


MFC Bontebok Monogram Guidebook

The inspiration source for Bontebok Monogram is a unique and inventive hand-drawn letterset from a vintage embroidery publication combining a stylized geometric oblique all capitals letterset with bracketing marks to make a monogram. First drawn as outlined letterforms with stipple shading, we've created multiple variations for you to design with. While this monogram was originally intended to adorn handkerchiefs, it has many other possibilities.

Bontebok Monogram Styles


Bontebok Monogram supports one, two, and three letter monograms, with or without bracketing ornaments, with or without shading or fill. To create an elegant and ornate monogram, select MFC Bontebok Monogram from your font menu, then just type out one of the combinations displayed below.

One letter monogram



Type any Capital letter

Two letter monogram



Type any two Capital letters

Three letter monogram




Type any three Capitals

While typing all Capitals as shown above offers stippled shaded & open letterforms, you can type in all lowercase letters for unshaded monogram letters, or you can choose to type a combination of the two to accentuate the monogram as shown below.



Typing in all Lowercase



Typing Lowercase - Capital - Lowercase

Bontebok Monogram lets you take this simplistic in form monogram just a little step further by including geometric bracketing ornaments that you can intersperse within your designs to further accentuate your monograms.



Created by typing: 1 m 2 r 2 r k 3



Created by typing: 4 m 5 R 5 r k 6

By enabling the Stylistic Alternates feature for MFC Bontebok Monogram, the main body of the letters will fill in for a strong & bold look, while at the same time retaining a shaded appearance for BOTH lowercase & Capital letterforms.



Below is a character map of the various framing ornament elements available in MFC Bontebok Monogram.

