

## POLICY ADVOCACY

Supported the Ministry of Labor and Social Affairs (MOLSA) to **develop and approve the National Plan of Action (NAP)** to **Eliminate WFCL**.

SNNP and Addis Ababa Regional Education Bureaus enacted manuals to **mainstream child labor and trafficking issues into education curriculum** for all primary school students in each region.

**Zonal bylaws** in Gamo Gofa and Wolaita Zones which provide policies to combat and prevent child labor and trafficking have been enacted and **cover all target and non-target woredas** in these Zones.



*This infographic does not necessarily reflect the views or policies of the United States Department of Labor, nor does the mention of trade names, commercial products, or organizations imply endorsement by the United States Government.*

# E - F A C E

World Vision®



**Ethiopians Fighting Against Child Exploitation** is a 4-year, \$10 million project funded by the US Department of Labor which aims to **reduce child labor** primarily in the traditional weaving sector in three regions of Ethiopia.

The project uses a **multi-sectoral approach** to addressing child labor through **provision of direct education and livelihoods services, strengthening capacity of local and national institutions, policy advocacy, awareness raising, social protection and research** to provide reliable data on child labor. The project has provided direct education services to **20,639 children and livelihoods services to 7,859 households**.

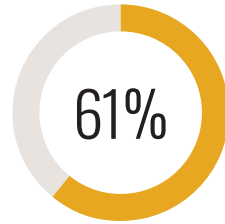
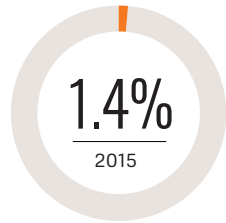
# PROJECT OUTCOMES

## LIVELIHOODS



### CHILD LABOR

The percentage of E-FACE supported **children engaged in child labor decreased** from 85% in 2012 to 1.4% in 2015.



61% of TVET-trained youth have **secured formal and full-time employment.**

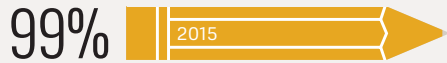


**90%** of business owners trained in Occupational Safety and Health have applied **two or more workplace improvements for their youth employees** and 90% of targeted weaving youth are accessing **education funded by their employers.**

## EDUCATION



**Dropout rates** for E-FACE supported children in 57 target schools **have decreased** from 10% in 2012 to 2.3% in 2015.




99% of E-FACE supported **children are retained in school** compared to 60% in 2012.

In 2015, **74.5%** of students in target schools **scored an average of 65% or higher** across all subjects, up from 22.3% in 2012.

**Annual income for weavers** has increased by **89.9%** and **potato farmers** by **858.4%**.

6,336 households are **participating in Village Savings and Loans Associations** and have a total of **USD 83,424 in assets** comprised of social funds, cumulative savings and interest on loans and penalties.



## SOCIAL PROTECTION



**Enrollment rate** for E-FACE supported children in target schools has increased from 64% in 2012 to 95.1% in 2015.



2012



2015

**88** target woredas have established functional **community-based child labor monitoring systems** that are implemented by community groups and actively track vulnerable children and their families to **keep children in school and out of hazardous work situations.**



**178** children were identified as trafficked and **reintegrated with their families.**

**Birth registration certificates** issued to **15,676** E-FACE supported children.