



2015 Technomic

TOP 100 FRANCHISOR

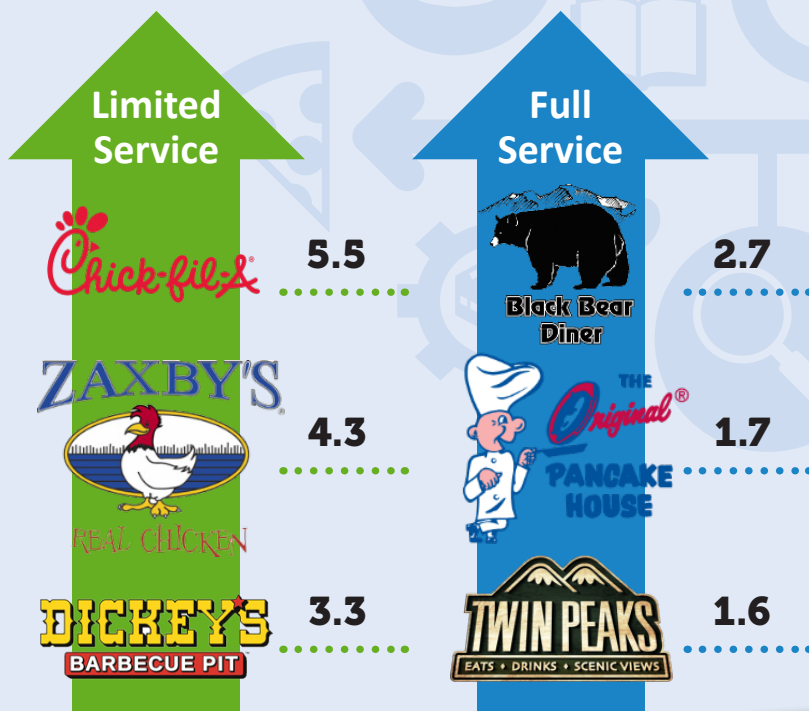
Restaurant Chain Benchmarking Report

Top franchise sales and unit growth

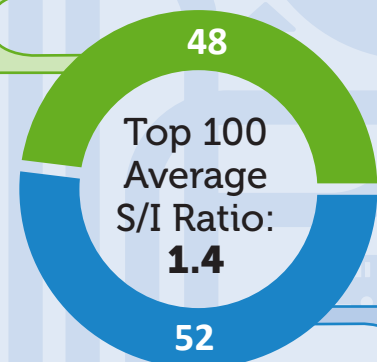
Revenue per square foot analysis (Restaurant averages)



Top sales-investment ratios



48 brands with equal or above-average S/I ratios
2014 franchise unit growth: **3.3%**



52 brands with below-average S/I ratios
2014 franchise unit growth: **0.9%**

► Contact Bart Henyan
bhenyan@technomic.com | p. 312-506-3832