



HILO SERIES

PLANAR INDUCTORS



MIL-PRF-27

ELECTRICAL SPECIFICATIONS

- **Operating Temperature:** -55°C to +125°C
- **Storage Temperature:** -60°C to +130°C
- **Temperature Rise @ 90°C:** < 40°C
- **Dielectric Withstanding Voltage:** 500 V_{RMS}
- **Different electrical values available upon request**
- **Outgassing compliant per ASTM E595**
(TML <1%, CVCM <0.1%)

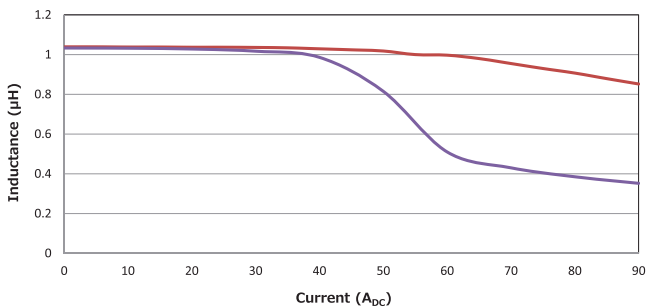
FEATURES

- **Compact** ideal for automatic placement
- **HIGH Power Density, LOW Profile**
- **LOW Power Losses, HIGH Efficiency**
- Built to meet **MIL-PRF-27** specifications
- **Terminations:** Tin-lead or RoHS compliant
- **Co-planarity:** ± 0.006
- **High reliability**
- **Other termination finishes available**

APPLICATIONS

- High current inductor for POL
- High current low profile for power supplies
- Low resistance ideal for battery based systems
- Designed for use in harsh environments
- High current ideal for use with low voltage FPGA

I vs L
(Current Rating vs Inductance)

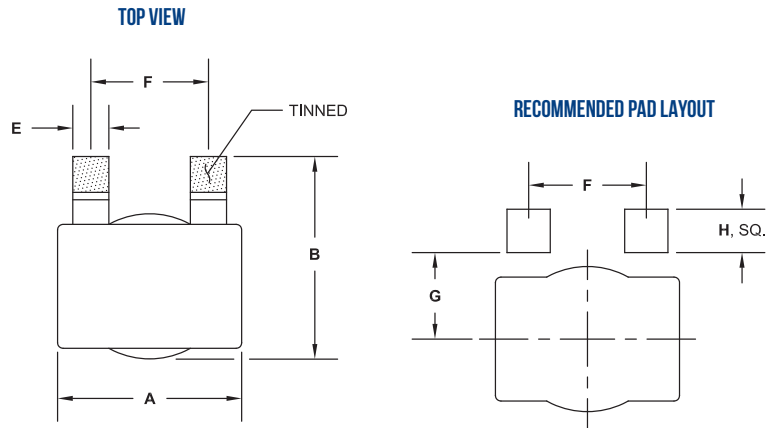



CUSTOM DESIGNS & MODIFICATIONS:

Other electrical configurations and performance characteristics are available in various sizes and package types

Current Rating (A)	DCR max (mΩ)	Inductance ref (uH)
4 to 75	0.21 to 9.6	0.10 to 10

MARKINGS: LASER OR INK
ALL DIMENSIONS: INCHES



Package	A max	B* max	C max	D max	E (±.010)	F Ref.	G Ref.	H Ref.	Wt Ref.
HILO2518	1.00	1.10	0.35	0.725	0.197	0.642	0.472	0.236	20g
HILO1209A	0.49	0.50	0.22	0.365	0.071	0.310	0.260	0.085	8g
HILO1209C	0.49	0.50	0.33	0.365	0.071	0.310	0.260	0.085	10g
HILO1005	0.40	0.50	0.19	0.320	0.071	0.220	0.200	0.085	4g
HILO0906	0.38	0.40	0.20	0.200	0.071	0.170	0.170	0.085	2g

*Dimension is based off design calculations and can be subjected to a minor modification.





Vanguard P/N	Inductance ref (uH)	DCR max (mΩ)	Saturation Current* (A _{DC})	Max Current Rating** (A _{RMS})
HILO2518-R68*-*	0.68	0.80	85	75
HILO2518-R82*-*	0.82	0.80	80	75
HILO2518-1R0*-*	1.0	0.80	75	75
HILO2518-1R2*-*	1.2	1.4	60	48
HILO2518-1R5*-*	1.5	1.4	55	48
HILO2518-1R8*-*	1.8	1.4	50	48
HILO2518-2R2*-*	2.2	1.4	44	48
HILO2518-3R3*-*	3.3	3.0	35	30
HILO2518-4R7*-*	4.7	3.0	30	30
HILO2518-5R6*-*	5.6	3.0	26	30
HILO2518-6R8*-*	6.8	6.3	28	20
HILO2518-8R2*-*	8.2	6.3	24	20
HILO2518-10R*-*	10.0	6.3	20	20
HILO1209A-R10*-*	0.10	0.21	70	40
HILO1209A-R15*-*	0.15	0.21	60	40
HILO1209A-R18*-*	0.18	0.21	45	40
HILO1209A-R22*-*	0.22	1.10	60	15
HILO1209A-R33*-*	0.33	1.10	52	15
HILO1209A-R47*-*	0.47	1.10	34	15
HILO1209A-R56*-*	0.56	1.10	30	15
HILO1209A-R68*-*	0.68	1.10	24	15
HILO1209A-R82*-*	0.82	1.10	18	15
HILO1209A-1R0*-*	1.0	1.10	15	15
HILO1209A-1R5*-*	1.5	2.10	16	10
HILO1209A-1R8*-*	1.8	2.10	13	10
HILO1209A-2R2*-*	2.2	2.10	10	10
HILO1209A-3R3*-*	3.3	5.40	12	6
HILO1209A-4R7*-*	4.7	5.40	8	6
HILO1209A-5R6*-*	5.6	5.40	7	6
HILO1209A-6R8*-*	6.8	5.40	6	6
HILO1209A-8R2*-*	8.2	9.60	6	5
HILO1209A-10R*-*	10.0	9.60	5	5
HILO1209C-R10*-*	0.10	0.45	80	40
HILO1209C-R15*-*	0.15	0.45	75	40
HILO1209C-R18*-*	0.18	0.45	70	40
HILO1209C-R22*-*	0.22	0.45	64	40
HILO1209C-R33*-*	0.33	0.45	40	40
HILO1209C-R47*-*	0.47	1.40	44	22
HILO1209C-R56*-*	0.56	1.40	40	22

Inductance measured at 10 kHz, 1.0 V_{RMS}

*Inductance drop < 30% at specified Saturation Current

** Current Rating at which temperature rise is approximately 40 °C

CUSTOM DESIGNS & MODIFICATIONS:

Other electrical configurations and performance characteristics are available in various sizes and package types





Vanguard P/N	Inductance ref (uH)	DCR max (mΩ)	Saturation Current* (A _{DC})	Max Current Rating** (A _{RMS})
HILO1209C-R68*-*	0.68	1.40	38	22
HILO1209C-R82*-*	0.82	1.40	35	22
HILO1209C-1R0*-*	1.0	1.40	30	22
HILO1209C-1R5*-*	1.5	2.43	24	14
HILO1209C-1R8*-*	1.8	2.43	18	14
HILO1209C-2R2*-*	2.2	2.43	16	14
HILO1209C-3R3*-*	3.3	2.43	12	14
HILO1209C-4R7*-*	4.7	4.09	11	10
HILO1209C-5R6*-*	5.6	4.09	10	10
HILO1209C-6R8*-*	6.8	6.44	10	8
HILO1209C-8R2*-*	8.2	6.44	8	8
HILO1209C-10R*-*	10.0	6.44	7	8
HILO1005-R10*-*	0.10	0.43	40	20
HILO1005-R15*-*	0.15	0.43	28	20
HILO1005-R18*-*	0.18	0.43	20	20
HILO1005-R22*-*	0.22	0.43	16	20
HILO1005-R33*-*	0.33	0.91	20	14
HILO1005-R47*-*	0.47	0.91	16	14
HILO1005-R56*-*	0.56	0.91	15	14
HILO1005-R68*-*	0.68	0.91	13	14
HILO1005-R82*-*	0.82	0.91	10	14
HILO1005-1R0*-*	1.0	1.72	12	10
HILO1005-1R5*-*	1.5	1.72	9	10
HILO1005-1R8*-*	1.8	1.72	7	10
HILO1005-2R2*-*	2.2	3.04	7	6
HILO1005-3R3*-*	3.3	3.04	5	6
HILO1005-4R7*-*	4.7	6.02	4.5	4
HILO1005-5R6*-*	5.6	6.02	3.5	4
HILO1005-6R8*-*	6.8	6.02	3	4
HILO1005-8R2*-*	8.2	6.02	2.5	4
HILO1005-10R*-*	10.0	6.02	2	4
HILO0906-R10*-*	0.1	0.6	45	22
HILO0906-R15*-*	0.15	0.6	30	22
HILO0906-R18*-*	0.18	0.6	28	22
HILO0906-R22*-*	0.22	0.6	22	22
HILO0906-R33*-*	0.33	1.1	20	15
HILO0906-R47*-*	0.47	1.1	15	15
HILO0906-R56*-*	0.56	1.8	16	12
HILO0906-R68*-*	0.68	1.8	14	12

Inductance measured at 10 kHz, 1.0 V_{RMS}

*Inductance drop < 30% at specified Saturation Current

** Current Rating at which temperature rise is approximately 40 °C

CUSTOM DESIGNS & MODIFICATIONS:

Other electrical configurations and performance characteristics are available in various sizes and package types





Vanguard P/N	Inductance ref (uH)	DCR max (mΩ)	Saturation Current* (A _{DC})	Max Current Rating** (A _{RMS})
HILO0906-R82*-*	0.82	1.8	12	12
HILO0906-1R0*-*	1.0	3.5	15	8
HILO0906-1R5*-*	1.5	3.5	9	8
HILO0906-1R8*-*	1.8	3.5	8	8
HILO0906-2R2*-*	2.2	6.0	8	6
HILO0906-3R3*-*	3.3	6.0	6	6
HILO0906-4R7*-*	4.7	8.8	5	4
HILO0906-5R6*-*	5.6	8.8	4	4
HILO0906-6R8*-*	6.8	8.8	3.2	4
HILO0906-8R2*-*	8.2	8.8	2.8	4
HILO0906-10R*-*	10	8.8	2.4	4

Inductance measured at 10 kHz, 1.0 V_{RMS}

*Inductance drop < 30% at specified Saturation Current

** Current Rating at which temperature rise is approximately 40 °C

VE PART NUMBER STRUCTURE KEY

EXAMPLE: HILO2518-R68S-1-T

INDUCTANCE (μH)

0.68
R68

*R = Decimal point

10μ = 10R

TERMINATION

S	SnPb
R	RoHS

RELIABILITY

1	COTS/EM
2	Group A (Level M)
3	Qualification (Level M)
4	Group A (Level T)
5	Qualification (Level T)
8	Other

PACKAGING (Default Bulk)

B	Bulk
T	Tape and Reel

CUSTOM DESIGNS & MODIFICATIONS:

Other electrical configurations and performance characteristics are available in various sizes and package types

HILO SERIES

