





Roll Label Shape 5882 1.5" dia.

-  Cut Margin; Represents area in which all copy should be placed.
-  Cut Line/Die Line; Represents the edge of the product.
-  Bleed Line; Represents how far the image or color should go beyond the cut/die line.
-  Arrows show standard unwind direction.