

STRIP 38.5W 4FT. TITANIUM LED SERIES



PRO



- QWIKLINK technology for seamless fixture connection
- Surface mount, pendant or suspended installation
- LED quick connectors for fast and easy wiring
- 120-277V circuit and 0-10V dimming control compatible
- Exceptional efficacy 131 LPW
- Extra long 100,000 hour lifetime



100,000 H




DIMMABLE




131
LPW
EFFICACY



10
YR
WARRANTY



82
CRI (Ra)



WIDE BEAM



STRIP PRODUCT FEATURES

QWIKLINK Connection System*

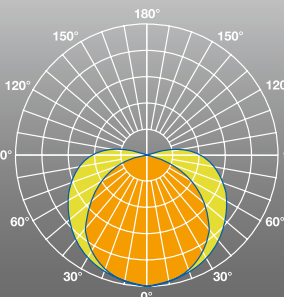
Easily and seamlessly connect up to 64' of fixtures with the QWIKLINK connection system. The QWIKLINK connector provides line voltage and 0-10V dimming between fixtures. The QWIKLINK cable comes in two lengths (7.9in. & 5ft.) and allows for angled and distant fixture connection. The QWIKLINK sensor integrates with a single fixture or an entire row for occupancy sensing and dimming.



QWIKLINK Connector QWIKLINK Cable QWIKLINK Sensor

Even Distribution & Uplighting

The STRIP QWIKLINK Series provides even distribution and up to 10% uplighting to limit the "cave effect" associated with other fixtures with more direct lighting. The smooth light output helps create a visually comfortable and secure environment.



*If no QWIKLINK connection is made, the end caps shall not be removed.

STRIP 38.5W 4FT. TITANIUM LED SERIES



SPECIFICATIONS

Product Model	28321 38.5STRIPDIM/830/277V	28322 38.5STRIPDIM/835/277V	28323 38.5STRIPDIM/840/277V	28324 38.5STRIPDIM/850/277V
Type	STRIP 4'	STRIP 4'	STRIP 4'	STRIP 4'
Power (W)	38.5	38.5	38.5	38.5
Voltage - Frequency	120-277V 50-60Hz	120-277V 50-60Hz	120-277V 50-60Hz	120-277V 50-60Hz
Color Temp. (ANSI)	3000K	3500K	4000K	5000K
CRI (Ra)	82	82	82	82
Typical lumens (lm)	4950	4950	5050	5050
Efficacy (LPW)	129	129	131	131
Beam Angle	120°	120°	120°	120°
Dimmable	Yes	Yes	Yes	Yes
Power Factor	0.9	0.9	0.9	0.9
THD	<20%	<20%	<20%	<20%
Ambient Temp. Rating	-4°F / -20°C - 113°F / 45°C	-4°F / -20°C - 113°F / 45°C	-4°F / -20°C - 113°F / 45°C	-4°F / -20°C - 113°F / 45°C
Rated Lifetime - L70 (hrs.)	100,000	100,000	100,000	100,000
Dimensions (LxWxH)	48.03"x2.56"x2.64" (1220x65x67mm)	48.03"x2.56"x2.64" (1220x65x67mm)	48.03"x2.56"x2.64" (1220x65x67mm)	48.03"x2.56"x2.64" (1220x65x67mm)
Weight (lb. / g)	4.59lb. / 2.08kg	4.59lb. / 2.08kg	4.59lb. / 2.08kg	4.59lb. / 2.08kg

PRODUCT ORDERING INFORMATION

Must Select				Options (Factory Installation): Select or Leave Blank	
Power	CRI	CCT	Voltage	Step Dimming	EM Backup
38.5STRIP 38.5W	8 82	30 3000K	277V 120-277V	(Blank) None	(Blank) None
		35 3500K		STEPDIM Step Dimming 100/50	EM 10W EM Backup
		40 4000K			
		50 5000K			

Ex. 38.5STRIP/840/277V/STEPDIM/EM

* Suitable for damp locations. Not for use where directly exposed to weather or water

** DLC Premium Listed for Direct Linear Ambient, Low-Bay Commercial and Industrial Buildings, Stairwell and Passageway Luminaires when used with STPSENSOR

ACCESSORY ORDERING INFORMATION

Model	Product	Description	Model	Product	Description
STPSENSOR	28388	Microwave Sensor QWIKLINK Connection Module 120-277V - Tri-level - Field Adjustable	STP10CABLE	28383	10' Aircraft Cable with Y-toggle (Set of 2 Cables Suitable for 1 Fixture)
SENSORRC	97881	Remote Control for STPSENSOR	STPPLATE4C	28387	Back Plate for Mechanical Connection Between Suspended Fixtures in a Continuous Run (2 Aircraft Cables Per Fixture)
JBOXPLATE	28384	J-box Cover Plate	STPPLATE2C	97885	Back Plate for Mechanical Connection Between Suspended Fixtures in a Continuous Run (1 Aircraft Cable Per Fixture)
WIRECON20	28385	7.9" (20cm) QWIKLINK Cable	PC6	97860	6' Power Cord 18/3 (Not Pre-wired to Fixture)
WIRECON150	28386	5' QWIKLINK Cable	PC12	97861	12' Power Cord 18/3 (Not Pre-wired to Fixture)
STP6CABLE	28382	6' Aircraft Cable with Y-toggle (Set of 2 Cables Suitable for 1 Fixture)			