




YOUNGSTOWN STATE MEN'S BASKETBALL

2024-25 RECORD BOOK


TABLE OF CONTENTS

<u>Hall of Fame Members</u>	2-3	<u>Division I Career Records</u>	21-22
<u>Coaching Records</u>	4-5	<u>Division I Season Records</u>	23-25
<u>Basketball Honors</u>	6	<u>Annual Stat Leaders</u>	26-28
<u>All-Conference Selections</u>	7	<u>Overtime Results</u>	29
<u>Special Honors</u>	8	<u>Postseason Results</u>	30
<u>Zidian Family Arena at Beeghly Center</u>	9	<u>Class Records</u>	31
<u>Beeghly Center Breakdown</u>	10	<u>Year-By-Year Statistics</u>	32
<u>Single-Game Team Records</u>	11-12	<u>1,000-Point Scorers</u>	33-39
<u>100-Point Games</u>	12	<u>All-Time Letterwinners</u>	40-41
<u>Team Season Records</u>	13	<u>All-Time Series Records</u>	42
<u>Individual Game Records</u>	14	<u>Series Records By Opponent</u>	43-65
<u>Outstanding Performances</u>	15-16	<u>All-Time Results</u>	66-75
<u>Individual Season Records</u>	17-18	<u>Coach Dom Rosselli</u>	76
<u>Individual Career Records</u>	19-20	<u>YSU Basketball A-to-Z</u>	77


YSU ATHLETICS HALL-OF-FAME MEMBERS




Leo Mogus
Enshrined 1985




Herb Lake
Enshrined 1986




Tony Knott
Enshrined 1987




John McElroy
Enshrined 1987




Jeff Covington
Enshrined 1988




Billy Johnson
Enshrined 1988



Dave Culliver
Enshrined 1989




Mickey Yugovich
Enshrined 1989




Ron Allen
Enshrined 1990




Bob Atterholt
Enshrined 1990




Roy Kroll
Enshrined 1991




Will Teague
Enshrined 1991



Steve Gergely
Enshrined 1992




Terry Moore
Enshrined 1992



Fred Jones
Enshrined 1993




Joe Nigro
Enshrined 1993




Bruce Alexander
Enshrined 1994




Mike Magula
Enshrined 1995




John Keshock
Enshrined 1996




Ken Bergman
Enshrined 1997




Charlie Moore
Enshrined 1998



Roy Taylor
Enshrined 1999



Raymond Wise
Enshrined 2000




Bruce Timko
Enshrined 2001


YSU ATHLETICS HALL-OF-FAME MEMBERS

YSU Athletics Hall-of-Fame Inductees


Leo Mogus	1985
Herb Lake	1986
Tony Knott	1987
John McElroy	1987
Jeff Covington	1988
Billy Johnson	1988
Dave Culliver	1989
Mickey Yugovich	1989
Ron Allen	1990
Bob Atterholt	1990
Roy Kroll	1991
Will Teague	1991
Steve Gergely	1992
Terry Moore	1992
Fred "Red" Jones	1993
Joe Nigro	1993
Bruce Alexander	1994
Mike Magula	1995
John Keshock	1996
Kenneth Bergman	1997
Charley Moore	1998
Roy Taylor	1999
Raymond Wise	2000
Bruce Timko	2001
Reggie Kemp	2004
Tilman Bevely	2005
Tim Jackson	2006
Sam Jankovich	2006
Troy Williams	2007
Walter Brian	2008
Ron Smith	2009
Craig Haese	2011
Anthony Hunt	2013
Gerald Parks	2014
Quin Humphrey	2017
Tony Mitchell	2018
Phil Gaston	2019
Damian Eargle	2023
Kendrick Perry	2024




Reggie Kemp
Enshrined 2004




Tilman Bevely
Enshrined 2005




Tim Jackson
Enshrined 2006




Sam Jankovich
Enshrined 2006




Troy Williams
Enshrined 2007




Walter Brian
Enshrined 2008




Ron Smith
Enshrined 2009



Craig Haese
Enshrined 2011




Anthony Hunt
Enshrined 2013



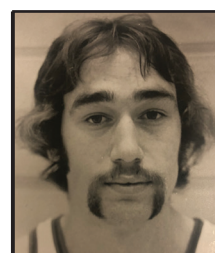
Gerald Parks
Enshrined 2014




Quin Humphrey
Enshrined 2017



Tony Mitchell
Enshrined 2018



Phil Gaston
Enshrined 2019



Damian Eargle
Enshrined 2023



Kendrick Perry
Enshrined 2024



YEAR-BY-YEAR RECORDS

Year	Coach	Overall	Conf.	Non Conf.	Home	Away	Neut.	Conf. Tourn.	NCAA	NAIA	CIT
1927-28	Al Fairfield	2-2 (.500)	--	--	1-2	1-0	--	--	--	--	--
1928-29	Al Fairfield	8-2 (.800)	--	--	4-2	4-0	--	--	--	--	--
1929-30	Al Fairfield	6-6 (.500)	--	--	3-3	3-3	--	--	--	--	--
	3-Year Total	16-10 (.615)	--	--	8-8	8-3	--	--	--	--	--
1930-31	Jack McPhee	1-13 (.071)	--	--	1-6	0-7	--	--	--	--	--
1931-32	Jack McPhee	3-10 (.231)	--	--	2-5	1-5	--	--	--	--	--
	2-Year Total	4-23 (.148)	--	--	3-11	1-12	--	--	--	--	--
1932-33	Denton Doll	3-11 (.214)	--	--	3-4	0-7	--	--	--	--	--
	1-Year Total	3-11 (.214)	--	--	3-4	0-7	--	--	--	--	--
1933-34	Jack McPhee	6-8 (.429)	--	--	3-4	3-4	--	--	--	--	--
1934-35	Jack McPhee	11-9 (.550)	--	--	6-4	5-5	--	--	--	--	--
	2-Year Total	17-17 (.500)	--	--	9-8	8-9	--	--	--	--	--
	McPhee's 4-Year Total	21-40 (.344)	--	--	10-19	9-21	--	--	--	--	--
1935-36	Ray Sweeney	8-11 (.421)	--	--	5-4	3-7	--	--	--	--	--
1936-37	Ray Sweeney	8-10 (.444)	--	--	4-3	4-7	--	--	--	--	--
1937-38	Ray Sweeney	11-9 (.550)	--	--	8-3	3-6	--	--	--	--	--
1938-39	Ray Sweeney	6-12 (.333)	--	--	4-5	2-7	--	--	--	--	--
1939-40	Ray Sweeney	9-9 (.500)	--	--	4-3	5-6	--	--	--	--	--
	5-Year Total	42-51 (.451)	--	--	25-18	17-33	--	--	--	--	--
1940-41	Dom Rosselli	14-8 (.636)	--	--	10-1	4-7	--	--	--	--	--
1941-42	Dom Rosselli	9-12 (.429)	--	--	7-5	2-7	--	--	--	--	--
	2-Year Total	23-20 (.535)	--	--	17-6	6-14	--	--	--	--	--
1942-43	Joe Morbito	11-5 (.687)	--	--	6-2	5-3	--	--	--	--	--
	1-Year Total	11-5 (.687)	--	--	6-2	5-3	--	--	--	--	--
1943-46	No Team/WWII										
1946-47	Dom Rosselli	13-10 (.565)	--	--	9-6	4-4	0-1	--	--	0-1	--
1947-48	Dom Rosselli	10-14 (.416)	--	--	5-7	5-7	--	--	--	--	--
1948-49	Dom Rosselli	9-14 (.391)	--	--	7-6	2-8	--	--	--	--	--
1949-50	Dom Rosselli	3-20 (.130)	--	--	2-8	1-11	0-1	--	--	--	--
1950-51	Dom Rosselli	16-7 (.696)	--	--	10-4	5-3	1-0	--	--	--	--
1951-52	Dom Rosselli	16-7 (.696)	--	--	9-2	7-5	--	--	--	--	--
1952-53	Dom Rosselli	10-14 (.416)	--	--	7-6	3-8	--	--	--	--	--
1953-54	Dom Rosselli	11-16 (.407)	--	--	8-7	3-9	--	--	--	--	--
1954-55	Dom Rosselli	10-17 (.370)	--	--	7-10	3-7	--	--	--	--	--
1955-56	Dom Rosselli	12-14 (.462)	--	--	11-4	11-10	--	--	--	--	--
1956-57	Dom Rosselli	23-4 (.852)	--	--	13-0	8-3	2-1	--	--	2-1	--
1957-58	Dom Rosselli	23-7 (.767)	--	--	15-2	6-4	2-1	--	--	2-1	--
1958-59	Dom Rosselli	19-9 (.679)	--	--	11-1	6-6	2-2	--	--	1-1	--
1959-60	Dom Rosselli	11-14 (.440)	--	--	6-5	5-6	0-3	--	--	--	--
1960-61	Dom Rosselli	21-7 (.750)	--	--	14-0	5-5	2-2	--	1-1	--	--
1961-62	Dom Rosselli	16-12 (.571)	--	--	9-4	6-7	1-1	--	1-1	--	--
1962-63	Dom Rosselli	18-9 (.667)	--	--	12-3	5-4	1-2	--	1-1	--	--
1963-64	Dom Rosselli	24-3 (.889)	--	--	13-0	10-1	1-2	--	1-1	--	--
1964-65	Dom Rosselli	20-6 (.769)	--	--	13-3	7-3	--	--	--	--	--
1965-66	Dom Rosselli	19-7 (.731)	--	--	11-2	7-5	1-0	--	1-1	--	--
1966-67	Dom Rosselli	18-7 (.720)	--	--	12-2	6-5	--	--	--	--	--
1967-68	Dom Rosselli	17-8 (.680)	--	--	15-0	2-8	--	--	--	--	--
1968-69	Dom Rosselli	19-7 (.731)	--	--	14-4	5-3	--	--	--	--	--
1969-70	Dom Rosselli	22-5 (.815)	--	--	14-0	8-3	0-2	--	0-2	--	--
1970-71	Dom Rosselli	19-6 (.760)	--	--	15-2	4-4	--	--	--	--	--
1971-72	Dom Rosselli	22-7 (.759)	--	--	13-2	7-5	2-0	--	2-1	--	--
1972-73	Dom Rosselli	10-13 (.435)	--	--	7-8	3-5	--	--	--	--	--
1973-74	Dom Rosselli	10-16 (.385)	--	--	7-9	3-7	--	--	--	--	--
1974-75	Dom Rosselli	19-9 (.679)	--	--	13-3	6-5	0-1	--	0-2	--	--
1975-76	Dom Rosselli	17-9 (.654)	--	--	12-4	5-5	--	--	--	--	--
1976-77	Dom Rosselli	22-7 (.759)	--	--	16-2	5-4	1-1	--	1-1	--	--
1977-78	Dom Rosselli	16-9 (.640)	--	--	11-2	5-7	--	--	--	--	--
1978-79	Dom Rosselli	13-13 (.500)	4-6	9-7	9-8	4-5	--	--	--	--	--
1979-80	Dom Rosselli	17-10 (.630)	2-6	15-4	9-4	8-6	--	--	--	--	--
1980-81	Dom Rosselli	13-13 (.500)	3-3	10-10	9-5	1-5	--	--	--	--	--
1981-82	Dom Rosselli	8-18 (.308)	5-11	3-7	5-8	3-10	--	--	--	--	--
	36-Year Total	566-368 (.606)	14-26	37-28	373-143	184-203	16-20	--	8-11	5-4	--
	Rosselli's 38-Year Total	589-388 (.603)	14-26	37-28	390-149	190-217	16-20	--	8-11	5-4	--




Jack McPhee




Denton Doll



Ray Sweeney



Dom Rosselli



Joe Morbito



Mike Rice



YEAR-BY-YEAR RECORDS

Year	Coach	Overall	Conf.	Non Conf.	Home	Away	Neut.	Conf. Tourn.	NCAA	NIT	CIT/TBC
1982-83	Mike Rice	15-12 (.556)	5-9	10-3	8-5	7-5	0-2	--	--	--	--
1983-84	Mike Rice	18-11 (.621)	9-5	9-6	12-2	4-8	2-1	1-1	--	--	--
1984-85	Mike Rice	19-11 (.633)	8-6	11-5	12-1	4-10	3-0	2-1	--	--	--
1985-86	Mike Rice	12-16 (.429)	8-6	4-10	10-4	2-10	0-2	0-1	--	--	--
1986-87	Mike Rice	11-17 (.393)	4-10	7-7	9-6	2-10	1-1	0-1	--	--	--
5-Year Total		75-67 (.528)	34-36	41-31	51-18	19-43	6-6	3-4	--	--	--
1987-88	Jim Clemons	7-21 (.250)	2-12	5-9	5-9	1-12	1-0	0-1	--	--	--
1988-89	Jim Clemons	5-23 (.185)	--	5-23	4-9	1-14	--	--	--	--	--
2-Year Total		12-44 (.214)	2-12	10-32	9-18	2-26	1-0	0-1	--	--	--
1989-90	John Stroia	8-20 (.286)	--	8-20	7-8	1-12	--	--	--	--	--
1990-91	John Stroia	12-16 (.429)	--	12-16	9-5	3-11	--	--	--	--	--
1991-92	John Stroia	6-22 (.214)	--	6-22	6-10	0-12	--	--	--	--	--
1992-93	John Stroia	3-23 (.115)	2-14	1-9	3-10	0-13	--	--	--	--	--
4-Year Total		29-81 (.263)	2-14	27-67	25-33	4-48	--	--	--	--	--
1993-94	Dan Peters	5-21 (.192)	3-15	2-6	4-7	1-14	--	--	--	--	--
1994-95	Dan Peters	18-10 (.643)	10-8	8-2	11-3	6-7	1-0	1-1	--	--	--
1995-96	Dan Peters	12-15 (.444)	7-11	5-4	9-4	3-10	0-1	0-1	--	--	--
1996-97	Dan Peters	9-18 (.333)	4-12	5-6	5-8	4-9	0-1	0-1	--	--	--
1997-98	Dan Peters	20-9 (.689)	11-5	9-4	10-3	7-5	3-1	2-1	--	--	--
1998-99	Dan Peters	14-14 (.500)	9-5	5-9	8-4	5-7	1-3	1-1	--	--	--
6-Year Total		78-87 (.473)	44-56	34-31	47-29	26-52	5-6	4-5	--	--	--
1999-2000	John Robic	12-16 (.429)	9-7	3-9	6-6	6-8	0-2	0-1	--	--	--
2000-01	John Robic	19-11 (.633)	11-5	8-6	10-2	6-7	3-2	0-1	--	--	--
2001-02	John Robic	5-23 (.178)	2-14	3-9	5-7	0-15	0-1	0-1	--	--	--
2002-03	John Robic	9-20 (.310)	4-12	5-8	8-5	1-14	0-1	0-1	--	--	--
2003-04	John Robic	8-20 (.286)	4-12	4-8	7-6	1-14	--	0-1	--	--	--
2004-05	John Robic	5-23 (.178)	2-14	3-9	5-10	0-12	0-1	0-1	--	--	--
6-Year Total		58-113 (.339)	32-54	26-49	41-36	14-70	3-7	0-6	--	--	--
2005-06	Jerry Slocum	7-21 (.250)	4-12	3-9	5-7	2-14	--	0-1	--	--	--
2006-07	Jerry Slocum	14-17 (.452)	7-9	7-8	10-4	3-12	1-1	1-1	--	--	--
2007-08	Jerry Slocum	9-21 (.300)	5-13	4-8	6-7	2-14	1-0	0-1	--	--	--
2008-09	Jerry Slocum	11-19 (.367)	7-11	4-8	7-9	4-10	--	0-1	--	--	--
2009-10	Jerry Slocum	8-22 (.267)	2-16	6-6	6-9	2-13	--	0-1	--	--	--
2010-11	Jerry Slocum	9-21 (.300)	2-16	7-5	9-7	0-14	--	0-1	--	--	--
2011-12	Jerry Slocum	16-15 (.515)	10-8	6-7	10-4	6-10	0-1	1-1	--	--	--
2012-13	Jerry Slocum	18-16 (.529)	7-9	11-7	11-5	6-8	1-3	1-1	--	--	1-1
2013-14	Jerry Slocum	15-17 (.469)	6-10	9-7	11-4	2-13	2-0	0-1	--	--	--
2014-15	Jerry Slocum	11-21 (.344)	2-14	9-7	6-9	3-12	2-0	0-1	--	--	--
2015-16	Jerry Slocum	11-21 (.344)	6-12	5-9	6-8	4-11	1-2	0-1	--	--	--
2016-17	Jerry Slocum	13-21 (.392)	5-13	8-8	7-7	3-12	3-2	2-1	--	--	--
12-Year Total		142-232 (.381)	61-143	82-89	94-80	37-143	11-9	5-12	--	--	1-1
2017-18	Jerrod Calhoun	8-24 (.250)	6-12	2-12	6-6	2-13	0-5	0-1	--	--	--
2018-19	Jerrod Calhoun	12-20 (.375)	8-10	4-10	6-7	5-11	1-2	0-1	--	--	--
2019-20	Jerrod Calhoun	18-15 (.545)	10-8	8-7	13-3	5-11	0-1	1-1	--	--	\$\$
2020-21	Jerrod Calhoun	15-12 (.556)	9-11	6-1	10-5	5-7	0-0	1-1	--	--	--
2021-22	Jerrod Calhoun	19-15 (.559)	12-9	7-6	13-7	6-8	0-0	0-1	--	--	1-1
2022-23	Jerrod Calhoun	24-10 (.706)	15-5	9-4	14-3	9-6	1-1	1-1	--	0-1	--
2023-24	Jerrod Calhoun	22-10 (.688)	14-6	8-4	14-3	8-7	0-0	0-1	--	--	--
7-Year Total		118-106 (.527)	74-61	44-44	76-34	40-63	2-9	3-7	--	0-1	1-1


\$\$ - Youngstown State qualified for the 2020 CIT, but the tournament was cancelled due to COVID-19.



Jim Clemons



John Stroia



Dan Peters



John Robic



Jerry Slocum

COACH BILL DAILEY (1954-87)

Coach Bill Dailey served as an assistant coach at YSU for six seasons before being named to replace Mike Rice in March 1987. However, Dailey died in August from cancer before ever taking the sidelines as the official head coach.



Six seasons before, at age 26, Dailey served as the interim Head Coach for Dom Rosselli compiling a 13-13 record during the 1980-81 campaign, including wins in five of the last six games of the year.



Jerrod Calhoun



Ethan Faulkner

BASKETBALL HONORS

D-I All-Americans

Honorable Mention

1984-85 • John Keshock

NABC All-District

First-Team

2022-23 • Dwayne Cohill
2016-17 • Cameron Morse
2013-14 • Kendrick Perry
2012-13 • Kendrick Perry

Second-Team

2019-20 • Darius Quisenberry

Horizon League

All-Conference

First-Team

2022-23 • Dwayne Cohill
2019-20 • Darius Quisenberry
2016-17 • Cameron Morse
2013-14 • Kendrick Perry
2012-13 • Kendrick Perry
2011-12 • Kendrick Perry
2006-07 • Quin Humphrey
2005-06 • Quin Humphrey

Second-Team

2023-24 • DJ Burns
2023-24 • Ziggy Reid
2021-22 • Michael Akuchie
2020-21 • Naz Bohannon
2018-19 • Darius Quisenberry
2017-18 • Cameron Morse
2015-16 • Cameron Morse

Third-Team

2023-24 • Brett Thompson
2022-23 • Brandon Rush
2022-23 • Adrian Nelson
2021-22 • Dwayne Cohill

All-Newcomer/

Freshman Team

2023-24 • Gabe Dynes

2022-23 • John Lovelace, Jr.
2020-21 • Shemar Rathan-Mayes
2018-19 • Darius Quisenberry
2017-18 • Naz Bohannon
2015-16 • Jordan Andrews
2012-13 • Kamren Belin
2010-11 • Damian Eargle
2008-09 • DeAndre Mays
2007-08 • Vytas Sulskis
2005-06 • Keston Roberts
2002-03 • Adam Baumann

Defensive Player of the Year

2012-13 • Damian Eargle

All-Defensive Team

2018-19 • Garrett Covington
2013-14 • Kendrick Perry
2012-13 • Damian Eargle
2012-13 • Kendrick Perry
2011-12 • Damian Eargle
2002-03 • Marlon Williamson

Academic All-League

2022-23 • Dwayne Cohill
2021-22 • Michael Akuchie
2021-22 • Shemar Rathan-Mayes
2015-16 • Francisco Santiago
2013-14 • Kendrick Perry
2012-13 • Blake Allen
2012-13 • Kendrick Perry
2003-04 • Adam Baumann

Mid-Continent

All-Conference

First-Team

2000-01 • Craig Haese
1997-98 • Anthony Hunt

Second-Team

1999-00 • Elmer Brown
1997-98 • Willie Spellman
1996-97 • Anthony Hunt
1994-95 • Andre Smith

Honorable-Mention

2000-01 • Ryan Patton

All-Newcomer Team

1998-99 • Elmer Brown
1997-98 • David Brown
1995-96 • Anthony Hunt
1993-94 • Andre Smith

All-Tournament

1997-98 • Willie Spellman

Coach of the Year

1997-98 • Dan Peters

Independent

Second-Team

1990-91 • Reggie Kemp
1989-90 • Reggie Kemp

Honorable-Mention

1989-90 • Tim Jackson

Ohio Valley

All-Conference

First-Team

1984-85 • John Keshock

Second-Team

1983-84 • Bruce Timko
1983-84 • Ray Robinson

All-Tournament

1984-85 • John Keshock
1983-84 • Bruce Timko
1983-84 • Ray Robinson

All-Freshman Team

1987-88 • Tim Jackson
1981-82 • Troy Williams

Coach of the Year

Mid-Continent

1997-98 • Dan Peters

Academic All-Conference

2000-01 • Craig Haese
2000-01 • Andrew Hannan
1999-00 • Craig Haese
1999-00 • Andrew Hannan
1999-00 • Jeremy Jackson
1998-99 • Andrew Hannan
1998-99 • Craig Haese
1998-99 • DeVon Lewis
1997-98 • DeVon Lewis
1996-97 • Mike Brennan

NAIA All-Americans

First-Team

1958-59 • Herb Lake

1955-56 • Tony Knott

Second-Team

1957-58 • Herb Lake

D-II All-Americans

1977-78 • Jeff Covington

1976-77 • Jeff Covington

1975-76 • Jeff Covington

CoSIDA Academic

All-America

2013-14 • Kendrick Perry

(Second Team)

2003-04 • Adam Baumann

(Third Team)

CoSIDA Academic

All-District

2023-24 • Bryson Langdon

2023-24 • Ziggy Reid

2022-23 • Dwayne Cohill

2022-23 • Malek Green

2022-23 • Shemar Rathan-Mayes

2013-14 • Kendrick Perry

2003-04 • Adam Baumann

2000-01 • Craig Haese

1998-99 • Andrew Hannan




Damian Eargle was named the Horizon League Defensive Player of the Year in 2012-13.



Quin Humphrey was a two-time All-Horizon League First-Team selection in 2005-06 and 2006-07.


ALL-CONFERENCE SELECTIONS




F/C • Ray Robinson
Second Team | 1983-84




G • Bruce Timko
Second Team | 1983-84




G • John Keshock
First Team | 1984-85




G • Gary Robbins
Second Team | 1985-86




F • Tilman Bevely
First Team | 1986-87




F • Tim Jackson
Honorable Mention
1989-90




F • Reggie Kemp
Second Team | 1990-91
Second Team | 1989-90




G • Andre Smith
Second Team | 1994-95




G • Anthony Hunt
Second Team | 1996-97
First Team | 1997-98




F • Willie Spellman
Second Team | 1997-98




G • Elmer Brown
Second Team | 1999-00




G • Craig Haese
First Team | 2000-01



G • Ryan Patton
Honorable Mention
2000-01




G • Quin Humphrey
First Team | 2005-06
First Team | 2006-07



G • Kendrick Perry
First Team | 2011-12
First Team | 2012-13
First Team | 2013-14



G • Cameron Morse
Second Team | 2015-16
First Team | 2016-17
Second Team | 2017-18



G • Darius Quisenberry
First Team | 2019-20
Second Team | 2018-19



F • Naz Bohannon
Second Team | 2020-21



F • Michael Akuchie
Second Team | 2021-22




G • Dwayne Cohill
Third Team | 2021-22
First Team | 2022-23



F • Adrian Nelson
Third Team | 2022-23



G • Brandon Rush
Third Team | 2022-23



F • DJ Burns
Second Team | 2023-24




F • Ziggy Reid
Second Team | 2023-24



G • Brett Thompson
Third Team | 2023-24

SPECIAL HONORS

RETIRED NUMBERS | 12 • 36 • 40 • 55 • 589




G • John McElory
#12 | 1965-69
Youngstown, Ohio



G • Tony Vivo
#36 | 1936-40
Youngstown, Ohio



C • Leo Mogus
#40 | 1939-43
Youngstown, Ohio



F • Jeff Covington
#55 | 1974-78
Washington, D.C.



Coach Dom Rosselli
#589
1940-42 | 1946-83

YOUNGSTOWN STATE ATHLETES OF THE YEAR



2012-13 | Kendrick Perry
Guard | Ocoee, Fla.




2010-11 | Vytas Sulskis
Forward | Vilnius, Lithuania



2006-07 | Quin Humphrey
Guard | Atlanta, Ga.



2000-01 | Craig Haese
Guard | DePere, Wis.



1989-90 | Tim Jackson
Forward | Canton, Ohio

ZIDIAN FAMILY ARENA AT BEEGHLY CENTER



TOP 25 CROWDS

Att.	Opponent	Date
6,571	Cleveland State	Dec. 13, 1986
6,339	Akron	Jan. 31, 1987
6,320	Akron	Jan. 6, 1984
6,313	Cleveland State	Jan. 28, 2012
6,249	Cleveland State	Jan. 23, 2009
6,213	Valparaiso	Feb. 10, 2001
6,198	Butler	Jan. 19, 2008
6,123	Akron	Jan. 9, 1988
6,087	Milwaukee	Jan. 22, 2010
6,001	Northern Kentucky	Jan. 28, 2024
6,000	Akron	Jan. 15, 1977
6,000	Akron	Jan. 14, 1978
5,916	Clarion State	Nov. 23, 1985
5,910	Akron	Feb. 1, 1975
5,868	Gannon	Feb. 19, 1977
5,807	Akron	Jan. 4, 1986
5,710	Gannon	Jan. 25, 1975
5,700	Ohio	Dec. 2, 1972
5,700	Gannon	Feb. 18, 1978
5,634	Cheyney	Jan. 19, 1980
5,584	Detroit Mercy	March 2, 2023
5,568	Valparaiso	Feb. 19, 1998
5,511	Western Illinois	Feb. 2, 1980
5,500	Northern Kentucky	Jan. 25, 1978
5,230	Eastern Kentucky	Jan. 28, 1984

The Beeghly Physical Education Center is home for the Youngstown State men's and women's basketball, volleyball and swimming and diving teams. It was constructed in 1972 and is in its 53rd season as the home of the Youngstown State men's basketball team.

Thanks to the benevolence of the Zidian Family, the basketball and volleyball venue was rebranded in 2024 as Zidian Family Arena at Beeghly Center.

In addition, YSU has named the south lobby the Fred & Lucy Moran/Window World Lobby. The upper reserved chairback seating sections on the east side of the arena have been named for the Hendricks and Kerola Families. Similarly, new floor seating has been named thanks to the continued support of the Spiegel Family.

Additional contributions have provided new naming opportunities for The Jack Colonna Women's Basketball Locker Room, The Sperry Rongone Women's Basketball Lounge and The JP Daliman Men's Basketball Head Coach's Office.

Located between Stambaugh Stadium and the Andrews Student Recreation and Wellness Center on the northwest end of Youngstown State's scenic campus, Beeghly Center is a multi-purpose facility that includes Dom Rosselli Court in the newly named Zidian Family Arena, an Olympic-sized swimming and diving facility, YSU's Athletics Hall of Fame, a weight room, an athletic training center, a film and meeting room, locker rooms, classrooms, and administrative offices.

Since 2000, more than \$11 million in renovations have been made to keep Beeghly Center an attractive facility for student-athletes and fans.

The Coaches Court is a plush room for Penguin

Club members. The Coaches Court serves as a venue for Athletic Department functions and meetings, major press conferences and event hospitality. It also contains murals that showcase the accomplishments of the Youngstown State men's and women's basketball programs as well as Rosselli and legendary women's coach Ed DiGregorio.

Beeghly Natatorium, located in the Northwest corner of the facility, features a diving well and a 25-yard by 50-meter swimming pool. With 10 lanes, the racing course starts at six feet and reaches to 16 feet at its deepest. The Beeghly Center Natatorium served as the host to the 1977, 1980 and 1981 NCAA Division II Men's Swimming and Diving Championships.

The entire facility was built at a cost of \$5.5 million and opened in 1972. It was dedicated in the memory of Mr. and Mrs. Leon A. Beeghly, founders of the Standard Slag Company in Youngstown.

Eleven years after construction, the seating capacity was increased to 6,500 with the addition of permanent seats in the north and south ends of the arena and 1,250 chairback seats located along the court. The capacity is currently 4,633.

On September 15, 1996, YSU dedicated Veterans' Plaza directly in front of Beeghly Center. This \$500,000 community project was funded in-part through private donations to honor all United States Veterans. Spring Street, the road leading up to Beeghly Center, was updated with a scenic entrance and renamed Armed Forces Boulevard in 2009.

Year-By-Year Year	Record
1972-73	7-8
1973-74	7-9
1974-75	13-3
1975-76	12-4
1976-77	17-3
1977-78	11-2
1978-79	9-8
1979-80	9-4
1980-81	9-5
1981-82	5-8
1982-83	7-5
1983-84	11-2
1984-85	12-1
1985-86	10-4
1986-87	9-6
1987-88	5-9
1988-89	4-9
1989-90	7-8
1990-91	9-6
1991-92	6-10
1992-93	3-10
1993-94	4-8
1994-95	11-3
1995-96	9-4
1996-97	5-8
1997-98	10-3
1998-99	8-4
1999-00	6-6
2000-01	10-2
2001-02	5-7
2002-03	8-5
2003-04	7-6
2004-05	5-10
2005-06	5-7
2006-07	10-4
2007-08	6-7
2008-09	7-9
2009-10	6-9
2010-11	9-7
2011-12	10-4
2012-13	11-5
2013-14	11-4
2014-15	6-9
2015-16	6-8
2016-17	7-7
2017-18	6-6
2018-19	6-7
2019-20	13-3
2020-21	10-5
2021-22	13-7
2022-23	14-3
2023-24	14-3
Total	440-304



ZIDIAN FAMILY ARENA AT BEEGLY CENTER BREAKDOWN

Facility Record vs. Opponents

Opponent	Series Record	First Meeting	Last Meeting
Air Force	1-0	1992-93	1992-93
Akron	11-16	1972-73	2016-17
Alabama State	1-0	1984-85	1990-91
Allegheny	1-0	2008-09	2008-09
Alliance	4-0	1972-73	1975-76
American	0-1	2015-16	2015-16
Ashland	7-2	1973-74	1986-87
Austin Peay	5-3	1981-82	2013-14
Baldwin-Wallace	1-0	1972-73	1972-73
Baltimore	1-0	1977-78	1977-78
Bellarmine	3-2	1976-77	1982-83
Bethany	1-0	2023-24	2023-24
Bethune-Cookman	1-0	2013-14	2013-14
Binghamton	1-0	2019-20	2019-20
Bluffton	1-0	1990-91	1990-91
Boston	0-1	2004-05	2004-05
Bowling Green	1-3	1988-89	2010-11
Brooklyn	2-0	1984-85	1988-89
Bucknell	1-0	1986-87	1986-87
Buffalo	10-3	1973-74	2010-11
Buffalo State	1-1	1976-77	1977-78
Butler	2-9	2001-02	2011-12
California-Hayward	1-0	1974-75	1974-75
Canisius	1-3	2006-07	2021-22
Carlow	1-0	2020-21	2020-21
CCNY	1-0	1976-77	1976-77
Central Connecticut St.	2-2	1993-94	1996-97
Central Michigan	2-3	1985-86	2021-22
Central State	1-1	1997-98	1998-99
Chicago State	7-3	1988-89	2000-01
Cheyney	1-1	1979-80	1980-81
Clarion	3-2	1972-73	2000-01
Cleveland State	16-21	1972-73	2023-24
Coppin State	0-1	1991-92	1991-92
Delaware State	3-1	1978-79	1990-91
Detroit Mercy	11-19	1987-88	2023-24
Drexel	0-1	1992-93	1992-93
Duquesne	1-0	2005-06	2005-06
Dyke	1-0	1991-92	1991-92
Eastern Illinois	3-4	1975-76	1995-96
Eastern Kentucky	5-3	1981-82	2006-07
Eastern Michigan	1-1	1989-90	2004-05
Eastern Montana	0-1	1972-73	1972-73
Eastern Washington	1-0	1987-88	1987-88
Fairleigh Dickinson	0-1	1997-98	1997-98
Ferris State	1-0	1983-84	1983-84
Florida A&M	1-0	1986-87	1986-87
Franciscan	1-0	2017-18	2017-18
Fredonia State	1-0	2011-12	2011-12
Gannon	6-4	1972-73	1981-82
Geneva	3-0	2009-10	2015-16
Georgia State	2-0	1973-74	1974-75
Grace Christian	1-0	2022-23	2022-23
Green Bay	14-11	1992-93	2023-24
High Point	1-0	2009-10	2009-10
Hillsdale	2-0	1972-73	1975-76
Hiram	5-0	1982-83	2009-10
Hofstra	0-1	1998-99	1998-99
Houston Baptist	1-0	1988-89	1988-89
Illinois-Chicago (UIC)	12-13	1992-93	2021-22
IUPUI	13-2	1975-76	2023-24
James Madison	1-0	2005-06	2005-06
Kennesaw State	0-1	2014-15	2014-15
Kent State	1-5	2001-02	2014-15
Kenyon	7-0	1973-74	1995-96
Lake Erie	1-0	2023-24	2023-24
LaRoche	1-0	1996-97	1996-97
LaSalle	1-0	1983-84	1983-84
Liberty	0-1	1988-89	1988-89
Lock Haven	4-0	2006-07	2008-09
Loyola (Chicago)	10-4	1997-98	2012-13
Maine	1-1	1976-77	1996-97
Malone	1-0	2010-11	2010-11
Mankato State	1-0	1977-78	1977-78
Marygrove	1-0	2012-13	2012-13
UM-Baltimore County	1-0	1988-89	1988-89
UM-Eastern Shore	3-1	1978-79	1982-83
Messiah	1-0	1991-92	1991-92
Middle Tennessee State	4-3	1981-82	1987-88
Milwaukee	13-15	1973-74	2023-24
Minnesota	0-1	1990-91	1990-91
UMKC	6-4	1988-89	2014-15
Missouri-Rolla	1-0	1974-75	1974-75
Montana	0-1	1998-99	1998-99

Opponent	Series Record	First Meeting	Last Meeting
Morehead State	4-4	1981-82	1990-91
Morgan State	1-0	1985-86	1985-86
Mount Union	3-0	1974-75	1978-79
Murray State	3-4	1981-82	1987-88
Navy	1-0	2023-24	2023-24
Nebraska-Omaha	0-2	1974-75	1975-76
New Hampshire	2-0	1973-74	1974-75
Niagara	2-3	1995-96	2021-22
Nicholls State	1-0	1989-90	1989-90
North Carolina Central	2-0	2009-10	2019-20
UNC-Wilmington	1-0	1983-84	1983-84
Northeastern Illinois	4-3	1989-90	1997-98
Northern Illinois	1-1	1992-93	1993-94
Northern Iowa	2-2	1975-76	1985-86
Northern Kentucky	8-4	1975-76	2023-24
Northern Michigan	1-2	1978-79	1980-81
Northwestern	0-1	1993-94	1993-94
Oakland	7-7	1998-99	2023-24
Oberlin	2-0	2014-15	2016-17
Ohio	1-6	1972-73	2022-23
Ohio Christian	1-0	2023-24	2023-24
Ohio Dominican	3-0	1972-73	1983-84
Oklahoma State	0-1	2022-23	2022-23
Oral Roberts	3-1	1997-98	2000-01
Philadelphia Textile	5-0	1972-73	1980-81
Pittsburgh	1-1	1973-74	1976-77
Pittsburgh-Bradford	1-0	1991-92	1991-92
Pittsburgh-Johnston	0-1	1991-92	1991-92
Point Park	2-0	1990-91	2020-21
Purdue Fort Wayne	5-2	2001-02	2023-24
Prairie View	0-1	1988-89	1988-89
Radford	2-0	1987-88	1991-92
Randolph-Macon	0-1	1976-77	1976-77
Robert Morris	7-7	1990-91	2023-24
Rochester (Mich.)	1-0	2020-21	2020-21
Saginaw Valley	1-0	1977-78	1977-78
Saint Francis (Pa.)	5-5	1978-79	2012-13
Saint Louis	0-3	1985-86	1988-89
Samford	2-0	1974-75	2010-11
San Francisco State	0-2	1972-73	1973-74
Shawnee State	1-0	2002-03	2002-03
Siena	1-1	1996-97	2004-05
Slippery Rock	11-1	1986-87	2007-08
South Alabama	1-0	1984-85	1984-85
South Carolina State	1-0	1986-87	1986-87
South Dakota	1-0	2013-14	2013-14
SE Missouri State	1-0	2019-20	2019-20
Southern (Calif.)	1-0	1974-75	1974-75
Southern (La.)	1-0	2022-23	2022-23
SIU-Edwardsville	1-1	1975-76	2021-22
Southern Utah	4-0	1997-98	2000-01
Steubenville	5-2	1972-73	1977-78
St. Joseph (Ind.)	1-0	1976-77	1976-77
St. Mary's (Calif.)	0-1	1973-74	1973-74
St. Mary's (Mich.)	1-0	1985-86	1985-86
St. Peter's	1-1	1992-93	2008-09
St. Vincent	2-0	1979-80	1990-91
St. Thomas (Minn.)	1-0	2021-22	2021-22
Tennessee-Martin	1-0	2022-23	2022-23
Tennessee State	2-0	1987-88	1991-92
Tennessee Tech	5-4	1980-81	1987-88
Thiel	5-0	1989-90	2019-20
Thomas More	1-0	1994-95	1994-95
Toledo	2-2	1999-00	2015-16
Towson	0-1	1991-92	1991-92
Troy	3-1	1992-93	1996-97
Utah Tech	1-0	2023-24	2023-24
Utica	0-1	1983-84	1983-84
Valparaiso	8-12	1989-90	2016-17
Walsh	2-1	1973-74	1976-77
Warren Wilson	1-0	2013-14	2013-14
Washington & Jefferson	1-0	1995-96	1995-96
West Virginia	0-1	1981-82	1981-82
West Virginia Tech	1-0	2020-21	2020-21
West Virginia Wesleyan	1-0	1977-78	1977-78
Western Illinois	8-6	1972-73	2000-01
Western Kentucky	0-1	1981-82	1981-82
Western Michigan	1-2	1989-90	2018-19
Westminster	10-1	1972-73	2022-23
Wilberforce	3-0	1975-76	2014-15
Wilmington	1-0	1994-95	1994-95
Wooster	2-0	1984-85	1987-88
Wright State	12-20	1976-77	2023-24

Breakdown

Games: 744 in 52 seasons

Record: 440-304

Percentage: .591

Overtime Record: 14-27

Percentage: .341

Most Consecutive Winning Seasons:

7, 1974-75 to 1980-81

Most Games, Season: 20, 1976-77, 2021-22

Most Wins, Season: 17, 1976-77

Most Losses, Season: 10

1991-92; 1992-93; 2004-05

Most Consecutive Wins: 12 (Twice)

Most YSU Points:

134 vs. Franciscan • Nov. 14, 2017

Most Wins vs. Opponent:

16 vs. Cleveland State

Most Losses vs. Opponent:

20 to Wright State

Most Games vs. Opponent:

37 vs. Cleveland State

Milestone Games

1	Ohio	Dec. 2, 1972
100	Wright State	Dec. 20, 1978
200	Eastern Kentucky	Jan. 13, 1986
300	Eastern Illinois	Jan. 11, 1993
400	Detroit	Dec. 16, 2000
700	Northern Kentucky	Jan. 13, 2022
744	Cleveland State	March 7, 2024

Milestone Wins

1	Alliance	Dec. 16, 1972
50	Wright State	Jan. 29, 1977
100	Bellarmine	Dec. 4, 1982
150	Tennessee State	Dec. 19, 1987
200	Cleveland State	Dec. 12, 1995
250	IPFW	Feb. 23, 2002
300	Geneva	Nov. 24, 2009
400	St. Thomas (Minn.)	Nov. 19, 2021
440	Detroit Mercy	Feb. 28, 2024

Overtime Games

Jan. 12, 1974 • Milwaukee 72, YSU 70
 Feb. 15, 1975 • Cleveland State 93, YSU 89
 Jan. 9, 1976 • Northern Kentucky 82, YSU 81
 March 7, 1977 • Randolph-Macon 71, YSU 68
 Feb. 2, 1980 • Western Illinois 77, YSU 73
 Nov. 28, 1981 • Westminster 68, YSU 66
 Feb. 27, 1982 • Murray State 69, YSU 66
 Jan. 15, 1983 • YSU 75, Austin Peay 70
 Jan. 29, 1983 • Akron 68, YSU 66
 Feb. 5, 1983 • YSU 73, MTSU 72
 Dec. 15, 1984 • YSU 74, South Alabama 73
 Feb. 11, 1985 • YSU 61, Eastern Kentucky 60
 Jan. 13, 1986 • YSU 75, E. Kentucky 69 (2)
 Feb. 16, 1987 • YSU 69, Morehead State 68
 Jan. 23, 1991 • Akron 71, YSU 66
 Dec. 19, 1998 • Montana 81, YSU 74
 Dec. 14, 1999 • Niagara 82, YSU 77
 Jan. 20, 2001 • YSU 71, Chicago State 68 (2)
 Jan. 21, 2004 • Butler 67, YSU 66
 Feb. 7, 2004 • Green Bay 73, YSU 70
 Dec. 14, 2004 • Siena 79, YSU 78 (4)
 Feb. 25, 2006 • Loyola 87, YSU 84
 Jan. 31, 2009 • Detroit 68, YSU 64
 Feb. 5, 2011 • Valparaiso 86, YSU 78
 Feb. 26, 2011 • Milwaukee 94, YSU 87
 Nov. 18, 2011 • YSU 53, UC-Riverside 49
 Jan. 5, 2012 • YSU 68, Loyola 64
 Nov. 28, 2012 • Kent State 85, YSU 78
 Feb. 10, 2013 • UIC 88, YSU 83 (3)
 March 23, 2013 • Canisius 84, YSU 82
 Feb. 20, 2014 • YSU 88, Milwaukee 83
 Feb. 16, 2016 • YSU 92, UIC 91
 Dec. 14, 2016 • YSU 101, Niagara 97
 Dec. 29, 2016 • YSU 88, Milwaukee 87 (2)
 Jan. 14, 2017 • UIC 92, YSU 89
 Dec. 4, 2018 • Central Michigan 100, YSU 94 (3)
 March 2, 2019 • Cleveland State 89, YSU 80
 Jan. 23, 2020 • Milwaukee 75, YSU 73
 Jan. 25, 2020 • YSU 98, Green Bay 94
 Jan. 30, 2020 • UIC 90, YSU 83
 Jan. 9, 2022 • Cleveland State 86, YSU 80
 Feb. 2, 2023 • YSU 91, Wright State 89 (3)
 Feb. 8, 2024 • YSU 97, Milwaukee 85

TEAM GAME RECORDS

POINTS SCORED

1. 134 vs. Franciscan	Nov. 14, 2017
2. 133 vs. St. Vincent	Jan. 5, 1967
3. 127 vs. Lakeland	Jan. 11, 1964
3. 127 vs. Geneva	Jan. 29, 1964
3. 127 vs. Point Park	Nov. 28, 1990

POINTS IN A HALF

75 vs. Lakeland (2nd).....	Jan. 11, 1964
74 vs. Point Park (1st)	Nov. 28, 1990
73 vs. Franciscan (1st)	Nov. 14, 2017

COMBINED POINTS

227, YSU (111) and Western Illinois (116), Jan. 25, 2001

FIELD GOALS MADE

1. 58 vs. Lakeland.....	Jan. 11, 1964
2. 56 vs. Franciscan.....	Nov. 14, 2017
2. 56 vs. St. Vincent.....	Jan. 5, 1964
4. 55 vs. New Hampshire.....	Dec. 14, 1974
5. 54 vs. Geneva.....	Jan. 29, 1964

FIELD GOALS ATTEMPTED

1. 104 vs. Franciscan	Nov. 14, 2017
1. 104 vs. Wayne State.....	Feb. 26, 1969
3. 100 vs. Geneva.....	Jan. 29, 1964
4. 99 vs. Lakeland.....	Jan. 11, 1964
5. 95 vs. New Hampshire.....	Dec. 14, 1974

FIELD GOAL PERCENTAGE

1. .816 (31-38) vs. Northern Iowa	Jan. 26, 1980
2. .696 (32-46) vs. Tennessee Tech	Jan. 7, 1982
3. .633 (38-60) at Detroit Mercy	Jan. 20, 2024
4. .632 (48-76) vs. Ashland.....	Feb. 27, 1979
5. .631 (36-57) vs. IUPUI.....	Dec. 11, 1977

FREE THROWS MADE

1. 40 vs. Buffalo.....	Jan. 20, 1993
2. 36 vs. Tennessee State.....	Dec. 28, 1991
3. 35 vs. Saint Francis (Pa.)	Feb. 5, 1990
4. 34 at Northeastern Illinois	Jan. 19, 1991
4. 34 vs. UM-Baltimore County	Jan. 27, 1990



Guard Garrett Covington led the Penguins to a school record 37 steals against Franciscan on Nov. 14, 2017.

FEWEST FREE THROWS MADE

0-1 vs. Illinois-Chicago.....	Jan. 3, 2005
0-4 at Drexel	Feb. 10, 1992

FREE THROW ATTEMPTS

1. 62 vs. Buffalo.....	Jan. 20, 1993
2. 53 vs. UM-Baltimore County	Jan. 27, 1990
3. 47 at Northeastern Illinois	Jan. 19, 1991
4. 44 vs. Northeastern Illinois	Jan. 29, 1990
4. 44 vs. Saint Francis (Pa.)	Feb. 5, 1990

FEWEST FREE-THROW ATTEMPTS

1 vs. Illinois-Chicago	Jan. 3, 2005
------------------------------	--------------

HIGHEST FREE-THROW PERCENTAGE

1.000 (11-11) at Central Michigan	Dec. 21, 2022
1.000 (17-17) vs. Butler	Dec. 4, 2008
1.000 (13-13) vs. St. Mary's	Dec. 12, 1998
1.000 (12-12) at Missouri.....	Dec. 21, 1981
1.000 (10-10) vs. Green Bay.....	Jan. 5, 2006

3-POINT FIELD GOALS

1. 18 vs. IUPUI.....	Jan. 7, 2023
1. 18 vs. Oakland.....	March 19, 2013
3. 16 vs. Westminster.....	Dec. 8, 2022
3. 16 at Oakland	Jan. 4, 2016
5. 15 at Green Bay	Jan. 3, 2019
5. 15 vs. Canisius	March 23, 2013

3-POINT FIELD-GOAL ATTEMPTS

1. 38 at Pittsburgh	Nov. 6, 2018
2. 37 vs. Central Michigan.....	Dec. 4, 2018
3. 36 vs. Westminster	Dec. 18, 2023
3. 36 vs. Milwaukee.....	Feb. 7, 2019
3. 36 at Cleveland State.....	Jan. 26, 2019
3. 36 at West Virginia	Dec. 1, 2018

3-PT. FIELD GOAL PCT.

1.000 (5-5) vs. Eastern Illinois	Jan. 28, 1995
--	---------------

REBOUNDS

1. 66 vs. Westminster.....	Nov. 23, 2013
1. 64 vs. Tennessee Tech	Jan. 26, 1987
2. 62 vs. Hiram.....	Nov. 15, 2009
2. 62 vs. Lock Haven.....	Nov. 16, 2007
2. 62 vs. Point Park.....	Nov. 28, 1990

Most Rebounds (Combined)

110, YSU vs. Tennessee Tech	Jan. 26, 1987
-----------------------------------	---------------

ASSISTS

1. 33 vs. IUPUI.....	Jan. 7, 2023
1. 33 vs. Point Park.....	Nov. 28, 1990
3. 32 vs. Pitt.-Bradford	Feb. 24, 1992
3. 32 vs. Bluffton.....	Nov. 24, 1990
5. 30 vs. Westminster.....	Dec. 8, 2022
5. 30 vs. Geneva.....	Dec. 6, 2012
5. 30 vs. Chicago State.....	Jan. 15, 1996
5. 30 vs. Slippery Rock.....	Dec. 3, 2003
5. 30 vs. Kenyon.....	Jan. 28, 1991

BLOCKS

1. 14 vs. Delaware State.....	Feb. 14, 1983
2. 12 vs. Middle Tennessee State.....	Jan. 8, 1983
3. 11 vs. Bellarmine	Dec. 4, 1982
3. 11 vs. Clarion.....	Nov. 26, 1988
5. 10 Eight Times	

STEALS

1. 37 vs. Franciscan.....	Nov. 14, 2017
2. 30 vs. Central State	Dec. 15, 1997
3. 28 vs. Geneva.....	Dec. 15, 2015
4. 22 vs. Bluffton.....	Nov. 24, 1990
5. 21 vs. Slippery Rock.....	Dec. 3, 2003

TEAM GAME RECORDS



Blake Allen posted seven 3-pointers as the Penguins set a school record with 18 3s against Oakland on March 19, 2013

FOULS

1. 33 at Toledo.....	Nov. 15, 2016
1. 33 at Western Illinois.....	Jan. 25, 2001
1. 33 at Montana.....	Dec. 17, 1999
4. 32 at Green Bay.....	Feb. 19, 2003
4. 32 vs. Morehead State.....	Jan. 26, 1984
4. 32 vs. Valparaiso.....	Feb. 5, 2011

MOST FOULS (COMBINED)

64, YSU vs. Western Illinois.....	Jan. 25, 2001
-----------------------------------	---------------

MOST DISQUALIFICATIONS

4 vs. Morehead State.....	Jan. 26, 1984
4 at Western Illinois.....	Jan. 25, 2001

SCORING MARGINS

Largest Margin of Victory

1. 88 vs. Franciscan (134-46).....	Nov. 14, 2017
2. 75 vs. New Hampshire (121-46).....	Dec. 14, 1974
3. 74 vs. Lakeland (127-53).....	Jan. 11, 1964
4. 72 vs. Westminster (117-45).....	Dec. 18, 2024
5. 67 vs. Ohio Dominican (104-37).....	Dec. 1, 1983

OVERTIME SCORING

Most Points In An Overtime

1. 20 vs. Milwaukee.....	Feb. 8, 2024
2. 15 vs. Eastern Kentucky.....	Jan. 21, 1983
2. 15 vs. Cleveland State (2nd).....	Feb. 15, 1975
2. 15 vs. Northeastern Illinois, (2nd).....	Jan. 19, 1991

Fewest Points In Overtime

0 vs. Akron (2nd).....	Feb. 4, 1984
------------------------	--------------

YSU 100-Point Games (By Most Scored) (77)

Date	Opponent	Result
Nov. 14, 2017	Franciscan	W, 134-46
Jan. 5, 1966	St. Vincent	W, 133-83
Jan. 11, 1964	Lakeland	W, 127-53
Jan. 29, 1964	Geneva	W, 127-71
Nov. 28, 1990	Point Park	W, 127-65
Dec. 14, 1974	New Hampshire	W, 121-46
Dec. 18, 2023	Westminster	W, 117-45
Dec. 8, 2022	Westminster	W, 117-65
Nov. 30, 1963	Malone	W, 117-81
Feb. 26, 1969	Wayne State	W, 116-61
Jan. 25, 2001	at Western Illinois	L, 116-121 (3 OT)
Feb. 15, 1968	St. Vincent	W, 115-73
Jan. 26, 1987	Tennessee Tech	W, 115-87
Jan. 24, 1968	Buffalo State	W, 113-80
Dec. 20, 1958	Marietta	W, 112-56
Jan. 15, 1975	Alliance	W, 112-62
Feb. 27, 1979	Ashland	W, 112-73
Dec. 5, 1966	Walsh	W, 111-51
Jan. 16, 1957	Baldwin-Wallace	W, 110-90
Feb. 12, 1966	Michigan Lutheran	W, 110-66
Jan. 4, 2021	Carlow	W, 109-56
Nov. 23, 2013	Westminster	W, 108-57
Dec. 15, 1958	Culver Stockton	W, 108-81
Jan. 28, 1976	Wilberforce	W, 108-72
Nov. 24, 1990	Bluffton	W, 108-73
Dec. 14, 2023	Bethany (W.Va.)	W, 107-70
Dec. 11, 1982	Hiram	W, 107-75
Feb. 20, 1971	Alliance	W, 107-63
Dec. 7, 1974	Southern California College	W, 107-66
Feb. 24, 1992	Pittsburgh-Bradford	W, 107-68
Nov. 12, 2018	Heidelberg	W, 106-83
Feb. 16, 1957	at Slippery Rock	W, 106-68
Jan. 14, 1959	Baldwin-Wallace	W, 106-82
Dec. 13, 1969	Westminster	W, 106-74
Feb. 20, 1991	Morehead State	W, 106-96
Dec. 3, 2003	Slippery Rock	W, 106-69
Jan. 20, 2024	at Detroit Mercy	W, 105-65
Jan. 7, 2023	IUPUI	W, 105-74
Dec. 2, 1970	St. Vincent	W, 105-73
Jan. 19, 1991	Northeastern Illinois	W, 105-101 (2 OT)
Jan. 11, 1969	Alliance	W, 105-84
Nov. 21, 2018	Westminster	W, 104-66
Nov. 14, 2013	Warren Wilson	W, 104-58
Feb. 13, 1954	at Fenn	W, 104-55
Feb. 4, 1961	St. Vincent	W, 104-67
Jan. 30, 1965	Philadelphia Textile	W, 104-81
Dec. 1, 1983	Ohio Dominican	W, 104-37
Jan. 20, 1993	Buffalo	W, 104-89
Jan. 9, 2016	Green Bay	W, 103-93
Dec. 18, 1958	St. Vincent	W, 103-72
March 2, 1959	Findlay	W, 103-65
Feb. 1, 1961	Hillsdale	W, 103-66
Dec. 8, 1961	Lincoln	W, 103-61
Dec. 11, 1971	Geneva	W, 103-59
Feb. 6, 1968	Alliance	W, 103-73
Dec. 15, 1997	Central State	W, 103-63
Dec. 19, 1960	Morris Harvey	W, 102-77
Dec. 17, 1955	Adrian	W, 102-73
Dec. 30, 1966	Baldwin-Wallace	W, 102-74
Feb. 15, 1967	Cleveland State	W, 102-74
Jan. 17, 1979	Ashland	L, 102-107
Feb. 16, 1991	Northeastern Illinois	W, 102-69
Nov. 5, 2019	Thiel	W, 101-53
Dec. 14, 2017	Niagara	W, 101-97 (OT)
Nov. 15, 2015	at FGCU	L, 101-104 (3 OT)
Feb. 13, 1956	Wilberforce	W, 101-65
Feb. 19, 1957	at Lawrence Tech	W, 101-74
Dec. 4, 1961	Alma	W, 101-64
Dec. 28, 1963	Akron	W, 101-82
Feb. 12, 1964	St. Vincent	W, 101-62
Jan. 14, 1978	Akron	W, 101-81
Jan. 18, 1978	Ashland	W, 101-80
Jan. 31, 1991	The Citadel	L, 101-102
Jan. 4, 2016	at Oakland	W, 100-98
Feb. 22, 1967	Walsh	W, 100-64
Feb. 8, 1975	Buffalo	W, 100-98 (OT)
Dec. 1, 1976	Walsh	W, 100-74



TEAM SEASON RECORDS

Points

1. 2022-23.....	2,785
2. 2016-17.....	2,616
3. 2023-24.....	2,598
4. 2021-22.....	2,470
5. 2013-14.....	2,461

Scoring Average

1. 1990-91.....	85.3
2. 1958-59.....	85.2
3. 1966-67.....	84.4
4. 1974-75.....	83.9
5. 1956-57.....	82.9

Field Goals Made

1. 2022-23.....	1,017
2. 1958-59.....	994
3. 2016-17.....	981
4. 1974-74.....	967
5. 1971-72.....	936

FG Attempts

1. 1958-59.....	2,359
2. 1957-58.....	2,277
3. 2016-17.....	2,230
4. 1971-72.....	2,177
5. 1960-61.....	2,176

Field Goal Pct.

1. 1979-80.....	50.2
2. 1978-79.....	49.9
3. 1977-78.....	49.3
4. 2022-23.....	48.7
5. 1976-77.....	48.6

Free Throws Made

1. 2013-14.....	540
2. 2000-01.....	511
3. 1957-58.....	489
4. 1990-91.....	487
5. 2022-23.....	480

FT Attempts

1. 2000-01.....	747
2. 2013-14.....	736
3. 1990-91.....	731
4. 1957-58.....	728
5. 1956-57.....	707

Free Throw Pct.

1. 2022-23.....	77.9
2. 2023-24.....	77.1
3. 2021-22.....	76.1
4. 1979-80.....	75.6
5. 2001-02.....	73.9

3-Point FG Made

1. 2018-19.....	303
2. 2023-24.....	282
3. 2022-23.....	271
4. 2011-12.....	270
5. 2015-16.....	257

3-Point FG Att.

1. 2018-19.....	891
2. 2023-24.....	872
3. 2016-17.....	750
4. 2021-22.....	746
5. 2022-23.....	743

3-Point FG Pct.

1. 1982-83.....	38.9
2. 2011-12.....	38.1
3. 1991-92.....	36.6
3. 1989-90.....	36.6
5. 2022-23.....	36.5
5. 2015-16.....	36.5
5. 1994-95.....	36.5

Total Rebounds

1. 1957-58.....	1,680
2. 1958-59.....	1,662
3. 1960-61.....	1,511
4. 1965-66.....	1,406
5. 1956-57.....	1,401

Rebounding Avg.

1. 1958-59.....	59.4
2. 1957-58.....	56.0
3. 1966-67.....	55.5
4. 1965-66.....	54.1
5. 1960-61.....	54.0

Rebounding Margin

1. 1958-59.....	+12
2. 1956-57.....	+11.8
3. 1957-58.....	+8.6
4. 1969-70.....	+8.0
4. 1970-71.....	+8.0

Assists

1. 1971-72.....	598
2. 1990-91.....	544
3. 1974-75.....	528
4. 2022-23.....	521
5. 2016-17.....	513

Steals

1. 2017-18.....	266
2. 1990-91.....	255
3. 2022-23.....	238
4. 1989-90.....	219
4. 2015-16.....	219

Blocked Shots

1. 2012-13.....	182
2. 1982-83.....	166
3. 2011-12.....	164
4. 2023-24.....	156
5. 2010-11.....	148

Fewest Turnovers

1. 1972-73.....	310
2. 1996-97.....	315
3. 1970-71.....	319
4. 2011-12.....	347
5. 2023-24.....	353

Victories

1. 2022-23.....	24
1. 1963-64.....	24
3. 1956-57.....	23
3. 1957-58.....	23
5. 2023-24.....	22
5. 1969-70.....	22
5. 1976-77.....	22
5. 1971-72.....	22

Winning Pct.

1. 1963-64.....	889
2. 1956-57.....	852
3. 1969-70.....	815
4. 1928-29.....	800
5. 1957-58.....	767

Fewest Points Allowed

1. 1958-59.....	1,328
2. 1972-73.....	1,416
3. 1957-58.....	1,449
4. 1963-64.....	1,499
5. 1970-71.....	1,604

Fewest Pts Allowed Avg.

1. 1958-59.....	47.0
2. 1957-58.....	48.3
3. 1963-64.....	59.9
4. 1972-73.....	61.5
5. 1971-72.....	64.1

INDIVIDUAL GAME RECORDS

Points

- 72, John McElroy vs. Wayne State, 2/26/1969
- 55, Tilman Bevely vs. Tennessee Tech, 1/26/1987
- 52, John McElroy vs. Illinois Wesleyan, 12/28/1968
- 50, Tony Knott vs. Fenn, 2/13/1954
- 46, Jeff Covington vs. Mankato State, 2/11/1978
- 46, Reggie Kemp vs. Wright State, 2/6/1993
- 46, John McElroy vs. Hiram, 12/21/1968

Field Goals Made

- 29, John McElroy vs. Wayne State, 2/26/1969
- 23, John McElroy vs. Illinois Wesleyan, 12/28/1968
- 20, John McElroy vs. St. Vincent, 1/5/1967
- 19, Tilman Bevely vs. Tennessee Tech, 1/26/1987
- 19, Tony Knott vs. Fenn, 2/13/1954
- 19, Leo Mogus vs. Mexico City YMCA, 2/2/1942

Field Goal Attempts

- 59, John McElroy vs. Wayne State, 2/26/1969
- 38, Cameron Morse at UIC, 2/9/2017
- 36, Anthony Mitchell vs. S.F. State, 12/13/1973
- 35, Cameron Morse vs. UIC, 1/14/2017
- 35, Cameron Morse at Toledo, 11/15/2016

Field Goal Pct. (Min. 7 Made)

- 1.000 (9-9) TeJay Anderson vs. S. Utah, 1/13/2001
- 1.000 (7-7) Ricky Tunstall vs. Hiram, 12/15/83
- 90.9 (10-11) Phil Gaston at Westminster, 2/14/73

3-Point Field Goals

- 11, Mike Alcorn vs. Pitt-Bradford, 2/24/1992
- 10, Brandon Rush vs. Ohio Christian, 11/13/2023
- 8, Quin Humphrey vs. Detroit, 2/14/2007
- 8, Quin Humphrey vs. UIC, 2/3/2007
- 7, Brandon Rush at Oakland, 1/14/2023
- 7, Darius Quisenberry vs. Wright State, 2/20/2020
- 7, Kendale Hampton vs. Robert Morris, 12/4/2018
- 7, Kendale Hampton vs. Columbia, 11/16/2018
- 7, Matt Donlan at Robert Morris, 11/30/2016
- 7, Blake Allen vs. Canisius, 3/23/2013
- 7, Blake Allen vs. Oakland, 3/20/2013
- 7, Blake Allen vs. Milwaukee, 1/20/2012
- 7, Blake Allen at Penn State, 11/23/2011
- 7, Ashen Ward vs. UIC, 12/30/2011
- 7, Craig Haese at Robert Morris, 1/2/2001
- 7, Craig Haese vs. UMKC, 1/4/2001
- 7, Craig Haese vs. IUPUI, 1/27/2001
- 7, Craig Haese at UMKC, 2/17/2001
- 7, Elmer Brown vs. St. Francis (Pa.), 12/22/1999
- 7, Elmer Brown vs. Southern Utah, 2/6/1999
- 7, Dave Henderson vs. Valparaiso, 1/22/1996
- 7, Dave Henderson vs. Valparaiso, 2/17/1996


3-Point Field Goal Attempts

- 18, Brandon Rush vs. Ohio Christian, 11/13/2023
- 15, Cameron Morse at UIC, 2/9/17
- 15, Doug Underwood vs. Wright State, 12/18/2003
- 14, Cameron Morse at Utah State, 12/20/2017
- 14, Cameron Morse vs. Milwaukee, 12/29/2016
- 14, Blake Allen vs. UIC, 2/10/2013

3-Point Field Goal Pct.

(Min. 4 Made)

- 1.000 (5-5) Jelani Simmons at Green Bay, 1/3/2019
- 1.000 (4-4) Jimmy Moore vs. Wright St., 1/5/2002
- 1.000, (4-4) Andrew Hannan vs. Kent, 11/18/1998



Rafael Cruz set a school record with 41 consecutive free throws.

- 1.000, (4-4) Mark Vasser vs. Point Park, 11/28/1990
- 1.000, (4-4) John Robinson vs. Akron, 1/3/1987
- 1.000, (4-4) Eric Morgan vs. Northwestern, 12/13/1994
- 1.000 (4-4) George Cotal vs. Slippery Rock, 11/19/2006
- 1.000 (5-5) Tom Parks at UIC, 2/7/2009

Free Throw Attempts

- 20, Brett Thompson vs. Purdue Fort Wayne, 1/10/2024
- 20, Darius Quisenberry at USC-Upstate, 11/23/2019
- 19, Jerome Sims vs. NE Illinois, 1/18/1992
- 19, Jeff Covington vs. North Kentucky, 1/25/1978
- 19, Reggie Kemp vs. NE Illinois, 1/19/1991

Consecutive Free Throws Made

- 41, Rafael Cruz, March 4, 2001-Feb. 2, 2002
- 40, Dwayne Cohill, Jan. 19, 2023-Feb. 10, 2023
- 37, Bryce McBride, Nov. 26, 2022-Jan. 19, 2023
- 35, Mike Alcorn, Dec. 14, 1991-Jan. 23, 1992
- 31, Dwyane Cohill, Dec. 22, 2021-Jan. 16, 2022
- 30, Bruce Alexander, Dec. 16, 1978-Jan. 14, 1979
- 22, Shemar Rathan-Mayes, Jan. 8-Feb. 13, 2021
- 22, Darius Quisenberry, Feb. 27-Dec. 13, 2020
- 22, Darius Quisenberry, Feb. 8-Feb. 27, 2020
- 22, Matt Donlan, Dec. 2, 2015-Feb. 6, 2016
- 22, Bruce Timko, Nov. 30, 1984-Dec. 22, 1984

Free Throws Made

- 17, Brett Thompson vs. Purdue Fort Wayne, 1/10/2024
- 15, Darius Quisenberry at USC-Upstate, 11/23/2019
- 15, Cameron Morse vs. Green Bay, 1/9/2016
- 15, Jerome Sims vs. NE Illinois, 1/18/1992
- 14, Dwayne Cohill at Fresno State, 3/23/22
- 14, Darius Quisenberry vs. UIC, 2/16/2019
- 14, Kamren Belin at Kent State, 11/27/2013
- 14, John McElroy vs. Wayne State, 2/26/1969
- 14, Tony Knott vs. Gannon, 1/11/1955
- 14, Harry Krall vs. St. Francis, 1/15/1951
- 14, Reggie Kemp vs. Loyola, 1/19/1991

Free Throw Pct. (Min. 10 Made)

- 1.000 (10-10) Dwayne Cohill vs. Wright State, 2/2/2023

- 1.000 (10-10) Dwayne Cohill at Milwaukee, 1/21/2023
- 1.000 (10-10) Dwayne Cohill vs. NKU, 1/14/2022
- 1.000 (10-10) Darius Quisenberry at Green Bay, 1/3/2019
- 1.000 (10-10) Cameron Morse vs. So. Alabama 11/19/2016
- 1.000 (12-12) Bob Carlson vs. Westminster, 2/28/1976
- 1.000 (11-11) Adam Baumann at Oakland, 1/6/2003
- 1.000 (10-10) Craig Haesevs. Oakland, 2/22/2001
- 1.000 (10-10) Albert Crockett vs. Montana, 12/19/1998
- 1.000 (10-10) Stephen Flores vs. Western Illinois, 1/25/2001
- 1.000 (10-10) Rafael Cruz at Evansville, 11/17/2001
- 1.000 (10-10) Doug Underwood vs. Butler, 1/21/2004
- 1.000 (10-10) Bruce Alexander vs. Phila. Textile, 1/31/1979

Rebounds

- 33, Herb Lake vs. Westminster, 2/12/1958
- 32, Jeff Covington vs. Bellarmine, 3/8/1977
- 32, Charles Day vs. Gannon, 1/26/1961
- 32, Herb Lake at Alliance, 2/18/1959
- 31, Herb Lake vs. St. Vincent, 1/28/1959

Assists


- 26, Bill Eckert vs. Wayne State, 2/26/1969
- 20, Terry Moore vs. Georgia State, 12/28/1973
- 17, Bill Eckert vs. Wayne State, 2/15/1969
- 16, Joe Votino vs. Buffalo, 2/14/1979
- 15, Bryce McBride vs. Westminster, 12/8/2023
- 15, Terry Moore vs. SIU-Edwardsville, 12/19/1975

Blocked Shots

- 12, Ricky Tunstall at Delaware State, 2/14/1983
- 11, Ricky Tunstall vs. MTSU, 1/8/1983
- 8, Damian Eargle vs. UC-Riverside, 11/18/11
- 8, Ricky Tunstall vs. UM-Eastern Shore, 12/9/1982
- 8, Jack Liles vs. Canisius, 11/28/2006

Steals

- 7, Garrett Covington vs. Franciscan, 11/14/2017
- 7, Kendrick Perry at Loyola, 2/5/2012
- 6, Adrian Nelson vs. Wright State, 2/2/2023
- 6, Marlon Williamson at UMKC, 12/21/2002
- 6, Albert Crockett vs. Slippery Rock, 11/20/1998
- 6, Anthony Hunt vs. Eastern Illinois, 1/20/1996
- 6, Derrick Simmons vs. Valparaiso, 2/28/1994
- 6, Kevin Cherry vs. Tennessee Tech, 3/9/1984
- 6, Rob Carter vs. Westminster, 11/28/1981
- 6, John Goodson vs. Morehead State, 12/19/1981



John McElroy scored a school-record 72 points against Wayne State on Feb. 26, 1969.



OUTSTANDING PERFORMANCES

40-Point Games (22)

By Points Scored

- 72 John McElroy vs. Wayne State • 2/26/1969
55 Tilman Bevely vs. Tennessee Tech • 1/26/1986
 52 John McElroy vs. Illinois Wesleyan • 12/28/1968
 50 Tony Knott vs. Fenn • 2/13/1954
46 Reggie Kemp vs. Wright State • 2/6/1993
 46 Jeff Covington vs. Mankato State • 2/11/1978
 46 John McElroy vs. Hiram • 12/21/1968
 45 John McElroy vs. St. Vincent • 1/5/1967
44 Cameron Morse at UIC • 2/9/17
44 Cameron Morse vs. Green Bay • 1/9/2016
 44 Jeff Covington at Alliance • 1/22/1975
 44 Leo Mogus vs. Mexico City YMCA • 2/2/1942
43 Dwayne Cohill at Wright State • 12/4/2022
 43 Leo Mogus vs. Grove City • 12/16/1942
42 Reggie Kemp vs. St. Francis (Pa.) • 1/2/1990
41 Darius Quisenberry vs. Wright State • 2/20/2020
 41 Jeff Covington at Cleveland State • 3/3/1976
 41 Tony Knott vs. John Carroll • 2/21/1955
 41 Tony Knott vs. Baldwin-Wallace • 2/25/1956
40 Cameron Morse vs. UIC • 1/14/17
40 Cameron Morse vs. Toledo • 11/15/16
 40 Tony Mitchell vs. San Francisco St. • 12/13/1973
 40 Tony Knott vs. Gannon • 1/23/1956

Most Times

- 4 Cameron Morse**
 4 John McElroy
 4 Tony Knott
 3 Jeff Covington
2 Reggie Kemp
 2 Leo Mogus
1 Dwayne Cohill
1 Darius Quisenberry
1 Tilman Bevely
 1 Tony Mitchell

By Date

- 43 Dwayne Cohill at Wright State • 12/4/2022**
41 Darius Quisenberry vs. WSU • 2/20/2020
44 Cameron Morse at UIC • 2/9/17
40 Cameron Morse vs. UIC • 1/14/17
40 Cameron Morse vs. Toledo • 11/15/16
44 Cameron Morse vs. Green Bay • 1/9/2016
46 Reggie Kemp vs. Wright State • 2/6/1993
42 Reggie Kemp vs. St. Francis (Pa.) • 1/2/1990
55 Tilman Bevely vs. Tennessee Tech • 1/26/1986
 46 Jeff Covington vs. Mankato State • 2/11/1978
 41 Jeff Covington at Cleveland State • 3/3/1976
 44 Jeff Covington at Alliance • 1/22/1975
 40 Tony Mitchell vs. San Francisco St. • 12/13/1973
 72 John McElroy vs. Wayne State • 2/26/1969
 52 John McElroy vs. Illinois Wesleyan • 12/28/1968
 46 John McElroy vs. Hiram • 12/21/1968
 45 John McElroy vs. St. Vincent • 1/5/1967
 41 Tony Knott vs. Baldwin-Wallace • 2/25/1956
 40 Tony Knott vs. Gannon • 1/23/1956
 41 Tony Knott vs. John Carroll • 2/21/1955
 50 Tony Knott vs. Fenn • 2/13/1954
 43 Leo Mogus vs. Grove City • 12/16/1942
 44 Leo Mogus vs. Mexico City YMCA • 2/2/1942

30-Point Games (132)

By Points Scored

- 39 Bill Johnson vs. Kenyon • 1/7/1969
 38 Ron Smith at Cleveland State • 12/23/1970
 38 Tony Knott vs. Slippery Rock • 2/12/1955
37 Darius Quisenberry vs. UIC • 2/16/19
37 Quin Humphrey vs. UIC • 2/3/2007
37 Domanique Crawford vs. Loyola • 2/25/2006
 37 Dave Zeigler vs. Northern Michigan • 1/24/1980
 37 John McElroy vs. UW-Oshkosh • 12/21/1967
 37 David Culliver vs. Randolph-Macon • 3/5/1966
 37 Tony Knott vs. Lawrence Tech • 1/21/1956
36 Quin Humphrey vs. Detroit • 2/14/2007
36 Tilman Bevely vs. Austin Peay • 2/21/1987
 36 Dave Zeigler vs. Mount Union • 12/9/1978
 36 Dave Zeigler vs. Ashland • 1/17/1979
 36 Jeff Covington at Akron • 2/4/1978
 36 Jeff Covington vs. Cleveland State • 2/23/1977
 36 Tony Mitchell at Philadelphia Textile • 1/30/1974
 36 John McElroy at Alliance • 2/19/1969
 36 John McElroy at Walsh • 2/22/1967
 36 John McElroy at Alderson-Broaddus • 2/6/1967
 36 Dave Culliver vs. Gannon • 2/21/1966
 36 Joe Nigro vs. Buffalo State • 1/26/1966
 36 Jack Christein vs. John Carroll • 1/21/1948
35 Cameron Morse vs. Wright State • 2/16/17
35 Kendrick Perry at Oakland • 3/4/2014
35 Kendrick Perry vs. Milwaukee • 2/20/2014
35 Quin Humphrey vs. Wright State • 2/22/2007
35 Mike Alcorn vs. Pitt.-Bradford • 2/24/1992
35 Reggie Kemp vs. Chicago State • 2/19/1990
 35 Dave Zeigler vs. Steubenville • 12/11/1979
 35 Bill Johnson at St. Vincent • 2/18/1970
 35 John McElroy vs. Kenyon • 1/4/1969
 35 Herb Lake vs. Baldwin-Wallace • 1/16/1957
34 Michael Akuchie vs. Detroit Mercy • 2/12/2022
34 Cameron Morse vs. Oakland • 3/4/17
34 Kendrick Perry vs. North Dakota St. • 11/19/12
34 Marcus Culbreth at Troy State • 2/25/1996
 34 Jeff Covington at Buffalo • 2/7/1978
 34 Jeff Covington vs. Samford • 12/28/1974
 34 Bill Johnson at Steubenville • 1/31/1970
 34 Chuck Montgomery vs. Westminster • 12/13/1969
 34 Joe Nigro at Michigan Lutheran • 2/12/1966
 34 Tony Knott vs. Loyola (Chicago) • 1/30/1956
 34 Herb Lake vs. Baldwin-Wallace • 1/25/1956
 34 Tony Knott at Alliance • 1/15/1955
 34 Tony Knott at Wayne State • 2/24/1954
 34 Leo Mogus vs. Hiram • 12/10/1941
33 Dwayne Cohill at Purdue Ft. Wayne • 2/10/2023
33 Michael Akuchie vs. Milwaukee • 1/29/2022
33 Braun Hartfield at Canisius • 11/18/2017
33 Cameron Morse vs. Milwaukee • 12/29/16
33 Kendrick Perry at Kansas City • 12/7/2013
33 Quin Humphrey at UIC • 12/31/2005
33 Tim Jackson vs. St. Francis (Pa.) • 2/5/1990
 33 Bruce Alexander vs. St. Vincent • 12/6/1980
 33 Dave Zeigler vs. UM-Eastern Shore • 12/12/1979
 33 Jeff Covington at Northern Iowa • 1/16/1978
 33 Jeff Covington at Gannon • 2/19/1977
 33 Dave Culliver vs. Philadelphia Textile • 1/30/1965
 33 Howard McElroy vs. Gannon • 1/26/1961
 33 Mickey Yugovich vs. Akron • 2/17/1960
 33 Jim Cramer at Gannon • 2/2/1959
 33 Herb Lake vs. Westmont (Calif.) • 3/12/1957
 33 Mike Magula vs. Marietta • 1/19/1952
 33 Charles Bush vs. Rio Grande • 1/29/1948
32 DJ Burns vs. Green Bay • 2/10/2024
32 Brandon Rush vs. Ohio Christian, 11/13/2023
32 Naz Bohannon vs. Green Bay • 1/1/2021
32 Darius Quisenberry vs. Cleveland St. • 3/2/19
32 Kendrick Perry vs. Austin Peay • 11/30/2013
32 Kamren Belin at Kent State • 11/27/2013
32 Quin Humphrey at Loyola • 1/2/2006
32 Ryan Patton vs. Western Illinois • 1/25/2001
32 Craig Haese vs. Tennessee State • 12/29/1999
32 Tim Jackson vs. Morehead State • 2/29/1988
32 Tilman Bevely vs. Detroit • 2/4/1987
32 Gary Robbins vs. Eastern Kentucky • 1/13/1986
 32 Dave Zeigler at Ashland • 2/26/1980
 32 Dave Zeigler vs. St. Vincent • 12/8/1979
 32 Dave Zeigler vs. Western Illinois • 1/13/1979
 32 Dave Zeigler vs. Bellarmine • 1/3/1979
 32 Dave Zeigler vs. Delaware State • 12/29/1978
 32 Jeff Covington at Bellarmine • 2/14/1978
 32 Jeff Covington vs. Ashland • 1/18/1978
 32 John McElroy at St. Vincent • 2/22/1969
 32 Frank Fitz vs. Alliance • 2/6/1969
 32 Joe Nigro at Baldwin-Wallace • 12/8/1965
 32 Tom Getch vs. Muskingum • 1/4/1961
 32 Howard McElroy vs. M. Harvey • 12/19/1960
 32 Leo Mogus vs. St. Vincent • 1/27/1943
 32 Leo Mogus vs. Dayton • 12/21/1940
31 Dwayne Cohill vs. UIC • 2/18/2022
31 Kendrick Perry vs. UIC • 2/15/2014
31 Kendrick Perry vs. Cleveland State • 1/13/2014
31 Kendrick Perry at Milwaukee • 1/2/2014
31 Kendrick Perry vs. Eastern Kentucky • 11/10/2013

20-REBOUND GAMES

Division I (6)

- 24 Michael Akuchie at Robert Morris • 2/6/2021
 22 Jerome Sims vs. Radford • 2/8/1992
 21 Adam Baumann vs. Oakland • 12/20/2003
 21 Jerome Sims at NE Illinois • 11/18/1992
 21 Jerome Sims vs. UW-Milwaukee • 2/1/1992
 20 Tim Jackson vs. UW-Milwaukee • 1/14/1991

Since 1958-59 (49)

- 33 Herb Lake vs. Westminster • 2/12/1958
 32 Jeff Covington vs. Bellarmine • 3/8/1977
 32 Charles Day vs. Gannon • 1/26/1961
 32 Herb Lake at Alliance • 2/18/1959
 31 Herb Lake vs. St. Vincent • 1/28/1959
 30 Herb Lake vs. Geneva • 1956-57
 28 Herb Lake vs. Anderson • 2/23/1959
 27 Herb Lake at Geneva • 1/26/1959
 26 Will Teague vs. Toronto • 12/7/1968
 26 Will Teague at Alliance • 2/19/1969
 26 Frank Fitz vs. Alliance • 2/6/1968
 26 Mickey Yugovich vs. Alma • 12/5/1959
 26 Robert Mayberry • 1953-54
 25 Frank Fitz vs. Hiram • 12/19/1967
 25 Richard Denamen at Geneva • 1/29/1969
 25 Joe LaVolpa vs. Alliance • 2/17/1966
 24 Jeff Covington at Alliance • 1/22/1975
 24 Ron Allen vs. Gannon • 12/11/1963
 24 Ron Allen vs. Geneva • 12/16/1963
 24 Ron Allen vs. Geneva • 2/12/1962
 24 Charles Day vs. South Carolina St. • 3/11/1961
 24 Herb Lake vs. Findlay • 3/2/1959
 23 Jeff Skeeles at Steubenville • 1/31/1970
 23 Jeff Covington vs. Baltimore • 12/29/1977
 23 Ron Allen vs. Malone • 12/3/1962
 23 Herb Lake at Alliance • 12/8/1958
 23 Herb Lake vs. Baldwin-Wallace • 3/3/1959
 22 Jeff Skeeles vs. UW-Oshkosh • 12/29/1970
 22 Frank Fitz vs. Alderson Broaddus • 1/4/1968
 22 Ron Allen vs. Alderson Broaddus • 12/12/1962
 22 Ron Allen vs. Hillsdale • 1/31/1962
 22 Micky Yugovich at Alliance • 12/14/1959
 22 Herb Lake at Gannon • 2/2/1959
 21 Jeff Covington vs. Ashland • 1/19/1977
 21 Gary Anderson vs. Walsh • 12/1/1973
 21 Frank Fitz at Hillsdale • 3/2/1968
 21 Charles Rowan vs. Alliance • 12/1/1966
 21 Ron Allen at Buffalo • 1/25/1964
 21 Ron Allen vs. Baldwin-Wallace • 2/7/1963
 21 Ron Allen at Hillsdale • 2/21/1962
 21 Jim Himmelwright vs. Ashland • 12/1/1960
 21 Herb Lake vs. Central State • 1/12/1959
 21 Herb Lake at Baldwin-Wallace • 2/28/1959
 20 Jeff Covington vs. N. Kentucky • 1/9/1976
 20 Gary Anderson at Alliance • 12/15/1976
 20 Will Teague vs. Illinois Wesleyan • 1/3/1970
 20 Ron Allen vs. Malone • 11/30/1963
 20 Ron Allen at St. Vincent • 2/16/1963
 20 Mickey Yugovich vs. Anderson • 2/23/1959



OUTSTANDING PERFORMANCES

31 Kendrick Perry vs. Oakland • 3/23/13
31 Keston Roberts vs. Detroit • 2/27/2007
31 Quin Humphrey vs. UW-Green Bay • 1/5/2006
31 Tim Jackson vs. Eastern Kentucky • 2/27/1988
31 Tilman Bevely vs. Eastern Kentucky • 2/14/1987
31 Tilman Bevely vs. Wright State • 1/28/1987
 31 Art McCullough vs. Ashland • 2/23/1981
 31 Dave Zeigler at Cleveland State • 2/28/1980
 31 Dave Zeigler vs. Ashland • 1/17/1980
 31 Dave Zeigler vs. Phil. Textile • 1/14/1980
 31 Gerald Parks at Maine • 12/14/1977
 31 Gerald Parks vs. Clarion State • 1/4/1977
 31 Jeff Covington at Walsh • 1/13/1975
 31 Will Teague vs. Hiram • 12/22/1969
 31 John McElroy vs. St. Vincent • 2/15/1968
 31 Tony Pero at Marietta • 1/27/1962
 31 Jim Gordon at St. Francis (Pa.) • 2/21/1959
 31 Herb Lake vs. St. Vincent • 1/28/1959
 31 Jim Cramer vs. Baldwin-Wallace • 1/14/1959
 31 Leo Mogus vs. Hiram • 12/11/1940
30 Brandon Rush at Oakland • 1/14/2023
30 Garrett Covington at Oakland • 3/2/2021
30 Cameron Morse vs. Detroit • 2/6/2016
30 Kendrick Perry at Milwaukee • 1/31/12
30 DeAndre Mays vs. Loyola • 2/6/2010
30 Keston Roberts vs. Loyola • 12/30/2006
30 Elmer Brown at Cincinnati • 11/19/1999
30 Tilman Bevely vs. Middle Tennessee • 2/9/1987
 30 Dave Zeigler vs. Ohio • 12/16/1978
 30 Jeff Covington vs. Saginaw Valley • 12/26/1977
 30 Jeff Covington vs. Akron • 1/14/1978
 30 Gary Anderson at Alliance • 12/15/1976
 30 Bill Johnson vs. Ohio Wesleyan • 12/13/1971
 30 Bill Johnson at St. Vincent • 2/27/1971
 30 Bill Johnson vs. West New England • 2/6/1971
 30 Bill Johnson vs. Geneva • 1/28/1970
 30 Joe Nigro vs. Cleveland State • 2/15/1967
 30 Joe Nigro vs. St. Vincent • 1/5/1967
 30 Mickey Yugovich at Tennessee St. • 1/30/1960
 30 Mickey Yugovich vs. St. Vincent • 12/16/1959
 30 Mickey Yugovich vs. John Carroll • 12/15/1956
 30 Herb Lake at Geneva • 1/26/1957
 30 Mike Magula vs. Fenn • 1/5/1952
 30 Mike Magula vs. John Carroll • 12/14/1951
 30 Leo Mogus vs. Carnegie Tech • 12/13/1940

Most Times

14 Dave Zeigler
11 Kendrick Perry
 10 Jeff Covington
 7 Bill Johnson
 7 John McElroy
6 Quin Humphrey
5 Tilman Bevely
 5 Joe Nigro
 5 Herb Lake
 5 Leo Mogus
4 Cameron Morse
 4 Tony Knott
 4 Mickey Yugovich
 3 David Culliver
3 Tim Jackson
 3 Mike Magula
2 Michael Akuchie
2 Darius Quisenberry
 2 Howard McElroy
 2 Jim Cramer
2 Keston Roberts
 2 Gerald Parks
2 Dwayne Cohill
2 Brandon Rush
1 DJ Burns
1 Garrett Covington
1 Naz Bohannon
1 Braun Hartfield
 1 Tony Mitchell
1 Domonique Crawford
 1 Jack Christein
1 Mike Alcorn
1 Reggie Kemp
1 Marcus Culbreth

1 Chuck Montgomery
 1 Bruce Alexander
 1 Charles Bush
1 Kamren Belin
1 Ryan Patton
1 Craig Haese
1 Garry Robbins
 1 Frank Fitz
 1 Tom Getch
 1 Art McCullough
 1 Will Teague
 1 Tony Pero
 1 Jim Gordon
1 DeAndre Mays
1 Elmer Brown
 1 Gary Anderson

By Date

32 DJ Burns vs. Green Bay • 2/10/2024
32 Brandon Rush vs. Ohio Christian, 11/13/2023
32 Dwayne Cohill at Purdue Ft. Wayne • 2/10/2023
30 Brandon Rush at Oakland • 1/14/2023
31 Dwayne Cohill vs. UIC • 2/18/2022
34 Michael Akuchie vs. Detroit Mercy • 2/12/2022
33 Michael Akuchie vs. Milwaukee • 1/29/2022
30 Garrett Covington at Oakland • 3/2/2021
32 Naz Bohannon vs. Green Bay • 1/1/2021
32 Darius Quisenberry vs. Cleveland St. • 3/2/19
37 Darius Quisenberry vs. UIC • 2/16/19
33 Braun Hartfield at Canisius • 11/18/2017
34 Cameron Morse vs. Oakland • 3/4/17
35 Cameron Morse vs. Wright State • 2/16/17
33 Cameron Morse vs. Milwaukee • 12/29/16
30 Cameron Morse vs. Detroit • 2/6/2016
35 Kendrick Perry at Oakland • 3/4/2014
35 Kendrick Perry vs. Milwaukee • 2/20/2014
31 Kendrick Perry vs. UIC • 2/15/2014
31 Kendrick Perry vs. Cleveland State • 1/13/2014
31 Kendrick Perry at Milwaukee • 1/2/2014
33 Kendrick Perry at Kansas City • 12/7/2013
32 Kendrick Perry vs. Austin Peay • 11/30/2013
32 Kamren Belin at Kent State • 11/27/2013
31 Kendrick Perry vs. Eastern Kentucky • 11/10/2013
31 Kendrick Perry vs. Oakland • 3/23/13
34 Kendrick Perry vs. North Dakota St. • 11/19/12
30 Kendrick Perry at Milwaukee • 1/31/12
30 DeAndre Mays vs. Loyola • 2/6/2010
31 Keston Roberts vs. Detroit • 2/27/2007
35 Quin Humphrey vs. Wright State • 2/22/2007
36 Quin Humphrey vs. Detroit • 2/14/2007
37 Quin Humphrey vs. UIC • 2/3/2007
30 Keston Roberts vs. Loyola • 12/30/2006
37 Domonique Crawford vs. Loyola • 2/25/2006
31 Quin Humphrey vs. UW-Green Bay • 1/5/2006
32 Quin Humphrey at Loyola • 1/2/2006
33 Quin Humphrey at UIC • 12/31/2005
32 Ryan Patton vs. Western Illinois • 1/25/2001
32 Craig Haese vs. Tennessee State • 12/29/1999
30 Elmer Brown at Cincinnati • 11/19/1999
34 Marcus Culbreth at Troy State • 2/25/1996
35 Mike Alcorn vs. Pitt.-Bradford • 2/24/1992
35 Reggie Kemp vs. Chicago State • 2/19/1990
33 Tim Jackson vs. St. Francis (Pa.) • 2/5/1990
32 Tim Jackson vs. Morehead State • 2/29/1988
31 Tim Jackson vs. Eastern Kentucky • 2/27/1988
36 Tilman Bevely vs. Austin Peay • 2/21/1987
31 Tilman Bevely vs. Eastern Kentucky • 2/14/1987
30 Tilman Bevely vs. Middle Tennessee • 2/9/1987
32 Tilman Bevely vs. Detroit • 2/4/1987
31 Tilman Bevely vs. Wright State • 1/28/1987
32 Garry Robbins vs. Eastern Kentucky • 1/13/1986
 31 Art McCullough vs. Ashland • 2/23/1981
 33 Bruce Alexander vs. St. Vincent • 12/6/1980
 31 Dave Zeigler at Cleveland State • 2/28/1980
 32 Dave Zeigler at Ashland • 2/26/1980
 37 Dave Zeigler vs. Northern Michigan • 1/24/1980
 31 Dave Zeigler vs. Ashland • 1/17/1980
 31 Dave Zeigler vs. Phil. Textile • 1/14/1980
 33 Dave Zeigler vs. UM-Eastern Shore • 12/12/1979
 32 Dave Zeigler vs. St. Vincent • 12/8/1979
 35 Dave Zeigler vs. Steubenville • 12/1/1979

36 Dave Zeigler vs. Ashland • 1/17/1979
 32 Dave Zeigler vs. Western Illinois • 1/13/1979
 32 Dave Zeigler vs. Bellarmine • 1/3/1979
 32 Dave Zeigler vs. Delaware State • 12/29/1978
 30 Dave Zeigler vs. Ohio • 12/16/1978
 36 Dave Zeigler vs. Mount Union • 12/9/1978
 32 Jeff Covington at Bellarmine • 2/14/1978
 34 Jeff Covington at Buffalo • 2/7/1978
 36 Jeff Covington at Akron • 2/4/1978
 32 Jeff Covington vs. Ashland • 1/18/1978
 33 Jeff Covington at Northern Iowa • 1/16/1978
 30 Jeff Covington vs. Akron • 1/14/1978
 30 Jeff Covington vs. Saginaw Valley • 12/26/1977
 31 Gerald Parks at Maine • 12/14/1977
 36 Jeff Covington vs. Cleveland State • 2/23/1977
 33 Jeff Covington at Gannon • 2/19/1977
 31 Gerald Parks vs. Clarion State • 1/4/1977
 30 Gary Anderson at Alliance • 12/15/1976
 31 Jeff Covington at Walsh • 1/13/1975
 34 Jeff Covington vs. Samford • 12/28/1974
 36 Tony Mitchell at Philadelphia Textile • 1/30/1974
 30 Bill Johnson vs. Ohio Wesleyan • 12/13/1971
 30 Bill Johnson at St. Vincent • 2/27/1971
 30 Bill Johnson vs. West New England • 2/6/1971
 38 Ron Smith at Cleveland State • 12/23/1970
 35 Bill Johnson at St. Vincent • 2/18/1970
 34 Bill Johnson at Steubenville • 1/31/1970
 30 Bill Johnson vs. Geneva • 1/28/1970
 31 Will Teague vs. Hiram • 12/22/1969
 34 Chuck Montgomery vs. Westminster • 12/13/1969
 32 John McElroy at St. Vincent • 2/22/1969
 36 John McElroy at Alliance • 2/19/1969
 32 Frank Fitz vs. Alliance • 2/6/1969
 39 Bill Johnson vs. Kenyon • 1/7/1969
 35 John McElroy vs. Kenyon • 1/4/1969
 31 John McElroy vs. St. Vincent • 2/15/1968
 37 John McElroy vs. UW-Oshkosh • 12/21/1967
 36 John McElroy at Walsh • 2/22/1967
 30 Joe Nigro vs. Cleveland State • 2/15/1967
 36 John McElroy at Alderson-Broadus • 2/6/1967
 30 Joe Nigro vs. St. Vincent • 1/5/1967
 37 David Culliver vs. Randolph-Macon • 3/5/1966
 36 Dave Culliver vs. Gannon • 2/21/1966
 34 Joe Nigro at Michigan Lutheran • 2/12/1966
 36 Joe Nigro vs. Buffalo State • 1/26/1966
 32 Joe Nigro at Baldwin-Wallace • 12/8/1965
 33 Dave Culliver vs. Philadelphia Textile • 1/30/1965
 31 Tony Pero at Marietta • 1/27/1962
 33 Howard McElroy vs. Gannon • 1/26/1961
 32 Tom Getch vs. Muskingum • 1/4/1961
 32 Howard McElroy vs. M. Harvey • 12/19/1960
 33 Mickey Yugovich vs. Akron • 2/17/1960
 30 Mickey Yugovich at Tennessee St. • 1/30/1960
 30 Mickey Yugovich vs. St. Vincent • 12/16/1959
 31 Jim Gordon at St. Francis (Pa.) • 2/21/1959
 33 Jim Cramer at Gannon • 2/2/1959
 31 Herb Lake vs. St. Vincent • 1/28/1959
 31 Jim Cramer vs. Baldwin-Wallace • 1/14/1959
 33 Herb Lake vs. Westmont (Calif.) • 3/12/1957
 30 Herb Lake at Geneva • 1/26/1957
 35 Herb Lake vs. Baldwin-Wallace • 1/16/1957
 30 Mickey Yugovich vs. John Carroll • 12/15/1956
 34 Tony Knott vs. Loyola (Chicago) • 1/30/1956
 34 Herb Lake vs. Baldwin-Wallace • 1/25/1956
 37 Tony Knott vs. Lawrence Tech • 1/21/1956
 38 Tony Knott vs. Slippery Rock • 2/12/1955
 34 Tony Knott at Alliance • 1/15/1955
 34 Tony Knott at Wayne State • 2/24/1954
 33 Mike Magula vs. Marietta • 1/19/1952
 30 Mike Magula vs. Fenn • 1/5/1952
 30 Mike Magula vs. John Carroll • 12/14/1951
 36 Jack Christein vs. John Carroll • 1/21/1948
 34 Leo Mogus vs. Hiram • 12/10/1941
 30 Leo Mogus vs. Carnegie Tech • 12/13/1940
 31 Leo Mogus vs. Hiram • 12/11/1940

Bold indicates Division I

INDIVIDUAL SEASON RECORDS

Season Points

1. John McElroy (1968-69)	729
2. Cameron Morse (2016-17)	711
3. Tony Knott (1955-56)	705
4. Kendrick Perry (2013-14)	682
5. Dave Zeigler (1979-80)	665
6. Tilman Bevely (1986-87)	662
7. Jeff Covington (1977-78)	660
8. Jeff Covington (1976-77)	633
9. Dave Zeigler (1978-79)	623
10. Dwayne Cohill (2022-23)	611

Season Points Per Game

1. John McElroy (1968-69)	28.0
2. Dave Zeigler (1979-80)	27.7
3. Tony Knott (1955-56)	27.1
4. Jeff Covington (1977-78)	26.4
5. Dave Zeigler (1978-79)	24.9
6. Tilman Bevely (1986-87)	23.6
7. Jeff Covington (1976-77)	23.4
8. Bill Johnson (1969-70)	23.3
9. Cameron Morse (2016-17)	22.9
10. John McElroy (1966-67)	21.5

Season Field Goal Attempts

1. John McElroy (1968-69)	732
2. Cameron Morse (2016-17)	627
3. Tony Knott (1955-56)	571
4. Bill Johnson (1969-70)	549
4. Mickey Yugovich (1959-60)	549
6. Tilman Bevely (1986-87)	546
7. Billy Johnson (1971-72)	517
8. Anthony Mitchell (1973-74)	512
9. John McElroy (1967-68)	508
10. Dave Zeigler (1978-79)	507



Shawn Amiker set a single-season record with a .611 field-goal percentage in 2013-14.



Kendrick Perry owns the single-season steals (76) and FT made (190) records.

Season Field Goal Percentage

1. Shawn Amiker (2013-14)	61.1 (66-108)
2. TeJay Anderson (2000-01)	60.8 (87-143)
3. Jeff Covington (1976-77)	60.1 (247-411)
4. Art McCullough (1982-83)	59.3 (70-118)
5. Devin Haygood (2016-17)	58.7 (88-150)
6. John Keshock (1984-85)	57.8 (186-322)
7. Bob Fick (1990-91)	57.6 (144-250)
8. TeJay Anderson (2001-02)	57.5 (69-120)
9. Phil Gaston (1974-75)	57.3 (181-316)
10. Jordan Kaufman (2016-17)	56.5 (130-230)

Season Field Goals Made

1. John McElroy (1968-69)	310
2. Dave Zeigler (1979-80)	284
3. Dave Zeigler (1978-79)	262
4. Cameron Morse (2016-17)	260
5. Tilman Bevely (1986-87)	257
6. Jeff Covington (1976-77)	249
7. Jeff Covington (1976-77)	247
8. Tony Knott (1955-56)	243
9. Bill Johnson (1969-70)	238
10. Reggie Kemp (1990-91)	234
10. Mickey Yugovich (1959-60)	234

Season 3-Pt. Field Goals Made

1. Blake Allen (2012-13)	94
2. Craig Haese (2000-01)	92
3. Marcus Keene (2014-15)	91
3. Blake Allen (2011-12)	91
5. Matt Donlan (2015-16)	82
6. Cameron Morse (2017-18)	79
7. Brandon Rush (2022-23)	77
8. Cameron Morse (2016-17)	76
9. Brandon Rush (2023-24)	74

10. Ryan Weber (2013-14)	68
--------------------------	----

Season 3-Pt. Field Goals Attempts

1. Blake Allen (2012-13)	261
2. Cameron Morse (2016-17)	238
3. Cameron Morse (2017-18)	237
4. Brandon Rush (2023-24)	230
5. Craig Haese (2000-01)	218
6. Marcus Keene (2014-15)	217
7. Blake Allen (2011-12)	212
8. Brandon Rush (2022-23)	203
9. Kamren Belin (2013-14)	188
10. Tevin Olison (2021-22)	183

Season 3-Pt. Field Goal Pct.

1. Matt Donlan (2015-16)	46.3 (82-177)
2. John Robinson (1986-87)	44.7 (42-94)
3. Andre Smith (1993-94)	44.4 (40-90)
4. Andrew Hannan (1998-99)	44.3 (27-61)
5. Anthony Hunt (1997-98)	43.9 (50-114)
6. Dwayne Cohill (2022-23)	43.1 (53-123)
6. Marc Vassar (1990-91)	43.1 (22-51)
8. Tilman Bevely (1986-87)	43.0 (61-142)
9. Blake Allen (2011-12)	42.9 (91-212)
10. Craig Haese (2000-01)	42.2 (92-218)

Season Free Throws Made

1. Kendrick Perry (2013-14)	190
2. Jeff Covington (1977-78)	162
3. Kendrick Perry (2012-13)	153
4. Jerome Sims (1991-92)	145
5. Cameron Morse (2015-16)	142
5. Reggie Kemp (1989-90)	142
7. Quin Humphrey (2006-07)	141
8. Jeff Covington (1976-77)	139
9. Dwayne Cohill (2022-23)	134
10. Dwayne Cohill (2021-22)	132

Season Free Throws Attempted

1. Kendrick Perry (2013-14)	258
2. Jerome Sims (1991-92)	232
3. Jeff Covington (1977-78)	215
4. Reggie Kemp (1989-90)	204
5. Jeff Covington (1976-77)	196
6. Reggie Kemp (1990-91)	183
7. Quin Humphrey (2006-07)	182
8. Kendrick Perry (2012-13)	181
9. Cameron Morse (2015-16)	175
10. Desmond Harrison (2000-01)	168


Season Free Throw Percentage

1. Craig Haese (2000-01)	93.9 (62-66)
2. Bruce Alexander (1980-81)	91.1 (92-101)
3. Bruce Timko (1984-85)	90.7 (78-86)
4. Bryce McBride (2022-23)	88.0 (88-100)
5. Bruce Alexander (1978-79)	86.6 (58-67)
6. Dwayne Cohill (2022-23)	86.5 (134-155)
7. Rafael Cruz (2001-02)	86.4 (51-59)
8. Ryan Weber (2013-14)	85.9 (55-64)
8. Mike Alcorn (1991-92)	85.9 (79-92)
10. Craig Haese (1999-2000)	85.1 (57-67)

Season Rebounds

1. Herb Lake (1956-57)	555
2. Herb Lake (1958-59)	489
3. Herb Lake (1957-58)	448
4. Ron Allen (1962-63)	380
5. Jeff Covington (1976-77)	366
6. Jeff Covington (1977-78)	362

INDIVIDUAL SEASON RECORDS



Ricky Tunstall blocked 138 shots in 1982-82 and had 83 blocks in 1983-84.

7. Herb Lake (1955-56)	356
8. DJ Burns (2023-24)	353
9. Ron Allen (1961-62)	350
10. Charles Day (1960-61)	349

Season Rebound Avg. (Pre-1981)

1. Herb Lake (1956-57)	20.5
2. Herb Lake (1958-59)	17.4
3. Herb Lake (1957-58)	16.6
4. Jeff Covington (1977-78)	14.5
5. Herb Lake (1955-56)	14.2
6. Ron Allen (1962-63)	14.1
7. Ron Allen (1961-62)	14.0
8. Frank Fitz (1967-68)	13.5
9. Mickey Yugovich (1959-60)	13.3
10. Jeff Covington (1975-76)	13.2

Season Rebounds Avg. (Post-1981)

1. Jerome Sims (1991-92)	11.7
2. DJ Burns (2023-24)	11.0
3. Tim Jackson (1989-90)	10.3
4. Adrian Nelson (2022-23)	9.4
5. Jerome Sims (1992-93)	9.2
6. Tim Jackson (1990-91)	9.1
6. Shane Johnson (1988-89)	9.1
8. Naz Bohannon (2019-20)	8.6
9. Naz Bohannon (2018-19)	8.3
9. Michael Akuchie (2020-21)	8.3
9. Quin Humphrey (2005-06)	8.3

Season Assists

1. Billy Johnson (1971-72)	239
2. Terry Moore (1974-75)	230
3. Terry Moore (1973-74)	200
4. Terry Moore (1975-76)	189
5. Terry Moore (1976-77)	176
6. Bruce Timko (1985-86)	169
7. Dwayne Cohill (2022-23)	164
8. Ryan Patton (2000-01)	163
9. Francisco Santiago (2016-17)	158
10. Bruce Timko (1983-84)	156

Season Assists Per Game

1. Billy Johnson (1971-72)	8.2
1. Terry Moore (1974-75)	8.2
3. Terry Moore (1973-74)	7.7
4. Terry Moore (1975-76)	7.6
5. Billy Johnson (1970-71)	6.4
6. Terry Moore (1976-77)	6.1
7. Bruce Timko (1985-86)	6.0
8. Joe Votino (1977-78)	5.8
9. Ryan Patton (2000-01)	5.7
10. Shawn Burns (1979-80)	5.5

Season Steals

1. Kendrick Perry (2013-14)	76
2. Kendrick Perry (2011-12)	74
3. Marlon Williamson (2002-03)	64
4. Kendrick Perry (2012-13)	56
5. Reggie Kemp (1989-90)	55
6. Braun Hartfield (2017-18)	54
7. Bruce Alexander (1980-81)	53
8. Bruce Alexander (1979-80)	52
9. DJ Cole (2014-15)	51
10. Adrian Nelson (2022-23)	50
10. Reggie Kemp (1990-91)	50

Season Blocked Shots

1. Ricky Tunstall (1982-83)	138
2. Damian Eargle (2011-12)	116
3. Damian Eargle (2012-13)	102
4. Damian Eargle (2010-11)	91
5. Ricky Tunstall (1983-84)	83
6. Gabe Dynes (2023-24)	61
7. David Brown (1999-00)	44
8. David Brown (1997-98)	39
9. Devin Haygood (2017-18)	37
10. Jack Liles (2008-09)	36
10. Jack Liles (2006-07)	36

Season Minutes Played

1. Blake Allen (2012-13)	1,188
2. Kendrick Perry (2013-14)	1,168
3. Dwayne Cohill (2022-23)	1,157
4. Francisco Santiago (2016-17)	1,131
5. Cameron Morse (2016-17)	1,123
6. Marcus Keene (2014-15)	1,117
7. Matt Donlan (2015-16)	1,109
8. Quin Humphrey (2006-07)	1,105
9. Adrian Nelson (2022-23)	1,094
10. Kendrick Perry (2011-12)	1,079

Season Games Started

1. Malek Green (2022-23)	34
1. Adrian Nelson (2022-23)	34
1. Dwayne Cohill (2021-22)	34
1. Michael Akuchie (2021-22)	34
1. Tevin Olison (2021-22)	34
1. Blake Allen (2012-13)	34
7. Dwayne Cohill (2022-23)	33
7. Shemar Rathan-Mayes (2021-22)	33
7. Naz Bohannon (2019-20)	33
10. DJ Burns (2023-24)	32
10. Bryson Langdon (2023-24)	32
10. Darius Quisenberry (2019-20)	32
10. Darius Quisenberry (2018-19)	32
10. Francisco Santiago (2016-17)	32
10. Cameron Morse (2015-16)	32
10. Francisco Santiago (2015-16)	32
10. Bobby Hain (2014-15)	32

10. Marcus Keene (2014-15)	32
10. Kendrick Perry (2013-14)	32
10. Damian Eargle (2012-13)	32
10. Kamren Belin (2012-13)	32

Season Personal Fouls

1. Devin Haygood (2017-18)	110
2. Devin Haygood (2016-17)	109
2. Robert Johnson (1985-86)	109
4. Kamren Belin (2012-13)	107
4. Robert Johnson (1986-87)	107
6. Ricky Tunstall (1983-84)	105
6. Will Teague (1969-70)	105
8. Ricky Tunstall (1982-83)	101
9. Vytas Sulskis (2010-11)	100
10. Vytas Sulskis (2007-08)	99
10. Desmond Harrison (2000-01)	99
10. Troy Williams (1984-85)	99

Season Games Played

1. Dwayne Cohill (2022-23)	34
1. Malek Green (2022-23)	34
1. Myles Hunter (2022-23)	34
1. John Lovelace, Jr. (2022-23)	34
1. Bryce McBride (2022-23)	34
1. Adrian Nelson (2022-23)	34
1. Brandon Rush (2022-23)	34
1. Dwayne Cohill (2021-22)	34
1. Michael Akuchie (2021-22)	34
1. Tevin Olison (2021-22)	34
1. Matt Donlan (2016-17)	34
1. Braun Hartfield (2016-17)	34
1. Devin Haygood (2016-17)	34
1. Jordan Kaufman (2016-17)	34
1. Francisco Santiago (2016-17)	34
1. Blake Allen (2012-13)	34
1. Kamren Belin (2012-13)	34
1. DJ Cole (2012-13)	34



Craig Haese owns the single-season free-throw percentage mark of .939 in 2000-01.

INDIVIDUAL CAREER RECORDS

Career Points

1. Jeff Covington (1974-78)	2,424
2. Tony Knott (1952-56)	2,218
3. Kendrick Perry (2010-14)	1,991
4. John McElroy (1965-69)	1,942
5. Mickey Yugovich (1956-60)	1,917
6. Cameron Morse (2017-18)	1,913
7. Reggie Kemp (1988-93)	1,821
8. Herb Lake (1955-59)	1,783
9. Billy Johnson (1968-72)	1,726
10. Quin Humphrey (2003-07)	1,707

Career Points Per Game

1. Dave Zeigler (1978-80)	26.3
2. Jeff Covington (1974-78)	22.9
3. Tony Knott (1952-56)	21.5
4. John McElroy (1965-69)	19.8
5. Dave Culliver (1962-66)	18.1
6. Mickey Yugovich (1956-60)	17.5
7. Cameron Morse (2017-18)	17.4
8. Reggie Kemp (1988-93)	16.9
9. Billy Johnson (1968-72)	16.9
10. Herb Lake (1955-59)	16.7

Career Field Goal Attempts

1. John McElroy (1965-69)	1,959
2. Mickey Yugovich (1956-60)	1,786
3. Billy Johnson (1968-72)	1,696
4. Herb Lake (1955-59)	1,668
5. Jeff Covington (1974-78)	1,665
6. Cameron Morse (2014-18)	1,593
7. Joe Nigro (1964-68)	1,480
8. Reggie Kemp (1988-93)	1,450
9. Kendrick Perry (2010-14)	1,374
10. Dave Culliver (1962-66)	1,368

Career Field Goal Percentage

1. Devin Haygood (2016-18)	55.5 (187-337)
2. Jeff Covington (1974-78)	55.4 (956-1,725)
3. Jordan Kaufmann (2014-17)	55.3 (209-378)



Quin Humphrey set the school record for minutes played with 3,689.

4. Dave Zeigler (1978-80)	53.9 (546-1,013)
5. Bob Fick (1990-92)	53.8 (252-468)
6. Tim Jackson (1987-91)	52.6 (600-1,140)
7. Jack Liles (2005-09)	51.8 (344-664)
8. James Wilson (1985-87)	51.3 (233-454)
9. Art McCullough (1980-83)	50.9 (340-668)
10. Bobby Hain (2012-16)	50.7 (469-925)

Career Field Goals Made

1. Jeff Covington (1974-78)	956
2. John McElroy (1965-69)	846
3. Mickey Yugovich (1956-60)	791
4. Tony Knott (1952-56)	776
5. Herb Lake (1955-59)	721
6. Billy Johnson (1968-72)	706
7. Reggie Kemp (1988-93)	695
8. Cameron Morse (2014-18)	666
9. Kendrick Perry (2013-14)	643
10. Bruce Alexander (1978-83)	605

Career 3-Point Field Goals Made

1. Cameron Morse (2014-18)	232
1. Blake Allen (2010-13)	232
3. Kendrick Perry (2010-14)	201
5. Craig Haese (1997-2001)	198
5. Vytas Sulskis (2007-11)	169
6. Mike Alcorn (1990-94)	166
7. Quin Humphrey (2003-07)	165
8. Brandon Rush (2022-24)	151
9. Ashen Ward (2008-12)	150
10. Matt Donlan (2015-17)	149

Career 3-Pt. Field Goals Attempts

1. Cameron Morse (2014-18)	668
2. Blake Allen (2010-13)	593
3. Kendrick Perry (2010-14)	577
4. Craig Haese (1997-2001)	527
5. Michael Akuchie (2017-22)	466
6. Vytas Sulskis (2007-11)	465
7. Quin Humphrey (2003-2007)	451
8. Ashen Ward (2008-12)	444
9. Brandon Rush (2022-24)	433
10. Hank Raber (1992-97)	432

Career 3-Pt. Field Goal Pct.

1. John Robinson (1984-88)	43.4 (43-99)
2. Tilman Bevely (1984-88)	42.4 (84-198)
3. Dwayne Cohill (2021-23)	42.2 (87-206)
3. Matt Donlan (2015-17)	42.2 (149-353)
5. Anthony Hunt (1995-98)	41.7 (116-278)
6. Andre Smith (1993-95)	40.8 (82-201)
7. Jaylen Benton (2017-18)	40.0 (36-90)
8. Marcus Keene (2013-15)	39.6 (113-285)
9. Domonique Crawford (2004-06)	39.6 (38-96)
10. Mike Alcorn (1990-94)	39.4 (166-421)

Career Free Throws Made

1. Kendrick Perry (2010-14)	504
2. Jeff Covington (1974-78)	502
3. Reggie Kemp (1988-93)	424
4. Quin Humphrey (2003-07)	370
5. Cameron Morse (2014-18)	349
6. Herb Lake (1955-59)	341
7. Mickey Yugovich (1956-60)	335
8. Tim Jackson (1987-91)	331
9. Joe Nigro (1964-68)	320
10. Vytas Sulskis (2007-11)	318

Career Free Throws Attempted

1. Jeff Covington (1974-78)	697
2. Kendrick Perry (2013-14)	670
3. Reggie Kemp (1988-93)	633
4. Herb Lake (1955-59)	554
5. Mickey Yugovich (1956-60)	502
6. Quin Humphrey (2003-07)	492
7. Vytas Sulskis (2007-11)	452
8. Cameron Morse (2014-18)	450
9. Tim Jackson (1987-91)	449
10. Joe Nigro (1964-68)	409

Career Free Throw Percentage


1. Craig Haese (1997-2001)	85.8 (181-211)
2. Bruce Alexander (1978-83)	85.2 (248-291)
3. Dwayne Cohill (2021-23)	85.0 (266-313)
4. Rafael Cruz (2000-02)	84.7 (149-176)
5. Dave Zeigler (1978-80)	82.0 (200-244)
6. Keston Roberts (2005-07)	81.8 (130-159)
7. Mike Alcorn (1990-94)	81.7 (147-180)
8. Brandon Rush (2022-24)	81.3 (91-112)
9. Shemar Rathan-Mayes (2020-23)	80.7 (142-176)
10. Michael AKuchie (2017-22)	79.9 (250-313)

Career Rebounds

1. Herb Lake (1955-59)	1,848
2. Jeff Covington (1974-78)	1,381
3. Mickey Yugovich (1956-60)	1,280
4. Naz Bohannon (2017-21)	990
5. Ron Allen (1961-64)	986
6. Tim Jackson (1987-91)	899
7. Michael Akuchie (2017-22)	840
8. Frank Fitz (1965-68)	743
9. Dave Culliver (1962-66)	729
10. Ron Smith (1968-72)	713

Career Rebounds Per Game

1. Herb Lake (1955-59)	17.3
2. Ron Allen (1961-64)	14.7
3. Jeff Covington (1974-78)	13.0



Dave Zeigler averaged a school-best 26.3 points per game in his two-year career.

INDIVIDUAL CAREER RECORDS



Damian Eargle set the YSU and Horizon League career blocks record (309) in three years.

4. Mickey Yugovich (1956-60)	11.6
5. Jerome Sims (1990-92)	10.6
6. Frank Fitz (1965-68)	10.4
7. Willie Teague (1966-70)	9.3
8. Joe LaVolpa (1964-67)	9.1
9. Dave Culliver (1962-66)	9.0
10. Ron Smith (1968-72)	8.3
10. Naz Bohannon (2017-21)	8.3

Career Assists

1. Terry Moore (1973-76)	619
2. Bruce Timko (1982-86)	551
3. Kendrick Perry (2010-14)	505
4. Ryan Patton (1998-2002)	456
5. DJ Cole (2011-15)	418
6. Billy Johnson (1968-72)	392
7. Cameron Morse (2014-18)	334
8. Marc Vassar (1988-93)	327
9. Anthony Hunt (1995-98)	325
10. Francisco Santiago (2015-18)	306

Career Steals

1. Kendrick Perry (2010-14)	246
2. Bruce Alexander (1978-83)	182
3. Reggie Kemp (1988-93)	175
4. Quin Humphrey (2003-07)	137
5. DJ Cole (2011-15)	133
5. Kevin Cherry (1981-85)	133
7. Bruce Timko (1982-86)	131
8. Garrett Covington (2017-23)	127
9. Cameron Morse (2014-18)	126
10. Marlon Williamson (1999-2003)	122

Career Blocked Shots

1. Damian Eargle (2010-13)	309
2. Ricky Tunstall (1982-84)	221
3. David Brown (1997-2001)	134
4. Jack Liles (2005-09)	118
5. Michael Akuchie (2017-22)	81
5. TeJay Anderson (2000-04)	81

7. Devin Haygood (2015-18)	80
8. John Barber (2003-08)	71
9. Brian Radakovich (2001-05)	70
10. Troy Williams (1981-85)	66

Career Minutes Played

1. Kendrick Perry (2010-14)	4,184
2. Quin Humphrey (2003-07)	3,689
3. Garrett Covington (2017-23)	3,666
4. Naz Bohannon (2017-21)	3,661
5. Tim Jackson (1987-91)	3,484
6. Cameron Morse (2014-18)	3,418
7. Bruce Timko (1982-86)	3,403
8. Michael Akuchie (2017-22)	3,242
9. Reggie Kemp (1988-93)	3,116
10. Vytas Sulskis (2007-11)	3,080

Career Personal Fouls

1. Tim Jackson (1987-91)	375
2. Vytas Sulskis (2007-11)	370
3. Jack Liles (2005-09)	346
4. Troy Williams (1981-85)	332
5. Ray Robinson (1981-85)	312
6. David Brown (1997-2001)	309
7. Brian Radakovich (2001-05)	302
8. Naz Bohannon (2017-21)	285
9. Shawn Amiker (2010-15)	283
10. Craig Haese (1997-2001)	274

Career Games Started

1. Naz Bohannon (2017-21)	118
2. Garrett Covington (2017-23)	117
3. Kendrick Perry (2013-14)	115
4. Tim Jackson (1987-91)	112
5. Quin Humphrey (2003-07)	104
6. Reggie Kemp (1988-93)	98
7. Troy Williams (1981-85)	93
8. Jack Liles (2005-09)	92
9. Damian Eargle (2010-13)	91
10. Bruce Timko (1982-86)	89



Blake Allen made a school record 232 career 3-pointers from 2010-13.

*since 1980-81

Career Games Played

1. Michael Akuchie (2017-22)	153
2. Garrett Covington (2017-23)	149
3. Shawn Amiker (2010-15)	128
4. Kendrick Perry (2010-14)	123
5. DJ Cole (2011-15)	121
6. Vytas Sulskis (2007-11)	120
6. John Barber (2003-08)	120
8. Naz Bohannon (2017-2021)	119
8. Ashen Ward (2008-12)	119
10. Jack Liles (2005-09)	118



Cameron Morse tied the career 3-point record with 232 from 2014-18.



Shawn Amiker played in a then school record 128 games from 2010-15.

DIVISION I CAREER RECORDS

SCORING

1. Kendrick Perry (2010-14)	1,991
2. Cameron Morse (2014-18)	1,913
3. Reggie Kemp (1988-91,92-93)	1,821
4. Quin Humphrey (2003-07)	1,707
5. Tim Jackson (1987-91)	1,531
6. Tilman Bevely (1984-88)	1,434
7. Vytas Sulskis (2007-11)	1,311
8. Garrett Covington (2017-23)	1,302
9. Michael Akuchie (2017-22)	1,252
10. Naz Bohannon (2017-21)	1,236
11. Troy Williams (1981-85)	1,225
12. Darius Quisenberry (2018-21)	1,213
13. Bobby Hain (2012-16)	1,187
14. Dwayne Cohill (2021-23)	1,119
15. Desmond Harrison (1997-01)	1,075

SCORING AVERAGE (MIN. 45 GAMES)

1. Cameron Morse (2014-18)	17.4
2. Reggie Kemp (1988-91,92-93)	16.9
3. Dwayne Cohill (2021-23)	16.5
4. Andre Smith (1993-95)	16.2
4. Kendrick Perry (2010-14)	16.2
6. Darius Quisenberry (2018-21)	15.2
6. Keston Roberts (2005-07)	15.2
8. Quin Humphrey (2003-07)	15.0
9. Tim Jackson (1987-91)	13.7
10. Tilman Bevely (1984-88)	13.2
11. Bob Fick (1990-92)	12.7
12. DeAndre Mays (2008-10)	12.5
13. Doug Underwood (2001-04)	12.4
13. Anthony Hunt (1995-98)	12.4
15. Willie Spellman (1996-98)	12.3

FIELD GOALS MADE

1. Reggie Kemp (1988-91,92-93)	695
2. Cameron Morse (2014-18)	666
3. Kendrick Perry (2010-14)	643
4. Tim Jackson (1987-91)	600
5. Quin Humphrey (2003-07)	586
6. Tilman Bevely (1984-88)	574



Cameron Morse owns the D-I career scoring average record with 17.4 points per game.

7. Troy Williams (1981-85)	515
8. Naz Bohannon (2017-21)	513
9. Garrett Covington (2017-23)	475
10. Bobby Hain (2012-16)	469
11. Ray Robinson (1981-85)	432
12. Michael Akuchie (2017-22)	431
13. Damian Eargle (2010-13)	425
14. Desmond Harrison (1997-01)	416
15. Vytas Sulskis (2007-11)	412

FIELD GOALS ATTEMPTED

1. Cameron Morse (2014-18)	1,593
2. Reggie Kemp (1988-91,92-93)	1,450
3. Kendrick Perry (2010-14)	1,374
4. Quin Humphrey (2003-07)	1,305
5. Tilman Bevely (1984-88)	1,273
6. Tim Jackson (1987-91)	1,140
7. Garrett Covington (2017-23)	1,069
8. Naz Bohannon (2017-21)	1,052
9. Troy Williams (1981-85)	1,039
10. Michael Akuchie (2017-22)	1,006
11. Darius Quisenberry (2018-21)	975
12. Vytas Sulskis (2007-11)	954
13. Doug Underwood (2001-04)	942
14. Bobby Hain (2012-16)	925
15. John Barber (2003-08)	916

FIELD GOAL PCT. (MIN. 150 MADE)

1. Devin Haygood (2016-18)	.555 (187-337)
2. Jordan Kaufman (2014-17)	.553 (209-378)
3. Bob Fick (1990-92)	.538 (252-468)
4. Tim Jackson (1987-91)	.526 (600-1140)
5. Shane Johnson (1988-89)	.519 (162-312)
6. Jack Liles (2005-09)	.518 (344-664)
7. James Wilson (1985-87)	.513 (233-454)
8. Bobby Hain (2012-16)	.507 (469-925)
9. TeJay Anderson (2000-04)	.506 (339-670)
10. John Keshock (1981-85)	.505 (289-572)
11. Dave Brown (1997-01)	.501 (172-343)
12. Art McCullough (1981-83)	.501 (240-479)
13. Shawn Amiker (2010-15)	.498 (289-580)
14. Troy Williams (1981-85)	.496 (515-1039)
15. Ray Robinson (1981-85)	.491 (432-880)

3-POINT FIELD GOALS MADE

1. Cameron Morse (2014-18)	232
1. Blake Allen (2010-13)	232
3. Kendrick Perry (2010-14)	201
4. Craig Haese (1997-01)	198
5. Vytas Sulskis (2007-11)	169
6. Mike Alcorn (1990-94)	166
7. Quin Humphrey (2003-07)	165
8. Brandon Rush (2022-24)	151
9. Ashen Ward (2008-12)	150
10. Matt Donlan (2014-17)	149
11. Hank Raber (1993-97)	143
12. Michael Akuchie (2017-22)	140
13. Doug Underwood (2001-04)	135
14. Ryan Patton (1998-02)	126
15. Darius Quisenberry (2018-21)	121

3-POINT FIELD GOALS ATTEMPTED

1. Cameron Morse (2014-18)	668
2. Blake Allen (2010-13)	593
3. Kendrick Perry (2010-14)	577
4. Craig Haese (1997-01)	527
5. Michael Akuchie (2017-22)	466
6. Vytas Sulskis (2007-11)	465
7. Quin Humphrey (2003-07)	451
8. Ashen Ward (2008-12)	444
9. Brandon Rush (2022-24)	433
10. Hank Raber (1993-97)	432

11. Mike Alcorn (1990-94)	421
12. Darius Quisenberry (2018-21)	400
13. Ryan Patton (1998-02)	383
14. Garrett Covington (2017-23)	376
15. Doug Underwood (2001-04)	371

3-POINT FG PCT. (MIN. 25 MADE)

1. John Robinson (1984-88)	.434 (43-99)
2. Tilman Bevely (1984-88)	.424 (84-198)
3. Dwayne Cohill (2021-23)	.422 (87-206)
3. Matt Donlan (2015-17)	.422 (149-353)
5. Anthony Hunt (1995-98)	.417 (116-278)
6. Andre Smith (1993-95)	.408 (82-201)
7. Jaylen Benton (2017-18)	.400 (36-90)
8. Marcus Keene (2013-15)	.396 (113-285)
9. Domonique Crawford (2004-06)	.396 (38-96)
10. Mike Alcorn (1990-94)	.394 (166-421)
11. Blake Allen (2010-13)	.391 (232-593)
12. Ray Ellington (1991-92)	.389 (42-108)
13. Marc Vassar (1988-91, 92-93)	.384 (71-185)
14. Elmer Brown (1998-00)	.383 (106-277)
15. Todd Lark (1988-90)	.383 (57-149)

FREE THROWS MADE

1. Kendrick Perry (2010-14)	504
2. Reggie Kemp (1988-91,92-93)	424
3. Quin Humphrey (2003-07)	370
4. Cameron Morse (2014-18)	349
5. Tim Jackson (1987-91)	331
6. Vytas Sulskis (2007-11)	318
7. Darius Quisenberry (2018-21)	302
8. Bruce Timko (1982-86)	278
9. Dwayne Cohill (2021-23)	266
10. Ryan Patton (1998-02)	259
11. Anthony Hunt (1995-98)	253
12. Michael Akuchie (2017-22)	250
13. Desmond Harrison (1997-01)	242
14. Garrett Covington (2017-23)	227
15. Bobby Hain (2012-16)	225

FREE THROWS ATTEMPTED

1. Kendrick Perry (2010-14)	670
2. Reggie Kemp (1988-91,92-93)	633
3. Quin Humphrey (2003-07)	492
4. Vytas Sulskis (2007-11)	452
5. Cameron Morse (2014-18)	450
6. Tim Jackson (1987-91)	449
7. Desmond Harrison (1997-01)	394
8. Damian Eargle (2009-13)	384
9. Darius Quisenberry (2018-21)	379
10. Jerome Sims (1991-93)	366
11. Bruce Timko (1982-86)	364
12. Garry Robbins (1983-86)	352
13. Ryan Patton (1998-02)	338
14. Naz Bohannon (2017-21)	335
15. Brian Radakovich (2001-05)	334

FREE THROW PCT. (MIN. 100 MADE)

1. Craig Haese (1997-01)	.858 (181-211)
2. Dwayne Cohill (2021-23)	.850 (266-313)
3. Raphael Cruz (2000-02)	.847 (149-176)
4. Keston Roberts (2005-07)	.818 (130-159)
5. Mike Alcorn (1990-94)	.817 (147-180)
6. Shemar Rathan-Mayes (2020-23)	.807 (142-176)
7. Michael Akuchie (2017-22)	.799 (250-313)
8. Kamren Belin (2012-14)	.799 (123-154)
9. Darius Quisenberry (2018-21)	.797 (302-379)
9. Doug Underwood (2001-04)	.797 (177-222)
10. Anthony Hunt (1995-98)	.786 (253-322)
10. Art McCullough (1981-83)	.786 (132-168)
13. Marcus Keene (2013-2015)	.779 (102-131)
14. Cameron Morse (2014-18)	.776 (284-367)
15. Adam Baumann (2002-04)	.770 (218-283)



DIVISION I CAREER RECORDS

REBOUNDS

1. Naz Bohannon (2017-21)	990
2. Tim Jackson (1987-91)	899
3. Michael Akuchie (2017-22)	840
4. Dave Brown (1997-01)	690
5. Reggie Kemp (1988-91,92-93)	681
6. Bobby Hain (2012-16)	679
7. Quin Humphrey (2003-07)	674
8. Desmond Harrison (1997-01)	661
9. Damian Eargle (2010-13)	622
10. Troy Williams (1981-85)	598
11. John Barber (2003-08)	582
12. Jack Liles (2005-09)	564
13. TeJay Anderson (2000-04)	528
14. Vyatas Sulskis (2007-11)	525
15. Jerome Sims (1991-93)	521

REBOUNDED AVG. (MIN. 45 GAMES)

1. Jerome Sims (1991-93)	10.6
2. Naz Bohannon (2017-21)	8.3
3. Tim Jackson (1987-91)	8.0
4. Ricky Tunstall (1982-84)	7.4
5. Adam Baumann (2002-04)	7.4
6. Marcus Culbreath (1995-97)	7.2
7. Damian Eargle (2010-13)	6.7
8. Bob Fick (1990-92)	6.4
9. Reggie Kemp (1988-91,92-93)	6.3
10. Bobby Hain (2012-16)	6.2
10. Sirlester Martin (2008-10)	6.2
12. Dave Brown (1997-01)	6.1
13. Robert Johnson (1985-87)	5.9
13. Quin Humphrey (2003-07)	5.9
15. Desmond Harrison (1997-01)	5.8
15. Jorden Kaufman (2014-17)	5.8

ASSISTS

1. Bruce Timko (1982-86)	550
2. Kendrick Perry (2010-14)	505
3. Ryan Patton (1998-02)	456
4. DJ Cole (2011-15)	418
5. Cameron Morse (2014-18)	334
6. Marc Vassar (1988-93)	327
7. Anthony Hunt (1995-98)	325
8. Francisco Santiago (2014-18)	306
9. Darius Quisenberry (2018-21)	304
10. Naz Bohannon (2017-21)	293
11. Blake Allen (2010-13)	273
12. Kevin Cherry (1981-85)	265
13. Quin Humphrey (2003-07)	253
14. Dwayne Cohill (2021-23)	252
15. Devon Lewis (1995-99)	243

ASSISTS AVERAGE (MIN. 45 GAMES)

1. Bruce Timko (1982-86)	4.8
2. Lacey Jones (1990-92)	4.3
3. Albert Crockett (1998-00)	4.3
4. Ryan Patton (1998-02)	4.2
5. Francisco Santiago (2014-18)	4.1
5. Kendrick Perry (2010-14)	4.1
7. Anthony Hunt (1995-98)	4.0
8. Darius Quisenberry (2018-21)	3.8
9. Dwayen Cohill (2021-23)	3.7
10. DJ Cole (2011-15)	3.5
10. Alfonzo Lurry (1989-91)	3.5
10. DeAndre Mays (2008-10)	3.5
13. Jonathon Mendis (2003-05)	3.3
14. Marc Vassar (1988-93)	3.2
15. Byron Davis (2006-08)	3.1

BLOCKED SHOTS

1. Damian Eargle (2010-13)	309
2. Ricky Tunstall (1982-84)	221

3. Dave Brown (1997-01)	125
4. Jack Liles (2005-09)	116
5. Michael Akuchie (2017-22)	81
5. TeJay Anderson (2000-04)	81
7. Devin Haygood (2015-18)	80
8. Brian Radakovich (2001-05)	70
9. Troy Williams (1981-85)	66
10. John Barber (2003-08)	63
11. Gabe Dynes (2023-Present)	61
12. Bobby Hain (2012-15)	54
13. Tim Jackson (1987-91)	52
14. Desmond Harrison (1997-01)	51
14. Vyatas Sulskis (2007-11)	51

BLOCKED SHOTS AVG. (MIN. 45 GAMES)

1. Ricky Tunstall (1982-84)	3.9
2. Damian Eargle (2009-13)	3.3
3. Dave Brown (1997-01)	1.1
4. Jack Liles (2005-09)	1.0
4. Devin Haygood (2015-18)	1.0
6. Robbie Robinson (1998-00)	0.9
7. Brian Radakovich (2001-05)	0.8
8. TeJay Anderson (2000-04)	0.8
9. Kamren Belin (2012-14)	0.7
10. Maurice Anderson (1997-99)	0.7
11. Edgar Ward (1990-92)	0.7
12. Troy Williams (1981-85)	0.6
13. Dallas Blocker (2008-10)	0.6
14. Robert Johnson (1985-87)	0.6
15. Jerome Sims (1991-93)	0.6

STEALS

1. Kendrick Perry (2010-14)	246
2. Reggie Kemp (1988-91,92-93)	175
3. Quin Humphrey (2003-07)	137
4. DJ Cole (2011-15)	133
4. Kevin Cherry (1981-85)	133
6. Bruce Timko (1982-86)	131
7. Garrett Covington (2017-23)	127
8. Cameron Morse (2014-18)	126
9. Anthony Hunt (1995-98)	124
10. Marlon Williamson (1999-03)	122
11. Darius Quisenberry (2018-21)	115
12. Vyatas Sulskis (2007-11)	107
13. Marc Vassar (1988-93)	106
14. TeJay Anderson (2000-04)	103
14. Matt McMurray (1993-97)	103

STEALS AVERAGE (MIN. 45 GAMES)

1. Kendrick Perry (2010-14)	2.0
2. Reggie Kemp (1988-91,92-93)	1.6
3. Anthony Hunt (1995-98)	1.5
4. Lacey Jones (1990-92)	1.5
5. Darius Quisenberry (2018-21)	1.4
5. Antoine Woods (1992-94)	1.4
5. Andre Smith (1993-95)	1.4
8. Francisco Santiago (2014-18)	1.3
8. Kevin Cherry (1981-85)	1.3
8. Alfonzo Lurry (1989-91)	1.3
11. Dwayne Cohill (2021-23)	1.2
11. Braun Hartfield (2016-18)	1.2
11. Marlon Williamson (1999-03)	1.2
11. Albert Crockett (1998-00)	1.2
11. Quin Humphrey (2003-07)	1.2
11. Elmer Brown (1998-00)	1.2
11. Leroy King (1994-96)	1.2

GAMES PLAYED

1. Michael Akuchie (2017-22)	153
2. Garrett Covington (2017-23)	149
3. Shawn Amiker (2010-15)	128
4. Kendrick Perry (2010-14)	123

5. DJ Cole (2011-15)	121
6. John Barber (2003-08)	120
7. Vyatas Sulskis (2007-11)	120
8. Naz Bohannon (2017-21)	119
8. Ashen Ward (2008-12)	119
10. Jack Liles (2005-09)	118
11. Dave Brown (1997-01)	114
11. Quin Humphrey (2003-07)	114
11. Bruce Timko (1982-86)	114
14. Desmond Harrison (1997-01)	113
15. Craig Haese (1997-01)	112
15. Tim Jackson (1987-91)	112

GAMES STARTED

1. Naz Bohannon (2017-21)	118
2. Garrett Covington (2017-23)	117
3. Kendrick Perry (2010-14)	115
3. Tim Jackson (1987-91)	112
5. Quin Humphrey (2003-07)	104
6. Reggie Kemp (1988-91,92-93)	98
7. Troy Williams (1981-85)	93
8. Michael Akuchie (2017-22)	92
8. Jack Liles (2005-09)	92
10. Damian Eargle (2009-13)	91
11. Bruce Timko (1982-86)	89
12. Vyatas Sulskis (2007-11)	85
13. Cameron Morse (2014-18)	84
14. Kevin Cherry (1981-85)	83
14. Blake Allen (2010-13)	83

MINUTES

1. Kendrick Perry (2010-14)	4,184
2. Quin Humphrey (2003-07)	3,689
3. Garrett Covington (2017-23)	3,666
4. Naz Bohannon (2017-21)	3,661
5. Tim Jackson (1987-91)	3,484
6. Cameron Morse (2014-18)	3,418
7. Michael Akuchie (2017-22)	3,242
8. Reggie Kemp (1988-91,92-93)	3,116
9. Vyatas Sulskis (2007-11)	3,080
10. DJ Cole (2011-15)	3,072
11. Ryan Patton (1998-02)	3,064
12. Bruce Timko (1982-86)	3,044
13. John Barber (2003-08)	3,025
14. Blake Allen (2010-13)	2,979
15. TeJay Anderson (2000-04)	2,959

MINUTES AVERAGE

1. Byron Davis (2006-08)	34.1
2. Kendrick Perry (2010-14)	34.0
3. Jerome Sims (1991-93)	32.8
4. Keston Roberts (2005-07)	32.8
5. Quin Humphrey (2003-07)	32.4
6. Anthony Hunt (1995-98)	32.0
7. Dwayne Cohill (2021-23)	31.9
8. Derrick Simmon (1994-95)	31.6
9. DeAndre Mays (2008-10)	31.6
10. Blake Allen (2010-13)	31.4
11. Art McCullough (1981-83)	31.1
11. Tim Jackson (1987-91)	31.1
11. Cameron Morse (2014-17)	31.1
14. Naz Bohannon (2017-21)	30.7
14. Tevin Olison (2021-22)	30.7

DIVISION I SEASON RECORDS

TOTAL POINTS

1. Cameron Morse (2016-17)	711
2. Kendrick Perry (2013-14)	682
3. Tilman Bevely (1986-87)	662
4. Dwayne Cohill (2022-23)	611
5. Cameron Morse (2015-16)	608
6. Reggie Kemp (1990-91)	590
7. Quin Humphrey (2006-07)	584
8. Reggie Kemp (1989-90)	564
9. Darius Quisenberry (2019-20)	549
10. Quin Humphrey (2005-06)	538
11. Kendrick Perry (2011-12)	521
12. Kendrick Perry (2012-13)	519
13. Dwayne Cohill (2021-22)	508
14. Keston Roberts (2006-07)	504
15. Marcus Keene (2014-15)	499

SCORING AVERAGE (MIN. 20 GAMES)

1. Tilman Bevely (1986-87)	23.6
2. Cameron Morse (2016-17)	22.9
3. Kendrick Perry (2013-14)	21.3
4. Reggie Kemp (1990-91)	21.1
5. Cameron Morse (2015-16)	20.3
6. Reggie Kemp (1989-90)	20.1
7. Quin Humphrey (2005-06)	19.2
8. Quin Humphrey (2006-07)	18.8
9. Dwayne Cohill (2022-23)	18.0
10. Art McCullough (1981-82)	17.3
11. Kendrick Perry (2012-13)	17.3
12. Reggie Kemp (1992-93)	17.2
13. Kendrick Perry (2011-12)	16.8
14. Darius Quisenberry (2019-20)	16.6
15. Naz Bohannon (2020-21)	16.5

FIELD GOALS MADE

1. Cameron Morse (2016-17)	260
2. Tilman Bevely (1986-87)	257
3. Reggie Kemp (1990-91)	234
4. Kendrick Perry (2013-14)	215
5. Dwayne Cohill (2022-23)	212
6. Reggie Kemp (1989-90)	211
7. Cameron Morse (2015-16)	201
8. Keston Roberts (2006-07)	193
9. Quin Humphrey (2005-06)	189
9. Quin Humphrey (2006-07)	189
11. Malek Green (2022-23)	186
11. Darius Quisenberry (2019-20)	186
11. John Keshock (1984-85)	186
14. Adrian Nelson (2022-23)	181
14. Bobby Hain (2014-15)	181

FIELD GOALS ATTEMPTED

1. Cameron Morse (2016-17)	627
2. Tilman Bevely (1986-87)	546
3. Reggie Kemp (1990-91)	478
4. Cameron Morse (2017-18)	466
5. Keston Roberts (2006-07)	453
6. Darius Quisenberry (2019-20)	441
7. Quin Humphrey (2006-07)	436
8. Cameron Morse (2015-16)	427
9. Kendrick Perry (2013-14)	425
10. Dwayne Cohill (2022-23)	419
11. Reggie Kemp (1989-90)	402
12. Garry Robbins (1985-86)	398
13. Byron Davis (2007-08)	388
14. Tilman Bevely (1987-88)	387
15. Blake Allen (2012-13)	385

FIELD GOAL PCT. (MIN. 60 MADE)

1. Tyree Robinson (97-156) (2017-18)	.622
2. Shawn Amiker (66-108) (2013-14)	.611
3. TeJay Anderson (87-143) (2000-01)	.608

4. Art McCullough (70-118) (1982-83)	.593
5. Devin Haygood (88-150) (2016-17)	.587
6. John Keshock (186-322) (1984-85)	.578
7. Bob Fick (144-250) (1990-91)	.576
8. TeJay Anderson (69-120) (2001-02)	.575
9. Dave Brown (64-113) (1997-98)	.566
10. Jordan Kaufman (130-230) (2016-17)	.565
11. Tim Jackson (167-296) (1990-91)	.564
12. Jack Liles (90-162) (2006-07)	.556
13. Jack Liles (117-214) (2007-08)	.547
14. Devin Haygood (90-166) (2017-18)	.542
15. Ray Robinson (151-280) (1983-84)	.539

3-POINT FIELD GOALS MADE

1. Blake Allen (2011-13)	94
2. Craig Haese (2000-01)	92
3. Blake Allen (2011-12)	91
3. Marcus Keene (2014-15)	91
5. Matt Donlan (2015-16)	82
6. Cameron Morse (2017-18)	79
7. Brandon Rush (2022-23)	77
8. Cameron Morse (2016-17)	76
9. Brandon Rush (2023-24)	74
10. Ryan Weber (2013-14)	68
11. Tevin Olison (2021-22)	67
11. Matt Donlan (2016-17)	67
13. Quin Humphrey (2006-07)	65
14. Cameron Morse (2015-16)	64
15. Kendrick Perry (2013-14)	62

3-POINT FIELD GOALS ATTEMPTED

1. Blake Allen (2012-13)	261
2. Cameron Morse (2016-17)	238
3. Cameron Morse (2017-18)	237
4. Brandon Rush (2023-24)	230
5. Craig Haese (2000-01)	218
6. Marcus Keene (2014-15)	217
7. Blake Allen (2011-12)	212
8. Brandon Rush (2022-23)	203
9. Kamren Belin (2013-14)	188
10. Devin Morgan	185

11. Tevin Olison (2021-22)	183
12. Matt Donlan (2015-16)	177
13. Matt Donlan (2016-17)	176
14. David Henderson (1995-96)	174
14. Kendrick Perry (2013-14)	174

3-POINT FG PCT. (MIN. 20 MADE)


1. Matt Donlan (2015-16)	.463 (82-177)
2. John Robinson (1986-87)	.447 (42-94)
3. Andre Smith (1993-94)	.444 (40-90)
4. Andrew Hannan (1998-99)	.443 (27-61)
5. Anthony Hunt (1997-98)	.439 (50-114)
6. Dwayne Cohill (2022-23)	.431 (53-123)
6. Marc Vassar (1990-91)	.431 (22-51)
8. Tilman Bevely (1986-87)	.430 (61-142)
9. Blake Allen (2011-12)	.429 (91-212)
10. Osandai Vaughn (2014-15)	.426 (20-47)
11. Bruce Alexander (1982-83)	.423 (22-52)
12. Craig Haese (2000-01)	.422 (92-218)
13. Anthony Hunt (1996-97)	.421 (40-95)
14. DuShawn Brooks (2011-12)	.420 (50-119)
15. Doug Underwood (2001-04)	.419 (52-124)
15. Marcus Keene (2014-15)	.419 (91-217)

FREE THROWS MADE

1. Kendrick Perry (2013-14)	190
2. Kendrick Perry (2012-13)	153
3. Jerome Sims (1991-92)	145
4. Cameron Morse (2015-16)	142
4. Reggie Kemp (1989-90)	142
6. Quin Humphrey (2006-07)	141
7. Dwayne Cohill (2022-23)	134
8. Dwayne Cohill (2021-22)	132
9. Darius Quisenberry (2019-20)	126
10. Reggie Kemp (1990-91)	121
11. Adam Baumann (2003-04)	117
12. Cameron Morse (2016-17)	115
13. Kendrick Perry (2011-12)	113
14. DeAndre Mays (2009-10)	112
15. Art McCullough (1981-82)	110
15. Quin Humphrey (2005-06)	110



Matt Donlan set the Division I single-season 3-point percentage record at .463 in 2015-16



Brandon Rush is one of three players to make more than 70 3s in multiple seasons.

DIVISION I SEASON RECORDS



Kendrick Perry set 10 career and single-season Youngstown State Division I records between 2010-2014.

15. Anthony Hunt (1997-98) 110

FREE THROWS ATTEMPTED

1. Kendrick Perry (2013-14)	258
2. Jerome Sims (1991-92)	232
3. Garry Robbins (1985-86)	214
4. Reggie Kemp (1989-90)	204
5. Reggie Kemp (1990-91)	183
6. Quin Humphrey (2006-07)	182
7. Kendrick Perry (2012-13)	181
8. Cameron Morse (2015-16)	175
9. Desmond Harrison (2000-01)	168
10. Kendrick Perry (2011-12)	160
11. Darius Quisenberry (2019-20)	159
12. Dwayne Cohill (2021-22)	158
13. Cameron Morse (2016-17)	156
13. Adam Baumann (2003-04)	156
15. Dwayne Cohill (2022-23)	155
15. Reggie Kemp (1992-93)	155

FREE THROW PCT. (MIN. 50 MADE)

1. Craig Haese (2000-01)	.939 (62-66)
2. Bruce Timko (1984-85)	.907 (78-86)
3. Bryce McBride (2022-23)	.880 (88-100)
4. Raphael Cruz (2001-02)	.864 (51-59)
5. Ryan Weber (2013-14)	.859 (55-64)
5. Mike Alcorn (1991-92)	.859 (79-92)
7. Craig Haese (1999-00)	.851 (57-67)
8. Dwayne Cohill (2022-23)	.850 (134-155)
9. Verdell Rawls (1992-93)	.849 (62-73)
10. Kendrick Perry (2012-13)	.845 (153-181)
11. DJ Burns (2023-24)	.840 (89-106)
12. Raphael Cruz (2000-01)	.838 (98-117)
13. Anthony Hunt (1996-97)	.837 (82-98)
14. Dwayne Cohill (2021-22)	.835 (132-158)
15. Doug Underwood (2003-04)	.831 (74-89)

REBOUNDS

1. DJ Burns (2023-24)	353
2. Jerome Sims (1991-92)	327


3. Adrian Nelson (2022-23)	318
4. Tim Jackson (1989-90)	289
5. Naz Bohannon (2019-20)	284
6. Michael Akuchie (2021-22)	264
7. Naz Bohannon (2017-18)	259
8. Tim Jackson (1990-91)	256
9. Shane Johnson (1988-89)	254
10. Bobby Hain (2013-14)	247
11. Malek Green (2022-23)	245
12. Naz Bohannon (2018-19)	242
13. Bobby Hain (2014-15)	238
14. Quin Humphrey (2005-06)	233
15. Damian Eargle (2011-12)	231
15. Ricky Tunstall (1983-84)	231

REBOUNDING AVG. (MIN. 20 GAMES)

1. Jerome Sims (1991-92)	11.7
2. DJ Burns (2023-24)	11.0
3. Tim Jackson (1989-90)	10.3
4. Adrian Nelson (2022-23)	9.4
5. Jerome Sims (1992-93)	9.2
6. Tim Jackson (1990-91)	9.1
6. Shane Johnson (1988-89)	9.1
8. Naz Bohannon (2019-20)	8.6
9. Michael Akuchie (2020-21)	8.3
9. Naz Bohannon (2018-19)	8.3
9. Quin Humphrey (2005-06)	8.3
12. Naz Bohannon (2020-21)	8.2
12. Marcus Culbreath (1995-96)	8.2
14. Reggie Kemp (1989-90)	8.1
14. Naz Bohannon (2017-18)	8.1

ASSISTS

1. Bruce Timko (1985-86)	169
2. Dwayne Cohill (2022-23)	164
3. Ryan Patton (2000-01)	163
4. Francisco Santiago (2016-17)	158
5. Bruce Timko (1983-84)	155
6. DJ Cole (2014-15)	150
7. Derrick Harris (2005-06)	147
8. Marlon Williamson (2002-03)	144



Craig Haese set the Division I single-season free-throw percentage record of .939 2000-01.



Adrian Nelson became the second player in YSU's Division I era with more than 300 rebounds.

9. DJ Cole (2013-14)	143
10. Ryan Patton (2001-02)	141
11. Kendrick Perry (2013-14)	140
12. Francisco Santiago (2015-16)	139
12. Anthony Hunt (1997-98)	139
14. Darius Quisenberry (2019-20)	138
15. Bruce Timko (1984-85)	136

ASSISTS AVERAGE (MIN. 20 GAMES)

1. Bruce Timko (1985-86)	6.0
2. Ryan Patton (2000-01)	5.6
3. Bruce Timko (1983-84)	5.3
4. Derrick Harris (2005-06)	5.3
5. Ryan Patton (2001-02)	5.0
6. Marlon Williamson (2002-03)	5.0
7. Dwayne Cohill (2022-23)	4.8
8. Anthony Hunt (1997-98)	4.8
9. DJ Cole (2014-15)	4.7
9. Lacey Jones (1990-91)	4.7
11. Francisco Santiago (2016-17)	4.6
11. DJ Cole (2013-14)	4.6
13. Bruce Timko (1984-85)	4.5
14. Kendrick Perry (2013-14)	4.4
15. Francisco Santiago (2015-16)	4.3
15. Albert Crockett (1999-00)	4.3

BLOCKED SHOTS

1. Ricky Tunstall (1982-83)	138
2. Damian Eargle (2011-12)	116
3. Damian Eargle (2012-13)	102
4. Damian Eargle (2010-11)	91
5. Ricky Tunstall (1983-84)	83
6. Gabe Dynes (2023-24)	61
7. Dave Brown (1999-00)	44
8. Dave Brown (1997-98)	39
9. Devin Haygood (2017-18)	37
10. Jack Liles (2008-09)	36
10. Jack Liles (2006-07)	36
12. Devin Haygood	35
13. Shane Johnson (1988-89)	33

DIVISION I SEASON RECORDS



DJ Burns set the Division I rebound record with 353 in 2023-24.

14. Olamide Pedersen (2018-19)	30
14. TeJay Anderson (2003-04)	30

BLOCKS AVG. (MIN. 20 GAMES)

1. Ricky Tunstall (1982-83)	5.1
2. Damian Eargle (2011-12)	3.7
3. Damian Eargle (2012-13)	3.2
4. Damian Eargle (2010-11)	3.0
5. Ricky Tunstall (1983-84)	2.9
6. Gabe Bynes (2023-24)	2.3
7. Dave Brown (1999-00)	1.6
8. Dave Brown (1997-98)	1.3
9. Devin Haygood (2017-18)	1.2
10. Jack Liles (2008-09)	1.2
10. Shane Johnson (1988-89)	1.2
10. Jack Liles (2006-07)	1.2
13. TeJay Anderson (2003-04)	1.1
13. TeJay Anderson (2001-02)	1.1
15. Olamide Pedersen (2018-19)	1.0
15. Devin Haygood (2016-17)	1.0
15. Tyree Robinson (2017-18)	1.0

STEALS

1. Kendrick Perry (2013-14)	76
2. Kendrick Perry (2011-12)	74
3. Marlon Williamson (2002-03)	64
4. Kendrick Perry (2012-13)	56
5. Reggie Kemp (1989-90)	55
6. Braun Hartfield (2017-18)	54
7. DJ Cole (2014-15)	51
8. Adrian Nelson (2022-23)	50
8. Reggie Kemp (1990-91)	50
10. Francisco Santiago (2016-17)	49
1. Darius Quisenberry (2019-20)	48
12. Dwayne Cohill (2022-23)	47
13. Cameron Morse (2015-16)	46
13. Kevin Cherry (1983-84)	46
13. Bruce Timko (1985-86)	46

STEALS AVERAGE (MIN. 20 GAMES)

1. Kendrick Perry (2011-12)	2.4
2. Kendrick Perry (2013-14)	2.4
3. Marlon Williamson (2002-03)	2.2
4. Reggie Kemp (1989-90)	2.0
5. Kendrick Perry (2012-13)	1.9
6. Reggie Kemp (1990-91)	1.8
7. Braun Hartfield (2017-18)	1.7
8. DJ Cole (2014-15)	1.6
8. Bruce Timko (1985-86)	1.6
8. Lacey Jones (1991-92)	1.6
8. John Robinson (1986-87)	1.6
8. Reggie Kemp (1992-93)	1.6
8. Elmer Brown (1999-00)	1.6
8. Kevin Cherry (1983-84)	1.6
8. Antoine Woods (1993-94)	1.6
8. Rob Carter (1981-82)	1.6
8. Anthony Hunt (1996-97)	1.6

GAMES PLAYED

1. Dwayne Cohill (2022-23)	34
1. Malek Green (2022-23)	34
1. Myles Hunter (2022-23)	34
1. John Lovelace, Jr. (2022-23)	34
1. Bryce McBride (2022-23)	34
1. Adrian Nelson (2022-23)	34
1. Brandon Rush (2022-23)	34
1. Michael Akuchie (2021-22)	34
1. Dwayne Cohill (2021-22)	34
1. Tevin Olison (2021-22)	34
1. Braun Hartfield (2016-17)	34
1. Jordan Kaufman (2016-17)	34
1. Francisco Santiago (2016-17)	34
1. Kamren Belin (2012-13)	34
1. Blake Allen (2012-13)	34
1. DJ Cole (2012-13)	34
1. Devin Haygood (2016-17)	34
1. Matt Donlan (2016-17)	34

GAMES STARTED

1. Adrian Nelson (2022-23)	34
----------------------------	----



Malek Green is one of 18 players to play in a school record 34 games in a season.

1. Malek Green (2022-23)	34
1. Michael Akuchie (2021-22)	34
1. Tevin Olison (2021-22)	34
1. Dwayne Cohill (2021-22)	34
1. Blake Allen (2012-13)	34
7. Dwayne Cohill (2022-23)	33
8. Shemar Rathan-Mayes (2021-22)	33
8. Naz Bohannon (2019-20)	33
10. 12 Players	32

MINUTES

1. Blake Allen (2012-13)	1,188
2. Kendrick Perry (2013-14)	1,168
3. Dwayne Cohill (2022-23)	1,157
4. Francisco Santiago (2016-17)	1,131
5. Cameron Morse (2016-17)	1,123
6. Marcus Keene (2014-15)	1,117
7. Matt Donlan (2015-16)	1,109
8. Quin Humphrey (2006-07)	1,105
9. Adrian Nelson (2022-23)	1,094
10. Kendrick Perry (2011-12)	1,079
11. Byron Davis (2007-08)	1,063
12. Kendrick Perry (2012-13)	1,061
13. Blake Allen (2011-12)	1,060
14. Naz Bohannon (2019-20)	1,058
15. Michael Akuchie (2021-22)	1,056

MINUTES AVG.

1. Tilman Bevely (1986-87)	37.6
2. Art McCullough (1981-82)	37.3
3. Quin Humphrey (2005-06)	36.9
4. Kendrick Perry (2013-14)	36.5
4. Derrick Harris (2005-06)	36.5
6. Cameron Morse (2016-17)	36.2
7. Ryan Patton (2000-01)	35.8
8. Quin Humphrey (2006-07)	35.6
9. Quin Humphrey (2004-05)	35.6
10. Byron Davis (2007-08)	35.4
11. Kendrick Perry (2012-13)	35.4
12. Tim Jackson (1989-90)	35.1
13. Jonathon Mends (2004-05)	35.0
14. Marcus Keene (2014-15)	34.9
15. Blake Allen (2012-13)	34.9



Gabe Dynes set the YSU freshman record with 61 blocks in 2023-24.

ANNUAL STAT LEADERS

Points

1946-47	Charles Bush, 297
1947-48	Charles Bush, 267
1948-49	Steve Gergely, 308
1949-50	Steve Gergely, 288
1950-51	Mike Magula, 381
1951-52	Mike Magula, 505
1952-53	Tony Knott, 305
1953-54	Tony Knott, 551
1954-55	Tony Knott, 657
1955-56	Tony Knott, 705
1956-57	Herb Lake, 549
1957-58	Herb Lake, 402
1958-59	Mickey Yugovich, 495
1959-60	Mickey Yugovich, 529
1960-61	Howard McElroy, 436
1961-62	Ron Allen, 347
1962-63	Ron Allen, 412
1963-64	Fred Jones, 443
1964-65	David Culliver, 470
1965-66	David Culliver, 508
1966-67	John McElroy, 537
1967-68	John McElroy, 482
1968-69	John McElroy, 729
1969-70	Bill Johnson, 582
1970-71	Bill Johnson, 474
1971-72	Bill Johnson, 522
1972-73	Billy Wells, 270
1973-74	Anthony Mitchell, 453
1974-75	Jeff Covington, 543
1975-76	Jeff Covington, 542
1976-77	Jeff Covington, 633
1977-78	Jeff Covington, 660
1978-79	Dave Zeigler, 623
1979-80	Dave Zeigler, 665
1980-81	Bruce Alexander, 450
1981-82	Art McCullough, 450
1982-83	Ricky Tunstall, 299
1983-84	Ray Robinson, 359
1984-85	John Keshock, 455
1985-86	Garry Robinson, 413
1986-87	Tilman Bevely, 662
1987-88	Tilman Bevely, 414
1988-89	Shane Johnson, 381
1989-90	Reggie Kemp, 564
1990-91	Reggie Kemp, 590
1991-92	Mike Alcorn, 392
1992-93	Reggie Kemp, 413
1993-94	Andre Smith, 371
1994-95	Andre Smith, 441
1995-96	Marcus Culbreth, 348
1996-97	Anthony Hunt, 332
1997-98	Anthony Hunt, 418
1998-99	DeVon Lewis, 274
1999-00	Desmond Harrison, 337
2000-01	Craig Haese, 410
2001-02	Ryan Patton, 409
2002-03	Doug Underwood, 426
2003-04	Doug Underwood, 342
2004-05	Quin Humphrey, 402
2005-06	Quin Humphrey, 538

2006-07	Quin Humphrey, 584
2007-08	Byron Davis, 465
2008-09	Kelvin Bright, 343
2009-10	DeAndre Mays, 427
2010-11	Vytas Sulskis, 392
2011-12	Kendrick Perry, 521
2012-13	Kendrick Perry, 519
2013-14	Kendrick Perry, 682
2014-15	Marcus Keene, 499
2015-16	Cameron Morse, 608
2016-17	Cameron Morse, 711
2017-18	Cameron Morse, 492
2018-19	Darius Quisenberry, 441
2019-20	Darius Quisenberry, 549
2020-21	Naz Bohannon, 412
2021-22	Dwayne Cohill, 508
2022-23	Dwayne Cohill, 611
2023-24	Ziggy Reid, 448

Rebounds

1955-56	Herb Lake, 356
1956-57	Herb Lake, 555
1957-58	Herb Lake, 402
1958-59	Mickey Yugovich, 495
1959-60	Mickey Yugovich, 529
1960-61	Charles Day, 349
1961-62	Ron Allen, 350
1962-63	Ron Allen, 380
1963-64	David Culliver, 241
1964-65	David Culliver, 270
1965-66	Joe LaVolpa, 247
1966-67	Charles Rowan, 269
1967-68	Frank Fitz, 323
1968-69	Will Teague, 294
1969-70	Will Teague, 281
1970-71	Ron Smith, 238
1971-72	Billy Wells, 250
1972-73	Billy Wells, 242
1973-74	Gary Anderson, 233
1974-75	Jeff Covington, 311
1975-76	Jeff Covington, 342
1976-77	Jeff Covington, 366
1977-78	Jeff Covington, 362
1978-79	Mitchell Atwood, 177
1979-80	Mitchell Atwood, 196
1980-81	Chris Tucker, 173
1981-82	Troy Williams, 132
1982-83	Ricky Tunstall, 181
1983-84	Ricky Tunstall, 231
1984-85	John Keshock, 209
1985-86	Robert Johnson, 165
1986-87	Tilman Bevely, 194
1987-88	Tim Jackson, 165
1988-89	Shane Johnson, 254
1989-90	Tim Jackson, 289
1990-91	Tim Jackson, 256
1991-92	Jerome Sims, 327
1992-93	Jerome Sims, 194
1993-94	Derick Simmons, 153
1994-95	Derick Simmons, 220
1995-96	Marcus Culbreth, 213
1996-97	Marcus Culbreth, 163
1997-98	David Brown, 214
1998-99	David Brown, 194
1999-00	Desmond Harrison, 173
2000-01	Desmond Harrison, 204
2001-02	Jimmy Moore, 127
2002-03	Adam Baumann, 224
2003-04	Adam Baumann, 195
2004-05	Quin Humphrey, 150
2005-06	Quin Humphrey, 233
2006-07	Quin Humphrey, 221
2007-08	John Barber, 210
2008-09	Sirlester Martin, 220
2009-10	Sirlester Martin, 153
2010-11	Damian Eargle, 181
2011-12	Damian Eargle, 231
2012-13	Damian Eargle, 210
2013-14	Bobby Hain, 247
2014-15	Bobby Hain, 238
2015-16	Jordan Kaufman, 149

2016-17	Jordan Kaufman, 219
2017-18	Naz Bohannon, 259
2018-19	Naz Bohannon, 242
2019-20	Naz Bohannon, 259
2020-21	Michael Akuchie, 224
2021-22	Michael Akuchie, 264
2022-23	Adrian Nelson, 318
2023-24	DJ Burns, 353

Field Goals Made

1946-47	Charles Bush, 117
1947-48	Charles Bush, 100
1948-49	Steve Gergely, 116
1949-50	Steve Gergely, 106
1950-51	Mike Magula, 145
1951-52	Mike Magula, 186
1952-53	Tony Knott, 110
1953-54	Tony Knott, 198
1954-55	Tony Knott, 229
1955-56	Tony Knott, 243
1956-57	Herb Lake, 225
1957-58	Herb Lake, 151
1958-59	Mickey Yugovich, 210
1959-60	Mickey Yugovich, 234
1960-61	Howard McElroy, 170
1961-62	Ron Allen, 150
1962-63	Ron Allen, 168
1963-64	Fred Jones, 189
1964-65	David Culliver, 188
1965-66	David Culliver, 207
1966-67	John McElroy, 233
1967-68	John McElroy, 214
1968-69	John McElroy, 310
1969-70	Billy Johnson, 238
1970-71	Billy Johnson, 200
1971-72	Billy Johnson, 212
1972-73	Billy Wells, 107
1973-74	Anthony Mitchell, 201
1974-75	Jeff Covington, 220
1975-76	Jeff Covington, 222
1976-77	Jeff Covington, 247
1977-78	Jeff Covington, 249
1978-79	Dave Zeigler, 262
1979-80	Dave Zeigler, 284
1980-81	Bruce Alexander, 179
1981-82	Art McCullough, 170
1982-83	Ricky Tunstall, 128
1983-84	Ray Robinson, 151
1984-85	John Keshock, 186
1985-86	Garry Robinson, 166
1986-87	Tilman Bevely, 257
1987-88	Tilman Bevely, 161
1988-89	Shane Johnson, 162
1989-90	Reggie Kemp, 211
1990-91	Reggie Kemp, 234
1991-92	Mike Alcorn, 127
1992-93	Reggie Kemp, 151
1993-94	Andre Smith, 140
1994-95	Andre Smith, 160
1995-96	Marcus Culbreth, 140
1996-97	Anthony Hunt, 105
1997-98	Willie Spellman, 137
1998-99	DeVon Lewis, 110
1999-00	Desmond Harrison, 143
2000-01	Craig Haese, 127
2001-02	Ryan Patton, 131
2002-03	Doug Underwood, 156
2003-04	Adam Baumann, 112
2004-05	Quin Humphrey, 147
2005-06	Quin Humphrey, 189
2006-07	Quin Humphrey, 189
2007-08	Byron Davis, 175
2008-09	Sirlester Martin, 120
2009-10	DeAndre Mays, 136
2010-11	Damian Eargle, 144
2011-12	Kendrick Perry, 177
2012-13	Kendrick Perry, 158
2013-14	Kendrick Perry, 215
2014-15	Bobby Hain, 181
2015-16	Cameron Morse, 201

Field Goal Attempts

1955-56	Tony Knott, 571
1956-57	Herb Lake, 505
1957-58	Mickey Yugovich, 393
1958-59	Jim Gordon, 473
1959-60	Mickey Yugovich, 549
1960-61	Howard McElroy, 380
1961-62	Ron Allen, 363
1962-63	Ron Allen, 393
1963-64	Fred Jones, 346
1964-65	David Culliver, 470
1965-66	David Culliver, 504
1966-67	John McElroy, 483
1967-68	John McElroy, 508
1968-69	John McElroy, 732
1969-70	Bill Johnson, 549
1970-71	Bill Johnson, 494
1971-72	Bill Johnson, 517
1972-73	Billy Wells, 257
1973-74	Anthony Mitchell, 512
1974-75	Jeff Covington, 419
1975-76	Jeff Covington, 407
1976-77	Jeff Covington, 411
1977-78	Jeff Covington, 452
1978-79	Dave Zeigler, 507
1979-80	Dave Zeigler, 506
1980-81	Bruce Alexander, 409
1981-82	Art McCullough, 361
1982-83	Ricky Tunstall, 289
1983-84	Ricky Tunstall, 286
1984-85	John Keshock, 322
1985-86	Garry Robinson, 398
1986-87	Tilman Bevely, 546
1987-88	Tilman Bevely, 387
1988-89	Kevin Haddock, 349
1989-90	Reggie Kemp, 402
1990-91	Reggie Kemp, 478
1991-92	Mike Alcorn, 277
1992-93	Reggie Kemp, 341
1993-94	Andre Smith, 305
1994-95	Andre Smith, 375
1995-96	Marcus Culbreth, 283
1996-97	Willie Spellman, 251
1997-98	Willie Spellman, 318
1998-99	DeVon Lewis, 273
1999-00	Desmond Harrison, 302
2000-01	Craig Haese, 293
2001-02	Ryan Patton, 333
2002-03	Doug Underwood, 369
2003-04	Doug Underwood, 271
2004-05	Quin Humphrey, 331
2005-06	Quin Humphrey, 381
2006-07	Quin Humphrey, 436
2007-08	Byron Davis, 388
2008-09	DeAndre Mays, 302
2009-10	DeAndre Mays, 384
2010-11	Damian Eargle, 279
2011-12	Kendrick Perry, 367
2012-13	Blake Allen, 385
2013-14	Kendrick Perry, 425
2014-15	Marcus Keene, 372
2015-16	Cameron Morse, 427
2016-17	Cameron Morse, 627
2017-18	Cameron Morse, 466
2018-19	Darius Quisenberry, 346
2019-20	Darius Quisenberry, 441
2020-21	Naz Bohannon, 327
2021-22	Dwayne Cohill, 376
2022-23	Dwayne Cohill, 419
2023-24	Ziggy Reid, 338



Mike Magula led Youngstown in scoring twice in the 1950's.



ANNUAL STAT LEADERS

3-Point FG Made

1982-83	Bruce Alexander, 22
1986-87	Tilman Bevely, 61
1987-88	Tilman Bevely, 23
1988-89	Todd Lark, 26
1989-90	Todd Lark, 31
1990-91	Mike Alcorn, 31
1991-92	Mike Alcorn, 59
1992-93	Mike Alcorn, 31
1993-94	Mike Alcorn, 45
1994-95	Hank Raber, 61
1995-96	David Henderson, 59
1996-97	David Henderson, 44
1997-98	Willie Spellman, 51
1998-99	Elmer Brown, 58
1999-00	Elmer Brown, 48
2000-01	Craig Haese, 92
2001-02	Ryan Patton, 57
2002-03	Doug Underwood, 52
2003-04	Doug Underwood, 54
2004-05	Quin Humphrey, 39
2005-06	Quin Humphrey, 50
2006-07	Quin Humphrey, 65
2007-08	Vytas Sulskis, 46
2008-09	Vytas Sulskis, 39
2009-10	DeAndre Mays, 43
2010-11	Ashen Ward, 50
2011-12	Blake Allen, 91
2012-13	Blake Allen, 94
2013-14	Ryan Weber, 68
2014-15	Marcus Keene, 91
2015-16	Matt Donlan, 82
2016-17	Cameron Morse, 76
2017-18	Cameron Morse, 79
2018-19	Devin Morgan, 60
2019-20	Darius Quisenberry, 51
2020-21	Shemar Rathan-Mayes, 40
2021-22	Tevin Olison, 67
2022-23	Brandon Rush, 77
2023-24	Brandon Rush, 74

3-PT FG Attempts

1982-83	Jay McHugh, 54
1986-87	Tilman Bevely, 142
1987-88	Tilman Bevely, 56
1988-89	Todd Lark, 65
1989-90	Todd Lark, 84
1990-91	Mike Alcorn, 80
1991-92	Mike Alcorn, 144
1992-93	Mike Alcorn, 86
1993-94	Mike Alcorn, 111
1994-95	Hank Raber, 167
1995-96	David Henderson, 174
1996-97	David Henderson, 125
1997-98	Willie Spellman, 138
1998-99	Elmer Brown, 147
1999-00	Craig Haese, 139
2000-01	Craig Haese, 218
2001-02	Ryan Patton, 155
2002-03	Doug Underwood, 124
2003-04	Doug Underwood, 142
2004-05	Quin Humphrey, 113
2005-06	Keston Roberts, 148
2006-07	Quin Humphrey, 172
2007-08	Byron Davis, 136
2008-09	Vytas Sulskis, 121
2009-10	DeAndre Mays, 125
2010-11	Ashen Ward, 153
2011-12	Blake Allen, 212
2012-13	Blake Allen, 261
2013-14	Kamren Belin, 188
2014-15	Marcus Keene, 217
2015-16	Matt Donlan, 177
2016-17	Cameron Morse, 238
2017-18	Cameron Morse, 237
2018-19	Devin Morgan, 185
2019-20	Darius Quisenberry, 164
2020-21	Shemar Rathan-Mayes, 118
2021-22	Tevin Olison, 183
2022-23	Brandon Rush, 203

2023-24 Brandon Rush, 230

Free Throws Made

1946-47	Charles Bush, 63
1947-48	Jack Christein, 70
1948-49	Steve Gergely, 76
1949-50	Steve Gergely, 76
1950-51	Mike Magula, 91
1951-52	Mike Magula, 114
1952-53	Tony Knott, 100
1953-54	Tony Knott, 155
1954-55	Tony Knott, 199
1955-56	Tony Knott, 199
1956-57	Mickey Yugovich, 107
1957-58	Herb Lake, 100
1958-59	Jim Cramer, 109
1959-60	Howard McElroy, 80
1960-61	Howard McElroy, 96
1961-62	Tony Pero, 56
1962-63	Ron Allen, 76
1963-64	David Culliver, 88
1964-65	David Culliver, 94
1965-66	David Culliver, 94
1966-67	Joe Nigro, 114
1967-68	Joe Nigro, 100
1968-69	John McElroy, 109
1969-70	Billy Johnson, 106
1970-71	Billy Johnson, 74
1971-72	Billy Johnson, 98
1972-73	Billy Wells, 56
1973-74	Phil Gaston, 92
1974-75	Phil Gaston, 119
1975-76	Jeff Covington, 98
1976-77	Jeff Covington, 139
1977-78	Jeff Covington, 162
1978-79	Dave Zeigler, 99
1979-80	Dave Zeigler, 101
1980-81	Bruce Alexander, 92
1981-82	Art McCullough, 110
1982-83	Troy Williams, 53
1983-84	Bruce Timko, 101
1984-85	John Keshock, 83
1985-86	Garry Robinson, 81
1986-87	Tilman Bevely, 87
1987-88	Tim Jackson, 86
1988-89	Shane Johnson, 57
1989-90	Reggie Kemp, 142
1990-91	Reggie Kemp, 121
1991-92	Jerome Sims, 145
1992-93	Reggie Kemp, 106
1993-94	Antoine Woods, 62
1994-95	Andre Smith, 79
1995-96	Marcus Culbreth, 67
1997-98	Anthony Hunt, 110
1998-99	Desmond Harrison, 58
1999-00	Ryan Patton, 68
2000-01	Rafael Cruz, 98
2001-02	Ryan Patton, 90
2002-03	Adam Baumann, 101
2003-04	Adam Baumann, 117
2004-05	Brian Radakovich, 84
2005-06	Quin Humphrey, 110
2006-07	Quin Humphrey, 141
2007-08	Byron Davis, 71
2008-09	Kelvin Bright, 86
2009-10	DeAndre Mays, 112
2010-11	Vytas Sulskis, 105
2011-12	Kendrick Perry, 113
2012-13	Kendrick Perry, 153
2013-14	Kendrick Perry, 190
2014-15	Bobby Hain, 97
2015-16	Cameron Morse, 142
2016-17	Cameron Morse, 115
2017-18	Braun Hartfield, 79
2018-19	Darius Quisenberry, 106
2019-20	Darius Quisenberry, 126
2020-21	70, Darius Quisenberry, 70
2021-22	Dwayne Cohill, 132
2022-23	Dwayne Cohill, 134
2023-24	Ziggy Reid, 95

Free Throw Attempts

1955-56	Tony Knott, 259
1956-57	Herb Lake, 161
1957-58	Herb Lake, 146
1958-59	Jim Carter, 152
1959-60	Mickey Yugovich, 107
1960-61	Charles Day, 130
1961-62	Tony Pero, 91
1962-63	Ron Allen, 107
1963-64	David Culliver, 114
1964-65	David Culliver, 138
1965-66	David Culliver, 128
1966-67	Joe Nigro, 145
1967-68	Joe Nigro, 122
1968-69	John McElroy, 148
1969-70	Bill Johnson, 145
1970-71	Bill Johnson, 90
1971-72	Bill Johnson, 129
1972-73	Billy Wells, 96
1973-74	Phil Gaston, 118
1974-75	Phil Gaston, 154
1975-76	Jeff Covington, 215
1976-77	Jeff Covington, 196
1977-78	Jeff Covington, 215
1978-79	Dave Zeigler, 124
1979-80	Dave Zeigler, 120
1980-81	Richard Russell, 103
1981-82	Art McCullough, 137
1982-83	Troy Williams, 74
1983-84	Bruce Timko, 127
1984-85	John Keshock, 117
1985-86	James Wilson, 131
1986-87	James Wilson, 116
1987-88	Tim Jackson, 109
1988-89	Shane Johnson, 92
1989-90	Reggie Kemp, 204
1990-91	Reggie Kemp, 183
1991-92	Jerome Sims, 232
1992-93	Reggie Kemp, 155
1993-94	Antoine Woods, 99
1994-95	Derrick Simmons, 112
1995-96	Marcus Culbreth, 116
1996-97	Willie Spellman, 246
1997-98	Anthony Hunt, 139
1998-99	Desmond Harrison, 81
1999-00	Ryan Patton, 93
2000-01	Desmond Harrison, 168
2001-02	Ryan Patton, 111
2002-03	Adam Baumann, 127
2003-04	Adam Baumann, 156
2004-05	Brian Radakovich, 145
2005-06	Quin Humphrey, 149
2006-07	Quin Humphrey, 182
2007-08	Jack Liles, 105
2008-09	Kelvin Bright, 136
2009-10	DeAndre Mays, 153
2010-11	Vytas Sulskis, 149
2011-12	Kendrick Perry, 160
2012-13	Kendrick Perry, 181
2013-14	Kendrick Perry, 258
2014-15	Bobby Hain, 137
2015-16	Cameron Morse, 175
2016-17	Cameron Morse, 156
2017-18	Braun Hartfield, 127
2018-19	Darius Quisenberry, 133
2019-20	Darius Quisenberry, 159
2020-21	Naz Bohannon, 112
2021-22	Dwayne Cohill, 158
2022-23	Dwayne Cohill, 155
2023-24	Ziggy Reid, 116

Steals

1976-77	Gerald Parks, 40
1977-78	Gerald Parks, 38
1978-79	Bruce Alexander, 41
1979-80	Bruce Alexander, 52
1980-81	Bruce Alexander, 53
1981-82	Rob Carter, 33
1982-83	Kevin Cherry, 39
1983-84	Kevin Cherry, 46
1984-85	Kevin Cherry, 41

1985-86	Bruce Timko, 46
1986-87	John Robinson, 44
1987-88	Tilman Bevely, 20
1988-89	Todd Lark/Marc Vasser, 33
1989-90	Reggie Kemp, 55
1990-91	Reggie Kemp, 50
1991-92	Lacy Jones, 36
1992-93	Reggie Kemp, 39
1993-94	Antoine Woods, 41
1994-95	Andre Smith, 36
1995-96	Matt McMurray, 39
1996-97	Anthony Hunt, 42
1997-98	Anthony Hunt, 44
1998-99	DeVon Lewis, 37
1999-00	Albert Crockett, 33
2000-01	Craig Haese, 24
2001-02	Ryan Patton, 39
2002-03	Marlon Williamson, 64
2003-04	TeJay Anderson, 43
2004-05	Quin Humphrey, 39
2005-06	Derrick Harris, 38
2006-07	Quin Humphrey, 42
2007-08	Vance Cooksey, 42
2008-09	Vytas Sulskis, 27
2009-10	Vance Cooksey, 32
2010-11	Kendrick Perry, 40
2011-12	Kendrick Perry, 74
2012-13	Kendrick Perry, 56
2013-14	Kendrick Perry, 76
2014-15	DJ Cole, 51
2015-16	Cameron Morse, 46
2016-17	Francisco Santiago, 49
2017-18	Braun Hartfield, 54
2018-19	Darius Quisenberry, 43
2019-20	Darius Quisenberry, 48
2020-21	Garrett Covington, 34
2021-22	Tevin Olison, 40
2022-23	Adrian Nelson, 50
2023-24	Brett Thompson, 36

Blocked Shots

1981-82	Troy Williams, 20
1982-83	Ricky Tunstall, 138
1983-84	Ricky Tunstall, 83
1984-85	Troy Williams, 22
1985-86	Robert Johnson, 14
1986-87	Robert Johnson, 18
1987-88	Tim Jackson, 14
1988-89	Shane Johnson, 33
1989-90	Tim Jackson, 15
1990-91	Terrell Stuart, 24
1991-92	Edgar Ward, 19
1992-93	Donnie Taylor, 22
1993-94	Derick Simmons, 20
1994-95	Matt McMurray, 15
1995-96	Marcus Culbreth, 17
1996-97	Marcus Culbreth, 10
1997-98	David Brown, 39
1998-99	David Brown, 22
1999-00	David Brown, 44
2000-01	David Brown, 29
2001-02	Brian Radakovich, 24
2002-03	TeJay Anderson, 27
2003-04	TeJay Anderson, 30
2004-05	Radakovich/Barber, 22
2005-06	Jack Liles, 19
2006-07	Jack Liles, 36
2007-08	Jack Liles, 25
2008-09	Jack Liles, 36
2009-10	Vytas Sulskis, 20
2010-11	Damian Eargle, 91
2011-12	Damian Eargle, 116
2012-13	Damian Eargle, 102
2013-14	Kamren Belin, 19
2014-15	Bobby Hain, 20
2015-16	Bryce Nickels, 17
2016-17	Devin Haygood, 35
2017-18	Devin Haygood, 37
2018-19	Olamide Pedersen, 30
2019-20	Michael Akuchie, 23
2020-21	Michael Akuchie, 16

ANNUAL STAT LEADERS

2021-22	Michael Akuchie, 25
2022-23	Adrian Nelson, 50
2023-24	Gabe Dynes, 61

Assists

1970-71	Billy Johnson, 153
1971-72	Billy Johnson, 239
1972-73	Dave Burkholder, 97
1973-74	Terry Moore, 200
1974-75	Terry Moore, 230
1975-76	Terry Moore, 189
1976-77	Terry Moore, 176
1977-78	Joe Votino, 111
1978-79	Joe Votino, 110
1979-80	Shawn Burns, 144
1980-81	Robert Carter, 88
1981-82	Robert Carter, 84
1982-83	Bruce Timko, 90
1983-84	Bruce Timko, 156
1984-85	Bruce Timko, 136
1985-86	Bruce Timko, 169
1986-87	James Gilmore, 98
1987-88	Tim McNair, 79
1988-89	Marc Vassar, 109
1989-90	Alfonzo Lurry, 90
1990-91	Lacy Jones, 132
1991-92	Lacy Jones, 82
1992-93	Marc Vassar, 77
1993-94	Andre Smith, 58
1994-95	Eric Morgan, 70
1995-96	Anthony Hunt, 81
1996-97	Anthony Hunt, 105
1997-98	Anthony Hunt, 139
1998-99	Albert Crockett, 117
1999-00	Albert Crockett, 121
2000-01	Ryan Patton, 163
2001-02	Ryan Patton, 141
2002-03	Marlon Williamson, 144
2003-04	TeJay Anderson, 63
2004-05	Jon Mends, 97
2005-06	Derrick Harris, 147
2006-07	Byron Davis, 116
2007-08	Vance Cooksey, 88
2008-09	DeAndre Mays, 105
2009-10	DeAndre Mays, 102
2010-11	Kendrick Perry, 122
2011-12	Kendrick Perry, 121
2012-13	Kendrick Perry, 122
2013-14	DJ Cole, 143
2014-15	DJ Cole, 150
2015-16	Francisco Santiago, 139
2016-17	Francisco Santiago, 158
2017-18	Cameron Morse, 124
2018-19	Darius Quisenberry, 120
2019-20	Darius Quisenberry, 138
2020-21	Shemar Rathan-Mayes, 85
2021-22	Dwayne Cohill, 88
2022-23	Dwayne Cohill, 164
2023-24	Brett Thompson, 132

Minutes Played

1981-82	Art McCullough, 37.3 (969)
1982-83	Ricky Tunstall, 25.5 (689)
1983-84	Bruce Timko, 34.3 (994)
1984-85	Bruce Timko, 31.0 (931)
1985-86	Bruce Timko, 34.1 (957)
1986-87	Tilman Bevely, 37.6 (1,052)
1987-88	Tilman Bevely, 32.1 (899)
1988-89	Tim Jackson, 29.5 (825)
1989-90	Tim Jackson, 35.1 (982)
1990-91	Reggie Kemp, 30.4 (852)
1991-92	Jerome Sims, 33.1 (928)
1992-93	Jerome Sims, 32.3 (678)
1993-94	Antoine Woods, 29.9 (778)
1994-95	Derick Simmons, 31.6 (886)
1995-96	Marcus Culbreth, 29.4 (763)
1996-97	Anthony Hunt, 33.1 (894)
1997-98	Anthony Hunt, 34.0 (986)
1998-99	DeVon Lewis, 29.0 (813)
1999-00	Craig Haese, 31.6 (854)

2000-01	Ryan Patton, 35.8 (1,038)
2001-02	Ryan Patton, 34.6 (970)
2002-03	Doug Underwood, 31.5 (914)
2003-04	TeJay Anderson, 26.1 (730)
2004-05	Quin Humphrey, 35.6 (997)
2005-06	Quin Humphrey, 36.9 (1,034)
2006-07	Quin Humphrey, 35.6 (1,105)
2007-08	Byron Davis, 35.4 (1,063)
2008-09	DeAndre Mays, 31.7 (950)
2009-10	DeAndre Mays, 31.6 (948)
2010-11	Kendrick Perry, 29.2 (876)
2011-12	Kendrick Perry, 34.8 (1079)
2012-13	Kendrick Perry, 35.4 (1061)
2013-14	Kendrick Perry, 36.5 (1168)
2014-15	Marcus Keene, 34.9 (1117)
2015-16	Matt Donlan, 34.7 (1109)
2016-17	Francisco Santiago, 33.3 (1131)
2017-18	Cameron Morse, 32.0 (1024)
2018-19	Darius Quisenberry (869)
2019-20	Naz Bohannon (1061)
2020-21	Naz Bohannon (822)
2021-22	Michael Akuchie (1056)
2022-23	Dwayne Cohill (1157)
2023-24	Brett Thompson (992)



Bryce McBride recorded 128 assists and shot 88.0 percent from the free-throw line in 2022-23.



Dwayne Cohill was led the Penguins in 18 points per game and was the first YSU player named All-Horizon League First-Team since 2019-20.

OVERTIME RESULTS

Overall Overtime Record (37-75)

Overtime (28-63)

Date	Opponent	Result
Jan. 9, 2022	Cleveland State	L, 80-86
March 2, 2021	at Oakland	L, 83-87
Feb. 6, 2021	at Robert Morris	W, 70-66
Feb. 5, 2021	at Robert Morris	W, 84-78
Jan. 30, 2020	UIC	L, 83-90
Jan. 25, 2020	Green Bay	W, 98-94
Jan. 23, 2020	Milwaukee	L, 73-75
March 2, 2019	Cleveland State	L, 80-80
Jan. 3, 2019	at Green Bay	L, 93-99
Jan. 22, 2017	at Milwaukee	L, 85-94
Jan. 14, 2017	UIC	L, 89-92
Dec. 14, 2016	Niagara	W, 101-97
Nov. 15, 2016	at Toledo	L, 98-103
Jan. 29, 2015	at Detroit	L, 87-93
Nov. 29, 2014	at Illinois State	L, 73-85
March 4, 2014	at Oakland	L, 92-96
Feb. 25, 2014	at Cleveland State	L, 69-70
Feb. 20, 2014	Milwaukee	W, 88-83
Feb. 9, 2014	at Detroit	L, 81-83
Nov. 9, 2013	vs. FIU	W, 74-72
March 23, 2013	Canisius	L, 82-84
Nov. 28, 2012	Kent State	L, 78-85
Nov. 19, 2012	vs. North Dakota State	L, 80-83
Jan. 5, 2012	Loyola	W, 68-64
Nov. 18, 2011	UC-Riverside	W, 53-49
Feb. 26, 2011	Milwaukee	L, 87-94
Feb. 5, 2011	Valparaiso	L, 78-86
Nov. 20, 2010	at Akron	L, 84-91
Feb. 4, 2010	at Loyola	L, 85-92
Jan. 31, 2009	Detroit	L, 64-68
Feb. 25, 2006	Loyola	L, 84-87
Dec. 31, 2005	at UIC	L, 84-85
Feb. 7, 2004	UW-Green Bay	L, 70-73
Jan. 21, 2004	Butler	L, 66-67
Dec. 30, 2000	at Green Bay	L, 58-66
Jan. 20, 2000	at UMKC	W, 66-61
Dec. 14, 1999	Niagara	L, 77-82
Jan. 9, 1999	at Valparaiso	L, 76-83
Dec. 19, 1998	Montana	L, 74-81
Jan. 10, 1998	at Southern Utah	L, 80-86
Jan. 13, 1997	UMKC	L, 71-73
Jan. 20, 1996	at Eastern Illinois	L, 68-74
Jan. 24, 1994	at Valparaiso	L, 84-93
Jan. 10, 1994	at Wright State	L, 73-79
Jan. 30, 1993	at Valparaiso	L, 76-85
Dec. 3, 1992	Air Force	W, 82-78
March 2, 1991	at Liberty	W, 80-77
Feb. 9, 1991	at Chicago State	L, 94-95
Jan. 23, 1991	Akron	L, 66-71
Feb. 24, 1990	at Liberty	L, 72-76
Feb. 16, 1987	Morehead State	W, 69-68
Feb. 11, 1985	Eastern Kentucky	W, 61-60
Jan. 14, 1985	at Murray State	L, 62-66
Dec. 15, 1984	South Alabama	W, 81-55
March 9, 1984	vs. Tennessee Tech	W, 63-55
Feb. 11, 1984	at Eastern Kentucky	L, 46-47
Feb. 5, 1983	Middle Tennessee State	W, 73-72
Jan. 29, 1983	Akron	L, 66-68
Jan. 21, 1983	at Eastern Kentucky	L, 78-83
Jan. 15, 1983	Austin Peay	W, 75-70
Feb. 27, 1982	Murray State	L, 66-69
Jan. 3, 1981	Bellarmine	L, 77-78

Nov. 28, 1981	Westminster	L, 66-68
Feb. 2, 1980	Western Illinois	L, 73-77
Feb. 7, 1978	at Buffalo	L, 85-87
Jan. 10, 1978	at Philadelphia Textile	L, 65-73
March 7, 1977	Randolph Macon	L, 68-71
Feb. 14, 1977	at Westminster	W, 54-53
Jan. 9, 1976	Northern Kentucky	L, 81-82
Feb. 8, 1975	at Buffalo	W, 100-98
Feb. 3, 1975	at Hillsdale	W, 88-84
Jan. 4, 1975	at Nebraska-Omaha	L, 97-100
Feb. 13, 1974	at Cleveland State	L, 93-99
Jan. 12, 1974	UW-Milwaukee	L, 70-72
Feb. 12, 1972	at Hillsdale	L, 62-64
Jan. 20, 1968	at Central State	L, 60-62
Feb. 13, 1968	at Baldwin-Wallace	L, 77-79
Feb. 4, 1967	Gannon	L, 39-41
Jan. 5, 1966	at Alliance	W, 65-59
Jan. 6, 1965	at Muskingum	W, 36-35
Jan. 25, 1964	at Buffalo	W, 66-64
Feb. 26, 1962	at Baldwin-Wallace	L, 64-66
Jan. 10, 1962	Central State	W, 72-67
Feb. 13, 1961	at Gannon	W, 84-76
Dec. 1, 1958	Kent	L, 51-53
Feb. 1, 1954	Alliance	W, 90-79
Feb. 13, 1952	Slippery Rock	W, 65-63
Jan. 24, 1952	Kent	L, 70-71
Feb. 6, 1948	at Alliance	W, 58-50
March 4, 1947	vs. Northern Arizona	L, 45-49
Feb. 8, 1936	at Fenn	L, 23-28

Double Overtime (7-6)

Dec. 1, 2022	at Northern Kentucky	L, 73-77
Feb. 24, 2018	Cleveland State	L, 94-99
Dec. 29, 2016	Milwaukee	W, 88-87
Feb. 16, 2016	UIC	W, 92-91
Jan. 20, 2001	Chicago State	W, 71-68
Dec. 22, 2000	vs. Northern Iowa	W, 79-76
Jan. 19, 1991	Northeastern Illinois	W, 105-101
Jan. 13, 1986	Eastern Kentucky	W, 75-69
Feb. 15, 1975	Cleveland State	L, 89-93
Feb. 24, 1954	at Wayne State	L, 74-77
Feb. 18, 1953	Westminster	L, 86-93
Jan. 30, 1952	Baldwin-Wallace	W, 84-82
Jan. 1, 1948	Kent	L, 68-70

Triple Overtime (2-4)

Feb. 2, 2023	Wright State	W, 91-89
Dec. 4, 2018	Central Michigan	L, 94-100
Nov. 21, 2015	at FGCU	L, 101-104
Feb. 10, 2013	UIC	L, 83-88
Jan. 25, 2001	at Western Illinois	L, 116-121
Feb. 4, 1984	at Akron	W, 74-72

Four Overtimes (0-1)

Dec. 14, 2004	Siena	L, 78-79
---------------	-------	----------

Six Overtimes (0-1)

Feb. 28, 1966	at Gannon	L, 69-71
---------------	-----------	----------



Cameron Morse averaged 28 points per game in overtime contests.



Quin Humphrey scored 33 points in an 85-84 overtime loss at UIC in 2005.

POSTSEASON RESULTS

NAIA Tournament Results

1946-47 • National Tournament

1st Round: Northern Arizona 49, Youngstown 45

1956-57 • District Tournament

1st Round: Youngstown 91, Defiance 69

Finals: Youngstown 59, Steubenville 58

1956-57 • National Tournament

1st Round: Youngstown 81, Westmont (Calif.) 75

2nd Round: Youngstown 80, Emporia State 74

Quarterfinals: SE Oklahoma 69, Youngstown 65

1957-58 • District Tournament

1st Round: Youngstown 99, Findlay 72

Championship: Youngstown 80, Wilmington 59

1957-58 • National Tournament

1st Round: Youngstown 88, Quincy (Ill.) 68

2nd Round: Youngstown 74, Platteville 63

Quarterfinals: Western Illinois 70, Youngstown

67

1958-59 • District Tournament

1st Round: Youngstown 97, Baldwin-Wallace 77

Championship: Youngstown 103, Findlay 65

1958-59 • National Tournament

1st Round: Youngstown 85, Northern State 76

2nd Round: Tennessee A&I 89, Youngstown 80

NCAA Division II Tournament Results

1960-61 • Regional Tournament

at Crawfordsville, Ind.

1st Round: Wittenberg 43, Youngstown 28

Consolation: Youngstown 96, South Carolina St. 82

1961-62 • Regional Tournament

at Akron, Ohio

1st Round: Florida A&M 74, Youngstown 60

Consolation: Youngstown 58, Gannon 52

1962-63 • Regional Tournament

at Akron, Ohio

1st Round: Wittenberg 38, Youngstown 31

Consolation: Youngstown 65, Buffalo 53

1963-64 • Regional Tournament

at Akron, Ohio

1st Round: LeMoyne (N.Y.) 64, Youngstown 53

Consolation: Youngstown 91, Ithaca 79

1965-66 • Regional Tournament

at Akron, Ohio

1st Round: Akron 70, Youngstown 63

Consolation: Youngstown 94, Randolph Macon 63

1969-70 • Mideast Regional

at Reading, Pa.

1st Round: Philadelphia Textile 79, YSU 52

Consolation: Cheyney State 94, YSU 91

1971-72 • Mideast Regional

at Akron, Ohio

1st Round: Youngstown State 81, Gannon 71

Semifinals: Youngstown State 90, Cheyney State 80

Finals: Akron 87, Youngstown State 71

1974-75 • Great Lakes Regional

at Charleston, Ill.

1st Round: St. Joseph (Ind.) 96, YSU 78

Consolation: Eastern Illinois 86, YSU 80

1976-77 • Great Lakes Regional

at Youngstown, Ohio

1st Round: Randolph-Macon 71, YSU 68

Consolation: YSU 81, Bellarmine 79

Conference Tournament Results

1984 Ohio Valley (Morehead, Ky.)

Youngstown State 63, Tennessee Tech 55

@ Morehead State 47, Youngstown State 44

1985 Ohio Valley (Murfreesboro, Tenn.)

Youngstown State 79, Morehead State 74

Youngstown State 95, Eastern Kentucky 61

@ Middle Tennessee St. 66, Youngstown State 63

1986 Ohio Valley

Tennessee Tech 71, @ Youngstown State 68

1987 Ohio Valley

@ Akron 103, Youngstown State 74

1988 Ohio Valley

@ Middle Tennessee St. 81, Youngstown State 76

1995 Mid-Continent

@ Youngstown State 90, Troy State 83

@ Valparaiso 77, Youngstown State 52

1996 Mid-Continent (Moline, Ill.)

Western Illinois 68, Youngstown State 48

1997 Mid-Continent (Moline, Ill.)

Western Illinois 66, Youngstown State 64

1998 Mid-Continent (Moline, Ill.)

Youngstown State 75, UMKC 59

Youngstown State 74, Oral Roberts 60

Valparaiso 67, Youngstown State 48

1999 Mid-Continent (Moline, Ill.)

Youngstown State 78, Southern Utah 56

Oral Roberts 72, Youngstown State 58

2000 Mid-Continent (Moline, Ill.)

Oral Roberts 67, Youngstown State 59

2001 Mid-Continent (Fort Wayne, Ind.)

Oral Roberts 73, Youngstown State 70

2002 Horizon League (Cleveland, Ohio)

Green Bay 86, Youngstown State 65

2003 Horizon League Tournament

Youngstown State 65, @ Green Bay 61

UIC 79, Youngstown State 59[^]

[^]Milwaukee, Wis.

2004 Horizon League Tournament

@ Butler 88, Youngstown State 57

2005 Horizon League Tournament

@ Loyola 78, Youngstown State 75

2006 Horizon League Tournament

@ Loyola 76, Youngstown State 61

2007 Horizon League Tournament

@ Youngstown State 82, Detroit 80

Green Bay 72, Youngstown State 55[^]

[^]Dayton, Ohio

2008 Horizon League Tournament

@ UIC 70, Youngstown State 59

2009 Horizon League Tournament

UIC 73, @ Youngstown State 68

2010 Horizon League Tournament

@ Green Bay 81, Youngstown State 67

2011 Horizon League Tournament

@ Valparaiso 80, Youngstown State 71

2012 Horizon League Tournament

@ Youngstown State 77, Green Bay 60

Detroit 93, Youngstown State 76[^]

[^]Valparaiso, Ind.

2013 Horizon League Tournament

@ Youngstown State 62, Loyola 60

Wright State 66, Youngstown State 59[^]

[^]Valparaiso, Ind.

2013 CollegInsider Tournament

Youngstown State 99, vs. Oakland 87

vs. Canisius 84, Youngstown State 82 (OT)

2014 Horizon League Tournament

@ Oakland 96, Youngstown State 92

2015 Horizon League Tournament

@ Detroit 77, Youngstown State 67

2016 Horizon League Tournament

vs. Detroit 92, Youngstown State 79

[^]Joe Louis Arena

2017 Horizon League Tournament

Youngstown State 84, vs. Cleveland State 69

Youngstown State 81, vs. Oakland 80

vs. Northern Kentucky 84, Youngstown State 74

[^]Joe Louis Arena

2018 Horizon League Tournament

vs. Cleveland State 72, Youngstown State 71

[^]Little Caesars Arena

2019 Horizon League Tournament

at Oakland 88, Youngstown State 84

2020 Horizon League Tournament

at Youngstown State 63, Milwaukee 57

vs. UIC 67, Youngstown State 61

[^]Gentile Arena at Loyola (Chicago)

2021 Horizon League Tournament

at Youngstown State 74, UIC 58

at Oakland 88, Youngstown State 84

2022 Horizon League Tournament

Robert Morris 77, at Youngstown State 73

2022 The Basketball Classic

at Youngstown State 70, Morgan State 65

at Fresno State 80, Youngstown State 71

2023 Horizon League Tournament

at Youngstown State 71, Detroit Mercy 66

vs. Northern Kentucky 75, Youngstown State 63

Indiana Farmers Coliseum

2023 National Invitation Tournament

at Youngstown State 64, Oklahoma State 69

2024 Horizon League Tournament

Cleveland State 82, at Youngstown State 70



Cameron Morse averaged 24.7 points per game in the 2017 Horizon League Tournament.

CLASS RECORDS

Freshmen Records

Field Goals Made

262 • Dave Zeigler (1978-79)

Field Goal Attempts

507 • Dave Zeigler (1978-79)

Field Goal Percentage

TeJay Anderson (2000-01)

60.8 • (87-of-143)

3-PT Field Goals Made

51 • Darius Quisenberry (2018-19)

3-PT FG Attempts

160 • Darius Quisenberry (2018-19)

3-PT FG Percentage

40.2 • (47-117)

Jelani Simmons (2018-19)

Free Throws Made

106 • Darius Quisenberry (2018-19)

Free Throw Attempts

133 • Darius Quisenberry (2018-19)

Free Throw Percentage

86.7 • (39-of-45)

Marc Vassar (1988-89)

Points

623 • Dave Zeigler (1978-79)

Blocks

61 • Gaby Dynes (2023-24)

Steals

43 • Darius Quisenberry (2018-19)

Minutes

876 • Kendrick Perry (2010-11)

Rebounds

356 • Herb Lake (1955-56)

Assists

200 • Terry Moore (1973-74)

Sophomore Records

Field Goals Made

284 • Dave Zeigler (1979-80)

Field Goal Attempts

549 • Bill Johnson (1969-70)

Field Goal Percentage

TeJay Anderson (2001-02)

57.5 • (69-of-120)

3-PT Field Goals Made

91 • Marcus Keene (2014-15)

3-PT FG Attempts

217 • Marcus Keene (2014-15)

3-PT FG Percentage

44.3 • (27-of-61)

Andrew Hannan (1998-99)

Free Throws Made

142 • Reggie Kemp (1989-90)

Free Throw Attempts

204 • Reggie Kemp (1989-90)

Free Throw Percentage

83.7 • (36-of-43)

Marc Vassar (1989-90)

Points

665 • Dave Zeigler (1979-80)

Blocks

91 • Damian Eargle (2010-11)

Steals

74 • Kendrick Perry (2011-12)

Minutes

1,079 • Kendrick Perry (2011-12)

Rebounds

555 • Herb Lake (1956-57)

Assists

230 • Terry Moore (1974-75)

Junior Records

Field Goals Made

260 • Cameron Morse (2016-17)

Field Goal Attempts

627 • Cameron Morse (2016-17)

Field Goal Percentage

Shawn Amiker

61.1 • (66-of-108)

3-PT Field Goals Made

91 • Blake Allen (2011-12)

3-PT FG Attempts

238 • Cameron Morse (2016-17)

3-PT FG Percentage

46.3 • (82-of-177)

Matt Donlan (2015-16)

Free Throws Made

145 • Jerome Sims (1991-92)

Free Throw Attempts

232 • Jerome Sims (1991-92)

Free Throw Percentage

85.4 • (35-of-41)

Aundra Brown (1990-91)

Points

711 • Cameron Morse (2016-17)

Blocks

138 • Ricky Tunstall (1982-83)

Steals

56 • Kendrick Perry (2012-13)

Minutes

1,131 • Francisco Santiago (1,131)

Rebounds

448 • Herb Lake (1957-58)

Assists

189 • Terry Moore (1975-76)

Senior Records

Field Goals Made

310 • John McElroy (1968-69)

Field Goal Attempts

732 • John McElroy (1968-69)

Field Goal Percentage

Noe Anabir (2018-19)

60.5 • (52-86)

3-PT Field Goals Made

94 • Blake Allen (2012-13)

3-PT FG Attempts

261 • Blake Allen (2012-13)

3-PT FG Percentage

43.9 • (50-of-114)

Anthony Hunt (1997-98)

Free Throws Made

190 • Kendrick Perry (2013-14)

Free Throw Attempts

258 • Kendrick Perry (2013-14)

Free Throw Percentage

93.9 • (62-of-66)

Craig Haese (2000-01)

Points

729 • John McElroy (1968-69)

Blocks

102 • Damian Eargle (2012-13)

Steals

76 • Kendrick Perry (2013-14)

Minutes

1,188 • Blake Allen (2012-13)

Rebounds

489 • Herb Lake (1958-59)

Assists

239 • Bill Johnson (1971-72)



Damian Eargle set a senior record with 102 blocks in 2012-13.



Blake Allen set three junior-year records in 2011-12.




Jerome Sims set an overall school mark for free-throw attempts and makes in '91-92.



YEAR-BY-YEAR STATS

YEAR	GP	FG-FGA	Pct.	FT-FTA	Pct.	3PT-3PTA	Pct.	REB	Avg.	A	TO	BK	S	Points	Avg.
1950-51	23	629	-	377	-	-	-	-	-	-	-	-	-	1,635	71.1
1953-54	27	725	-	566	-	-	-	-	-	-	-	-	-	2,016	74.7
1955-56	26	842-2,078	.405	431-692	.622	-	-	1,270	48.8	-	-	-	-	2,115	81.3
1956-57	27	900-1,990	.452	440-707	.622	-	-	1,401	51.8	-	-	-	-	2,240	82.9
1957-58	30	899-2,277	.395	489-728	.671	-	-	1,680	56.0	-	-	-	-	2,287	76.2
1958-59	28	994-2,359	.421	397-610	.650	-	-	1,662	59.4	-	-	-	-	2,385	85.2
1959-60	25	753-1,833	.411	312-486	.642	-	-	1,201	32.7	-	-	-	-	1,818	72.7
1960-61	28	902-2,176	.415	406-594	.683	-	-	1,511	53.9	-	-	-	-	2,210	78.9
1961-62	28	794-1,965	.404	319-486	.656	-	-	1,366	48.7	-	-	-	-	1,907	68.1
1962-63	27	736-1,739	.423	339-533	.636	-	-	1,327	49.1	-	-	-	-	1,811	67.1
1963-64	25	849-1,870	.454	374-556	.673	-	-	1,215	48.6	-	-	-	-	2,072	82.8
1964-65	26	753-1,883	.400	392-564	.695	-	-	1,195	46.0	-	-	-	-	1,898	73.9
1965-66	26	827-2,085	.397	363-541	.671	-	-	1,406	54.1	-	-	-	-	2,037	78.3
1966-67	25	866-1,947	.444	380-598	.635	-	-	1,387	55.4	-	-	-	-	2,112	84.4
1967-68	25	847-1,921	.441	360-518	.695	-	-	1,279	51.2	-	-	-	-	2,054	82.2
1968-69	26	840-1,989	.420	350-526	.670	-	-	1,262	48.5	-	-	-	-	2,028	78.0
1969-70	27	877-1,977	.443	406-682	.596	-	-	1,335	58.3	-	-	-	-	2,160	80.0
1970-71	25	809-1,928	.419	294-451	.652	-	-	1,130	53.4	406	319	-	-	1,912	76.5
1971-72	29	936-2,177	.429	418-631	.662	-	-	1,324	54.7	598	374	-	-	2,290	78.9
1972-73	23	604-1,470	.408	209-342	.605	-	-	893	44.4	382	310	-	-	1,417	61.6
1973-74	26	858-1,903	.451	313-469	.668	-	-	1,143	43.9	461	-	-	-	2,029	78.1
1974-75	28	967-2,092	.462	415-603	.688	-	-	1,247	44.5	528	-	-	-	2,349	83.9
1975-76	26	817-1,707	.480	297-429	.692	-	-	1,109	42.7	412	398	-	-	1,931	74.2
1976-77	27	828-1,698	.488	353-527	.670	-	-	1,083	40.0	411	-	-	172	2,009	74.4
1977-78	25	740-1,500	.493	371-547	.678	-	-	958	38.3	349	-	-	134	1,851	74.1
1978-79	26	745-1,494	.499	332-473	.702	-	-	813	30.1	418	-	-	162	1,822	70.1
1979-80	27	792-1,579	.502	411-544	.756	-	-	975	36.1	437	428	-	188	1,991	73.7
1980-81	26	695-1,545	.450	365-524	.697	-	-	814	31.3	319	429	55	187	1,755	67.5
1981-82	26	669-1,420	.471	326-486	.671	-	-	833	32.0	297	371	52	147	1,664	64.0
1982-83	27	789-1,788	.441	311-502	.620	75-193	.389	1,016	37.6	369	424	166	166	1,964	72.7
1983-84	29	815-1,709	.477	389-578	.673	-	-	1,087	37.5	451	463	125	197	2,019	69.6
1984-85	30	824-1,709	.482	436-626	.697	-	-	1,016	33.8	476	421	68	183	2,084	69.5
1985-86	28	789-1,736	.454	357-570	.626	-	-	1,070	38.2	444	423	51	159	1,916	68.4
1986-87	28	823-1,847	.446	309-471	.656	-	-	1,103	39.4	415	447	65	189	2,084	74.4
1987-88	28	713-1,673	.426	325-480	.677	34-103	.330	993	35.5	365	467	41	151	1,785	63.8
1988-89	28	836-1,831	.457	373-550	.678	64-177	.362	1,066	38.1	446	506	81	196	2,109	75.3
1989-90	28	798-1,764	.452	453-652	.695	106-290	.366	1,006	35.9	432	442	41	219	2,155	76.9
1990-91	28	915-1,915	.478	487-731	.731	72-234	.308	1,135	40.5	544	512	81	255	2,388	85.3
1991-92	28	649-1,557	.417	441-668	.660	113-309	.366	1,036	37.0	361	499	53	161	1,852	66.1
1992-93	26	662-1,612	.411	445-705	.631	95-290	.328	936	36.0	338	421	61	201	1,864	71.7
1993-94	26	671-1,589	.422	286-467	.612	127-363	.350	977	37.6	324	409	71	200	1,755	67.5
1994-95	28	720-1,633	.441	361-550	.656	151-414	.365	1,095	39.1	386	410	58	191	1,952	69.7
1995-96	27	669-1,555	.430	342-543	.630	148-446	.332	1,068	39.6	400	414	67	206	1,828	67.7
1996-97	27	599-1,443	.415	358-520	.688	157-474	.331	913	33.8	326	315	39	144	1,713	63.4
1997-98	29	754-1,713	.440	391-586	.667	199-557	.357	1,139	39.3	439	423	104	189	2,098	72.3
1998-99	28	701-1,606	.436	303-426	.711	185-523	.354	1,002	35.8	438	406	87	212	1,890	67.5
1999-00	28	696-1,593	.437	330-484	.682	154-479	.322	947	33.8	410	429	94	198	1,876	67.0
2000-01	30	722-1,622	.445	511- 747	.684	178-497	.358	1,082	36.1	437	453	74	153	2,133	71.1
2001-02	28	620-1,550	.400	425-575	.739	143-442	.324	907	32.4	364	404	78	182	1,808	64.6
2002-03	29	652-1,574	.414	387-591	.655	122-338	.361	1,015	35.0	365	469	86	180	1,813	62.5
2003-04	28	655-1,497	.438	440-648	.679	126-394	.346	920	32.9	376	462	80	218	1,876	67.0
2004-05	28	591-1,442	.410	361-662	.654	138-435	.317	870	31.1	438	438	112	157	1,681	60.0
2005-06	28	687-1,581	.435	343-486	.706	191-578	.330	952	34.0	370	368	81	175	1,908	68.1
2006-07	31	729-1,692	.431	421-608	.692	168-488	.344	1,114	35.9	376	419	89	163	2,047	66.0
2007-08	30	708-1,643	.431	362-571	.634	166-499	.333	994	33.1	389	434	92	195	1,944	64.8
2008-09	30	709-1,712	.414	398-612	.650	165-490	.337	1,066	35.5	390	401	104	168	1,981	66.0
2009-10	30	697-1,656	.421	455-665	.684	153-479	.319	986	32.9	390	401	110	181	2,002	66.7
2010-11	30	756-1,823	.415	325-533	.610	235-708	.332	1,032	34.4	454	359	148	186	2,072	69.1
2011-12	31	746-1,729	.431	333-514	.648	270-708	.381	998	32.2	405	247	164	201	2,095	67.6
2012-13	34	853-1,979	.431	475-686	.692	245-707	.347	1,200	35.3	504	398	182	231	2,426	71.4
2013-14	32	836-1,822	.459	540-736	.734	249-712	.350	1,065	33.3	499	357	86	213	2,461	76.9
2014-15	32	807-1,826	.442	465-670	.694	208-588	.354	1,056	33.0	450	374	67	192	2,287	71.5
2015-16	32	870-2,021	.430	440-619	.711	257-704	.365	1,080	33.8	467	387	80	210	2,437	76.2
2016-17	34	981-2,230	.440	404-601	.672	250-750	.333	1,246	36.6	513	406	107	187	2,616	76.9
2017-18	32	902-2,111	.427	371-583	.636	235-712	.330	1,164	36.4	445	460	126	266	2,410	75.3
2018-19	32	879-2,057	.427	354-505	.701	303-891	.340	1,207	37.7	449	442	115	210	2,415	75.5
2019-20	33	870-2,055	.423	425-616	.690	236-765	.308	1,288	39.0	413	397	86	188	2,401	72.8
2020-21	27	717-1,672	.429	390-537	.726	186-606	.307	991	36.7	349	310	44	163	2,010	74.4
2021-22	34	878-1,960	.448	458-602	.761	256-746	.343	1,180	34.7	403	399	87	183	2,470	72.6
2022-23	34	1017-2,088	.487	480-616	.779	271-743	.365	1,204	35.4	521	376	94	238	2,785	81.9
2023-24	32	931-2,064	.451	454-589	.771	282-872	.323	1,279	40.0	490	353	156	198	2,598	81.2

1,000-POINT CLUB



JEFF COVINGTON

2,424 • 1974-78

Washington, D.C.
Ballou High School

Year	Games	FG	3PT	FT	Points	Avg.
1974-75	26	220	0	103	543	20.8
1975-76	26	222	0	98	542	20.8
1976-77	29	265	0	149	679	23.4
1977-78	25	249	0	162	660	26.4
Totals	106	956	0	512	2,424	22.9




TONY KNOTT

2,218 • 1952-56

Sharon, Pa.
Sharon High School

Year	Games	FG	3PT	FT	Points	Avg.
1952-53	24	110	0	100	305	12.7
1953-54	27	198	0	155	551	20.4
1954-55	27	229	0	199	657	24.3
1955-56	26	243	0	199	705	27.1
Totals	104	780	0	653	2,218	21.3




KENDRICK PERRY

1,991 • 2010-14

Ocoee, Fla.
Edgewater High School

Year	Games	FG	3PT	FT	Points	Avg.
2010-11	30	93	35	48	269	9.0
2011-12	31	177	54	113	521	16.8
2012-13	30	158	50	153	519	17.3
2013-14	32	215	62	190	682	21.3
Totals	123	643	201	504	1,991	16.2



JOHN MCELROY

1,942 • 1965-69

Youngstown, Ohio
North High School

Year	Games	FG	3PT	FT	Points	Avg.
1965-66	22	89	0	20	194	8.8
1966-67	25	233	0	71	537	21.5
1967-68	25	214	0	54	482	19.3
1968-69	26	310	0	109	729	28.0
Totals	98	846	0	245	1,942	19.8



MICKEY YUGOVICH

1,917 • 1956-60

Youngstown, Ohio
Wilson High School

Year	Games	FG	3PT	FT	Points	Avg.
1956-57	27	198	0	107	503	18.6
1957-58	30	149	0	92	390	13.0
1958-59	28	210	0	75	495	17.6
1959-60	25	234	0	61	529	21.2
Totals	110	791	0	335	1,917	17.4




CAMERON MORSE

1,913 • 2014-18

Flint, Mich.
Carman-Ainsworth High School

Year	Games	FG	3PT	FT	Points	Avg.
2014-15	17	31	13	27	102	6.0
2015-16	30	201	64	142	608	20.3
2016-17	31	260	76	115	711	22.9
2017-18	32	174	79	65	492	15.4
Totals	110	666	232	349	1,913	17.4

1,000-POINT CLUB




REGGIE KEMP

1,821 • 1988-93

East Cleveland, Ohio
Shaw High School

Year	Games	FG	3PT	FT	Points	Avg.
1988-89	28	99	1	55	254	9.1
1989-90	28	211	0	142	564	20.1
1990-91	28	234	1	121	590	21.1
1992-93	24	151	7	106	413	17.2
Totals	108	695	9	424	1,821	16.8



HERB LAKE

1,821 • 1955-59

Midland, Pa.
Midland High School

Year	Games	FG	3PT	FT	Points	Avg.
1955-56	25	168	0	84	420	16.8
1956-57	27	225	0	99	582	20.3
1957-58	27	151	0	100	402	14.9
1958-59	28	177	0	58	412	14.7
Totals	107	721	0	341	1,783	16.7



BILL JOHNSON

1,726 • 1968-72

Canton, Ohio
Lincoln High School

Year	Games	FG	3PT	FT	Points	Avg.
1968-69	24	56	0	336	148	6.2
1969-70	25	238	0	106	549	23.3
1970-71	24	200	0	74	474	19.8
1971-72	29	212	0	98	522	18.0
Totals	102	706	0	314	1,726	16.9



QUIN HUMPHREY

1,707 • 2003-07

Ellenwood, Ga.
Stockbridge High School

Year	Games	FG	3PT	FT	Points	Avg.
2003-04	27	61	11	50	183	6.8
2004-05	28	147	39	69	362	14.4
2005-06	28	189	50	110	538	19.2
2006-07	31	189	65	141	584	18.8
Totals	114	586	165	370	1,707	15.0




JOE NIGRO

1,564 • 1964-67

Youngstown, Ohio
Cardinal Mooney High School

Year	Games	FG	3PT	FT	Points	Avg.
1964-65	22	112	0	50	274	12.0
1965-66	24	153	0	56	362	15.1
1966-67	25	177	0	114	468	18.7
1967-68	25	180	0	100	460	18.4
Totals	96	622	0	320	1,564	16.3



TIM JACKSON

1,531 • 1987-91

Canton, Ohio
Canton McKinley High School

Year	Games	FG	3PT	FT	Points	Avg.
1987-88	28	136	0	86	352	12.7
1988-89	28	124	0	52	300	10.7
1989-90	28	173	0	103	449	16.0
1990-91	28	167	0	90	430	15.1
Totals	112	600	0	331	1,564	13.7

1,000-POINT CLUB




BRUCE ALEXANDER

1,480 • 1978-83

Akron, Ohio
North High School

Year	Games	FG	3PT	FT	Points	Avg.
1978-79	26	165	0	58	388	14.9
1979-80	27	150	0	64	364	13.5
1980-81	26	179	0	92	405	17.3
1981-82	3	12	0	1	25	8.3
1982-83	26	99	22	33	253	9.7
Totals	108	605	22	248	1,480	13.7




TILMAN BEVELY

1,434 • 1984-88

Campbell, Ohio
Campbell Memorial High School

Year	Games	FG	3PT	FT	Points	Avg.
1984-85	25	44	0	10	98	3.9
1985-86	28	112	0	36	260	9.2
1986-87	28	257	61	87	662	23.6
1987-88	28	161	23	69	414	14.8
Totals	109	574	84	202	1,434	13.2



DAVE CULLIVER

1,430 • 1962-66

Trafford, Pa.
Trafford High School

Year	Games	FG	3PT	FT	Points	Avg.
1962-63	2	5	0	3	11	5.5
1963-64	25	165	0	88	441	16.7
1964-65	26	188	0	94	470	18.2
1965-66	26	207	0	94	508	19.5
Totals	88	565	0	279	1,430	16.3




LEO MOGUS

1,400 • 1939-43

Youngstown, Ohio

Year	Games	FG	3PT	FT	Points	Avg.
1939-40	18	N/A	0	N/A	307	17.1
1940-41	22	N/A	0	N/A	348	15.8
1941-42	21	N/A	0	N/A	391	18.6
1942-43	16	N/A	0	N/A	354	22.1
Totals	88	565	0	279	1,430	16.3



GERALD PARKS

1,353 • 1974-78

Cleveland, Ohio
Benedictine High School

Year	Games	FG	3PT	FT	Points	Avg.
1974-75	25	100	0	49	249	9.9
1975-76	26	142	0	38	322	12.4
1976-77	29	173	0	42	388	13.4
1977-78	24	164	0	66	394	16.4
Totals	104	579	0	195	1,353	13.0



VYTAS SULSKIS

1,311 • 2007-11

Vilnius, Lithuania
The Rock (Fla.) High School

Year	Games	FG	3PT	FT	Points	Avg.
2007-08	30	91	46	42	270	9.0
2008-09	30	100	39	70	309	10.3
2009-10	30	99	41	101	340	11.3
2010-11	30	122	43	105	392	13.1
Totals	120	412	169	279	1,311	10.9


1,000-POINT CLUB

**GARRETT COVINGTON****1,302 • 2017-2023**Carmel, Ind.
Carmel High School

Year	Games	FG	3PT	FT	Points	Avg.
2017-18	32	95	24	53	267	8.3
2018-19	29	117	30	45	309	10.7
2019-20	32	101	17	53	272	8.5
2020-21	26	118	29	59	324	12.5
2021-22	3	12	3	4	31	10.3
2022-23	27	32	22	13	99	3.7
Totals	149	475	125	227	1,302	8.7

**DAVE ZEIGLER****1,288 • 1978-80**Coshocton, Ohio
Coshocton High School


Year	Games	FG	3PT	FT	Points	Avg.
1978-79	25	262	0	99	623	24.9
1979-80	24	284	0	101	665	27.7
Totals	49	546	0	200	1,288	26.3

**TROY WILLIAMS****1,255 • 1981-85**Akron, Ohio
Buchtel High School

Year	Games	FG	3PT	FT	Points	Avg.
1981-82	25	103	0	49	255	10.2
1982-83	24	118	0	53	289	12.0
1983-84	29	139	0	36	314	10.8
1984-85	30	155	0	57	367	12.2
Totals	108	515	0	195	1,255	11.6

**MICHAEL AKUCHIE****1,252 • 2017-22**Plantation, Fla.
St. Thomas Aquinas High School

Year	Games	FG	3PT	FT	Points	Avg.
2017-18	29	34	15	19	102	3.5
2018-19	30	42	28	9	121	4.0
2019-20	33	101	43	51	296	9.0
2020-21	27	89	27	62	267	9.9
2021-22	34	165	27	109	466	13.7
Totals	153	431	140	250	1,252	8.2


**NAZ BOHANNON****1,236 • 2017-21**Lorain, Ohio
Lorain High School

Year	Games	FG	3PT	FT	Points	Avg.
2017-18	32	93	6	38	230	7.2
2018-19	29	95	5	31	226	7.8
2019-20	33	153	1	61	368	11.2
2020-21	25	172	1	67	412	16.5
Totals	119	513	13	197	1,236	10.4

**DARIUS QUISENBERRY****1,213 • 2018-21**Springfield, Ohio
Huber Heights Wayne High School

Year	Games	FG	3PT	FT	Points	Avg.
2018-19	32	142	51	106	441	13.8
2019-20	32	186	51	126	549	16.6
2020-21	15	67	19	70	223	14.9
Totals	79	295	121	302	1,213	15.3

1,000-POINT CLUB




ANTHONY MITCHELL

1,198 • 1973-77

Indianapolis, Ind.
Attucks High School

Year	Games	FG	3PT	FT	Points	Avg.
1973-74	24	201	0	51	453	18.8
1974-75	26	130	0	32	292	11.2
1975-76	6	42	0	10	94	15.7
1976-77	28	160	0	39	359	12.8
Totals	84	353	0	132	1,198	14.3




RON SMITH

1,187 • 1968-72

North Bloomfield, Ohio
North Bloomfield High School

Year	Games	FG	3PT	FT	Points	Avg.
1968-69	10	36	0	16	88	8.8
1969-70	25	129	0	27	285	11.4
1970-71	25	186	0	49	421	16.8
1971-72	26	212	0	98	393	15.1
Totals	86	563	0	190	1,187	13.8



BOBBY HAIN

1,187 • 2012-16

Jupiter, Fla.
Jupiter High School

Year	Games	FG	3PT	FT	Points	Avg.
2012-13	33	83	8	30	204	6.2
2013-14	32	142	5	67	356	11.1
2014-15	32	181	7	97	466	14.6
2015-16	13	63	4	31	161	12.4
Totals	110	469	24	225	1,187	10.8



BOB ATTERHOLT

1,130 • 1954-58

Sharon, Pa.
Sharon High School

Year	Games	FG	3PT	FT	Points	Avg.
1954-55	13	80	0	34	194	14.9
1955-56	26	150	0	46	346	13.3
1956-57	27	145	0	52	342	12.7
1957-58	27	108	0	32	248	9.2
Totals	93	483	0	164	1,130	12.1

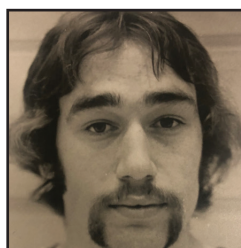


DWAYNE COHILL

1,119 • 2021-23

Cleveland, Ohio
Holy Name High School

Year	Games	FG	3PT	FT	Points	Avg.
2021-22	34	171	34	132	508	14.9
2022-23	34	212	53	134	611	18.0
Totals	68	383	88	266	1,119	16.5




PHIL GASTON

1,081 • 1971-75

Girard, Ohio
Girard High School

Year	Games	FG	3PT	FT	Points	Avg.
1971-72	18	29	0	16	74	4.1
1972-73	22	88	0	22	198	9.0
1973-74	25	188	0	92	328	13.5
1974-75	27	181	0	119	481	17.8
Totals	92	416	0	249	1,081	11.8

1,000-POINT CLUB




DESMOND HARRISON

1,074 • 1997-2001

Toledo, Ohio
Scott High School

Year	Games	FG	3PT	FT	Points	Avg.
1997-98	27	77	0	37	191	7.1
1998-99	28	91	1	58	241	8.6
1999-2000	28	143	0	51	337	12.0
2000-01	30	105	0	95	305	10.2
Totals	113	416	1	241	1,074	9.5




DAMIAN EARGLE

1,061 • 2010-13

Youngstown, Ohio
Warren Harding High School

Year	Games	FG	3PT	FT	Points	Avg.
2010-11	30	144	0	51	339	11.3
2011-12	31	131	0	82	344	11.1
2012-13	32	150	1	77	378	11.8
Totals	93	425	1	210	1,061	11.4




DOUG UNDERWOOD

1,058 • 2001-04

Fort Meade, Md.
Meade High School

Year	Games	FG	3PT	FT	Points	Avg.
2001-02	28	110	29	41	290	10.4
2002-03	29	156	52	62	426	14.7
2003-04	28	107	54	74	342	12.2
Totals	85	373	135	177	1,058	12.4




RAY ROBINSON

1,045 • 1981-85

Akron, Ohio
North High School

Year	Games	FG	3PT	FT	Points	Avg.
1981-82	23	76	0	33	185	8.0
1982-83	27	82	0	40	204	7.6
1983-84	29	151	0	57	359	12.4
1984-85	30	123	0	51	297	9.9
Totals	109	432	0	181	1,045	9.6




CRAIG HAESE

1,033 • 1997-2001

DePere, Wis.
DePere High School

Year	Games	FG	3PT	FT	Points	Avg.
1997-98	29	49	29	31	158	5.4
1998-99	27	47	30	31	155	5.7
1999-2000	27	103	47	57	310	11.5
2000-01	29	128	92	62	410	14.1
Totals	112	327	198	181	1,033	9.2




BLAKE ALLEN

1,032 • 2010-13

Tampa, Fla.
Brandon High School

Year	Games	FG	3PT	FT	Points	Avg.
2010-11	30	76	47	13	212	7.1
2011-12	31	138	91	30	397	12.8
2012-13	34	148	94	33	423	12.4
Totals	95	362	232	76	1,032	10.9

1,000-POINT CLUB




RYAN PATTON

1,022 • 1998-2002

Parma, Ohio
Padua High School

Year	Games	FG	3PT	FT	Points	Avg.
1998-99	24	19	2	30	70	2.9
1999-2000	28	72	26	68	238	8.5
2000-01	29	97	40	71	305	10.5
2001-02	28	131	57	90	409	14.6
Totals	109	319	125	259	1,022	9.4




BRUCE TIMKO

1,022 • 1982-86

Warren, Ohio
Warren JFK High School

Year	Games	FG	3PT	FT	Points	Avg.
1982-83	27	54	15	44	167	6.2
1983-84	29	119	0	101	339	11.7
1984-85	30	84	0	78	246	8.2
1985-86	28	107	0	55	269	9.6
Totals	114	364	15	278	1,022	8.6




STEVE GERGELY

1,016 • 1946-50

Sharpsville, Pa.
Sharpsville High School

Year	Games	FG	3PT	FT	Points	Avg.
1946-47	23	87	0	56	230	10.0
1947-48	20	73	0	44	190	9.5
1948-49	23	116	0	76	308	13.4
1949-50	22	98	0	75	288	13.1
Totals	88	374	0	251	1,016	11.5




JOHN BARBER

1,016 • 2003-08

Detroit, Mich.
Renaissance High School

Year	Games	FG	3PT	FT	Points	Avg.
2003-04	3	2	0	0	4	1.3
2004-05	28	64	13	34	175	6.3
2005-06	28	77	19	22	195	7.0
2006-07	31	85	8	57	235	7.6
2007-08	30	158	28	63	407	13.6
Totals	120	386	68	176	1,016	11.5




ANTHONY HUNT

1,015 • 1995-98

Chicago, Ill.
Corie High School

Year	Games	FG	3PT	FT	Points	Avg.
1995-96	26	89	26	61	265	10.2
1996-97	27	105	40	82	332	12.3
1997-98	29	129	50	110	418	14.4
Totals	95	323	116	253	1,015	12.4



RON ALLEN

1,001 • 1961-64

Wampum, Pa.
Wampum High School

Year	Games	FG	3PT	FT	Points	Avg.
1961-62	25	150	0	47	347	13.8
1962-63	27	168	0	76	412	15.2
1963-64	16	106	0	30	242	15.1
Totals	68	424	0	153	1,001	14.7



ALL-TIME LETTERWINNERS

aaaaAaaaa		ccccCcccc		eeeeEeeee			
Mike Adams	2004-06	Art Cacceno	1933-34	Damian Eargle	2010-13	Francis "Hank" Herman	1927-30
John Aiken	1938-41	Anthony Camuso	1996-97	Ronnie Easter	1994-96	Tom Hernon	1947-53
Scott Airato	1994-96	Joseph Cantrello	1934-35	William Eckert	1965-69	Gregg Hey	1972-73
Michael Akuchie	2017-22	Angelo Capozzi	1940-41	Louis Edwards	1929-30	Jim Himmelwright	1960-64
Mike Alcorn	1990-94	Bob Carlson	1973-77	Robert Edwards	1989-90	Dennis Hines	1993-95
Bruce Alexander	1978-83	Jack Carney	1952-53	Lynn Elkins	1969-70	Bill Hodges	1972-73
Blake Allen	2010-13	Bill Carson	1962-63	Ray Ellington	1991-92	Gerald Hoey	1978-79
Ronald Allen	1961-64	Dwight Carter	1983-85	Chris Ellis	1968-70	Jeff Hoey	1980-81
Terry Allen	1972-74	Robert Carter	1978-82	Steve Ellison	1987-88	Alex Holcombe	2018-19
Frank Aloï	1959-60	Jay Cashon	1937-39	Ed Enterline	1938-42	Scott Hollywood	1987-88
Shawn Amiker	2011-15	Donel Cathcart III	2018-20	Joe Ethen	1995-97	Dwight Holmes	2004-08
Noe Anabir	2017-19	Gary Causey	1981-82	ffffFffff			
Gary Anderson	1973-77	Robert Cercone	1952-56	EJ Farmer	2023-Present	Jerry Holmes	1938-39
Matt Anderson	1987-88	James Chambers	1930-32	Anthony Farris	1974-75	Jim Hood	1972-73
Maurice Anderson	1997-98	Kevin Cherry	1981-85	Lawrence Faust	1931-32	Robert Hooper	1996-98
Ray Anderson	1937-38	Luke Chicone	2021-22	Jeremiah Ferguson	2016-18	Mark Horner	1986-87
TeJay Anderson	2000-04	Josh Chojnacki	2010-14	Bob Fick	1990-92	Quin Humphrey	2003-07
Jordan Andrews	2015-16	George Chops	1946-47	Frank Fitz	1965-68	Anthony Hunt	1995-98
Frank Andrews	1974-78	Jack Christein	1946-50	Don Fitzgerald	1986-87	Brian Hunter	1975-77
Aaron Ashburn	1997-98	Bob Chuey	1958-62	Jerry Fitzpatrick	1957-60	John Hunter	1930-31
Tyrone Askew	1977-78	Phillip Chuey	1942-43	Robert Fleming	1965-66	Myles Hunter	2020-23
Robert Atterholt	1954-58	Steve Chuey	1938-42	Stephen Flores	2000-02	Robert Hunter	1961-63
Mitchell Atwood	1978-80	Billy Clapper	2004-05	Lou Fortuna	1956-57	iiiiiiii	
bbbbBbbbb		Fred Cleary	1952-55	Tyler Foster	2019-20	Larry Imburgia	1948-49
Dave Baker	1978-81	Nick Cochran	1990-91	A. Frank	1936-37	Josh Irwin	2021-23
Jeff Ball	2000-01	Dwayne Cohill	2021-23	Brett Frantz	2015-17	jjjjjjjj	
Paul Banks	1931-32	Buddy Cole	1932-34	Sam Freeman	1959-60	Kevin Jackson	1986-88
John Barber	2004-08	DJ Cole	2011-15	Tommy Fryda	2022-24	Tim Jackson	1987-91
Bill Barnhart	1969-71	Robert Cole	1930-31	James Fulcher	1983-86	Eric Jacobs	1985-88
Herb Barthelmay	1951-54	Otis Colvin	1987-88	Jim Fuqua	1960-61	Mike Jaffee	1934-36
Jaylen Bates	2023-24	Vance Cooksey	2007-10	ggggGgggg			
Adam Baumann	2002-04	Fred Cooper	1932-33	Louis Gaffney	1984-86	Andy Jahnke	2002-04
Ron Beaber	1970-72	Tom Cope	1968-71	Larry Galcik	1958-62	Sam Jankovich	1948-52
Frank Beck	1953-55	Joe Coppola	1954-55	Louis Gambrel	1932-33	Sam Jarvis	1949-50
Kamren Belin	2012-14	Carl Corletzi	1937-41	Kenny Ganley Jr.	2020-21	Billy Johnson	1968-72
Denver Belknap	1971-74	Costan	1927-28	Phil Gaston	1971-75	Damon Johnson	1993-94
Joe Benish	1938-39	George Cotal	2006-08	Roy Gay	1965-66	Howard Johnson	1946-47
Frank Bennett	1942-43	Dave Cousart	1973-74	John Georges	1956-58	Larry Johnson, Jr.	2013-15
Christian Bentley	2019-21	Garrett Covington	2017-23	Steve Gergely	1946-50	Mel Johnson	2007-08
Claude Bentley	1971-73	Jeff Covington	1974-78	Tom Getch	1959-62	Robert Johnson	1985-87
Jaylen Benton	2017-18	Frank Coyle	1938-40	Bobby Gibson	1946-49	Shane Johnson	1988-89
Fred Berecek	1960-62	Charles Craig	1951-52	Percy Giles	1954-55	"Stuff" Johnson	1930-31
Kenneth Bergman	1938-42	Tom Craig	1962-63	Bob Gill	1972-73	Anthony Jones	1985-86
Tilman Bevely	1984-88	Jack Cramb	1941-43	Jeff Gilliam	1980-84	Charles Jones	1961-64
Antonio Bias	1997-98	Jim Cramer	1957-59	Cortney Gilmore	1986-88	Chris Jones	1982-83
Jack Blaski	1951-53	Domonique Crawford	2004-06	Jimmy Gilmore	1984-88	Dan Jones	2004-05
Dallas Blocker	2008-10	Ralph Crawford	1929-30	Joe Glover	1972-74	Fred Jones	1960-64
Bob Bloom	1947-48	Albert Crockett	1998-00	John Goodson	1980-83	Jeff Jones	1995-96
Tony Boatwright	1967-68	Walter Cromer	1965-66	Jim "Beanie" Gordon	1957-59	Jim Jones	1954-55
Justin Bofenkamp	2018-20	Rafael Cruz	2000-02	Phil Guiliano	1956-57	Lacy Jones	1990-92
Naz Bohannon	2017-21	Marcus Culbreth	1996-97	kkkkKkkkk			
John Bolivar	1950-51	Dave Culliver	1962-66	John Karaffa	1947-48	Jordan Kaufman	2015-17
Chris Booth	2006-07	Sheldon Cunningham	1958-59	Don Graham	1967-70	Marcus Keene	2013-15
Bryan Borcherdt	1991-92	ddddDdddd		John Gray	1989-92	Charles Kellum	1955-56
Dan Boudler	2007-11	Eli Danilov	1946-52	Allister Green	1994-96	Alfonso Kelly	1965-66
Donald Boylan	1929-32	Paul Danilov	1955-56	Henry Green	1934-35	Reggie Kemp	1988-92
Richard Bralski	1959-60	Byron Davis	2006-08	Jack Green	1938-39	John Keshock	1981-85
Zack Brandes	1951-52	Latin Davis	2015-17	Malek Green	2022-23	Leroy King	1994-96
Rudolph Braydich	1946-48	Wayne Davis	1966-70	John Gregory	1959-60	John Kirincic	2017-18
Joe Brennan	1965-69	Charles Day	1958-62	Wayne Grinnen	1927-30	Dave Klenovich	1981-85
Mike Brennan	1996-98	Tony DeAscentis	1953-54	Andy Gromley	1966-67	Tony Knott	1952-56
Tre Brewer	2010-11	Allen Deep	2003-05	Sal Guapone	1947-50	Milt Kochert	1950-51
Walt Brian	1947-52	Jim Dellick	1955-56	Frank Guarnati	1956-58	J. Kodis	1936-37
Kelvin Bright	2008-10	R. D. DeLoach	1989-90	Ron Guerrieri	1958-59	George Kolesar	1974-75
Sheldon Brogdon	2010-11	Julius Demi	1928-29	Phil Guiliano	1956-57	Bill Koleszar	1962-63
DuShawn Brooks	2010-12	Richard Denamen	1968-72	hhhhHhhhh			
Kevin Brooks	1979-80	Chris Denman	1994-95	Kevin Haddock	1988-89	Ed Korbini	1958-62
Randy Brooks	2000-01	Ryan Dennis	1993-94	Craig Haese	1997-2001	Kovich	1949-50
Aundra Brown	1987-91	Joe DeSalvo	1991-92	Bobby Hain	2012-16	Harry Krall	1949-51
David Brown	1997-2001	Kevin Dill	1993-94	Elmo Hallerman	1927-29	Paul Kranich	1949-51
Elmer Brown	1998-00	Carmen DiMuzio	1947-48	Paul Halter	1940-42	Tom Kreitzer	1964-65
Jacob Brown	2017-18	Mychal Doblanski	2007-08	Geoff Hamperian	2018-21	Bob Krizancic	1971-75
Mark Brown	1977-80	Matt Donlan	2015-17	Kendale Hampton	2018-19	Roy Kroll	1940-43
Ralph Browne	1965-66	Robert Dougherty	1959-60	Andrew Hannan	1997-2001	Bennett Kunicki	1932-34
Al Bucci	1941-42	Bob Douglas	1958-62	Steve Hanousek	1986-90	Dave Kyle	1974-75
Dave Burkholder	1971-75	Brad Downie	1979-81	G. Harder	1927-28	llllllll	
Charlie Burns	1961-65	Kevin Draughon	2007-08	R. Harder	1927-28	Bill Lackey	1933-37
DJ Burns	2023-24	William Dray	1939-40	Derrick Harris	2002-06	Colin LaForme	2004-06
Shawn Burns	1979-80	Cecil Duffett	1948-52	Desmond Harrison	1997-2001	Herb Lake	1955-59
Charles Bush	1946-50	Donald Duffy	1942-43	Braun Hartfield	2016-18	Mel Lampkins	1957-58
Charlie Bushman	1955-59	William Dunn	2020-23	Jim Hartshorn	1961-65	Bryson Langdon	2023-24
Roy Butler	1971-72	Roger Dyer	1965-68	Steve Hawthorne	1956-58	Todd Lark	1988-90
		Gabe Dynes	2023-Present	Devin Haygood	2015-18	Fletcher Larson	2011-15
				Jim Heber	1941-42	Joe LaVolpa	1964-68
				Kimmo Heinonen	1990-92	John Lawhorn	1946-47
				David Henderson	1994-97	Dale Lehman	1961-62



ALL-TIME LETTERWINNERS

Bill Leipold	1962-63	Eric Morgan	1994-95	John Robinson	1984-88	Bruce Timko	1982-86
William Lenzi	1961-65	Tony Morocco	1964-66	Ray Robinson	1981-85	Dick Timmerman	1952-53
Jim Leonard	1965-67	Cameron Morse	2014-18	Robbie Robinson	1998-00	Jim Timmerman	1960-63
Bill Leskovac	1947-49	Lamar Morton	1991-92	Tom Robinson	1936-38	Cheick Traore	2020-21
Brian Levels	1993-95	John Moses	1928-30	Tyree Robinson	2017-18	George Trotogett	1971-72
Bob Lewis	1933-35	Alek Mrozik	2006-08	Tyrone Robinson	1991-92	Chris Tucker	1979-81
Bobby Lewis	1948-49	Robert Mullin	1928-31	Steve Rohan	1991-92	Ricky Tunstall	1982-84
DeVon Lewis	1995-99	Harry Myers	1949-52	Ron Romine	1970-73	Jack Tupper	1959-63
Jim Lewis	1955-56	nnnnNnnnn		Stefan Rosic	2016-17	Howard Turner	1947-49
Randall Leyshon	1932-34	Richard Nagy	1959-60	Charles Rowan	1964-68	Bob Tyndall	1959-60
Jack Liles	2005-09	Steve Nagy	1935-36	Brandon Rush	2022-24	uuuuUuuuu	
William Litvin	1935-38	Frank Namesnick	1958-60	Richard Russell	1980-81	Sidney Umude	2014-16
Larry Lobaugh	1954-55	Bob Naples	1974-75	Bob Rutkouski	1973-74	Doug Underwood	2001-04
Joe Lombardi	1977-81	Dan Napolitano	1980-81	ssssSssss		vvvvVvvvv	
Owen Long	2021-22	Jim Nard	1938-39	Tom Sablack	1962-66	Alex Vargo	2020-21
Jim Lott	1965-68	Adrian Nelson	2022-23	Ronald Sabo	1963-64	Marc Vassar	1988-91; 1992-93
John Lovelace, Jr.	2022-24	Mark Nichols	1973-77	Robert Sahr	1988-90	Osandai Vaughn	2014-15
Tony Lucas	1989-90	Sam Nichols	1964-65	Steve Saldon	1961-65	Robin Vincer	1975-79
Alfonzo Lurry	1989-91	Bryce Nickels	2015-16	John Sally, Jr.	2018-19	Tony Vivo	1936-40
Vaughn Luton	1984-86	Mikko Niemi	2005-09	Alex Sanchez	2004-06	Joe Votino	1976-80
mmmmMmmmm		Joe Nigro	1964-68	Alfred Santangelo	1929-30	wwwwWwwww	
John MacDonald	1934-35	Richard Nuskiewicz	1954-55	Francisco Santiago	2015-18	Dan Wallace	1968-69
Mike Magula	1949-52	ooooOoooo		Jim Santelli	1965-66	Ashen Ward	2008-12
Bill Mallernee	2001-04	John O'Connor	1933-34	Duane Schell	1951-52	Edgar Ward	1990-92
John Mandish	1959-60	Dainel Ogoro	2020-22	Tom Schneider	1980-81	Tyler Warford	2014-17
Tony Marcovecchio	1950-51	Tevin Olison	2021-22	Bob Schultz	1932-35	Ralph Weaver	1928-29
Matt Maresh	1972-74	Matt Olsen	1996-97	Joseph Seefried	1937-39	Ryan Weber	2012-14
McCoy Mariner	1928-29	John Onderish	1965-66	Joe Sekora	1976-79	Billy Wells	1970-74
James Marks	1930-33	Jacori Owens	2021-23	Larry Seneta	1961-64	Ronald Wetzal	1965-66
Vince Marrow	1988-89	ppppPpppp		Charles Serednesky	1965-66	Don Weyer	1952-54
Sirlester Martin	2008-10	Gerald Parks	1974-78	"Mutt" Shaeffer	1947-48	Walter Whelen	1929-30
Steve Martin	1980-84	Tom Parks	2008-10	Brad Shank	1985-86	Louis Whiting	1977-78
Antwan Maxwell, Jr.	2018-19	Baylor Patterson	1937-41	Joe Sharik	1947-48	Alex Wilbourn	2017-18
Richard Mayberry	1951-52	Jack Patterson	1932-33	Ronald Shebeck	1953-54	Brian Williams	2005-06
Bob Mayberry	1952-57	Bob Patton	1967-71	Chris Shelton	2021-23	Dick Williams	1950-52
Greg Mayes	2006-07	Ryan Patton	1998-2002	Wills Shively	1929-30	Evan Williams	1934-35
Devonte Maymon	2010-11	John Pawlen	1941-42	Zach Silverman	2004-05	J. C. Williams	1970-71
DeAndre Mays	2008-10	Olamide Pedersen	2018-20	Lou Simko	1935-36	Rahim Williams	2016-17
Bryce McBride	2022-23	Tony Pero	1959-63	Derick Simmons	1993-95	Richard Williams	1946-47
Brian McCall	1942-43	Kendrick Perry	2010-14	Jelani Simms	2018-20	Troy Williams	1981-85
Howard McBroy	1958-61	Nate Perry	2010-12	Jerome Sims	1991-92	Marlon Williamson	1999-2003
Rickie McClanahan	1998-99	Marty Pesut	1959-60	Jeff Skeeles	1969-72	James Wilson	1985-87
Mike McClenahan	1982-84	Harry Peterson	1931-34	Andre Smith	1993-95	Roy Winston	1966-67
Art McCullough	1980-83	Al Petollini	1942-43	Henry Smith	1954-55	Louis Winters	930-31
Wayne McDevitt	1973-75	Bill Phillips	1986-87	James Smith	1936-38	Ray Wise	1946-50
Bill McDonald	1932-34	Jerry Pierce	1956-57	Ronald Smith	1968-72	Chris Wisneski	1977-78
John "Mickey" McDonald	1928-31	"Butch" Platt	1958-59	Pete Solar	1931-32	William Wolf	1959-63
John McBroy	1965-69	Jalon Plummer	2013-15	Michael Solmen	1984-88	Andy Woodall	1955-56
Fred McFarland	1931-35	Mike Podolsky	2010-14	Mike Soroka	1947-48	Mike Woodard	2003-04
Chris McGill	1997-98	Ed Poplava	1951-55	Willie Spellman	1996-98	Antoine Woods	1993-94
Jay McHugh	1982-83	Mark Popoveck	1975-76	Kevin Spivey	1985-86	yyyyYyyyy	
Jerry "Red" McKinney	1958-59	Jamel Porter	2002-03	Grant Spong	1933-34	Kenny Young	1975-76
Francis "Red" McLaughlin	1938-40	Steve Postel	1974-75	Jack Staff	1942-43	Mickey Yugovich	1956-60
Bill McMeans	1969-73	Angelo Prezioso	1937-38	Ray Stambaugh	1932-33	Bob Yuhas	1951-54
Matt McMurray	1993-97	John Price	1946-47	Fred Staunch	1964-65	zzzzZzzzz	
Tim McNair	1987-88	Chris Prichard	1989-90	Tom Steele	1966-67	John Zban	1955-56
John R. McPhee	1930-31	Pete Prokop	1946-47	Rich Steffen	1969-70	Dave Zeigler	1978-80
Khari McQueen	2000-01/02-05	Jeff Puffer	1972-74	Dennis Steinbeck	1966-70	Joe Zemba	1946-48
James McVay	1996-97	Hugh "Red" Pugh	1935-38	Joe Stephenson	1947-48	Bob Ziak	1971-72
Steve Melchoir	1974-75	Fred Purucker	1932-33	Shaun Stewart	2014-15	Joe Ziak	1968-71
John Melfi	1955-59	Charley Pusin	1956-57	Ryan Stollo	2015-18	Bill Zimmer	1947-48
Ralph Melfi	1953-57	qqqqQqqqq		Bill Stoudt	1947-48	Ken Zinz	1965-66
Jon Mends	2002-05	Darius Quisenberry	2018-21	Terrell Stuart	1990-91	Immanuel Zorngvol	2023-Present
Jim Merchant	1954-55	rrrrRrrrr		Mike Sullivan	1989-90	Cale Zuiker	2011-12
Gregg Merrill	1969-72	Hank Raber, Jr.	1993-97	Vytas Sulskis	2007-11		
Lou Meuhlbaauer	1946-50	Brian Radakovich	2001-05	Charles Swalko	1965-67		
Al Meyers	1938-39	Ricardo Ragland	1978-79	Bill Swift	1954-55		
John Mihalenko	1959-61	Russ Ramage	1932-33	Stanley Sylak	1935-38		
John Milliken	1959-60	Lindsay Randall	1968-71	ttttTtttt			
Dave Milliren	1996-98	Shemar Rathan-Mayes	2020-23	Steve Taczak	1975-78		
Harold Mintz	1942-43	Clarence Ray	1987-89	Frank Tavalario	1954-55		
Steve Miodrag	1976-80	Zack Rebillot	2006-10	Atiba Taylor	2018-19		
Aaron Mitchell	1973-74	John Reed	1972-75	Roy Taylor	1956-60		
Tony Mitchell	1973-77	Danny Reese	2011-13	Willie Teague	1966-70		
Leo Mogus	1939-43	Ziggy Reid	2023-24	Brian Thaxton	1991-94		
Chuck Montgomery	1969-72	Francis Reinher	1938-39	Damon Thomas	1994-95		
Randy Montgomery	1973-75	Wade Renner	1989-90	Jamir Thomas	2019-22		
Montgomery	1927-28	James Rich	1932-34	Lee Thomas	1947-48		
Charles Moore	1954-58	Henry Richetto	1941-43	Robert Thomas	1953-54		
Pat Moore	1954-55	Dan Ritter	2017-18	Brett Thompson	2023-24		
Pat "P.J." Moore	1978-79	Garry Robbins	1983-86	Clifford Thompson	1954-55		
Terry Moore	1973-77	Keston Roberts	2005-07	Don Thompson	1975-78		
Chris Morgan	2011-12	Bill Robinson	1935-36	Carl Tidmore	1987-88		
Devin Morgan	2018-20	Greg Robinson	1997-98	Demond Tidwell	1997-98		



ALL-TIME SERIES RECORDS

Team	Record	First Meeting	Recent Meeting
Adrian	1-3	1932-33	1955-56
Air Force	1-1	1991-92	1992-93
Akron	32-59	1937-38	2019-20
Alabama	0-1	1984-85	1984-85
Alabama State	2-0	1984-85	1990-91
Alderson-Broadus	8-0	1960-61	1967-68
Allegheny	4-3	1930-31	2008-09
Alliance	48-7	1938-38	1976-77
Alma	3-0	1959-60	1961-62
Alumni	4-0	1932-33	1937-38
American	0-2	2015-16	2016-17
Anderson	1-1	1957-58	1958-59
Ashland	15-10	1939-40	1986-87
Auburn	0-1	1983-84	1983-84
Austin Peay	8-8	1981-82	2013-14
Baldwin-Wallace	22-22	1946-47	1972-73
Ball State	1-0	1983-84	1983-84
Baltimore	1-0	1977-78	1977-78
Bellarmine	5-4	1976-77	1984-85
Belmont Abbey	1-0	1967-68	1967-68
Bethany (W.Va.)	1-0	2023-24	2023-23
Bethune-Cookman	2-0	2012-13	2013-14
Binghamton	3-0	2018-19	2020-21
Bluffton	1-0	1990-91	1990-91
Boston College	0-1	2000-01	2000-01
Boston	0-2	2003-04	2004-05
Bowling Green	4-10	1938-39	2015-16
Brooklyn	3-0	1984-85	1988-89
Bucknell	1-0	1986-87	1986-87
Buffalo	14-13	1962-63	2011-12
Buffalo State	5-3	1965-66	1977-78
Butler	3-22	1982-83	2017-18
Butler Paulists	0-1	1930-31	1930-31
California (Pa.)	1-0	1928-29	1928-29
California-Haywood	1-0	1974-75	1974-75
UCLA	0-1	2007-08	2007-08
California-Riverside	1-1	2009-10	2011-12
UC San Diego	1-0	2022-23	2022-23
Canisius	2-6	1940-41	2022-23
Capital	1-0	1935-36	1935-36
Carlow	1-0	2020-21	2020-21
Carnegie Tech	3-4	1929-30	1955-56
Case Western Reserve	5-2	1946-47	1955-56
CCNY	1-0	1976-77	1976-77
Central Connecticut State	3-4	1993-94	1996-97
Central Florida	1-0	1996-97	1996-97
Central Michigan	4-7	1985-86	2022-23
Central State	7-7	1956-57	1998-99
Charlotte	0-1	2008-09	2008-09
Chattanooga	0-1	1999-00	1999-00
Cheyney	2-2	1969-70	1980-81
Chicago State	13-8	1988-89	2001-02
Christian Brothers	0-1	1959-60	1959-60
Cincinnati	0-3	1993-94	2000-01
Citadel	0-1	1990-91	1990-91
CCNY	1-0	1976-77	1976-77
Clarion	6-4	1927-28	2000-01
Clemson	0-1	1988-89	1988-89
Cleveland State	46-58	1930-31	2023-24
Coastal Carolina	0-1	1990-91	1990-91
Colby	0-1	1952-53	1952-53
Columbia	2-0	1982-83	2018-19
Coppin State	0-2	1991-92	1991-92
Cortland Teachers	1-0	1939-40	1939-40
Culver Stockton	1-0	1958-59	1958-59
Davis & Elkins	0-2	1938-39	1938-39
Dayton	4-6	1940-41	2023-24
Defiance	3-1	1939-40	2021-22
Delaware State	4-2	1978-79	1990-91
DePaul	0-3	1960-61	2017-18
Detroit Mercy	18-40	1953-54	2022-23
Detroit Tech	2-0	1956-57	1957-58
Drexel	0-2	1991-92	1992-93
Duquesne	2-10	1941-42	2012-13
Dyke	1-0	1991-92	1991-92
Eastern Illinois	5-10	1974-75	1995-96
Eastern Kentucky	9-9	1981-82	2013-14
Eastern Michigan	4-7	1957-58	2014-15
Eastern Montana	1-1	1969-70	1972-73
Eastern Washington	1-0	1987-88	1987-88
Emporia State	1-0	1956-57	1956-57
Evansville	0-1	2001-02	2001-02
Farleigh Dickinson	1-1	1997-98	1998-99
Ferris State	1-0	1983-84	1983-84
Findlay	2-1	1951-52	1958-59
Florida A&M	2-1	1961-62	1986-87
Florida Atlantic	1-0	2000-01	2000-01
Florida Gulf Coast	0-1	2015-16	2015-16
Florida International	2-1	2013-14	2018-19
Fordham	0-1	2018-19	2018-19
Franciscan	1-0	2017-18	2017-18
Fredonia State	1-0	2011-12	2011-12
Gannon	39-25	1946-47	1982-83
Geneva	33-20	1931-32	2015-16
Georgetown	1-0	1953-54	1953-54
George Washington	1-0	2012-13	2012-13
Georgia	1-0	2012-13	2012-13
Georgia Southern	0-1	1985-86	1985-86
Georgia State	2-0	1973-74	1974-75
Georgia Tech	0-1	1992-93	1992-93
Glenville State	1-0	1942-42	1942-42
Grace Christian	1-0	2022-23	2022-23
Green Bay	17-35	1992-93	2022-23
Grove City	6-1	1933-34	1942-43
Gustavus Adolphus	1-0	1949-50	1949-50
Heidelberg	1-0	2018-19	2018-19
High Point	2-0	2008-09	2009-10
Hillsdale	15-3	1960-61	1975-76
Hiram	27-5	1928-29	2012-13
Hofstra	0-2	1998-99	1998-99
Houston Baptist	1-0	1988-89	1988-89
Idaho	0-1	1998-99	1998-99
Idaho State	0-1	2017-18	2017-18
UIC	17-33	1992-93	2021-22
Illinois Wesleyan	8-0	1963-64	1971-72
Indiana	0-1	2017-18	2017-18
Indiana (Pa.)	5-9	1928-29	1933-34
Indiana State	0-1	2002-03	2002-03
IUPUI	21-2	1975-76	2023-24
Ithaca	2-1	1939-40	1963-64
Jacksonville	0-1	2012-13	2012-13
James Madison	2-1	2005-06	2012-13
John Carroll	11-9	1935-36	1957-58
Juniata	1-0	1942-43	1942-43
Kean (Newark State)	1-0	1936-37	1936-37
Kennedy James	0-1	1929-30	1929-30
Kennesaw State	1-1	2013-14	2014-15
Kent State	17-32	1928-29	2017-18
Kentucky Wesleyan	0-2	1959-60	1961-62
Kenyon	10-1	1968-69	1995-96
Lake Erie	1-0	2023-24	2023-24
Lakeland	2-0	1962-63	1963-64
LaRoche	1-0	1996-97	1996-97
LaSalle	2-1	1951-52	1983-84
Lawrence Tech	4-0	1955-56	1964-65
Le Moyne	0-1	1963-64	1963-64
Liberty	1-2	1988-89	1990-91
Lincoln	1-0	1960-61	1960-61
Lock Haven	4-0	2004-05	2008-09
Long Island	0-1	1936-37	1936-37
Louisiana	0-2	2019-20	2023-24
Louisville	0-1	2019-20	2019-20
Loyola (Chicago)	16-14	1955-56	2012-13
Maine	2-3	1964-65	1996-97
Malone	4-0	1962-63	2010-11
Mankato State	1-0	1977-78	1977-78
Marietta	10-8	1948-49	1963-64
Marist	1-0	1986-87	1986-87
Marshall	1-6	1947-48	2005-06
Marygrove	1-0	2012-13	2012-13
Maryland	0-1	2008-09	2008-09
UM-Baltimore County	2-0	1989-90	1989-90
UM-Eastern Shore	3-1	1978-79	1982-83
Massachusetts	0-1	2013-14	2013-14
Messiah	1-0	1991-92	1991-92
Mexico City YMCA	1-0	1941-42	1941-42
Michigan	0-6	1984-85	2023-24
Michigan Lutheran	6-2	1964-65	1968-69
Michigan State	0-2	2006-07	2016-17
Middle Tennessee State	7-9	1981-82	1987-88
Milwaukee	21-33	1973-74	2023-24
Minnesota	0-4	1988-89	1991-92
Missouri	0-1	1981-82	1981-82
Missouri State (SMS)	1-1	1965-66	2004-05
UMKC	14-8	1988-89	2014-15
Missouri-Rolla	1-0	1974-75	1974-75
Montana	0-2	1998-99	1999-00
Morehead State	6-12	1981-82	1990-91
Morgan State	2-0	1985-86	2021-22
Morris Harvey	2-0	1960-61	1960-61
Mount Union	11-12	1928-29	1978-79
Murray State	4-11	1981-82	1994-95
Muskingum	15-8	1941-42	1967-68
Navy	1-1	2022-23	2023-24
Nebraska-Omaha	0-4	1974-75	1975-76
New Hampshire	3-0	1960-61	1974-75
Niagara	7-8	1957-58	2021-22
Nicholls State	1-0	1989-90	1989-90
North Carolina Central	2-0	2009-10	2019-20
North Carolina State	0-1	2010-11	2010-11
UNC-Wilmington	2-1	1982-83	1983-84
North Dakota	1-0	2015-16	2015-16
North Dakota State	0-1	2012-13	2012-13
North Texas State	0-1	1985-86	1985-86
Northeastern Illinois	6-7	1989-90	1997-98
Northern Arizona	0-1	1946-47	1946-47
Northern Colorado	0-1	2017-18	2017-18
Northern Illinois	1-3	1992-93	1993-94
Northern Iowa	7-4	1976-77	2000-01
Northern Kentucky	12-17	1975-76	2023-24
Northern Michigan	2-4	1978-79	1980-81
Northern (S.D.) State	1-0	1958-59	1958-59
Northwestern	0-4	1992-93	1995-96
Notre Dame	0-4	1996-97	2022-23
Notre Dame College	1-0	2011-12	2011-12
Oakland	12-22	1998-99	2023-24
Oberlin	4-2	1927-28	2014-15
Ohio	5-15	1940-41	2023-24
Ohio Chiropractic	3-5	1928-29	1938-39
Ohio Christian	1-0	2023-24	2023-24
Ohio Dominican	4-0	1971-72	1983-84
Ohio State	0-5	1982-83	2018-19
Ohio Wesleyan	1-0	1971-72	1983-84
Oklahoma State	0-1	2022-23	2022-23
Oral Roberts	5-7	1997-98	2000-01
Parsons	1-0	1964-65	1964-65
Penn State	0-2	2011-12	2021-22
Philadelphia Textile	10-6	1962-63	1980-81
Pittsburgh	1-8	1971-72	2018-19
Pittsburgh-Bradford	1-0	1991-92	1991-92
Pittsburgh-Johnstown	0-1	1991-92	1991-92
Point Park	2-0	1990-91	2020-21
Prairie View A&M	0-1	1988-89	1988-89
Purdue	0-2	1983-84	2015-16
Purdue Fort Wayne	6-6	2001-02	2023-24
Quincy (Ill.)	2-2	1957-58	1964-65
Radford	2-1	1987-88	1991-92
Randolph-Macon	1-1	1965-66	1976-77
Rider	0-2	1935-36	1936-37
Rio Grande	1-0	1947-48	1947-48
Robert Morris	15-14	1989-90	2023-24
Rochester (Mich.)	1-0	2020-21	2020-21
Rockhurst	1-0	1958-59	1958-59
Saint Francis (Pa.)	17-22	1931-32	2012-13
Saint Joseph's (Ind.)	1-1	1974-75	1976-77
Saint Louis	0-5	1985-86	1988-89
St. Bonaventure	1-6	1939-40	2005-06
St. John's (N.Y.)	0-2	1986-87	2013-14
St. Joseph's (Pa.)	1-0	1941-42	1941-42
St. Lawrence	0-2	1938-39	1939-40
St. Mary's (Calif.)	0-2	1973-74	1998-99
St. Mary's (Mich.)	1-0	1985-86	1985-86
St. Norbert	1-0	1968-69	1968-69
St. Peter's (N.J.)	2-2	1992-93	2009-10
St. Thomas (Minn.)	1-0	2021-22	2021-22
St. Thomas Aquinas (N.Y.)	0-1	1935-36	1935-36
St. Vincent	36-21	1929-30	1990-91
Saginaw Valley	1-0	1977-78	1977-78
Samford	3-0	1974-75	2011-12
San Diego	1-0	1970-71	1970-71
San Francisco State	3-2	1966-67	1973-74
Siena	1-2	1996-97	2005-06
Shawnee State	1-0	2002-03	2002-03
Slippery Rock	16-8	1931-32	2007-08
South Alabama	1-3	1984-85	2016-17
South Carolina	0-1	1988-89	1988-89
South Carolina State	2-0	1960-61	1986-87
USC-Upstate	1-0	2019-20	2019-20
South Dakota	2-1	2013-14	2017-18
South Florida	0-2	1984-85	2012-13
SE Missouri State	2-0	2019-20	2021-22
Southeastern Louisiana	1-1	1987-88	2004-05
Southeast Oklahoma	0-1	1956-57	1956-57
Southern (Calif.) College	1-0	1974-75	1974-75
Southern (La.)	1-0	2022-23	2022-23
Southern Illinois	0-1	1959-60	1959-60
SIU-Edwardsville	1-1	1975-76	2021-22
Southern Miss	0-1	2017-18	2017-18
Southern Utah	5-4	1997-98	2000-01
Stetson	1-0	1996-97	1996-97
Steubenville	28-16	1950-51	1979-80
Susquehanna	2-0	1964-65	1965-66
Tennessee (A&I) State	3-8	1958-59	1999-00
UT-Chattanooga	1-0	1999-00	1999-00
UT-Martinez	1-0	2022-23	2022-23
Tennessee Tech	8-10	1980-81	1987-88
Texas Southern	1-0	1966-67	1966-67
Thiel	14-4	1927-28	2019-20
Thomas More	1-1	1969-70	1994-95
Toledo	2-11	1941-	



SERIES RECORDS BY OPPONENT

vs. Adrian (1-3)

Home 1-1
 Away..... 0-2
 Neutral..... 0-0
 Streak..... L1

Date Location Result

Feb. 4, 1956..... Adrian, Mich.L, 86-87
 Dec. 17, 1955..... YoungstownW, 102-73
 Jan. 3, 1955..... Adrian, Mich.L, 79-80
 Jan. 3, 1933..... Youngstown.....L, 27-36

vs. Air Force (1-1)

Home 1-0
 Away..... 0-1
 Neutral..... 0-0
 Streak..... W1

Date Location Result

Dec. 3, 1992..... Youngstown W, 82-78
 Jan. 25, 1992..... Colorado SpringsL, 57-83

vs. Akron (32-59)

Home 23-22
 Away..... 9-36
 Neutral..... 0-1
 Streak..... L2

Date Location Result

Nov. 21, 2019..... Akron.....L, 60-82
 Nov. 10, 2018..... Cleveland.....L, 69-98
 Nov. 12, 2016..... Youngstown.....W, 90-82
 Dec. 19, 2011..... Akron.....L, 62-88
 Nov. 20, 2010..... Akron.....LOT, 84-91
 Jan. 26, 2009..... YoungstownL, 53-67
 Dec. 21, 2007..... Akron.....L, 59-79
 Jan. 2, 2007..... YoungstownL, 61-70
 Nov. 26, 2005..... Akron.....L, 62-67
 Dec. 10, 1994..... Youngstown W, 69-53
 Dec. 11, 1993..... Akron.....L, 47-52
 Jan. 2, 1993..... YoungstownL, 59-65
 Dec. 12, 1992..... Akron.....L, 66-82
 Feb. 20, 1992..... YoungstownL, 67-73
 Jan. 23, 1992..... Akron.....L, 67-80
 Feb. 18, 1991..... Akron.....L, 70-75
 Jan. 23, 1991..... YoungstownLOT, 66-71
 Feb. 3, 1990..... Akron.....L, 68-71
 Jan. 6, 1990..... YoungstownL, 61-90
 Feb. 4, 1989..... YoungstownL, 73-99
 Jan. 16, 1989..... Akron.....L, 73-97
 Feb. 6, 1988..... Akron.....L, 59-90
 Jan. 9, 1988..... YoungstownL, 61-80
 March 2, 1987..... Akron.....L, 74-103
 Jan. 31, 1987..... Youngstown W, 71-68
 Jan. 3, 1987..... Akron.....L, 46-60
 Feb. 1, 1986..... Akron.....W, 65-62
 Jan. 4, 1986..... YoungstownL, 62-64
 Feb. 2, 1985..... Youngstown W, 73-67
 Jan. 5, 1985..... Youngstown W, 75-61
 Feb. 4, 1984..... Akron.....W3OT, 74-72
 Jan. 6, 1984..... Youngstown W, 80-51
 Feb. 26, 1983..... Akron.....W, 52-48
 Jan. 29, 1983..... YoungstownLOT, 66-68
 Feb. 13, 1982..... YoungstownL, 61-78
 Jan. 16, 1982..... Akron.....L, 62-64
 Feb. 25, 1981..... Youngstown W, 78-64
 Dec. 16, 1980..... Akron.....L, 67-85
 Jan. 8, 1980..... Akron.....W, 80-67
 Dec. 15, 1979..... Youngstown W, 87-53
 Feb. 3, 1979..... Akron.....L, 47-61
 Jan. 6, 1979..... Youngstown W, 53-51

Feb. 4, 1978..... Akron..... W, 91-78
 Jan. 14, 1978..... YoungstownW, 101-81
 Feb. 26, 1977..... Akron..... W, 84-80
 Jan. 15, 1977..... YoungstownL, 56-61
 Feb. 11, 1976..... Akron.....L, 55-73
 Jan. 17, 1976..... Youngstown W, 58-57
 Dec. 20, 1975..... YoungstownL, 62-64
 Feb. 12, 1975..... Akron.....L, 55-70
 Feb. 1, 1975..... YoungstownL, 61-65
 Feb. 2, 1974..... Akron..... W, 78-69
 Jan. 26, 1974..... YoungstownL, 70-79
 Feb. 28, 1973..... Akron.....L, 53-62
 Jan. 27, 1973..... YoungstownL, 59-65
 March 11, 1972..... Akron.....L, 71-87
 Jan. 29, 1972..... YoungstownL, 53-54
 Jan. 5, 1972..... Akron.....L, 57-62
 Jan. 23, 1971..... Akron.....L, 71-77
 Jan. 6, 1971..... YoungstownL, 73-98
 Feb. 14, 1970..... Youngstown W, 80-69
 Dec. 20, 1969..... Akron..... W, 55-48
 Jan. 18, 1969..... Akron.....L, 59-73
 Jan. 7, 1969..... Youngstown W, 49-41
 Feb. 27, 1968..... Youngstown W, 71-68
 Dec. 2, 1967..... Akron.....L, 57-65
 March 4, 1966..... Akron.....L, 63-70
 Dec. 28, 1963..... YoungstownW, 101-82
 Dec. 14, 1962..... Akron.....L, 55-63
 Jan. 8, 1962..... Youngstown W, 63-46
 Feb. 17, 1960..... YoungstownL, 76-97
 Dec. 20, 1960..... Akron.....L, 63-79
 Dec. 13, 1958..... Akron.....L, 66-79
 Dec. 18, 1957..... Youngstown W, 83-70
 Jan. 5, 1957..... Akron.....L, 63-68
 Jan. 8, 1956..... Youngstown W, 76-74
 Feb. 5, 1955..... YoungstownL, 84-92
 Jan. 30, 1954..... Youngstown W, 80-74
 Jan. 3, 1953..... Akron.....L, 73-91
 Jan. 2, 1952..... Youngstown W, 83-75
 Jan. 18, 1950..... YoungstownL, 74-90
 Jan. 6, 1951..... Akron.....W, 66-57
 Jan. 5, 1949..... Akron.....L, 57-78
 Jan. 7, 1948..... YoungstownL, 55-66
 Jan. 22, 1947..... YoungstownL, 41-71
 Jan. 27, 1942..... Akron.....L, 39-57
 Jan. 5, 1942..... Youngstown W, 49-42
 Feb. 15, 1941..... Youngstown W, 43-39
 Feb. 1, 1941..... Akron.....L, 28-62
 Feb. 9, 1938..... Youngstown W, 32-31
 Dec. 11, 1937..... Akron.....L, 16-23

vs. Alabama(0-1)

Home 0-0
 Away..... 0-1
 Neutral..... 0-0
 Streak..... L1

Date Location Result

Dec. 20, 1984..... Tuscaloosa.....L, 69-88

vs. Alabama State(2-0)

Home 1-0
 Away..... 0-0
 Neutral..... 1-0
 Streak..... W2

Date Location Result

Nov. 30, 1984..... Cedar Falls, Iowa W, 81-55
 Dec. 21, 1990..... Youngstown W, 89-87

vs. Alderson-Broaddus (8-0)

Home 5-0
 Away..... 3-0
 Neutral..... 0-0
 Streak..... W8

Date Location Result

Jan. 4, 1968..... Youngstown W, 98-86
 Feb. 6, 1967..... Philippi, W. Va. W, 79-74
 Jan. 24, 1966..... Youngstown W, 83-66
 Feb. 11, 1965..... Philippi, W. Va. W, 89-71
 Jan. 27, 1964..... Youngstown W, 93-53
 Dec. 12, 1962..... Youngstown W, 83-45
 Dec. 11, 1961..... Philippi, W. Va. W, 69-51
 Jan. 7, 1961..... Youngstown W, 98-82

vs. Alleghany (4-3)

Home 2-1
 Away..... 2-2
 Neutral..... 0-0
 Streak..... W4

Date Location Result

Nov. 22, 2009..... Youngstown W, 96-59
 Dec. 18, 1935..... Meadville, Pa. W, 24-14
 Dec. 19, 1934..... Meadville, Pa. W, 33-29
 Dec. 16, 1933..... Youngstown W, 27-26
 Dec. 16, 1932..... Meadville, Pa.L, 24-34
 Jan. 5, 1932..... YoungstownL, 21-44
 Jan. 2, 1931..... Meadville, Pa.L, 17-39

vs. Alliance (48-7)

Home 26-2
 Away..... 22-5
 Neutral..... 0-0
 Streak..... W17

Date Location Result

Dec. 15, 1976..... Alliance, Ohio W, 95-68
 Feb. 25, 1976..... Youngstown W, 95-59
 Jan. 22, 1975..... Alliance, Ohio W, 96-85
 Jan. 15, 1975..... YoungstownW, 112-62
 Jan. 16, 1974..... YoungstownW, 95-69
 Jan. 5, 1974..... Alliance, Ohio W, 85-80
 Jan. 6, 1973..... Alliance, Ohio W, 74-61
 Dec. 16, 1972..... Youngstown W, 75-70
 Feb. 5, 1972..... Alliance, Ohio W, 82-59
 Jan. 15, 1972..... Youngstown W, 71-47
 Feb. 20, 1971..... Alliance, Ohio W, 107-63
 Jan. 28, 1971..... Youngstown W, 74-60
 Feb. 21, 1970..... Alliance, Ohio W, 82-51
 Jan. 17, 1970..... Youngstown W, 93-66
 Feb. 19, 1969..... Alliance, Ohio W, 66-53
 Jan. 11, 1969..... YoungstownW, 105-84
 Feb. 6, 1968..... YoungstownW, 103-73
 Jan. 13, 1968..... Alliance, OhioL, 65-67
 Jan. 10, 1967..... Alliance, Ohio W, 87-72
 Dec. 1, 1966..... Youngstown W, 92-67
 Feb. 17, 1966..... Youngstown W, 65-51
 Jan. 5, 1966..... Alliance, Ohio W, 65-59
 Feb. 24, 1965..... Alliance, OhioL, 69-78
 Feb. 4, 1965..... Youngstown W, 83-73
 Feb. 10, 1964..... Youngstown W, 70-67
 Feb. 18, 1963..... Youngstown W, 68-60
 Jan. 19, 1963..... Alliance, OhioL, 66-75
 Feb. 19, 1962..... Youngstown W, 78-69
 Feb. 7, 1962..... Alliance, OhioL, 63-80
 Feb. 22, 1961..... Alliance, OhioL, 49-64
 Feb. 8, 1961..... Youngstown W, 87-51
 Feb. 1, 1960..... YoungstownL, 58-60
 Dec. 14, 1959..... Alliance, Ohio W, 75-65



SERIES RECORDS BY OPPONENT

Feb. 18, 1959Alliance, Ohio..... W, 95-63
 Dec. 8, 1958Alliance, Ohio..... W, 91-58
 Feb. 3, 1958Alliance, Ohio..... W, 92-50
 Dec. 11, 1957Youngstown W, 88-59
 Jan. 28, 1957Youngstown W, 99-58
 Dec. 12, 1956Alliance, Ohio..... W, 89-48
 Feb. 15, 1956Youngstown W, 90-70
 Jan. 14, 1956Alliance, Ohio..... W, 82-60
 Jan. 31, 1955Youngstown W, 95-76
 Jan. 15, 1955Alliance, Ohio..... W, 87-81
 Feb. 1, 1954Youngstown W, 90-79
 Jan. 11, 1954Alliance, Ohio..... W, 79-60
 Jan. 31, 1953Alliance, Ohio..... W, 81-64
 Dec. 4, 1952YoungstownL, 55-68
 Feb. 2, 1952Alliance, Ohio..... W, 86-62
 Dec. 10, 1951Youngstown W, 89-29
 Feb. 10, 1951Alliance, Ohio..... W, 87-38
 Dec. 6, 1950Youngstown W, 73-46
 Feb. 19, 1949Alliance, Ohio..... W, 69-36
 Feb. 6, 1948Youngstown W, 58-50
 Feb. 22, 1938Youngstown W, 38-36
 Feb. 4, 1938Youngstown W, 50-31

vs. Alma(3-0)

Home 2-0
 Away..... 1-0
 Neutral..... 0-0
 Streak..... W3

Date Location Result
 Dec. 4, 1961 Youngstown W, 101-64
 Jan. 9, 1960 Alma, Mich. W, 88-51
 Dec. 5, 1959 Youngstown W, 81-55

vs. Alumni (4-0)

Home 4-0
 Away..... 0-0
 Neutral..... 0-0
 Streak..... W4

Date Location Result
 Jan. 5, 1938 Youngstown W, 47-25
 Dec. 28, 1935 Youngstown W, 41-17
 Dec. 29, 1933 Youngstown W, 27-19
 Dec. 30, 1932 Youngstown W, 42-33

vs. American (0-2)

Home 0-1
 Away..... 0-1
 Neutral..... 0-0
 Streak..... L2

Date Location Result
 Dec. 10, 2016 Washington DC..... L, 62-77
 Dec. 4, 2015 YoungstownL, 56-60

vs. Anderson (1-1)

Home 1-1
 Away..... 0-0
 Neutral..... 0-0
 Streak..... L1

Date Location Result
 Feb. 23, 1959 YoungstownL, 69-71
 Dec. 26, 1957 Youngstown W, 84-71

vs. Ashland (15-10)

Home 9-4
 Away..... 6-6
 Neutral..... 0-0
 Streak..... W3

Date Location Result
 Dec. 22, 1986 Youngstown W, 85-76
 Feb. 23, 1981 Ashland, Ohio..... W, 89-85
 Jan. 14, 1981 Youngstown W, 70-67
 Feb. 26, 1980 Ashland, Ohio.....L, 74-82
 Jan. 17, 1980 Youngstown W, 83-81
 Feb. 27, 1979 Ashland, Ohio..... W, 112-73
 Jan. 17, 1979 YoungstownL, 102-107
 Feb. 28, 1978 Ashland, Ohio..... W, 56-51
 Jan. 18, 1978 Youngstown W, 101-80
 March 1, 1977 Ashland, Ohio.....L, 72-73
 Jan. 19, 1977 Youngstown W, 67-63
 March 1, 1976 Ashland, Ohio.....L, 67-72
 Feb. 14, 1976 Youngstown W, 60-55
 Feb. 5, 1975 Ashland, Ohio..... W, 71-64
 Jan. 18, 1975 Youngstown W, 96-80
 Feb. 27, 1974 Ashland, Ohio.....L, 84-98
 Jan. 9, 1974 YoungstownL, 67-83
 Dec. 1, 1965 Ashland, Ohio..... W, 57-47
 Dec. 1, 1964 Ashland, Ohio..... W, 43-41
 Dec. 7, 1963 Youngstown W, 83-49
 Dec. 1, 1962 YoungstownL, 51-66
 Dec. 1, 1961 Ashland, Ohio.....L, 71-76
 Dec. 1, 1960 Youngstown W, 95-84
 Jan. 13, 1940 YoungstownL, 28-37
 Dec. 7, 1939 Ashland, Ohio.....L, 30-39

vs. Auburn (0-1)

Home 0-0
 Away..... 0-0
 Neutral..... 0-1
 Streak..... L1

Date Location Result
 Dec. 8, 1983 Mobile, Ala.....L, 52-78

vs. Austin Peay (8-8)

Home 5-3
 Away..... 3-5
 Neutral..... 0-0
 Streak..... L6

Date Location Result
 Nov. 30, 2013 YoungstownL, 86-88
 Feb. 18, 2012 Clarksville.....L, 68-71
 Feb. 13, 1988 Clarksville.....L, 54-91
 Feb. 1, 1988 YoungstownL, 68-78
 Feb. 21, 1987 Clarksville..... L, 89-106
 Jan. 19, 1987 YoungstownL, 68-74
 Feb. 22, 1986 Youngstown W, 64-60
 Jan. 20, 1986 Clarksville.....L, 66-74
 Feb. 16, 1985 Youngstown W, 80-64
 Jan. 12, 1985 Clarksville.....L, 72-74
 Feb. 16, 1984 Clarksville..... W, 62-57
 Jan. 12, 1984 Youngstown W, 73-63
 Feb. 10, 1983 Clarksville..... W, 73-72
 Jan. 15, 1983 Youngstown W, 75-70
 Feb. 25, 1982 Youngstown W, 65-51
 Dec. 10, 1981 Clarksville..... W, 66-50

vs. Baldwin-Wallace (22-22)

Home 16-8
 Away..... 6-14
 Neutral..... 0-0
 Streak..... W1

Date Location Result
 Feb. 7, 1973 Youngstown W, 88-50
 Feb. 8, 1972 Berea, OhioL, 69-84
 Jan. 2, 1971 Youngstown W, 65-59
 Dec. 11, 1969 Berea, Ohio W, 83-69
 Jan. 9, 1969 YoungstownL, 68-74
 Feb. 13, 1968 Berea, OhioL, 77-79
 Dec. 30, 1966 Youngstown W, 102-74
 Dec. 8, 1965 Berea, Ohio W, 97-70
 Jan. 4, 1965 Youngstown W, 83-70
 Jan. 18, 1964 Berea, Ohio W, 74-63
 Feb. 7, 1963 Youngstown W, 60-42
 Feb. 26, 1962 Berea, OhioL, 64-66
 Jan. 22, 1962 Youngstown W, 61-52
 Feb. 15, 1961 Youngstown W, 82-61
 Jan. 28, 1961 Berea, OhioL, 64-74
 Jan. 16, 1960 Berea, Ohio W, 67-60
 Dec. 12, 1959 Youngstown W, 89-60
 March 3, 1959 Youngstown W, 97-77
 Feb. 28, 1959 Berea, Ohio W, 91-80
 Jan. 14, 1959 Youngstown W, 106-82
 Jan. 25, 1958 Berea, Ohio W, 70-59
 Jan. 8, 1958 Youngstown W, 82-74
 Jan. 16, 1957 Youngstown W, 110-90
 Dec. 1, 1956 Berea, OhioL, 72-82
 Feb. 25, 1956 Berea, Ohio L, 88-107
 Jan. 15, 1956 YoungstownL, 89-92
 Feb. 3, 1955 YoungstownL, 89-98
 Dec. 4, 1954 Berea, OhioL, 67-74
 Feb. 2, 1954 Youngstown W, 89-73
 Dec. 28, 1953 Youngstown W, 82-71
 Dec. 5, 1953 Berea, OhioL, 60-80
 Feb. 12, 1953 YoungstownL, 86-96
 Dec. 6, 1952 Berea, OhioL, 72-90
 Jan. 30, 1952 Youngstown W, 84-82
 Dec. 8, 1951 Berea, OhioL, 59-60
 Jan. 24, 1951 YoungstownL, 61-74
 Dec. 9, 1950 Berea, OhioL, 63-69
 Feb. 1, 1950 YoungstownL, 59-67
 Dec. 3, 1949 Berea, OhioL, 46-66
 Feb. 16, 1949 YoungstownL, 61-74
 Dec. 12, 1948 Berea, OhioL, 49-64
 Feb. 18, 1948 YoungstownL, 59-68
 Jan. 24, 1948 Berea, OhioL, 53-58
 Jan. 29, 1947 Youngstown W, 59-55

vs. Ball State (1-0)

Home 0-0
 Away..... 1-0
 Neutral..... 0-0
 Streak..... W1

Date Location Result
 Dec. 20, 1983 Muncie, Ind. W, 64-63

vs. Baltimore (1-0)

Home 1-0
 Away..... 0-0
 Neutral..... 0-0
 Streak..... W1

Date Location Result
 Dec. 29, 1977 Youngstown W, 71-56



SERIES RECORDS BY OPPONENT

vs. Belmont Abbey (1-0)

Home 1-0
 Away 0-0
 Neutral 0-0
 Streak W1

Date Location Result
 Dec. 23, 1967 Youngstown W, 78-71

vs. Bellarmine (5-4)

Home 3-2
 Away 2-2
 Neutral 0-0
 Streak W2

Date Location Result
 Dec. 29, 1984 Louisville, Ky. W, 86-84
 Dec. 4, 1982 Youngstown W, 96-79
 Jan. 5, 1982 Louisville, Ky. L, 61-64
 Jan. 3, 1981 Youngstown L, 77-78
 Dec. 18, 1979 Louisville, Ky. L, 85-95
 Jan. 3, 1979 Youngstown W, 81-74
 Feb. 14, 1978 Louisville, Ky. W, 68-63
 Dec. 20, 1977 Youngstown L, 63-70
 March 8, 1977 Youngstown W, 81-79

vs. Bethany (1-0)

Home 1-0
 Away 0-0
 Neutral 0-0
 Streak W1

Date Location Result
 Dec. 14, 2023 Youngstown 107-70

vs. Bethune-Cookman (2-0)

Home 1-0
 Away 1-0
 Neutral 0-0
 Streak W2

Date Location Result
 Dec. 17, 2013 Youngstown W, 71-59
 Dec. 21, 2012 Daytona Beach W, 67-51

vs. Binghamton (3-0)

Home 1-0
 Away 2-0
 Neutral 0-0
 Streak W3

Date Location Result
 Dec. 13, 2020 Binghamton W, 79-65
 Dec. 18, 2019 Youngstown W, 73-55
 Dec. 15, 2018 Binghamton W, 58-48

vs. Bluffton (1-0)

Home 1-0
 Away 0-0
 Neutral 0-0
 Streak W1

Date Location Result
 Nov. 24, 1990 Youngstown W, 108-73

vs. Boston (0-2)

Home 0-1
 Away 0-1
 Neutral 0-0
 Streak L2

Date Location Result
 Nov. 27, 2004 Youngstown L, 55-71
 Dec. 1, 2003 Boston L, 61-83

vs. Boston College (0-1)

Date Location Result
 Home 0-0
 Away 0-1
 Neutral 0-0
 Streak L1
 Dec. 9, 2000 Boston L, 65-93

vs. Bowling Green (4-10)

Home 2-5
 Away 2-4
 Neutral 0-1
 Streak L2

Date Location Result
 Nov. 22, 2015 Fort Myers L, 72-79
 Dec. 1, 2012 Bowling Green W, 58-49
 Feb. 19, 2011 Youngstown W, 83-76
 Dec. 11, 2004 Youngstown L, 59-81
 Feb. 21, 2004 Bowling Green L, 64-76
 Jan. 15, 1992 Youngstown L, 45-65
 Feb. 13, 1991 Bowling Green L, 64-79
 Dec. 2, 1989 Bowling Green L, 76-97
 Dec. 3, 1988 Youngstown L, 68-74
 Jan. 31, 1948 Youngstown L, 26-75
 Feb. 7, 1947 Bowling Green L, 52-60
 Jan. 21, 1943 Youngstown W, 56-53
 Dec. 9, 1939 Bowling Green W, 37-31
 Feb. 16, 1939 Youngstown L, 27-33

vs. Brooklyn (3-0)

Home 2-0
 Away 1-0
 Neutral 0-0
 Streak W3

Date Location Result
 Feb. 18, 1989 Youngstown W, 67-45
 Jan. 25, 1989 Brooklyn, N.Y. W, 83-70
 Nov. 26, 1984 Youngstown W, 71-58

vs. Bucknell (1-0)

Date Location Result
 Dec. 6, 1986 Youngstown W, 77-70

vs. Buffalo (14-13)

Home 10-3
 Away 4-10
 Neutral 0-0
 Streak L1

Date Location Result
 Dec. 10, 2011 Buffalo L, 72-80
 Nov. 16, 2010 Youngstown W, 64-53
 Nov. 15, 2008 Youngstown L, 62-70
 Feb. 23, 2008 Buffalo L, 82-95
 Dec. 6, 2003 Buffalo L, 66-86
 Dec. 7, 2002 Youngstown W, 63-48
 Feb. 14, 1998 Buffalo L, 57-72
 Jan. 14, 1998 Youngstown W, 81-62
 Feb. 12, 1997 Youngstown L, 59-67
 Jan. 22, 1997 Buffalo L, 48-70
 Feb. 1, 1996 Youngstown L, 51-53
 Jan. 2, 1996 Buffalo L, 56-60
 Feb. 18, 1995 Buffalo L, 72-75
 Jan. 14, 1995 Youngstown W, 70-63
 Feb. 10, 1994 Buffalo L, 60-64
 Jan. 12, 1994 Youngstown W, 86-78
 Feb. 10, 1993 Buffalo L, 64-76
 Jan. 20, 1993 Youngstown W, 104-89
 Dec. 13, 1991 Youngstown W, 76-72

Dec. 10, 1979 Buffalo W, 59-56
 Feb. 14, 1979 Youngstown W, 67-53
 Feb. 7, 1978 Buffalo L, 85-87
 Feb. 4, 1977 Youngstown W, 84-79
 Feb. 8, 1975 Buffalo W, 100-98
 Feb. 9, 1974 Youngstown W, 100-98
 Jan. 25, 1964 Buffalo W, 66-64
 March 9, 1963 Buffalo W, 65-53

v

s. Buffalo State (5-3)

Home 4-1
 Away 1-2
 Neutral 0-0
 Streak W1

Date Location Result
 Dec. 28, 1977 Youngstown W, 70-60
 Jan. 22, 1977 Youngstown L, 66-72
 Feb. 16, 1976 Buffalo, N.Y. W, 71-66
 Jan. 7, 1972 Youngstown W, 90-61
 Jan. 30, 1971 Buffalo, N.Y. L, 52-63
 Jan. 24, 1968 Youngstown W, 113-80
 Jan. 14, 1967 Buffalo, N.Y. L, 63-67
 Jan. 26, 1966 Youngstown W, 87-62

vs. Butler (3-22)

Home 2-9
 Away 0-13
 Neutral 1-0
 Streak L3

Date Location Result
 Dec. 9, 2017 Indianapolis L, 67-95
 Feb. 9, 2012 Youngstown L, 59-68
 Jan. 15, 2012 Indianapolis L, 55-71
 Feb. 3, 2011 Youngstown W, 62-60
 Jan. 9, 2011 Indianapolis L, 79-84
 Feb. 11, 2010 Youngstown L, 57-68
 Jan. 16, 2010 Indianapolis L, 61-91
 Feb. 26, 2009 Indianapolis L, 57-78
 Dec. 6, 2008 Youngstown L, 71-79
 Feb. 14, 2008 Indianapolis L, 73-89
 Jan. 19, 2008 Youngstown L, 69-78
 Jan. 31, 2007 Youngstown L, 58-71
 Jan. 17, 2007 Indianapolis L, 39-67
 Feb. 22, 2006 Indianapolis L, 64-72
 Jan. 21, 2006 Youngstown W, 64-62
 Feb. 23, 2005 Youngstown L, 59-79
 Jan. 19, 2005 Indianapolis L, 37-50
 March 2, 2004 Indianapolis L, 57-88
 Feb. 25, 2004 Indianapolis L, 76-81
 Jan. 21, 2004 Youngstown L, 66-67
 Feb. 22, 2003 Youngstown L, 60-69
 Jan. 18, 2003 Indianapolis L, 60-64
 Feb. 16, 2002 Indianapolis L, 50-75
 Jan. 12, 2002 Youngstown L, 50-68
 Dec. 19, 1983 Muncie, Ind. W, 90-79

vs. Butler Paulists (0-1)

Home 0-0
 Away 0-1
 Neutral 0-0
 Streak L1

Date Location Result
 Jan. 8, 1931 at Butler L, 17-19



SERIES RECORDS BY OPPONENT

vs. California (Pa.) (1-0)

Home 1-0
 Away..... 0-0
 Neutral..... 0-0
 Streak..... W1

Date Location Result
 Jan. 4, 1929 Youngstown W, 56-32

vs. California-Haywood (1-0)

Home 1-0
 Away..... 0-0
 Neutral..... 0-0
 Streak..... W1

Date Location Result
 Dec. 21, 1974 Youngstown W, 99-78

vs. California Riverside (1-1)

Home 1-0
 Away..... 0-1
 Neutral..... 0-0
 Streak..... W1

Date Location Results
 Nov. 18, 2011 Youngstown WOT, 53-49
 Feb. 20, 2010 California L, 60-62

vs. UCLA (0-1)

Home 0-0
 Away..... 0-1
 Neutral..... 0-0
 Streak..... L1

Date Location Result
 Nov. 12, 2007 Los Angeles L, 52-83

vs. UC San Diego (1-0)

Home 0-0
 Away..... 0-0
 Neutral..... 1-0
 Streak..... W1

Date Location Result
 Nov. 19, 2022 Annapolis, Md. W, 73-54

vs. Canisius (2-6)

Home 1-3
 Away..... 1-3
 Neutral..... 0-0
 Streak..... W2

Date Location Result
 Nov. 7, 2022 Buffalo, N.Y. W, 92-81
 Dec. 11, 2021 Youngstown W, 71-43
 Nov. 18, 2017 Buffalo L, 84-104
 Nov. 30, 2016 Youngstown L, 84-90
 March 23, 2013 Youngstown L, 82-84
 Nov. 28, 2006 Youngstown L, 59-71
 Feb. 18, 2006 Buffalo L, 68-75
 Jan. 18, 1941 Buffalo L, 47-51

vs. Capital (1-0)

Home 1-0
 Away..... 0-0
 Neutral..... 0-0
 Streak..... W1

Date Location Result
 Feb. 22, 1936 Youngstown W, 29-25

vs. Carlow (1-0)

Home 1-0
 Away..... 0-0
 Neutral..... 0-0
 Streak..... W1

Date Location Result
 Jan. 4, 2021 Youngstown W, 109-56

vs. Carnegie Tech (3-4)

Home 3-2
 Away..... 0-2
 Neutral..... 0-0
 Streak..... L1

Date Location Result
 Dec. 1, 1955 Pittsburgh, Pa. L, 65-74
 Feb. 17, 1955 Youngstown W, 92-84
 Feb. 20, 1954 Pittsburgh, Pa. L, 53- 71
 Feb. 20, 1953 Youngstown W, 69-67
 Dec. 13, 1940 Youngstown W, 47-41
 Dec. 26, 1930 Youngstown L, 15-45
 Dec. 27, 1929 Youngstown L, 30-33

vs. Case Western (5-2)

Home 4-1
 Away..... 2-1
 Neutral..... 0-0
 Streak..... W1

Date Location Result
 Dec. 3, 1955 Youngstown W, 89-65
 March 1, 1955 Cleveland, Ohio L, 84-93
 Feb. 22, 1954 Youngstown W, 87-81
 Dec. 11, 1952 Cleveland, Ohio W, 72-68
 Dec. 12, 1951 Youngstown W, 76-65
 March 5, 1948 Cleveland, Ohio W, 68-51
 Jan. 8, 1947 Youngstown L, 41-51

vs. Central Connecticut St. (3-4)

Home 2-2
 Away..... 1-2
 Neutral..... 0-0
 Streak..... L1

Date Location Result
 Feb. 24, 1997 New Britain L, 52-60
 Jan. 2, 1997 Youngstown W, 68-47
 Feb. 22, 1996 New Britain L, 57-66
 Jan. 29, 1996 Youngstown L, 65-79
 Feb. 13, 1995 New Britain W, 63-60
 Jan. 7, 1995 Youngstown L, 69-73
 Dec. 29, 1993 Youngstown W, 80-62

vs. Central Florida (1-0)

Home 0-0
 Away..... 0-1
 Neutral..... 0-0
 Streak..... W1

Date Location Result
 Dec. 23, 1996 Orlando W, 83-74

vs. Central Michigan (4-7)

Home 2-3
 Away..... 1-4
 Neutral..... 1-0
 Streak..... W2

Date Location Result
 Dec. 21, 2022 Mount Pleasant W, 76-65
 Dec. 8, 2021 Youngstown W, 84-77
 Nov. 30, 2019 Mount Pleasant L, 72-88
 Dec. 4, 2018 Youngstown .. L3OT, 94-100

Nov. 18, 2014 Mount Pleasant L, 63-75
 Feb. 23, 2013 Youngstown W, 86-75
 Nov. 8, 2006 East Lansing, Mich. W, 74-50
 Dec. 22, 1989 Youngstown L, 66-67
 Dec. 15, 1988 Mount Pleasant L, 63-79
 Dec. 17, 1997 Mount Pleasant L, 59-89
 Dec. 28, 1985 Youngstown L, 68-69

vs. Central State (7-7)

Home 4-4
 Away..... 3-3
 Neutral..... 0-0
 Streak..... L1

Date Location Result
 Jan. 27, 1999 Youngstown L, 55-58
 Dec. 15, 1998 Youngstown W, 103-63
 Feb. 13, 1971 Youngstown L, 48-60
 Feb. 7, 1970 Wilberforce, Ohio L, 52-67
 Feb. 8, 1969 Youngstown L, 52-53
 Jan. 20, 1968 Wilberforce, Ohio L, 60-62
 Feb. 11, 1967 Wilberforce, Ohio W, 71-56
 Dec. 16, 1964 Youngstown L, 63-84
 Feb. 1, 1964 Wilberforce, Ohio L, 69-75
 Jan. 10, 1962 Youngstown W, 72-67
 Jan. 11, 1961 Wilberforce, Ohio W, 88-72
 Jan. 12, 1959 Youngstown W, 84-78
 Jan. 11, 1958 Wilberforce, Ohio W, 60-54
 Jan. 9, 1957 Youngstown W, 80-56

vs. Charlotte (0-1)

Home 0-0
 Away..... 0-1
 Neutral..... 0-0
 Streak..... L1

Date Location Result
 Dec. 21, 2008 Charlotte L, 80-100

vs. Chattanooga (1-0)

Home 0-0
 Away..... 0-1
 Neutral..... 0-0
 Streak..... W1

Date Location Result
 Dec. 30, 1999 Chattanooga W, 62-58

vs. Cheyney (2-2)

Home 1-1
 Away..... 0-1
 Neutral..... 1-0
 Streak..... L1

Date Location Result
 Feb. 7, 1981 Youngstown L, 66-74
 Jan. 19, 1980 Youngstown W, 69-57
 March 10, 1972 Akron, Ohio W, 90-80
 March 7, 1970 Reading, Pa. L, 91-94

vs. Chicago State (13-8)

Home 7-3
 Away..... 6-5
 Neutral..... 0-0
 Streak..... L1

Date Location Result
 Dec. 1, 2002 Chicago L, 72-81
 Feb. 1, 2001 Chicago W, 81-64
 Jan. 20, 2001 Youngstown W, 71-68
 Feb. 17, 2000 Youngstown W, 66-58
 Feb. 10, 2000 Chicago W, 70-65
 Feb. 11, 1999 Chicago W, 75-58



SERIES RECORDS BY OPPONENT

Feb. 4, 1999.....Youngstown.....W, 55-45
 Jan. 29, 1998.....Chicago.....W, 77-70
 Jan. 5, 1998.....Youngstown.....W, 90-63
 Feb. 15, 1997.....Youngstown.....L, 69-74
 Jan. 27, 1997.....Chicago.....W, 92-82
 Feb. 10, 1996.....Chicago.....W, 87-75
 Jan. 15, 1996.....Youngstown.....W, 89-59
 Feb. 4, 1995.....Youngstown.....L, 88-90
 Jan. 5, 1995.....Chicago.....L, 73-83
 Feb. 9, 1991.....Chicago.....L, 94-95
 Jan. 12, 1991.....Youngstown.....W, 97-81
 Feb. 19, 1990.....Youngstown.....W, 78-47
 Jan. 20, 1990.....Chicago.....L, 64-82
 Feb. 23, 1989.....Chicago.....L, 63-69
 Jan. 14, 1989.....Youngstown.....L, 62-65

vs. Christian Brothers (0-1)

Home.....0-0
 Away.....0-0
 Neutral.....0-1
 Streak.....L1
Date.....Location.....Result
 Dec. 29, 1959.....Quincy, Ill.....L, 58-59

vs. Cincinnati (0-3)

Home.....0-0
 Away.....0-2
 Neutral.....0-1
 Streak.....L3
Date.....Location.....Result
 Dec. 20, 2000.....San Juan, P.R.....L, 65-74
 Nov. 20, 1999.....Cincinnati.....L, 67-94
 Dec. 18, 1993.....Cincinnati.....L, 55-95

vs. The Citadel (0-1)

Home.....0-0
 Away.....0-1
 Neutral.....0-0
 Streak.....L1
Date.....Location.....Result
 Jan. 31, 1991.....Charleston.....L, 101-102

vs. CCNY (1-0)

Home.....1-0
 Away.....0-0
 Neutral.....0-0
 Streak.....W1
Date.....Location.....Result
 Dec. 17, 1976.....Youngstown.....W, 86-53

vs. Clarion (6-4)

Home.....5--2
 Away.....1-2
 Neutral.....0-0
 Streak.....W1
Date.....Location.....Result
 Nov. 25, 2000.....Youngstown.....W, 78-58
 Nov. 26, 1988.....Youngstown.....L, 71-73
 Nov. 23, 1985.....Youngstown.....W, 85-69
 Jan. 4, 1978.....Youngstown.....W, 71-63
 Dec. 19, 1973.....Clarion.....L, 79-94
 Dec. 30, 1972.....Youngstown.....L, 54-63
 Feb. 1, 1930.....Clarion.....L, 20-25
 Jan. 15, 1930.....Youngstown.....W, 41-22
 Jan. 11, 1929.....Youngstown.....W, 64-29
 Jan. 14, 1928.....Clarion.....W, 36-16

vs. Clemson (0-1)

Home.....0-0
 Away.....0-1
 Neutral.....0-0
 Streak.....L1
Date.....Location.....Result
 Jan. 18, 1989.....Clemson.....L, 74-104

vs. Cleveland State (46-58)

Home.....28-22
 Away.....16-35
 Neutral.....2-1
 Streak.....L2
Date.....Location.....Result
 March 7, 2024.....Youngstown.....L, 70-82
 Feb. 17, 2024.....Cleveland.....L, 73-81
 Nov. 29, 2023.....Youngstown.....W, 94-69
 Feb. 12, 2023.....Cleveland.....L, 78-81
 Dec. 29, 2022.....Youngstown.....W, 85-71
 Jan. 21, 2022.....Cleveland.....L, 61-64
 Jan. 9, 2022.....Youngstown.....LOT, 80-86
 Dec. 27, 2020.....Cleveland.....L, 74-81
 Dec. 26, 2020.....Cleveland.....L, 69-87
 Feb. 8, 2020.....Youngstown.....W, 67-55
 Jan. 4, 2020.....Cleveland.....L, 74-82
 March 2, 2019.....Youngstown.....LOT, 80-89
 Jan. 26, 2019.....Cleveland.....L, 62-72
 March 2, 2018.....Detroit, Mich.....L, 71-72
 Feb. 24, 2018.....Youngstown.....L2OT, 94-99
 Jan. 1, 2018.....Cleveland.....W, 80-77
 March 3, 2017.....Detroit, Mich.....W, 84-69
 Feb. 25, 2017.....Cleveland.....L, 55-69
 Jan. 28, 2017.....Youngstown.....W, 67-64
 Feb. 13, 2016.....Youngstown.....L, 59-64
 Jan. 24, 2016.....Cleveland (QLA).....W, 70-55
 Feb. 4, 2015.....Cleveland.....L, 60-73
 Jan. 17, 2015.....Youngstown.....L, 61-74
 Feb. 25, 2014.....Cleveland.....LOT, 69-70
 Jan. 13, 2014.....Youngstown.....W, 67-66
 Feb. 5, 2013.....Cleveland.....L, 60-66
 Jan. 26, 2013.....Youngstown.....W, 73-59
 Jan. 28, 2012.....Youngstown.....L, 47-67
 Dec. 31, 2011.....Cleveland.....W, 73-67
 Feb. 12, 2011.....Cleveland.....L, 76-86
 Jan. 15, 2011.....Youngstown.....L, 51-61
 Jan. 30, 2010.....Cleveland.....L, 69-77
 Jan. 2, 2010.....Youngstown.....L, 48-70
 Feb. 18, 2009.....Cleveland.....L, 54-58
 Jan. 23, 2009.....Youngstown.....W, 64-60
 March 1, 2008.....Youngstown.....L, 58-65
 Dec. 8, 2007.....Cleveland.....L, 54-77
 Feb. 24, 2007.....Cleveland.....L, 55-68
 Jan. 20, 2007.....Youngstown.....W, 68-63
 Jan. 28, 2006.....Cleveland.....W, 68-63
 Jan. 14, 2006.....Youngstown.....L, 50-63
 Jan. 22, 2005.....Youngstown.....L, 78-79
 Jan. 8, 2005.....Cleveland.....L, 62-78
 Jan. 24, 2004.....Cleveland.....W, 61-59
 Jan. 10, 2004.....Youngstown.....W, 86-82
 Feb. 13, 2003.....Cleveland.....L, 76-86
 Jan. 8, 2003.....Youngstown.....W, 57-55
 Feb. 14, 2002.....Youngstown.....L, 48-58
 Jan. 10, 2002.....Cleveland.....L, 58-71
 Dec. 17, 1996.....Cleveland.....L, 61-69
 Dec. 12, 1995.....Youngstown.....W, 59-49
 Feb. 24, 1994.....Cleveland.....L, 72-77
 Jan. 27, 1994.....Youngstown.....W, 67-64
 Feb. 22, 1993.....Youngstown.....L, 78-96

Jan. 23, 1993.....Cleveland.....L, 48-88
 March 4, 1992.....Cleveland.....L, 70-93
 Jan. 9, 1991.....Youngstown.....L, 87-91
 Jan. 10, 1990.....Cleveland.....L, 67-83
 Dec. 10, 1988.....Youngstown.....L, 90-97
 Dec. 13, 1987.....Cleveland.....L, 75-103
 Dec. 13, 1986.....Youngstown.....L, 73-87
 Dec. 2, 1985.....Cleveland.....L, 69-101
 Dec. 27, 1984.....Youngstown.....W, 70-63
 Feb. 12, 1983.....Youngstown.....W, 99-77
 Jan. 12, 1983.....Cleveland.....W, 65-57
 Feb. 20, 1982.....Cleveland.....L, 71-91
 Jan. 21, 1982.....Youngstown.....W, 67-55
 Feb. 28, 1981.....Youngstown.....L, 56-59
 Feb. 16, 1981.....Cleveland.....L, 63-94
 Feb. 28, 1980.....Cleveland.....W, 77-72
 March 1, 1979.....Youngstown.....L, 70-74
 Feb. 3, 1978.....Cleveland.....L, 56-57
 Feb. 23, 1977.....Cleveland.....W, 90-65
 March 3, 1976.....Cleveland.....L, 86-88
 Feb. 15, 1975.....Youngstown.....L, 89-93
 Feb. 13, 1974.....Cleveland.....L, 83-99
 Dec. 29, 1973.....Youngstown.....W, 84-81
 Jan. 18, 1973.....Cleveland.....L, 66-72
 Dec. 20, 1972.....Youngstown.....L, 53-71
 Feb. 16, 1972.....Youngstown.....W, 79-62
 Jan. 18, 1972.....Cleveland.....W, 80-69
 Feb. 3, 1971.....Youngstown.....W, 79-65
 Dec. 23, 1970.....Cleveland.....W, 76-55
 Jan. 19, 1970.....Cleveland.....W, 78-68
 Dec. 3, 1969.....Youngstown.....W, 67-48
 Jan. 22, 1969.....Youngstown.....W, 73-68
 Feb. 10, 1968.....Cleveland.....W, 69-66
 Feb. 15, 1967.....Youngstown.....W, 102-74
 Feb. 13, 1954.....Cleveland.....W, 104-55
 Dec. 20, 1952.....Youngstown.....W, 72-39
 Jan. 14, 1952.....Youngstown.....W, 76-39
 Jan. 5, 1952.....Cleveland.....W, 74-48
 Feb. 17, 1951.....Cleveland.....W, 75-58
 Dec. 27, 1950.....Youngstown.....W, 61-56
 Dec. 22, 1948.....Youngstown.....W, 51-44
 Jan. 17, 1948.....Cleveland.....W, 54-43
 Jan. 16, 1937.....Youngstown.....W, 34-27
 Feb. 8, 1936.....Cleveland.....L, 23-28
 Feb. 16, 1935.....Youngstown.....L, 32-42
 Dec. 29, 1934.....Cleveland.....W, 37-23
 Feb. 7, 1932.....Youngstown.....W, 20-16
 Dec. 12, 1931.....Cleveland.....L, 20-21
 Feb. 21, 1931.....Youngstown.....W, 34-32
 Dec. 19, 1930.....Cleveland.....L, 18-35

vs. Coastal Carolina (0-1)

Home.....0-0
 Away.....0-1
 Neutral.....0-0
 Streak.....L1
Date.....Location.....Result
 Feb. 2, 1991.....Myrtle Beach.....L, 66-79

vs. Colby (0-1)

Home.....0-1
 Away.....0-0
 Neutral.....0-0
 Streak.....L1
Date.....Location.....Result
 Dec. 29, 1952.....Youngstown.....L, 63-67



SERIES RECORDS BY OPPONENT

vs. Columbia (2-0)

Home 0-0
 Away 0-0
 Neutral 2-0
 Streak W2

Date Location Result

Nov. 16, 2018 Bronx, N.Y. W, 94-83
 Nov. 27, 1982 Utica, N.Y. W, 55-51

vs. Coppin State (0-2)

Home 0-1
 Away 0-1
 Neutral 0-0
 Streak L2

Date Location Result

Jan. 11, 1992 Youngstown L, 65-84
 Dec. 16, 1991 Baltimore L, 59-76

vs. Cortland Teachers (1-0)

Home 0-0
 Away 1-0
 Neutral 0-0
 Streak L1

Date Location Result

Jan. 6, 1940 Cortland, Ohio W, 28-26

vs. Culver Stockton (1-0)

Home 1-0
 Away 0-0
 Neutral 0-0
 Streak W1

Date Location Result

Dec. 15, 1958 Youngstown W, 108-81

vs. Davis & Elkins (0-2)

Home 0-1
 Away 0-1
 Neutral 0-0
 Streak L2

Date Location Result

Jan. 18, 1939 Elkins, W. Va. L, 36-51
 Dec. 18, 1938 Youngstown L, 18-47

vs. Dayton (4-6)

Home 3-0
 Away 1-6
 Neutral 0-0
 Streak L3

Date Location Result

Nov. 24, 2023 Dayton L, 69-77
 Dec. 12, 1983 Dayton L, 64-73
 Jan. 10, 1977 Dayton L, 59-83
 Feb. 5, 1951 Youngstown W, 76-73
 Feb. 2, 1950 Dayton L, 61-74
 Dec. 13, 1947 Dayton L, 43-50
 Dec. 30, 1946 Dayton L, 54-55
 Dec. 11, 1946 Youngstown W, 53-36
 Jan. 31, 1942 Dayton W, 44-35
 Dec. 20, 1940 Youngstown W, 53-40

vs. Defiance (3-1)

Home 3-1
 Away 0-0
 Neutral 0-0
 Streak W1

Date Location Result

Dec. 29, 2021 Youngstown W, 96-56
 Jan. 24, 1971 Youngstown L, 70-71

Jan. 26, 1970 Youngstown W, 89-72
 Dec. 20, 1939 Youngstown W, 51-46

vs. Delaware State (4-2)

Home 3-1
 Away 1-1
 Neutral 0-0
 Streak L1

Date Location Result

Dec. 22, 1990 Youngstown L, 96-104
 Feb. 14, 1983 Dover W, 89-86
 Dec. 18, 1982 Youngstown W, 70-68
 Feb. 10, 1982 Youngstown W, 72-47
 Dec. 5, 1981 Dover L, 51-67
 Dec. 29, 1978 Youngstown W, 69-52

vs. DePaul (0-3)

Home 0-0
 Away 0-3
 Neutral 0-0
 Streak L3

Date Location Result

Dec. 2, 2017 Chicago L, 73-89
 Nov. 25, 2001 Chicago L, 69-107
 Feb. 27, 1961 Chicago L, 55-78

vs. Detroit Mercy (18-40)

Home 11-17
 Away 7-21
 Neutral 0-2
 Streak W6

Date Location Result

Feb. 28, 2024 Youngstown W, 69-55
 Jan. 20, 2024 Detroit W, 105-64
 March 3, 2023 Youngstown W, 71-66
 Jan. 29, 2023 Youngstown W, 73-63
 Jan. 12, 2023 Detroit W, 84-79
 Feb. 11, 2022 Youngstown W, 82-69
 Jan. 30, 2021 Youngstown L, 72-77
 Jan. 29, 2021 Youngstown L, 75-78
 Feb. 13, 2020 Detroit W, 76-72
 Jan. 11, 2020 Youngstown W, 69-67
 Feb. 2, 2019 Detroit W, 72-70
 Dec. 28, 2018 Youngstown L, 66-78
 Feb. 16, 2018 Youngstown L, 84-94
 Jan. 12, 2018 Detroit L, 91-93
 Feb. 4, 2017 Youngstown L, 80-90
 Jan. 16, 2017 Detroit L, 71-87
 March 5, 2016 Detroit, Mich. L, 79-92
 Feb. 6, 2016 Youngstown L, 92-94
 Jan. 2, 2016 Detroit L, 87-96
 March 3, 2015 Detroit L, 67-77
 Feb. 21, 2015 Youngstown L, 70-83
 Jan. 29, 2015 Detroit LOT, 87-93
 Feb. 9, 2014 Detroit LOT, 81-83
 Jan. 18, 2014 Youngstown W, 77-63
 Feb. 1, 2013 Detroit L, 77-88
 Jan. 10, 2013 Youngstown L, 60-101
 March 2, 2012 Valparaiso, Ind. L, 76-93
 Feb. 25, 2012 Youngstown L, 74-76
 Dec. 1, 2011 Detroit W, 64-61
 Feb. 16, 2011 Detroit L, 79-91
 Jan. 22, 2011 Youngstown L, 69-73
 Feb. 27, 2010 Youngstown L, 54-62
 Dec. 3, 2009 Detroit L, 71-82
 Jan. 31, 2009 Youngstown L, 64-68
 Jan. 1, 2009 Detroit W, 80-78
 Feb. 7, 2008 Youngstown W, 55-48

Jan. 12, 2008 Detroit W, 70-66
 Feb. 27, 2007 Youngstown W, 82-80
 Feb. 14, 2007 Youngstown W, 82-70
 Jan. 6, 2007 Detroit L, 51-66
 Feb. 15, 2006 Youngstown L, 54-65
 Jan. 7, 2006 Detroit L, 63-68
 Feb. 26, 2005 Detroit L, 47-62
 Feb. 3, 2005 Youngstown W, 59-55
 Feb. 28, 2004 Youngstown L, 46-56
 Feb. 5, 2004 Detroit L, 43-64
 Feb. 27, 2003 Detroit L, 52-86
 Jan. 23, 2003 Youngstown L, 49-57
 Feb. 18, 2002 Detroit L, 52-63
 Jan. 17, 2002 Youngstown L, 51-66
 Dec. 16, 2000 Youngstown L, 53-54
 Jan. 29, 1992 Detroit L, 64-91
 Jan. 15, 1990 Detroit L, 77-94
 Feb. 15, 1989 Detroit L, 67-91
 Jan. 4, 1988 Youngstown W, 67-63
 Feb. 4, 1987 Detroit L, 62-64
 Jan. 10, 1983 Detroit L, 72-73
 Dec. 12, 1953 Detroit L, 65-101

vs. Detroit Tech (2-0)

Home 1-0
 Away 1-0
 Neutral 0-0
 Streak W2

Date Location Result

Feb. 15, 1958 Youngstown W, 72-60
 Feb. 20, 1957 Detroit W, 81-67

vs. Drexel (0-2)

Home 0-1
 Away 0-1
 Neutral 0-0
 Streak L2

Date Location Result

Feb. 10, 1992 Philadelphia L, 63-73
 Dec. 19, 1992 Youngstown L, 62-75

vs. Duquesne (2-10)

Home 1-5
 Away 1-5
 Neutral 0-0
 Streak L2

Date Location Result

Nov. 21, 2012 Pittsburgh L, 74-84
 Nov. 13, 2006 Pittsburgh L, 75-81
 Dec. 17, 2005 Youngstown W, 72-51
 Dec. 31, 2004 Pittsburgh L, 54-78
 Dec. 18, 2002 Pittsburgh L, 56-61
 Nov. 29, 1997 Pittsburgh W, 76-73
 Dec. 29, 1951 Youngstown L, 42-79
 Jan. 27, 1950 Youngstown L, 49-69
 Feb. 5, 1949 Youngstown L, 41-55
 Jan. 10, 1948 Youngstown L, 45-53
 Dec. 28, 1946 Youngstown L, 47-53
 Dec. 12, 1941 Pittsburgh L, 22-43

vs. Dyke (1-0)

Home 1-0
 Away 0-0
 Neutral 0-0
 Streak W1

Date Location Result

Nov. 25, 1991 Youngstown W, 72-49



SERIES RECORDS BY OPPONENT

vs. Eastern Illinois (5-10)

Home 3-4
 Away..... 2-6
 Neutral..... 0-0
 Streak..... W1

Date Location Result

Feb. 19, 1996 Youngstown W, 74-65
 Jan. 20, 1996 Charleston L, 68-74
 March 1, 1995 Youngstown L, 81-87
 Jan. 28, 1995 Charleston W, 74-72
 Feb. 12, 1994 Youngstown L, 67-69
 Jan. 8, 1994 Charleston W, 58-57
 Feb. 15, 1993 Charleston L, 76-82
 Jan. 11, 1993 Youngstown L, 75-76
 Feb. 14, 1981 Youngstown W, 70-63
 Jan. 24, 1981 Charleston L, 70-72
 Feb. 9, 1980 Charleston L, 67-86
 Jan. 31, 1980 Youngstown W, 70-60
 Feb. 10, 1979 Charleston L, 64-80
 Jan. 11, 1979 Youngstown L, 57-67
 March 8, 1975 Charleston L, 80-86

vs. Eastern Kentucky (9-9)

Home 5-3
 Away..... 2-6
 Neutral..... 2-0
 Streak..... W1

Date Location Result

Nov. 10, 2013 Kennesaw, Ga. W, 75-67
 Dec. 1, 2007 Richmond L, 50-61
 Feb. 17, 2007 Youngstown W, 66-61
 Feb. 27, 1988 Youngstown L, 77-83
 Jan. 25, 1988 Richmond L, 55-83
 Feb. 15, 1987 Youngstown L, 80-93
 Jan. 12, 1987 Richmond L, 66-69
 Feb. 15, 1986 Richmond W, 67-54
 Jan. 13, 1986 Youngstown W, 75-69
 March 1, 1985 . Murfreesboro, Tenn. W, 95-61
 Feb. 11, 1985 Youngstown W, 61-60
 Jan. 27, 1985 Richmond L, 61-74
 Feb. 11, 1984 Richmond L, 46-47
 Jan. 28, 1984 Youngstown W, 75-61
 Feb. 18, 1983 Youngstown L, 69-75
 Jan. 21, 1983 Richmond L, 78-83
 Jan. 28, 1982 Richmond W, 86-75
 Dec. 17, 1981 Youngstown W, 68-57

vs. Eastern Michigan (4-7)

Home 3-1
 Away..... 1-6
 Neutral..... 0-0
 Streak..... L2

Date Location Result

Nov. 21, 2014 Ypsilanti L, 62-71
 Dec. 7, 2005 Ypsilanti L, 71-77
 Feb. 16, 2005 Youngstown W, 74-60
 March 3, 1990 Youngstown L, 71-82
 Feb. 11, 1989 Ypsilanti L, 86-106
 Nov. 25, 1985 Ypsilanti L, 77-87
 Dec. 22, 1984 Ypsilanti L, 70-74
 Jan. 27, 1968 Youngstown W, 68-58
 Jan. 6, 1968 Ypsilanti L, 58-92
 Dec. 6, 1958 Ypsilanti W, 71-62
 Dec. 7, 1957 Youngstown W, 81-58

vs. Eastern Montana (1-1)

Home 1-1
 Away..... 0-0
 Neutral..... 0-0
 Streak..... L1

Date Location Result

Dec. 28, 1972 Youngstown L, 70-72
 Dec. 30, 1969 Youngstown W, 90-76

vs. Eastern Washington (1-0)

Home 1-0
 Away..... 0-0
 Neutral..... 0-0
 Streak..... W1

Date Location Result

Dec. 29, 1987 Youngstown W, 48-47

vs. Emporia State (1-0)

Home 0-0
 Away..... 0-0
 Neutral..... 1-0
 Streak..... W1

Date Location Result

March 13, 1957 .. Kansas City, Mo..... W, 80-74

vs. Evansville (0-1)

Home 0-0
 Away..... 0-1
 Neutral..... 0-0
 Streak..... L1

Date Location Result

Nov. 17, 2001 Evansville L, 64-87

vs. Fairleigh Dickinson (1-1)

Home 0-1
 Away..... 1-0
 Neutral..... 0-0
 Streak..... W1

Date Location Result

Dec. 16, 1998 Teaneck W, 74-71
 Dec. 3, 1997 Youngstown L, 69-75

vs. Ferris State (1-0)

Home 1-0
 Away..... 0-0
 Neutral..... 0-0
 Streak..... W1

Date Location Result

Nov. 26, 1983 Youngstown W, 87-60

vs. Findlay (2-1)

Home 2-1
 Away..... 0-0
 Neutral..... 0-0
 Streak..... W2

Date Location Result

March 2, 1959 Youngstown W, 103-65
 March 4, 1958 Youngstown W, 99-72
 Feb. 18, 1952 Youngstown L, 70-72

vs. Florida A&M (2-1)

Home 1-0
 Away..... 0-0
 Neutral..... 1-1
 Streak..... W2

Date Location Result

Dec. 5, 1986 Youngstown W, 76-68
 Dec. 9, 1983 Mobile, Ala..... W, 84-69

March 9, 1962 Akron, Ohio..... L, 60-74

vs. Florida Atlantic (1-0)

Home 0-0
 Away..... 0-0
 Neutral..... 1-0
 Streak..... W1

Date Location Result

Dec. 21, 2000 San Juan, P.R. W, 72-53

vs. Florida Gulf Coast (0-1)

Home 0-0
 Away..... 0-1
 Neutral..... 0-0
 Streak..... L1

Date Location Result

Nov. 21, 2015 Fort Myers L, 101-104

vs. Florida International (2-1)

Home 0-0
 Away..... 0-0
 Neutral..... 2-1
 Streak..... L1

Date Location Result

Nov. 18, 2018 Bronx, N.Y. L, 93-102
 Nov. 20, 2016 Mobile, AL..... W, 78-73
 Nov. 9, 2013 Kennesaw, Ga. WOT, 74-72

vs. Fordham (0-1)

Home 0-0
 Away..... 0-1
 Neutral..... 0-0
 Streak..... L1

Date Location Result

Nov. 17, 2018 Bronx, N.Y. L, 61-67

vs. Franciscan (1-0)

Home 1-0
 Away..... 0-0
 Neutral..... 0-0
 Streak..... W1

Date Location Result

Nov. 14, 2017 Youngstown W, 134-46

vs. Fredonia State (1-0)

Home 1-0
 Away..... 0-0
 Neutral..... 0-0
 Streak..... W1

Date Location Result

Dec. 6, 2011 Youngstown W, 69-35

vs. Gannon (39-25)

Home 22-8
 Away..... 15-17
 Neutral..... 2-0
 Streak..... W4

Date Location Result

Feb. 23, 1983 Erie, Pa. W, 58-56
 Dec. 2, 1981 Youngstown W, 65-57
 Feb. 19, 1981 Erie, Pa. W, 52-47
 Jan. 17, 1981 Youngstown W, 56-52
 Feb. 14, 1980 Youngstown L, 65-71
 Jan. 5, 1980 Erie, Pa. W, 65-62
 Feb. 17, 1979 Youngstown W, 89-59
 Jan. 22, 1979 Erie, Pa. L, 58-77
 Feb. 18, 1978 Youngstown L, 57-61
 Jan. 21, 1978 Erie, Pa. W, 62-61



SERIES RECORDS BY OPPONENT

Feb. 19, 1977 Youngstown W, 82-78
 Feb. 8, 1977 Erie, Pa. L, 68-85
 Feb. 21, 1976 Youngstown W, 86-79
 Feb. 4, 1976 Erie, Pa. W, 77-64
 Feb. 19, 1975 Erie, Pa. L, 64-75
 Jan. 25, 1975 Youngstown W, 60-58
 March 2, 1974 Youngstown L, 70-74
 Feb. 20, 1974 Erie, Pa. L, 77-90
 Feb. 21, 1973 Erie, Pa. L, 53-64
 Jan. 10, 1973 Youngstown L, 54-63
 March 9, 1972 Akron, Ohio W, 81-71
 Feb. 23, 1972 Erie, Pa. W, 79-72
 Jan. 12, 1972 Youngstown W, 70-54
 Feb. 16, 1971 Erie, Pa. L, 73-75
 Jan. 14, 1971 Youngstown W, 88-77
 Feb. 28, 1970 Erie, Pa. L, 50-53
 Feb. 4, 1970 Youngstown W, 94-64
 March 1, 1969 Erie, Pa. L, 70-74
 Feb. 12, 1969 Youngstown W, 70-67
 Feb. 20, 1968 Youngstown W, 85-83
 Feb. 3, 1968 Erie, Pa. L, 74-78
 Feb. 4, 1967 Youngstown L, 39-41
 Jan. 7, 1967 Erie, Pa. L, 75-76
 Feb. 28, 1966 Erie, Pa. L, 69-71
 Jan. 31, 1966 Youngstown L, 70-72
 Feb. 13, 1965 Youngstown W, 73-61
 Jan. 16, 1965 Erie, Pa. L, 47-48
 Feb. 6, 1964 Erie, Pa. L, 63-78
 Dec. 11, 1963 Youngstown W, 74-44
 Feb. 26, 1963 Erie, Pa. L, 70-72
 Jan. 21, 1963 Youngstown W, 53-48
 March 10, 1962 Akron, Ohio W, 58-52
 Feb. 14, 1962 Youngstown W, 57-47
 Jan. 6, 1962 Erie, Pa. W, 62-61
 Feb. 13, 1961 Erie, Pa. W, 84-76
 Jan. 26, 1961 Youngstown W, 90-72
 Feb. 24, 1960 Erie, Pa. W, 68-65
 Jan. 6, 1960 Youngstown W, 96-59
 Feb. 2, 1959 Erie, Pa. W, 88-64
 Jan. 27, 1958 Youngstown L, 77-86
 Jan. 12, 1957 Erie, Pa. W, 78-50
 Jan. 23, 1956 Youngstown W, 95-75
 Jan. 11, 1955 Erie, Pa. W, 71-68
 Jan. 9, 1954 Youngstown L, 78-80
 Dec. 15, 1953 Youngstown W, 66-54
 Dec. 2, 1952 Erie, Pa. L, 72-78
 Feb. 7, 1952 Erie, Pa. W, 51-48
 Jan. 8, 1951 Youngstown W, 83-43
 Feb. 18, 1950 Erie, Pa. L, 59-74
 Feb. 14, 1949 Youngstown W, 72-60
 Jan. 8, 1949 Erie, Pa. W, 60-50
 Feb. 21, 1948 Erie, Pa. L, 57-58
 Dec. 15, 1947 Youngstown W, 62-45
 Dec. 14, 1946 Erie, Pa. W, 59-49

vs. Geneva (33-20)

Home 22-10
 Away 11-10
 Neutral 0-0
 Streak W15

Date Location Result
 Dec. 15, 2015 Geneva W, 99-58
 Dec. 6, 2012 Youngstown W, 93-50
 Nov. 24, 2009 Youngstown W, 88-47
 Dec. 11, 1971 Youngstown W, 103-59
 Dec. 5, 1970 Beaver Falls, Pa. W, 89-63
 Jan. 28, 1970 Youngstown W, 95-57
 Jan. 29, 1969 Beaver Falls, Pa. W, 73-61

Dec. 30, 1968 Youngstown W, 96-79
 Feb. 8, 1967 Youngstown W, 78-74
 Feb. 27, 1964 Beaver Falls, Pa. W, 77-53
 Jan. 29, 1964 Youngstown W, 127-71
 Dec. 16, 1963 Beaver Falls, Pa. W, 84-48
 Jan. 30, 1963 Beaver Falls, Pa. W, 58-51
 Dec. 19, 1962 Beaver Falls, Pa. W, 65-35
 Dec. 5, 1962 Youngstown W, 66-38
 Feb. 12, 1962 Youngstown W, 72-53
 Dec. 6, 1961 Beaver Falls, Pa. L, 77-83
 Jan. 26, 1959 Beaver Falls, Pa. W, 85-83
 Jan. 5, 1959 Youngstown W, 96-72
 Feb. 26, 1958 Beaver Falls, Pa. W, 71-55
 Feb. 8, 1958 Youngstown W, 61-60
 Dec. 27, 1957 Youngstown W, 84-69
 Feb. 7, 1957 Youngstown W, 90-75
 Jan. 26, 1957 Beaver Falls, Pa. L, 69-79
 Jan. 28, 1956 Youngstown L, 75-78
 Jan. 7, 1956 Beaver Falls, Pa. L, 66-90
 Feb. 19, 1955 Beaver Falls, Pa. L, 86-99
 Jan. 29, 1955 Youngstown L, 89-104
 Dec. 30, 1954 Youngstown W, 82-74
 Jan. 23, 1954 Youngstown L, 75-96
 Dec. 9, 1953 Youngstown L, 66-77
 Feb. 3, 1953 Youngstown L, 80-87
 Jan. 28, 1953 Youngstown L, 63-96
 Jan. 12, 1952 Beaver Falls, Pa. W, 63-61
 Dec. 19, 1951 Youngstown L, 60-76
 Jan. 26, 1951 Youngstown W, 92-68
 Dec. 21, 1950 Youngstown W, 74-57
 Dec. 5, 1949 Beaver Falls, Pa. L, 47-62
 Feb. 11, 1947 Youngstown W, 63-52
 Dec. 7, 1946 Beaver Falls, Pa. L, 52-54
 Jan. 14, 1943 Youngstown W, 61-53
 Dec. 14, 1942 Beaver Falls, Pa. W, 46-45
 Feb. 28, 1942 Beaver Falls, Pa. L, 47-58
 Feb. 23, 1942 Youngstown L, 52-55
 Feb. 3, 1941 Youngstown W, 44-43
 Feb. 28, 1940 Beaver Falls, Pa. W, 48-45
 Dec. 20, 1938 Beaver Falls, Pa. L, 30-45
 Dec. 16, 1937 Youngstown W, 38-32
 Dec. 18, 1936 Youngstown W, 28-24
 Jan. 25, 1935 Youngstown L, 24-32
 Dec. 13, 1934 Beaver Falls, Pa. L, 33-45
 Feb. 2, 1934 Beaver Falls, Pa. L, 26-40
 Dec. 28, 1931 Youngstown L, 15-54

vs. George Washington (1-0)

Home 0-0
 Away 1-0
 Neutral 0-0
 Streak W1

Date Location Result
 Nov. 10, 2012 Washington, D.C. W, 80-73

vs. Georgetown (1-0)

Home 1-0
 Away 0-0
 Neutral 0-0
 Streak W1

Date Location Result
 Jan. 28, 1954 Youngstown W, 78-74

vs. Georgia (1-0)

Home 0-0
 Away 1-0
 Neutral 0-0
 Streak W1

Date Location Result
 Nov. 12, 2012 Athens, Ga. W, 68-56

vs. Georgia Southern (0-1)

Home 0-0
 Away 0-0
 Neutral 0-1
 Streak L1

Date Location Result
 Dec. 20, 1985 Lafayette, La. L, 59-61

vs. Georgia State (2-0)

Home 2-0
 Away 0-0
 Neutral 0-0
 Streak W2

Date Location Result
 March 1, 1975 Youngstown W, 82-57
 Dec. 28, 1973 Youngstown W, 87-79

vs. Georgia Tech (0-1)

Home 0-0
 Away 0-1
 Neutral 0-0
 Streak L1

Date Location Result
 Dec. 29, 1992 Atlanta, Ga. L, 85-105

vs. Glenville State (1-0)

Home 1-0
 Away 0-0
 Neutral 0-0
 Streak W1

Date Location Result
 Dec. 5, 1941 Youngstown W, 43-30

vs. Grace Christian (1-0)

Home 1-0
 Away 0-0
 Neutral 0-0
 Streak W1

Date Location Result
 Nov. 15, 2022 Youngstown W, 96-68

vs. Green Bay (19-37)

Home 14-13
 Away 5-22
 Neutral 0-2
 Streak W1

Date Location Result
 Feb. 25, 2024 Green Bay W, 71-59
 Feb. 10, 2024 Youngstown L, 83-84
 Feb. 18, 2023 Youngstown W, 95-65
 Jan. 19, 2023 Green Bay W, 86-70
 Jan. 27, 2022 Youngstown W, 63-50
 Dec. 4, 2021 Green Bay W, 82-58
 Feb. 27, 2020 Green Bay L, 92-10
 Jan. 25, 2020 Youngstown WOT, 98-94
 Feb. 9, 2019 Youngstown W, 96-77
 Jan. 3, 2019 Green Bay LOT, 93-99
 Jan. 27, 2018 Green Bay L, 67-85
 Jan. 6, 2018 Youngstown W, 85-74
 Jan. 20, 2017 Green Bay W, 92-89



SERIES RECORDS BY OPPONENT

Dec. 31, 2016.....Youngstown.....L, 77-90
 Feb. 20, 2016 Green Bay L, 90-107
 Jan. 9, 2016 YoungstownW, 103-93
 Feb. 11, 2015 YoungstownL, 62-63
 Jan. 11, 2015 Green BayL, 67-82
 Feb. 13, 2014 YoungstownL, 40-71
 Jan. 4, 2014 Green BayL, 69-85
 Feb. 17, 2013 YoungstownL, 54-71
 Jan. 17, 2013 Green BayL, 58-67
 Feb. 28, 2012 Youngstown W, 77-60
 Feb. 14, 2012 Green BayL, 65-71
 Jan. 22, 2012 Youngstown W, 77-47
 Feb. 24, 2011 YoungstownL, 60-71
 Dec. 4, 2010 Green BayL, 59-74
 March 2, 2010 Green BayL, 67-81
 Jan. 24, 2010 YoungstownL, 55-69
 Dec. 19, 2009 Green BayL, 67-72
 Feb. 12, 2009 Youngstown W, 77-73
 Jan. 17, 2009 Green BayL, 61-78
 Feb. 20, 2008 Youngstown W, 76-73
 Jan. 26, 2008 Green BayL, 58-66
 March 2, 2007 Dayton, OhioL, 55-72
 Feb. 8, 2007 Green BayL, 46-55
 Jan. 11, 2007 YoungstownL, 49-59
 Feb. 11, 2006 Green BayL, 58-80
 Jan. 5, 2006 Youngstown W, 95-70
 Feb. 5, 2005 YoungstownL, 49-78
 Jan. 6, 2005 Green BayL, 55-78
 Feb. 9, 2004 YoungstownL, 70-73
 Jan. 8, 2004 Green BayL, 52-62
 March 4, 2003 Green Bay W, 65-61
 Feb. 19, 2003 Green BayL, 53-69
 Jan. 29, 2003 Youngstown W, 77-76
 March 1, 2002 Cleveland.....L, 65-86
 Feb. 21, 2002 Youngstown W, 69-55
 Jan. 28, 2002 Green BayL, 50-53
 Dec. 30, 2000 Green BayL, 58-66
 Feb. 5, 1994 Green BayL, 58-69
 Jan. 15, 1994 YoungstownL, 67-69
 Feb. 27, 1993 Green BayL, 47-67
 Jan. 16, 1993 YoungstownL, 62-81

vs. Grove City (6-1)

Home 1-1
 Away..... 5-0
 Neutral..... 0-0
 Streak..... W6

Date Location Result

Feb. 6, 1943 Grove City, Pa. W, 56-43
 Dec. 16, 1942 Youngstown W, 81-44
 Jan. 11, 1938 Grove City, Pa. W, 40-37
 Feb. 26, 1937 Grove City, Pa. W, 39-30
 Jan. 10, 1936 Grove City, Pa. W, 37-35
 Jan. 4, 1935 Grove City, Pa. W, 18-16
 Dec. 19, 1933 YoungstownL, 29-30

vs. Gustavus Adolphus (1-0)

Home 1-0
 Away..... 0-0
 Neutral..... 0-0
 Streak..... W1

Date Location Result

Dec. 6, 1949 Youngstown W, 59-46

vs. Heidelberg (1-0)

Home 1-0
 Away..... 0-0
 Neutral..... 0-0
 Streak..... W1

Date Location Result

Nov. 12, 2018..... YoungstownW, 106-83

vs. High Point (2-0)

Home 1-0
 Away..... 1-0
 Neutral..... 0-0
 Streak..... W2

Date Location Results

Dec. 22, 2009..... Youngstown W, 82-69

Dec. 19, 2008 High Point W, 64-61

vs. Hillside (15-3)

Home 9-1
 Away..... 6-2
 Neutral..... 0-0
 Streak..... W3

Date Location Results

Nov. 29, 1975..... Youngstown W, 82-60

Feb. 3, 1975 Hillsdale W, 88-84

Feb. 24, 1973 Youngstown W, 63-57

Feb. 12, 1972 HillsdaleLOT, 62-64

Feb. 8, 1971 Youngstown W, 76-53

Jan. 10, 1970 Hillsdale W, 71-60

Dec. 9, 1968 Youngstown W, 97-55

March 2, 1968 Hillsdale W, 87-75

Jan. 21, 1967 Youngstown W, 86-64

Feb. 19, 1966 HillsdaleL, 66-81

Dec. 9, 1964 Youngstown W, 96-63

Feb. 29, 1964 Hillsdale W, 60-53

Dec. 2, 1963 Youngstown W, 89-47

Feb. 2, 1963 Youngstown W, 85-46

Dec. 8, 1962 Hillsdale W, 76-42

Feb. 21, 1962 Hillsdale W, 69-60

Jan. 31, 1962 YoungstownL, 62-63

Feb. 1, 1961 YoungstownW, 103-66

vs. Hiram (27-5)

Home 20-2
 Away..... 6-3
 Neutral..... 1-0
 Streak..... W12

Date Location Result

Dec. 8, 2012 Youngstown W, 71-44

Nov. 15, 2009..... Youngstown W, 81-41

Jan. 30, 2009..... Youngstown W, 97-74

Jan. 16, 1985..... Youngstown W, 58-56

Dec. 15, 1983..... Youngstown W, 85-61

Dec. 11, 1982..... Youngstown W, 107-75

Dec. 22, 1970..... Youngstown W, 60-35

Dec. 22, 1969..... Youngstown W, 93-43

Dec. 21, 1968..... Youngstown W, 89-58

Dec. 19, 1967..... Youngstown W, 84-64

Dec. 20, 1966..... Youngstown W, 99-78

Dec. 20, 1965..... Youngstown W, 88-59

Feb. 25, 1949 Hiram, Ohio.....L, 64-70

Dec. 15, 1948..... Youngstown W, 52-40

Dec. 12, 1942 Hiram, Ohio..... W, 63-37

Dec. 10, 1941 Youngstown W, 69-27

Feb. 26, 1941 Hiram, Ohio..... W, 64-40

Dec. 11, 1940..... Youngstown W, 59-48

Feb. 17, 1940 Hiram, Ohio..... W, 48-40

Dec. 16, 1939..... Youngstown W, 38-37

Feb. 23, 1939 Youngstown W, 45-22

Jan. 9, 1939 Hiram, Ohio.....L, 32-34

Feb. 12, 1938 Hiram, Ohio..... W, 44-27

Jan. 19, 1938..... Youngstown W, 33-27

Jan. 12, 1937..... Youngstown W, 40-24

Feb. 10, 1936 Hiram, Ohio..... W, 35-26

Feb. 19, 1935 Youngstown W, 35-19

Feb. 10, 1934 Hiram, Ohio.....L, 30-33

Dec. 9, 1932 Youngstown W, 34-25

Jan. 17, 1931 YoungstownL, 19-34

Jan. 12, 1929..... Hiram, Ohio..... W, 30-24

Dec. 14, 1928..... YoungstownL, 41-43

vs. Hofstra (0-2)

Home 0-1
 Away..... 0-1
 Neutral..... 0-0
 Streak..... L2

Date Location Result

Dec. 22, 1998..... YoungstownL, 59-61

Nov. 24, 1998..... HempsteadL, 62-65

vs. Houston Baptist (1-0)

Home 1-0
 Away..... 0-0
 Neutral..... 0-0
 Streak..... W1

Date Location Result

Dec. 30, 1988..... Youngstown W, 81-72

vs. Idaho (0-1)

Home 0-0
 Away..... 0-0
 Neutral..... 0-1
 Streak..... L1

Date Location Result

Dec. 11, 1998..... Missoula, Mont.....L, 67-68

vs. Idaho State (0-1)

Home 0-0
 Away..... 0-1
 Neutral..... 0-0
 Streak..... L1

Date Location Result

Dec. 18, 2017..... Pocatello.....L, 62-86

vs. Illinois-Chicago (17-33)

Home 12-13
 Away..... 5-18
 Neutral..... 0-2
 Streak..... W3

Date Location Result

Feb. 17, 2022 Youngstown W, 88-79

Feb. 5, 2022..... Chicago W, 66-64

Jan. 23, 2021 Youngstown W, 85-77

Jan. 22, 2021 YoungstownL, 66-67

March 5, 2020 Chicago (LUC)L, 61-67

Jan. 30, 2020 YoungstownLOT, 83-90

Dec. 30, 2019..... Chicago W, 70-64

Feb. 16, 2019 Youngstown W, 81-73

Jan. 10, 2019..... ChicagoL, 63-78

Feb. 8, 2018..... Chicago L, 75-100

Jan. 18, 2018..... YoungstownL, 78-92

Feb. 9, 2017 ChicagoL, 81-84

Jan. 14, 2017..... Youngstown.....L, 89-92

Feb. 16, 2016 Youngstown. . W2OT, 92-91

Jan. 28, 2016..... Chicago W, 82-78

Feb. 15, 2015 Youngstown W, 59-56



SERIES RECORDS BY OPPONENT

Jan. 2, 2015 ChicagoL, 71-77
 Feb. 15, 2014 Youngstown W, 59-56
 Jan. 7, 2014 Chicago W, 75-62
 Feb. 10, 2013 YoungstownL, 83-88
 Jan. 2, 2012 ChicagoL, 60-65
 Feb. 2, 2012 ChicagoL, 68-72
 Jan. 7, 2012 Youngstown W, 71-50
 Jan. 29, 2011 ChicagoL, 61-83
 Dec. 30, 2010 Youngstown W, 71-69
 Feb. 6, 2010 ChicagoL, 68-74
 Jan. 7, 2010 Youngstown W, 76-67
 March 3, 2009 YoungstownL, 68-73
 Feb. 7, 2009 Chicago W, 68-60
 Jan. 8, 2009 Youngstown W, 80-70
 March 4, 2008 ChicagoL, 59-70
 Feb. 2, 2008 ChicagoL, 72-86
 Jan. 3, 2008 Youngstown W, 80-68
 Feb. 3, 2007 Youngstown W, 92-87
 Dec. 2, 2006 ChicagoL, 64-80
 Feb. 2, 2006 YoungstownL, 63-70
 Dec. 31, 2005 ChicagoL, 84-85
 Feb. 10, 2005 ChicagoL, 65-71
 Jan. 3, 2005 YoungstownL, 56-62
 Feb. 12, 2004 YoungstownL, 58-62
 Jan. 5, 2004 ChicagoL, 47-66
 March 7, 2003 MilwaukeeL, 59-79
 March 1, 2003 ChicagoL, 47-73
 Jan. 25, 2003 YoungstownL, 76-78
 Feb. 4, 2002 YoungstownL, 57-63
 Jan. 21, 2002 ChicagoL, 69-85
 Feb. 26, 1994 YoungstownL, 82-84
 Jan. 22, 1994 ChicagoL, 75-95
 Feb. 20, 1993 YoungstownL, 74-88
 Feb. 1, 1993 ChicagoL, 71-89

vs. Illinois Wesleyan (8-0)

Home 8-0
 Away 0-0
 Neutral 0-0
 Streak W8

Date Location Result

Dec. 23, 1971 Youngstown W, 85-76
 Jan. 3, 1970 Youngstown W, 79-64
 Dec. 28, 1968 Youngstown W, 107-93
 Dec. 16, 1967 Youngstown W, 97-83
 Dec. 23, 1966 Youngstown W, 97-66
 Dec. 23, 1965 Youngstown W, 68-52
 Dec. 23, 1964 Youngstown W, 60-55
 Dec. 21, 1963 Youngstown W, 92-65

vs. Indiana (0-1)

Home 0-0
 Away 0-1
 Neutral 0-0
 Streak L1

Date Location Result

Dec. 29, 2018 BloomingtonL, 51-79

vs. Indiana (Pa.) (5-9)

Home 2-3
 Away 3-6
 Neutral 0-0
 Streak W1

Date Location Result

Jan. 6, 1934 Indiana, Pa. W, 29-26
 Dec. 15, 1933 Indiana, Pa.L, 28-33
 Feb. 24, 1933 YoungstownL, 32-34
 Jan. 7, 1933 Indiana, Pa.L, 23-25

Feb. 2, 1932 Youngstown W, 35-29
 Jan. 15, 1932 Indiana, Pa.L, 12-23
 Feb. 27, 1931 YoungstownL, 25-33
 Feb. 13, 1931 Indiana, Pa.L, 25-45
 Jan. 23, 1931 YoungstownL, 27-37
 Jan. 10, 1931 Indiana, Pa.L, 13-14
 Feb. 21, 1930 Indiana, Pa.L, 21-22
 Jan. 31, 1930 Indiana, Pa. W, 26-20
 Feb. 1, 1929 Youngstown W, 42-21
 Jan. 5, 1929 Indiana, Pa. W, 27-18

vs. Indiana State (0-1)

Home 0-0
 Away 0-1
 Neutral 0-0
 Streak L1

Date Location Result

Nov. 22, 2002 Terre HauteL, 56-63

vs. IU-Indy (21-2)

Home 12-2
 Away 9-0
 Neutral 0-0
 Streak W7

Date Location Result

Jan. 25, 2024 Indianapolis W, 78-50
 Jan. 7, 2024 Youngstown W, 75-65
 Feb. 25, 2023 Indianapolis W, 93-79
 Jan. 7, 2023 Youngstown W, 105-74
 Feb. 19, 2022 Youngstown W, 74-61
 Feb. 3, 2022 Indianapolis W, 61-55
 Feb. 20, 2021 Youngstown W, 77-70
 Feb. 19, 2021 YoungstownL, 70-72
 Feb. 1, 2020 Youngstown W, 91-76
 Dec. 28, 2019 Indianapolis W, 83-73
 Feb. 14, 2019 Youngstown W, 75-73
 Jan. 12, 2019 Indianapolis W, 82-76
 Feb. 10, 2018 Indianapolis W, 84-80
 Jan. 20, 2018 Youngstown W, 85-62
 Jan. 27, 2001 Youngstown W, 82-78
 Jan. 6, 2001 Indianapolis W, 73-71
 Feb. 5, 2000 YoungstownL, 48-55
 Jan. 6, 2000 Indianapolis W, 43-41
 Jan. 30, 1999 Indianapolis W, 64-42
 Jan. 2, 1999 Youngstown W, 68-44
 Dec. 10, 1977 Youngstown W, 88-49
 Feb. 12, 1976 Youngstown W, 76-67
 Dec. 12, 1975 Youngstown W, 78-61

vs. Ithaca (2-1)

Home 1-0
 Away 0-1
 Neutral 1-0
 Streak W2

Date Location Result

March 7, 1964 Akron, Ohio W, 91-79
 Jan. 25, 1941 Youngstown W, 32-30
 Jan. 9, 1940 Ithaca, N.Y.L, 38-47

vs. Jacksonville (0-1)

Home 0-0
 Away 0-1
 Neutral 0-0
 Streak L1

Date Location Result

Nov. 20, 2012 Mobile, ALL, 54-79

vs. James Madison (2-1)

Home 1-0
 Away 1-0
 Neutral 0-1
 Streak L1

Date Location Result

Nov. 20, 2012 Pittsburgh, Pa.L, 68-69
 Dec. 19, 2006 Harrisonburg W, 78-58
 Dec. 21, 2005 Youngstown W, 72-65

vs. John Carroll (11-9)

Home 8-3
 Away 3-6
 Neutral 0-0
 Streak W2

Date Location Result

Feb. 17, 1958 University Heights W, 99-93
 Dec. 15, 1956 Youngstown W, 84-73
 Dec. 12, 1955 University HeightsL, 84-96
 Feb. 21, 1955 University HeightsL, 95-108
 Jan. 27, 1955 YoungstownL, 80-93
 Feb. 8, 1954 YoungstownL, 75-90
 Dec. 7, 1953 University HeightsL, 61-76
 Jan. 7, 1953 Youngstown W, 77-69
 Dec. 13, 1952 University HeightsL, 76-91
 Jan. 7, 1952 Youngstown W, 88-70
 Dec. 14, 1951 University HeightsL, 53-72
 Feb. 12, 1951 Youngstown W, 72-53
 Jan. 9, 1950 YoungstownL, 61-62
 Feb. 22, 1949 University HeightsL, 53-65
 Jan. 19, 1949 Youngstown W, 64-59
 Jan. 21, 1948 Youngstown W, 81-54
 Dec. 19, 1947 University Heights W, 61-55
 Feb. 5, 1947 University Heights W, 60-52
 Dec. 18, 1946 Youngstown W, 57-53
 Feb. 7, 1936 Youngstown W, 70-27

vs. Juniata (1-0)

Home 1-0
 Away 0-0
 Neutral 0-0
 Streak W1

Date Location Result

Feb. 11, 1943 Youngstown W, 55-50

vs. Kean (1-0)

Home 0-0
 Away 1-0
 Neutral 0-0
 Streak W1

Date Location Result

Feb. 10, 1957 Newark, N.J. W, 41-32

vs. Kennedy James (0-1)

Home 0-1
 Away 0-0
 Neutral 0-0
 Streak L1

Date Location Result

March 5, 1930 YoungstownL, 24-35

vs. Kennesaw State (1-1)

Home 0-1
 Away 1-0
 Neutral 0-0
 Streak L1

Date Location Result

Dec. 17, 2014 YoungstownL, 84-90



SERIES RECORDS BY OPPONENT

Nov. 8, 2013 Kennesaw W, 73-57

vs. Kent State (17-32)

Home 9-14

Away 8-16

Neutral 0-2

Streak L9

Date Location Result

Nov. 11, 2017 Akron, Ohio L, 78-111

Nov. 14, 2015 Kent L, 70-79

Nov. 15, 2014 Youngstown L, 61-69

Nov. 27, 2013 Kent L, 79-83

Nov. 28, 2012 Youngstown L, 78-85

Dec. 21, 2010 Kent L, 58-71

Nov. 18, 2009 Youngstown L, 61-70

Dec. 15, 2008 Kent L, 74-82

Dec. 5, 2007 Youngstown L, 52-59

Dec. 22, 2006 Kent W, 62-58

Nov. 30, 2005 Youngstown L, 69-77

Dec. 15, 2001 Youngstown W, 75-70

Dec. 6, 2000 Kent L, 55-76

Dec. 4, 1999 Columbus, Ohio L, 53-72

Nov. 23, 1999 Kent L, 56-78

Nov. 18, 1998 Kent L, 56-67

Jan. 13, 1960 Youngstown W, 78-73

Dec. 1, 1959 Kent L, 81-87

Dec. 1, 1958 Kent LOT, 51-53

Dec. 2, 1957 Youngstown W, 71-61

Dec. 5, 1956 Kent W, 87-85

Dec. 10, 1955 Youngstown L, 75-82

Dec. 7, 1954 Kent L, 87-88

Jan. 6, 1954 Youngstown W, 76-69

Jan. 13, 1953 Youngstown L, 65-69

Jan. 24, 1952 Kent LOT, 70-71

Feb. 7, 1951 Kent L, 55-57

Feb. 8, 1950 Youngstown L, 60-74

Jan. 11, 1950 Kent L, 43-55

Dec. 28, 1949 Youngstown W, 75-74

Jan. 24, 1949 Youngstown L, 52-63

Dec. 28, 1948 Youngstown L, 59-67

Jan. 20, 1948 Kent L, 53-87

Jan. 1, 1948 Youngstown L2OT, 68-70

Dec. 17, 1947 Youngstown L, 53-58

Jan. 11, 1947 Kent W, 66-57

Jan. 1, 1947 Youngstown W, 66-57

Jan. 27, 1943 Youngstown W, 59-57

Dec. 9, 1942 Kent W, 56-45

Feb. 26, 1942 Kent W, 52-39

Feb. 4, 1942 Youngstown L, 57-61

Feb. 21, 1941 Kent W, 56-49

Jan. 30, 1941 Youngstown W, 46-33

Dec. 9, 1937 Kent L, 27-41

Jan. 31, 1931 Kent L, 20-43

Jan. 3, 1931 Youngstown L, 26-32

Jan. 10, 1930 Youngstown W, 29-26

Feb. 15, 1930 Kent W, 32-30

Jan. 31, 1929 Kent W, 22-19

vs. Kentucky Wesleyan (0-2)

Home 0-1

Away 0-1

Neutral 0-0

Streak L2

Date Location Result

Jan. 25, 1962 Owensboro, Ky L, 72-100

Jan. 23, 1960 Youngstown L, 72-81

vs. Kenyon (10-1)

Home 10-1

Away 0-0

Neutral 0-0

Streak W10

Date Location Result

Dec. 10, 1995 Youngstown W, 84-58

Jan. 28, 1991 Youngstown W, 94-85

Feb. 6, 1989 Youngstown W, 90-43

Nov. 27, 1976 Youngstown W, 71-66

Dec. 16, 1975 Youngstown W, 73-56

Nov. 30, 1974 Youngstown W, 96-46

Dec. 15, 1973 Youngstown W, 91-82

Dec. 16, 1971 Youngstown W, 94-63

Dec. 19, 1970 Youngstown W, 82-58

Jan. 7, 1970 Youngstown W, 98-82

Jan. 4, 1969 Youngstown L, 86-100

vs. Lake Erie (1-0)

Home 1-0

Away 0-0

Neutral 0-0

Streak W1

Date Location Result

Nov. 19, 2023 Youngstown W, 79-57

vs. Lakeland (2-0)

Home 2-0

Away 0-0

Neutral 0-0

Streak W2

Date Location Result

Jan. 11, 1964 Youngstown W, 127-53

Jan. 28, 1963 Youngstown W, 94-72

vs. LaRoche (1-0)

Home 1-0

Away 0-0

Neutral 0-0

Streak W1

Date Location Result

Dec. 7, 1996 Youngstown W, 79-56

vs. LaSalle (2-1)

Home 2-0

Away 0-1

Neutral 0-0

Streak W1

Date Location Result

Dec. 3, 1983 Youngstown W, 81-76

Feb. 28, 1953 Philadelphia L, 41-94

Feb. 5, 1952 Youngstown W, 68-57

vs. Lawrence Tech (4-0)

Home 2-0

Away 2-0

Neutral 0-0

Streak W4

Date Location Result

Dec. 12, 1964 Southfield, Mich W, 74-65

Feb. 4, 1964 Youngstown W, 83-75

Feb. 19, 1957 Southfield, Mich W, 101-74

Jan. 21, 1956 Youngstown W, 92-66

vs. LeMoyne (0-1)

Home 0-0

Away 0-0

Neutral 0-1

Streak L1

Date Location Result

March 6, 1964 Akron, Ohio L, 53-64

vs. Liberty (1-2)

Home 0-1

Away 1-1

Neutral 0-0

Streak W1

Date Location Result

March 2, 1991 Lynchburg W, 80-77

Feb. 24, 1990 Lynchburg L, 72-76

Jan. 11, 1988 Youngstown L, 71-72

vs. Lincoln (1-0)

Home 1-0

Away 0-0

Neutral 0-0

Streak W1

Date Location Result

Dec. 8, 1960 Youngstown W, 103-61

vs. Lock Haven (4-0)

Home 4-0

Away 0-0

Neutral 0-0

Streak W4

Date Location Result

Dec. 29, 2008 Youngstown W, 81-60

Nov. 16, 2007 Youngstown W, 95-55

Dec. 5, 2006 Youngstown W, 70-36

Nov. 21, 2004 Youngstown W, 70-56

vs. Long Island (0-1)

Home 0-0

Away 0-1

Neutral 0-0

Streak L1

Date Location Result

Feb. 9, 1937 Long Island, N.Y. L, 24-61

vs. Louisiana (0-2)

Home 0-0

Away 0-2

Neutral 0-0

Streak L2

Date Location Result

Nov.

Nov. 15, 2019 Lafayette L, 61-73

vs. Louisville (0-1)

Home 0-0

Away 0-1

Neutral 0-0

Streak L1

Date Location Result

Nov. 10, 2019 Louisville L, 55-78



SERIES RECORDS BY OPPONENT

vs. Loyola (16-14)

Home 11-4
 Away..... 5-10
 Neutral..... 0-0
 Streak..... W5

Date Location Result

March 5, 2013 Youngstown W, 62-60
 Feb. 7, 2013 Youngstown W, 60-59
 Jan. 5, 2013 Chicago W, 68-66
 Feb. 5, 2012 Chicago W, 80-63
 Jan. 5, 2012 Youngstown WOT, 68-64
 Jan. 27, 2011 Chicago L, 71-84
 Jan. 1, 2011 Youngstown L, 53-83
 Feb. 4, 2010 Chicago L, 85-92
 Jan. 9, 2010 Youngstown W, 71-67
 Feb. 5, 2009 Chicago W, 60-49
 Jan. 10, 2009 Youngstown L, 57-68
 Jan. 31, 2008 Chicago L, 69-68
 Jan. 5, 2008 Youngstown W, 71-61
 Jan. 29, 2007 Chicago L, 68-80
 Dec. 30, 2006 Youngstown W, 76-71
 Feb. 28, 2006 Chicago L, 61-76
 Feb. 25, 2006 Youngstown L, 84-87
 Jan. 2, 2006 Chicago W, 84-76
 March 1, 2005 Chicago L, 75-78
 Jan. 26, 2005 Chicago L, 50-71
 Dec. 21, 2004 Youngstown W, 76-68
 Jan. 29, 2004 Youngstown W, 76-75
 Jan. 3, 2004 Chicago L, 78-85
 Feb. 6, 2003 Youngstown W, 65-63
 Dec. 31, 2002 Chicago L, 59-76
 Feb. 2, 2002 Youngstown L, 55-75
 Jan. 19, 2002 Chicago L, 63-72
 Nov. 28, 1998 Chicago W, 66-64
 Dec. 17, 1997 Youngstown W, 80-68
 Jan. 30, 1956 Youngstown W, 87-81

vs. Maine (2-3)

Home 2-1
 Away..... 0-2
 Neutral..... 0-0
 Streak..... L3

Date Location Result

Dec. 13, 1996 Youngstown L, 57-60
 Dec. 16, 1995 Orono L, 54-70
 Dec. 14, 1977 Orono L, 74-88
 Feb. 16, 1977 Youngstown W, 77-68
 Dec. 28, 1964 Youngstown W, 81-60

vs. Malone (4-0)

Home 3-0
 Away..... 1-0
 Neutral..... 0-0
 Streak..... W4

Date Location Result

Dec. 13, 2010 Youngstown W, 78-62
 Nov. 30, 1963 Youngstown W, 117-81
 Feb. 22, 1963 Canton, Ohio W, 70-64
 Dec. 3, 1962 Youngstown W, 64-45

vs. Mankato State (1-0)

Home 1-0
 Away..... 0-0
 Neutral..... 0-0
 Streak..... W1

Date Location Result

Feb. 11, 1978 Youngstown W, 87-75

vs. Marietta (10-8)

Home 5-2
 Away..... 4-5
 Neutral..... 1-1
 Streak..... W2

Date Location Result

Jan. 4, 1964 Marietta, Ohio W, 71-50
 Jan. 24, 1963 Youngstown W, 88-51
 Jan. 27, 1962 Marietta, Ohio L, 79-82
 Dec. 17, 1960 Youngstown W, 82-72
 Feb. 6, 1960 Marietta, Ohio W, 61-50
 Dec. 20, 1958 Youngstown W, 112-56
 Dec. 14, 1957 Marietta, Ohio W, 80-79
 Dec. 8, 1956 Youngstown W, 87-62
 Dec. 15, 1955 Marietta, Ohio L, 81-86
 Dec. 18, 1954 Youngstown L, 70-83
 Jan. 14, 1954 Marietta, Ohio L, 78-96
 Jan. 15, 1953 Youngstown W, 83-79
 Jan. 19, 1952 Marietta, Ohio W, 92-76
 Feb. 2, 1951 Marietta, Ohio L, 46-55
 Dec. 16, 1950 Farrell, Pa. W, 81-76
 Jan. 13, 1950 Marietta, Ohio L, 82-83
 Dec. 17, 1949 Farrell, Pa. L, 61-72
 Dec. 18, 1948 Youngstown L, 56-63

vs. Marist (1-0)

Home 0-0
 Away..... 0-0
 Neutral..... 0-1
 Streak..... L1

Date Location Result

Nov. 28, 1986 Jamaica, N.Y. W, 56-52

vs. Marshall (1-6)

Home 0-2
 Away..... 1-4
 Neutral..... 0-0
 Streak..... L2

Date Location Result

Dec. 4, 2005 Huntington L, 70-73
 Dec. 4, 1987 Huntington L, 65-79
 Jan. 6, 1950 Huntington W, 81-67
 Feb. 2, 1949 Youngstown L, 60-83
 Jan. 14, 1949 Huntington L, 55-62
 Dec. 19, 1949 Youngstown L, 64-71
 Jan. 28, 1948 Huntington L, 77-78

vs. Marygrove (1-0)

Home 1-0
 Away..... 0-0
 Neutral..... 0-0
 Streak..... W1

Date Location Result

Dec. 29, 2012 Youngstown W, 93-52

vs. Maryland (0-1)

Home 0-0
 Away..... 0-1
 Neutral..... 0-0
 Streak..... L1

Date Location Result

Nov. 18, 2008 College Park L, 49-73

vs. UM-Baltimore County(2-0)

Home 1-0
 Away..... 1-0
 Neutral..... 0-0
 Streak..... W2

Date Location Result

Jan. 27, 1990 Youngstown W, 90-86
 Feb. 26, 1990 Baltimore W, 85-83

vs. UM-Eastern Shore (3-1)

Home 3-1
 Away..... 0-0
 Neutral..... 0-0
 Streak..... W2

Date Location Result

Dec. 2, 1978 Youngstown W, 78-70
 Dec. 12, 1979 Youngstown W, 79-66
 Dec. 3, 1980 Youngstown L, 56-66
 Dec. 9, 1982 Youngstown W, 72-63

vs. UMass (0-1)

Home 0-0
 Away..... 0-1
 Neutral..... 0-0
 Streak..... W1

Date Location Result

Nov. 17, 2013 Amherst L, 69-85

vs. Messiah (1-0)

Home 0-0
 Away..... 0-1
 Neutral..... 0-0
 Streak..... L1

Date Location Result

Nov. 23, 1991 Youngstown W, 54-53

vs. Mexico City YMCA (1-0)

Home 1-0
 Away..... 0-0
 Neutral..... 0-0
 Streak..... W1

Date Location Result

Feb. 2, 1942 Youngstown W, 74-43

vs. Michigan (0-6)

Home 0-0
 Away..... 0-6
 Neutral..... 0-0
 Streak..... L6

Date Location Result

Nov. 10, 2023 Ann Arbor L, 62-92
 Dec. 19, 2015 Ann Arbor L, 46-105
 Nov. 22, 2006 Ann Arbor L, 56-65
 Dec. 21, 1988 Ann Arbor L, 72-121
 Dec. 4, 1985 Ann Arbor L, 42-56
 Dec. 5, 1984 Ann Arbor L, 73-103

vs. Michigan Lutheran (6-2)

Home 4-1
 Away..... 2-1
 Neutral..... 0-0
 Streak..... L2

Date Location Result

Feb. 1, 1969 Youngstown L, 59-73
 Jan. 25, 1969 Detroit L, 68-87
 Jan. 15, 1968 Youngstown W, 75-71
 Feb. 18, 1967 Detroit W, 85-68
 Feb. 1, 1967 Youngstown W, 98-75
 Feb. 12, 1966 Detroit W, 110-66



SERIES RECORDS BY OPPONENT

Dec. 13, 1965 Youngstown W, 86-62
Dec. 5, 1964 Youngstown W, 91-61

vs. Michigan State (0-2)

Home 0-0
Away 0-2
Neutral 0-0
Streak L2

Date Location Result
Nov. 6, 2016 East Lansing L, 57-77
Nov. 9, 2006 East Lansing L, 61-86

vs. Middle Tennessee St. (7-9)

Home 4-3
Away 3-6
Neutral 0-0
Streak L5

Date Location Result
March 7, 1988 Murfreesboro L, 76-81
Feb. 22, 1988 Murfreesboro L, 58-78
Jan. 16, 1988 Youngstown L, 61-78
Feb. 9, 1987 Murfreesboro L, 79-88
Jan. 24, 1987 Youngstown L, 88-93
Feb. 10, 1986 Youngstown W, 72-61
Jan. 25, 1986 Murfreesboro L, 70-84
March 2, 1985 Murfreesboro L, 63-66
Feb. 23, 1985 Murfreesboro W, 82-76
Jan. 19, 1985 Youngstown W, 57-56
Feb. 23, 1984 Youngstown W, 75-64
Jan. 19, 1984 Murfreesboro W, 59-57
Feb. 5, 1983 Youngstown W, 73-72
Jan. 8, 1983 Murfreesboro W, 73-66
Feb. 6, 1982 Youngstown L, 67-73
Jan. 9, 1982 Murfreesboro L, 56-73

vs. Milwaukee (21-33)

Home 14-15
Away 7-18
Neutral 0-0
Streak W3

Date Location Result
Feb. 23, 2024 Milwaukee WOT, 84-80
Feb. 8, 2024 Youngstown WOT, 97-85
Feb. 16, 2023 Youngstown W, 87-58
Jan. 21, 2023 Milwaukee L, 75-88
Jan. 29, 2022 Youngstown W, 86-72
Dec. 2, 2021 Milwaukee W, 70-68
March 3, 2020 Youngstown W, 63-57
Feb. 29, 2020 Milwaukee W, 73-69
Jan. 23, 2020 Youngstown LOT, 73-75
Feb. 7, 2019 Youngstown W, 72-71
Jan. 5, 2019 Milwaukee W, 76-51
Jan. 25, 2018 Milwaukee L, 55-66
Jan. 4, 2018 Youngstown W, 72-63
Jan. 22, 2017 Milwaukee LOT, 85-94
Dec. 31, 2016 Youngstown W2OT 88-87
Feb. 22, 2016 Milwaukee L, 51-87
Jan. 7, 2016 Youngstown L, 65-81
Feb. 28, 2015 Youngstown L, 72-84
Jan. 14, 2015 Milwaukee L, 62-77
Feb. 20, 2014 Youngstown WOT, 88-83
Jan. 2, 2014 Milwaukee L, 76-82
Feb. 15, 2013 Youngstown W, 94-80
Jan. 19, 2013 Milwaukee W, 75-72
Jan. 31, 2012 Milwaukee W, 73-65
Jan. 20, 2012 Youngstown W, 68-66
Feb. 26, 2011 Youngstown LOT, 87-94
Dec. 2, 2010 Milwaukee L, 67-76

Feb. 15, 2010 Milwaukee L, 62-64
Jan. 22, 2010 Youngstown L, 59-69
Feb. 14, 2009 Youngstown W, 70-68
Jan. 15, 2009 Milwaukee L, 50-69
Jan. 24, 2008 Milwaukee L, 69-76
Jan. 7, 2008 Youngstown L, 39-61
Jan. 13, 2007 Youngstown W, 81-63
Dec. 10, 2006 Milwaukee W, 68-65
Feb. 9, 2006 Milwaukee L, 57-98
Jan. 26, 2006 Youngstown L, 70-78
Feb. 12, 2005 Milwaukee L, 67-90
Jan. 12, 2005 Youngstown L, 42-65
Feb. 14, 2004 Youngstown W, 85-84
Jan. 15, 2004 Milwaukee L, 74-80
Feb. 15, 2003 Youngstown L, 61-86
Jan. 11, 2003 Milwaukee L, 56-74
Feb. 9, 2002 Milwaukee L, 76-96
Jan. 2, 2002 Youngstown L, 55-77
Feb. 7, 1994 Milwaukee L, 70-79
Jan. 17, 1994 Youngstown L, 71-83
Feb. 29, 1992 Milwaukee L, 55-71
Feb. 1, 1992 Youngstown L, 62-72
Feb. 7, 1991 Milwaukee W, 82-74
Jan. 14, 1991 Youngstown L, 72-74
Feb. 12, 1990 Youngstown L, 57-63
Jan. 19, 1974 Milwaukee L, 75-90
Jan. 12, 1972 Youngstown L, 70-72

vs. Minnesota (0-4)

Home 0-1
Away 0-3
Neutral 0-0
Streak L4

Date Location Result
Dec. 2, 1991 Minneapolis L, 59-98
Jan. 5, 1991 Youngstown L, 77-95
Dec. 30, 1989 Minneapolis L, 57-97
Nov. 29, 1988 Minneapolis L, 64-97

vs. Missouri (0-1)

Home 0-0
Away 0-1
Neutral 0-0
Streak L1

Date Location Result
Dec. 21, 1981 Columbia L, 60-97

vs. Missouri-Rolla (1-0)

Home 1-0
Away 0-0
Neutral 0-0
Streak W1

Date Location Result
Dec. 27, 1974 Youngstown W, 70-68

vs. UMKC (14-8)

Home 6-4
Away 0-1
Neutral 0-0
Streak W1

Date Location Result
Nov. 26, 2014 Youngstown W, 66-63
Dec. 7, 2013 Kansas City L, 80-88
Dec. 22, 2003 Youngstown W, 73-65
Dec. 21, 2002 Kansas City L, 59-71
Dec. 22, 2001 Kansas City L, 53-68
Feb. 17, 2001 Kansas City W, 75-69
Jan. 4, 2001 Youngstown W, 75-63

Feb. 26, 2000 Youngstown L, 81-83
Jan. 20, 2000 Kansas City W, 66-61
Feb. 20, 1999 Kansas City W, 85-62
Jan. 18, 1999 Youngstown W, 61-58
March 1, 1998 Moline, Ill. W, 75-69
Feb. 16, 1998 Youngstown W, 69-47
Dec. 6, 1997 Kansas City W, 75-60
Feb. 6, 1997 Kansas City W, 68-59
Jan. 13, 1997 Youngstown L, 71-73
Feb. 3, 1996 Youngstown L, 59-69
Jan. 8, 1996 Kansas City W, 66-55
Feb. 23, 1995 Kansas City W, 69-63
Jan. 23, 1995 Youngstown W, 67-52
Jan. 22, 1990 Kansas City L, 72-81
March 4, 1989 Youngstown L, 74-77

vs. Missouri State (1-1)

Home 1-0
Away 0-1
Neutral 0-0
Streak L1

Date Location Result
Dec. 3, 2005 Springfield L, 52-88
Jan. 13, 1966 Youngstown W, 83-70

vs. Montana (0-2)

Home 6-4
Away 0-1
Neutral 0-0
Streak W1

Date Location Result
Dec. 17, 1999 Missoula L, 83-103
Dec. 19, 1998 Youngstown L, 74-81

vs. Morehead State (6-12)

Home 4-4
Away 1-8
Neutral 1-0
Streak W1

Date Location Result
Feb. 20, 1991 Youngstown W, 106-96
Dec. 15, 1989 Morehead L, 74-90
Feb. 29, 1988 Youngstown L, 85-87
Jan. 23, 1988 Morehead W, 67-64
Feb. 16, 1987 Youngstown W, 69-68
Jan. 10, 1987 Morehead L, 73-111
Feb. 17, 1986 Morehead L, 81-87
Jan. 11, 1986 Youngstown W, 75-48
Feb. 28, 1985 Murfreesboro, Tenn. W, 79-74
Feb. 9, 1985 Youngstown W, 71-65
Jan. 26, 1985 Morehead L, 65-67
March 10, 1984 Morehead L, 44-47
Feb. 9, 1984 Morehead L, 64-88
Jan. 26, 1984 Youngstown L, 77-88
Feb. 19, 1983 Youngstown L, 70-75
Jan. 22, 1983 Morehead L, 74-90
Jan. 30, 1982 Morehead L, 60-71
Dec. 19, 1981 Youngstown L, 62-69

vs. Morgan State (2-0)

Home 2-0
Away 0-0
Neutral 0-0
Streak W12

Date Location Result
March 16, 2022 Youngstown W, 70-65
Dec. 30, 1985 Youngstown W, 88-64



SERIES RECORDS BY OPPONENT

vs. Morris Harvey (2-0)

Home 1-0
 Away 0-0
 Neutral 1-0
 Streak W2

Date Location Result

Jan. 9, 1961 Youngstown W, 83-74
 Dec. 19, 1960 Akron, Ohio W, 104-77

vs. Mount Union (11-12)

Home 8-3
 Away 3-9
 Neutral 0-0
 Streak W4

Date Location Result

Dec. 9, 1978 Youngstown W, 91-78
 Dec. 11, 1976 Alliance, Ohio W, 72-65
 Dec. 3, 1975 Youngstown W, 71-66
 Dec. 17, 1974 Youngstown W, 79-76
 Feb. 5, 1974 Alliance, Ohio L, 89-105
 Jan. 31, 1959 Youngstown W, 71-59
 Jan. 19, 1957 Alliance, Ohio W, 84-43
 Jan. 18, 1956 Alliance, Ohio L, 55-56
 Dec. 16, 1954 Youngstown W, 69-60
 Jan. 20, 1954 Alliance, Ohio L, 62-64
 Jan. 21, 1953 Youngstown W, 72-62
 Jan. 22, 1952 Alliance, Ohio W, 51-50
 Jan. 31, 1951 Youngstown W, 77-69
 Feb. 15, 1950 Alliance, Ohio L, 37-46
 Dec. 29, 1949 Youngstown L, 47-49
 Feb. 12, 1949 Alliance, Ohio L, 28-33
 Dec. 23, 1948 Youngstown W, 57-50
 Feb. 13, 1948 Alliance, Ohio L, 37-45
 Jan. 7, 1943 Alliance, Ohio L, 57-70
 Dec. 14, 1938 Alliance, Ohio L, 19-27
 Dec. 10, 1936 Youngstown L, 22-23
 Dec. 12, 1935 Alliance, Ohio L, 24-30
 Jan. 3, 1930 Youngstown L, 22-31

vs. Murray State (4-11)

Home 3-4
 Away 0-7
 Neutral 1-0
 Streak L4

Date Location Result

Dec. 12, 1981 Murray L, 63-67
 Feb. 27, 1982 Youngstown L, 66-69
 Jan. 7, 1983 Murray L, 83-92
 Feb. 4, 1983 Youngstown L, 74-79
 Jan. 14, 1984 Youngstown W, 59-57
 Feb. 18, 1984 Murray L, 62-83
 Jan. 14, 1985 Murray L, 62-66
 Feb. 18, 1985 Youngstown W, 59-57
 Jan. 18, 1986 Murray L, 74-82
 Feb. 24, 1986 Youngstown W, 64-60
 Jan. 17, 1987 Youngstown L, 58-61
 Feb. 23, 1987 Murray L, 68-77
 Jan. 30, 1988 Youngstown L, 62-87
 Feb. 15, 1988 Murray L, 64-71
 Dec. 16, 1994 Dayton, Ohio W, 53-48

vs. Muskingum (14-8)

Home 10-4
 Away 4-4
 Neutral 0-0
 Streak W1

Date Location Result

Dec. 9, 1967 Youngstown W, 96-72

Dec. 10, 1966 New Concord, Ohio L, 73-80
 Dec. 18, 1965 Youngstown W, 90-67
 Jan. 6, 1965 New Concord, Ohio W, 36-35
 Feb. 4, 1963 Youngstown W, 86-61
 Jan. 20, 1962 New Concord, Ohio W, 74-64
 Jan. 4, 1961 Youngstown W, 76-59
 Feb. 20, 1960 New Concord, Ohio L, 82-90
 Dec. 10, 1958 Youngstown W, 85-60
 Dec. 13, 1957 New Concord, Ohio L, 73-77
 Dec. 19, 1956 Youngstown W, 76-66
 Dec. 11, 1954 Youngstown W, 72-69
 Dec. 30, 1953 Youngstown L, 63-76
 Dec. 3, 1953 New Concord, Ohio W, 68-66
 Feb. 14, 1953 Youngstown W, 91-87
 Jan. 18, 1952 New Concord, Ohio W, 59-57
 Jan. 17, 1951 Youngstown L, 55-65
 Jan. 14, 1950 New Concord, Ohio L, 56-89
 Dec. 31, 1947 Youngstown L, 49-76
 Jan. 6, 1947 Youngstown W, 50-48
 Dec. 21, 1942 Youngstown L, 38-43
 Jan. 24, 1942 Youngstown W, 57-51

vs. Navy (1-1)

Home 1-0
 Away 0-1
 Neutral 0-0
 Streak W1

Date Location Result

Dec. 21, 2023 Youngstown W, 75-65
 Nov. 20, 2022 Annapolis L, 67-80

vs. Nebraska-Omaha (0-4)

Home 0-2
 Away 0-2
 Neutral 0-0
 Streak L4

Date Location Result

Feb. 7, 1976 Omaha, Neb. L, 55-68
 Jan. 25, 1976 Youngstown L, 54-63
 Feb. 22, 1975 Youngstown L, 76-80
 Jan. 4, 1975 Omaha, Neb. L, 97-100

vs. New Hampshire (3-0)

Home 3-0
 Away 0-0
 Neutral 0-0
 Streak W3

Date Location Result

Dec. 14, 1974 Youngstown W, 121-46
 Dec. 8, 1973 Youngstown W, 83-77
 Jan. 2, 1961 Youngstown W, 89-70

vs. Niagara (7-8)

Home 2-5
 Away 5-3
 Neutral 0-0
 Streak L1

Date Location Result

Nov. 21, 2021 Youngstown L, 53-58
 Dec. 14, 2016 Niagara W, 101-97
 Nov. 28, 2015 Niagara W, 88-70
 Nov. 22, 2003 Niagara L, 80-89
 Dec. 28, 2002 Youngstown L, 58-66
 Dec. 14, 1999 Youngstown L, 77-82
 Dec. 20, 1997 Niagara W, 63-60
 Dec. 30, 1995 Youngstown W, 69-60
 Dec. 20, 1994 Niagara W, 78-61
 Jan. 8, 1966 Niagara L, 67-87

Jan. 28, 1965 Youngstown L, 42-55
 Feb. 22, 1964 Niagara W, 78-58
 Jan. 26, 1963 Youngstown L, 65-82
 Feb. 14, 1959 Niagara L, 64-79
 Feb. 1, 1958 Youngstown W, 57-55

vs. Nicholls State (1-0)

Home 1-0
 Away 0-0
 Neutral 0-0
 Streak W1

Date Location Result

Dec. 21, 1989 Youngstown W, 93-79

vs. UNC-Wilmington (2-1)

Home 1-0
 Away 0-1
 Neutral 1-0
 Streak L1

Date Location Result

March 1, 1984 Wilmington, N.C. L, 43-72
 Feb. 1, 1984 Youngstown W, 79-67
 Nov. 28, 1982 Utica, N.Y. W, 58-52

vs. North Carolina Central (2-0)

Home 2-0
 Away 0-0
 Neutral 0-0
 Streak W2

Date Location Result

Nov. 19, 2019 Youngstown W, 66-60
 Jan. 27, 2010 Youngstown W, 70-57

vs. North Carolina State (0-1)

Home 0-0
 Away 0-1
 Neutral 0-0
 Streak L1

Date Location Result

Dec. 16, 2010 Raleigh, N.C. L, 58-71

vs. North Dakota (1-0)

Home 0-0
 Away 0-0
 Neutral 1-0
 Streak W1

Date Location Result

Nov. 23, 2015 FGCU W, 79-69

vs. North Dakota State (0-1)

Home 0-0
 Away 0-0
 Neutral 0-1
 Streak L1

Date Location Result

Nov. 19, 2012 Pittsburgh, Pa. LOT, 80-83

vs. North Texas State (0-1)

Home 0-0
 Away 0-0
 Neutral 0-1
 Streak L1

Date Location Result

Dec. 21, 1985 Lafayette, La. L, 72-85



SERIES RECORDS BY OPPONENT

vs. Northeastern Illinois (6-7)

Home 4-3
 Away..... 2-4
 Neutral..... 0-0
 Streak..... L3

Date Location Result
 Jan. 31, 1998 Chicago W, 73-69
 Jan. 3, 1998 Youngstown W, 74-53
 Feb. 17, 1997 Youngstown L, 48-55
 Jan. 25, 1997 Chicago L, 70-76
 Feb. 12, 1996 Chicago L, 62-76
 Jan. 13, 1996 Youngstown L, 54-56
 Feb. 6, 1995 Youngstown W, 71-50
 Jan. 3, 1995 Chicago L, 49-58
 Feb. 15, 1992 Chicago L, 71-74
 Jan. 18, 1992 Youngstown L, 60-72
 Feb. 16, 1991 Youngstown W, 102-69
 Jan. 19, 1991 Chicago W, 105-101
 Jan. 29, 1990 Youngstown W, 95-79

vs. Northern Arizona (0-1)

Home 0-0
 Away..... 0-0
 Neutral..... 0-1
 Streak..... L1

Date Location Result
 March 4, 1947 Kansas City, Mo..... L, 45-49

vs. Northern Colorado (0-1)

Home 0-0
 Away..... 0-0
 Neutral..... 0-1
 Streak..... L1

Date Location Result
 Nov. 24, 2017 Sioux Falls..... L, 67-80

vs. Northern Illinois (1-3)

Home 1-1
 Away..... 0-2
 Neutral..... 0-0
 Streak..... L1

Date Location Result
 Feb. 19, 1994 DeKalb L, 57-84
 Jan. 29, 1994 Youngstown W, 77-66
 March 1, 1993 DeKalb L, 80-84
 Jan. 18, 1993 Youngstown L, 82-88

vs. Northern Iowa (7-4)

Home 2-2
 Away..... 3-2
 Neutral..... 2-0
 Streak..... W2

Date Location Result
 Dec. 29, 2000 Green Bay, Wis..... W, 54-46
 Dec. 22, 2000 San Juan, P.R. W, 79-76
 Dec. 17, 1988 Cedar Falls L, 79-109
 Dec. 14, 1985 Youngstown W, 64-62
 Dec. 1, 1984 Cedar Falls W, 70-57
 Feb. 21, 1980 Youngstown L, 65-70
 Jan. 26, 1980 Cedar Falls W, 72-69
 Feb. 22, 1979 Cedar Falls W, 63-61
 Jan. 27, 1979 Youngstown L, 65-75
 Jan. 16, 1978 Cedar Falls L, 65-77
 Jan. 5, 1977 Youngstown W, 48-46

vs. Northern Kentucky (12-17)

Home 8-5
 Away..... 4-10
 Neutral..... 0-2
 Streak..... W1

Date Location Result
 Jan. 28, 2024 Youngstown W, 82-52
 Jan. 4, 2024 Highland Heights L, 76-79
 March 6, 2023 Indianapolis, Ind..... L, 63-75
 Feb. 4, 2023 Youngstown W, 74-56
 Dec. 1, 2022 Highland Heights L2OT, 73-77
 Feb. 26, 2022 Highland Heights L, 61-75
 Jan. 13, 2022 Youngstown L, 67-68
 Dec. 20, 2020 Highland Heights W, 70-60
 Dec. 19, 2020 Highland Heights L, 64-79
 Feb. 22, 2020 Youngstown L, 59-61
 Jan. 16, 2020 Highland Heights L, 63-88
 Feb. 21, 2019 Highland Heights L, 69-76
 Jan. 19, 2019 Youngstown L, 74-82
 Feb. 19, 2018 Highland Heights L, 51-70
 Feb. 1, 2018 Youngstown L, 85-95
 March 6, 2017 Detroit, Mich. L, 74-84
 Feb. 28, 2017 Youngstown W, 81-77
 Jan. 5, 2017 Highland Heights L, 70-83
 Feb. 27, 2016 Youngstown W, 94-75
 Jan. 14, 2016 Highland Heights L, 64-84
 Dec. 31, 2014 Youngstown W, 78-74
 March 2, 1981 Highland Heights W, 81-77
 Jan. 3, 1980 Youngstown W, 88-77
 Jan. 8, 1979 Highland Heights W, 69-60
 Jan. 25, 1978 Youngstown W, 75-68
 Jan. 26, 1977 Youngstown W, 69-67
 Jan. 17, 1977 Highland Heights L, 65-81
 Feb. 23, 1976 Highland Heights W, 85-70
 Jan. 9, 1976 Youngstown L, 81-82

vs. Northern Michigan (2-4)

Home 1-2
 Away..... 1-2
 Neutral..... 0-0
 Streak..... W1

Date Location Result
 Jan. 31, 1981 Youngstown W, 66-62
 Jan. 10, 1981 Marquette, Mich..... L, 67-77
 Feb. 23, 1980 Youngstown L, 73-82
 Jan. 24, 1980 Marquette, Mich..... L, 69-90
 Feb. 24, 1979 Marquette, Mich..... W, 58-48
 Jan. 25, 1979 Youngstown L, 68-75

vs. Northern (S.D.) State (1-0)

Home 0-0
 Away..... 0-0
 Neutral..... 1-0
 Streak..... W1

Date Location Result
 March 10, 1959 Kansas City, Mo..... W, 85-76

vs. Northwestern (0-4)

Home 0-1
 Away..... 0-3
 Neutral..... 0-0
 Streak..... L4

Date Location Result
 Nov. 28, 1995 Chicago L, 61-67
 Dec. 13, 1994 Chicago L, 62-71
 Dec. 15, 1993 Youngstown L, 70-86
 Dec. 5, 1992 Chicago L, 57-87

vs. Notre Dame (0-4)

Home 0-0
 Away..... 0-3
 Neutral..... 0-0
 Streak..... L4

Date Location Result
 Nov. 13, 2022 Notre Dame L, 81-88
 Dec. 21, 2016 Notre Dame L, 78-87
 Nov. 24, 2007 Notre Dame L, 75-87
 Nov. 26, 1996 Notre Dame L, 48-69

vs. Notre Dame College (1-0)

Home 1-0
 Away..... 0-0
 Neutral..... 0-0
 Streak..... W1

Date Location Result
 Nov. 15, 2011 Youngstown W, 80-62

vs. Oakland (12-23)

Home 8-7
 Away..... 3-16
 Neutral..... 1-0
 Streak..... L2

Date Location Result
 Jan. 17, 2024 Rochester L, 67-70
 Dec. 31, 2023 Youngstown L, 81-88
 Jan. 27, 2023 Youngstown W, 77-73
 Jan. 14, 2023 Rochester W, 85-69
 Feb. 9, 2022 Youngstown W, 78-71
 Jan. 1, 2022 Rochester L, 72-87
 Jan. 16, 2021 Rochester L, 74-81
 Jan. 15, 2021 Rochester L, 65-82
 Feb. 15, 2020 Rochester L, 64-72
 Jan. 9, 2020 Youngstown W, 61-60
 March 6, 2019 Rochester L, 84-88
 Jan. 31, 2019 Rochester W, 75-74
 Dec. 30, 2018 Youngstown L, 74-76
 Feb. 14, 2018 Youngstown W, 75-73
 Jan. 10, 2018 Rochester L, 82-95
 March 4, 2017 Detroit, Mich. W, 81-80
 Feb. 21, 2017 Rochester L, 72,101
 Feb. 2, 2017 Youngstown L, 76-90
 Feb. 4, 2016 Youngstown L, 85-107
 Jan. 4, 2016 Rochester W, 100-98
 Feb. 25, 2015 Rochester L, 71-82
 Feb. 1, 2015 Youngstown L, 80-96
 March 4, 2014 Rochester LOT, 92-96
 March 1, 2014 Youngstown L, 81-87
 Jan. 31, 2014 Rochester L, 85-86
 March 19, 2013 Youngstown W, 99-87
 Dec. 20, 2003 Youngstown L, 67-70
 Jan. 6, 2003 Rochester L, 70-75
 Feb. 22, 2001 Youngstown W, 88-84
 Nov. 30, 2000 Rochester L, 62-63
 Jan. 29, 2000 Youngstown W, 68-65
 Jan. 8, 2000 Rochester L, 66-85
 Jan. 23, 1999 Rochester L, 87-89
 Jan. 4, 1999 Youngstown W, 71-55

vs. Oberlin (5-2)

Home 4-2
 Away..... 1-0
 Neutral..... 0-0
 Streak..... W3

Date Location Result
 Dec. 3, 2016 Youngstown W, 87-72
 Nov. 16, 2014 Youngstown W, 71-53



SERIES RECORDS BY OPPONENT

Dec. 21, 1935.....Youngstown.....W, 36-31
 Dec. 20, 1933.....Oberlin, Ohio.....W, 44-27
 Dec. 19, 1931.....Youngstown.....L, 9-30
 Dec. 21, 1928.....Youngstown.....W, 12-8
 Jan. 2, 1928.....Youngstown.....L, 19-20

vs. Ohio (5-15)

Home.....3-7
 Away.....2-8
 Neutral.....0-0
 Streak.....W1

Date.....Location.....Result

Dec. 6, 2023.....Athens.....W, 78-72
 Dec. 11, 2022.....Youngstown.....L, 79-81
 Dec. 20, 1993.....Athens.....L, 42-85
 Nov. 30, 1991.....Youngstown.....L, 62-72
 Dec. 17, 1990.....Athens.....L, 70-85
 Dec. 18, 1989.....Youngstown.....L, 95-96
 Dec. 19, 1988.....Athens.....L, 86-90
 Dec. 15, 1987.....Youngstown.....L, 60-68
 Dec. 17, 1986.....Athens.....L, 63-82
 Dec. 13, 1980.....Youngstown.....W, 93-85
 Dec. 22, 1979.....Athens.....W, 72-68
 Dec. 16, 1978.....Youngstown.....L, 71-86
 Dec. 3, 1977.....Athens.....L, 64-67
 Dec. 2, 1972.....Youngstown.....L, 59-68
 Feb. 3, 1962.....Youngstown.....L, 63-80
 Dec. 3, 1960.....Athens.....L, 74-87
 Dec. 18, 1950.....Youngstown.....W, 73-64
 Feb. 10, 1942.....Athens.....L, 40-42
 Dec. 20, 1941.....Youngstown.....W, 57-46
 Dec. 6, 1940.....Athens.....L, 25-41

vs. Ohio Chiropody (3-5)

Home.....1-3
 Away.....2-2
 Neutral.....0-0
 Streak.....L1

Date.....Location.....Result

Feb. 3, 1939.....Cleveland, Ohio.....L, 23-25
 Jan. 13, 1938.....Youngstown.....W, 47-28
 Feb. 2, 1935.....Cleveland, Ohio.....W, 29-27
 Dec. 1, 1934.....Youngstown.....L, 31-33
 Feb. 18, 1933.....Youngstown.....L, 32-51
 Dec. 22, 1932.....Cleveland, Ohio.....L, 34-36
 Dec. 8, 1931.....Youngstown.....L, 23-36
 Jan. 26, 1929.....Cleveland, Ohio.....W, 42-16

vs. Ohio Christian (1-0)

Home.....1-0
 Away.....0-0
 Neutral.....0-0
 Streak.....W1

Date.....Location.....Result

Nov. 13, 2023.....Youngstown.....W, 99-71

vs. Ohio Dominican (4-0)

Home.....4-0
 Away.....0-0
 Neutral.....0-0
 Streak.....W4

Date.....Location.....Result

Dec. 1, 1983.....Youngstown.....W, 104-37
 Dec. 17, 1973.....Youngstown.....W, 97-63
 Feb. 3, 1973.....Youngstown.....W, 61-51
 Dec. 21, 1971.....Youngstown.....W, 97-77

vs. Ohio State (0-5)

Home.....0-0
 Away.....0-5
 Neutral.....0-0
 Streak.....L5

Date.....Location.....Result

Dec. 18, 2018.....Columbus.....L, 56-75
 Dec. 20, 2016.....Columbus.....L, 40-77
 Nov. 24, 2006.....Columbus.....L, 57-91
 Dec. 1, 1990.....Columbus.....L, 67-112
 Dec. 16, 1982.....Columbus.....L, 53-81

vs. Ohio Wesleyan (1-0)

Home.....1-0
 Away.....0-0
 Neutral.....0-0
 Streak.....W1

Date.....Location.....Result

Dec. 13, 1971.....Youngstown.....W, 88-57

vs. Oklahoma State (0-1)

Home.....0-1
 Away.....0-0
 Neutral.....0-0
 Streak.....L1

Date.....Location.....Result

March 15, 2023.....Youngstown.....L, 64-69

vs. Oral Roberts (5-7)

Home.....3-1
 Away.....1-3
 Neutral.....1-3
 Streak.....L1

Date.....Location.....Result

March 4, 2001.....Fort Wayne, Ind.....L, 70-73
 Feb. 8, 2001.....Youngstown.....W, 82-70
 Dec. 2, 2000.....Tulsa.....W, 63-62
 March 5, 2000.....Moline, Ill.....L, 59-67
 Feb. 24, 2000.....Youngstown.....L, 80-83
 Jan. 22, 2000.....Tulsa.....L, 63-79
 March 1, 1999.....Moline, Ill.....L, 58-72
 Feb. 18, 1999.....Tulsa.....L, 68-72
 Jan. 16, 1999.....Youngstown.....W, 76-69
 March 2, 1998.....Moline, Ill.....W, 74-60
 Feb. 7, 1998.....Youngstown.....W, 90-69
 Jan. 8, 1998.....Tulsa.....L, 81-104

vs. Parsons (1-0)

Home.....1-0
 Away.....0-0
 Neutral.....0-0
 Streak.....W1

Date.....Location.....Result

Feb. 6, 1965.....Youngstown.....W, 91-84

vs. Penn State (0-2)

Home.....0-0
 Away.....0-2
 Neutral.....0-0
 Streak.....L2

Date.....Location.....Result

Nov. 10, 2021.....State College, Pa.....L, 59-75
 Nov. 23, 2011.....State College, Pa.....L, 71-82

vs. Philadelphia Textile (10-6)

Home.....7-2
 Away.....3-3
 Neutral.....0-1
 Streak.....W3

Date.....Location.....Result

Jan. 28, 1981.....Youngstown.....W, 43-42
 Jan. 14, 1980.....Philadelphia, Pa.....W, 76-65
 Jan. 31, 1979.....Youngstown.....W, 66-56
 Jan. 10, 1978.....Philadelphia, Pa.....L, 65-73
 Jan. 8, 1977.....Youngstown.....W, 62-60
 Jan. 10, 1976.....Philadelphia, Pa.....L, 64-76
 Jan. 11, 1975.....Youngstown.....W, 69-61
 Jan. 30, 1974.....Philadelphia, Pa.....W, 93-76
 Jan. 31, 1973.....Youngstown.....W, 50-61
 March 6, 1970.....Reading, Pa.....L, 52-79
 Dec. 14, 1968.....Youngstown.....W, 72-60
 Feb. 17, 1968.....Philadelphia, Pa.....L, 73-95
 Dec. 17, 1966.....Youngstown.....L, 70-71
 Jan. 30, 1965.....Youngstown.....W, 104-81
 Feb. 19, 1964.....Philadelphia, Pa.....W, 50-49
 Feb. 14, 1963.....Youngstown.....L, 50-63

vs. Pittsburgh (1-8)

Home.....1-1
 Away.....0-7
 Neutral.....0-0
 Streak.....L5

Date.....Location.....Result

Nov. 6, 2018.....Pittsburgh.....L, 53-69
 Dec. 14, 2012.....Pittsburgh.....L, 73-91
 Nov. 28, 2009.....Pittsburgh.....L, 56-72
 Dec. 13, 2003.....Pittsburgh.....L, 42-57
 Nov. 27, 1993.....Pittsburgh.....L, 66-112
 Dec. 21, 1976.....Youngstown.....W, 78-73
 Jan. 8, 1975.....Pittsburgh.....L, 62-88
 Feb. 16, 1974.....Youngstown.....L, 71-91
 Feb. 29, 1972.....Pittsburgh.....L, 66-82

vs. Pitt-Bradford (1-0)

Home.....1-0
 Away.....0-0
 Neutral.....0-0
 Streak.....W1

Date.....Location.....Result

Feb. 24, 1992.....Youngstown.....W, 107-68

vs. Pitt-Johnstown (0-1)

Home.....0-0
 Away.....0-1
 Neutral.....0-0
 Streak.....L1

Date.....Location.....Result

Feb. 22, 1992.....Youngstown.....L, 74-78

vs. Point Park (2-0)

Home.....2-0
 Away.....0-0
 Neutral.....0-0
 Streak.....W2

Date.....Location.....Result

Dec. 9, 2020.....Youngstown.....W, 72-52
 Nov. 28, 1990.....Youngstown.....W, 127-65

vs. Prairie View A&M (0-1)

Home.....0-1
 Away.....0-0
 Neutral.....0-0
 Streak.....L1

Date.....Location.....Result

Dec. 29, 1988.....Youngstown.....L, 74-84



SERIES RECORDS BY OPPONENT

vs. Purdue (0-2)

Home 0-0
 Away..... 0-2
 Neutral..... 0-0
 Streak..... L2

Date Location Result

Dec. 12, 2015..... Purdue L, 64-95
 Dec. 17, 1983..... West Lafayette L, 54-65

vs. Purdue Fort Wayne (6-6)

Home 5-2
 Away..... 1-4
 Neutral..... 0-0
 Streak..... L1

Date Location Result

Feb. 4, 2024..... Fort Wayne L, 72-78
 Jan. 10, 2024..... Youngstown W, 93-85
 Feb. 10, 2023..... Fort Wayne W, 81-72
 Dec. 31, 2022..... Youngstown L, 71-76
 Jan. 23, 2022..... Fort Wayne L, 71-82
 Jan. 7, 2022..... Youngstown L, 61-71
 Feb. 13, 2021..... Youngstown W, 72-70
 Feb. 12, 2021..... Youngstown W, 84-78
 Jan. 15, 2005..... Fort Wayne L, 59-79
 Jan. 31, 2004..... Youngstown W, 71-61
 Feb. 8, 2003..... Fort Wayne L, 63-65
 Feb. 23, 2002..... Youngstown W, 78-71

vs. Quincy (Ill.) (2-2)

Home 1-0
 Away..... 0-2
 Neutral..... 1-0
 Streak..... W1

Date Location Result

Dec. 3, 1964..... Youngstown W, 83-77
 Dec. 30, 1959..... Quincy, Ill..... L, 85-89
 Dec. 30, 1958..... Quincy, Ill..... L, 90-96
 March 11, 1958.. Kansas City, Mo..... W, 88-68

vs. Radford (2-1)

Home 2-0
 Away..... 0-1
 Neutral..... 0-0
 Streak..... L1

Date Location Result

Feb. 8, 1992..... Radford..... L, 58-70
 Dec. 21, 1991..... Youngstown W, 75-70
 Dec. 30, 1987..... Youngstown W, 73-64

vs. Randolph-Macon (1-1)

Home 1-0
 Away..... 0-0
 Neutral..... 1-0
 Streak..... L1

Date Location Result

March 7, 1977..... Youngstown L, 68-71
 March 5, 1966..... Akron, Ohio..... W, 94-63

vs. Rider (0-2)

Home 0-0
 Away..... 0-2
 Neutral..... 0-0
 Streak..... L2

Date Location Result

Feb. 12, 1937 ... Lawrenceville, N.J. L, 27-36
 Feb. 29, 1936 ... Lawrenceville, N.J. L, 29-36

vs. Rio Grande (1-0)

Home 0-0
 Away..... 1-0
 Neutral..... 0-0
 Streak..... W1

Date Location Result

Jan. 29, 1948..... Rio Grande, Ohio..... W, 78-63

vs. Robert Morris (15-14)

Home 7-7
 Away..... 8-7
 Neutral..... 0-0
 Streak..... W2

Date Location Result

Feb. 14, 2024..... Youngstown W, 87-77
 Dec. 2, 2023..... Moon Township..... W, 71-57
 Feb. 21, 2023..... Moon Township..... L, 64-83
 Jan. 5, 2023..... Youngstown W, 78-56
 March 1, 2022..... Youngstown L, 73-77
 Feb. 13, 2022..... Youngstown L, 68-73
 Jan. 5, 2022..... Moon Township..... W, 64-60
 Feb. 6, 2021..... Moon Township..WOT, 70-66
 Feb. 5, 2021..... Moon Township..WOT, 84-78
 Dec. 4, 2019..... Youngstown W, 81-70
 Nov. 28, 2018..... Moon Township..... L, 56-76
 Nov. 29, 2017..... Youngstown L, 74-81
 Nov. 30, 2016..... Moon Township..... W, 75-74
 Dec. 2, 2015..... Youngstown W, 65-58
 Dec. 2, 2014..... Moon Township..... W, 89-81
 Dec. 4, 2013..... Youngstown W, 84-76
 Dec. 22, 2011..... Youngstown L, 56-59
 Dec. 11, 2010..... Moon Township..... L, 60-90
 Dec. 30, 2009..... Youngstown L, 67-72
 Nov. 28, 2008..... Moon Township..... L, 72-74
 Dec. 17, 2007..... Youngstown L, 71-74
 Dec. 16, 2006..... Moon Township..... L, 78-79
 Dec. 19, 2001..... Youngstown L, 80-87
 Jan. 2, 2001..... Moon Township..... W, 69-56
 Dec. 21, 1995..... Moon Township..... W, 66-59
 Jan. 16, 1995..... Youngstown W, 61-59
 Dec. 7, 1991..... Moon Township..... L, 64-75
 Dec. 8, 1990..... Youngstown W, 80-68
 Dec. 9, 1989..... Moon Township..... L, 74-92

vs. Rochester (1-0)

Home 1-0
 Away..... 0-0
 Neutral..... 0-0
 Streak..... W1

Date Location Result

Feb. 8, 2021..... Youngstown W, 60-50

vs. Rockhurst (1-0)

Home 0-0
 Away..... 0-0
 Neutral..... 1-0
 Streak..... W1

Date Location Result

Dec. 27, 1958..... Quincy, Ill. W, 77-71

vs. Samford (3-0)

Home 2-0
 Away..... 1-0
 Neutral..... 0-0
 Streak..... W3

Date Location Result

Nov. 12, 2011..... Birmingham, Ala. W, 76-69
 Nov. 12, 2010..... Youngstown W, 64-61

Dec. 28, 1974..... Youngstown W, 83-77

vs. San Diego (1-0)

Home 1-0
 Away..... 0-0
 Neutral..... 0-0
 Streak..... W1

Date Location Result

Jan. 9, 1971..... Youngstown W, 75-57

vs. San Francisco State (3-2)

Home 3-2
 Away..... 0-0
 Neutral..... 0-0
 Streak..... L2

Date Location Result

Dec. 13, 1973..... Youngstown L, 81-84
 Dec. 23, 1972..... Youngstown L, 62-80
 Jan. 26, 1970..... Youngstown W, 89-50
 Dec. 27, 1968..... Youngstown W, 79-66
 Dec. 15, 1966..... Youngstown W, 93-71

vs. Saint Francis (Pa.) (17-22)

Home 10-9
 Away..... 7-13
 Neutral..... 0-0
 Streak..... W4

Date Location Result

Nov. 16, 2012..... Youngstown W, 75-60
 Nov. 26, 2011..... Loretto W, 60-59
 Nov. 27, 2010..... Youngstown W, 91-63
 Dec. 16, 2009..... Loretto W, 74-65
 Nov. 29, 2008..... Youngstown L, 65-66
 Nov. 28, 2007..... Loretto W, 70-65
 Nov. 19, 2005..... Loretto L, 58-71
 Dec. 29, 2004..... Youngstown L, 56-70
 Nov. 29, 2003..... Youngstown W, 77-61
 Dec. 4, 2002..... Loretto L, 56-70
 Nov. 18, 2000..... Loretto W, 64-63
 Dec. 22, 1999..... Youngstown L, 69-72
 Dec. 22, 1997..... Youngstown W, 75-69
 Nov. 15, 1997..... Loretto L, 46-60
 Dec. 3, 1996..... Loretto L, 58-65
 Nov. 30, 1996..... Youngstown L, 56-72
 Feb. 5, 1990..... Youngstown W, 95-85
 Jan. 2, 1990..... Loretto L, 85-97
 Dec. 30, 1978..... Youngstown L, 67-70
 Jan. 3, 1962..... Youngstown L, 57-73
 Dec. 16, 1961..... Loretto L, 63-71
 Feb. 20, 1961..... Youngstown W, 75-71
 Jan. 21, 1961..... Loretto L, 56-77
 Feb. 10, 1960..... Youngstown L, 70-89
 Dec. 19, 1959..... Loretto L, 66-102
 Feb. 21, 1959..... Loretto L, 80-91
 Jan. 7, 1959..... Youngstown W, 87-78
 Feb. 21, 1958..... Loretto L, 52-55
 Feb. 25, 1957..... Youngstown W, 76-67
 Jan. 15, 1951..... Youngstown L, 72-74
 Jan. 21, 1950..... Loretto L, 74-77
 Dec. 6, 1948..... Youngstown W, 58-43
 March 3, 1948..... Loretto L, 45-53
 Feb. 19, 1947..... Youngstown L, 49-56
 Jan. 25, 1947..... Loretto W, 52-48
 Feb. 7, 1941..... Loretto W, 62-58
 Feb. 20, 1940..... Youngstown W, 46-28
 Jan. 21, 1932..... Loretto W, 19-15
 Jan. 11, 1932..... Loretto L, 15-29



SERIES RECORDS BY OPPONENT

vs. Saint Louis (0-5)

Home 0-3
 Away..... 0-2
 Neutral..... 0-0
 Streak..... L5

Date Location Result

Jan. 4, 1989 Youngstown L, 64-77
 Jan. 28, 1988 St. Louis L, 52-74
 Feb. 2, 1987 Youngstown L, 76-85
 Feb. 3, 1986 Youngstown L, 61-78
 Nov. 30, 1985 St. Louis L, 58-76

vs. St. Bonaventure (1-6)

Home 0-2
 Away..... 1-4
 Neutral..... 0-0
 Streak..... L4

Date Location Result

Dec. 10, 2005 Olean L, 58-66
 Jan. 26, 1952 Olean L, 50-76
 Jan. 3, 1951 Youngstown L, 50-67
 Jan. 10, 1949 Youngstown L, 38-56
 Jan. 18, 1947 Olean W, 58-50
 Jan. 17, 1941 Olean L, 33-53
 Jan. 10, 1940 Olean L, 35-40

vs. St. John's (0-2)

Home 0-0
 Away..... 0-2
 Neutral..... 0-0
 Streak..... L2

Date Location Result

Dec. 21, 2013 Jamaica L, 87-96
 Nov. 29, 1986 Jamaica L, 65-75

vs. St. Joseph's (Ind.) (1-1)

Home 1-0
 Away..... 0-0
 Neutral..... 0-1
 Streak..... L1

Date Location Result

Dec. 18, 1976 Youngstown W, 99-73
 March 7, 1975 Charleston, Ill. L, 78-96

vs. St. Joseph's (Pa.) (1-0)

Home 1-0
 Away..... 0-0
 Neutral..... 0-0
 Streak..... W1

Date Location Result

March 4, 1942 Youngstown W, 52-51

vs. St. Lawrence (0-2)

Home 0-1
 Away..... 0-1
 Neutral..... 0-0
 Streak..... L2

Date Location Result

Jan. 8, 1940 Canton, N.Y. L, 39-47
 Feb. 8, 1939 Youngstown L, 37-45

vs. St. Mary's (Calif.) (0-2)

Home 0-1
 Away..... 0-0
 Neutral..... 0-1
 Streak..... L2

Date Location Result

Dec. 12, 1998 Missoula, Mont. L, 53-88

Dec. 22, 1973 Youngstown L, 71-91

vs. St. Mary's (Mich.) (1-0)

Home 1-0
 Away..... 0-0
 Neutral..... 0-0
 Streak..... W1

Date Location Result

Dec. 8, 1985 Youngstown W, 95-51

vs. St. Norbert (1-0)

Home 1-0
 Away..... 0-0
 Neutral..... 0-0
 Streak..... W1

Date Location Result

Feb. 3, 1969 Youngstown W, 92-70

vs. St. Peter's (N.J.) (2-2)

Home 1-1
 Away..... 1-1
 Neutral..... 0-0
 Streak..... W2

Date Location Result

Nov. 21, 2009 Jersey City W, 68-56
 Feb. 21, 2009 Youngstown W, 68-64
 Jan. 5, 1993 Youngstown L, 67-79
 Dec. 23, 1992 Jersey City L, 68-81

vs. St. Thomas Aquinas (0-1)

Home 0-0
 Away..... 0-1
 Neutral..... 0-0
 Streak..... W1

Date Location Result

Feb. 28, 1936 Sparkill, N.Y. L, 31-41

vs. St. Thomas (Minn.) (1-0)

Home 1-0
 Away..... 0-0
 Neutral..... 0-0
 Streak..... W1

Date Location Result

Nov. 19, 2021 Youngstown W, 79-75

vs. St. Vincent (36-21)

Home 23-9
 Away..... 13-12
 Neutral..... 0-0
 Streak..... W11

Date Location Result

Dec. 29, 1990 Youngstown W, 83-68
 Dec. 6, 1980 Latrobe, Pa. W, 75-57
 Dec. 8, 1979 Youngstown W, 74-56
 Feb. 26, 1972 Latrobe, Pa. W, 91-57
 Dec. 4, 1971 Youngstown W, 71-53
 Feb. 27, 1971 Latrobe, Pa. W, 86-64
 Dec. 2, 1970 Youngstown W, 105-73
 Feb. 18, 1970 Latrobe, Pa. W, 87-70
 Dec. 6, 1969 Youngstown W, 91-65
 Feb. 22, 1969 Latrobe, Pa. W, 77-76
 Nov. 30, 1968 Youngstown W, 83-71
 Feb. 24, 1968 Latrobe, Pa. L, 73-80
 Feb. 15, 1968 Youngstown W, 115-73
 Feb. 25, 1967 Latrobe, Pa. W, 70-60
 Jan. 5, 1967 Youngstown W, 133-83
 Feb. 26, 1966 Latrobe, Pa. W, 82-63
 Feb. 15, 1965 Youngstown W, 87-63
 Feb. 12, 1964 Youngstown W, 101-62

Jan. 8, 1964 Latrobe, Pa. W, 99-51
 Feb. 16, 1963 Latrobe, Pa. W, 83-39
 Jan. 12, 1963 Youngstown W, 70-42
 Feb. 17, 1962 Latrobe, Pa. W, 60-56
 Dec. 14, 1961 Youngstown W, 91-72
 Feb. 4, 1961 Youngstown W, 104-67
 Dec. 14, 1960 Latrobe, Pa. W, 60-59
 Feb. 13, 1960 Latrobe, Pa. L, 56-64
 Dec. 16, 1959 Youngstown W, 76-69
 Dec. 18, 1958 Youngstown W, 103-72
 Jan. 16, 1958 Latrobe, Pa. L, 67-99
 Jan. 7, 1957 Youngstown W, 88-63
 Feb. 20, 1956 Latrobe, Pa. L, 73-75
 Jan. 16, 1956 Youngstown L, 64-70
 Feb. 9, 1955 Youngstown L, 60-81
 Jan. 8, 1955 Youngstown W, 90-72
 Feb. 25, 1947 Youngstown W, 71-46
 Feb. 12, 1947 Youngstown W, 59-49
 Feb. 3, 1943 Youngstown W, 61-46
 Jan. 23, 1943 Latrobe, Pa. W, 63-36
 Feb. 24, 1940 Youngstown L, 38-39
 March 4, 1939 Youngstown W, 47-37
 Feb. 11, 1939 Latrobe, Pa. L, 27-42
 Feb. 11, 1938 Youngstown L, 32-46
 Jan. 9, 1938 Latrobe, Pa. L, 25-37
 Feb. 19, 1937 Youngstown L, 35-41
 Jan. 9, 1937 Latrobe, Pa. L, 19-37
 Feb. 27, 1936 Latrobe, Pa. L, 35-48
 Jan. 25, 1936 Youngstown L, 36-49
 Feb. 8, 1935 Youngstown W, 40-34
 Jan. 12, 1935 Latrobe, Pa. L, 18-33
 Feb. 13, 1934 Youngstown L, 29-37
 Jan. 13, 1934 Latrobe, Pa. L, 15-21
 Feb. 21, 1932 Youngstown L, 15-28
 Jan. 11, 1932 Latrobe, Pa. L, 15-29
 Feb. 14, 1931 Latrobe, Pa. L, 30-41
 Feb. 6, 1931 Youngstown L, 29-47
 Feb. 22, 1930 Latrobe, Pa. W, 21-19
 Jan. 24, 1930 Youngstown W, 22-21

vs. Saginaw Valley (1-0)

Home 1-0
 Away..... 0-0
 Neutral..... 0-0
 Streak..... W1

Date Location Result

Nov. 26, 1977 Youngstown W, 68-67

vs. Siena (1-2)

Home 1-1
 Away..... 0-1
 Neutral..... 0-0
 Streak..... L2

Date Location Result

Dec. 28, 2005 Albany L, 67-75
 Dec. 14, 2004 Youngstown L, 78-79
 Jan. 18, 1997 Youngstown W, 70-65

vs. Shawnee State (1-0)

Home 1-0
 Away..... 0-0
 Neutral..... 0-0
 Streak..... W1

Date Location Result

Dec. 13, 2002 Youngstown W, 84-69



SERIES RECORDS BY OPPONENT

vs. Slippery Rock (16-8)

Home 13-5
 Away 3-5
 Neutral 0-0
 Streak W11

Date Location Result

Dec. 29, 2007 Youngstown W, 77-63
 Nov. 19, 2006 Youngstown W, 95-57
 Nov. 23, 2005 Youngstown W, 95-53
 Nov. 23, 2004 Youngstown W, 78-60
 Dec. 3, 2003 Youngstown W, 106-69
 Nov. 26, 2002 Youngstown W, 73-52
 Nov. 20, 2001 Youngstown W, 99-67
 Nov. 20, 2000 Youngstown W, 85-59
 Nov. 19, 1999 Youngstown W, 92-71
 Nov. 20, 1998 Youngstown W, 69-40
 Nov. 18, 1997 Youngstown W, 85-54
 Dec. 1, 1986 Youngstown L, 90-96
 Feb. 16, 1957 Slippery Rock W, 106-68
 Feb. 12, 1955 Slippery Rock W, 97-95
 Feb. 10, 1954 Youngstown W, 78-46
 Feb. 19, 1953 Slippery Rock L, 57-81
 Feb. 13, 1952 Youngstown W, 65-63
 Feb. 13, 1951 Slippery Rock W, 79-61
 Jan. 23, 1934 Youngstown L, 28-34
 Dec. 13, 1933 Youngstown L, 29-30
 Feb. 5, 1933 Slippery Rock L, 27-45
 Jan. 27, 1933 Youngstown L, 24-38
 Feb. 16, 1932 Slippery Rock L, 16-26
 Jan. 27, 1932 Youngstown L, 19-32

vs. South Alabama (1-3)

Home 1-0
 Away 0-3
 Neutral 0-0
 Streak L3

Date Location Result

Nov. 19, 2016 Mobile L, 75-84
 Dec. 15, 1986 Mobile L, 63-72
 Dec. 17, 1985 Mobile L, 63-69
 Dec. 15, 1984 Youngstown W, 74-73

vs. South Carolina (0-1)

Home 0-0
 Away 0-1
 Neutral 0-0
 Streak L1

Date Location Result

Jan. 21, 1989 Columbia L, 78-92

vs. South Carolina State (2-0)

Home 1-0
 Away 0-0
 Neutral 1-0
 Streak W2

Date Location Result

Dec. 27, 1986 Youngstown W, 84-64
 March 11, 1961 Crawfordsville, Ind. W, 96-82

vs. South Carolina-Upstate (1-0)

Home 0-0
 Away 1-0
 Neutral 0-0
 Streak W1

Date Location Result

Nov. 23, 2019 Spartanburg W, 66-61

vs. South Dakota (2-1)

Home 1-0
 Away 0-1
 Neutral 0-1
 Streak L1

Date Location Result

Nov. 27, 2017 Sioux Falls L, 53-81
 Dec. 5, 2014 Vermillion W, 87-79
 Dec. 29, 2013 Youngstown W, 85-59

vs. South Florida (0-2)

Home 0-0
 Away 0-2
 Neutral 0-0
 Streak W2

Date Location Result

Dec. 18, 2012 Tampa L, 54-72
 Dec. 18, 1984 Tampa L, 56-63

vs. Southeast Missouri State (2-0)

Home 1-0
 Away 1-0
 Neutral 0-0
 Streak W2

Date Location Result

Nov. 13, 2021 Cape Girardeau W, 97-79
 Dec. 15, 2019 Youngstown W, 65-50

vs. Southeast Oklahoma (0-1)

Home 0-0
 Away 0-0
 Neutral 0-1
 Streak L1

Date Location Result

March 14, 1957 Kansas City, Mo. L, 65-69

vs. Southern Illinois (0-1)

Home 0-0
 Away 0-0
 Neutral 0-1
 Streak L1

Date Location Result

Dec. 28, 1959 Quincy, Ill. L, 66-85

vs. SIU-Edwardsville (1-1)

Home 1-1
 Away 0-0
 Neutral 0-0
 Streak L1

Date Location Result

Nov. 20, 2021 Youngstown L, 66-69
 Dec. 19, 1975 Youngstown W, 79-62

vs. Southern (Calif.) (1-0)

Home 1-0
 Away 0-0
 Neutral 0-0
 Streak W1

Date Location Result

Dec. 7, 1974 Youngstown W, 107-66

vs. Southern (La.) (1-0)

Home 1-0
 Away 0-0
 Neutral 0-0
 Streak W1

Date Location Result

Dec. 16, 2022 Youngstown W, 85-81

vs. Southern Miss (0-1)

Home 0-0
 Away 0-1
 Neutral 0-1
 Streak L1

Date Location Result

Nov. 25, 2017 Sioux Falls L, 64-71

vs. Southern Utah (5-4)

Home 4-0
 Away 0-4
 Neutral 1-0
 Streak L1

Date Location Result

Feb. 15, 2001 Cedar City L, 58-85
 Jan. 13, 2001 Youngstown W, 73-67
 Feb. 12, 2000 Cedar City L, 76-85
 Dec. 2, 1999 Youngstown W, 76-72
 Feb. 28, 1999 Moline, Ill. W, 78-56
 Feb. 6, 1999 Youngstown W, 75-57
 Dec. 3, 1998 Cedar City L, 53-65
 Feb. 5, 1998 Youngstown W, 66-50
 Jan. 10, 1998 Cedar City L, 80-86

vs. SE Louisiana (1-1)

Home 1-0
 Away 0-0
 Neutral 1-0
 Streak W2

Date Location Result

Dec. 4, 2005 Springfield, Mo. L, 55-77
 Dec. 5, 1987 Huntington, W. Va. W, 54-51

vs. Stetson (1-0)

Home 0-0
 Away 1-0
 Neutral 0-0
 Streak W1

Date Location Result

Dec. 21, 1996 at DeLand, Fla. W, 72-54

vs. Steubenville (28-16)

Home 17-6
 Away 10-10
 Neutral 1-0
 Streak W6

Date Location Result

Feb. 16, 1980 Steubenville W, 73-58
 Dec. 1, 1979 Youngstown W, 99-81
 Jan. 23, 1978 Steubenville W, 90-55
 Jan. 7, 1978 Youngstown W, 96-60
 Feb. 2, 1977 Steubenville W, 72-63
 Jan. 12, 1977 Youngstown W, 84-71
 Jan. 31, 1976 Youngstown L, 66-68
 Jan. 19, 1976 Steubenville W, 86-76
 Feb. 26, 1975 Youngstown W, 80-73
 Jan. 29, 1975 Steubenville W, 95-88
 Feb. 23, 1974 Youngstown L, 50-53
 Jan. 23, 1974 Steubenville L, 34-47
 Feb. 17, 1973 Youngstown W, 66-56
 Jan. 25, 1973 Steubenville L, 42-47
 Feb. 18, 1972 Youngstown W, 86-61
 Jan. 27, 1972 Steubenville W, 88-55
 Feb. 23, 1971 Youngstown W, 85-68
 Jan. 20, 1971 Steubenville L, 57-66
 Feb. 24, 1970 Youngstown W, 66-56
 Jan. 31, 1970 Steubenville W, 86-52
 Feb. 5, 1969 Steubenville W, 75-74



SERIES RECORDS BY OPPONENT

Jan. 15, 1969.....Youngstown..... W, 88-65
 Feb. 8, 1965.....Youngstown.....L, 49-62
 Jan. 13, 1965.....Steubenville.....L, 48-50
 Jan. 22, 1964.....Youngstown..... W, 64-61
 Dec. 17, 1963.....Geneva, W. Va. W, 64-48
 Feb. 9, 1963.....Youngstown..... W, 77-49
 Jan. 9, 1963.....Steubenville.....L, 45-63
 Feb. 10, 1962.....Steubenville..... W, 60-52
 Jan. 13, 1962.....Youngstown.....L, 61-68
 Feb. 11, 1961.....Youngstown..... W, 74-73
 Jan. 13, 1961.....Steubenville..... W, 58-53
 Feb. 22, 1960.....Steubenville.....L, 40-42
 Jan. 11, 1960.....Youngstown..... W, 79-69
 Jan. 13, 1958.....Steubenville.....L, 57-85
 Dec. 28, 1957.....Youngstown.....L, 55-57
 March 5, 1957.....Youngstown..... W, 59-58
 Feb. 13, 1957.....Youngstown..... W, 76-66
 Jan. 4, 1956.....Steubenville.....L, 60-83
 Dec. 5, 1955.....Youngstown..... W, 80-66
 Feb. 26, 1955.....Steubenville.....L, 73-86
 Jan. 13, 1955.....Youngstown.....L, 57-71
 Dec. 17, 1953.....Steubenville.....L, 67-76
 Jan. 9, 1952.....Youngstown..... W, 69-46
 Jan. 13, 1951.....Steubenville..... W, 84-49

vs. Susquehanna (2-0)

Home..... 1-0
 Away..... 0-0
 Neutral..... 1-0
 Streak..... W2

Date.....Location.....Result

Jan. 29, 1966.....Selingsgrove, Pa..... W, 92-64
 Jan. 9, 1965.....Youngstown..... W, 84-69

vs. Tennessee-Chattanooga (1-0)

Home..... 0-0
 Away..... 1-0
 Neutral..... 0-0
 Streak..... W1

Date.....Location.....Result

Dec. 30, 1999.....Chattanooga..... W, 62-58

vs. Tennessee-Martin (1-0)

Home..... 1-0
 Away..... 0-0
 Neutral..... 0-0
 Streak..... W1

Date.....Location.....Result

Nov. 9.....Youngstown..... W, 90-72

vs. Tennessee State (3-8)

Home..... 2-2
 Away..... 0-4
 Neutral..... 1-2
 Streak..... W2

Date.....Location.....Result

Dec. 29, 1999...Chattanooga, Tenn. W, 80-73
 Dec. 28, 1991.....Youngstown..... W, 81-73
 Jan. 7, 1989.....Nashville.....L, 78-82
 Feb. 24, 1988.....Nashville.....L, 65-90
 Dec. 19, 1987.....Youngstown..... W, 66-65
 Jan. 25, 1967.....Nashville.....L, 56-71
 Feb. 14, 1966.....Youngstown.....L, 52-67
 Feb. 15, 1960.....Youngstown.....L, 71-94
 Jan. 30, 1960.....Nashville..... L, 76-104
 March 11, 1959.. Kansas City, Mo.....L, 80-89
 Dec. 29, 1958..... Quincy, Ill. L, 73-103

vs. Tennessee Tech (8-10)

Home..... 5-4
 Away..... 2-6
 Neutral..... 1-0
 Streak..... L2

Date.....Location.....Result

Feb. 20, 1988.....Cookeville.....L, 71-81
 Jan. 18, 1988.....Youngstown.....L, 59-79
 Feb. 7, 1987.....Cookeville..... W, 74-65
 Jan. 26, 1987.....Youngstown.....W, 115-87
 March 3, 1986.....Youngstown.....L, 68-71
 Feb. 8, 1986.....Younstown..... W, 63-55
 Jan. 27, 1986.....Cookeville.....L, 55-67
 Feb. 25, 1985.....Cookeville.....L, 54-64
 Jan. 21, 1985.....Youngstown..... W, 68-67
 March 9, 1984..... Morehead, Ky. W, 63-55
 Feb. 24, 1984.....Youngstown..... W, 80-64
 Jan. 21, 1984.....Cookeville.....L, 72-77
 March 5, 1984.....Cookeville.....L, 57-70
 Dec. 20, 1983.....Youngstown.....L, 74-76
 Jan. 4, 1982.....Youngstown.....L, 49-66
 Jan. 7, 1982.....Cookeville..... W, 76-60
 Feb. 21, 1981.....Youngstown..... W, 69-59
 Feb. 9, 1981.....Cookeville.....L, 59-61

vs. Texas Southern (1-0)

Home..... 1-0
 Away..... 0-0
 Neutral..... 0-0
 Streak..... W1

Date.....Location.....Result

Dec. 12, 1966.....Youngstown..... W, 83-75

vs. Thiel (14-4)

Home..... 10-2
 Away..... 4-2
 Neutral..... 0-0
 Streak..... W13

Date.....Location.....Result

Nov. 5, 2019.....Youngstown..... W, 101-53
 Nov. 25, 2015.....Youngstown..... W, 69-55
 Dec. 7, 2014.....Youngstown..... W, 70-45
 Nov. 20, 2013.....Youngstown..... W, 82-58
 Nov. 29, 1989.....Youngstown..... W, 80-59
 Feb. 25, 1941..... Greenville, Pa..... W, 74-58
 Feb. 5, 1941.....Youngstown..... W, 52-35
 Feb. 14, 1939.....Youngstown..... W, 39-25
 Feb. 7, 1939..... Greenville, Pa..... W, 39-35
 Feb. 15, 1938..... Greenville, Pa..... W, 44-27
 Jan. 21, 1938.....Youngstown..... W, 36-26
 Feb. 16, 1937..... Greenville, Pa. W, 44-41
 Jan. 22, 1937.....Youngstown..... W, 35-25
 Feb. 14, 1936..... Greenville, Pa.....L, 32-34
 Jan. 14, 1936.....Youngstown.....L, 29-34
 Jan. 16, 1935.....Youngstown..... W, 41-40
 Dec. 11, 1934..... Greenville, Pa.....L, 28-30
 Dec. 14, 1927.....Youngstown.....L, 24-53

vs. Thomas More (1-1)

Home..... 1-0
 Away..... 0-1
 Neutral..... 0-0
 Streak..... W1

Date.....Location.....Result

Dec. 30, 1994.....Youngstown..... W, 79-54
 Feb. 9, 1970..... Crestview Hills, Ky.L, 59-77

vs. Toledo (2-11)

Home..... 2-4
 Away..... 0-7
 Neutral..... 0-0
 Streak..... L3

Date.....Location.....Result

Nov. 15, 2016..... Toledo..... L, 98-103
 Nov. 18, 2015.....Youngstown..... L, 78-100
 Dec. 17, 2011..... Toledo.....L, 77-86
 Nov. 24, 2010.....Youngstown..... W, 73-67
 Nov. 26, 2003..... Toledo.....L, 74-78
 Nov. 30, 2002..... Youngstown..... W, 69-61
 Dec. 8, 2001..... Toledo.....L, 65-79
 Dec. 20, 1999..... Youngstown.....L, 57-63
 Dec. 30, 1997..... Toledo.....L, 51-54
 Feb. 17, 1943.....Youngstown.....L, 39-62
 Dec. 19, 1942..... Toledo.....L, 51-76
 Feb. 18, 1942..... Youngstown.....L, 43-80
 Feb. 5, 1942..... Toledo.....L, 32-88

vs. Toledo DeSales (2-0)

Home..... 1-0
 Away..... 1-0
 Neutral..... 0-0
 Streak..... W2

Date.....Location.....Result

Jan. 9, 1941..... Youngstown..... W, 62-50
 Dec. 8, 1939..... Toledo..... W, 42-40

vs. Toronto (1-0)

Home..... 1-0
 Away..... 0-0
 Neutral..... 0-0
 Streak..... W1

Date.....Location.....Result

Dec. 7, 1968..... Youngstown..... W, 75-51

vs. Towson (0-2)

Home..... 0-1
 Away..... 0-1
 Neutral..... 0-0
 Streak..... L2

Date.....Location.....Result

Jan. 4, 1992..... Youngstown.....L, 53-67
 Feb. 23, 1991.....Towson.....L, 75-80

vs. Troy (5-3)

Home..... 3-1
 Away..... 1-2
 Neutral..... 1-0
 Streak..... W1

Date.....Location.....Result

Dec. 29, 1997..... Toledo..... W, 75-54
 Feb. 8, 1997..... Troy.....L, 64-70
 Jan. 11, 1997.....Youngstown.....L, 63-72
 Feb. 25, 1996..... Troy.....L, 88-93
 Jan. 27, 1996..... Youngstown..... W, 90-80
 March 3, 1995..... Youngstown..... W, 90-83
 Feb. 11, 1995..... Troy..... W, 74-69
 Jan. 9, 1995..... Youngstown..... W, 83-65

vs. Tulsa (0-1)

Home..... 0-0
 Away..... 0-1
 Neutral..... 0-0
 Streak..... L1

Date.....Location.....Result

Dec. 8, 1984..... Tulsa.....L, 49-67



SERIES RECORDS BY OPPONENT

vs. Upsala (2-0)

Home 1-0
 Away 1-0
 Neutral 0-0
 Streak W2

Date Location Result

Feb. 12, 1936 Youngstown W, 51-20
 March 2, 1935 Upsala W, 27-26

vs. Utah State (0-1)

Home 0-0
 Away 0-1
 Neutral 0-0
 Streak L1

Date Location Result

Dec. 20, 2017 Logan L, 74-91

vs. Utah Tech (1-0)

Home 1-0
 Away 0-0
 Neutral 0-0
 Streak W1

Date Location Result

Nov. 17, 2023 Youngstown W, 75069

vs. Utica (0-1)

Home 0-1
 Away 0-0
 Neutral 0-0
 Streak L1

Date Location Result

Jan. 18, 1984 Youngstown L, 67-68

vs. Valparaiso (9-35)

Home 8-12
 Away 1-22
 Neutral 0-1
 Streak L9

Date Location Result

Feb. 11, 2017 Valparaiso L, 72-82
 Jan. 12, 2017 Youngstown L, 62-78
 Jan. 30, 2016 Valparaiso L, 68-97
 Jan. 18, 2016 Youngstown L, 65-96
 Jan. 20, 2015 Youngstown L, 62-77
 Jan. 4, 2015 Valparaiso L, 64-79
 Feb. 25, 2014 Valparaiso L, 66-68
 Jan. 23, 2014 Youngstown L, 71-74
 Feb. 26, 2013 Valparaiso L, 64-73
 Jan. 30, 2013 Youngstown W, 80-68
 Feb. 11, 2012 Youngstown W, 71-53
 Jan. 13, 2012 Valparaiso L, 62-76
 March 1, 2011 Valparaiso L, 71-80
 Feb. 5, 2011 Youngstown LOT, 78-86
 Jan. 7, 2011 Valparaiso L, 55-79
 Feb. 13, 2010 Youngstown L, 75-77
 Jan. 14, 2010 Valparaiso L, 66-70
 Feb. 28, 2009 Valparaiso L, 59-67
 Dec. 4, 2008 Youngstown L, 57-68
 Feb. 16, 2008 Valparaiso L, 58-77
 Jan. 17, 2008 Youngstown L, 61-67
 Nov. 29, 2001 Valparaiso L, 50-80
 Feb. 10, 2001 Youngstown L, 68-82
 Jan. 11, 2001 Valparaiso L, 51-60
 Feb. 19, 2000 Valparaiso L, 57-65
 Jan. 15, 2000 Youngstown W, 55-49
 Feb. 13, 1999 Youngstown W, 61-60
 Jan. 9, 1999 Valparaiso L, 76-83
 March 3, 1998 Moline, Ill. L, 48-67

Feb. 19, 1998 Youngstown L, 68-70
 Jan. 24, 1998 Valparaiso W, 69-66
 Feb. 3, 1997 Youngstown W, 66-64
 Jan. 6, 1997 Valparaiso L, 46-57
 Feb. 17, 1996 Youngstown W, 75-60
 Jan. 22, 1996 Valparaiso L, 63-73
 March 4, 1995 Valparaiso L, 52-77
 Feb. 27, 1995 Youngstown W, 79-75
 Jan. 30, 1995 Valparaiso L, 58-72
 Feb. 28, 1994 Youngstown L, 55-70
 Jan. 24, 1994 Valparaiso L, 84-93
 Feb. 18, 1993 Youngstown L, 72-93
 Jan. 30, 1993 Valparaiso L, 76-85
 Dec. 10, 1990 Valparaiso L, 65-68
 Dec. 11, 1989 Youngstown W, 89-71

vs. Villa Madonna (4-1)

Home 3-0
 Away 1-1
 Neutral 0-0
 Streak W1

Date Location Result

Dec. 7, 1967 Youngstown W, 94-68
 Feb. 13, 1967 Villa Hills, Ky. L, 70-84
 Feb. 9, 1966 Youngstown W, 78-62
 Dec. 9, 1961 Youngstown W, 75-68
 Dec. 10, 1960 Villa Hills, Ky. W, 92-85

vs. Walsh (11-1)

Home 5-1
 Away 6-1
 Neutral 0-0
 Streak W3

Date Location Result

Dec. 1, 1976 Youngstown W, 100-74
 Jan. 21, 1976 Youngstown W, 94-70
 Jan. 13, 1975 North Canton W, 78-69
 Dec. 1, 1973 Youngstown L, 63-64
 Jan. 22, 1973 North Canton W, 67-51
 Feb. 2, 1972 Youngstown W, 71-58
 Jan. 10, 1972 North Canton W, 81-61
 Feb. 22, 1967 North Canton W, 100-64
 Dec. 5, 1966 Youngstown W, 92-67
 Feb. 5, 1966 North Canton W, 79-55
 Dec. 6, 1965 Youngstown W, 84-54
 Feb. 20, 1965 North Canton W, 95-73

vs. Warren (1-1)

Home 1-0
 Away 0-1
 Neutral 0-0
 Streak L1

Date Location Result

Jan. 23, 1933 Warren L, 24-38
 Jan. 13, 1933 Youngstown W, 46-34

vs. Warren Wilson (1-0)

Home 1-0
 Away 0-0
 Neutral 0-0
 Streak W1

Date Location Result

Nov. 14, 2013 Youngstown W, 104-58

vs. Washington & Jefferson (3-8)

Home 3-4
 Away 0-4
 Neutral 0-0
 Streak W1

Date Location Result

Dec. 2, 1995 Youngstown W, 84-44
 Dec. 10, 1949 Washington, Pa. L, 42-60
 Feb. 11, 1948 Youngstown W, 59-57
 March 1, 1947 Youngstown L, 61-64
 Feb. 13, 1943 Washington, Pa. L, 29-61
 Dec. 18, 1941 Youngstown L, 32-44
 Dec. 4, 1940 Washington, Pa. L, 43-55
 Jan. 8, 1938 Youngstown L, 28-41
 Dec. 7, 1937 Washington, Pa. L, 11-61
 March 6, 1937 Youngstown L, 27-37
 Dec. 8, 1934 Youngstown W, 32-23

vs. Wayne State (3-1)

Home 2-0
 Away 1-1
 Neutral 0-0
 Streak W3

Date Location Result

Feb. 26, 1969 Youngstown W, 116-61
 Feb. 15, 1969 Detroit W, 79-62
 Dec. 13, 1954 Youngstown W, 68-65
 Feb. 24, 1954 Detroit L, 74-77

vs. Waynesburg (5-4)

Home 4-1
 Away 1-3
 Neutral 0-0
 Streak L1

Date Location Result

Feb. 7, 1949 Waynesburg, Pa. L, 51-64
 Jan. 12, 1949 Youngstown W, 61-43
 Feb. 25, 1948 Waynesburg, Pa. W, 57-56
 Jan. 5, 1948 Youngstown W, 67-54
 Feb. 22, 1947 Youngstown L, 51-61
 Feb. 11, 1941 Youngstown W, 53-47
 Feb. 3, 1940 Waynesburg, Pa. L, 38-54
 Feb. 27, 1935 Youngstown W, 35-34
 Dec. 17, 1934 Waynesburg, Pa. L, 16-23

vs. Weber State (1-0)

Home 1-0
 Away 0-0
 Neutral 0-0
 Streak W1

Date Location Result

Nov. 13, 2007 Los Angeles W, 69-66

vs. West Liberty State (6-6)

Home 3-3
 Away 3-3
 Neutral 0-0
 Streak W3

Date Location Result

Jan. 18, 1940 Youngstown W, 63-51
 Jan. 28, 1939 Youngstown W, 34-16
 Jan. 17, 1939 West Liberty, W. Va. W, 36-34
 Feb. 23, 1938 Youngstown L, 35-36
 Jan. 7, 1938 West Liberty, W. Va. L, 29-30
 Jan. 8, 1937 West Liberty, W. Va. W, 40-34
 Jan. 9, 1936 Youngstown L, 46-48
 Jan. 19, 1935 Youngstown L, 31-34
 Jan. 11, 1935 West Liberty, W. Va. L, 35-36



SERIES RECORDS BY OPPONENT

Jan. 28, 1934..... West Liberty, W. Va. W, 39-28
 Jan. 12, 1934..... Youngstown..... W, 28-12
 Feb. 9, 1933..... West Liberty, W. Va. L, 28-33

vs. West Virginia (0-7)

Home 0-1
 Away..... 0-5
 Neutral..... 0-1
 Streak L7

Date Location Result
 Dec. 22, 2021 Morgantown..... L, 52-82
 Dec. 21, 2019..... Youngstown^..... L, 64-75
 Dec. 1, 2018 Morgantown..... L, 72-106
 Dec. 1, 1982 Morgantown..... L, 79-105
 Jan. 13, 1982..... Youngstown..... L, 60-62
 Jan. 7, 1981 Morgantown..... L, 59-81
 Jan. 10, 1942..... Morgantown..... L, 40-50

vs. West Virginia Tech (2-1)

Home 2-0
 Away..... 0-1
 Neutral..... 0-0
 Streak W1

Date Location Result
 Dec. 14, 2020..... Youngstown W, 80-66
 Feb. 7, 1959..... Montgomery, W. Va..... L, 77-93
 Jan. 2, 1958 Youngstown W, 92-91

vs. West Virginia Wesleyan (1-0)

Home 1-0
 Away..... 0-0
 Neutral..... 0-0
 Streak W1

Date Location Result
 Dec. 17, 1977..... Youngstown W, 68-61

vs. Western Illinois (12-21)

Home 9-6
 Away..... 3-12
 Neutral..... 0-3
 Streak W1

Date Location Result
 Nov. 26, 2022..... Macomb W, 88-64
 Dec. 30, 2001 Macomb..... L, 79-84
 Jan. 25, 2001 Macomb..... L, 116-121
 Jan. 18, 2001 Youngstown W, 84-71
 Jan. 27, 2000 Macomb..... W, 59-58
 Jan. 13, 2000 Youngstown W, 76-59
 Jan. 21, 1999..... Youngstown L, 74-79
 Jan. 7, 1999 Macomb..... L, 70-81
 Feb. 23, 1998 Youngstown L, 57-66
 Jan. 19, 1998 Macomb..... W, 71-52
 March 2, 1997 Moline, Ill. L, 64-66
 Feb. 1, 1997 Youngstown L, 56-72
 Jan. 8, 1997 Macomb..... L, 56-67
 March 2, 1996 Moline, Ill. L, 48-68
 Feb. 5, 1996..... Youngstown W, 73-48
 Jan. 6, 1996 Macomb..... L, 60-64
 Feb. 25, 1995 Macomb..... L, 75-87
 Jan. 21, 1995..... Youngstown W, 72-54
 Feb. 21, 1994 Macomb..... L, 65-69
 Jan. 31, 1994..... Youngstown L, 63-71
 Feb. 13, 1993 Macomb..... L, 78-92
 Jan. 9, 1993 Youngstown W, 79-63
 Dec. 14, 1991 Youngstown L, 59-65
 Jan. 22, 1981 Macomb..... L, 66-80
 Dec. 20, 1980..... Youngstown W, 78-73
 Feb. 7, 1980..... Macomb..... L, 65-68

Feb. 2, 1980..... Youngstown L, 73-77
 Feb. 8, 1979..... Macomb..... L, 77-78
 Jan. 13, 1979..... Youngstown W, 75-65
 Feb. 10, 1973 Macomb..... L, 73-93
 Jan. 13, 1973..... Youngstown W, 64-63
 Dec. 29, 1971 Youngstown W, 91-51
 March 13, 1958.. Kansas City, Mo..... L, 67-70

vs. Western Kentucky (0-2)

Home 0-1
 Away..... 0-1
 Neutral..... 0-0
 Streak..... L2

Date Location Result
 Jan. 23, 1982..... Youngstown L, 59-66
 Feb. 18, 1982 Bowling Green..... L, 51-63

vs. Western Michigan (2-5)

Home 1-2
 Away..... 1-3
 Neutral..... 0-0
 Streak..... W1

Date Location Result
 Dec. 9, 2023 Kalamazoo..... W, 72-68
 Dec. 7, 2019 Kalamazoo..... L, 64-66
 Dec. 8, 2018 Youngstown L, 77-88
 Nov. 28, 2000 Youngstown W, 64-52
 Nov. 29, 1999 Kalamazoo..... L, 71-78
 Feb. 17, 1990 Youngstown L, 80-91
 Feb. 25, 1989 Kalamazoo..... L, 71-98

vs. Western New England (1-0)

Home 1-0
 Away..... 0-0
 Neutral..... 0-0
 Streak..... W1

Date Location Result
 Feb. 6, 1971 Youngstown W, 90-72

vs. Westinghouse (1-0)

Home 1-0
 Away..... 0-0
 Neutral..... 0-0
 Streak..... W1

Date Location Result
 Jan. 21, 1928..... Youngstown W, 38-32

vs. Westminster (25-29)

Home 15-14
 Away..... 9-15
 Neutral..... 0-0
 Streak..... W8

Date Location Result
 Dec. 18, 2023..... Youngstown W, 117-45
 Dec. 8, 2022 Youngstown W, 117-65
 Dec. 18, 2021 Youngstown W, 83-54
 Nov. 27, 2019..... Youngstown W, 93-67
 Nov. 21, 2018..... Youngstown W, 104-66
 Nov. 21, 2017..... Youngstown W, 91-83
 Nov. 22, 2016..... Youngstown W, 97-67
 Nov. 23, 2013..... Youngstown W, 108-57
 Nov. 28, 1981 Youngstown L, 66-68
 Jan. 12, 1981...New Wilmington, Pa..... L, 70-74
 Jan. 12, 1980..... Youngstown W, 65-49
 Jan. 15, 1979...New Wilmington, Pa..... L, 50-59
 Feb. 14, 1977 ..New Wilmington, Pa.... W, 54-53
 Feb. 28, 1976 Youngstown W, 69-56
 Jan. 7, 1976 New Wilmington, Pa.... W, 67-53

Feb. 14, 1973 ..New Wilmington, Pa.... W, 78-59
 Jan. 20, 1973..... Youngstown W, 66-58
 Jan. 22, 1972...New Wilmington, Pa.... W, 74-51
 Jan. 16, 1971...New Wilmington, Pa.... W, 70-61
 Dec. 12, 1970..... Youngstown W, 79-54
 Jan. 24, 1970...New Wilmington, Pa.... W, 86-65
 Dec. 13, 1969..... Youngstown W, 106-74
 Feb. 12, 1958 Youngstown W, 92-65
 Jan. 30, 1958...New Wilmington, Pa.... W, 79-55
 Feb. 9, 1957.....New Wilmington, Pa.... W, 81-77
 Jan. 31, 1957..... Youngstown W, 76-66
 Feb. 11, 1956 ..New Wilmington, Pa.... L, 82-95
 Jan. 11, 1956..... Youngstown W, 80-77
 Feb. 14, 1955 Youngstown L, 77-85
 Jan. 20, 1955...New Wilmington, Pa.... L, 75-85
 Dec. 29, 1954..... Youngstown L, 67-99
 Feb. 17, 1954 Youngstown L, 87-94
 Dec. 29, 1953..... Youngstown L, 63-79
 Dec. 15, 1953...New Wilmington, Pa.... L, 51-91
 Feb. 18, 1953 Youngstown L, 86-93
 Jan. 17, 1953...New Wilmington, Pa.... L, 72-75
 Dec. 30, 1952...New Wilmington, Pa.... W, 75-69
 Jan. 17, 1942...New Wilmington, Pa.... L, 41-54
 Jan. 12, 1942..... Youngstown L, 55-61
 Feb. 19, 1941 Youngstown L, 48-49
 Jan. 4, 1941New Wilmington, Pa.... L, 29-42
 Feb. 8, 1940..... Youngstown L, 37-44
 Jan. 20, 1940...New Wilmington, Pa.... L, 53-55
 Feb. 24, 1939 ..New Wilmington, Pa.... L, 41-56
 Feb. 1, 1939..... Youngstown L, 38-41
 Feb. 25, 1938 Youngstown L, 32-45
 Feb. 17, 1938..New Wilmington, Pa.... L, 27-55
 Jan. 30, 1937..... Youngstown L, 23-45
 Dec. 16, 1936...New Wilmington, Pa.... L, 16-38
 Jan. 31, 1936..... Youngstown L, 19-45
 Jan. 4, 1936New Wilmington, Pa.... L, 17-42
 Dec. 29, 1932...New Wilmington, Pa.... L, 15-47
 Dec. 20, 1930..New Wilmington, Pa.... L, 16-36
 Dec. 28, 1928..... Youngstown L, 19-32

vs. Westmont (Calif.) (1-0)

Home 0-0
 Away..... 0-0
 Neutral..... 1-0
 Streak W1

Date Location Result
 March 12, 1957.. Kansas City, Mo..... W, 81-75

vs. Wilberforce (4-0)

Home 4-0
 Away..... 0-0
 Neutral..... 0-0
 Streak W4

Date Location Result
 Dec. 19, 2014..... Youngstown W, 92-71
 Jan. 11, 2011..... Youngstown W, 86-51
 Jan. 28, 1976..... Youngstown W, 108-72
 Feb. 13, 1956 Youngstown W, 101-65

vs. Williamsport(1-0)

Home 1-0
 Away..... 0-0
 Neutral..... 0-0
 Streak W1

Date Location Result
 March 1, 1935 Youngstown W, 24-20



SERIES RECORDS BY OPPONENT

vs. UW-Oshkosh (3-0)

Home 3-0
 Away..... 0-0
 Neutral..... 0-0
 Streak..... W3

Date Location Result

Dec. 29, 1970 Youngstown W, 63-56
 Dec. 27, 1969 Youngstown W, 87-81
 Dec. 21, 1967 Youngstown W, 88-83

vs. UW-Platteville (1-0)

Home 0-0
 Away..... 0-0
 Neutral..... 1-0
 Streak..... W1

Date Location Result

March 12, 1958.. Kansas City, Mo..... W, 74-63

vs. Wilmerding YMCA (0-2)

Home 0-1
 Away..... 0-0
 Neutral..... 0-1
 Streak..... L2

Date Location Result

Feb. 13, 1937 Pittsburgh, Pa. L, 27-54
 Feb. 6, 1937 Youngstown L, 31-35

vs. Wilmington (Ohio) (2-0)

Home 2-0
 Away..... 0-0
 Neutral..... 0-0
 Streak..... W2

Date Location Result

Nov. 30, 1994..... Youngstown W, 59-33
 March 5, 1958 Youngstown W, 80-59

vs. Windsor (3-1)

Home 2-0
 Away..... 1-1
 Neutral..... 0-0
 Streak..... L1

Date Location Result

Feb. 23, 1966 Windsor L, 76-94
 Dec. 15, 1965 Youngstown W, 90-67
 Feb. 17, 1965 Windsor W, 86-77
 Dec. 30, 1964 Youngstown W, 88-64

vs. Wittenberg (0-2)

Home 0-0
 Away..... 0-0
 Neutral..... 0-2
 Streak..... L2

Date Location Result

March 8, 1963 Akron, Ohio..... L, 31-38
 March 10, 1961 Crawfordsville, Ind..... L, 28-43

vs. Wooster (3-0)

Home 3-0
 Away..... 0-0
 Neutral..... 0-0
 Streak..... W3

Date Location Result

Nov. 28, 1987 Youngstown W, 61-58
 Dec. 3, 1984 Youngstown W, 80-64
 Dec. 19, 1964 Youngstown W, 53-51

vs. Wright State (19-50)

Home 13-20
 Away..... 6-29
 Neutral..... 0-1
 Streak..... W4

Date Location Result

Feb. 1, 2024 Dayton W, 88-77
 Jan. 12, 2024 Youngstown W, 81-71
 Feb. 2, 2023 Youngstown... W3OT, 91-89
 Dec. 4, 2022 Dayton W, 88-77
 Feb. 24, 2022 Dayton L, 71-84
 Jan. 15, 2022 Youngstown W, 90-87
 Jan. 9, 2021 Dayton L, 55-93
 Jan. 8, 2021 Dayton W, 74-72
 Feb. 20, 2020 Youngstown W, 88-70
 Jan. 18, 2020 Dayton L, 72-79
 Feb. 23, 2019 Dayton L, 54-82
 Jan. 17, 2019 Youngstown L, 74-80
 Feb. 3, 2018 Youngstown L, 57-83
 Jan. 15, 2018 Dayton L, 67-77
 Feb. 16, 2017 Youngstown L, 81-84
 Jan. 7, 2017 Dayton W, 80-75
 Feb. 25, 2016 Youngstown L, 81-87
 Jan. 16, 2016 Dayton L, 45-81
 Feb. 15, 2015 Dayton W, 74-69
 Jan. 8, 2015 Youngstown L, 61-70
 Feb. 5, 2014 Dayton L, 67-77
 Jan. 25, 2014 Youngstown W, 68-67
 March 8, 2013 Valparaiso, Ind. L, 59-66
 March 2, 2013 Dayton L, 45-72
 Jan. 23, 2013 Youngstown W, 68-61
 Feb. 23, 2012 Youngstown W, 61-54
 Dec. 3, 2011 Dayton L, 62-63
 Feb. 7, 2011 Dayton L, 70-74
 Jan. 20, 2011 Youngstown L, 62-66
 Feb. 25, 2010 Youngstown L, 73-76
 Dec. 5, 2009 Dayton L, 54-67
 Jan. 29, 2009 Youngstown L, 61-67
 Jan. 3, 2009 Dayton L, 59-60
 Feb. 9, 2008 Youngstown L, 47-50
 Jan. 10, 2008 Dayton L, 66-55
 Feb. 23, 2007 Youngstown W, 72-57
 Jan. 24, 2007 Dayton L, 49-62
 Jan. 30, 2006 Dayton L, 67-81
 Jan. 12, 2006 Youngstown L, 60-64
 Feb. 16, 2005 Youngstown L, 64-71
 Dec. 18, 2004 Dayton L, 51-72
 Feb. 19, 2003 Dayton L, 61-81
 Dec. 18, 2003 Youngstown L, 59-69
 Feb. 1, 2003 Dayton L, 68-80
 Jan. 13, 2003 Youngstown W, 66-60
 Jan. 31, 2002 Dayton L, 69-76
 Jan. 5, 2002 Youngstown W, 87-80
 Dec. 30, 1996 Youngstown W, 69-63
 Dec. 19, 1995 Dayton L, 66-74
 Dec. 17, 1994 Dayton W, 62-56
 Feb. 14, 1994 Youngstown L, 78-88
 Jan. 10, 1994 Dayton L, 73-93
 Feb. 6, 1993 Youngstown L, 87-95
 Jan. 25, 1993 Dayton L, 65-100
 Feb. 5, 1992 Dayton L, 73-91
 Dec. 30, 1991 Youngstown L, 81-95
 March 5, 1991 Dayton L, 71-107
 Dec. 15, 1990 Youngstown L, 94-109
 Feb. 10, 1990 Dayton L, 74-94
 Jan. 13, 1990 Youngstown L, 80-90
 March 1, 1989 Dayton L, 90-104
 Jan. 20, 1988 Youngstown L, 63-93

Jan. 28, 1987 Youngstown W, 99-90
 Feb. 1, 1982 Dayton L, 74-85
 Feb. 4, 1981 Youngstown L, 59-66
 Feb. 18, 1980 Dayton L, 61-72
 Dec. 20, 1978 Youngstown L, 55-75
 Jan. 28, 1978 Dayton L, 59-60
 Jan. 29, 1977 Youngstown W, 73-71

vs. Xavier (0-4)

Home 0-1
 Away..... 0-3
 Neutral..... 0-0
 Streak L4

Date Location Result

Nov. 13, 2009 Cincinnati L, 57-83
 Jan. 4, 1950 Youngstown L, 59-70
 Dec. 14, 1949 Cincinnati L, 46-68
 Dec. 7, 1940 Cincinnati L, 44-58

ALL-TIME SCORES

1927-28 2-2

Dec. 14	Thiel.....	L, 24-53
Jan. 2	Oberlin.....	L, 19-20
Jan. 14	at Clarion.....	W, 36-16
Jan. 21	Westinghouse.....	W, 38-32

1928-29 8-2

Dec. 14	Hiram.....	L, 41-43
Dec. 21	Oberlin.....	W, 12-8
Dec. 28	Westminster.....	L, 19-32
Jan. 4	California (Pa.).....	W, 56-32
Jan. 5	at Indiana (Pa.).....	W, 27-18
Jan. 11	Clarion.....	W, 64-29
Jan. 12	at Hiram.....	W, 30-24
Jan. 26	at Ohio Chiroprady.....	W, 42-16
Jan. 31	at Kent State.....	W, 22-19
Feb. 1	Indiana (Pa.).....	W, 42-21

1929-30 6-6

Dec. 20	Westminster.....	L, 16-36
Dec. 27	Carnegie Tech.....	L, 30-33
Jan. 3	Mount Union.....	L, 22-31
Jan. 10	Kent State.....	W, 29-26
Jan. 15	Clarion.....	W, 41-22
Jan. 24	St. Vincent.....	W, 22-21
Jan. 31	at Indiana (Pa.).....	W, 26-20
Feb. 1	at Clarion.....	L, 20-25
Feb. 15	at Kent State.....	W, 32-30
Feb. 21	at Indiana (Pa.).....	L, 21-22
Feb. 22	at St. Vincent.....	W, 21-19
March 5	Kennedy James.....	L, 24-35

1930-31 1-13

Dec. 19	at Fenn.....	L, 18-35
Dec. 26	Carnegie Tech.....	L, 15-45
Jan. 2	at Allegheny.....	L, 17-39
Jan. 3	Kent State.....	L, 26-32
Jan. 8	at Butler Paulists.....	L, 17-19
Jan. 10	at Indiana (Pa.).....	L, 13-14
Jan. 17	Hiram.....	L, 19-34
Jan. 23	Indiana (Pa.).....	L, 27-37
Jan. 31	at Kent State.....	L, 20-43
Feb. 6	St. Vincent.....	L, 29-47
Feb. 13	at Indiana (Pa.).....	L, 25-45
Feb. 14	at St. Vincent.....	L, 30-41
Feb. 21	Fenn.....	W, 34-32
Feb. 27	Indiana (Pa.).....	L, 25-33

1931-32 3-10

Dec. 8	Ohio Chiroprady.....	L, 23-36
Dec. 12	at Fenn.....	L, 20-21
Dec. 19	Oberlin.....	L, 9-30
Dec. 28	Geneva.....	L, 15-54
Jan. 5	Allegheny.....	L, 21-44
Jan. 11	at St. Vincent.....	L, 15-29
Jan. 15	at Indiana (Pa.).....	L, 12-23
Jan. 21	at Saint Francis (Pa.).....	W, 19-15
Jan. 27	Slippery Rock.....	L, 19-33
Feb. 2	Indiana (Pa.).....	W, 35-29
Feb. 7	Fenn.....	W, 20-16
Feb. 16	at Slippery Rock.....	L, 16-26
Feb. 21	St. Vincent.....	L, 15-28

1932-33 3-11

Dec. 9	Hiram.....	W, 34-25
Dec. 16	at Allegheny.....	L, 24-34
Dec. 22	at Ohio Chiroprady.....	L, 34-36
Dec. 29	at Westminster.....	L, 15-47
Dec. 30	Alumni.....	W, 42-33
Jan. 3	Adrian.....	L, 27-36

Jan. 7	at Indiana (Pa.).....	L, 23-25
Jan. 13	Warren.....	W, 46-34
Jan. 23	at Warren.....	L, 24-38
Jan. 27	Slippery Rock.....	L, 24-38
Feb. 9	at West Liberty State.....	L, 28-33
Feb. 15	at Slippery Rock.....	L, 27-45
Feb. 18	Ohio Chiroprady.....	L, 32-51
Feb. 24	Indiana (Pa.).....	L, 32-34

1933-34 6-8

Dec. 13	Slippery Rock.....	L, 29-30
Dec. 15	at Indiana (Pa.).....	L, 28-33
Dec. 16	Allegheny.....	W, 27-26
Dec. 19	Grove City.....	L, 29-30
Dec. 20	at Oberlin.....	W, 44-27
Dec. 29	Alumni.....	W, 27-19
Jan. 6	at Indiana (Pa.).....	W, 29-26
Jan. 12	West Liberty State.....	W, 28-12
Jan. 13	at St. Vincent.....	L, 15-21
Jan. 23	Slippery Rock.....	L, 28-34
Jan. 28	at West Liberty State.....	W, 39-28
Feb. 2	at Geneva.....	L, 26-40
Feb. 10	at Hiram.....	L, 30-33
Feb. 13	St. Vincent.....	L, 29-37

1934-35 11-9

Dec. 1	Ohio Chiroprady.....	L, 31-33
Dec. 8	Washington & Jefferson.....	W, 32-23
Dec. 11	at Thiel.....	L, 28-30
Dec. 13	at Geneva.....	L, 33-45
Dec. 17	at Waynesburg.....	L, 16-23
Dec. 19	at Allegheny.....	W, 33-29
Dec. 29	at Fenn.....	W, 37-23
Jan. 4	at Grove City.....	W, 18-16
Jan. 11	at West Liberty State.....	L, 35-36
Jan. 12	at St. Vincent.....	L, 18-33
Jan. 16	Thiel.....	W, 41-40
Jan. 19	West Liberty State.....	L, 31-34
Jan. 25	Geneva.....	L, 24-32
Feb. 2	at Ohio Chiroprady.....	W, 29-27
Feb. 8	St. Vincent.....	W, 40-34
Feb. 16	Fenn.....	L, 32-42
Feb. 19	Hiram.....	W, 35-19
Feb. 27	Waynesburg.....	W, 35-34
March 1	Williamsport.....	W, 24-20
March 2	at Upsula.....	W, 27-26

1935-36 8-11

Dec. 12	at Mount Union.....	L, 24-30
Dec. 18	at Allegheny.....	W, 24-14
Dec. 21	Oberlin.....	W, 36-31
Dec. 28	Alumni.....	W, 41-17
Jan. 4	at Westminster.....	L, 17-42
Jan. 9	West Liberty State.....	L, 46-48
Jan. 10	at Grove City.....	W, 37-35
Jan. 14	Thiel.....	L, 29-34
Jan. 25	St. Vincent.....	L, 36-49
Jan. 31	Westminster.....	L, 19-45
Feb. 7	John Carroll.....	W, 70-27
Feb. 8	at Fenn.....	L, 23-28
Feb. 10	at Hiram.....	W, 35-26
Feb. 12	Upsula.....	W, 51-20
Feb. 14	at Thiel.....	L, 32-34
Feb. 22	Capital.....	W, 29-25
Feb. 27	at St. Vincent.....	L, 35-48
Feb. 28	at St. Thomas Aquinas.....	L, 31-41
Feb. 29	at Rider.....	L, 29-36

1936-37 8-10

Dec. 10	Mount Union.....	L, 22-23
Dec. 16	at Westminster.....	L, 16-38

Dec. 18	Geneva.....	W, 28-24
Jan. 8	at West Liberty State.....	W, 40-34
Jan. 9	at St. Vincent.....	L, 19-37
Jan. 12	Hiram.....	W, 40-24
Jan. 16	Fenn.....	W, 34-27
Jan. 22	Thiel.....	W, 35-25
Jan. 30	Westminster.....	L, 23-45
Feb. 6	Wilmerding YMCA.....	L, 31-35
Feb. 9	at Long Island.....	L, 24-61
Feb. 10	at Newark.....	W, 41-32
Feb. 12	at Rider.....	L, 27-36
Feb. 13	at Wilmerding YMCA.....	L, 27-54
Feb. 16	at Thiel.....	W, 44-41
Feb. 19	St. Vincent.....	L, 35-41
Feb. 26	at Grove City.....	W, 39-30
March 6	Washington & Jefferson.....	L, 27-37

1937-38 11-9

Dec. 7	at Wash. & Jefferson.....	L, 11-61
Dec. 9	at Kent.....	L, 27-41
Dec. 11	at Akron.....	L, 16-23
Dec. 16	Geneva.....	W, 38-32
Jan. 5	Alumni.....	W, 47-25
Jan. 7	at West Liberty State.....	L, 29-30
Jan. 9	at St. Vincent.....	L, 25-37
Jan. 11	at Grove City.....	W, 40-37
Jan. 13	Ohio Chiroprady.....	W, 47-28
Jan. 19	Hiram.....	W, 33-27
Jan. 21	Thiel.....	W, 36-26
Feb. 4	Alliance.....	W, 50-31
Feb. 9	Akron.....	W, 32-31
Feb. 11	St. Vincent.....	L, 32-46
Feb. 12	at Hiram.....	W, 44-27
Feb. 15	at Thiel.....	W, 44-27
Feb. 17	at Westminster.....	L, 27-55
Feb. 22	Alliance.....	W, 38-36
Feb. 23	West Liberty State.....	L, 35-36
Feb. 25	Westminster.....	L, 32-45

1938-39 6-12

Dec. 14	at Mount Union.....	L, 19-27
Dec. 18	Davis & Elkins.....	L, 18-47
Dec. 20	at Geneva.....	L, 30-45
Jan. 8	Washington & Jefferson.....	L, 28-41
Jan. 9	at Hiram.....	W, 32-34
Jan. 17	at West Liberty State.....	W, 36-34
Jan. 18	at Davis & Elkins.....	L, 36-51
Jan. 28	West Liberty State.....	W, 34-16
Feb. 1	Westminster.....	L, 38-41
Feb. 3	at Ohio Chiroprady.....	L, 23-25
Feb. 7	at Thiel.....	W, 39-35
Feb. 8	St. Lawrence.....	L, 37-45

Feb. 11	at St. Vincent.....	L, 27-42
Feb. 14	Thiel.....	W, 39-25
Feb. 16	Bowling Green.....	L, 27-33
Feb. 23	Hiram.....	W, 45-22
Feb. 24	at Westminster.....	L, 41-56
March 4	St. Vincent.....	W, 47-37

1939-40 9-9


Dec. 7	at Ashland.....	L, 30-39
Dec. 8	at Toledo DeSales.....	W, 42-40
Dec. 9	at Bowling Green.....	W, 37-31
Dec. 16	Hiram.....	W, 38-37
Dec. 20	Defiance.....	W, 51-46
Jan. 6	at Cortland Teachers.....	W, 28-26
Jan. 8	at St. Lawrence.....	L, 39-47
Jan. 9	at Ithaca.....	L, 38-47
Jan. 10	at St. Bonaventure.....	L, 35-40
Jan. 13	Ashland.....	L, 28-37
Jan. 18	West Liberty State.....	W, 63-51
Jan. 20	at Westminster.....	L, 53-55
Feb. 3	at Waynesburg.....	L, 38-54
Feb. 8	Westminster.....	L, 37-44
Feb. 17	at Hiram.....	W, 48-40
Feb. 20	Saint Francis (Pa.).....	W, 46-28
Feb. 24	St. Vincent.....	L, 38-39
Feb. 28	at Geneva.....	W, 48-45

1940-41 14-8

Dec. 4	at Wash. & Jefferson.....	L, 43-55
Dec. 6	at Ohio.....	L, 25-41
Dec. 7	at Xavier.....	L, 44-58
Dec. 11	Hiram.....	W, 59-48
Dec. 13	Carnegie Tech.....	W, 47-41
Dec. 21	Dayton.....	W, 53-40
Jan. 4	at Westminster.....	L, 29-42
Jan. 9	Toledo DeSales.....	W, 62-50
Jan. 17	at St. Bonaventure.....	L, 33-53
Jan. 18	at Canisius.....	L, 47-51
Jan. 25	Ithaca.....	W, 32-30
Jan. 30	Kent State.....	W, 46-33
Feb. 1	at Akron.....	L, 28-62
Feb. 3	Geneva.....	W, 44-43
Feb. 5	Thiel.....	W, 52-35
Feb. 7	at Saint Francis (Pa.).....	W, 62-58
Feb. 11	Waynesburg.....	W, 53-47
Feb. 15	Akron.....	W, 43-39
Feb. 19	Westminster.....	L, 48-49
Feb. 21	at Kent State.....	W, 56-49
Feb. 25	at Thiel.....	W, 74-58
Feb. 26	at Hiram.....	W, 64-40

1941-42 9-12

Dec. 5	Glennville State.....	W, 43-30
Dec. 10	Hiram.....	W, 69-27
Dec. 12	at Duquesne.....	L, 22-43
Dec. 18	Washington & Jefferson.....	L, 32-44
Dec. 20	Ohio.....	W, 57-46
Jan. 5	Akron.....	W, 49-42
Jan. 10	at West Virginia.....	L, 40-50
Jan. 12	Westminster.....	L, 55-61
Jan. 17	at Westminster.....	L, 41-54
Jan. 24	Muskingum.....	W, 57-51
Jan. 27	at Akron.....	L, 39-57
Jan. 31	at Dayton.....	W, 44-35
Feb. 2	Mexico City YMCA.....	W, 74-43
Feb. 4	Kent State.....	L, 57-61
Feb. 6	at Toledo.....	L, 32-88
Feb. 10	at Ohio.....	L, 40-42
Feb. 18	Toledo.....	L, 43-80
Feb. 23	Geneva.....	L, 52-55
Feb. 26	at Kent.....	W, 52-39
Feb. 28	at Geneva.....	L, 47-58
March 4	St. Joseph's (Pa.).....	W, 52-51



John Aiken lettered three years at YSU from 1938-41.



ALL-TIME SCORES

1942-43 11-5

Dec. 9	at Kent.....	W, 56-45
Dec. 12	at Hiram.....	W, 63-37
Dec. 14	at Geneva.....	W, 46-45
Dec. 16	Grove City.....	W, 81-44
Dec. 19	at Toledo.....	L, 51-76
Dec. 21	Muskingum.....	L, 38-43
Jan. 7	at Mount Union.....	L, 57-70
Jan. 14	Geneva.....	W, 61-53
Jan. 21	Bowling Green.....	W, 56-53
Jan. 23	at St. Vincent.....	W, 63-36
Jan. 27	Kent.....	W, 59-57
Feb. 3	St. Vincent.....	W, 61-46
Feb. 6	at Grove City.....	W, 56-43
Feb. 11	Juniata.....	W, 55-50
Feb. 13	at Wash. & Jefferson.....	L, 29-61
Feb. 17	Toledo.....	L, 39-62

1946-47 13-10 • NAIA


Dec. 7	at Geneva.....	L, 52-54
Dec. 11	Dayton.....	W, 53-36
Dec. 14	at Gannon.....	W, 59-49
Dec. 18	John Carroll.....	W, 57-53
Dec. 28	Duquesne.....	L, 47-53
Dec. 30	at Dayton.....	L, 54-55
Jan. 1	Kent.....	W, 66-57
Jan. 6	Muskingum.....	W, 50-48
Jan. 8	Case Western.....	L, 41-51
Jan. 11	at Kent.....	W, 66-57
Jan. 18	at St. Bonaventure.....	W, 58-50
Jan. 22	Akron.....	L, 41-71
Jan. 25	at Saint Francis (Pa.).....	W, 52-48
Jan. 29	Baldwin-Wallace.....	W, 59-55
Feb. 5	at John Carroll.....	W, 60-52
Feb. 7	at Bowling Green.....	L, 52-60
Feb. 11	Geneva.....	W, 63-52
Feb. 12	St. Vincent.....	W, 59-49
Feb. 19	Saint Francis (Pa.).....	L, 49-56
Feb. 22	Waynesburg.....	L, 51-61
Feb. 25	St. Vincent.....	W, 71-46
March 1	Washington & Jefferson ..	L, 61-64
March 4	Northern Arizona^.....	L, 45-49

^NAIA National Tournament
(Kansas City, Mo.)

1947-48 10-14 • NAIA

Dec. 13	at Dayton.....	L, 43-50
Dec. 15	Gannon.....	W, 62-45
Dec. 17	Kent State.....	L, 53-58
Dec. 19	at John Carroll.....	W, 61-55
Dec. 31	Muskingum^.....	L, 49-76
Jan. 1	Kent^.....	L, 68-70
Jan. 5	Waynesburg.....	W, 67-54
Jan. 7	Akron.....	L, 55-66
Jan. 10	Duquesne.....	L, 45-53
Jan. 17	at Fenn.....	W, 54-43
Jan. 20	at Kent.....	L, 53-87
Jan. 21	John Carroll.....	W, 81-54
Jan. 24	at Baldwin-Wallace.....	L, 53-58
Jan. 28	at Marshall.....	L, 77-78
Jan. 29	at Rio Grande.....	W, 78-63
Jan. 31	Bowling Green.....	L, 26-75
Feb. 6	at Alliance.....	W, 58-50
Feb. 11	Washington & Jefferson.....	W, 59-57
Feb. 13	at Mount Union.....	L, 37-45
Feb. 18	Baldwin-Wallace.....	L, 59-68
Feb. 21	at Gannon.....	L, 57-58
Feb. 25	at Waynesburg.....	W, 57-56
March 3	at Saint Francis (Pa.).....	L, 45-53
March 5	at Case Western.....	W, 68-51

^Youngstown Tournament



Ronald Allen (1961-64) played Major League Baseball for the St. Louis Cardinals.

1948-49 9-14 • NAIA

Dec. 6	Saint Francis (Pa.).....	W, 58-43
Dec. 12	at Baldwin-Wallace.....	L, 49-64
Dec. 15	Hiram.....	W, 52-40
Dec. 18	Marietta.....	L, 56-63
Dec. 22	Fenn.....	W, 51-44
Dec. 23	Mount Union.....	W, 57-50
Dec. 28	Kent.....	L, 59-67
Jan. 5	at Akron.....	L, 57-78
Jan. 8	at Gannon.....	W, 60-50
Jan. 10	St. Bonaventure.....	L, 38-56
Jan. 12	Waynesburg.....	W, 61-43
Jan. 14	at Marshall.....	L, 55-62
Jan. 19	John Carroll.....	W, 64-59
Jan. 24	Kent.....	L, 52-63
Feb. 2	Marshall.....	L, 60-83
Feb. 5	Duquesne.....	L, 41-55
Feb. 7	at Waynesburg.....	L, 51-64
Feb. 12	at Mount Union.....	L, 28-33
Feb. 14	Gannon.....	W, 72-60
Feb. 16	Baldwin-Wallace.....	L, 61-74
Feb. 19	at Alliance.....	W, 69-36
Feb. 22	at John Carroll.....	L, 53-65
Feb. 25	at Hiram.....	L, 64-70

1949-50 3-20 • NAIA

Dec. 3	at Baldwin-Wallace.....	L, 46-66
Dec. 5	at Geneva.....	L, 47-62
Dec. 6	Gustavus Adolphus.....	W, 59-46
Dec. 10	at Wash. & Jefferson.....	L, 42-60
Dec. 14	at Xavier.....	L, 46-68
Dec. 17	vs. Marietta^.....	L, 61-72
Dec. 19	Marshall.....	L, 64-71
Dec. 28	Kent.....	W, 75-74
Dec. 29	Mount Union.....	L, 47-49
Jan. 4	Xavier.....	L, 59-70
Jan. 6	at Marshall.....	W, 81-76
Jan. 9	John Carroll.....	L, 61-62
Jan. 11	at Kent.....	L, 43-55
Jan. 13	at Marietta.....	L, 82-83
Jan. 14	at Muskingum.....	L, 56-89
Jan. 18	Akron.....	L, 74-90
Jan. 21	at Saint Francis (Pa.).....	L, 74-77
Jan. 27	Duquesne.....	L, 49-69
Feb. 1	Baldwin-Wallace.....	L, 59-67
Feb. 2	at Dayton.....	L, 61-74
Feb. 8	Kent.....	L, 60-74
Feb. 15	at Mount Union.....	L, 37-46
Feb. 18	at Gannon.....	L, 59-74

^Farrell, Pa.

1950-51 16-7 • NAIA

Dec. 6	Alliance.....	W, 73-46
Dec. 9	at Baldwin-Wallace.....	L, 63-69
Dec. 16	vs. Marietta^.....	W, 74-55
Dec. 18	Ohio.....	W, 73-64
Dec. 20	Muskingum&.....	W, 81-76
Dec. 21	Geneva&.....	W, 74-57
Dec. 27	Fenn.....	W, 61-56
Jan. 3	St. Bonaventure.....	L, 50-67
Jan. 6	at Akron.....	W, 66-57
Jan. 8	Gannon.....	W, 83-43
Jan. 13	at Steubenville.....	W, 84-49
Jan. 15	Saint Francis (Pa.).....	L, 72-74
Jan. 17	Muskingum.....	L, 55-65
Jan. 24	Baldwin-Wallace.....	L, 61-74
Jan. 26	Geneva.....	W, 92-68
Jan. 31	Mount Union.....	W, 77-69
Feb. 2	at Marietta.....	L, 46-55
Feb. 5	Dayton.....	W, 76-73
Feb. 7	at Kent.....	L, 55-57
Feb. 10	at Alliance.....	W, 87-38
Feb. 12	John Carroll.....	W, 72-53
Feb. 13	at Slippery Rock.....	W, 79-61
Feb. 17	at Fenn.....	W, 75-58

^Farrell, Pa.
&Youngstown Tournament

1951-52 16-7 • NAIA

Dec. 8	at Baldwin-Wallace.....	L, 59-60
Dec. 10	Alliance.....	W, 89-29
Dec. 12	Case Western.....	W, 76-65
Dec. 14	at John Carroll.....	L, 53-72
Dec. 19	Geneva.....	L, 60-76
Dec. 29	Duquesne.....	L, 42-79
Jan. 2	Akron.....	W, 83-75
Jan. 5	at Fenn.....	W, 74-48
Jan. 7	John Carroll.....	W, 88-70
Jan. 9	Steubenville.....	W, 69-46
Jan. 12	at Geneva.....	W, 63-61
Jan. 14	Fenn.....	W, 76-39
Jan. 18	at Muskingum.....	W, 59-57
Jan. 19	at Marietta.....	W, 92-76
Jan. 22	at Mount Union.....	W, 51-50
Jan. 24	Kent.....	L, 70-71
Jan. 26	at St. Bonaventure.....	L, 50-76
Jan. 30	Baldwin-Wallace.....	W, 84-82
Feb. 2	at Alliance.....	W, 86-62
Feb. 5	LaSalle.....	W, 68-57
Feb. 7	at Gannon.....	W, 51-48
Feb. 13	Slippery Rock.....	W, 65-63
Feb. 18	Findlay.....	L, 70-72

1952-53 10-14 • NAIA

Dec. 2	at Gannon.....	L, 72-78
Dec. 4	Alliance.....	L, 55-68
Dec. 6	at Baldwin-Wallace.....	L, 72-90
Dec. 11	at Case Western.....	W, 72-68
Dec. 13	at John Carroll.....	L, 76-91
Dec. 15	Gannon.....	W, 66-54
Dec. 20	Fenn.....	W, 72-39
Dec. 29	Colby.....	L, 63-67
Dec. 30	at Westminster.....	W, 75-69
Jan. 3	at Akron.....	L, 73-91
Jan. 7	John Carroll.....	W, 77-69
Jan. 13	Kent.....	L, 65-69
Jan. 15	Marietta.....	W, 83-79
Jan. 17	at Westminster.....	L, 72-75
Jan. 21	Mount Union.....	W, 72-62
Jan. 28	Geneva.....	L, 63-96
Jan. 31	at Alliance.....	W, 81-64
Feb. 3	Geneva.....	L, 80-87
Feb. 10	at Slippery Rock.....	L, 57-81
Feb. 12	Baldwin-Wallace.....	L, 86-96

Feb. 14	Muskingum.....	W, 91-87
Feb. 18	Westminster.....	L, 86-93
Feb. 20	Carnegie Tech.....	W, 69-67
Feb. 28	at LaSalle.....	L, 41-94

1953-54 11-16 • NAIA

Dec. 3	at Muskingum.....	W, 68-66
Dec. 5	at Baldwin-Wallace.....	L, 60-80
Dec. 7	at John Carroll.....	L, 61-76
Dec. 9	Geneva.....	L, 66-77
Dec. 12	at Detroit.....	L, 65-101
Dec. 15	at Westminster.....	L, 51-91
Dec. 17	at Steubenville.....	L, 67-76
Dec. 28	Baldwin-Wallace^.....	W, 82-71
Dec. 29	Westminster^.....	L, 63-76
Dec. 30	Muskingum^.....	L, 63-76
Jan. 6	Kent.....	W, 76-69
Jan. 9	Gannon.....	L, 78-80
Jan. 11	at Alliance.....	W, 79-60
Jan. 14	at Marietta.....	L, 78-96
Jan. 20	at Mount Union.....	L, 62-64
Jan. 23	Geneva.....	L, 75-96
Jan. 28	Georgetown.....	W, 78-74
Jan. 30	Akron.....	W, 80-74
Feb. 1	Alliance.....	W, 90-79
Feb. 2	Baldwin-Wallace.....	W, 89-73
Feb. 8	John Carroll.....	L, 75-90
Feb. 10	Slippery Rock.....	W, 78-46
Feb. 13	at Fenn.....	W, 104-55
Feb. 17	Westminster.....	L, 87-94
Feb. 20	at Carnegie Tech.....	L, 53-71
Feb. 22	Case Western.....	W, 87-81
Feb. 24	at Wayne State.....	L, 74-77

^Youngstown Tournament

1954-55 10-17 • NAIA

Dec. 4	at Baldwin-Wallace.....	L, 67-74
Dec. 7	at Kent.....	L, 87-88
Dec. 11	Muskingum.....	W, 72-69
Dec. 13	Wayne State.....	W, 68-65
Dec. 16	Mount Union.....	W, 69-60
Dec. 18	Marietta.....	L, 70-83
Dec. 29	Westminster^.....	L, 67-99
Dec. 30	Geneva^.....	W, 82-74
Jan. 3	at Adrian.....	L, 79-80
Jan. 8	St. Vincent.....	W, 90-72
Jan. 11	at Gannon.....	W, 71-68
Jan. 13	Steubenville.....	L, 57-71
Jan. 15	at Alliance.....	W, 87-81
Jan. 20	Westminster.....	L, 75-85
Jan. 27	John Carroll.....	L, 80-93
Jan. 29	Geneva.....	L, 89-104
Jan. 31	Alliance.....	W, 95-76
Feb. 3	Baldwin-Wallace.....	L, 89-98
Feb. 5	Akron.....	L, 84-92
Feb. 9	St. Vincent.....	L, 60-81
Feb. 12	at Slippery Rock.....	W, 97-95
Feb. 14	Westminster.....	L, 77-85
Feb. 17	Carnegie Tech.....	W, 92-84
Feb. 19	at Geneva.....	L, 86-99
Feb. 21	at John Carroll.....	L, 95-108
Feb. 26	at Steubenville.....	L, 73-86
March 1	at Case Western.....	L, 84-93

^Youngstown Tournament

1955-56 12-14 • NAIA

Dec. 1	at Carnegie Tech.....	L, 65-74
Dec. 3	Case Western.....	W, 89-65
Dec. 5	Steubenville.....	W, 80-66
Dec. 10	Kent.....	L, 75-82
Dec. 12	at John Carroll.....	L, 84-96
Dec. 15	at Marietta.....	L, 81-86
Dec. 17	Adrian.....	W, 102-73



ALL-TIME SCORES

Jan. 4	at Steubenville.....	L, 60-83
Jan. 7	at Geneva.....	L, 66-90
Jan. 11	Westminster.....	W, 80-77
Jan. 14	at Alliance.....	W, 82-60
Jan. 16	St. Vincent.....	L, 64-70
Jan. 18	at Mount Union.....	L, 55-56
Jan. 21	Lawrence Tech.....	W, 92-66
Jan. 23	Gannon.....	W, 95-75
Jan. 25	Baldwin-Wallace.....	L, 89-92
Jan. 28	Geneva.....	L, 75-78
Jan. 30	Loyola (Chicago).....	W, 87-81
Feb. 4	at Adrian.....	L, 86-87
Feb. 8	Akron.....	W, 76-74
Feb. 11	at Westminster.....	L, 82-95
Feb. 13	Wilberforce.....	W, 101-65
Feb. 15	Alliance.....	W, 90-70
Feb. 18	Slippery Rock.....	W, 98-80
Feb. 20	at St. Vincent.....	L, 73-75
Feb. 25	at Baldwin-Wallace.....	L, 88-107

1956-57 23-4 • NAIA

Dec. 1	at Baldwin-Wallace.....	L, 72-82
Dec. 5	at Kent.....	W, 87-85
Dec. 8	Marietta.....	W, 87-62
Dec. 12	at Alliance.....	W, 89-48
Dec. 15	John Carroll.....	W, 84-73
Dec. 19	Muskingum.....	W, 76-66
Jan. 5	at Akron.....	L, 63-68
Jan. 7	St. Vincent.....	W, 88-63
Jan. 9	Central State.....	W, 80-56
Jan. 12	at Gannon.....	W, 78-50
Jan. 16	Baldwin-Wallace.....	W, 110-90
Jan. 19	at Mount Union.....	W, 84-43
Jan. 26	at Geneva.....	L, 69-79
Jan. 28	Alliance.....	W, 99-58
Jan. 31	Westminster.....	W, 76-66
Feb. 7	Geneva.....	W, 90-75
Feb. 9	at Westminster.....	W, 81-77
Feb. 13	Steubenville.....	W, 78-59
Feb. 16	at Slippery Rock.....	W, 106-68
Feb. 19	at Lawrence Tech.....	W, 101-74
Feb. 20	at Detroit Tech.....	W, 81-67
Feb. 25	Saint Francis (Pa.).....	W, 76-67
March 4	Defiance.....	W, 91-69
March 5	Steubenville.....	W, 59-58
March 12	Westmont (Calif.).....	W, 81-75
March 13	Emporia State.....	W, 80-74
March 14	SE Oklahoma.....	L, 65-69

^NAIA National Tournament
(Kansas City, Mo.)

1957-58 23-7 • NAIA

Dec. 2	Kent State.....	W, 71-61
Dec. 7	Eastern Michigan.....	W, 81-58
Dec. 11	Alliance.....	W, 88-59
Dec. 13	at Muskingum.....	L, 73-77
Dec. 14	at Marietta.....	W, 80-79
Dec. 18	Akron.....	W, 83-70
Dec. 26	Anderson.....	W, 84-71
Dec. 27	Geneva.....	W, 84-69
Dec. 28	Steubenville.....	L, 55-57
Jan. 2	West Virginia Tech.....	W, 92-91
Jan. 8	Baldwin-Wallace.....	W, 82-74
Jan. 11	at Central State.....	W, 60-54
Jan. 13	at Steubenville.....	L, 57-85
Jan. 16	at St. Vincent.....	L, 67-99
Jan. 25	at Baldwin-Wallace.....	W, 70-59
Jan. 27	Gannon.....	L, 77-86
Jan. 30	at Westminster.....	W, 79-55
Feb. 1	Niagara.....	W, 57-55
Feb. 3	at Alliance.....	W, 92-50
Feb. 8	Geneva.....	W, 61-60
Feb. 12	Westminster.....	W, 92-65
Feb. 15	Detroit Tech.....	W, 72-60

Feb. 17	at John Carroll.....	W, 99-93
Feb. 21	at Saint Francis (Pa.).....	L, 52-55
Feb. 26	at Geneva.....	W, 71-55
March 4	Findlay.....	W, 99-72
March 5	Wilmington.....	W, 80-59
March 11	Quincy (Ill.).....	W, 88-68
March 12	UW-Platteville.....	W, 74-63
March 13	Western Illinois.....	L, 67-70

&NAIA Tipoff Tournament
^NAIA National Tournament
(Kansas City, Mo.)

1958-59 19-9 • NAIA

Dec. 1	at Kent.....	L, 51-53
Dec. 6	at Eastern Michigan.....	W, 71-62
Dec. 8	at Alliance.....	W, 91-58
Dec. 10	Muskingum.....	W, 85-60
Dec. 13	at Akron.....	L, 66-79
Dec. 15	Culver Stockton.....	W, 108-81
Dec. 18	St. Vincent.....	W, 103-72
Dec. 20	Marietta.....	W, 112-56
Dec. 27	vs. Rockhurst.....	W, 77-71
Dec. 29	vs. Tennessee State.....	L, 73-103
Dec. 30	at Quincy (Ill.).....	L, 90-96
Jan. 5	Geneva.....	W, 96-72
Jan. 7	Saint Francis (Pa.).....	W, 87-78
Jan. 12	Central State.....	W, 84-78
Jan. 14	Baldwin-Wallace.....	W, 106-82
Jan. 26	at Geneva.....	W, 85-83
Jan. 31	Mount Union.....	W, 71-59
Feb. 2	at Gannon.....	W, 88-64
Feb. 7	at West Virginia Tech.....	L, 77-93
Feb. 14	at Niagara.....	L, 64-79
Feb. 18	at Alliance.....	W, 95-63
Feb. 21	at Saint Francis (Pa.).....	L, 80-91
Feb. 23	Anderson.....	L, 69-71
Feb. 28	at Baldwin-Wallace.....	W, 91-80
March 2	Findlay.....	W, 103-65
March 3	Baldwin-Wallace.....	W, 97-77
March 10	Northern (S.D.) State.....	W, 85-76
March 11	Tennessee State.....	L, 80-89

&NAIA National Tournament
(Kansas City, Mo.)

1959-60 11-14 • NAIA

Dec. 1	at Kent State.....	L, 81-87
Dec. 5	Alma.....	W, 81-55
Dec. 12	Baldwin-Wallace.....	W, 89-60
Dec. 14	at Alliance.....	W, 75-65
Dec. 16	St. Vincent.....	W, 79-69
Dec. 19	at St. Francis (Pa.).....	L, 66-102
Dec. 28	vs. Southern Illinois.....	L, 66-85
Dec. 29	vs. Christian Brothers.....	L, 58-59
Dec. 30	at Quincy (Ill.).....	L, 85-89
Jan. 6	Gannon.....	W, 96-59
Jan. 9	at Alma.....	W, 88-51
Jan. 11	Steubenville.....	W, 79-69
Jan. 13	Kent.....	W, 78-73
Jan. 16	at Baldwin-Wallace.....	W, 67-60
Jan. 23	Kentucky Wesleyan.....	L, 72-81
Jan. 30	at Tennessee State.....	L, 76-104
Feb. 1	Alliance.....	L, 58-60
Feb. 6	at Marietta.....	W, 61-50
Feb. 10	Saint Francis (Pa.).....	L, 70-89
Feb. 13	at St. Vincent.....	L, 56-64
Feb. 15	Tennessee State.....	L, 71-94
Feb. 17	Akron.....	L, 76-97
Feb. 20	at Muskingum.....	L, 82-90
Feb. 22	at Steubenville.....	L, 40-42
Feb. 24	at Gannon.....	W, 68-65

%NAIA Holiday Tournament (Quincy, Ill.)

1960-61 21-7 • Division II

Dec. 1	Ashland.....	W, 95-84
Dec. 3	at Ohio.....	L, 74-87
Dec. 8	Lincoln.....	W, 103-61
Dec. 10	at Villa Madonna.....	W, 92-85
Dec. 14	at St. Vincent.....	W, 60-59
Dec. 17	Marietta.....	W, 82-72
Dec. 19	vs. Morris Harvey.....	W, 104-77
Dec. 20	at Akron.....	L, 63-79
Jan. 2	New Hampshire.....	W, 89-70
Jan. 4	Muskingum.....	W, 76-59
Jan. 7	Alderson-Broaddus.....	W, 98-82
Jan. 9	Morris Harvey.....	W, 83-74
Jan. 11	at Central State.....	W, 88-72
Jan. 13	at Steubenville.....	W, 58-53
Jan. 21	at Saint Francis (Pa.).....	L, 56-77
Jan. 26	Gannon.....	W, 90-72
Jan. 28	at Baldwin-Wallace.....	L, 64-74
Feb. 1	Hillsdale.....	W, 103-66
Feb. 4	St. Vincent.....	W, 104-67
Feb. 8	Alliance.....	W, 87-51
Feb. 11	Steubenville.....	W, 74-73
Feb. 13	at Gannon.....	W, 84-76
Feb. 15	Baldwin-Wallace.....	W, 82-61
Feb. 20	Saint Francis (Pa.).....	W, 75-71
Feb. 22	at Alliance.....	L, 49-64
Feb. 27	at DePaul.....	L, 55-78
March 10	vs. Wittenberg.....	L, 28-43
March 11	vs. S. Carolina State.....	W, 96-82

%Akron Tournament (Akron, Ohio)

^Division II Mideast Regional
(Crawfordsville, Ind.)

1961-62 16-12 • Division II

Dec. 2	at Ashland.....	L, 71-76
Dec. 4	Alma.....	W, 101-64
Dec. 6	at Geneva.....	L, 77-83
Dec. 9	Villa Madonna.....	W, 75-68
Dec. 11	at Alderson-Broaddus.....	W, 69-51
Dec. 14	St. Vincent.....	W, 91-72
Dec. 16	at Saint Francis (Pa.).....	L, 63-71
Jan. 3	Saint Francis (Pa.).....	L, 57-73
Jan. 6	at Gannon.....	W, 62-61
Jan. 8	Akron.....	W, 63-46
Jan. 10	Central State.....	W, 72-67
Jan. 13	Steubenville.....	L, 61-68
Jan. 20	at Muskingum.....	W, 74-64
Jan. 22	Baldwin-Wallace.....	W, 61-52
Jan. 25	at Kentucky Wesleyan.....	L, 72-100
Jan. 27	at Marietta.....	L, 79-82
Jan. 31	Hillsdale.....	L, 62-63
Feb. 3	Ohio.....	L, 58-63
Feb. 7	at Alliance.....	L, 63-80
Feb. 10	at Steubenville.....	W, 60-52
Feb. 12	Geneva.....	W, 72-53
Feb. 14	Gannon.....	W, 57-47
Feb. 17	at St. Vincent.....	W, 60-56
Feb. 19	Alliance.....	W, 78-69
Feb. 21	at Hillsdale.....	W, 69-60
Feb. 26	at Baldwin-Wallace.....	L, 64-66
March 9	vs. Florida A&M.....	L, 60-74
March 10	vs. Gannon.....	W, 58-52

^NAIA Division II Regional (Akron, Ohio)

1962-63 18-9 • Division II

Dec. 1	Ashland.....	L, 51-66
Dec. 3	Malone.....	W, 64-45
Dec. 5	Geneva.....	W, 66-38
Dec. 8	at Hillsdale.....	W, 76-42
Dec. 12	Alderson-Broaddus.....	W, 83-45
Dec. 14	at Akron.....	L, 55-63
Dec. 19	at Geneva.....	W, 65-35

Dec. 20	vs. Steubenville.....	L, 67-73
Jan. 9	at Steubenville.....	L, 45-63
Jan. 12	St. Vincent.....	W, 70-42
Jan. 19	at Alliance.....	L, 66-75
Jan. 21	Gannon.....	W, 53-48
Jan. 24	Marietta.....	W, 88-51
Jan. 26	Niagara.....	L, 65-82
Jan. 28	Lakeland.....	W, 94-72
Jan. 30	at Geneva.....	W, 58-51
Feb. 2	Hillsdale.....	W, 85-46
Feb. 4	Muskingum.....	W, 86-61
Feb. 7	Baldwin-Wallace.....	W, 60-42
Feb. 9	Steubenville.....	W, 77-49
Feb. 14	Philadelphia Textile.....	L, 50-63
Feb. 16	at St. Vincent.....	L, 83-39
Feb. 18	Alliance.....	W, 68-60
Feb. 22	at Malone.....	W, 70-64
Feb. 26	at Gannon.....	L, 70-72
March 8	vs. Wittenberg.....	L, 31-38
March 9	vs. Buffalo.....	W, 65-53

%Geneva Tournament (Beaver Falls, Pa.)
^NAIA Division II Regional (Akron, Ohio)

1963-64 24-3 • Division II

Nov. 30	Malone.....	W, 117-81
Dec. 2	Hillsdale.....	W, 89-47
Dec. 7	Ashland.....	W, 83-49
Dec. 11	Gannon.....	W, 74-44
Dec. 16	at Geneva.....	W, 84-48
Dec. 17	vs. Steubenville.....	W, 64-48
Dec. 21	Illinois Wesleyan.....	W, 92-65
Dec. 28	Akron.....	W, 101-82
Jan. 4	at Marietta.....	W, 71-50
Jan. 8	at St. Vincent.....	W, 99-51
Jan. 11	Lakeland.....	W, 127-53
Jan. 18	at Baldwin-Wallace.....	W, 74-63
Jan. 22	Steubenville.....	W, 64-61
Jan. 25	at Buffalo.....	W, 66-64
Jan. 27	Alderson-Broaddus.....	W, 93-53
Jan. 29	Geneva.....	W, 127-71
Feb. 1	at Central State.....	L, 69-75
Feb. 4	Lawrence Tech.....	W, 83-75
Feb. 6	at Gannon.....	L, 63-78
Feb. 10	Alliance.....	W, 70-67
Feb. 12	St. Vincent.....	W, 101-62
Feb. 19	at Philadelphia Textile.....	W, 50-49
Feb. 22	at Niagara.....	W, 78-58
Feb. 27	at Geneva.....	W, 77-53
Feb. 29	at Hillsdale.....	W, 60-53
March 6	vs. LeMoyne.....	L, 53-64
March 7	vs. Ithaca.....	W, 91-79

%Geneva Tournament (Beaver Falls, Pa.)
^NAIA Division II Regional (Akron, Ohio)

1964-65 20-6 • Division II

Dec. 1	at Ashland.....	W, 43-41
Dec. 3	Quincy (Ill.).....	W, 83-77
Dec. 5	Michigan Lutheran.....	W, 91-61
Dec. 9	Hillsdale.....	W, 96-63
Dec. 12	at Lawrence Tech.....	W, 74-65
Dec. 16	Central State.....	L, 63-84
Dec. 19	Wooster.....	W, 53-51
Dec. 23	Illinois Wesleyan.....	W, 60-55
Dec. 28	Maine.....	W, 81-60
Dec. 30	Windsor.....	W, 88-64
Jan. 4	Baldwin-Wallace.....	W, 83-70
Jan. 6	at Muskingum.....	W, 36-35
Jan. 9	Susquehanna.....	W, 84-69
Jan. 13	at Steubenville.....	L, 48-50
Jan. 16	at Gannon.....	L, 47-48
Jan. 28	Niagara.....	L, 42-55
Jan. 30	Philadelphia Textile.....	W, 104-81
Feb. 4	Alliance.....	W, 83-73
Feb. 6	Parsons.....	W, 91-84

ALL-TIME SCORES

Feb. 8 Steubenville.....L, 49-62
 Feb. 11 at Alderson-Broaddus.....W, 89-71
 Feb. 13 Gannon.....W, 73-61
 Feb. 15 St. Vincent.....W, 87-63
 Feb. 17 at Windsor.....W, 86-77
 Feb. 20 at Walsh.....W, 95-73
 Feb. 24 at Alliance.....L, 69-78

1965-66

19-7 • Division II

Dec. 1 at Ashland.....W, 57-47
 Dec. 6 Walsh.....W, 84-54
 Dec. 8 at Baldwin-Wallace.....W, 97-70
 Dec. 13 Michigan Lutheran.....W, 86-62
 Dec. 15 Windsor.....W, 90-67
 Dec. 18 Muskingum.....W, 86-52
 Dec. 20 Hiram.....W, 88-59
 Dec. 23 Illinois Wesleyan.....W, 68-52
 Jan. 5 at Alliance.....W, 65-59
 Jan. 8 at Niagara.....L, 67-87
 Jan. 13 SW Missouri State.....W, 83-70
 Jan. 24 Alderson-Broaddus.....W, 83-66
 Jan. 26 Buffalo State.....W, 87-62
 Jan. 29 at Susquehanna.....W, 92-64
 Jan. 31 Gannon.....L, 70-72
 Feb. 5 at Walsh.....W, 79-55
 Feb. 9 Villa Madonna.....W, 78-62
 Feb. 12 at Michigan Lutheran.....W, 110-66
 Feb. 14 Tennessee State.....L, 52-67
 Feb. 17 Alliance.....W, 65-51
 Feb. 19 at Hillsdale.....W, 66-81
 Feb. 23 at Windsor.....L, 76-94
 Feb. 26 at St. Vincent.....W, 82-63
 Feb. 28 at Gannon.....L, 69-71
 March 4 at Akron^.....L, 63-70
 March 5 vs. Randolph Macon^.....W, 94-63

^NCAA Division II Regional (Akron, Ohio)

1966-67

18-7 • Division II

Dec. 1 Alliance.....W, 92-67
 Dec. 5 Walsh.....W, 111-51
 Dec. 10 at Muskingum.....L, 73-80
 Dec. 12 Texas Southern.....W, 83-75
 Dec. 15 San Francisco State.....W, 93-71
 Dec. 17 Philadelphia Textile.....L, 70-71
 Dec. 20 Hiram.....W, 99-78
 Dec. 23 Illinois Wesleyan.....W, 97-66
 Dec. 30 Baldwin-Wallace.....W, 102-74
 Jan. 5 St. Vincent.....W, 133-83
 Jan. 7 at Gannon.....L, 75-76
 Jan. 10 at Alliance.....W, 87-72
 Jan. 14 at Buffalo State.....L, 63-67
 Jan. 21 Hillsdale.....W, 86-64
 Jan. 25 at Tennessee State.....L, 56-71
 Feb. 1 Michigan Lutheran.....W, 98-75
 Feb. 4 Gannon.....L, 39-41
 Feb. 6 at Alderson-Broaddus.....W, 79-74
 Feb. 8 Geneva.....W, 78-74
 Feb. 11 at Central State.....W, 71-56
 Feb. 13 at Villa Madonna.....L, 70-84
 Feb. 15 Cleveland State.....W, 102-74
 Feb. 18 at Michigan Lutheran.....W, 85-68
 Feb. 22 at Walsh.....W, 100-64
 Feb. 25 at St. Vincent.....W, 70-60

1967-68

17-8 • Division II

Dec. 2 at Akron.....L, 57-65
 Dec. 7 Villa Madonna.....W, 94-68
 Dec. 9 Muskingum.....W, 96-72
 Dec. 16 Illinois Wesleyan.....W, 97-83
 Dec. 19 Hiram.....W, 84-64
 Dec. 21 UW-Oshkosh.....W, 88-83
 Dec. 23 Belmont Abbey.....W, 78-71
 Dec. 30 Geneva.....W, 96-79

Jan. 4 Alderson-Broaddus.....W, 98-86
 Jan. 6 at Eastern Michigan.....L, 58-92
 Jan. 13 at Alliance.....L, 65-67
 Jan. 15 Michigan Lutheran.....W, 75-71
 Jan. 20 at Central State.....L, 60-62
 Jan. 24 Buffalo State.....W, 113-80
 Jan. 27 Eastern Michigan.....W, 68-58
 Feb. 3 at Gannon.....L, 74-78
 Feb. 6 Alliance.....W, 103-73
 Feb. 10 at Cleveland State.....W, 69-66
 Feb. 13 at Baldwin-Wallace.....L, 77-79
 Feb. 15 St. Vincent.....W, 115-73
 Feb. 17 at Philadelphia Textile.....L, 73-95
 Feb. 20 Gannon.....W, 85-83
 Feb. 24 at St. Vincent.....L, 73-80
 Feb. 27 Akron.....W, 71-68
 March 2 at Hillsdale.....W, 87-75

1968-69


19-7 • Division II

Nov. 30 St. Vincent.....W, 83-71
 Dec. 7 Toronto.....W, 75-51
 Dec. 9 Hillsdale.....W, 97-55
 Dec. 14 Philadelphia Textile.....W, 72-60
 Dec. 21 Hiram.....W, 89-58
 Dec. 27 San Francisco State.....W, 79-66
 Dec. 28 Illinois Wesleyan.....W, 107-93
 Jan. 4 Kenyon.....L, 86-100
 Jan. 7 Akron.....W, 49-41
 Jan. 9 Baldwin-Wallace.....L, 68-74
 Jan. 11 Alliance.....W, 105-84
 Jan. 15 Steubenville.....W, 88-65
 Jan. 18 at Akron.....L, 59-73
 Jan. 22 Cleveland State.....W, 73-68
 Jan. 25 at Michigan Lutheran.....L, 68-87
 Jan. 29 at Geneva.....W, 73-61
 Feb. 1 Michigan Lutheran.....L, 59-73
 Feb. 3 St. Norbet.....W, 92-70
 Feb. 5 at Steubenville.....W, 75-74
 Feb. 8 Central State.....L, 52-53
 Feb. 12 Gannon.....W, 70-67
 Feb. 15 at Wayne State.....W, 79-62
 Feb. 19 at Alliance.....W, 66-53
 Feb. 22 at St. Vincent.....W, 77-76
 Feb. 26 Wayne State.....W, 116-61
 March 1 at Gannon.....L, 70-74

1969-70

22-5 • Division II

Dec. 3 Cleveland State.....W, 67-48
 Dec. 6 St. Vincent.....W, 91-65
 Dec. 11 at Baldwin-Wallace.....W, 83-69
 Dec. 13 Westminster.....W, 106-74
 Dec. 20 at Akron.....W, 55-48
 Dec. 22 Hiram.....W, 93-43
 Dec. 27 Wisconsin-Oshkosh.....W, 87-81



Dave Culliver led YSU in scoring in 1964-65 and 1965-66.

Dec. 30 Eastern Montana.....W, 90-76
 Jan. 3 Illinois Wesleyan.....W, 79-64
 Jan. 7 Kenyon.....W, 98-82
 Jan. 10 at Hillsdale.....W, 71-60
 Jan. 17 Alliance.....W, 93-66
 Jan. 19 at Cleveland State.....W, 78-68
 Jan. 24 at Westminster.....W, 86-65
 Jan. 26 San Francisco State.....W, 89-50
 Jan. 28 Geneva.....W, 95-57
 Jan. 31 at Steubenville.....W, 86-52
 Feb. 4 Gannon.....W, 94-64
 Feb. 7 at Central State.....L, 52-67
 Feb. 9 at Thomas More.....L, 59-77
 Feb. 14 Akron.....W, 80-69
 Feb. 18 at St. Vincent.....W, 87-70
 Feb. 21 at Alliance.....W, 82-51
 Feb. 24 Steubenville.....W, 66-56
 Feb. 28 at Gannon.....L, 50-53
 March 6 vs. Philadelphia Textile^.....L, 52-79
 March 7 vs. Cheyney State^.....L, 91-94

^NCAA Division II Midwest Regional (Reading, Pa.)

1970-71


19-6 • Division II

Dec. 2 St. Vincent.....W, 105-73
 Dec. 5 at Geneva.....W, 89-63
 Dec. 12 Westminster.....W, 79-54
 Dec. 19 Kenyon.....W, 82-58
 Dec. 22 Hiram.....W, 60-35
 Dec. 23 at Cleveland State.....W, 76-55
 Dec. 29 Wisconsin-Oshkosh.....W, 63-56
 Jan. 2 Baldwin-Wallace.....W, 65-59
 Jan. 6 Akron.....L, 73-98
 Jan. 9 San Diego.....W, 75-57
 Jan. 14 Gannon.....W, 88-77
 Jan. 16 at Westminster.....W, 70-61
 Jan. 20 at Steubenville.....L, 57-66
 Jan. 23 at Akron.....L, 71-77
 Jan. 26 Defiance.....W, 89-72
 Jan. 28 Alliance.....W, 74-60
 Jan. 30 at Buffalo State.....L, 52-63
 Feb. 3 Cleveland State.....W, 79-65
 Feb. 6 Western New England.....W, 90-72
 Feb. 8 Hillsdale.....W, 76-53
 Feb. 13 Central State.....L, 48-60
 Feb. 16 at Gannon.....L, 73-75
 Feb. 20 at Alliance.....W, 107-63
 Feb. 23 Steubenville.....W, 85-68
 Feb. 27 at St. Vincent.....W, 86-64

1971-72

22-7 • Division II

Dec. 4 St. Vincent.....W, 71-53
 Dec. 11 Geneva.....W, 103-59
 Dec. 13 Ohio Wesleyan.....W, 88-57
 Dec. 16 Kenyon.....W, 94-63
 Dec. 21 Ohio Dominican.....W, 97-77
 Dec. 23 Illinois Wesleyan.....W, 85-76
 Dec. 29 Western Illinois.....W, 91-51
 Jan. 5 at Akron.....L, 57-62
 Jan. 7 Buffalo State.....W, 90-61
 Jan. 10 at Walsh.....W, 81-61
 Jan. 12 Gannon.....W, 70-54
 Jan. 15 Alliance.....W, 71-47
 Jan. 18 at Cleveland State.....W, 80-69
 Jan. 22 at Westminster.....W, 74-51
 Jan. 24 Defiance.....L, 70-71
 Jan. 27 at Steubenville.....W, 88-55
 Jan. 29 Akron.....L, 53-54
 Feb. 2 Walsh.....W, 71-58
 Feb. 5 at Alliance.....W, 82-59
 Feb. 8 at Baldwin-Wallace.....L, 69-84
 Feb. 12 at Hillsdale.....L, 62-64
 Feb. 16 Cleveland State.....W, 79-62
 Feb. 19 Steubenville.....W, 86-61



Bill Johnson led YSU in assists in 1970-71 and 1971-72.

Feb. 23 at Gannon.....W, 79-72
 Feb. 26 at St. Vincent.....W, 91-57
 Feb. 29 at Pittsburgh.....L, 66-82
 March 9 vs. Gannon^.....W, 81-71
 March 10 vs. Cheyney State^.....W, 90-80
 March 11 at Akron^.....L, 71-87

^NCAA Midwest Regional (Akron, Ohio)

1972-73

10-13 • Division II

Dec. 2 Ohio.....L, 59-68
 Dec. 16 Alliance.....W, 75-50
 Dec. 20 Cleveland State.....L, 53-71
 Dec. 23 San Francisco State.....L, 62-80
 Dec. 28 Eastern Montana.....L, 70-72
 Dec. 30 Clarion.....L, 49-61
 Jan. 6 at Alliance.....W, 74-61
 Jan. 10 Gannon.....L, 54-63
 Jan. 13 Western Illinois.....W, 64-63
 Jan. 18 at Cleveland State.....L, 66-72
 Jan. 20 Westminster.....W, 66-58
 Jan. 22 at Walsh.....W, 67-51
 Jan. 25 at Steubenville.....L, 42-47
 Jan. 27 Akron.....L, 59-65
 Jan. 31 Philadelphia Textile.....L, 50-61
 Feb. 3 Ohio Dominican.....W, 61-51
 Feb. 7 Baldwin-Wallace.....W, 88-50
 Feb. 10 at Western Illinois.....L, 73-93
 Feb. 14 at Westminster.....W, 78-59
 Feb. 17 Steubenville.....W, 38-37
 Feb. 21 at Gannon.....L, 53-64
 Feb. 24 Hillsdale.....W, 63-57
 Feb. 28 at Akron.....L, 53-62

1973-74

10-16 • Division II

Dec. 1 Walsh.....L, 63-64
 Dec. 8 New Hampshire.....W, 83-77
 Dec. 13 San Francisco State.....L, 81-84
 Dec. 15 Kenyon.....W, 91-82
 Dec. 17 Ohio Dominican.....W, 97-63
 Dec. 19 at Clarion.....L, 79-94
 Dec. 22 St. Mary's (Calif.).....L, 71-91
 Dec. 28 Georgia State&.....W, 87-79
 Dec. 29 Cleveland State&.....W, 84-81
 Jan. 5 at Alliance.....W, 85-80
 Jan. 9 Ashland.....L, 67-83
 Jan. 12 UW-Milwaukee.....L, 70-72
 Jan. 16 Alliance.....W, 95-69
 Jan. 19 at UW-Milwaukee.....L, 75-90
 Jan. 23 at Steubenville.....L, 34-47
 Jan. 26 Akron.....L, 70-79
 Jan. 30 at Philadelphia Textile.....W, 93-76



ALL-TIME SCORES

Feb. 2	at Akron.....	W, 78-69
Feb. 5	at Mount Union.....	L, 89-105
Feb. 9	Buffalo.....	W, 90-89
Feb. 13	at Cleveland State.....	L, 93-99
Feb. 16	Pittsburgh.....	L, 71-91
Feb. 20	at Gannon.....	L, 77-90
Feb. 23	Steubenville.....	L, 50-53
Feb. 27	at Ashland.....	L, 84-98
March 2	Gannon.....	L, 70-74
	& YSU Holiday Classic	

1974-75 19-9 • Division II

Nov. 30	Kenyon.....	W, 96-46
Dec. 7	Southern California.....	W, 107-66
Dec. 14	New Hampshire.....	W, 121-46
Dec. 17	Mount Union.....	W, 79-76
Dec. 21	Calif.-Hayward.....	W, 99-78
Dec. 27	Missouri-Rolla&.....	W, 70-68
Dec. 28	Samford&.....	W, 83-77
Jan. 4	at Nebraska-Omaha.....	L, 97-100
Jan. 8	at Pittsburgh.....	L, 62-86
Jan. 11	Philadelphia Textile.....	W, 69-61
Jan. 13	at Walsh.....	W, 78-69
Jan. 15	Alliance.....	W, 112-62
Jan. 18	Ashland.....	W, 96-80
Jan. 22	at Alliance.....	W, 96-85
Jan. 25	Gannon.....	W, 60-58
Jan. 29	at Steubenville.....	W, 95-88
Feb. 1	Akron.....	L, 61-65
Feb. 3	at Hillsdale.....	L, 88-84
Feb. 5	at Ashland.....	W, 71-64
Feb. 8	at Buffalo.....	W, 100-98
Feb. 12	at Akron.....	L, 55-70
Feb. 15	Cleveland State.....	L, 89-93
Feb. 19	at Gannon.....	L, 64-75
Feb. 22	Nebraska-Omaha.....	L, 76-80
Feb. 26	Steubenville.....	W, 80-73
March 1	Georgia State.....	W, 82-57
March 7	vs. Saint Joseph's (Ind.)^.....	L, 78-96
March 8	at Eastern Illinois^.....	L, 80-86

& YSU Holiday Classic
^NCAA Great Lakes Regional
(Charleston, Ill.)

1975-76 17-9 • Division II

Nov. 29	Hillsdale.....	W, 82-60
Dec. 3	Mount Union.....	W, 71-66
Dec. 12	IUPUI.....	W, 78-61
Dec. 16	Kenyon.....	W, 73-56
Dec. 19	SIU-Edwardsville&.....	W, 79-62
Dec. 20	Akron&.....	L, 62-64
Jan. 7	at Westminster.....	W, 67-53
Jan. 9	Northern Kentucky.....	L, 81-82
Jan. 10	at Philadelphia Textile.....	L, 64-76
Jan. 17	Akron.....	W, 58-57
Jan. 19	at Steubenville.....	W, 86-76
Jan. 21	Walsh.....	W, 94-70
Jan. 24	Nebraska-Omaha.....	L, 54-63
Jan. 28	Wilberforce.....	W, 108-72
Jan. 31	Steubenville.....	L, 66-68
Feb. 4	at Gannon.....	W, 77-64
Feb. 7	at Nebraska-Omaha.....	L, 55-68
Feb. 11	at Akron.....	L, 55-73
Feb. 14	Ashland.....	W, 60-55
Feb. 16	at Buffalo State.....	W, 71-66
Feb. 21	Gannon.....	W, 86-79
Feb. 23	at Northern Kentucky.....	W, 85-70
Feb. 25	Alliance.....	W, 95-59
Feb. 28	Westminster.....	W, 69-56
March 1	at Ashland.....	L, 67-72
March 3	at Cleveland State.....	L, 86-88
	& YSU Holiday Classic	

1976-77 22-7 • Division II

Nov. 27	Kenyon.....	W, 71-66
Dec. 1	Walsh.....	W, 100-74
Dec. 11	at Mount Union.....	W, 72-65
Dec. 15	at Alliance.....	W, 95-68
Dec. 17	CCNY&.....	W, 86-53
Dec. 18	Saint Joseph's (Ind.)&.....	W, 99-73
Dec. 21	Pittsburgh.....	W, 78-73
Jan. 5	Northern Iowa.....	W, 48-46
Jan. 8	Philadelphia Textile.....	W, 62-60
Jan. 10	at Dayton.....	W, 59-83
Jan. 12	Steubenville.....	W, 84-71
Jan. 15	Akron.....	L, 56-61
Jan. 17	at Northern Kentucky.....	L, 65-81
Jan. 19	Ashland.....	W, 67-63
Jan. 22	Buffalo State.....	L, 66-72
Jan. 26	Northern Kentucky.....	W, 69-67
Jan. 29	Wright State.....	W, 73-71
Feb. 2	at Steubenville.....	W, 72-63
Feb. 5	Buffalo.....	W, 84-79
Feb. 8	at Gannon.....	L, 68-85
Feb. 12	IUPUI.....	W, 76-67
Feb. 14	at Westminster.....	W, 54-53
Feb. 16	Maine.....	W, 77-68
Feb. 19	Gannon.....	W, 82-78
Feb. 23	Cleveland State.....	W, 90-65
Feb. 26	at Akron.....	L, 84-80
March 1	at Ashland.....	L, 72-73
March 7	Randolph-Macon^.....	L, 68-71
March 8	Bellarmine^.....	W, 81-79
	& YSU Holiday Classic	
	^NCAA Great Lakes Regional	

1977-78 16-9 • Division II

Nov. 26	Saginaw Valley.....	W, 68-67
Dec. 3	at Ohio.....	L, 64-67
Dec. 10	IUPUI.....	W, 88-49
Dec. 14	at Maine.....	L, 74-88
Dec. 17	W. Virginia Wesleyan.....	W, 68-61
Dec. 20	Bellarmine.....	L, 63-70
Dec. 28	Buffalo State&.....	W, 70-60
Dec. 29	Baltimore&.....	W, 71-56
Jan. 4	Clarion.....	W, 71-63
Jan. 7	Steubenville.....	W, 96-60
Jan. 10	at Philadelphia Textile.....	L, 65-73
Jan. 14	Akron.....	W, 101-81
Jan. 16	at Northern Iowa.....	L, 65-77
Jan. 18	Ashland.....	W, 101-80
Jan. 21	at Gannon.....	W, 62-61
Jan. 23	at Steubenville.....	W, 90-55
Jan. 25	Northern Kentucky.....	W, 75-68
Jan. 28	at Wright State.....	L, 59-60
Feb. 4	at Akron.....	W, 91-78
Feb. 7	at Buffalo.....	L, 85-87
Feb. 11	Mankato State.....	W, 87-75
Feb. 14	at Bellarmine.....	W, 68-63
Feb. 18	Gannon.....	L, 57-61
Feb. 23	at Cleveland State.....	L, 56-57
Feb. 28	at Ashland.....	W, 56-51
	& YSU Holiday Classic	

1978-79 13-13 • 4-6 Mid-Con • Div. II

Dec. 2	UM-Eastern Shore.....	W, 78-70
Dec. 9	Mount Union.....	W, 91-78
Dec. 16	Ohio.....	L, 71-86
Dec. 20	Wright State.....	L, 55-75
Dec. 29	Delaware State&.....	W, 69-52
Dec. 30	Saint Francis (Pa.)&.....	L, 67-70
Jan. 3	Bellarmine.....	W, 81-74
Jan. 6	Akron*.....	W, 53-51
Jan. 8	at Northern Kentucky.....	W, 69-60
Jan. 11	Eastern Illinois*.....	L, 57-67
Jan. 13	Western Illinois*.....	W, 75-65

Jan. 15	at Westminster.....	L, 50-59
Jan. 17	Ashland.....	L, 102-107
Jan. 22	at Gannon.....	L, 58-77
Jan. 25	Northern Michigan*.....	L, 68-75
Jan. 27	Northern Iowa*.....	L, 65-75
Jan. 31	Philadelphia Textile.....	W, 66-56
Feb. 3	at Akron*.....	L, 47-61
Feb. 8	at Western Illinois*.....	L, 77-78
Feb. 10	at Eastern Illinois*.....	L, 64-80
Feb. 14	Buffalo.....	W, 67-53
Feb. 17	Gannon.....	W, 89-59
Feb. 22	at Northern Iowa*.....	W, 63-61
Feb. 24	at Northern Michigan*.....	W, 58-48
Feb. 27	at Ashland.....	W, 112-73
March 1	Cleveland State.....	L, 70-74
	& YSU Holiday Classic	
	*Mid-Continent Conference Game	

1979-80 17-10 • 2-6 Mid-Con • Div. II

Dec. 1	Steubenville.....	W, 99-81
Dec. 8	St. Vincent.....	W, 74-56
Dec. 10	at Buffalo.....	W, 59-57
Dec. 12	UM-Eastern Shore.....	W, 79-66
Dec. 15	Akron.....	W, 87-53
Dec. 18	at Bellarmine.....	L, 85-95
Dec. 22	at Ohio.....	W, 72-68
Jan. 3	Northern Kentucky.....	W, 88-77
Jan. 5	at Gannon.....	W, 65-62
Jan. 8	at Akron.....	W, 80-67
Jan. 12	Westminster.....	W, 65-49
Jan. 14	at Philadelphia Textile.....	W, 76-65
Jan. 17	Ashland.....	W, 83-81
Jan. 19	Cheyney State.....	W, 69-57
Jan. 24	at Northern Michigan*.....	L, 69-90
Jan. 26	at Northern Iowa*.....	W, 72-69
Jan. 31	Eastern Illinois*.....	W, 70-60
Feb. 2	Western Illinois*.....	L, 73-77
Feb. 7	at Western Illinois*.....	L, 65-68
Feb. 9	at Eastern Illinois*.....	L, 67-86
Feb. 14	Gannon.....	L, 65-71
Feb. 16	at Steubenville.....	W, 73-58
Feb. 18	at Wright State.....	L, 61-72
Feb. 21	Northern Iowa*.....	L, 65-70
Feb. 23	Northern Michigan*.....	L, 73-82
Feb. 26	at Ashland.....	L, 74-82
Feb. 28	at Cleveland State.....	W, 77-72
	*Mid-Continent Conference Game	

1980-81 13-13 • 3-3 Mid-Con • Div. II

Dec. 3	UM-Eastern Shore.....	L, 56-66
Dec. 6	at St. Vincent.....	W, 75-57
Dec. 13	Ohio.....	W, 93-85
Dec. 16	at Akron.....	L, 67-85
Dec. 20	Western Illinois*.....	W, 78-73
Jan. 3	Bellarmine.....	L, 77-78
Jan. 7	at West Virginia.....	L, 59-81
Jan. 10	at Northern Michigan*.....	L, 67-77
Jan. 12	at Westminster.....	L, 70-74
Jan. 14	Ashland.....	W, 70-67
Jan. 17	Gannon.....	W, 56-52
Jan. 22	at Western Illinois*.....	L, 66-80
Jan. 24	at Eastern Illinois*.....	L, 70-72
Jan. 28	Philadelphia Textile.....	W, 43-42
Jan. 31	Northern Michigan*.....	W, 66-62
Feb. 4	Wright State.....	L, 59-66
Feb. 7	Cheyney State.....	L, 66-74
Feb. 9	at Tennessee Tech.....	L, 59-61
Feb. 14	Eastern Illinois*.....	W, 70-63
Feb. 16	at Cleveland State.....	L, 63-94
Feb. 19	at Gannon.....	W, 52-47
Feb. 21	Tennessee Tech.....	W, 69-59
Feb. 23	at Ashland.....	W, 89-85
Feb. 25	Akron.....	W, 78-64
Feb. 28	Cleveland State.....	L, 56-59

March 2	at Northern Kentucky.....	W, 81-77
	*Mid-Continent Conference Game	

1981-82 8-18 • 5-11 Ohio Valley

Nov. 28	Westminster.....	L, 66-68
Dec. 2	Gannon.....	W, 65-57
Dec. 5	at Delaware State.....	L, 51-67
Dec. 10	at Austin Peay*.....	W, 66-50
Dec. 12	at Murray State*.....	L, 63-67
Dec. 17	Eastern Kentucky*.....	W, 68-57
Dec. 19	Morehead State*.....	L, 62-69
Dec. 21	at Missouri.....	L, 60-97
Jan. 5	at Bellarmine.....	L, 61-64
Jan. 7	at Tennessee Tech*.....	W, 76-60
Jan. 9	at Middle Tennessee*.....	L, 56-73
Jan. 13	West Virginia.....	L, 60-62
Jan. 16	at Akron*.....	L, 62-64
Jan. 21	Cleveland State.....	W, 67-55
Jan. 23	Western Kentucky*.....	L, 59-66
Jan. 28	at Eastern Kentucky*.....	W, 86-75
Jan. 30	at Morehead State*.....	L, 60-71
Feb. 1	at Wright State.....	L, 74-85
Feb. 4	Tennessee Tech*.....	L, 49-66
Feb. 6	Middle Tennessee*.....	L, 67-73
Feb. 10	Delaware State.....	W, 72-47
Feb. 13	Akron*.....	L, 61-78
Feb. 18	at Western Kentucky*.....	L, 51-63
Feb. 20	at Cleveland State.....	L, 71-91
Feb. 25	Austin Peay*.....	W, 65-51
Feb. 27	Murray State*.....	L, 66-69
	*Ohio Valley Conference Game	

1982-83 15-12 • 5-9 Ohio Valley

Nov. 27	vs. Columbia%.....	W, 55-51
Nov. 28	vs. UNC-Wilmington%.....	W, 58-52
Dec. 1	at West Virginia.....	L, 79-105
Dec. 4	Bellarmine.....	W, 96-79
Dec. 9	UM-Eastern Shore.....	W, 72-63
Dec. 11	Hiram.....	W, 107-75
Dec. 16	at Ohio State.....	L, 53-81
Dec. 18	Delaware State.....	W, 70-68
Dec. 20	Tennessee Tech*.....	L, 74-76
Jan. 7	at Murray State*.....	L, 83-92
Jan. 8	at Middle Tennessee*.....	W, 73-66
Jan. 10	at Detroit.....	L, 72-73
Jan. 12	at Cleveland State.....	W, 65-57
Jan. 15	Austin Peay*.....	W, 75-70
Jan. 21	at Eastern Kentucky*.....	L, 78-83
Jan. 22	at Morehead State*.....	L, 74-90
Jan. 29	Akron*.....	L, 66-68
Feb. 4	Murray State*.....	L, 74-79
Feb. 5	MTSU*.....	W, 73-72
Feb. 10	at Austin Peay*.....	W, 73-72
Feb. 12	Cleveland State.....	W, 99-77
Feb. 14	at Delaware State.....	W, 89-86
Feb. 18	Eastern Kentucky*.....	L, 69-75
Feb. 19	Morehead State*.....	L, 70-75
Feb. 23	at Gannon.....	W, 58-56
Feb. 26	at Akron*.....	W, 52-48
March 5	at Tennessee Tech*.....	L, 57-70
	%Utica Matt's Classic (Utica, N.Y.)	
	*Ohio Valley Conference Game	

1983-84 18-11 • 9-5 Ohio Valley

Nov. 26	Ferris State.....	W, 87-60
Dec. 1	Ohio Dominican.....	W, 104-37
Dec. 3	LaSalle.....	W, 81-76
Dec. 8	vs. Auburn&.....	L, 52-78
Dec. 9	vs. Florida A&M&.....	W, 84-69
Dec. 12	at Dayton.....	L, 64-73
Dec. 15	Hiram.....	W, 85-61
Dec. 17	at Purdue.....	L, 54-65
Dec. 19	vs. Butler%.....	W, 90-79



ALL-TIME SCORES

Dec. 20 at Ball State%.....W, 64-63
 Jan. 6 Akron*.....W, 80-51
 Jan. 12 Austin Peay*.....W, 73-63
 Jan. 14 Murray State*.....W, 59-57
 Jan. 18 Utica.....L, 67-68
 Jan. 19 at Middle Tennessee*.....W, 59-57
 Jan. 21 at Tennessee Tech*.....L, 72-77
 Jan. 26 Morehead State*.....L, 77-88
 Jan. 28 Eastern Kentucky*.....W, 75-61
 Feb. 1 UNC-Wilmington.....W, 79-67
 Feb. 4 at Akron*.....W, 74-72
 Feb. 9 at Morehead State*.....L, 64-88
 Feb. 11 at Eastern Kentucky*.....L, 46-47
 Feb. 16 at Austin Peay*.....W, 62-57
 Feb. 18 at Murray State*.....W, 62-83
 Feb. 23 Middle Tennessee*.....W, 75-64
 Feb. 24 Tennessee Tech*.....W, 80-64
 March 1 at UNC-Wilmington.....L, 43-72
 March 9 Tennessee Tech^.....L, 63-55
 March 10 at Morehead State^.....L, 44-47

&Colonial Bank Classic (Mobile, Ala.)
 %Cardinal Varsity Club Classic (Muncie, Ind.)

*Ohio Valley Conference Game
 ^Ohio Valley Conference Tournament (Morehead, Ky.)

1984-85

19-11 • 8-6 Ohio Valley

Nov. 26 Brooklyn.....W, 71-58
 Nov. 30 vs. Alabama State%.....W, 81-55
 Dec. 1 at Northern Iowa%.....W, 70-57
 Dec. 3 Wooster.....W, 80-64
 Dec. 5 at Michigan.....L, 73-103
 Dec. 8 at Tulsa.....L, 49-67
 Dec. 15 South Alabama.....W, 74-73
 Dec. 18 at South Florida.....L, 56-63
 Dec. 20 at Alabama.....L, 69-88
 Dec. 22 Eastern Michigan.....L, 70-74
 Dec. 27 Cleveland State.....W, 70-63
 Dec. 29 at Bellarmine.....W, 86-84
 Jan. 5 at Akron*.....W, 75-61
 Jan. 12 at Austin Peay*.....L, 72-74
 Jan. 14 at Murray State*.....L, 62-66
 Jan. 16 Hiram.....W, 58-56
 Jan. 19 Middle Tennessee*.....W, 57-56
 Jan. 21 Tennessee Tech*.....W, 68-67
 Jan. 26 at Morehead State*.....L, 65-67
 Jan. 27 at Eastern Kentucky*.....L, 61-74
 Feb. 2 Akron*.....W, 73-67
 Feb. 9 Morehead State*.....W, 71-65
 Feb. 11 Eastern Kentucky*.....W, 61-60
 Feb. 16 Austin Peay*.....W, 80-64
 Feb. 18 Murray State*.....W, 59-57
 Feb. 23 at MTSU*.....W, 82-76
 Feb. 25 at Tennessee Tech*.....L, 54-64
 Feb. 28 vs. Morehead State^.....W, 79-74
 March 1 vs. Eastern Kentucky^.....W, 95-61
 March 2 at Middle Tennessee^.....L, 63-66

%UNI-Dome Classic (Cedar Falls, Iowa)

*Ohio Valley Conference Game
 ^Ohio Valley Conference Tournament

1985-86

12-16 • 8-6 Ohio Valley

Nov. 23 Clarion.....W, 85-69
 Nov. 25 at Eastern Michigan.....L, 77-87
 Nov. 30 at Saint Louis.....L, 58-76
 Dec. 2 at Cleveland State.....L, 69-101
 Dec. 4 at Michigan.....L, 42-56
 Dec. 8 St. Mary's (Mich.).....W, 95-51
 Dec. 14 Northern Iowa.....W, 64-62
 Dec. 17 at South Alabama.....L, 63-69
 Dec. 20 vs. Georgia Southern#.....L, 59-61
 Dec. 21 vs. North Texas State#.....L, 72-85
 Dec. 28 Central Michigan.....L, 68-69

Dec. 30 Morgan State.....W, 88-64
 Jan. 4 Akron*.....L, 62-64
 Jan. 11 Morehead State*.....W, 75-48
 Jan. 13 Eastern Kentucky*.....W, 75-69
 Jan. 18 at Murray State*.....L, 74-82
 Jan. 20 at Austin Peay*.....L, 66-74
 Jan. 25 at Middle Tennessee*.....L, 70-84
 Jan. 27 at Tennessee Tech*.....L, 55-67
 Feb. 1 at Akron*.....W, 65-62
 Feb. 3 Saint Louis.....L, 61-78
 Feb. 8 Tennessee Tech*.....W, 63-55
 Feb. 10 Middle Tennessee*.....W, 72-61
 Feb. 15 at Eastern Kentucky*.....W, 67-54
 Feb. 17 at Morehead State*.....L, 81-87
 Feb. 22 Austin Peay*.....W, 64-60
 Feb. 24 Murray State*.....W, 58-56
 March 3 Tennessee Tech^.....L, 68-71
 #Rajun Cajun Bayou Classic (Lafayette, La.)


*Ohio Valley Conference Game

^Ohio Valley Conference Tournament

1986-87

11-17 • 4-10 Ohio Valley

Nov. 28 vs. Marist%.....W, 56-52
 Nov. 29 at St. John's%.....L, 65-75
 Dec. 1 Slippery Rock.....W, 86-73
 Dec. 5 Florida A&M&.....W, 76-68
 Dec. 6 Bucknell&.....W, 77-70
 Dec. 13 Cleveland State.....L, 73-87
 Dec. 15 at South Alabama.....L, 63-72
 Dec. 17 at Ohio.....L, 63-82
 Dec. 22 Ashland.....W, 85-76
 Dec. 27 South Carolina State.....W, 84-64
 Jan. 3 at Akron*.....L, 46-60
 Jan. 10 at Morehead State*.....L, 73-111
 Jan. 12 at Eastern Kentucky*.....L, 66-69
 Jan. 17 Murray State*.....L, 58-61
 Jan. 19 Austin Peay*.....L, 68-74
 Jan. 24 Middle Tennessee*.....L, 88-93
 Jan. 26 Tennessee Tech*.....W, 115-87
 Jan. 28 Wright State.....W, 99-90
 Jan. 31 Akron*.....W, 71-68
 Feb. 2 Saint Louis.....L, 76-85
 Feb. 4 at Detroit.....L, 62-64
 Feb. 7 at Tennessee Tech*.....W, 74-65
 Feb. 9 at Middle Tennessee*.....L, 79-88
 Feb. 14 Eastern Kentucky*.....L, 80-93
 Feb. 16 Morehead State*.....W, 69-68



Ray Robinson led YSU to within one game of the NCAA Tournament in 1984-85.

Feb. 21 at Austin Peay*.....L, 89-106
 Feb. 23 at Murray State*.....L, 68-77
 March 2 at Akron^.....L, 74-103
 ^Joe Lapchick Tournament (Jamaica, N.Y.)
 & YSU Holiday Classic
 *Ohio Valley Conference Game
 ^Ohio Valley Conference Tournament

1987-88

7-21 • 2-12 Ohio Valley

Nov. 28 Wooster.....W, 61-58
 Dec. 4 at Marshall%.....L, 65-79
 Dec. 5 vs. SE Louisiana%.....W, 54-51
 Dec. 13 at Cleveland State.....L, 75-103
 Dec. 15 Ohio.....L, 60-68
 Dec. 17 at Central Michigan.....L, 59-89
 Dec. 19 Tennessee State*.....W, 66-65
 Dec. 29 Eastern Washington&.....W, 48-47
 Dec. 30 Radford&.....W, 73-64
 Jan. 4 Detroit.....W, 67-63
 Jan. 9 Akron.....L, 61-80
 Jan. 16 Middle Tennessee*.....L, 61-78
 Jan. 18 Tennessee Tech*.....L, 59-79
 Jan. 20 Wright State.....L, 63-93
 Jan. 23 at Morehead State*.....W, 67-64
 Jan. 25 at Eastern Kentucky*.....L, 55-83
 Jan. 28 at Saint Louis.....L, 52-74
 Jan. 30 Murray State*.....L, 62-87
 Feb. 1 Austin Peay*.....L, 68-78
 Feb. 6 at Akron.....L, 59-90
 Feb. 13 at Austin Peay*.....L, 54-91
 Feb. 15 at Murray State*.....L, 64-71
 Feb. 20 at Tennessee Tech*.....L, 71-81
 Feb. 22 at Middle Tennessee*.....L, 58-78
 Feb. 24 at Tennessee State*.....L, 65-90
 Feb. 27 Eastern Kentucky*.....L, 77-83
 Feb. 29 Morehead State*.....L, 85-87
 March 7 at Middle Tennessee^.....L, 76-81
 %M.M.I. Tournament (Huntington, W. Va.)
 & YSU Holiday Classic
 *Ohio Valley Conference Game
 ^Ohio Valley Conference Tournament

1988-89

5-23 Independent

Nov. 26 Clarion.....L, 71-73
 Nov. 29 at Minnesota.....L, 64-97
 Dec. 3 Bowling Green.....L, 68-74
 Dec. 10 Cleveland State.....L, 90-97
 Dec. 15 at Central Michigan.....L, 63-79
 Dec. 17 at Northern Iowa.....L, 79-109
 Dec. 19 at Ohio.....L, 86-90
 Dec. 21 at Michigan.....L, 72-121
 Dec. 29 Prairie View A&M&.....L, 74-84
 Dec. 30 Houston Baptist&.....W, 81-72
 Jan. 4 Saint Louis.....L, 64-77
 Jan. 7 at Tennessee State.....L, 78-82
 Jan. 11 Liberty.....L, 71-72
 Jan. 14 Chicago State.....L, 62-65
 Jan. 16 at Akron.....L, 73-97
 Jan. 18 at Clemson.....L, 74-104
 Jan. 21 at South Carolina.....L, 78-92
 Jan. 25 at Brooklyn.....W, 83-70
 Jan. 30 Hiram.....W, 97-74
 Feb. 4 Akron.....L, 73-99
 Feb. 6 Kenyon.....W, 90-43
 Feb. 11 at Eastern Michigan.....L, 86-108
 Feb. 15 at Detroit.....L, 67-91
 Feb. 18 Brooklyn.....W, 67-45
 Feb. 23 at Chicago State.....L, 63-69
 Feb. 25 at Western Michigan.....L, 71-98
 March 1 at Wright State.....L, 90-104
 March 4 UMKC.....L, 74-77
 & YSU Holiday Classic

1989-90

8-20 Independent

Nov. 25 Slippery Rock.....L, 90-96
 Nov. 29 Thiel.....W, 80-59
 Dec. 2 at Bowling Green.....L, 76-97
 Dec. 9 at Robert Morris.....L, 74-92
 Dec. 11 Valparaiso.....W, 89-71
 Dec. 15 at Morehead State.....L, 74-90
 Dec. 18 Ohio.....L, 95-96
 Dec. 21 Nicholls State&.....W, 93-79
 Dec. 22 Central Michigan&.....L, 66-67
 Dec. 30 at Minnesota.....L, 57-97
 Jan. 2 at Saint Francis (Pa.).....L, 85-97
 Jan. 6 Akron.....L, 61-90
 Jan. 10 at Cleveland State.....L, 67-83
 Jan. 13 Wright State.....L, 80-90
 Jan. 15 at Detroit.....L, 77-94
 Jan. 20 at Chicago State.....L, 64-82
 Jan. 22 at UMKC.....L, 72-81
 Jan. 27 UM-Baltimore County.....W, 90-86
 Jan. 29 Northeastern Illinois.....W, 95-79
 Feb. 3 at Akron.....L, 68-71
 Feb. 5 Saint Francis (Pa.).....W, 95-85
 Feb. 10 at Wright State.....L, 74-94
 Feb. 12 UW-Milwaukee.....L, 57-63
 Feb. 17 Western Michigan.....L, 80-91
 Feb. 19 Chicago State.....W, 78-47
 Feb. 24 at Liberty.....L, 72-76
 Feb. 26 at UMBC.....W, 85-83
 March 3 Eastern Michigan.....L, 71-82
 & YSU Holiday Classic

1990-91

12-16 Independent

Nov. 24 Bluffton.....W, 108-73
 Nov. 28 Point Park.....W, 127-65
 Dec. 1 at Ohio State.....L, 67-112
 Dec. 8 Robert Morris.....W, 80-68
 Dec. 10 at Valparaiso.....L, 65-68
 Dec. 15 Wright State.....L, 94-109
 Dec. 17 at Ohio.....L, 70-85
 Dec. 21 Alabama State&.....W, 89-87
 Dec. 22 Delaware State&.....L, 96-104
 Dec. 29 St. Vincent.....W, 83-68
 Jan. 5 Minnesota.....L, 77-95
 Jan. 9 Cleveland State.....L, 87-91
 Jan. 12 Chicago State.....W, 97-81
 Jan. 14 UW-Milwaukee.....L, 72-74
 Jan. 19 at NE Illinois.....W, 105-101
 Jan. 23 Akron.....L, 66-71
 Jan. 28 Kenyon.....W, 94-85
 Jan. 31 at The Citadel.....L, 101-102
 Feb. 2 at Coastal Carolina.....L, 66-79
 Feb. 7 at UW-Milwaukee.....W, 82-74
 Feb. 9 at Chicago State.....L, 94-95
 Feb. 13 at Bowling Green.....L, 64-79
 Feb. 16 NE Illinois.....W, 102-69
 Feb. 18 at Akron.....L, 70-75
 Feb. 20 Morehead State.....W, 106-96
 Feb. 23 at Towson State.....L, 75-80
 March 2 at Liberty.....W, 80-77
 March 5 at Wright State.....L, 71-107
 & YSU Holiday Classic

1991-92

6-22 Independent

Nov. 23 Messiah.....W, 54-53
 Nov. 25 Dyke.....W, 72-49
 Nov. 30 Ohio.....L, 62-72
 Dec. 2 at Minnesota.....L, 59-98
 Dec. 7 at Robert Morris.....L, 64-75
 Dec. 13 Buffalo&.....W, 76-72
 Dec. 14 Western Illinois&.....L, 59-65
 Dec. 16 at Coppin State.....L, 59-76
 Dec. 21 Radford.....W, 75-70
 Dec. 28 Tennessee State.....W, 81-73


ALL-TIME SCORES

Dec. 30	Wright State.....	L, 81-95
Jan. 4	Towson State.....	L, 52-67
Jan. 11	Coppin State.....	L, 65-84
Jan. 15	Bowling Green.....	L, 45-65
Jan. 18	Northeastern Illinois.....	L, 60-72
Jan. 23	at Akron.....	L, 67-80
Jan. 25	at Air Force.....	L, 57-83
Jan. 29	at Detroit.....	L, 64-91
Feb. 1	UW-Milwaukee.....	L, 62-72
Feb. 5	at Wright State.....	L, 73-91
Feb. 8	at Radford.....	L, 58-70
Feb. 10	at Drexel.....	L, 63-73
Feb. 15	at NE Illinois.....	L, 71-74
Feb. 20	Akron.....	L, 67-73
Feb. 22	Pittsburgh-Johnstown.....	L, 74-78
Feb. 24	Pittsburgh-Bradford.....	W, 107-68
Feb. 29	at UW-Milwaukee.....	L, 55-71
March 4	at Cleveland State.....	L, 70-93
	& YSU Holiday Classic	

1992-93

3-23 • 2-14 Mid-Con

Dec. 3	Air Force.....	W, 82-78
Dec. 5	at Northwestern.....	L, 57-87
Dec. 12	at Akron.....	L, 66-82
Dec. 19	Drexel.....	L, 62-75
Dec. 23	at St. Peter's.....	L, 68-81
Dec. 29	at Georgia Tech.....	L, 85-105
Jan. 2	Akron.....	L, 59-65
Jan. 5	St. Peter's.....	L, 67-79
Jan. 9	Western Illinois*.....	W, 79-63
Jan. 11	Eastern Illinois*.....	L, 75-76
Jan. 16	UW-Green Bay*.....	L, 62-81
Jan. 18	Northern Illinois*.....	L, 82-88
Jan. 20	Buffalo.....	W, 104-89
Jan. 23	at Cleveland State*.....	L, 48-88
Jan. 25	at Wright State*.....	L, 65-100
Jan. 30	at Valparaiso*.....	L, 76-85
Feb. 1	at Illinois-Chicago*.....	L, 71-89
Feb. 6	Wright State*.....	L, 87-95
Feb. 10	at Buffalo.....	L, 64-76
Feb. 13	at Western Illinois*.....	L, 78-92
Feb. 15	at Eastern Illinois*.....	L, 76-82
Feb. 18	Valparaiso*.....	L, 72-93
Feb. 20	Illinois-Chicago*.....	L, 74-88
Feb. 22	Cleveland State*.....	L, 78-96
Feb. 27	at UW-Green Bay*.....	L, 47-67



Reggie Kemp starred for the Penguins from 1989-93.

March 1	at Northern Illinois*.....	L, 80-84
	*Mid-Continent Conference Game	

1993-94

5-21 • 3-15 Mid-Con

Nov. 27	at Pittsburgh.....	L, 66-112
Dec. 11	at Akron.....	L, 47-52
Dec. 15	Northwestern.....	L, 70-86
Dec. 18	at Cincinnati.....	L, 55-95
Dec. 20	at Ohio.....	L, 42-85
Dec. 29	Central Connecticut.....	W, 80-62
Jan. 8	at Eastern Illinois*.....	W, 68-57
Jan. 10	at Wright State*.....	L, 73-79
Jan. 12	Buffalo.....	W, 86-78
Jan. 15	UW-Green Bay*.....	L, 67-69
Jan. 17	UW-Milwaukee*.....	L, 71-83
Jan. 22	at Illinois-Chicago*.....	L, 75-95
Jan. 24	at Valparaiso*.....	L, 84-93
Jan. 27	Cleveland State*.....	W, 67-64
Jan. 29	Northern Illinois*.....	W, 77-66
Jan. 31	Western Illinois*.....	L, 63-71
Feb. 5	at UW-Green Bay*.....	L, 58-69
Feb. 7	at UW-Milwaukee*.....	L, 70-79
Feb. 10	at Buffalo.....	L, 60-64
Feb. 12	Eastern Illinois*.....	L, 67-69
Feb. 14	Wright State*.....	L, 78-88
Feb. 19	at Northern Illinois*.....	L, 57-84
Feb. 21	at Western Illinois*.....	L, 65-69
Feb. 24	at Cleveland State*.....	L, 72-77
Feb. 26	Illinois-Chicago*.....	L, 82-84
Feb. 28	Valparaiso*.....	L, 55-70
	*Mid-Continent Conference Game	

1994-95

18-10 • 10-8 Mid-Con

Nov. 30	Wilmington.....	W, 59-33
Dec. 10	Akron.....	W, 69-53
Dec. 13	at Northwestern.....	L, 62-71
Dec. 16	vs. Murray State*.....	W, 53-48
Dec. 17	at Wright State*.....	W, 62-56
Dec. 20	at Niagara.....	W, 78-61
Dec. 30	Thomas More.....	W, 79-54
Jan. 3	at NE Illinois*.....	L, 49-58
Jan. 5	at Chicago State*.....	L, 73-83
Jan. 7	Central Connecticut*.....	L, 69-73
Jan. 9	Troy State*.....	W, 83-65
Jan. 14	Buffalo*.....	W, 70-63
Jan. 16	Robert Morris.....	W, 61-59
Jan. 21	Western Illinois*.....	W, 72-54
Jan. 23	UMKC*.....	W, 67-52
Jan. 28	at Eastern Illinois*.....	W, 74-72
Jan. 30	at Valparaiso*.....	L, 58-72
Feb. 4	Chicago State*.....	L, 88-90
Feb. 6	NE Illinois*.....	W, 71-50
Feb. 11	at Troy State*.....	W, 74-69
Feb. 13	at Central Connecticut*.....	W, 63-60
Feb. 18	at Buffalo*.....	L, 72-75
Feb. 23	at UMKC*.....	W, 69-63
Feb. 25	at Western Illinois*.....	L, 75-87
Feb. 27	Valparaiso*.....	W, 79-75
March 1	Eastern Illinois*.....	L, 81-87
March 3	Troy State^.....	W, 90-83
March 4	at Valparaiso^.....	L, 52-77
	*USAir Classic (Dayton, Ohio)	
	*Mid-Continent Conference Game	
	^Mid-Continent Tournament	

1995-96

12-15 • 7-11 Mid-Con

Nov. 28	at Northwestern.....	L, 61-67
Dec. 2	Wash & Jefferson.....	W, 84-44
Dec. 10	Kenyon.....	W, 84-58
Dec. 12	Cleveland State.....	W, 59-49
Dec. 16	at Maine.....	L, 54-70
Dec. 19	at Wright State.....	L, 66-74

Dec. 21	at Robert Morris.....	W, 66-59
Dec. 30	Niagara.....	W, 69-60
Jan. 2	at Buffalo*.....	L, 56-60
Jan. 6	at Western Illinois*.....	L, 60-64
Jan. 8	at UMKC*.....	W, 66-55
Jan. 13	NE Illinois*.....	L, 54-56
Jan. 15	Chicago State*.....	W, 89-59
Jan. 20	at Eastern Illinois*.....	L, 68-74
Jan. 22	at Valparaiso*.....	L, 63-73
Jan. 27	Troy State*.....	W, 90-80
Jan. 29	Central Connecticut*.....	L, 65-79
Feb. 1	Buffalo*.....	L, 51-53
Feb. 3	UMKC*.....	L, 59-69
Feb. 5	Western Illinois*.....	W, 73-48
Feb. 10	at Chicago State*.....	W, 87-75
Feb. 12	at NE Illinois*.....	L, 62-76
Feb. 17	Valparaiso*.....	W, 75-60
Feb. 19	Eastern Illinois*.....	W, 74-65
Feb. 22	at Central Connecticut*.....	L, 57-66
Feb. 25	at Troy State*.....	L, 88-93
March 2	vs. Western Illinois^.....	L, 48-68
	*Mid-Continent Conference Game	
	^Mid-Continent Tournament (Moline, Ill.)	

1996-97

9-18 • 4-12 Mid-Con

Nov. 26	at Notre Dame.....	L, 48-69
Nov. 30	Saint Francis (Pa.).....	L, 56-72
Dec. 3	at Saint Francis (Pa.).....	L, 58-65
Dec. 7	LaRoche.....	W, 79-56
Dec. 13	Maine.....	L, 57-60
Dec. 17	at Cleveland State.....	L, 61-69
Dec. 21	at Stetson.....	W, 72-54
Dec. 23	at Central Florida.....	W, 83-74
Dec. 30	Wright State.....	W, 69-63
Jan. 2	Central Connecticut*.....	W, 68-47
Jan. 6	at Valparaiso*.....	L, 46-57
Jan. 8	at Western Illinois*.....	L, 56-67
Jan. 11	Troy State*.....	L, 63-72
Jan. 13	UMKC*.....	L, 71-73
Jan. 18	Siena.....	W, 70-65
Jan. 22	at Buffalo.....	L, 48-70
Jan. 25	at NE Illinois*.....	L, 70-76
Jan. 27	at Chicago State*.....	W, 92-82
Feb. 1	Western Illinois*.....	L, 56-72
Feb. 3	Valparaiso*.....	W, 66-64
Feb. 6	at UMKC*.....	W, 68-59
Feb. 8	at Troy State*.....	L, 64-70
Feb. 12	Buffalo*.....	L, 59-67
Feb. 15	Chicago State*.....	L, 69-74
Feb. 17	NE Illinois*.....	L, 48-55
Feb. 24	at Central Connecticut*.....	L, 52-60
March 2	vs. Western Illinois^.....	L, 64-66
	*Mid-Continent Conference Game	
	^Mid-Con Tournament (Moline, Ill.)	

1997-98

20-9 • 11-5 Mid-Con

Nov. 15	at Saint Francis (Pa.).....	L, 46-60
Nov. 18	Slippery Rock.....	W, 86-54
Nov. 29	at Duquesne.....	W, 76-73
Dec. 3	Fairleigh Dickinson.....	L, 69-75
Dec. 6	at UMKC*.....	W, 75-60
Dec. 15	Central State.....	W, 103-63
Dec. 17	Loyola (Ill.).....	W, 80-68
Dec. 20	at Niagara.....	W, 63-60
Dec. 22	Saint Francis (Pa.).....	W, 75-69
Dec. 29	vs. Troy State#.....	W, 75-54
Dec. 30	at Toledo#.....	L, 51-54
Jan. 3	NE Illinois*.....	W, 74-53
Jan. 5	Chicago State*.....	W, 90-63
Jan. 8	at Oral Roberts*.....	L, 81-104
Jan. 10	at Southern Utah*.....	L, 80-86
Jan. 14	Buffalo*.....	W, 81-62
Jan. 19	at Western Illinois*.....	W, 71-52

Jan. 24	at Valparaiso*.....	W, 69-66
Jan. 29	at Chicago State*.....	W, 77-70
Jan. 31	at NE Illinois*.....	W, 73-69
Feb. 5	Southern Utah*.....	W, 66-50
Feb. 7	Oral Roberts*.....	W, 90-69
Feb. 14	at Buffalo*.....	L, 57-72
Feb. 16	UMKC*.....	W, 69-47
Feb. 19	Valparaiso*.....	L, 68-70
Feb. 23	Western Illinois*.....	L, 57-66
March 1	vs. UMKC^.....	W, 75-59
March 2	vs. Oral Roberts^.....	W, 74-60
March 3	vs. Valparaiso^.....	L, 48-67
	#MVP Classic (Toledo, Ohio)	
	*Mid-Continent Conference Game	
	^Mid-Continent Tournament (Moline, Ill.)	

1998-99

14-14 • 9-5 Mid-Con

Nov. 18	at Kent.....	L, 56-67
Nov. 20	Slippery Rock.....	W, 69-40
Nov. 24	at Hofstra.....	L, 62-65
Nov. 28	at Loyola (Chicago).....	W, 66-64
Dec. 3	at Southern Utah*.....	L, 53-65
Dec. 11	vs. Idaho#.....	L, 67-68
Dec. 12	vs. St. Mary's (Calif.)#.....	L, 53-88
Dec. 16	at Fairleigh Dickinson.....	W, 74-71
Dec. 19	Montana.....	L, 74-81
Dec. 22	Hofstra.....	L, 59-61
Jan. 2	IUPUI*.....	W, 68-44
Jan. 4	Oakland.....	W, 71-55
Jan. 7	at Western Illinois*.....	L, 70-81
Jan. 9	at Valparaiso*.....	L, 76-83
Jan. 16	Oral Roberts*.....	W, 76-69
Jan. 18	UMKC*.....	W, 61-58
Jan. 21	Western Illinois*.....	L, 74-79
Jan. 23	at Oakland.....	L, 87-89
Jan. 27	Central State.....	L, 55-58
Jan. 30	at IUPUI*.....	W, 64-42
Feb. 4	Chicago State*.....	W, 55-45
Feb. 6	Southern Utah*.....	W, 75-57
Feb. 11	at Chicago State*.....	W, 75-58
Feb. 13	Valparaiso*.....	W, 61-60
Feb. 18	at Oral Roberts*.....	L, 68-72
Feb. 20	at UMKC*.....	W, 85-62
Feb. 28	vs. Southern Utah^.....	W, 78-56
March 1	vs. Oral Roberts^.....	L, 58-72
	#Montana Power Classic (Missoula, Mont.)	
	*Mid-Continent Conference Game	
	^Mid-Continent Tournament (Moline, Ill.)	

1999-2000

12-16 • 9-7 Mid-Con

Nov. 19	Slippery Rock.....	W, 92-71
Nov. 20	at No. 1 Cincinnati.....	L, 67-94
Nov. 23	at Kent.....	L, 56-78
Nov. 29	at Western Michigan.....	L, 71-78
Dec. 2	Southern Utah*.....	W, 76-72
Dec. 4	vs. Kent%.....	L, 53-72
Dec. 14	Niagara.....	L, 77-82
Dec. 17	at Montana.....	L, 83-103
Dec. 20	Toledo.....	L, 57-63
Dec. 22	Saint Francis (Pa.).....	L, 69-72
Dec. 29	vs. Tennessee State&.....	W, 80-73
Dec. 30	at Chattanooga&.....	W, 62-58
Jan. 6	at IUPUI*.....	W, 43-41
Jan. 8	at Oakland*.....	L, 66-85
Jan. 13	Western Illinois*.....	W, 76-59
Jan. 15	Valparaiso*.....	W, 55-49
Jan. 20	at UMKC*.....	W, 66-61
Jan. 22	at Oral Roberts*.....	L, 63-79
Jan. 27	at Western Illinois*.....	W, 59-58
Jan. 29	Oakland*.....	W, 68-65
Feb. 5	IUPUI*.....	L, 48-55
Feb. 10	at Chicago State*.....	W, 70-65
Feb. 12	at Southern Utah*.....	L, 76-85
Feb. 17	Chicago State*.....	W, 66-58



ALL-TIME SCORES

Feb. 19 at Valparaiso*.....L, 57-65
 Feb. 24 Oral Roberts*.....L, 80-83
 Feb. 26 UMKC*.....L, 81-83
 March 5 vs. Oral Roberts^.....L, 59-67
 %BCA Classic (Columbus, Ohio)
 &Dr. Pepper Classic (Chattanooga, Tenn.)
 *Mid-Continent Conference Game
 ^Mid-Con Tournament (Moline, Ill.)

2000-01

19-11 • 11-5 Mid-Con

Nov. 18 at Saint Francis (Pa.).....W, 64-63
 Nov. 20 Slippery Rock.....W, 85-59
 Nov. 25 Clarion.....W, 78-58
 Nov. 28 Western Michigan.....W, 64-52
 Nov. 30 at Oakland*.....L, 62-63
 Dec. 2 at Oral Roberts*.....W, 63-62
 Dec. 6 at Kent State.....L, 55-76
 Dec. 9 at Boston College.....L, 65-93
 Dec. 16 Detroit.....L, 53-54
 Dec. 20 vs. No. 22 Cincinnati#.....L, 65-74
 Dec. 21 vs. Florida Atlantic#.....W, 72-53
 Dec. 22 vs. Northern Iowa\$.....W, 79-76
 Dec. 29 vs. Northern Iowa\$.....W, 54-46
 Dec. 30 at UW-Green Bay\$.....L, 58-66
 Jan. 2 at Robert Morris.....W, 69-56
 Jan. 4 UMKC*.....W, 75-63
 Jan. 6 at IUPUI*.....W, 73-71
 Jan. 11 at Valparaiso*.....L, 51-60
 Jan. 13 Southern Utah*.....W, 73-67
 Jan. 18 Western Illinois*.....W, 84-71
 Jan. 20 Chicago State*.....W, 71-68
 Jan. 25 at Western Illinois*.....L, 116-121
 Jan. 27 IUPUI*.....W, 82-78
 Feb. 1 at Chicago State*.....W, 81-64
 Feb. 8 Oral Roberts*.....W, 82-70
 Feb. 10 Valparaiso*.....L, 68-82
 Feb. 15 at Southern Utah*.....L, 58-85
 Feb. 17 at UMKC*.....W, 75-69
 Feb. 22 Oakland*.....W, 88-84
 March 4 vs. Oral Roberts^.....L, 70-73
 #Puerto Rico Holiday Classic (San Juan, P.R.)
 \$Ouedia Classic (Green Bay, Wis.)
 *Mid-Continent Conference Game
 ^Mid-Con Tournament (Fort Wayne, Ind.)

2001-02

5-23 • 2-14 Horizon League

Nov. 17 at Evansville.....L, 64-87
 Nov. 20 Slippery Rock.....W, 99-67
 Nov. 25 at DePaul.....L, 69-107
 Nov. 29 at Valparaiso.....L, 50-80
 Dec. 1 at Chicago State.....L, 72-81
 Dec. 8 at Toledo.....L, 65-79
 Dec. 15 Kent State.....W, 75-70
 Dec. 19 Robert Morris.....L, 80-87
 Dec. 22 at UMKC.....L, 53-68
 Dec. 30 at Western Illinois.....L, 79-84
 Jan. 2 UW-Milwaukee*.....L, 55-77
 Jan. 5 Wright State*.....W, 87-80
 Jan. 10 at Cleveland State*.....L, 58-71
 Jan. 12 Butler*.....L, 50-68
 Jan. 17 Detroit*.....L, 51-66
 Jan. 19 at Loyola*.....L, 63-72
 Jan. 21 at Illinois-Chicago*.....L, 69-85
 Jan. 28 at UW-Green Bay*.....L, 50-53
 Jan. 31 at Wright State*.....L, 69-76
 Feb. 2 Loyola*.....L, 55-75
 Feb. 4 Illinois-Chicago*.....L, 57-63
 Feb. 9 at UW-Milwaukee*.....L, 76-96
 Feb. 14 Cleveland State*.....L, 48-58
 Feb. 16 at Butler*.....L, 50-75
 Feb. 18 at Detroit*.....L, 52-63
 Feb. 21 UW-Green Bay*.....W, 69-55
 Feb. 23 IPFW.....W, 78-71

March 1 vs. UW-Green Bay^.....L, 65-86
 *Horizon League Game
 ^Horizon League Tournament (Cleveland)

2002-03

9-20 • 4-12 Horizon League

Nov. 22 at Indiana State.....L, 56-63
 Nov. 26 Slippery Rock.....W, 73-52
 Nov. 30 Toledo.....W, 69-61
 Dec. 4 at Saint Francis (Pa.).....L, 56-70
 Dec. 7 Buffalo.....W, 63-48
 Dec. 13 Shawnee State.....W, 84-69
 Dec. 18 at Duquesne.....L, 56-61
 Dec. 21 at UMKC.....L, 59-71
 Dec. 28 Niagara.....L, 58-66
 Dec. 31 at Loyola*.....L, 59-76
 Jan. 6 at Oakland.....L, 70-75
 Jan. 9 Cleveland State*.....W, 57-55
 Jan. 11 at UW-Milwaukee*.....L, 56-74
 Jan. 13 Wright State*.....W, 66-60
 Jan. 18 at Butler*.....L, 60-64
 Jan. 23 Detroit*.....L, 49-57
 Jan. 25 Illinois-Chicago*.....L, 76-78
 Jan. 29 UW-Green Bay*.....W, 77-76
 Feb. 1 at Wright State*.....L, 68-80
 Feb. 6 Loyola*.....W, 65-63
 Feb. 8 at IPFW.....L, 63-65
 Feb. 13 at Cleveland State*.....L, 76-86
 Feb. 15 UW-Milwaukee*.....L, 61-86
 Feb. 19 at UW-Green Bay*.....L, 53-69
 Feb. 22 Butler*.....L, 60-69
 Feb. 27 at Detroit*.....L, 52-86
 March 1 at Illinois-Chicago*.....L, 47-73
 March 4 at UW-Green Bay^.....W, 65-61
 March 7 vs. Illinois-Chicago^.....L, 59-79
 *Horizon League Game
 ^Horizon League Tournament

2003-04

8-20 • 4-12 Horizon League

Nov. 22 at Niagara.....L, 80-89
 Nov. 26 at Toledo.....L, 74-78
 Nov. 29 Saint Francis (Pa.).....W, 77-61
 Dec. 1 at Boston U.....L, 61-83
 Dec. 3 Slippery Rock.....W, 106-69
 Dec. 6 at Buffalo.....L, 66-86
 Dec. 13 at No. 20 Pittsburgh.....L, 42-57
 Dec. 18 Wright State*.....L, 59-69
 Dec. 20 Oakland.....L, 67-70
 Dec. 22 UMKC.....W, 73-65
 Jan. 3 at Loyola*.....L, 78-85
 Jan. 5 at Illinois-Chicago*.....L, 47-66
 Jan. 8 at UW-Green Bay*.....L, 52-62
 Jan. 10 Cleveland State*.....W, 86-82
 Jan. 15 at UW-Milwaukee*.....L, 74-80
 Jan. 21 Butler*.....L, 66-67
 Jan. 24 at Cleveland State*.....W, 61-59
 Jan. 29 Loyola*.....W, 76-75
 Jan. 31 IPFW.....W, 71-61
 Feb. 5 at Detroit*.....L, 43-64
 Feb. 7 UW-Green Bay*.....L, 70-73
 Feb. 12 Illinois-Chicago*.....L, 58-62
 Feb. 14 UW-Milwaukee*.....W, 85-84
 Feb. 19 at Wright State*.....L, 61-81
 Feb. 21 at Bowling Green.....L, 64-76
 Feb. 25 at Butler*.....L, 76-81
 Feb. 28 Detroit*.....L, 46-56
 March 2 at Butler^.....L, 57-88
 *Horizon League Game
 ^Horizon League Tournament

2004-05

5-23 • 2-14 Horizon League

Nov. 21 Lock Haven.....W, 70-56
 Nov. 23 Slippery Rock.....W, 78-60
 Nov. 27 Boston U.....L, 55-71

Dec. 3 at SMS#.....L, 52-88
 Dec. 4 vs. SE Louisiana#.....L, 55-77
 Dec. 11 Bowling Green.....L, 59-81
 Dec. 14 Siena.....L, 78-79
 Dec. 18 at Wright State*.....L, 51-72
 Dec. 21 Loyola*.....W, 76-68
 Dec. 29 Saint Francis (Pa.).....L, 56-70
 Dec. 31 at Duquesne.....L, 54-78
 Jan. 3 UIC*.....L, 56-62
 Jan. 6 at UW-Green Bay*.....L, 55-78
 Jan. 8 at Cleveland State*.....L, 62-78
 Jan. 12 UW-Milwaukee*.....L, 42-65
 Jan. 15 at IPFW.....L, 59-79
 Jan. 19 at Butler*.....L, 37-50
 Jan. 22 Cleveland State*.....L, 77-78
 Jan. 26 at Loyola*.....L, 50-71
 Feb. 3 Detroit*.....W, 59-55
 Feb. 5 UW-Green Bay*.....L, 49-78
 Feb. 10 at UIC*.....L, 65-71
 Feb. 12 at UW-Milwaukee*.....L, 67-90
 Feb. 16 Wright State*.....L, 64-71
 Feb. 19 Eastern Michigan.....W, 74-60
 Feb. 23 Butler*.....L, 59-79
 Feb. 26 at Detroit*.....L, 47-62
 March 1 at Loyola^.....L, 76-79
 *Horizon League Game
 ^Horizon League Tournament
 #Price Cutter Classic (Springfield, Mo.)

2005-06

7-21 • 4-12 Horizon League

Nov. 19 at Saint Francis (Pa.).....L, 58-71
 Nov. 23 Slippery Rock.....W, 95-53
 Nov. 26 at Akron.....L, 62-67
 Nov. 30 Kent State.....L, 69-77
 Dec. 4 at Marshall.....L, 70-73
 Dec. 7 at Eastern Michigan.....L, 71-77
 Dec. 10 at St. Bonaventure.....L, 58-66
 Dec. 17 Duquesne.....W, 72-51
 Dec. 21 James Madison.....W, 72-65
 Dec. 28 at Siena.....L, 67-75
 Dec. 31 at UIC*.....L, 84-85
 Jan. 2 at Loyola*.....W, 84-76
 Jan. 5 UW-Green Bay*.....W, 95-70
 Jan. 7 at Detroit*.....L, 63-68
 Jan. 12 Wright State*.....L, 60-64
 Jan. 14 Cleveland State*.....L, 50-63
 Jan. 21 Butler*.....W, 64-62
 Jan. 26 UW-Milwaukee*.....L, 70-78
 Jan. 28 at Cleveland State*.....W, 68-63
 Jan. 30 at Wright State*.....L, 67-81
 Feb. 2 UIC*.....L, 63-70
 Feb. 9 at UW-Milwaukee*.....L, 57-98
 Feb. 11 at UW-Green Bay*.....L, 58-80
 Feb. 15 Detroit*.....L, 54-65
 Feb. 18 at Canisius.....L, 68-75
 Feb. 22 at Butler*.....L, 64-72
 Feb. 25 Loyola*.....L, 84-87
 Feb. 28 at Loyola^.....L, 61-76
 *Horizon League Game
 ^Horizon League Tournament

2006-07

14-17 • 7-9 Horizon League

Nov. 8 vs. Central Michigan&.....W, 74-50
 Nov. 9 at Michigan State&.....L, 61-86
 Nov. 13 at Duquesne.....L, 75-81
 Nov. 19 Slippery Rock.....W, 95-57
 Nov. 22 at Michigan.....L, 56-65
 Nov. 24 at No. 3 Ohio State.....L, 57-91
 Nov. 28 Canisius.....L, 59-71
 Dec. 2 at UIC*.....L, 64-80
 Dec. 5 Lock Haven.....W, 70-36
 Dec. 10 at UW-Milwaukee*.....W, 68-65
 Dec. 16 at Robert Morris.....L, 78-79
 Dec. 19 at James Madison.....W, 78-58

Dec. 22 at Kent State.....W, 62-58
 Dec. 30 Loyola*.....W, 76-71
 Jan. 2 Akron.....L, 61-70
 Jan. 6 at Detroit*.....L, 51-66
 Jan. 11 UW-Green Bay*.....L, 49-59
 Jan. 13 UW-Milwaukee*.....W, 81-63
 Jan. 17 at No. 15 Butler*.....L, 39-67
 Jan. 20 Cleveland State*.....W, 68-63
 Jan. 24 at Wright State*.....L, 49-62
 Jan. 29 at Loyola*.....L, 68-80
 Jan. 31 No. 11 Butler*.....L, 58-71
 Feb. 3 UIC*.....W, 92-87
 Feb. 8 at UW-Green Bay*.....L, 46-55
 Feb. 14 Detroit*.....W, 82-70
 Feb. 17 Eastern Kentucky.....W, 66-61
 Feb. 22 Wright State*.....W, 72-57
 Feb. 24 at Cleveland State*.....L, 55-68
 Feb. 27 Detroit^.....W, 82-80
 March 2 vs. UW-Green Bay^%.....L, 55-72
 *Horizon League Game
 ^Horizon League Tournament
 %at Dayton, Ohio
 &2K Sports College Hoops Classic

2007-08

9-21 • 5-13 Horizon League

Nov. 12 at No. 2 UCLA&.....L, 52-83
 Nov. 13 vs. Weber State&.....W, 69-66
 Nov. 16 Lock Haven.....W, 95-55
 Nov. 24 at Notre Dame.....L, 75-87
 Nov. 28 at Saint Francis (Pa.).....W, 70-65
 Dec. 1 at Eastern Kentucky.....L, 50-61
 Dec. 5 Kent State.....L, 52-59
 Dec. 8 at Cleveland State*.....L, 54-77
 Dec. 17 Robert Morris.....L, 71-74
 Dec. 21 at Akron.....L, 59-79
 Dec. 29 Slippery Rock.....W, 77-63
 Jan. 3 UIC*.....W, 80-68
 Jan. 5 Loyola*.....W, 71-61
 Jan. 7 Milwaukee*.....L, 39-61
 Jan. 10 at Wright State*.....L, 55-66
 Jan. 12 at Detroit*.....W, 70-66
 Jan. 17 Valparaiso*.....L, 61-67
 Jan. 19 No. 12 Butler*.....L, 69-78
 Jan. 24 at Milwaukee*.....L, 69-76
 Jan. 26 at Green Bay*.....L, 58-66
 Jan. 31 at Loyola*.....L, 68-69
 Feb. 2 at UIC*.....L, 72-86
 Feb. 7 Detroit*.....W, 55-48
 Feb. 9 Wright State*.....L, 47-50
 Feb. 14 at No. 9 Butler*.....L, 73-89
 Feb. 16 at Valparaiso*.....L, 58-77
 Feb. 20 Green Bay*.....W, 76-73
 Feb. 23 at Buffalo.....L, 82-95
 March 1 Cleveland State*.....L, 58-65
 March 4 at UIC^.....L, 59-70
 *Horizon League Game
 ^Horizon League Tournament
 & O'Reilly Auto Parts CBE Classic

2008-09

11-19 • 7-11 Horizon League

Nov. 15 Buffalo.....L, 62-70
 Nov. 18 at Maryland.....L, 49-73
 Nov. 22 Allegheny.....W, 96-59
 Nov. 25 at Robert Morris.....L, 72-74
 Nov. 29 Saint Francis (Pa.).....L, 65-66
 Dec. 4 Valparaiso*.....L, 57-68
 Dec. 6 Butler*.....L, 71-79
 Dec. 15 at Kent State.....L, 74-82
 Dec. 19 at High Point.....W, 64-61
 Dec. 21 at Charlotte.....L, 80-100
 Dec. 29 Lock Haven.....W, 81-60
 Jan. 1 at Detroit*.....W, 80-78
 Jan. 3 at Wright State*.....L, 59-60
 Jan. 8 UIC*.....W, 80-70



ALL-TIME SCORES

Jan. 10	Loyola*	L, 57-68
Jan. 15	at Milwaukee*	L, 50-69
Jan. 17	at Green Bay*	L, 61-78
Jan. 23	Cleveland State*	W, 64-60
Jan. 26	Akron.....	L, 53-67
Jan. 29	Wright State*	L, 61-67
Jan. 31	Detroit*	L, 64-68
Feb. 5	at Loyola*	W, 60-49
Feb. 7	at UIC*	W, 68-60
Feb. 12	Green Bay*	W, 77-73
Feb. 14	Milwaukee*	W, 70-68
Feb. 18	at Cleveland State*	L, 54-58
Feb. 21	Saint Peter's (N.J.).....	W, 68-64
Feb. 26	at Butler*	L, 57-78
Feb. 28	at Valparaiso*	L, 59-67
March 3	UIC^	L, 68-73

*Horizon League Game

^Horizon League Tournament

2009-10

8-22 • 2-16 Horizon League

Nov. 13	at Xavier.....	L, 75-83
Nov. 15	Hiram.....	W, 81-41
Nov. 18	Kent State.....	L, 61-70
Nov. 21	at Saint Peter's (N.J.).....	W, 68-56
Nov. 24	Geneva.....	W, 88-47
Nov. 28	at Pitt.....	L, 56-72
Dec. 3	at Detroit*	L, 71-82
Dec. 5	at Wright State*	L, 54-67
Dec. 16	at Saint Francis (Pa.).....	W, 74-65
Dec. 19	at Green Bay*	L, 67-75
Dec. 22	High Point.....	W, 82-69
Dec. 30	Robert Morris.....	L, 72-67
Jan. 2	Cleveland State*	L, 48-70
Jan. 7	UIC*	W, 76-67
Jan. 9	Loyola*.....	W, 71-67
Jan. 14	at Valparaiso*	L, 66-70
Jan. 16	at No. 22 Butler*.....	L, 61-91
Jan. 22	Milwaukee*	L, 59-69
Jan. 24	Green Bay*.....	L, 55-69
Jan. 27	North Carolina Central.....	W, 70-57
Jan. 30	at Cleveland State*.....	L, 69-77
Feb. 4	at Loyola*.....	L, 85-92
Feb. 6	at UIC*.....	L, 68-74
Feb. 11	No. 15 Butler*.....	L, 57-68
Feb. 13	Valparaiso*.....	L, 75-77
Feb. 15	at Milwaukee*	L, 62-64
Feb. 20	at UC-Riverside.....	L, 60-62
Feb. 25	Wright State*.....	L, 73-76
Feb. 27	Detroit*.....	L, 54-62
March 3	at Green Bay^.....	L, 67-81

*Horizon League Game

^Horizon League Tournament

2010-11

9-21 • 2-16 Horizon League

Nov. 12	Samford.....	W, 64-61
Nov. 16	Buffalo.....	W, 64-53
Nov. 20	at Akron.....	L, 84-91
Nov. 24	Toledo.....	W, 73-67
Nov. 27	Saint Francis (Pa.).....	W, 91-63
Dec. 2	at Milwaukee*	L, 67-76
Dec. 4	at Green Bay*	L, 59-74
Dec. 11	at Robert Morris.....	L, 60-90
Dec. 13	Malone.....	W, 78-62
Dec. 16	at NC State.....	L, 50-67
Dec. 21	at Kent State.....	L, 58-71
Dec. 30	UIC*.....	W, 71-69
Jan. 1	Loyola*.....	L, 53-83
Jan. 7	at Valparaiso*.....	L, 55-79
Jan. 9	at Butler*.....	L, 79-84
Jan. 11	Wilberforce.....	W, 86-51
Jan. 15	Cleveland State*.....	L, 51-61
Jan. 20	Wright State*.....	L, 62-66
Jan. 22	Detroit*.....	L, 69-73
Jan. 27	at Loyola*.....	L, 71-84

Jan. 29	at UIC*.....	L, 61-83
Feb. 3	Butler*.....	W, 62-60
Feb. 5	Valparaiso*.....	L, 78-86
Feb. 7	at Wright State*.....	L, 70-74
Feb. 12	at Cleveland State*.....	L, 76-86
Feb. 16	at Detroit*	L, 79-91
Feb. 19	Bowling Green.....	W, 83-76
Feb. 24	Green Bay*.....	L, 60-71
Feb. 26	Milwaukee*.....	L, 87-94
March 1	at Valparaiso^.....	L, 71-80

*Horizon League Game

^Horizon League Tournament

2011-12

16-15 • 10-8 Horizon League

Nov. 12	at Samford.....	W, 76-69
Nov. 15	Notre Dame (Ohio).....	W, 80-62
Nov. 18	UC-Riverside.....	W, 53-49
Nov. 23	at Penn State.....	L, 71-82
Nov. 26	at Saint Francis (Pa.).....	W, 60-59
Dec. 1	at Detroit*	W, 64-61
Dec. 3	at Wright State*	L, 62-63
Dec. 6	Fredonia State.....	W, 69-35
Dec. 10	at Buffalo.....	L, 72-80
Dec. 17	at Toledo.....	L, 77-86
Dec. 19	at Akron.....	L, 62-88
Dec. 22	Robert Morris.....	L, 56-59
Dec. 31	at Cleveland State*.....	W, 73-67
Jan. 5	Loyola*.....	W, 68-64
Jan. 7	UIC*.....	W, 71-50
Jan. 13	at Valparaiso*.....	L, 62-76
Jan. 15	at Butler*.....	L, 55-71
Jan. 20	Milwaukee*.....	W, 68-66
Jan. 22	Green Bay*.....	W, 77-47
Jan. 28	Cleveland State*.....	L, 47-67
Jan. 31	at Milwaukee*.....	W, 73-65
Feb. 2	at UIC*.....	L, 68-72
Feb. 5	at Loyola*.....	W, 80-63
Feb. 9	Butler*.....	L, 59-68
Feb. 11	Valparaiso*.....	W, 71-53
Feb. 14	at Green Bay*.....	L, 65-71
Feb. 18	at Austin Peay.....	L, 68-71
Feb. 23	Wright State*.....	W, 61-54
Feb. 25	Detroit*.....	L, 74-76
Feb. 28	Green Bay^.....	W, 77-60
March 2	vs. Detroit^.....	L, 76-93

*Horizon League Game

^Horizon League Tournament

2012-13

18-16 • 7-9 Horizon League

Nov. 10	at George Washington.....	W, 80-73
Nov. 12	at Georgia.....	W, 68-56
Nov. 16	Saint Francis (Pa.).....	W, 76-06
Nov. 19	vs. North Dakota State\$.....	L, 80-83
Nov. 20	vs. James Madison\$.....	L, 68-69
Nov. 21	at Duquesne\$.....	L, 74-84
Nov. 28	Kent State.....	L, 78-85
Dec. 1	at Bowling Green.....	W, 58-49
Dec. 6	Geneva.....	W, 93-50
Dec. 8	Hiram%.....	W, 71-44
Dec. 18	at USF.....	L, 54-72
Dec. 21	at Bethune-Cookman.....	W, 67-51
Dec. 29	Marygrove.....	W, 93-52
Jan. 2	at UIC*.....	L, 60-65
Jan. 5	at Loyola*.....	W, 68-66
Jan. 10	Detroit*.....	L, 60-101
Jan. 17	at Green Bay*.....	L, 58-67
Jan. 19	at Milwaukee*.....	W, 75-72
Jan. 23	Wright State*.....	W, 68-60
Jan. 26	Cleveland State*.....	W, 73-59
Jan. 30	Valparaiso*.....	W, 80-68
Feb. 1	at Detroit*.....	L, 77-88
Feb. 5	at Cleveland State*.....	L, 60-66
Feb. 7	Loyola*.....	W, 60-59
Feb. 10	UIC*.....	L, 83-88

Feb. 15	Milwaukee*.....	W, 94-80
Feb. 17	Green Bay*.....	L, 54-71
Feb. 23	Central Michigan.....	W, 86-75
Feb. 26	at Valparaiso*.....	L, 64-73
March 2	at Wright State*.....	L, 45-72
March 5	Loyola^.....	W, 62-60
March 8	vs. Wright State^.....	L, 59-66
March 19	Oakland&.....	W, 99-87
March 23	Canisius&.....	L, 82-84

*Horizon League Game

^Horizon League Tournament

\$Progressive Legends Classic Game

%Game at the Covelli Centre

&CIT Game

2013-14

15-17 • 6-10 Horizon League

Nov. 8	at Kennesaw State.....	W, 73-57
Nov. 9	vs. FIU.....	W, 74-72
Nov. 10	vs. Eastern Kentucky.....	W, 75-67
Nov. 14	Warren Wilson.....	W, 104-58
Nov. 17	at UMass.....	L, 69-85
Nov. 20	Thiel.....	W, 82-58
Nov. 23	Westminster.....	W, 108-57
Nov. 27	at Kent State.....	L, 79-83
Nov. 30	Austin Peay.....	L, 86-88
Dec. 4	Robert Morris.....	W, 84-76
Dec. 7	at Kansas City.....	L, 80-88
Dec. 14	at Pittsburgh.....	L, 73-91
Dec. 17	Bethune-Cookman.....	W, 71-59
Dec. 21	at St. John's.....	L, 87-96
Dec. 29	South Dakota.....	W, 85-59
Jan. 2	at Milwaukee*.....	L, 76-82
Jan. 4	at Green Bay*.....	L, 69-85
Jan. 7	at UIC*.....	W, 75-62
Jan. 13	Cleveland State*.....	W, 67-66
Jan. 18	Detroit*.....	W, 77-63
Jan. 23	Valparaiso*.....	L, 71-74
Jan. 25	Wright State*.....	W, 68-67
Jan. 31	at Oakland*.....	L, 85-86
Feb. 5	at Wright State*.....	L, 67-77
Feb. 9	at Detroit*.....	L, 81-83
Feb. 13	Green Bay*.....	L, 40-71
Feb. 15	UIC*.....	W, 59-56
Feb. 20	Milwaukee*.....	W, 88-83
Feb. 22	at Valparaiso*.....	L, 66-68
Feb. 25	at Cleveland State*.....	L, 69-70
March 1	Oakland*.....	L, 81-87
March 4	at Oakland^.....	L, 92-96

*Horizon League Game

^Horizon League Tournament

2014-15

11-21 • 2-14 Horizon League

Nov. 15	Kent State.....	L, 61-69
Nov. 16	Oberlin.....	W, 71-53
Nov. 18	at Central Michigan.....	L, 63-75
Nov. 21	at Eastern Michigan.....	L, 62-71
Nov. 22	vs. Longwood.....	W, 82-72
Nov. 23	vs. UNC-Greensboro.....	W, 76-67
Nov. 26	UMKC.....	W, 66-63
Nov. 29	at Illinois State.....	L, 73-85
Dec. 2	at Robert Morris.....	W, 89-81
Dec. 5	at South Dakota.....	W, 87-79
Dec. 7	Thiel.....	W, 70-45
Dec. 13	at Texas A&M.....	L, 63-81
Dec. 17	Kennesaw State.....	L, 84-90
Dec. 19	Wilberforce.....	W, 92-71
Dec. 31	Northern Kentucky.....	W, 78-74
Jan. 2	at UIC*.....	L, 71-77
Jan. 4	at Valparaiso*.....	L, 64-79
Jan. 8	Wright State*.....	L, 61-70
Jan. 11	at Green Bay*.....	L, 67-82
Jan. 14	at Milwaukee*.....	L, 62-77
Jan. 17	Cleveland State*.....	L, 61-74
Jan. 20	Valparaiso*.....	L, 62-77

Jan. 24	UIC*.....	W, 77-64
Jan. 29	at Detroit*.....	L, 87-93
Feb. 1	Oakland*.....	L, 80-96
Feb. 4	at Cleveland State*.....	L, 60-73
Feb. 11	Green Bay*.....	L, 62-63
Feb. 15	at Wright State*.....	W, 74-69
Feb. 21	Detroit*.....	L, 70-83
Feb. 25	at Oakland*.....	L, 71-82
Feb. 28	Milwaukee*.....	L, 74-82
March 3	at Detroit^.....	L, 67-77

*Horizon League Game

^Horizon League Tournament

2015-16

11-21 • 6-12 Horizon League

Nov. 14	at Kent State.....	L, 70-79
Nov. 18	Toledo.....	L, 78-100
Nov. 21	at FGCU.....	L, 101-104
Nov. 22	vs. Bowling Green.....	L, 72-79
Nov. 23	vs. North Dakota.....	W, 79-69
Nov. 25	Thiel.....	W, 69-55
Nov. 28	at Niagara.....	W, 88-70
Dec. 2	Robert Morris.....	W, 65-58
Dec. 4	American.....	L, 56-60
Dec. 12	at Purdue.....	L, 64-95
Dec. 15	Geneva.....	W, 99-58
Dec. 19	at Michigan.....	L, 46-105
Dec. 21	at Notre Dame.....	W, 78-87
Jan. 2	at Detroit*.....	L, 87-96
Jan. 4	at Oakland*.....	W, 100-98
Jan. 7	Milwaukee*.....	L, 65-81
Jan. 9	Green Bay*.....	W, 103-93
Jan. 14	at Northern Kentucky*.....	L, 64-84
Jan. 16	at Wright State*.....	L, 45-81
Jan. 18	Valparaiso*.....	L, 65-96
Jan. 24	vs. Cleveland State*\$.....	W, 70-55
Jan. 28	at UIC*.....	W, 82-78
Jan. 30	at Valparaiso*.....	L, 68-97
Feb. 4	Oakland*.....	L, 85-107
Feb. 6	Detroit*.....	L, 92-94
Feb. 13	Cleveland State*.....	L, 59-64
Feb. 16	UIC*.....	W, 92-91
Feb. 20	at Green Bay*.....	L, 90-107
Feb. 22	at Milwaukee*.....	L, 51-87
Feb. 25	Wright State*.....	L, 81-87
Feb. 27	Northern Kentucky*.....	W, 94-75
March 5	vs. Detroit^.....	L, 79-92

*Horizon League Game

^Horizon League Tournament

\$ Game at Quicken Loans Arena

2016-17

13-21 • 5-13 Horizon League

Nov. 12	Akron.....	W, 90-82
Nov. 15	at Toledo.....	L, 98-103
Nov. 18	vs. Jacksonville.....	L, 54-79
Nov. 19	at South Alabama.....	L, 75-84
Nov. 20	vs. FIU.....	W, 78-73
Nov. 22	Westminster.....	W, 97-67
Nov. 26	Canisius.....	L, 84-90
Nov. 30	at Robert Morris.....	W, 75-74
Dec. 3	Oberlin.....	W, 87-72
Dec. 6	at Michigan State.....	L, 57-77
Dec. 10	at American.....	L, 62-77
Dec. 14	Niagara.....	W, 101-97
Dec. 20	at Ohio State.....	L, 40-77
Dec. 29	Milwaukee*.....	W, 88-87
Dec. 31	Green Bay*.....	L, 77-90
Jan. 5	at Northern Kentucky*.....	L, 70-83
Jan. 7	at Wright State*.....	W, 80-75
Jan. 12	Valparaiso*.....	L, 62-78
Jan. 14	UIC*.....	L, 89-92
Jan. 16	at Detroit Mercy*.....	L, 71-87
Jan. 20	at Green Bay*.....	W, 92-89
Jan. 22	at Milwaukee*.....	L, 85-94
Jan. 28	Cleveland State*.....	W, 67-64



ALL-TIME SCORES

Feb. 2	Oakland*L, 76-90
Feb. 4	Detroit Mercy*L, 80-90
Feb. 9	at UICL, 81-84
Feb. 11	at Valparaiso*L, 72-82
Feb. 16	Wright State*L, 81-84
Feb. 18	Northern Kentucky*W, 81-77
Feb. 21	at Oakland*L, 72-101
Feb. 25	at Cleveland State*L, 55-69
March 3	vs. Cleveland State^W, 84-69
March 4	vs. Oakland^W, 81-80
March 6	vs. Northern Kentucky^L, 74-84
	*Horizon League Game	
	^Horizon League Tournament	

2017-18

8-24 • 6-12 Horizon League

Nov. 11	vs. Kent StateL, 78-111
Nov. 14	FranciscanW, 134-46
Nov. 18	at CanisiusL, 84-104
Nov. 21	WestminsterW, 91-83
Nov. 24	vs. Northern ColoradoL, 67-80
Nov. 25	vs. Southern MissL, 64-71
Nov. 26	vs. South DakotaL, 53-81
Nov. 29	Robert MorrisL, 74-81
Dec. 2	at DePaulL, 73-89
Dec. 9	at ButlerL, 67-95
Dec. 18	at Idaho StateL, 62-86
Dec. 20	at Utah StateL, 74-91
Dec. 29	at IndianaL, 51-79
Jan. 1	at Cleveland State*W, 80-77
Jan. 4	Milwaukee*W, 72-63
Jan. 6	Green Bay*W, 85-74
Jan. 10	at Oakland*L, 82-95
Jan. 12	at Detroit Mercy*L, 91-93
Jan. 15	at Wright State*L, 67-77
Jan. 18	UIC*L, 78-92
Jan. 20	IUPUI*W, 85-62
Jan. 25	at Milwaukee*L, 55-66
Jan. 27	at Green Bay*L, 67-85
Feb. 1	Northern Kentucky*L, 85-95
Feb. 3	Wright State*L, 57-83
Feb. 8	at UIC*L, 75-100
Feb. 10	at IUPUI*W, 84-80
Feb. 14	Oakland*W, 75-73
Feb. 16	Detroit Mercy*L, 84-94
Feb. 19	at Northern Kentucky*L, 51-70
Feb. 24	Cleveland State*L, 94-99
March 2	vs. Cleveland State^L, 71-72
	*Horizon League Game	
	^Horizon League Tournament	

2018-19

12-20 • 8-10 Horizon League

Nov. 6	at PittL, 53-69
Nov. 10	vs. AkronL, 69-58
Nov. 12	HeidelbergW, 106-83
Nov. 16	vs. ColumbiaW, 94-83
Nov. 17	at FordhamL, 61-67
Nov. 18	vs. FIUL, 93-102
Nov. 21	WestminsterW, 104-66
Nov. 28	at Robert MorrisL, 56-76
Dec. 1	at West VirginiaL, 72-106
Dec. 4	Central MichiganLOT3, 94-100
Dec. 8	Western MichiganL, 77-88
Dec. 15	at BinghamtonW, 58-48
Dec. 18	at Ohio StateL, 56-75
Dec. 28	Detroit Mercy*L, 66-78
Dec. 30	Oakland*L, 74-76
Jan. 3	at Green Bay*LOT, 93-99
Jan. 5	at Milwaukee*W, 76-51
Jan. 10	at UIC*L, 63-78
Jan. 12	at IUPUI*W, 82-76
Jan. 17	Wright State*L, 74-80
Jan. 19	Northern Kentucky*L, 74-82
Jan. 26	at Cleveland State*L, 62-72
Jan. 31	at Oakland*W, 75-74

Feb. 2	at Detroit Mercy*W, 72-70
Feb. 7	Milwaukee*W, 72-71
Feb. 9	Green Bay*W, 96-77
Feb. 14	IUPUI*W, 75-73
Feb. 16	UIC*W, 81-73
Feb. 21	at Northern Kentucky*L, 69-76
Feb. 23	at Wright State*L, 54-82
March 2	Cleveland State*LOT, 80-89
March 6	at Oakland^L, 84-88
	*Horizon League Game	
	^Horizon League Tournament	
	Overtime Games in Italics	

2019-20

18-15 • 10-8 Horizon League

Nov. 5	ThielW, 101-53
Nov. 10	at LouisvilleL, 55-78
Nov. 15	at LouisianaL, 61-73
Nov. 19	NC CentralW, 66-60
Nov. 21	at AkronL, 60-82
Nov. 23	at USC-UpstateW, 66-61
Nov. 27	WestminsterW, 93-67
Nov. 30	at Central MichiganL, 72-88
Dec. 4	Robert MorrisW, 81-70
Dec. 7	at Western MichiganL, 64-66
Dec. 15	SEMOW, 65-50
Dec. 18	BinghamtonW, 73-55
Dec. 21	West Virginia%L, 64-75
Dec. 28	at IUPUI*W, 83-73
Dec. 30	at UIC*W, 70-64
Jan. 4	at Cleveland State*L, 74-82
Jan. 9	Oakland*W, 61-60
Jan. 11	Detroit Mercy*W, 66-64
Jan. 16	at Northern Kentucky*L, 63-88
Jan. 18	at Wright State*L, 72-79
Jan. 23	Milwaukee*L, 73-75
Jan. 25	Green Bay*W, 98-94
Jan. 30	UIC*L, 83-90
Feb. 1	IUPUI*W, 91-76
Feb. 8	Cleveland State*W, 67-55
Feb. 13	at Detroit Mercy*W, 76-72
Feb. 15	at Oakland*L, 64-72
Feb. 20	Wright State*W, 88-70
Feb. 22	Northern Kentucky*L, 59-61
Feb. 27	at Green Bay*L, 92-102
Feb. 29	at Milwaukee*W, 73-69
March 3	Milwaukee^W, 63-57
March 5	at UIC^&L, 61-67
	*Horizon League Game	
	^Horizon League Tournament	
	% at the Covelli Centre	
	& at Gentile Arena (Loyola-Chicago)	

2020-21

15-12 • 9-11 Horizon League

Dec. 9	Point ParkW, 72-52
Dec. 13	at BinghamtonW, 79-65
Dec. 14	West Virginia TechW, 80-66
Dec. 19	at Northern Kentucky*L, 64-79
Dec. 20	at Northern Kentucky*W, 70-60
Dec. 26	at Cleveland State*L, 69-87
Dec. 27	at Cleveland State*L, 74-81
Jan. 1	Green Bay*W, 84-77
Jan. 2	Green Bay*L, 69-79
Jan. 4	CarlowW, 109-56
Jan. 8	at Wright State*W, 74-72
Jan. 9	at Wright State*L, 55-93
Jan. 15	at Oakland*L, 65-82
Jan. 16	at Oakland*L, 74-81
Jan. 22	UIC*L, 65-82
Jan. 23	UIC*W, 85-77
Jan. 29	Detroit Mercy*L, 75-78
Jan. 3	Detroit Mercy*L, 72-77
Feb. 5	at Robert Morris*W, 84-78
Feb. 6	at Robert Morris*W, 70-66
Feb. 8	Rochester (Mich.)W, 60-50

Feb. 12	Purdue Fort Wayne*W, 84-70
Feb. 13	Purdue Fort Wayne*W, 72-70
Feb. 19	IUPUI*L, 70-72
Feb. 20	IUPUI*W, 77-70
Feb. 25	UIC^W, 74-58
March 2	at Oakland^L, 83-87
	*Horizon League Game	
	^Horizon League Tournament	
	Overtime Games in Italics	

2021-22

19-15 • 12-9 Horizon League

Nov. 10	at Penn StateL, 59-75
Nov. 13	at SEMOW, 97-79
Nov. 19	St. Thomas (Minn.)W, 79-75
Nov. 20	SIUEL, 66-69
Nov. 21	NiagaraL, 53-58
Dec. 2	at Milwaukee*W, 70-68
Dec. 4	at Green Bay*W, 82-58
Dec. 8	Central MichiganW, 84-77
Dec. 11	CanisiusW, 71-43
Dec. 18	WestminsterW, 83-54
Dec. 22	at West VirginiaL, 52-82
Dec. 29	DefianceW, 96-56
Jan. 1	at Oakland*L, 72-87
Jan. 5	at Robert Morris*W, 64-60
Jan. 7	Purdue Fort Wayne*L, 61-71
Jan. 9	Cleveland State*L, 80-86
Jan. 13	Northern Kentucky*L, 67-68
Jan. 15	Wright State*W, 90-87
Jan. 21	at Cleveland State*L, 61-64
Jan. 23	at Purdue Fort Wayne*L, 71-82
Jan. 27	Green Bay*W, 63-50
Jan. 29	Milwaukee*W, 86-72
Feb. 3	at IUPUI*W, 61-55
Feb. 5	at UIC*W, 66-64
Feb. 9	Oakland*W, 78-71
Feb. 11	Detroit Mercy*W, 82-69
Feb. 13	Robert Morris*L, 68-73
Feb. 17	UIC*W, 88-79
Feb. 19	IUPUI*W, 74-61
Feb. 24	at Wright State*L, 71-84
Feb. 26	at Northern Kentucky*L, 61-75
March 1	Robert Morris^L, 73-77
March 16	Morgan State&W, 70-65
March 23	at Fresno State&L, 71-80
	*Horizon League Game	
	^Horizon League Tournament	
	&The Basketball Classic	

2022-23

24-10 • 15-5 Horizon League

Nov. 7	at CanisiusW, 92-81
Nov. 9	UT-MartinW, 90-72
Nov. 13	at Notre DameL, 81-88
Nov. 15	Grace Christian (Mich.)W, 96-68
Nov. 19	vs. UC San DiegoW, 73-54
Nov. 20	at NavyL, 67-80
Nov. 26	at Western IllinoisW, 88-64
Dec. 1	at Northern Kentucky*L, 73-77
Dec. 4	at Wright State*W, 88-77
Dec. 8	WestminsterW, 117-65
Dec. 11	OhioL, 79-81
Dec. 16	SouthernW, 85-81
Dec. 21	at Central MichiganW, 76-65
Dec. 29	Cleveland State*W, 85-71
Dec. 31	Purdue Fort Wayne*L, 71-76
Jan. 5	Robert Morris*W, 78-56
Jan. 7	IUPUI*W, 105-74
Jan. 12	at Detroit Mercy*W, 84-79
Jan. 14	at Oakland*W, 85-69
Jan. 19	at Green Bay*W, 86-70
Jan. 21	at Milwaukee*L, 75-88
Jan. 27	Oakland*W, 77-73
Jan. 29	Detroit Mercy*W, 73-63
Feb. 2	Wright State*W, 91-89

Feb. 4	Northern KentuckyW, 74-56
Feb. 10	at Purdue Fort Wayne*W, 81-72
Feb. 12	at Cleveland State*L, 78-81
Feb. 16	Milwaukee*W, 87-58
Feb. 18	Green Bay*W, 95-65
Feb. 21	at Robert Morris*L, 64-83
Feb. 25	at IUPUI*W, 93-79
March 2	Detroit Mercy^W, 71-66
March 6	vs. Northern Kentucky^L, 63-75
March 15	Oklahoma State&L, 64-69
	*Horizon League Game	
	^Horizon League Tournament	
	&NIT	
	Overtime Games in Italics	

2023-24

22-10 • 14-6 Horizon League

Nov. 6	at LouisianaL, 62-72
Nov. 10	at MichiganL, 62-92
Nov. 13	Ohio ChristianW, 99-71
Nov. 17	Utah TechW, 75-68
Nov. 19	Lake ErieW, 79-57
Nov. 24	at DaytonL, 69-77
Nov. 29	Cleveland State*W, 94-69
Dec. 2	at Robert Morris*W, 71-57
Dec. 6	at OhioW, 78-72
Dec. 9	at Western MichiganW, 72-68
Dec. 14	Bethany (W.Va.)W, 107-70
Dec. 18	WestminsterW, 117-45
Dec. 21	NavyW, 75-65
Dec. 31	Oakland*L, 81-88
Jan. 4	at Northern Kentucky*L, 76-79
Jan. 7	IUPUI*W, 75-65
Jan. 10	Purdue Fort Wayne*W, 93-85
Jan. 12	Wright State*W, 81-71
Jan. 17	at Oakland*L, 67-70
Jan. 20	at Detroit Mercy*W, 105-64
Jan. 25	at IUPUI*W, 78-50
Jan. 29	Northern Kentucky*W, 82-52
Feb. 1	at Wright State*W, 88-77
Feb. 4	at Purdue Fort Wayne*L, 78-82
Feb. 8	Milwaukee*WOT, 97-85
Feb. 10	Green Bay*L, 83-84
Feb. 14	Robert MorrisW, 87-77
Feb. 17	at Cleveland State*L, 73-81
Feb. 23	at Milwaukee*WOT, 84-80
Feb. 25	at Green Bay*L, 71-59
Feb. 28	Detroit Mercy*W, 69-55
March 7	Cleveland State^L, 70-82

*Horizon League Game

^Horizon League Tournament
Overtime Games in Italics

COACH DOM ROSSELLI


In his 38 years as the head men's basketball coach at Youngstown State University, Dom Rosselli coached in 977 basketball games and won an impressive 60 percent of those contests. But besides coaching on the hardwood, he was also the Penguins' baseball coach for 27 years and was an assistant football coach for 20 years. So to say the least he was a busy man.

His main success was on the basketball court where he finished his tenure on the YSU sideline with an overall record of 589-388. He began his YSU coaching career in 1940 after graduating from Geneva College in 1939. He coached the Penguins for two seasons before World War II duty as a Captain in the U.S. Air Force took him off the court and overseas.

Upon his return from the war, Rosselli was very involved in YSU athletics. Rosselli returned to full-time duty on the basketball court as soon as he returned from the war.

He was an assistant coach on the football team before the war and when he returned in 1946 he returned to his assistant's position until 1963. He took over the Penguin baseball program and was the coach from 1948-50. In 1958, he was back with the Penguin baseball team and for the next 24 years was a fixture in the dugout. His YSU baseball coaching record was 418-219 (.656 winning percentage), including two NAIA District Championships and three appearances in the NCAA Playoffs.

All totaled as a head basketball and baseball coach Rosselli had a 1,007-607 record. A Youngstown area native, basketball was his pas-



sion.

In his 38 campaigns, YSU had eight 20-win seasons, 26 winning seasons, won 19 postseason games, appeared in four NAIA National Tournaments and nine NCAA Regional Tournaments. Rosselli earned accolades for his efforts as well being named the NCAA Division IV Coach of the Year, Ohio College Coach of the Year in 1957 and 1964 and the Italian Coach of the Year in 1958.

His most successful run as the Penguins' mentor came from 1962 through 1972. In those 10 seasons, YSU never won fewer than 17 games and did not lose more than nine contests. Four of his eight 20-win years came during that span as he owned a coaching record of 197-67.

In 1963-64, Rosselli had his most successful regular season as the Penguins won a school-record 24 games finishing with a 24-3 mark.

Twice YSU advanced to the Elite Eight of the NAIA National Tournament in 1956-57 and 1957-58. Both times the Penguins won their first two games before losing in the quarterfinals.

Rosselli's area lore began when he was a quarterback at Rayen High School in the early 1930's. After graduating he was a standout football and basketball player for Geneva College.

That first year at YSU he was an assistant on Dwight Beede's football staff and Ray Sweeney's hoops staff. Rosselli and Beede first teamed up at Geneva where Beede was the football coach.

Coach Rosselli passed away in October 2008, at the age of 93, but his legacy will live on forever.

BASKETBALL LEDGER

Year	Record	Pct.
1940-41	14-8	.636
1941-42	9-12	.429
1946-47	13-10	.565
1947-48	10-14	.416
1948-49	9-14	.391
1949-50	3-20	.130
1950-51	16-7	.696
1951-52	16-7	.696
1952-53	10-14	.417
1953-54	11-16	.407
1954-55	10-17	.370
1955-56	12-14	.462
1956-57	23-4	.852
1957-58	23-7	.767
1958-59	19-9	.679
1959-60	11-14	.440
1960-61	21-7	.750
1961-62	16-12	.571
1962-63	18-9	.667
1963-64	24-3	.889
1964-65	20-6	.769
1965-66	19-7	.731
1966-67	18-7	.720
1967-68	17-8	.680
1968-69	19-7	.731
1969-70	22-5	.815
1970-71	19-6	.760
1971-72	22-7	.759
1972-73	10-13	.435
1973-74	10-16	.385
1974-75	19-9	.679
1975-76	17-9	.654
1976-77	22-7	.759
1977-78	16-9	.640
1978-79	13-13	.500
1979-80	17-10	.630
1980-81	13-13	.500
1981-82	8-18	.308
Total	589-388	.604

BASEBALL LEDGER

Year	Record	Pct.
1948	7-5	.583
1949	8-5	.615
1950	6-4	.600
1958	11-6	.647
1959	10-6	.625
1960	8-5	.615
1961	7-5	.583
1962	5-12	.294
1963	11-4	.733
1964	19-3	.864
1965	16-6	.727
1966	16-5	.762
1967	16-6	.727
1968	19-5	.792
1969	21-10	.677
1970	24-15	.615
1971	24-9	.727
1972	20-14	.588
1973	21-11	.656
1974	22-6	.786
1975	20-15	.571
1976	21-13	.606
1977	26-8	.765
1978	15-9	.625
1979	21-5	.808
1980	13-18	.419
1981	11-18	.379
Total	418-219	.656

PENGUINS BASKETBALL A-TO-Z

Allen, Ronald and Alexander, Bruce • Allen played both basketball and baseball for the Penguins. Later went on to play Major League Baseball for the St. Louis Cardinals. Alexander held the school record in career steals until 2013-14.

Bevely, Tilman • Was inducted into the Youngstown State Athletics Hall of Fame in October 2005. Scored a YSU Division I record 55 points against Tennessee Tech on Jan. 26, 1987.

Beeghly Center • Has been the home arena for the Penguins since December 1972.

CIT • The Penguins advanced to their first Division I postseason tournament after earning a berth to the CollegelInsider.com Postseason Tournament in 2012-13.

Covington, Jeff • The program's all-time leading scorer. He had 2,424 points in his 106-game career from 1974 through 1978. He averaged 22.9 contests per game while grabbing a total of 1,381 rebounds.

Division I and II • The Penguins' first season in Division I was the 1981-82 campaign. YSU was a member of the Division II ranks from the 1960-61 season through the 1980-81 campaign. YSU appeared in nine NCAA Division II Regionals.

Ellington, Ray • Joined the basketball program for the 1991-92 season after playing on the 1991 National Championship football team as a wide receiver.

Fieldhouse, South • Where the Penguins played their home games from the 1950's through the time they moved into the Beeghly Center in 1972.

Gergely, Steve and Gaston, Phil • Both individuals scored more than 1,000 points in their YSU careers. Gergely had 1,016 points while Gaston had 1,081. Gaston was elected into the YSU Athletics Hall of Fame in 2019.

Haese, Craig • Made a then-single-season school-record 92 3-pointers during the 2000-01 season. For his career, he drilled a then-school-record 198 treys on 527 attempts, which stood as a school record for 12 years.

Independent • The Penguins were a Division I Independent from the 1988-89 season through the 1991-92 campaign. During that span, YSU played such teams as Minnesota, Clemson, South Carolina, Ohio State and Air Force.

Johnson, Billy • Ranks ninth in school history by scoring 1,726 total points for an average of 16.9 per game. He averaged 23.3 points during the 1969-70 season.

Knott, Tony • Ranks second in school history with 2,218 points. He scored 705 points during the 1955-56 season. He averaged 21.5 points per game during his career.


Lake, Herb • Recorded an incredible 1,848 rebounds during his career. He averaged 17.3 rebounds per game during his career from 1955-1959, including 20.5 in 1956-57.

Mogus, Leo • The only player in school history to go on to play professionally. He played for six seasons for seven different professional franchises from 1945-51 in the BAA and NBA. A native of Youngstown, he was also drafted by the Washington Redskins in the NFL draft following his senior season. His jersey number 40 is retired by the school.

Nigro, Joe • Scored 1,564 points and ranks 11th in school history. Averaged 16.3 points per game between 1964-65 and 1967-68.

Overtime • The Guins played a six-overtime contest against Gannon on Feb. 28, 1966. In the shot-clock era, YSU played a four-overtime contest against Siena on Dec. 14, 2004.

Peters, Dan • Coach who ranks third in school history in victories



Leo Mogus and Coach Dom Rosselli are two Penguin basketball icons.

with 78. He coached at YSU for seven seasons and was named the Mid-Con Conference Coach of the Year in 1997-98.

Quin Humphrey • First Penguin in Division I school history to be named first-team all-conference in consecutive years. Led Horizon League in scoring and rebounding in 2005-06.

Rosselli, Dom • Spent 38 years as the men's basketball coach and also served as the head baseball coach and an assistant football coach. Finished with a 589-388 overall record, including 26 winning seasons and eight 20-win campaigns.

Sulskis, Vytautas • Became the 32nd player in school history to score 1,000 career points. His 1,311 career points are the seventh most since YSU joined Division I.

Timko, Bruce and Tunstall, Ricky • Timko ranks second in school history with 551 assists. He also finished with 1,021 points in 114 career games, a then-school record. Tunstall blocked a total of 221 shots in two seasons. He had 138 in 1982-83 and 83 in 1983-84.

Underwood, Doug • Played in the early 2000's and scored more than 1,000 points. He had 1,058 in his three seasons at YSU.

Vivo, Tony • Was the first player in school history to have his jersey number (36) retired. He was a two-time captain and two-time leading scoring for the Guins.

Williamson, Marlon • Set a then school record for steals in a season with 64 during the 2002-03 campaign. Was named to the Horizon League's All-Defensive team for his efforts.

eXtra season • YSU has been within one game of making the NCAA Division I basketball tournament on two occasions. In 1985, YSU lost in the Ohio Valley Conference title game to Middle Tennessee State while in 1998, the Penguins lost to Valpo in the Mid-Con title tilt.

Yugovich, Mickey • Ranks fifth in school history by scoring 1,917 points from the 1956-57 season through the 1959-60 campaign. Also is third with 1,280 career rebounds.

Zeigler, Dave • In two years, he scored 1,288 points for YSU. He scored 623 points as a freshman and 665 points as a sophomore. He averaged 26.3 points per contest in his 49 career games.