




YOUNGSTOWN STATE MEN'S BASKETBALL

2022-23 RECORD BOOK


TABLE OF CONTENTS

<u>Hall of Fame Members</u>	<u>2-3</u>	<u>Division I Career Records</u>	<u>21-22</u>
<u>Coaching Records</u>	<u>4-5</u>	<u>Division I Season Records</u>	<u>23-25</u>
<u>Basketball Honors</u>	<u>6</u>	<u>Annual Stat Leaders</u>	<u>26-27</u>
<u>All-Conference Selections</u>	<u>7</u>	<u>Overtime Results</u>	<u>28</u>
<u>Special Honors</u>	<u>8</u>	<u>Postseason Results</u>	<u>29</u>
<u>The Beeghly Center</u>	<u>9</u>	<u>Class Records</u>	<u>30</u>
<u>Beeghly Center Breakdown</u>	<u>10</u>	<u>Year-By-Year Statistics</u>	<u>31</u>
<u>Single-Game Team Records</u>	<u>11-12</u>	<u>1,000-Point Scorers</u>	<u>32-38</u>
<u>100-Point Games</u>	<u>12</u>	<u>All-Time Letterwinners</u>	<u>39-40</u>
<u>Team Season Records</u>	<u>13</u>	<u>All-Time Series Records</u>	<u>41</u>
<u>Individual Game Records</u>	<u>14</u>	<u>Series Records By Opponent</u>	<u>42-64</u>
<u>Outstanding Performances</u>	<u>15-16</u>	<u>All-Time Results</u>	<u>65-74</u>
<u>Individual Season Records</u>	<u>17-18</u>	<u>Coach Dom Rosselli</u>	<u>75</u>
<u>Individual Career Records</u>	<u>19-20</u>	<u>YSU Basketball A-to-Z</u>	<u>76</u>


YSU ATHLETICS HALL-OF-FAME MEMBERS




Leo Mogus
Enshrined 1985




Herb Lake
Enshrined 1986




Tony Knott
Enshrined 1987




John McElroy
Enshrined 1987




Jeff Covington
Enshrined 1988




Billy Johnson
Enshrined 1988



Dave Culliver
Enshrined 1989




Mickey Yugovich
Enshrined 1989




Ron Allen
Enshrined 1990




Bob Atterholt
Enshrined 1990




Roy Kroll
Enshrined 1991




Will Teague
Enshrined 1991



Steve Gergely
Enshrined 1992



Terry Moore
Enshrined 1992



Fred Jones
Enshrined 1993




Joe Nigro
Enshrined 1993




Bruce Alexander
Enshrined 1994




Mike Magula
Enshrined 1995




John Keshock
Enshrined 1996




Ken Bergman
Enshrined 1997




Charlie Moore
Enshrined 1998



Roy Taylor
Enshrined 1999



Raymond Wise
Enshrined 2000




Bruce Timko
Enshrined 2001


YSU ATHLETICS HALL-OF-FAME MEMBERS

YSU Athletics Hall-of-Fame Inductees


Leo Mogus	1985
Herb Lake	1986
Tony Knott	1987
John McElroy	1987
Jeff Covington	1988
Billy Johnson	1988
Dave Culliver	1989
Mickey Yugovich	1989
Ron Allen	1990
Bob Atterholt	1990
Roy Kroll	1991
Will Teague	1991
Steve Gergely	1992
Terry Moore	1992
Fred "Red" Jones	1993
Joe Nigro	1993
Bruce Alexander	1994
Mike Magula	1995
John Keshock	1996
Kenneth Bergman	1997
Charley Moore	1998
Roy Taylor	1999
Raymond Wise	2000
Bruce Timko	2001
Reggie Kemp	2004
Tilman Bevely	2005
Tim Jackson	2006
Sam Jankovich	2006
Troy Williams	2007
Walter Brian	2008
Ron Smith	2009
Craig Haese	2011
Anthony Hunt	2013
Gerald Parks	2014
Quin Humphrey	2017
Tony Mitchell	2018
Phil Gaston	2019




Reggie Kemp
Enshrined 2004



Tilman Bevely
Enshrined 2005




Tim Jackson
Enshrined 2006




Sam Jankovich
Enshrined 2006




Troy Williams
Enshrined 2007




Walter Brian
Enshrined 2008




Ron Smith
Enshrined 2009




Craig Haese
Enshrined 2011




Anthony Hunt
Enshrined 2013



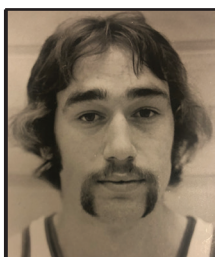
Gerald Parks
Enshrined 2014



Quin Humphrey
Enshrined 2017



Tony Mitchell
Enshrined 2018



Phil Gaston
Enshrined 2019



YEAR-BY-YEAR RECORDS

Year	Coach	Overall	Conf.	Non Conf.	Home	Away	Neut.	Conf. Tourn.	NCAA	NAIA	CIT
1927-28	Al Fairfield	2-2 (.500)	--	--	1-2	1-0	--	--	--	--	--
1928-29	Al Fairfield	8-2 (.800)	--	--	4-2	4-0	--	--	--	--	--
1929-30	Al Fairfield	6-6 (.500)	--	--	3-3	3-3	--	--	--	--	--
	3-Year Total	16-10 (.615)	--	--	8-8	8-3	--	--	--	--	--
1930-31	Jack McPhee	1-13 (.071)	--	--	1-6	0-7	--	--	--	--	--
1931-32	Jack McPhee	3-10 (.231)	--	--	2-5	1-5	--	--	--	--	--
	2-Year Total	4-23 (.148)	--	--	3-11	1-12	--	--	--	--	--
1932-33	Denton Doll	3-11 (.214)	--	--	3-4	0-7	--	--	--	--	--
	1-Year Total	3-11 (.214)	--	--	3-4	0-7	--	--	--	--	--
1933-34	Jack McPhee	6-8 (.429)	--	--	3-4	3-4	--	--	--	--	--
1934-35	Jack McPhee	11-9 (.550)	--	--	6-4	5-5	--	--	--	--	--
	2-Year Total	17-17 (.500)	--	--	9-8	8-9	--	--	--	--	--
	McPhee's 4-Year Total	21-40 (.344)	--	--	10-19	9-21	--	--	--	--	--
1935-36	Ray Sweeney	8-11 (.421)	--	--	5-4	3-7	--	--	--	--	--
1936-37	Ray Sweeney	8-10 (.444)	--	--	4-3	4-7	--	--	--	--	--
1937-38	Ray Sweeney	11-9 (.550)	--	--	8-3	3-6	--	--	--	--	--
1938-39	Ray Sweeney	6-12 (.333)	--	--	4-5	2-7	--	--	--	--	--
1939-40	Ray Sweeney	9-9 (.500)	--	--	4-3	5-6	--	--	--	--	--
	5-Year Total	42-51 (.451)	--	--	25-18	17-33	--	--	--	--	--
1940-41	Dom Rosselli	14-8 (.636)	--	--	10-1	4-7	--	--	--	--	--
1941-42	Dom Rosselli	9-12 (.429)	--	--	7-5	2-7	--	--	--	--	--
	2-Year Total	23-20 (.535)	--	--	17-6	6-14	--	--	--	--	--
1942-43	Joe Morbito	11-5 (.687)	--	--	6-2	5-3	--	--	--	--	--
	1-Year Total	11-5 (.687)	--	--	6-2	5-3	--	--	--	--	--
1943-46	No Team/WWII										
1946-47	Dom Rosselli	13-10 (.565)	--	--	9-6	4-4	0-1	--	--	0-1	--
1947-48	Dom Rosselli	10-14 (.416)	--	--	5-7	5-7	--	--	--	--	--
1948-49	Dom Rosselli	9-14 (.391)	--	--	7-6	2-8	--	--	--	--	--
1949-50	Dom Rosselli	3-20 (.130)	--	--	2-8	1-11	0-1	--	--	--	--
1950-51	Dom Rosselli	16-7 (.696)	--	--	10-4	5-3	1-0	--	--	--	--
1951-52	Dom Rosselli	16-7 (.696)	--	--	9-2	7-5	--	--	--	--	--
1952-53	Dom Rosselli	10-14 (.416)	--	--	7-6	3-8	--	--	--	--	--
1953-54	Dom Rosselli	11-16 (.407)	--	--	8-7	3-9	--	--	--	--	--
1954-55	Dom Rosselli	10-17 (.370)	--	--	7-10	3-7	--	--	--	--	--
1955-56	Dom Rosselli	12-14 (.462)	--	--	11-4	11-10	--	--	--	--	--
1956-57	Dom Rosselli	23-4 (.852)	--	--	13-0	8-3	2-1	--	--	2-1	--
1957-58	Dom Rosselli	23-7 (.767)	--	--	15-2	6-4	2-1	--	--	2-1	--
1958-59	Dom Rosselli	19-9 (.679)	--	--	11-1	6-6	2-2	--	--	1-1	--
1959-60	Dom Rosselli	11-14 (.440)	--	--	6-5	5-6	0-3	--	--	--	--
1960-61	Dom Rosselli	21-7 (.750)	--	--	14-0	5-5	2-2	--	1-1	--	--
1961-62	Dom Rosselli	16-12 (.571)	--	--	9-4	6-7	1-1	--	1-1	--	--
1962-63	Dom Rosselli	18-9 (.667)	--	--	12-3	5-4	1-2	--	1-1	--	--
1963-64	Dom Rosselli	24-3 (.889)	--	--	13-0	10-1	1-2	--	1-1	--	--
1964-65	Dom Rosselli	20-6 (.769)	--	--	13-3	7-3	--	--	--	--	--
1965-66	Dom Rosselli	19-7 (.731)	--	--	11-2	7-5	1-0	--	1-1	--	--
1966-67	Dom Rosselli	18-7 (.720)	--	--	12-2	6-5	--	--	--	--	--
1967-68	Dom Rosselli	17-8 (.680)	--	--	15-0	2-8	--	--	--	--	--
1968-69	Dom Rosselli	19-7 (.731)	--	--	14-4	5-3	--	--	--	--	--
1969-70	Dom Rosselli	22-5 (.815)	--	--	14-0	8-3	0-2	--	0-2	--	--
1970-71	Dom Rosselli	19-6 (.760)	--	--	15-2	4-4	--	--	--	--	--
1971-72	Dom Rosselli	22-7 (.759)	--	--	13-2	7-5	2-0	--	2-1	--	--
1972-73	Dom Rosselli	10-13 (.435)	--	--	7-8	3-5	--	--	--	--	--
1973-74	Dom Rosselli	10-16 (.385)	--	--	7-9	3-7	--	--	--	--	--
1974-75	Dom Rosselli	19-9 (.679)	--	--	13-3	6-5	0-1	--	0-2	--	--
1975-76	Dom Rosselli	17-9 (.654)	--	--	12-4	5-5	--	--	--	--	--
1976-77	Dom Rosselli	22-7 (.759)	--	--	16-2	5-4	1-1	--	1-1	--	--
1977-78	Dom Rosselli	16-9 (.640)	--	--	11-2	5-7	--	--	--	--	--
1978-79	Dom Rosselli	13-13 (.500)	4-6	9-7	9-8	4-5	--	--	--	--	--
1979-80	Dom Rosselli	17-10 (.630)	2-6	15-4	9-4	8-6	--	--	--	--	--
1980-81	Dom Rosselli	13-13 (.500)	3-3	10-10	9-5	1-5	--	--	--	--	--
1981-82	Dom Rosselli	8-18 (.308)	5-11	3-7	5-8	3-10	--	--	--	--	--
	36-Year Total	566-368 (.606)	14-26	37-28	373-143	184-203	16-20	--	8-11	5-4	--
	Rosselli's 38-Year Total	589-388 (.603)	14-26	37-28	390-149	190-217	16-20	--	8-11	5-4	--




Jack McPhee




Denton Doll



Ray Sweeney



Dom Rosselli



Joe Morbito



Mike Rice


YEAR-BY-YEAR RECORDS

Year	Coach	Overall	Non		Home	Away	Neut.	Conf. Tourn.	NCAA	NAIA	CIT/TBC	
			Conf.	Conf.								
1982-83	Mike Rice	15-12 (.556)	5-9	10-3	8-5	7-5	0-2	--	--	--	--	
1983-84	Mike Rice	18-11 (.621)	9-5	9-6	12-2	4-8	2-1	1-1	--	--	--	
1984-85	Mike Rice	19-11 (.633)	8-6	11-5	12-1	4-10	3-0	2-1	--	--	--	
1985-86	Mike Rice	12-16 (.429)	8-6	4-10	10-4	2-10	0-2	0-1	--	--	--	
1986-87	Mike Rice	11-17 (.393)	4-10	7-7	9-6	2-10	1-1	0-1	--	--	--	
5-Year Total			34-36	41-31	51-18	19-43	6-6	3-4	--	--	--	
1987-88	Jim Cleamons	7-21 (.250)	2-12	5-9	5-9	1-12	1-0	0-1	--	--	--	
1988-89	Jim Cleamons	5-23 (.185)	--	5-23	4-9	1-14	--	--	--	--	--	
2-Year Total			12-44	.214	2-12	10-32	9-18	2-26	1-0	--	--	--
1989-90	John Stroia	8-20 (.286)	--	8-20	7-8	1-12	--	--	--	--	--	
1990-91	John Stroia	12-16 (.429)	--	12-16	9-5	3-11	--	--	--	--	--	
1991-92	John Stroia	6-22 (.214)	--	6-22	6-10	0-12	--	--	--	--	--	
1992-93	John Stroia	3-23 (.115)	2-14	1-9	3-10	0-13	--	--	--	--	--	
4-Year Total			29-81	.263	2-14	27-67	25-33	4-48	--	--	--	
1993-94	Dan Peters	5-21 (.192)	3-15	2-6	4-7	1-14	--	--	--	--	--	
1994-95	Dan Peters	18-10 (.643)	10-8	8-2	11-3	6-7	1-0	1-1	--	--	--	
1995-96	Dan Peters	12-15 (.444)	7-11	5-4	9-4	3-10	0-1	0-1	--	--	--	
1996-97	Dan Peters	9-18 (.333)	4-12	5-6	5-8	4-9	0-1	0-1	--	--	--	
1997-98	Dan Peters	20-9 (.689)	11-5	9-4	10-3	7-5	3-1	2-1	--	--	--	
1998-99	Dan Peters	14-14 (.500)	9-5	5-9	8-4	5-7	1-3	1-1	--	--	--	
6-Year Total			78-87	.473	44-56	34-31	47-29	26-52	5-6	--	--	--
1999-2000	John Robic	12-16 (.429)	9-7	3-9	6-6	6-8	0-2	0-1	--	--	--	
2000-01	John Robic	19-11 (.633)	11-5	8-6	10-2	6-7	3-2	0-1	--	--	--	
2001-02	John Robic	5-23 (.178)	2-14	3-9	5-7	0-15	0-1	0-1	--	--	--	
2002-03	John Robic	9-20 (.310)	4-12	5-8	8-5	1-14	0-1	0-1	--	--	--	
2003-04	John Robic	8-20 (.286)	4-12	4-8	7-6	1-14	--	0-1	--	--	--	
2004-05	John Robic	5-23 (.178)	2-14	3-9	5-10	0-12	0-1	0-1	--	--	--	
6-Year Total			58-113	.339	32-54	26-49	41-36	14-70	3-7	--	--	--
2005-06	Jerry Slocum	7-21 (.250)	4-12	3-9	5-7	2-14	--	0-1	--	--	--	
2006-07	Jerry Slocum	14-17 (.452)	7-9	7-8	10-4	3-12	1-1	1-1	--	--	--	
2007-08	Jerry Slocum	9-21 (.300)	5-13	4-8	6-7	2-14	1-0	0-1	--	--	--	
2008-09	Jerry Slocum	11-19 (.367)	7-11	4-8	7-9	4-10	--	0-1	--	--	--	
2009-10	Jerry Slocum	8-22 (.267)	2-16	6-6	6-9	2-13	--	0-1	--	--	--	
2010-11	Jerry Slocum	9-21 (.300)	2-16	7-5	9-7	0-14	--	0-1	--	--	--	
2011-12	Jerry Slocum	16-15 (.515)	10-8	6-7	10-4	6-10	0-1	1-1	--	--	--	
2012-13	Jerry Slocum	18-16 (.529)	7-9	11-7	11-5	6-8	1-3	1-1	--	--	1-1	
2013-14	Jerry Slocum	15-17 (.469)	6-10	9-7	11-4	2-13	2-0	0-1	--	--	--	
2014-15	Jerry Slocum	11-21 (.344)	2-14	9-7	6-9	3-12	2-0	0-1	--	--	--	
2015-16	Jerry Slocum	11-21 (.344)	6-12	5-9	6-8	4-11	1-2	0-1	--	--	--	
2016-17	Jerry Slocum	13-21 (.392)	5-13	8-8	7-7	3-12	3-2	2-1	--	--	--	
12-Year Total			142-232	.381	61-143	82-89	94-80	37-143	11-9	5-12	--	1-1
2017-18	Jerrod Calhoun	8-24 (.250)	6-12	2-12	6-6	2-13	0-5	0-1	--	--	--	
2018-19	Jerrod Calhoun	12-20 (.375)	8-10	4-10	6-7	5-11	1-2	0-1	--	--	--	
2019-20	Jerrod Calhoun	18-15 (.545)	10-8	8-7	13-3	5-11	0-1	1-1	--	--	\$\$	
2020-21	Jerrod Calhoun	15-12 (.556)	9-11	6-1	10-5	5-7	0-0	1-1	--	--	--	
2021-22	Jerrod Calhoun	19-15 (.559)	12-9	7-6	13-7	6-8	0-0	0-1	--	--	1-1	
5-Year Total			72-86	.427	45-50	27-36	46-28	17-42	1-8	2-4	--	1-1

\$\$ - Youngstown State qualified for the 2020 CIT, but the tournament was cancelled due to COVID-19.

COACH BILL DAILEY (1954-87)

Coach Bill Dailey served as an assistant coach at YSU for six seasons before being named to replace Mike Rice in March 1987. However, Dailey died in August from cancer before ever taking the sidelines as the official head coach. Six seasons before, at age 26, Dailey served as the interim Head Coach for Dom Rosselli compiling a 13-13 record during the 1980-81 campaign, including wins in five of the last six games of the year.



Jim Cleamons



John Stroia



Dan Peters



John Robic



Jerry Slocum



Jerrod Calhoun

BASKETBALL HONORS

D-I All-Americans

Honorable Mention

1984-85 • John Keshock

NABC All-District

First-Team

2016-17 • Cameron Morse

2013-14 • Kendrick Perry

2012-13 • Kendrick Perry

Second-Team

2019-20 • Darius Quisenberry

Horizon League

All-Conference

First-Team

2019-20 • Darius Quisenberry

2016-17 • Cameron Morse

2013-14 • Kendrick Perry

2012-13 • Kendrick Perry

2011-12 • Kendrick Perry

2006-07 • Quin Humphrey

2005-06 • Quin Humphrey

Second-Team

2021-22 • Michael Akuchie

2020-21 • Naz Bohannon

2018-19 • Darius Quisenberry

2017-18 • Cameron Morse

2015-16 • Cameron Morse

Third-Team

2021-22 • Dwayne Cohill

All-Newcomer/

Freshman Team

2020-21 • Shemar Rathan-Mayes

2018-19 • Darius Quisenberry

2017-18 • Naz Bohannon

2015-16 • Jordan Andrews

2012-13 • Kamren Belin

2010-11 • Damian Eargle

2008-09 • DeAndre Mays

2007-08 • Vytas Sulskis

2005-06 • Keston Roberts

2002-03 • Adam Baumann

Defensive Player of the Year

2012-13 • Damian Eargle

All-Defensive Team

2018-19 • Garrett Covington

2013-14 • Kendrick Perry

2012-13 • Damian Eargle

2012-13 • Kendrick Perry

2011-12 • Damian Eargle

2002-03 • Marlon Williamson

Academic All-League

2021-22 • Michael Akuchie

2021-22 • Shemar Rathan-Mayes

2015-16 • Francisco Santiago

2013-14 • Kendrick Perry

2012-13 • Blake Allen

2012-13 • Kendrick Perry

2003-04 • Adam Baumann

Mid-Continent

All-Conference

First-Team

2000-01 • Craig Haese

1997-98 • Anthony Hunt

Second-Team

1999-00 • Elmer Brown

1997-98 • Willie Spellman

1996-97 • Anthony Hunt

1994-95 • Andre Smith

Honorable-Mention

2000-01 • Ryan Patton

All-Newcomer Team

1998-99 • Elmer Brown

1997-98 • David Brown

1995-96 • Anthony Hunt

1993-94 • Andre Smith

All-Tournament

1997-98 • Willie Spellman

Coach of the Year

1997-98 • Dan Peters

Independent

Second-Team

1990-91 • Reggie Kemp

1989-90 • Reggie Kemp

Honorable-Mention

1989-90 • Tim Jackson

Ohio Valley

All-Conference

First-Team

1984-85 • John Keshock

Second-Team

1983-84 • Bruce Timko

1983-84 • Ray Robinson

All-Tournament

1984-85 • John Keshock

1983-84 • Bruce Timko

1983-84 • Ray Robinson

All-Freshman Team

1987-88 • Tim Jackson

1981-82 • Troy Williams

Coach of the Year

Mid-Continent

1997-98 • Dan Peters

Academic All-Conference

2000-01 • Craig Haese

2000-01 • Andrew Hannan

1999-00 • Craig Haese

1999-00 • Andrew Hannan

1999-00 • Jeremy Jackson

1998-99 • Andrew Hannan

1998-99 • Craig Haese

1998-99 • DeVon Lewis

1997-98 • DeVon Lewis

1996-97 • Mike Brennan

NAIA All-Americans

First-Team

1958-59 • Herb Lake

1955-56 • Tony Knott

Second-Team

1957-58 • Herb Lake

D-II All-Americans

1977-78 • Jeff Covington

1976-77 • Jeff Covington

1975-76 • Jeff Covington

CoSIDA Academic

All-America

2013-14 • Kendrick Perry

(Second Team)

2003-04 • Adam Baumann

(Third Team)

CoSIDA Academic

All-District

2013-14 • Kendrick Perry

2003-04 • Adam Baumann

2000-01 • Craig Haese

1998-99 • Andrew Hannan




Damian Eargle was named the Horizon League Defensive Player of the Year in 2012-13.



Quin Humphrey was a two-time All-Horizon League First-Team selection in 2005-06 and 2006-07.


ALL-CONFERENCE SELECTIONS




F/C • Ray Robinson
Second Team | 1983-84




G • Bruce Timko
Second Team | 1983-84




G • John Keshock
First Team | 1984-85




G • Gary Robbins
Second Team | 1985-86




F • Tilman Bevely
First Team | 1986-87




F • Tim Jackson
Honorable Mention
1989-90




F • Reggie Kemp
Second Team | 1990-91
Second Team | 1989-90




G • Andre Smith
Second Team | 1994-95




G • Anthony Hunt
Second Team | 1996-97
First Team | 1997-98




F • Willie Spellman
Second Team | 1997-98




G • Elmer Brown
Second Team | 1999-00




G • Craig Haese
First Team | 2000-01



G • Ryan Patton
Honorable Mention
2000-01



G • Quin Humphrey
First Team | 2005-06
First Team | 2006-07



G • Kendrick Perry
First Team | 2011-12
First Team | 2012-13
First Team | 2013-14



G • Cameron Morse
Second Team | 2015-16
First Team | 2016-17
Second Team | 2017-18



G • Darius Quisenberry
First Team | 2019-20
Second Team | 2018-19



F • Naz Bohannon
Second Team | 2020-21




F • Michael Akuchie
Second Team | 2021-22



G • Dwayne Cohill
Third Team | 2021-22

SPECIAL HONORS


RETIRED NUMBERS | 12 • 36 • 40 • 55 • 589




G • John McElory
#12 | 1965-69
Youngstown, Ohio



G • Tony Vivo
#36 | 1936-40
Youngstown, Ohio



C • Leo Mogus
#40 | 1939-43
Youngstown, Ohio



F • Jeff Covington
#55 | 1974-78
Washington, D.C.



Coach Dom Rosselli
#589
1940-42 | 1946-83

YOUNGSTOWN STATE ATHLETES OF THE YEAR




2012-13 | Kendrick Perry
Guard | Ocoee, Fla.




2010-11 | Vytas Sulskis
Forward | Vilnius, Lithuania



2006-07 | Quin Humphrey
Guard | Atlanta, Ga.



2000-01 | Craig Haese
Guard | DePere, Wis.



1989-90 | Tim Jackson
Forward | Canton, Ohio

BEEGHLY CENTER



Year	Record
1972-73	7-8
1973-74	7-9
1974-75	13-3
1975-76	12-4
1976-77	17-3
1977-78	11-2
1978-79	9-8
1979-80	9-4
1980-81	9-5
1981-82	5-8
1982-83	7-5
1983-84	11-2
1984-85	12-1
1985-86	10-4
1986-87	9-6
1987-88	5-9
1988-89	4-9
1989-90	7-8
1990-91	9-6
1991-92	6-10
1992-93	3-10
1993-94	4-8
1994-95	11-3
1995-96	9-4
1996-97	5-8
1997-98	10-3
1998-99	8-4
1999-00	6-6
2000-01	10-2
2001-02	5-7
2002-03	8-5
2003-04	7-6
2004-05	5-10
2005-06	5-7
2006-07	10-4
2007-08	6-7
2008-09	7-9
2009-10	6-9
2010-11	9-7
2011-12	10-4
2012-13	11-5
2013-14	11-4
2014-15	6-9
2015-16	6-8
2016-17	7-7
2017-18	6-6
2018-19	6-7
2019-20	13-3
2020-21	10-5
2021-22	13-7
Total	412-298

BEEGHLY'S TOP 25 CROWDS

Att.	Opponent	Date
6,571	Cleveland State	Dec. 13, 1986
6,339	Akron	Jan. 31, 1987
6,320	Akron	Jan. 6, 1984
6,313	Cleveland State	Jan. 28, 2012
6,249	Cleveland State	Jan. 23, 2009
6,213	Valparaiso	Feb. 10, 2001
6,198	Butler	Jan. 19, 2008
6,123	Akron	Jan. 9, 1988
6,087	Milwaukee	Jan. 22, 2010
6,000	Akron	Jan. 15, 1977
6,000	Akron	Jan. 14, 1978
5,916	Clarion State	Nov. 23, 1985
5,910	Akron	Feb. 1, 1975
5,868	Gannon	Feb. 19, 1977
5,807	Akron	Jan. 4, 1986
5,710	Gannon	Jan. 25, 1975
5,700	Ohio	Dec. 2, 1972
5,700	Gannon	Feb. 18, 1978
5,634	Cheyney	Jan. 19, 1980
5,568	Valparaiso	Feb. 19, 1998
5,511	Western Illinois	Feb. 2, 1980
5,500	Northern Kentucky	Jan. 25, 1978
5,230	Eastern Kentucky	Jan. 28, 1984
5,167	Tennessee Tech	March 3, 1986
5,160	Cleveland State	Feb. 15, 1975

The Beeghly Center, which was built for the 1972-73 season, is celebrating its 50th season as the home of the YSU men's basketball program in 2021-22.

It has seen a major facelift totaling more than \$5 million over the past nine years, including a Dom Rosselli Court redesign in 2016, renovated front lobby and hallways in 2014, a state-of-the-art videoboard installed in the summer of 2013. A new Dom Rosselli Court was placed in the summer of 2008.

In the last decade, refurbishing has been done to the hallways, court lighting, classrooms, flooring, lobbies, basketball and Olympic Sports offices, swimming pool, and locker rooms.

Also The Coaches Court, a plush room for Athletic Department functions and press conferences, was constructed. In 2008, a new Dom Rosselli Court playing surface was installed.

In the most recent offseason, the YSU athletic department was able acquire the actual hoops that were used in the 2009 NCAA Men's Basketball Final Four in Detroit.

New strobe lights were also installed in the four corners of the arena to enhance the lighting for photographers. The men's basketball locker room was remodeled prior to the 2009-10 season, and the women's basketball locker room underwent a facelift in March 2010.

In May 2002, the facility underwent more than \$2.5 million in renovations, including a new front and rear lobby and new hallways and locker rooms. Also a new \$150,000 sound system was added to the arena.

Prior to the 2000-01 season, two additional scoreboards were added and expanded press-row seating was created.

The entire facility was built at a cost of \$5.5 million and opened in 1972. It was dedicated in the memory of Mr. and Mrs. Leon A. Beeghly, founders of the Standard Slag Company in Youngstown.

Beeghly Center was dedicated on Dec. 23, 1972, when the Penguins, under Hall of Fame coach Dom Rosselli, played host to Ohio University. The first women's basketball game in the Beeghly Center was on Jan. 23, 1976, when the Guins defeated Kent State-Tuscarawas.

Eleven years after construction, the seating capacity was increased to 6,500 with the addition of permanent seats in the north and south ends of the arena and 1,250 chairback seats located along the court. The capacity is currently 6,300 with recent floor expansion along the baselines.

YSU has won the NCAA Division I Pack The House Challenge in the Horizon League in two of the last three seasons. The women's basketball team routinely ranks second in the league in attendance, and more than 6,000 fans have packed the arena for a men's game in each of the last three seasons. Nearly 6,250 watched the YSU men defeat Cleveland State on Jan. 23, 2009 in a game that was broadcast on ESPNU.

In addition to athletic events, the Beeghly Center serves as a site for graduation ceremonies, community events, concerts and other functions.



BEGLY CENTER BREAKDOWN

Beeghly Center Record vs. Opponents

Opponent	Series Record	First Meeting	Last Meeting
Air Force	1-0	1992-93	1992-93
Akron	11-16	1972-73	2016-17
Alabama State	1-0	1984-85	1990-91
Allegheny	1-0	2008-09	2008-09
Alliance	4-0	1972-73	1975-76
American	0-1	2015-16	2015-16
Ashland	7-2	1973-74	1986-87
Austin Peay	5-3	1981-82	2013-14
Baldwin-Wallace	1-0	1972-73	1972-73
Baltimore	1-0	1977-78	1977-78
Bellarmino	3-2	1976-77	1982-83
Bethune-Cookman	1-0	2013-14	2013-14
Binghamton	1-0	2019-20	2019-20
Bluffton	1-0	1990-91	1990-91
Boston	0-1	2004-05	2004-05
Bowling Green	1-3	1988-89	2010-11
Brooklyn	2-0	1984-85	1988-89
Bucknell	1-0	1986-87	1986-87
Buffalo	10-3	1973-74	2010-11
Buffalo State	1-1	1976-77	1977-78
Butler	2-9	2001-02	2011-12
California-Hayward	1-0	1974-75	1974-75
Canisius	1-3	2006-07	2021-22
Carlow	1-0	2020-21	2020-21
CCNY	1-0	1976-77	1976-77
Central Connecticut St.	2-2	1993-94	1996-97
Central Michigan	2-3	1985-86	2021-22
Central State	1-1	1997-98	1998-99
Chicago State	7-3	1988-89	2000-01
Cheyney	1-1	1979-80	1980-81
Clarion	3-2	1972-73	2000-01
Cleveland State	14-20	1972-73	2021-22
Coppin State	0-1	1991-92	1991-92
Delaware State	3-1	1978-79	1990-91
Detroit Mercy	8-19	1987-88	2021-22
Drexel	0-1	1992-93	1992-93
Duquesne	1-0	2005-06	2005-06
Dyke	1-0	1991-92	1991-92
Eastern Illinois	3-4	1975-76	1995-96
Eastern Kentucky	5-3	1981-82	2006-07
Eastern Michigan	1-1	1989-90	2004-05
Eastern Montana	0-1	1972-73	1972-73
Eastern Washington	1-0	1987-88	1987-88
Fairleigh Dickinson	0-1	1997-98	1997-98
Ferris State	1-0	1983-84	1983-84
Florida A&M	1-0	1986-87	1986-87
Franciscan	1-0	2017-18	2017-18
Fredonia State	1-0	2011-12	2011-12
Gannon	6-4	1972-73	1981-82
Geneva	3-0	2009-10	2015-16
Georgia State	2-0	1973-74	1974-75
Green Bay	13-10	1992-93	2021-22
High Point	1-0	2009-10	2009-10
Hillsdale	2-0	1972-73	1975-76
Hiram	5-0	1982-83	2009-10
Hofstra	0-1	1998-99	1998-99
Houston Baptist	1-0	1988-89	1988-89
Illinois-Chicago (UIC)	12-13	1992-93	2021-22
IUPUI	10-2	1975-76	2021-22
James Madison	1-0	2005-06	2005-06
Kennesaw State	0-1	2014-15	2014-15
Kent State	1-5	2001-02	2014-15
Kenyon	7-0	1973-74	1995-96
LaRoche	1-0	1996-97	1996-97
LaSalle	1-0	1983-84	1983-84
Liberty	0-1	1988-89	1988-89
Lock Haven	4-0	2006-07	2008-09
Loyola (Chicago)	10-4	1997-98	2012-13
Maine	1-1	1976-77	1996-97
Malone	1-0	2010-11	2010-11
Mankato State	1-0	1977-78	1977-78
Marygrove	1-0	2012-13	2012-13
UM-Baltimore County	1-0	1988-89	1988-89
UM-Eastern Shore	3-1	1978-79	1982-83
Messiah	1-0	1991-92	1991-92
Middle Tennessee State	4-3	1981-82	1987-88
Milwaukee	11-15	1973-74	2021-22
Minnesota	0-1	1990-91	1990-91

Opponent	Series Record	First Meeting	Last Meeting
UMKC	6-4	1988-89	2014-15
Missouri-Rolla	1-0	1974-75	1974-75
Montana	0-1	1998-99	1998-99
Morehead State	4-4	1981-82	1990-91
Morgan State	1-0	1985-86	1985-86
Mount Union	3-0	1974-75	1978-79
Murray State	3-4	1981-82	1987-88
Nebraska-Omaha	0-2	1974-75	1975-76
New Hampshire	2-0	1973-74	1974-75
Niagara	2-3	1995-96	2021-22
Nicholls State	1-0	1989-90	1989-90
North Carolina Central	2-0	2009-10	2019-20
UNC-Wilmington	1-0	1983-84	1983-84
Northeastern Illinois	4-3	1989-90	1997-98
Northern Illinois	1-1	1992-93	1993-94
Northern Iowa	2-2	1975-76	1985-86
Northern Kentucky	6-4	1975-76	2021-22
Northern Michigan	1-2	1978-79	1980-81
Northwestern	0-1	1993-94	1993-94
Oakland	6-6	1998-99	2021-22
Oberlin	2-0	2014-15	2016-17
Ohio	1-5	1972-73	1991-92
Ohio Dominican	3-0	1972-73	1983-84
Oral Roberts	3-1	1997-98	2000-01
Philadelphia Textile	5-0	1972-73	1980-81
Pittsburgh	1-1	1973-74	1976-77
Pittsburgh-Bradford	1-0	1991-92	1991-92
Pittsburgh-Johnston	0-1	1991-92	1991-92
Point Park	2-0	1990-91	2000-01
Purdue Fort Wayne	4-1	2001-02	2021-22
Prairie View	0-1	1988-89	1988-89
Radford	2-0	1987-88	1991-92
Randolph-Macon	0-1	1976-77	1976-77
Robert Morris	5-7	1990-91	2021-22
Rochester (Mich.)	1-0	2020-21	2020-21
Saginaw Valley	1-0	1977-78	1977-78
Saint Francis (Pa.)	5-5	1978-79	2012-13
Saint Louis	0-3	1985-86	1988-89
Samford	2-0	1974-75	2010-11
San Francisco State	0-2	1972-73	1973-74
Shawnee State	1-0	2002-03	2002-03
Siena	1-1	1996-97	2004-05
Slippery Rock	11-1	1986-87	2007-08
South Alabama	1-0	1984-85	1984-85
South Carolina State	1-0	1986-87	1986-87
South Dakota	1-0	2013-14	2013-14
SE Missouri State	1-0	2019-20	2019-20
Southern California	1-0	1974-75	1974-75
SIU-Edwardsville	1-1	1975-76	2021-22
Southern Utah	4-0	1997-98	2000-01
Steubenville	5-2	1972-73	1977-78
St. Joseph (Ind.)	1-0	1976-77	1976-77
St. Mary's (Calif.)	0-1	1973-74	1973-74
St. Mary's (Mich.)	1-0	1985-86	1985-86
St. Peter's	1-1	1992-93	2008-09
St. Vincent	2-0	1979-80	1990-91
St. Thomas (Minn.)	1-0	2021-22	2021-22
Tennessee State	2-0	1987-88	1991-92
Tennessee Tech	5-4	1980-81	1987-88
Thiel	5-0	1989-90	2019-20
Thomas More	1-0	1994-95	1994-95
Toledo	2-2	1999-00	2015-16
Towson	0-1	1991-92	1991-92
Troy	3-1	1992-93	1996-97
Utica	0-1	1983-84	1983-84
Valparaiso	8-12	1989-90	2016-17
Walsh	2-1	1973-74	1976-77
Warren Wilson	1-0	2013-14	2013-14
Washington & Jefferson	1-0	1995-96	1995-96
West Virginia	0-1	1981-82	1981-82
West Virginia Tech	1-0	2020-21	2020-21
West Virginia Wesleyan	1-0	1977-78	1977-78
Western Illinois	8-6	1972-73	2000-01
Western Kentucky	0-1	1981-82	1981-82
Western Michigan	1-2	1989-90	2018-19
Westminster	9-1	1972-73	2021-22
Wilberforce	3-0	1975-76	2014-15
Wilmington	1-0	1994-95	1994-95
Wooster	2-0	1984-85	1987-88
Wright State	10-20	1976-77	2021-22

2021-22 Home Opponents in Bold

Beeghly Breakdown

Games: 710 in 50 seasons

Record: 412-298

Percentage: .580

Overtime Record: 12-27

Percentage: .308

Most Consecutive Winning Seasons:

7, 1974-75 to 1980-81

Most Games, Season: 20, 1976-77, 2021-22

Most Wins, Season: 17, 1976-77

Most Losses, Season: 10

1991-92; 1992-93; 2004-05

Most Consecutive Wins: 12 (Twice)

Most YSU Points:

134 vs. Franciscan • Nov. 14, 2017

Most Wins vs. Opponent:

14 vs. Cleveland State

Most Losses vs. Opponent:

20 to Wright State

Most Games vs. Opponent:

34 vs. Cleveland State

Milestone Games

1	Ohio	Dec. 2, 1972
100	Wright State	Dec. 20, 1978
200	Eastern Kentucky	Jan. 13, 1986
300	Eastern Illinois	Jan. 11, 1993
400	Detroit	Dec. 16, 2000
700	Northern Kentucky	Jan. 13, 2022
710	Morgan State	March 16, 2022

Milestone Wins

1	Alliance	Dec. 16, 1972
50	Wright State	Jan. 29, 1977
100	Bellarmino	Dec. 4, 1982
150	Tennessee State	Dec. 19, 1987
200	Cleveland State	Dec. 12, 1995
250	IPFW	Feb. 23, 2002
300	Geneva	Nov. 24, 2009
400	St. Thomas (Minn.)	Nov. 19, 2021
412	Morgan State	March 16, 2022

Overtime Games

Jan. 12, 1974 • Milwaukee 72, YSU 70
Feb. 15, 1975 • Cleveland State 93, YSU 89
Jan. 9, 1976 • Northern Kentucky 82, YSU 81
March 7, 1977 • Randolph-Macon 71, YSU 68
Feb. 2, 1980 • Western Illinois 77, YSU 73
Nov. 28, 1981 • Westminster 68, YSU 66
Feb. 27, 1982 • Murray State 69, YSU 66
Jan. 15, 1983 • YSU 75, Austin Peay 70
Jan. 29, 1983 • Akron 68, YSU 66
Feb. 5, 1983 • YSU 73, MTSU 72
Dec. 15, 1984 • YSU 74, South Alabama 73
Feb. 11, 1985 • YSU 61, Eastern Kentucky 60
Jan. 13, 1986 • YSU 75, E. Kentucky 69 (2)
Feb. 16, 1987 • YSU 69, Morehead State 68
Jan. 23, 1991 • Akron 71, YSU 66
Dec. 19, 1998 • Montana 81, YSU 74
Dec. 14, 1999 • Niagara 82, YSU 77
Jan. 20, 2001 • YSU 71, Chicago State 68 (2)
Jan. 21, 2004 • Butler 67, YSU 66
Feb. 7, 2004 • Green Bay 73, YSU 70
Dec. 14, 2004 • Siena 79, YSU 78 (4)
Feb. 25, 2006 • Loyola 87, YSU 84
Jan. 31, 2009 • Detroit 68, YSU 64
Feb. 5, 2011 • Valparaiso 86, YSU 78
Feb. 26, 2011 • Milwaukee 94, YSU 87
Nov. 18, 2011 • YSU 53, UC-Riverside 49
Jan. 5, 2012 • YSU 68, Loyola 64
Nov. 28, 2012 • Kent State 85, YSU 78
Feb. 10, 2013 • UIC 88, YSU 83 (3)
March 23, 2013 • Canisius 84, YSU 82
Feb. 20, 2014 • YSU 88, Milwaukee 83
Feb. 16, 2016 • YSU 92, UIC 91
Dec. 14, 2016 • YSU 101, Niagara 97
Dec. 29, 2016 • YSU 88, Milwaukee 87 (2)
Jan. 4, 2017 • UIC 92, YSU 89
Dec. 4, 2018 • Central Michigan 100, YSU 94 (3)
March 2, 2019 • Cleveland State 89, YSU 80
Jan. 23, 2020 • Milwaukee 75, YSU 73
Jan. 25, 2020 • YSU 98, Green Bay 94
Jan. 30, 2020 • UIC 90, YSU 83
Jan. 9, 2022 • Cleveland State 86, YSU 80

TEAM GAME RECORDS

POINTS SCORED

1. 134 vs. Franciscan	Nov. 14, 2017
2. 133 vs. St. Vincent	Jan. 5, 1967
3. 127 vs. Lakeland	Jan. 11, 1964
3. 127 vs. Geneva	Jan. 29, 1964
3. 127 vs. Point Park	Nov. 28, 1990

POINTS IN A HALF

75 vs. Lakeland (2nd)	Jan. 11, 1964
74 vs. Point Park (1st)	Nov. 28, 1990
73 vs. Franciscan (1st)	Nov. 14, 2017

COMBINED POINTS

227, YSU (111) and Western Illinois (116), Jan. 25, 2001

FIELD GOALS MADE

1. 58 vs. Lakeland	Jan. 11, 1964
2. 56 vs. Franciscan	Nov. 14, 2017
2. 56 vs. St. Vincent	Jan. 5, 1964
4. 55 vs. New Hampshire	Dec. 14, 1974
5. 54 vs. Geneva	Jan. 29, 1964

FIELD GOALS ATTEMPTED

1. 104 vs. Franciscan	Nov. 14, 2017
1. 104 vs. Wayne State	Feb. 26, 1969
3. 100 vs. Geneva	Jan. 29, 1964
4. 99 vs. Lakeland	Jan. 11, 1964
5. 95 vs. New Hampshire	Dec. 14, 1974

FIELD GOAL PERCENTAGE

1. .816 (31-38) vs. Northern Iowa	Jan. 26, 1980
2. .696 (32-46) vs. Tennessee Tech	Jan. 7, 1982
3. .632 (48-76) vs. Ashland	Feb. 27, 1979
4. .631 (36-57) vs. IUPUI	Dec. 11, 1977
5. .629 (39-62) vs. Morehead State	Feb. 20, 1991
5. .629 (39-62) vs. Green Bay	Jan. 5, 2006

FREE THROWS MADE

1. 40 vs. Buffalo	Jan. 20, 1993
2. 36 vs. Tennessee State	Dec. 28, 1991
3. 35 vs. Saint Francis (Pa.)	Feb. 5, 1990

4. 34 at Northeastern Illinois	Jan. 19, 1991
4. 34 vs. UM-Baltimore County	Jan. 27, 1990

FEWEST FREE THROWS MADE

0-1 vs. Illinois-Chicago	Jan. 3, 2005
0-4 at Drexel	Feb. 10, 1992

FREE THROW ATTEMPTS

1. 62 vs. Buffalo	Jan. 20, 1993
2. 53 vs. UM-Baltimore County	Jan. 27, 1990
3. 47 at Northeastern Illinois	Jan. 19, 1991
4. 44 vs. Northeastern Illinois	Jan. 29, 1990
4. 44 vs. Saint Francis (Pa.)	Feb. 5, 1990

FEWEST FREE-THROW ATTEMPTS

1 vs. Illinois-Chicago	Jan. 3, 2005
------------------------------	--------------

HIGHEST FREE-THROW PERCENTAGE

1.000 (17-17) vs. Butler	Dec. 4, 2008
1.000 (13-13) vs. St. Mary's	Dec. 12, 1998
1.000 (12-12) at Missouri	Dec. 21, 1981
1.000 (10-10) vs. Green Bay	Jan. 5, 2006

3-POINT FIELD GOALS

1. 18 vs. Oakland	March 19, 2013
2. 16 at Oakland	Jan. 4, 2016
3. 15 at Green Bay	Jan. 3, 2019
3. 15 vs. Canisius	March 23, 2013
4. 14 12 times, m.r. at Oakland	March 6, 2019

3-POINT FIELD-GOAL ATTEMPTS

1. 38 at Pittsburgh	Nov. 6, 2018
2. 37 vs. Central Michigan	Dec. 4, 2018
3. 36 vs. Milwaukee	Feb. 7, 2019
3. 36 at Cleveland State	Jan. 26, 2019
3. 36 at West Virginia	Dec. 1, 2018

3-PT. FIELD GOAL PCT.

1.000 (5-5) vs. Eastern Illinois	Jan. 28, 1995
--	---------------

REBOUNDS

1. 66 vs. Westminster	Nov. 23, 2013
1. 64 vs. Tennessee Tech	Jan. 26, 1987
2. 62 vs. Hiram	Nov. 15, 2009
2. 62 vs. Lock Haven	Nov. 16, 2007
2. 62 vs. Point Park	Nov. 28, 1990

Most Rebounds (Combined)

110, YSU vs. Tennessee Tech	Jan. 26, 1987
-----------------------------------	---------------

ASSISTS

1. 33 vs. Point Park	Nov. 28, 1990
2. 32 vs. Pitt.-Bradford	Feb. 24, 1992
2. 32 vs. Bluffton	Nov. 24, 1990
4. 30 vs. Geneva	Dec. 6, 2012
4. 30 vs. Chicago State	Jan. 15, 1996
4. 30 vs. Slippery Rock	Dec. 3, 2003
4. 30 vs. Kenyon	Jan. 28, 1991

BLOCKS

1. 14 vs. Delaware State	Feb. 14, 1983
2. 12 vs. Middle Tennessee State	Jan. 8, 1983
3. 11 vs. Bellarmine	Dec. 4, 1982
3. 11 vs. Clarion	Nov. 26, 1988
5. 10 Six Times	

STEALS

1. 37 vs. Franciscan	Nov. 14, 2017
2. 30 vs. Central State	Dec. 15, 1997
3. 28 vs. Geneva	Dec. 15, 2015
4. 22 vs. Bluffton	Nov. 24, 1990
5. 21 vs. Slippery Rock	Dec. 3, 2003



Guard Garrett Covington led the Penguins to a school record 37 steals against Franciscan on Nov. 14, 2017.

TEAM GAME RECORDS



Blake Allen posted seven 3-pointers as the Penguins set a school record with 18 3s against Oakland on March 19, 2013

FOULS

1. 33 at Toledo.....	Nov. 15, 2016
1. 33 at Western Illinois.....	Jan. 25, 2001
1. 33 at Montana.....	Dec. 17, 1999
4. 32 at Green Bay.....	Feb. 19, 2003
4. 32 vs. Morehead State.....	Jan. 26, 1984
4. 32 vs. Valparaiso.....	Feb. 5, 2011

MOST FOULS (COMBINED)

64, YSU vs. Western Illinois.....	Jan. 25, 2001
-----------------------------------	---------------

MOST DISQUALIFICATIONS

4 vs. Morehead State.....	Jan. 26, 1984
4 at Western Illinois.....	Jan. 25, 2001

SCORING MARGINS

Largest Margin of Victory

1. 88 vs. Franciscan (134-46).....	Nov. 14, 2017
2. 75 vs. New Hampshire (121-46).....	Dec. 14, 1974
3. 74 vs. Lakeland (127-53).....	Jan. 11, 1964
4. 67 vs. Ohio Dominican (104-37).....	Dec. 1, 1983
5. 62 vs. Point Park (127-65).....	Nov. 28, 1990

OVERTIME SCORING

Most Points In An Overtime

15 vs. Eastern Kentucky.....	Jan. 21, 1983
15 vs. Cleveland State (2nd).....	Feb. 15, 1975
15 vs. Northeastern Illinois, (2nd).....	Jan. 19, 1991

Fewest Points In Overtime

0 vs. Akron (2nd).....	Feb. 4, 1984
------------------------	--------------

YSU 100-Point Games (By Most Scored) (72)

Date	Opponent	Result
Nov. 14, 2017	Franciscan	W, 134-46
Jan. 5, 1966	St. Vincent	W, 133-83
Jan. 11, 1964	Lakeland	W, 127-53
Jan. 29, 1964	Geneva	W, 127-71
Nov. 28, 1990	Point Park	W, 127-65
Dec. 14, 1974	New Hampshire	W, 121-46
Nov. 30, 1963	Malone	W, 117-81
Feb. 26, 1969	Wayne State	W, 116-61
Jan. 25, 2001	at Western Illinois	L, 116-121 (3 OT)
Feb. 15, 1968	St. Vincent	W, 115-73
Jan. 26, 1987	Tennessee Tech	W, 115-87
Jan. 24, 1968	Buffalo State	W, 113-80
Dec. 20, 1958	Marietta	W, 112-56
Jan. 15, 1975	Alliance	W, 112-62
Feb. 27, 1979	Ashland	W, 112-73
Dec. 5, 1966	Walsh	W, 111-51
Jan. 16, 1957	Baldwin-Wallace	W, 110-90
Feb. 12, 1966	Michigan Lutheran	W, 110-66
Jan. 4, 2021	Carlow	W, 109-56
Nov. 23, 2013	Westminster	W, 108-57
Dec. 15, 1958	Culver Stockton	W, 108-81
Jan. 28, 1976	Wilberforce	W, 108-72
Nov. 24, 1990	Bluffton	W, 108-73
Dec. 11, 1982	Hiram	W, 107-75
Feb. 20, 1971	Alliance	W, 107-63
Dec. 7, 1974	Southern California College	W, 107-66
Feb. 24, 1992	Pittsburgh-Bradford	W, 107-68
Nov. 12, 2018	Heidelberg	W, 106-83
Feb. 16, 1957	at Slippery Rock	W, 106-68
Jan. 14, 1959	Baldwin-Wallace	W, 106-82
Dec. 13, 1969	Westminster	W, 106-74
Feb. 20, 1991	Morehead State	W, 106-96
Dec. 3, 2003	Slippery Rock	W, 106-69
Dec. 2, 1970	St. Vincent	W, 105-73
Jan. 19, 1991	Northeastern Illinois	W, 105-101 (2 OT)
Jan. 11, 1969	Alliance	W, 105-84
Nov. 21, 2018	Westminster	W, 104-66
Nov. 14, 2013	Warren Wilson	W, 104-58
Feb. 13, 1954	at Fenn	W, 104-55
Feb. 4, 1961	St. Vincent	W, 104-67
Jan. 30, 1965	Philadelphia Textile	W, 104-81
Dec. 1, 1983	Ohio Dominican	W, 104-37
Jan. 20, 1993	Buffalo	W, 104-89
Jan. 9, 2016	Green Bay	W, 103-93
Dec. 18, 1958	St. Vincent	W, 103-72
March 2, 1959	Findlay	W, 103-65
Feb. 1, 1961	Hillsdale	W, 103-66
Dec. 8, 1961	Lincoln	W, 103-61
Dec. 11, 1971	Geneva	W, 103-59
Feb. 6, 1968	Alliance	W, 103-73
Dec. 15, 1997	Central State	W, 103-63
Dec. 19, 1960	Morris Harvey	W, 102-77
Dec. 17, 1955	Adrian	W, 102-73
Dec. 30, 1966	Baldwin-Wallace	W, 102-74
Feb. 15, 1967	Cleveland State	W, 102-74
Jan. 17, 1979	Ashland	L, 102-107
Feb. 16, 1991	Northeastern Illinois	W, 102-69
Nov. 5, 2019	Thiel	W, 101-53
Dec. 14, 2017	Niagara	W, 101-97 (OT)
Nov. 15, 2015	at FGCU	L, 101-104 (3 OT)
Feb. 13, 1956	Wilberforce	W, 101-65
Feb. 19, 1957	at Lawrence Tech	W, 101-74
Dec. 4, 1961	Alma	W, 101-64
Dec. 28, 1963	Akron	W, 101-82
Feb. 12, 1964	St. Vincent	W, 101-62
Jan. 14, 1978	Akron	W, 101-81
Jan. 18, 1978	Ashland	W, 101-80
Jan. 31, 1991	The Citadel	L, 101-102
Jan. 4, 2016	at Oakland	W, 100-98
Feb. 22, 1967	Walsh	W, 100-64
Feb. 8, 1975	Buffalo	W, 100-98 (OT)
Dec. 1, 1976	Walsh	W, 100-74



TEAM SEASON RECORDS

Points

1. 2016-17.....2,616
2. 2021-22.....2,470
3. 2013-14.....2,461
4. 2015-16.....2,437
5. 2012-13.....2,426

Scoring Average

1. 1990-91.....85.3
2. 1958-59.....85.2
3. 1966-67.....84.4
4. 1974-75.....83.9
5. 1956-57.....82.9

Field Goals Made

1. 1958-59.....994
2. 2016-17.....981
3. 1974-74.....967
4. 1971-72.....936
5. 1990-91.....915

FG Attempts

1. 1958-59.....2,359
2. 1957-58.....2,277
3. 2016-17.....2,230
4. 1971-72.....2,177
5. 1960-61.....2,176

Field Goal Pct.

1. 1979-80.....50.2
2. 1978-79.....49.9
3. 1977-78.....49.3
4. 1976-77.....48.6
5. 1984-85.....48.2

Free Throws Made

1. 2013-14.....540
2. 2000-01.....511
3. 1957-58.....489
4. 1990-91.....487
5. 2012-13.....475

FT Attempts

1. 2000-01.....747
2. 2013-14.....736
3. 1990-91.....731
4. 1957-58.....728
5. 1956-57.....707

Free Throw Pct.

1. 2021-22.....76.1
2. 1979-80.....75.6
3. 2001-02.....73.9
4. 2013-14.....73.4
5. 1990-91.....73.1

3-Point FG Made

1. 2018-19.....303
2. 2011-12.....270
3. 2015-16.....257
4. 2021-22.....256
5. 2016-17.....250

3-Point FG Att.

1. 2018-19.....891
2. 2016-17.....750
3. 2021-22.....746
4. 2017-18.....712
4. 2013-14.....712

3-Point FG Pct.

1. 1982-83.....38.9
2. 2011-12.....38.1
3. 1991-92.....36.6
3. 1989-90.....36.6
5. 2015-16.....36.5
5. 1994-95.....36.5

Total Rebounds

1. 1957-58.....1,680
2. 1958-59.....1,662
3. 1960-61.....1,511
4. 1965-66.....1,406
5. 1956-57.....1,401

Rebounding Avg.

1. 1958-59.....59.4
2. 1957-58.....56.0
3. 1966-67.....55.5
4. 1965-66.....54.1
5. 1960-61.....54.0

Rebounding Margin

1. 1958-59.....+12
2. 1956-57.....+11.8
3. 1957-58.....+8.6
4. 1969-70.....+8.0
4. 1970-71.....+8.0

Assists

1. 1971-72.....598
2. 1990-91.....544
3. 1974-75.....528
4. 2016-17.....513
5. 2012-13.....504

Steals

1. 2017-18.....266
2. 1990-91.....255
3. 1989-90.....219
4. 2015-16.....219

5. 2003-04.....218

Blocked Shots

1. 2012-13.....182
2. 1982-83.....166
3. 2011-12.....164
4. 2010-11.....148
5. 2017-18.....126

Fewest Turnovers

1. 1972-73.....310
2. 1996-97.....315
3. 1970-71.....319
4. 2011-12.....347
5. 2013-14.....357

Victories

1. 1963-64.....24
2. 1956-57.....23
2. 1957-58.....23
4. 1969-70.....22
4. 1976-77.....22
4. 1971-72.....22

Winning Pct.

1. 1963-64.....889
2. 1956-57.....852
3. 1969-70.....815
4. 1928-29.....800
5. 1957-58.....767

Fewest Points Allowed

1. 1958-59.....1,328
2. 1972-73.....1,416
3. 1957-58.....1,449
4. 1963-64.....1,499
5. 1970-71.....1,604

Fewest Pts Allowed Avg.

1. 1958-59.....47.0
2. 1957-58.....48.3
3. 1963-64.....59.9
4. 1972-73.....61.5
5. 1971-72.....64.1

INDIVIDUAL GAME RECORDS

Points

- 72, John McElroy vs. Wayne State, 2/26/1969
- 55, Tilman Bevely vs. Tennessee Tech, 11/26/1987
- 52, John McElroy vs. Illinois Wesleyan, 12/28/1968
- 50, Tony Knott vs. Fenn, 2/13/1954
- 46, Jeff Covington vs. Mankato State, 2/11/1978
- 46, Reggie Kemp vs. Wright State, 2/6/1993
- 46, John McElroy vs. Hiram, 12/21/1968

Field Goals Made

- 29, John McElroy vs. Wayne State, 2/26/1969
- 23, John McElroy vs. Illinois Wesleyan, 12/28/1968
- 20, John McElroy vs. St. Vincent, 1/5/1967
- 19, Tilman Bevely vs. Tennessee Tech, 1/26/1987
- 19, Tony Knott vs. Fenn, 2/13/1954
- 19, Leo Mogus vs. Mexico City YMCA, 2/2/1942

Field Goal Attempts


- 59, John McElroy vs. Wayne State, 2/26/1969
- 38, Cameron Morse at UIC, 2/9/2017
- 36, Anthony Mitchell vs. S.F. State, 12/13/1973
- 35, Cameron Morse vs. UIC, 1/14/2017
- 35, Cameron Morse at Toledo, 11/15/2016

Field Goal Pct. (Min. 7 Made)


- 1.000 (9-9) TeJay Anderson vs. S. Utah, 1/13/2001
- 1.000 (7-7) Ricky Tunstall vs. Hiram, 12/15/83
- 90.9 (10-11) Phil Gaston at Westminster, 2/14/73

3-Point Field Goals

- 11, Mike Alcorn vs. Pitt-Bradford, 2/24/1992
- 8, Quin Humphrey vs. Detroit, 2/14/2007
- 8, Quin Humphrey vs. UIC, 2/3/2007
- 7, Darius Quisenberry vs. Wright State, 2/20/2020
- 7, Kendale Hampton vs. Robert Morris, 12/4/2018
- 7, Kendale Hampton vs. Columbia, 11/16/2018
- 7, Matt Donlan at Robert Morris, 11/30/2016
- 7, Blake Allen vs. Canisius, 3/23/2013
- 7, Blake Allen vs. Oakland, 3/20/2013
- 7, Blake Allen vs. Milwaukee, 1/20/2012
- 7, Blake Allen at Penn State, 11/23/2011
- 7, Ashen Ward vs. UIC, 12/30/2011
- 7, Craig Haese at Robert Morris, 1/2/2001



John McElroy scored a school-record 72 points against Wayne State on Feb. 26, 1969.



Rafael Cruz connected on a school-record 41 consecutive free throws.

- Craig Haese vs. UMKC, 1/4/2001
- 7, Craig Haese vs. IUPUI, 1/27/2001
 - 7, Craig Haese at UMKC, 2/17/2001
 - 7, Elmer Brown vs. St. Francis (Pa.), 12/22/1999
 - 7, Elmer Brown vs. Southern Utah, 2/6/1999
 - 7, Dave Henderson vs. Valparaiso, 1/22/1996
 - 7, Dave Henderson vs. Valparaiso, 2/17/1996

3-Point Field Goal Attempts

- 15 Cameron Morse at UIC, 2/9/17
- 15, Doug Underwood vs. Wright State, 12/18/2003
- 14, Cameron Morse at Utah State, 12/20/2017
- 14, Cameron Morse vs. Milwaukee, 12/29/2016
- 14, Blake Allen vs. UIC, 2/10/2013

3-Point Field Goal Pct. (Min. 4 Made)

- 1.000 (5-5) Jelani Simmons at Green Bay, 1/3/2019
- 1.000 (4-4) Jimmy Moore vs. Wright St., 1/5/2002
- 1.000, (4-4) Andrew Hannan vs. Kent, 11/18/1998
- 1.000, (4-4) Mark Vasser vs. Point Park, 11/28/1990
- 1.000, (4-4) John Robinson vs. Akron, 1/3/1987
- 1.000, (4-4) Eric Morgan vs. Northwestern, 12/13/1994
- 1.000 (4-4) George Cotal vs. Slippery Rock, 11/19/2006
- 1.000 (5-5) Tom Parks at UIC, 2/7/2009

Free Throw Attempts

- 20, Darius Quisenberry at USC-Upstate, 11/23/2019
- 19, Jerome Sims vs. NE Illinois, 1/18/1992
- 19, Jeff Covington vs. North Kentucky, 1/25/1978
- 19, Reggie Kemp vs. NE Illinois, 1/19/1991
- 17, Cameron Morse vs. Green Bay, 1/9/16
- 17, Tilman Bevely vs. Tennessee Tech, 1/26/1987

Consecutive Free Throws Made

- 41, Rafael Cruz, March 4, 2001-Feb. 2, 2002
- 35, Mike Alcorn, Dec. 14, 1991-Jan. 23, 1992
- 31, Dwyane Cohill, Dec. 22, 2021-Jan. 16, 2022
- 30, Bruce Alexander, Dec. 16, 1978-Jan. 14, 1979
- 22, Shemar Rathon-Mayes, Jan. 8-Feb. 13, 2021
- 22, Darius Quisenberry, Feb. 27-Dec. 13, 2020
- 22, Darius Quisenberry, Feb. 8-Feb. 27, 2020

- 22, Matt Donlan, Dec. 2, 2015-Feb. 6, 2016
- 22, Bruce Timko, Nov. 30, 1984-Dec. 22, 1984

Free Throws Made

- 15, Darius Quisenberry at USC-Upstate, 11/23/2019
- 15, Cameron Morse vs. Green Bay, 1/9/2016
- 15, Jerome Sims vs. NE Illinois, 1/18/1992
- 14, Dwayne Cohill at Fresno State, 3/23/22
- 14, Darius Quisenberry vs. UIC, 2/16/2019
- 14, Kamren Belin at Kent State, 11/27/2013
- 14, John McElroy vs. Wayne State, 2/26/1969
- 14, Tony Knott vs. Gannon, 1/11/1955
- 14, Harry Krall vs. St. Francis, 1/15/1951
- 14, Reggie Kemp vs. Loyola, 1/19/1991

Free Throw Pct. (Min. 10 Made)

- 1.000 (10-10) Dwayne Cohill vs. NKU, Jan. 14, 2022
- 1.000 (10-10) Darius Quisenberry at Green Bay, 1/3/2019
- 1.000 (10-10) Cameron Morse vs. So. Alabama 11/19/2016
- 1.000 (12-12) Bob Carlson vs. Westminster, 2/28/1976
- 1.000 (11-11) Adam Baumann at Oakland, 1/6/2003
- 1.000 (10-10) Craig Haesevs. Oakland, 2/22/2001
- 1.000 (10-10) Albert Crockett vs. Montana, 12/19/1998
- 1.000 (10-10) Stephen Flores vs. Western Illinois, 1/25/2001
- 1.000 (10-10) Rafael Cruz at Evansville, 11/17/2001
- 1.000 (10-10) Doug Underwood vs. Butler, 1/21/2004
- 1.000 (10-10) Bruce Alexander vs. Phila. Textile, 1/31/1979

Rebounds

- 33, Herb Lake vs. Westminster, 2/12/1958
- 32, Jeff Covington vs. Bellarmine, 3/8/1977
- 32, Charles Day vs. Gannon, 1/26/1961
- 32, Herb Lake at Alliance, 2/18/1959
- 31, Herb Lake vs. St. Vincent, 1/28/1959

Assists

- 26, Bill Eckert vs. Wayne State, 2/26/1969
- 20, Terry Moore vs. Georgia State, 12/28/1973
- 17, Bill Eckert vs. Wayne State, 2/15/1969
- 16, Joe Votino vs. Buffalo, 2/14/1979
- 15, Terry Moore vs. SIU-Edwardsville, 12/19/1975

Blocked Shots

- 12, Ricky Tunstall at Delaware State, 2/14/1983
- 11, Ricky Tunstall vs. MTSU, 1/8/1983
- 8, Damian Eargle vs. UC-Riverside, 11/18/11
- 8, Ricky Tunstall vs. UM-Eastern Shore, 12/9/1982
- 8, Jack Liles vs. Canisius, 11/28/2006

Steals

- 7, Garrett Covington vs. Franciscan, 11/14/2017
- 7, Kendrick Perry at Loyola, 2/5/2012
- 6, Marlon Willamson at UMKC, 12/21/2002
- 6, Albert Crockett vs. Slippery Rock, 11/20/1998
- 6, Anthony Hunt vs. Eastern Illinois, 1/20/1996
- 6, Derrick Simmons vs. Valparaiso, 2/28/1994
- 6, Kevin Cherry vs. Tennessee Tech, 3/9/1984
- 6, Rob Carter vs. Westminster, 11/28/1981
- 6, John Goodson vs. Morehead State, 12/19/1981



OUTSTANDING PERFORMANCES

40-Point Games (21)

By Points Scored

- 72 John McElroy vs. Wayne State • 2/26/1969
55 Tilman Bevely vs. Tennessee Tech • 1/26/1986
 52 John McElroy vs. Illinois Wesleyan • 12/28/1968
 50 Tony Knott vs. Fenn • 2/13/1954
46 Reggie Kemp vs. Wright State • 2/6/1993
 46 Jeff Covington vs. Mankato State • 2/11/1978
 46 John McElroy vs. Hiram • 12/21/1968
 45 John McElroy vs. St. Vincent • 1/5/1967
44 Cameron Morse at UIC • 2/9/17
44 Cameron Morse vs. Green Bay • 1/9/2016
 44 Jeff Covington at Alliance • 1/22/1975
 44 Leo Mogus vs. Mexico City YMCA • 2/2/1942
 43 Leo Mogus vs. Grove City • 12/16/1942
42 Reggie Kemp vs. St. Francis (Pa.) • 1/2/1990
41 Darius Quisenberry vs. Wright State • 2/20/2020
 41 Jeff Covington at Cleveland State • 3/3/1976
 41 Tony Knott vs. John Carroll • 2/21/1955
 41 Tony Knott vs. Baldwin-Wallace • 2/25/1956
40 Cameron Morse vs. UIC • 1/14/17
40 Cameron Morse vs. Toledo • 11/15/16
 40 Tony Mitchell vs. San Francisco St. • 12/13/1973
 40 Tony Knott vs. Gannon • 1/23/1956

Most Times

- 4 Cameron Morse**
 4 John McElroy
 4 Tony Knott
 3 Jeff Covington
2 Reggie Kemp
 2 Leo Mogus
1 Darius Quisenberry
1 Tilman Bevely
 1 Tony Mitchell

By Date

- 41 Darius Quisenberry vs. WSU • 2/20/2020**
44 Cameron Morse at UIC • 2/9/17
40 Cameron Morse vs. UIC • 1/14/17
40 Cameron Morse vs. Toledo • 11/15/16
44 Cameron Morse vs. Green Bay • 1/9/2016
46 Reggie Kemp vs. Wright State • 2/6/1993
42 Reggie Kemp vs. St. Francis (Pa.) • 1/2/1990
55 Tilman Bevely vs. Tennessee Tech • 1/26/1986
 46 Jeff Covington vs. Mankato State • 2/11/1978
 41 Jeff Covington at Cleveland State • 3/3/1976
 44 Jeff Covington at Alliance • 1/22/1975
 40 Tony Mitchell vs. San Francisco St. • 12/13/1973
 72 John McElroy vs. Wayne State • 2/26/1969
 52 John McElroy vs. Illinois Wesleyan • 12/28/1968
 46 John McElroy vs. Hiram • 12/21/1968
 45 John McElroy vs. St. Vincent • 1/5/1967
 41 Tony Knott vs. Baldwin-Wallace • 2/25/1956
 40 Tony Knott vs. Gannon • 1/23/1956
 41 Tony Knott vs. John Carroll • 2/21/1955
 50 Tony Knott vs. Fenn • 2/13/1954
 43 Leo Mogus vs. Grove City • 12/16/1942
 44 Leo Mogus vs. Mexico City YMCA • 2/2/1942

30-Point Games (128)

By Points Scored

- 39 Bill Johnson vs. Kenyon • 1/7/1969
 38 Ron Smith at Cleveland State • 12/23/1970
 38 Tony Knott vs. Slippery Rock • 2/12/1955
37 Darius Quisenberry vs. UIC • 2/16/19
37 Quin Humphrey vs. UIC • 2/3/2007
37 Domanique Crawford vs. Loyola • 2/25/2006
 37 Dave Zeigler vs. Northern Michigan • 1/24/1980
 37 John McElroy vs. UW-Oshkosh • 12/21/1967
 37 David Culliver vs. Randolph-Macon • 3/5/1966
 37 Tony Knott vs. Lawrence Tech • 1/21/1956
36 Quin Humphrey vs. Detroit • 2/14/2007
36 Tilman Bevely vs. Austin Peay • 2/21/1987
 36 Dave Zeigler vs. Mount Union • 12/9/1978
 36 Dave Zeigler vs. Ashland • 1/17/1979
 36 Jeff Covington at Akron • 2/4/1978
 36 Jeff Covington vs. Cleveland State • 2/23/1977
 36 Tony Mitchell at Philadelphia Textile • 1/30/1974

- 36 John McElroy at Alliance • 2/19/1969
 36 John McElroy at Walsh • 2/22/1967
 36 John McElroy at Alderson-Broaddus • 2/6/1967
 36 Dave Culliver vs. Gannon • 2/21/1966
 36 Joe Nigro vs. Buffalo State • 1/26/1966
 36 Jack Christein vs. John Carroll • 1/21/1948
35 Cameron Morse vs. Wright State • 2/16/17
35 Kendrick Perry at Oakland • 3/4/2014
35 Kendrick Perry vs. Milwaukee • 2/20/2014
35 Quin Humphrey vs. Wright State • 2/22/2007
35 Mike Alcorn vs. Pitt.-Bradford • 2/24/1992
35 Reggie Kemp vs. Chicago State • 2/19/1990
 35 Dave Zeigler vs. Steubenville • 12/1/1979
 35 Bill Johnson at St. Vincent • 2/18/1970
 35 John McElroy vs. Kenyon • 1/4/1969
 35 Herb Lake vs. Baldwin-Wallace • 1/16/1957
34 Michael Akuchie vs. Detroit Mercy • 2/12/2022
34 Cameron Morse vs. Oakland • 3/4/17
34 Kendrick Perry vs. North Dakota St. • 11/19/12
34 Marcus Culbreth at Troy State • 2/25/1996
 34 Jeff Covington at Buffalo • 2/7/1978
 34 Jeff Covington vs. Samford • 12/28/1974
 34 Bill Johnson at Steubenville • 1/31/1970
 34 Chuck Montgomery vs. Westminster • 12/13/1969
 34 Joe Nigro at Michigan Lutheran • 2/12/1966
 34 Tony Knott vs. Loyola (Chicago) • 1/30/1956
 34 Herb Lake vs. Baldwin-Wallace • 1/25/1956
 34 Tony Knott at Alliance • 1/15/1955
 34 Tony Knott at Wayne State • 2/24/1954
 34 Leo Mogus vs. Hiram • 12/10/1941
33 Michael Akuchie vs. Milwaukee • 1/29/2022
33 Braun Hartfield at Canisius • 11/18/2017
33 Cameron Morse vs. Milwaukee • 12/29/16
33 Kendrick Perry at Kansas City • 12/7/2013
33 Quin Humphrey at UIC • 12/31/2005
33 Tim Jackson vs. St. Francis (Pa.) • 2/5/1990
 33 Bruce Alexander vs. St. Vincent • 12/6/1980
 33 Dave Zeigler vs. UM-Eastern Shore • 12/12/1979
 33 Jeff Covington at Northern Iowa • 1/16/1978
 33 Jeff Covington at Gannon • 2/19/1977
 33 Dave Culliver vs. Philadelphia Textile • 1/30/1965
 33 Howard McElroy vs. Gannon • 1/26/1961
 33 Mickey Yugovich vs. Akron • 2/17/1960
 33 Jim Cramer at Gannon • 2/2/1959
 33 Herb Lake vs. Westmont (Calif.) • 3/12/1957
 33 Mike Magula vs. Marietta • 1/19/1952
 33 Charles Bush vs. Rio Grande • 1/29/1948
32 Naz Bohannon vs. Green Bay • 1/1/2021
32 Darius Quisenberry vs. Cleveland St. • 3/2/19
32 Kendrick Perry vs. Austin Peay • 11/30/2013
32 Kamren Belin at Kent State • 11/27/2013
32 Quin Humphrey at Loyola • 1/2/2006
32 Ryan Patton vs. Western Illinois • 1/25/2001
32 Craig Haese vs. Tennessee State • 12/29/1999
32 Tim Jackson vs. Morehead State • 2/29/1988
32 Tilman Bevely vs. Detroit • 2/4/1987
32 Garry Robbins vs. Eastern Kentucky • 1/13/1986
 32 Dave Zeigler at Ashland • 2/26/1980
 32 Dave Zeigler vs. St. Vincent • 12/8/1979
 32 Dave Zeigler vs. Western Illinois • 1/13/1979
 32 Dave Zeigler vs. Bellarmine • 1/3/1979
 32 Dave Zeigler vs. Delaware State • 12/29/1978
 32 Jeff Covington at Bellarmine • 2/14/1978
 32 Jeff Covington vs. Ashland • 1/18/1978
 32 John McElroy at St. Vincent • 2/22/1969
 32 Frank Fitz vs. Alliance • 2/6/1969
 32 Joe Nigro at Baldwin-Wallace • 12/8/1965
 32 Tom Getch vs. Muskingum • 1/4/1961
 32 Howard McElroy vs. M. Harvey • 12/19/1960
 32 Leo Mogus vs. St. Vincent • 1/27/1943
 32 Leo Mogus vs. Dayton • 12/21/1940
31 Dwayne Cohill vs. UIC • 2/18/2022
31 Kendrick Perry vs. UIC • 2/15/2014
31 Kendrick Perry vs. Cleveland State • 1/13/2014
31 Kendrick Perry at Milwaukee • 1/2/2014
31 Kendrick Perry vs. Eastern Kentucky • 11/10/2013
31 Kendrick Perry vs. Oakland • 3/23/13
31 Keston Roberts vs. Detroit • 2/27/2007
31 Quin Humphrey vs. UW-Green Bay • 1/5/2006

20-REBOUND GAMES

Division I (6)

- 24 Michael Akuchie at Robert Morris • 2/6/2021
 22 Jerome Sims vs. Radford • 2/8/1992
 21 Adam Baumann vs. Oakland • 12/20/2003
 21 Jerome Sims at NE Illinois • 11/18/1992
 21 Jerome Sims vs. UW-Milwaukee • 2/1/1992
 20 Tim Jackson vs. UW-Milwaukee • 1/14/1991

Since 1958-59 (49)

- 33 Herb Lake vs. Westminster • 2/12/1958
 32 Jeff Covington vs. Bellarmine • 3/8/1977
 32 Charles Day vs. Gannon • 1/26/1961
 32 Herb Lake at Alliance • 2/18/1959
 31 Herb Lake vs. St. Vincent • 1/28/1959
 30 Herb Lake vs. Geneva • 1956-57
 28 Herb Lake vs. Anderson • 2/23/1959
 27 Herb Lake at Geneva • 1/26/1959
 26 Will Teague vs. Toronto • 12/7/1968
 26 Will Teague at Alliance • 2/19/1969
 26 Frank Fitz vs. Alliance • 2/6/1968
 26 Mickey Yugovich vs. Alma • 12/5/1959
 26 Robert Mayberry • 1953-54
 25 Frank Fitz vs. Hiram • 12/19/1967
 25 Richard Denamen at Geneva • 1/29/1969
 25 Joe LaVolpa vs. Alliance • 2/17/1966
 24 Jeff Covington at Alliance • 1/22/1975
 24 Ron Allen vs. Gannon • 12/11/1963
 24 Ron Allen vs. Geneva • 12/16/1963
 24 Ron Allen vs. Geneva • 2/12/1962
 24 Charles Day vs. South Carolina St. • 3/11/1961
 24 Herb Lake vs. Findlay • 3/2/1959
 23 Jeff Skeeles at Steubenville • 1/31/1970
 23 Jeff Covington vs. Baltimore • 12/29/1977
 23 Ron Allen vs. Malone • 12/3/1962
 23 Herb Lake at Alliance • 12/8/1958
 23 Herb Lake vs. Baldwin-Wallace • 3/3/1959
 22 Jeff Skeeles vs. UW-Oshkosh • 12/29/1970
 22 Frank Fitz vs. Alderson Broaddus • 1/4/1968
 22 Ron Allen vs. Alderson Broaddus • 12/12/1962
 22 Ron Allen vs. Hillsdale • 1/31/1962
 22 Micky Yugovich at Alliance • 12/14/1959
 22 Herb Lake at Gannon • 2/2/1959
 21 Jeff Covington vs. Ashland • 1/19/1977
 21 Gary Anderson vs. Walsh • 12/1/1973
 21 Frank Fitz at Hillsdale • 3/2/1968
 21 Charles Rowan vs. Alliance • 12/1/1966
 21 Ron Allen at Buffalo • 1/25/1964
 21 Ron Allen vs. Baldwin-Wallace • 2/7/1963
 21 Ron Allen at Hillsdale • 2/21/1962
 21 Jim Himmelwright vs. Ashland • 12/1/1960
 21 Herb Lake vs. Central State • 1/12/1959
 21 Herb Lake at Baldwin-Wallace • 2/28/1959
 20 Jeff Covington vs. N. Kentucky • 1/9/1976
 20 Gary Anderson at Alliance • 12/15/1976
 20 Will Teague vs. Illinois Wesleyan • 1/3/1970
 20 Ron Allen vs. Malone • 11/30/1963
 20 Ron Allen at St. Vincent • 2/16/1963
 20 Mickey Yugovich vs. Anderson • 2/23/1959



OUTSTANDING PERFORMANCES

31 Tim Jackson vs. Eastern Kentucky • 2/27/1988
31 Tilman Bevely vs. Eastern Kentucky • 2/14/1987
31 Tilman Bevely vs. Wright State • 1/28/1987
 31 Art McCullough vs. Ashland • 2/23/1981
 31 Dave Zeigler at Cleveland State • 2/28/1980
 31 Dave Zeigler vs. Ashland • 1/17/1980
 31 Dave Zeigler vs. Phil. Textile • 1/14/1980
 31 Gerald Parks at Maine • 12/14/1977
 31 Gerald Parks vs. Clarion State • 1/4/1977
 31 Jeff Covington at Walsh • 1/13/1975
 31 Will Teague vs. Hiram • 12/22/1969
 31 John McElroy vs. St. Vincent • 2/15/1968
 31 Tony Pero at Marietta • 1/27/1962
 31 Jim Gordon at St. Francis (Pa.) • 2/21/1959
 31 Herb Lake vs. St. Vincent • 1/28/1959
 31 Jim Cramer vs. Baldwin-Wallace • 1/14/1959
 31 Leo Mogus vs. Hiram • 12/11/1940
30 Garrett Covington at Oakland • 3/2/2021
30 Cameron Morse vs. Detroit • 2/6/2016
30 Kendrick Perry at Milwaukee • 1/31/12
30 DeAndre Mays vs. Loyola • 2/6/2010
30 Keston Roberts vs. Loyola • 12/30/2006
30 Elmer Brown at Cincinnati • 11/19/1999
30 Tilman Bevely vs. Middle Tennessee • 2/9/1987
 30 Dave Zeigler vs. Ohio • 12/16/1978
 30 Jeff Covington vs. Saginaw Valley • 12/26/1977
 30 Jeff Covington vs. Akron • 1/14/1978
 30 Gary Anderson at Alliance • 12/15/1976
 30 Bill Johnson vs. Ohio Wesleyan • 12/13/1971
 30 Bill Johnson at St. Vincent • 2/27/1971
 30 Bill Johnson vs. West New England • 2/6/1971
 30 Bill Johnson vs. Geneva • 1/28/1970
 30 Joe Nigro vs. Cleveland State • 2/15/1967
 30 Joe Nigro vs. St. Vincent • 1/5/1967
 30 Mickey Yugovich at Tennessee St. • 1/30/1960
 30 Mickey Yugovich vs. St. Vincent • 12/16/1959
 30 Mickey Yugovich vs. John Carroll • 12/15/1956
 30 Herb Lake at Geneva • 1/26/1957
 30 Mike Magula vs. Fenn • 1/5/1952
 30 Mike Magula vs. John Carroll • 12/14/1951
 30 Leo Mogus vs. Carnegie Tech • 12/13/1940

Most Times

14 Dave Zeigler
11 Kendrick Perry
 10 Jeff Covington
 7 Bill Johnson
 7 John McElroy
6 Quin Humphrey
5 Tilman Bevely
 5 Joe Nigro
 5 Herb Lake
 5 Leo Mogus
4 Cameron Morse
 4 Tony Knott
 4 Mickey Yugovich
 3 David Culliver
3 Tim Jackson
 3 Mike Magula
2 Michael Akuchie
2 Darius Quisenberry
 2 Howard McElroy
 2 Jim Cramer
2 Keston Roberts
 2 Gerald Parks
1 Dwayne Cohill
1 Garrett Covington
1 Naz Bohannon
1 Braun Hartfield
 1 Tony Mitchell
1 Domonique Crawford
 1 Jack Christein
1 Mike Alcorn
1 Reggie Kemp
1 Marcus Culbreth
 1 Chuck Montgomery
 1 Bruce Alexander
 1 Charles Bush
1 Kamren Belin

1 Ryan Patton
1 Craig Haese
1 Garry Robbins
 1 Frank Fitz
 1 Tom Getch
 1 Art McCullough
 1 Will Teague
 1 Tony Pero
 1 Jim Gordon
1 DeAndre Mays
1 Elmer Brown
 1 Gary Anderson

By Date

31 Dwayne Cohill vs. UIC • 2/18/2022
34 Michael Akuchie vs. Detroit Mercy • 2/12/2022
33 Michael Akuchie vs. Milwaukee • 1/29/2022
30 Garrett Covington at Oakland • 3/2/2021
32 Naz Bohannon vs. Green Bay • 1/1/2021
32 Darius Quisenberry vs. Cleveland St. • 3/2/19
37 Darius Quisenberry vs. UIC • 2/16/19
33 Braun Hartfield at Canisius • 11/18/2017
34 Cameron Morse vs. Oakland • 3/4/17
35 Cameron Morse vs. Wright State • 2/16/17
33 Cameron Morse vs. Milwaukee • 12/29/16
30 Cameron Morse vs. Detroit • 2/6/2016
35 Kendrick Perry at Oakland • 3/4/2014
35 Kendrick Perry vs. Milwaukee • 2/20/2014
31 Kendrick Perry vs. UIC • 2/15/2014
31 Kendrick Perry vs. Cleveland State • 1/13/2014
31 Kendrick Perry at Milwaukee • 1/2/2014
33 Kendrick Perry at Kansas City • 12/7/2013
32 Kendrick Perry vs. Austin Peay • 11/30/2013
32 Kamren Belin at Kent State • 11/27/2013
31 Kendrick Perry vs. Eastern Kentucky • 11/10/2013
31 Kendrick Perry vs. Oakland • 3/23/13
34 Kendrick Perry vs. North Dakota St. • 11/19/12
30 Kendrick Perry at Milwaukee • 1/31/12
30 DeAndre Mays vs. Loyola • 2/6/2010
31 Keston Roberts vs. Detroit • 2/27/2007
35 Quin Humphrey vs. Wright State • 2/22/2007
36 Quin Humphrey vs. Detroit • 2/14/2007
37 Quin Humphrey vs. UIC • 2/3/2007
30 Keston Roberts vs. Loyola • 12/30/2006
37 Domonique Crawford vs. Loyola • 2/25/2006
31 Quin Humphrey vs. UW-Green Bay • 1/5/2006
32 Quin Humphrey at Loyola • 1/2/2006
33 Quin Humphrey at UIC • 12/31/2005
32 Ryan Patton vs. Western Illinois • 1/25/2001
32 Craig Haese vs. Tennessee State • 12/29/1999
30 Elmer Brown at Cincinnati • 11/19/1999
34 Marcus Culbreth at Troy State • 2/25/1996
35 Mike Alcorn vs. Pitt.-Bradford • 2/24/1992
35 Reggie Kemp vs. Chicago State • 2/19/1990
33 Tim Jackson vs. St. Francis (Pa.) • 2/5/1990
32 Tim Jackson vs. Morehead State • 2/29/1988
31 Tim Jackson vs. Eastern Kentucky • 2/27/1988
36 Tilman Bevely vs. Austin Peay • 2/21/1987
31 Tilman Bevely vs. Eastern Kentucky • 2/14/1987
30 Tilman Bevely vs. Middle Tennessee • 2/9/1987
32 Tilman Bevely vs. Detroit • 2/4/1987
31 Tilman Bevely vs. Wright State • 1/28/1987
32 Garry Robbins vs. Eastern Kentucky • 1/13/1986
 31 Art McCullough vs. Ashland • 2/23/1981
 33 Bruce Alexander vs. St. Vincent • 12/6/1980
 31 Dave Zeigler at Cleveland State • 2/28/1980
 32 Dave Zeigler at Ashland • 2/26/1980
 37 Dave Zeigler vs. Northern Michigan • 1/24/1980
 31 Dave Zeigler vs. Ashland • 1/17/1980
 31 Dave Zeigler vs. Phil. Textile • 1/14/1980
 33 Dave Zeigler vs. UM-Eastern Shore • 12/12/1979
 32 Dave Zeigler vs. St. Vincent • 12/8/1979
 35 Dave Zeigler vs. Steubenville • 12/1/1979
 36 Dave Zeigler vs. Ashland • 1/17/1979
 32 Dave Zeigler vs. Western Illinois • 1/13/1979
 32 Dave Zeigler vs. Bellarmine • 1/3/1979
 32 Dave Zeigler vs. Delaware State • 12/29/1978
 30 Dave Zeigler vs. Ohio • 12/16/1978
 36 Dave Zeigler vs. Mount Union • 12/9/1978

32 Jeff Covington at Bellarmine • 2/14/1978
 34 Jeff Covington at Buffalo • 2/7/1978
 36 Jeff Covington at Akron • 2/4/1978
 32 Jeff Covington vs. Ashland • 1/18/1978
 33 Jeff Covington at Northern Iowa • 1/16/1978
 30 Jeff Covington vs. Akron • 1/14/1978
 30 Jeff Covington vs. Saginaw Valley • 12/26/1977
 31 Gerald Parks at Maine • 12/14/1977
 36 Jeff Covington vs. Cleveland State • 2/23/1977
 33 Jeff Covington at Gannon • 2/19/1977
 31 Gerald Parks vs. Clarion State • 1/4/1977
 30 Gary Anderson at Alliance • 12/15/1976
 31 Jeff Covington at Walsh • 1/13/1975
 34 Jeff Covington vs. Samford • 12/28/1974
 36 Tony Mitchell at Philadelphia Textile • 1/30/1974
 30 Bill Johnson vs. Ohio Wesleyan • 12/13/1971
 30 Bill Johnson at St. Vincent • 2/27/1971
 30 Bill Johnson vs. West New England • 2/6/1971
 38 Ron Smith at Cleveland State • 12/23/1970
 35 Bill Johnson at St. Vincent • 2/18/1970
 34 Bill Johnson at Steubenville • 1/31/1970
 30 Bill Johnson vs. Geneva • 1/28/1970
 31 Will Teague vs. Hiram • 12/22/1969
 34 Chuck Montgomery vs. Westminster • 12/13/1969
 32 John McElroy at St. Vincent • 2/22/1969
 36 John McElroy at Alliance • 2/19/1969
 32 Frank Fitz vs. Alliance • 2/6/1969
 39 Bill Johnson vs. Kenyon • 1/7/1969
 35 John McElroy vs. Kenyon • 1/4/1969
 31 John McElroy vs. St. Vincent • 2/15/1968
 37 John McElroy vs. UW-Oshkosh • 12/21/1967
 36 John McElroy at Walsh • 2/22/1967
 30 Joe Nigro vs. Cleveland State • 2/15/1967
 36 John McElroy at Alderson-Broaddus • 2/6/1967
 30 Joe Nigro vs. St. Vincent • 1/5/1967
 37 David Culliver vs. Randolph-Macon • 3/5/1966
 36 Dave Culliver vs. Gannon • 2/21/1966
 34 Joe Nigro at Michigan Lutheran • 2/12/1966
 36 Joe Nigro vs. Buffalo State • 1/26/1966
 32 Joe Nigro at Baldwin-Wallace • 12/8/1965
 33 Dave Culliver vs. Philadelphia Textile • 1/30/1965
 31 Tony Pero at Marietta • 1/27/1962
 33 Howard McElroy vs. Gannon • 1/26/1961
 32 Tom Getch vs. Muskingum • 1/4/1961
 32 Howard McElroy vs. M. Harvey • 12/19/1960
 33 Mickey Yugovich vs. Akron • 2/17/1960
 30 Mickey Yugovich at Tennessee St. • 1/30/1960
 30 Mickey Yugovich vs. St. Vincent • 12/16/1959
 31 Jim Gordon at St. Francis (Pa.) • 2/21/1959
 33 Jim Cramer at Gannon • 2/2/1959
 31 Herb Lake vs. St. Vincent • 1/28/1959
 31 Jim Cramer vs. Baldwin-Wallace • 1/14/1959
 33 Herb Lake vs. Westmont (Calif.) • 3/12/1957
 30 Herb Lake at Geneva • 1/26/1957
 35 Herb Lake vs. Baldwin-Wallace • 1/16/1957
 30 Mickey Yugovich vs. John Carroll • 12/15/1956
 34 Tony Knott vs. Loyola (Chicago) • 1/30/1956
 34 Herb Lake vs. Baldwin-Wallace • 1/25/1956
 37 Tony Knott vs. Lawrence Tech • 1/21/1956
 38 Tony Knott vs. Slippery Rock • 2/12/1955
 34 Tony Knott at Alliance • 1/15/1955
 34 Tony Knott at Wayne State • 2/24/1954
 33 Mike Magula vs. Marietta • 1/19/1952
 30 Mike Magula vs. Fenn • 1/5/1952
 30 Mike Magula vs. John Carroll • 12/14/1951
 36 Jack Christein vs. John Carroll • 1/21/1948
 34 Leo Mogus vs. Hiram • 12/10/1941
 30 Leo Mogus vs. Carnegie Tech • 12/13/1940
 31 Leo Mogus vs. Hiram • 12/11/1940

Bold indicates Division I

INDIVIDUAL SEASON RECORDS

Season Points

1. John McElroy (1968-69)	729
2. Cameron Morse (2016-17)	711
3. Tony Knott (1955-56)	705
4. Kendrick Perry (2013-14)	682
5. Dave Zeigler (1979-80)	665
6. Tilman Bevely (1986-87)	662
7. Jeff Covington (1977-78)	660
8. Jeff Covington (1976-77)	633
9. Dave Zeigler (1978-79)	623
10. Cameron Morse (2015-16)	608

Season Points Per Game

1. John McElroy (1968-69)	28.0
2. Dave Zeigler (1979-80)	27.7
3. Tony Knott (1955-56)	27.1
4. Jeff Covington (1977-78)	26.4
5. Dave Zeigler (1978-79)	24.9
6. Tilman Bevely (1986-87)	23.6
7. Jeff Covington (1976-77)	23.4
8. Bill Johnson (1969-70)	23.3
9. Cameron Morse (2016-17)	22.9
10. John McElroy (1966-67)	21.5

Season Field Goal Attempts

1. John McElroy (1968-69)	732
2. Cameron Morse (2016-17)	627
3. Tony Knott (1955-56)	571
4. Bill Johnson (1969-70)	549
4. Mickey Yugovich (1959-60)	549
6. Tilman Bevely (1986-87)	546
7. Billy Johnson (1971-72)	517
8. Anthony Mitchell (1973-74)	512
9. John McElroy (1967-68)	508
10. Dave Zeigler (1978-79)	507



Shawn Amiker set a single-season record with a .611 field-goal percentage in 2013-14.



Kendrick Perry owns the single-season steals (76) and FT made (190) records.

Season Field Goal Percentage

1. Shawn Amiker (2013-14)	61.1 (66-108)
2. TeJay Anderson (2000-01)	60.8 (87-143)
3. Jeff Covington (1976-77)	60.1 (247-411)
4. Art McCullough (1982-83)	59.3 (70-118)
5. Devin Haygood (2016-17)	58.7 (88-150)
6. John Keshock (1984-85)	57.8 (186-322)
7. Bob Fick (1990-91)	57.6 (144-250)
8. TeJay Anderson (2001-02)	57.5 (69-120)
9. Phil Gaston (1974-75)	57.3 (181-316)
10. Jordan Kaufman (2016-17)	56.5 (130-230)

Season Field Goals Made

1. John McElroy (1968-69)	310
2. Dave Zeigler (1979-80)	284
3. Dave Zeigler (1978-79)	262
4. Cameron Morse (2016-17)	260
5. Tilman Bevely (1986-87)	257
6. Jeff Covington (1976-77)	249
7. Jeff Covington (1976-77)	247
8. Tony Knott (1955-56)	243
9. Bill Johnson (1969-70)	238
10. Reggie Kemp (1990-91)	234
10. Mickey Yugovich (1959-60)	234

Season 3-Pt. Field Goals Made

1. Blake Allen (2012-13)	94
2. Craig Haese (2000-01)	92
3. Marcus Keene (2014-15)	91
3. Blake Allen (2011-12)	91
5. Matt Donlan (2015-16)	82
6. Cameron Morse (2017-18)	79
7. Cameron Morse (2016-17)	76
8. Ryan Weber (2013-14)	68
9. Matt Donlan (2016-17)	67
10. Quin Humphrey (2006-07)	65

Season 3-Pt. Field Goals Attempts

1. Blake Allen (2012-13)	261
2. Cameron Morse (2016-17)	238
3. Cameron Morse (2017-18)	237
4. Craig Haese (2000-01)	218
5. Marcus Keene (2014-15)	217
6. Blake Allen (2011-12)	212
7. Kamren Belin (2013-14)	188
8. Tevin Olison (2021-22)	183
9. Matt Donlan (2015-16)	177
10. Matt Donlan (2016-17)	176

Season 3-Pt. Field Goal Pct.

1. Matt Donlan (2015-16)	46.3 (82-177)
2. John Robinson (1986-87)	44.7 (42-94)
3. Andre Smith (1993-94)	44.4 (40-90)
4. Andrew Hannan (1998-99)	44.3 (27-61)
5. Anthony Hunt (1997-98)	43.9 (50-114)
6. Marc Vassar (1990-91)	43.1 (22-51)
7. Tilman Bevely (1986-87)	43.0 (61-142)
8. Blake Allen (2011-12)	42.9 (91-212)
9. Craig Haese (2000-01)	42.2 (92-218)
10. Anthony Hunt (1996-97)	42.1 (49-95)

Season Free Throws Made

1. Kendrick Perry (2013-14)	190
2. Jeff Covington (1977-78)	162
3. Kendrick Perry (2012-13)	153
4. Jerome Sims (1991-92)	145
5. Cameron Morse (2015-16)	142
5. Reggie Kemp (1989-90)	142
7. Quin Humphrey (2006-07)	141
8. Jeff Covington (1976-77)	139
8. Dwyane Cohill (2021-22)	132
9. Reggie Kemp (1990-91)	121

Season Free Throws Attempted

1. Kendrick Perry (2013-14)	258
2. Jerome Sims (1991-92)	232
3. Jeff Covington (1977-78)	215
4. Reggie Kemp (1989-90)	204
5. Jeff Covington (1976-77)	196
6. Reggie Kemp (1990-91)	183
7. Quin Humphrey (2006-07)	182
8. Kendrick Perry (2012-13)	181
9. Cameron Morse (2015-16)	175
10. Desmond Harrison (2000-01)	168


Season Free Throw Percentage

1. Craig Haese (2000-01)	93.9 (62-66)
2. Bruce Alexander (1980-81)	91.1 (92-101)
3. Bruce Timko (1984-85)	90.7 (78-86)
4. Bruce Alexander (1978-79)	86.6 (58-67)
5. Rafael Cruz (2001-02)	86.4 (51-59)
6. Ryan Weber (2013-14)	85.9 (55-64)
6. Mike Alcorn (1991-92)	85.9 (79-92)
8. Craig Haese (1999-2000)	85.1 (57-67)
9. Kendrick Perry (2012-13)	84.5 (153-181)
10. Verdell Rawls (1992-93)	84.9 (62-73)

Season Rebounds

1. Herb Lake (1956-57)	555
2. Herb Lake (1958-59)	489
3. Herb Lake (1957-58)	448
4. Ron Allen (1962-63)	380
5. Jeff Covington (1976-77)	366
6. Jeff Covington (1977-78)	362
7. Herb Lake (1955-56)	356

INDIVIDUAL SEASON RECORDS



Ricky Tunstall blocked 138 shots in 1982-82 and had 83 blocks in 1983-84.

8. Ron Allen (1961-62)	350
9. Charles Day (1960-61)	349
10. Jerome Sims (1991-92)	327

Season Rebound Avg. (Pre-1981)

1. Herb Lake (1956-57)	20.5
2. Herb Lake (1958-59)	17.4
3. Herb Lake (1957-58)	16.6
4. Jeff Covington (1977-78)	14.5
5. Herb Lake (1955-56)	14.2
6. Ron Allen (1962-63)	14.1
7. Ron Allen (1961-62)	14.0
8. Frank Fitz (1967-68)	13.5
9. Mickey Yugovich (1959-60)	13.3
10. Jeff Covington (1975-76)	13.2

Season Rebounds Avg. (Post-1981)

1. Jerome Sims (1991-92)	11.7
2. Tim Jackson (1989-90)	10.3
3. Jerome Sims (1992-93)	9.2
4. Tim Jackson (1990-91)	9.1
4. Shane Johnson (1988-89)	9.1
6. Naz Bohannon (2019-20)	8.6
7. Naz Bohannon (2018-19)	8.3
7. Michael Akuchie (2020-21)	8.3
7. Quin Humphrey (2005-06)	8.3
10. Naz Bohannon (2020-21)	8.2
10. Marcus Culbreth (1995-96)	8.2

Season Assists

1. Billy Johnson (1971-72)	239
2. Terry Moore (1974-75)	230
3. Terry Moore (1973-74)	200
4. Terry Moore (1975-76)	189
5. Terry Moore (1976-77)	176
6. Bruce Timko (1985-86)	169
7. Ryan Patton (2000-01)	163
8. Francisco Santiago (2016-17)	158
9. Bruce Timko (1983-84)	156
10. Billy Johnson (1970-71)	153

Season Assists Per Game

1. Billy Johnson (1971-72)	8.2
1. Terry Moore (1974-75)	8.2
3. Terry Moore (1973-74)	7.7
4. Terry Moore (1975-76)	7.6
5. Billy Johnson (1970-71)	6.4
6. Terry Moore (1976-77)	6.1
7. Bruce Timko (1985-86)	6.0
8. Joe Votino (1977-78)	5.8
9. Ryan Patton (2000-01)	5.7
10. Shawn Burns (1979-80)	5.5

Season Steals

1. Kendrick Perry (2013-14)	76
2. Kendrick Perry (2011-12)	74
3. Marlon Williamson (2002-03)	64
4. Kendrick Perry (2012-13)	56
5. Reggie Kemp (1989-90)	55
6. Braun Hartfield (2017-18)	54
7. Bruce Alexander (1980-81)	53
8. Bruce Alexander (1979-80)	52
9. DJ Cole (2014-15)	51
10. Reggie Kemp (1990-91)	50

Season Blocked Shots

1. Ricky Tunstall (1982-83)	138
2. Damian Eargle (2011-12)	116
3. Damian Eargle (2012-13)	102
4. Damian Eargle (2010-11)	91
5. Ricky Tunstall (1983-84)	83
6. David Brown (1999-00)	44
7. David Brown (1997-98)	39
8. Devin Haygood (2017-18)	37
9. Jack Liles (2008-09)	36
9. Jack Liles (2006-07)	36

Season Minutes Played

1. Blake Allen (2012-13)	1,188
2. Kendrick Perry (2013-14)	1,168
3. Francisco Santiago (2016-17)	1,131
4. Cameron Morse (2016-17)	1,123
5. Marcus Keene (2014-15)	1,117
6. Matt Donlan (2015-16)	1,109
7. Quin Humphrey (2006-07)	1,105
8. Kendrick Perry (2011-12)	1,079
9. Naz Bohannon (2019-20)	1,061
9. Kendrick Perry (2012-13)	1,061

Season Games Started


1. Dwayne Cohill (2021-22)	34
1. Michael Akuchie (2021-22)	34
1. Tevin Olison (2021-22)	34
1. Blake Allen (2012-13)	34
5. Shemar Rathan-Mayes (2021-22)	33
5. Naz Bohannon (2019-20)	33
7. Darius Quisenberry (2019-20)	32
7. Darius Quisenberry (2018-19)	32
7. Francisco Santiago (2016-17)	32
7. Cameron Morse (2015-16)	32
7. Francisco Santiago (2015-16)	32
7. Bobby Hain (2014-15)	32
7. Marcus Keene (2014-15)	32
7. Kendrick Perry (2013-14)	32
7. Damian Eargle (2012-13)	32
7. Kamren Belin (2012-13)	32

Season Personal Fouls

1. Devin Haygood (2017-18)	110
2. Devin Haygood (2016-17)	109
2. Robert Johnson (1985-86)	109
4. Kamren Belin (2012-13)	107
4. Robert Johnson (1986-87)	107
6. Ricky Tunstall (1983-84)	105
6. Will Teague (1969-70)	105
8. Ricky Tunstall (1982-83)	101
9. Vytas Sulskis (2010-11)	100
10. Vytas Sulskis (2007-08)	99
10. Desmond Harrison (2000-01)	99
10. Troy Williams (1984-85)	99

Season Games Played

1. Dwayne Cohill (2021-22)	34
1. Michael Akuchie (2021-22)	34
1. Tevin Olison (2021-22)	34
1. Matt Donlan (2016-17)	34
1. Braun Hartfield (2016-17)	34
1. Devin Haygood (2016-17)	34
1. Jorden Kaufman (2016-17)	34
1. Francisco Santiago (2016-17)	34
1. Blake Allen (2012-13)	34
1. Kamren Belin (2012-13)	34
1. DJ Cole (2012-13)	34



Craig Haese owns the single-season free-throw percentage mark of .939 in 2000-01.

INDIVIDUAL CAREER RECORDS

Career Points

1. Jeff Covington (1974-78)	2,424
2. Tony Knott (1952-56)	2,218
3. Kendrick Perry (2010-14)	1,991
4. John McElroy (1965-69)	1,942
5. Mickey Yugovich (1956-60)	1,917
6. Cameron Morse (2017-18)	1,913
7. Reggie Kemp (1988-93)	1,821
8. Herb Lake (1955-59)	1,783
9. Billy Johnson (1968-72)	1,726
10. Quin Humphrey (2003-07)	1,707

Career Points Per Game

1. Dave Zeigler (1978-80)	26.3
2. Jeff Covington (1974-78)	22.9
3. Tony Knott (1952-56)	21.5
4. John McElroy (1965-69)	19.8
5. Dave Culliver (1962-66)	18.1
6. Mickey Yugovich (1956-60)	17.5
7. Cameron Morse (2017-18)	17.4
8. Reggie Kemp (1988-93)	16.9
9. Billy Johnson (1968-72)	16.9
10. Herb Lake (1955-59)	16.7

Career Field Goal Attempts

1. John McElroy (1965-69)	1,959
2. Mickey Yugovich (1956-60)	1,786
3. Billy Johnson (1968-72)	1,696
4. Herb Lake (1955-59)	1,668
5. Jeff Covington (1974-78)	1,665
6. Cameron Morse (2014-18)	1,593
7. Joe Nigro (1964-68)	1,480
8. Reggie Kemp (1988-93)	1,450
9. Kendrick Perry (2010-14)	1,374
10. Dave Culliver (1962-66)	1,368

Career Field Goal Percentage

1. Devin Haygood (2016-18)	55.5 (187-337)
2. Jeff Covington (1974-78)	55.4 (956-1,725)
3. Jordan Kaufmann (2014-17)	55.3 (209-378)



Quin Humphrey set the school record for minutes played with 3,689.

4. Dave Zeigler (1978-80)	53.9 (546-1,013)
5. Bob Fick (1990-92)	53.8 (252-468)
6. Tim Jackson (1987-91)	52.6 (600-1,140)
7. Jack Liles (2005-09)	51.8 (344-664)
8. James Wilson (1985-87)	51.3 (233-454)
9. Art McCullough (1980-83)	50.9 (340-668)
10. Bobby Hain (2012-16)	50.7 (469-925)

Career Field Goals Made

1. Jeff Covington (1974-78)	956
2. John McElroy (1965-69)	846
3. Mickey Yugovich (1956-60)	791
4. Tony Knott (1952-56)	776
5. Herb Lake (1955-59)	721
6. Billy Johnson (1968-72)	706
7. Reggie Kemp (1988-93)	695
8. Cameron Morse (2014-18)	666
9. Kendrick Perry (2013-14)	643
10. Bruce Alexander (1978-83)	605

Career 3-Point Field Goals Made

1. Cameron Morse (2014-18)	232
1. Blake Allen (2010-13)	232
3. Kendrick Perry (2010-14)	201
5. Craig Haese (1997-2001)	198
5. Vytas Sulskis (2007-11)	169
6. Mike Alcorn (1990-94)	166
7. Quin Humphrey (2003-07)	165
8. Ashen Ward (2008-12)	150
9. Matt Donlan (2015-17)	149
10. Hank Raber (1992-97)	143

Career 3-Pt. Field Goals Attempts

1. Cameron Morse (2014-18)	668
2. Blake Allen (2010-13)	593
3. Kendrick Perry (2010-14)	577
4. Craig Haese (1997-2001)	527
5. Michael Akuchie (2017-22)	466
6. Vytas Sulskis (2007-11)	465
7. Quin Humphrey (2003-2007)	451
8. Ashen Ward (2008-12)	444
9. Hank Raber (1992-97)	432
10. Mike Alcorn (1990-94)	421

Career 3-Pt. Field Goal Pct.

1. John Robinson (1984-88)	43.4 (43-99)
2. Tilman Bevely (1984-88)	42.4 (84-198)
3. Matt Donlan (2015-17)	42.2 (149-353)
4. Anthony Hunt (1995-98)	41.7 (116-278)
5. Dwayne Cohill (2021-Present)	41.0 (34-83)
6. Andre Smith (1993-95)	40.8 (82-201)
7. Jaylen Benton (2017-18)	40.0 (36-90)
8. Marcus Keene (2013-15)	39.6 (113-285)
9. Domonique Crawford (2004-06)	39.6 (38-96)
10. Mike Alcorn (1990-94)	39.4 (166-421)

Career Free Throws Made

1. Kendrick Perry (2010-14)	504
2. Jeff Covington (1974-78)	502
3. Reggie Kemp (1988-93)	424
4. Quin Humphrey (2003-07)	370
5. Cameron Morse (2014-18)	349
6. Herb Lake (1955-59)	341
7. Mickey Yugovich (1956-60)	335
8. Tim Jackson (1987-91)	331
9. Joe Nigro (1964-68)	320
10. Vytas Sulskis (2007-11)	318

Career Free Throws Attempted

1. Jeff Covington (1974-78)	697
2. Kendrick Perry (2013-14)	670
3. Reggie Kemp (1988-93)	633
4. Herb Lake (1955-59)	554
5. Mickey Yugovich (1956-60)	502
6. Quin Humphrey (2003-07)	492
7. Vytas Sulskis (2007-11)	452
8. Cameron Morse (2014-18)	450
9. Tim Jackson (1987-91)	449
10. Joe Nigro (1964-68)	409

Career Free Throw Percentage


1. Craig Haese (1997-2001)	85.8 (181-211)
2. Bruce Alexander (1978-83)	85.2 (248-291)
3. Rafael Cruz (2000-02)	84.7 (149-176)
4. Dwayne Cohill (2021-Present)	83.5 (132-158)
5. Dave Zeigler (1978-80)	82.0 (200-244)
6. Keston Roberts (2005-07)	81.8 (130-159)
7. Mike Alcorn (1990-94)	81.7 (147-180)
8. Shemar Rathan-Mayes (2020-Pres.)	81.0 (132-163)
9. Michael Akuchie (2017-22)	79.9 (250-313)
10. Darius Quisenberry (2018-21)	79.7 (302-379)
10. Doug Underwood (2001-04)	79.7 (177-222)

Career Rebounds

1. Herb Lake (1955-59)	1,848
2. Jeff Covington (1974-78)	1,381
3. Mickey Yugovich (1956-60)	1,280
4. Naz Bohannon (2017-21)	990
5. Ron Allen (1961-64)	986
6. Tim Jackson (1987-91)	899
7. Michael Akuchie (2017-22)	840
8. Frank Fitz (1965-68)	743
9. Dave Culliver (1962-66)	729
10. Ron Smith (1968-72)	713

Career Rebounds Per Game

1. Herb Lake (1955-59)	17.3
2. Ron Allen (1961-64)	14.7



Dave Zeigler averaged a school-best 26.3 points per game in his two-year career.

INDIVIDUAL CAREER RECORDS



Damian Eargle set the YSU and Horizon League career blocks record (309) in three years.

3. Jeff Covington (1974-78)	13.0
4 Mickey Yugovich (1956-60)	11.6
5. Jerome Sims (1990-92)	10.6
6. Frank Fitz (1965-68)	10.4
7. Willie Teague (1966-70)	9.3
8. Joe LaVolpa (1964-67)	9.1
9. Dave Culliver (1962-66)	9.0
10. Ron Smith (1968-72)	8.3
10. Naz Bohannon (2017-21)	8.3

Career Assists

1. Terry Moore (1973-76)	619
2. Bruce Timko (1982-86)	551
3. Kendrick Perry (2010-14)	505
4. Ryan Patton (1998-2002)	456
5. DJ Cole (2011-15)	418
6. Billy Johnson (1968-72)	392
7. Cameron Morse (2014-18)	334
8. Marc Vassar (1988-93)	327
9. Anthony Hunt (1995-98)	325
10. Francisco Santiago (2015-18)	306

Career Steals

1. Kendrick Perry (2010-14)	246
2. Bruce Alexander (1978-83)	182
3. Reggie Kemp (1988-93)	175
4. Quin Humphrey (2003-07)	137
5. DJ Cole (2011-15)	133
5. Kevin Cherry (1981-85)	133
7. Bruce Timko (1982-86)	131
8. Cameron Morse (2014-18)	126
9. Marlon Williamson (1999-2003)	122
10. Garrett Covington (2017-Present)	118

Career Blocked Shots

1. Damian Eargle (2010-13)	309
2. Ricky Tunstall (1982-84)	221
3. David Brown (1997-2001)	134
4. Jack Liles (2005-09)	118
5. Michael Akuchie (2017-22)	81

5. TeJay Anderson (2000-04)	81
7. Devin Haygood (2015-18)	80
8. Brian Radakovich (2001-05)	70
9. Troy Williams (1981-85)	66
10. John Barber (2003-08)	63

Career Minutes Played

1. Kendrick Perry (2010-14)	4,184
2. Quin Humphrey (2003-07)	3,689
3. Naz Bohannon (2017-21)	3,661
4. Tim Jackson (1987-91)	3,484
5. Cameron Morse (2014-18)	3,418
6. Bruce Timko (1982-86)	3,403
7. Garrett Covington (2017-Present)	3,269
8. Michael Akuchie (2017-22)	3,242
9. Reggie Kemp (1988-93)	3,116
10. Vytas Sulskis (2007-11)	3,080

Career Personal Fouls

1. Tim Jackson (1987-91)	375
2. Vytas Sulskis (2007-11)	370
3. Jack Liles (2005-09)	346
4. Troy Williams (1981-85)	332
5. Ray Robinson (1981-85)	312
6. David Brown (1997-2001)	309
7. Brian Radakovich (2001-05)	302
8. Naz Bohannon (2017-21)	285
9. Shawn Amiker (2010-15)	283
10. Craig Haese (1997-2001)	274

Career Games Started

1. Naz Bohannon (2017-21)	118
2. Kendrick Perry (2013-14)	115
3. Tim Jackson (1987-91)	112
4. Garrett Covington (2017-Present)	104
5. Quin Humphrey (2003-07)	104
6. Reggie Kemp (1988-93)	98
7. Troy Williams (1981-85)	93
8. Jack Liles (2005-09)	92
7. Damian Eargle (2010-13)	91



Blake Allen made a school record 232 career 3-pointers from 2010-13.

8. Bruce Timko (1982-86)	89
9. Vytas Sulskis (2007-11)	87
10. Cameron Morse (2014-18)	84

*since 1980-81

Career Games Played

1. Michael Akuchie (2017-Present)	153
2. Shawn Amiker (2010-15)	128
3. Kendrick Perry (2010-14)	123
4. DJ Cole (2011-15)	121
5. Vytas Sulskis (2007-11)	120
6. John Barber (2003-08)	120
7. Garrett Covington (2017-Present)	122
8. Naz Bohannon (2017-2021)	119
8. Ashen Ward (2008-12)	119
10. Jack Liles (2005-09)	118



Cameron Morse tied the career 3-point record with 232 from 2014-18.



Shawn Amiker played in a school record 128 games from 2010-15.

DIVISION I CAREER RECORDS

SCORING

1. Kendrick Perry (2010-14)	1,991
2. Cameron Morse (2014-18)	1,913
3. Reggie Kemp (1988-91,92-93)	1,821
4. Quin Humphrey (2003-07)	1,707
5. Tim Jackson (1987-91)	1,531
6. Tilman Bevely (1984-88)	1,434
7. Vytas Sulskis (2007-11)	1,311
8. Michael Akuchie (2017-22)	1,252
9. Naz Bohannon (2017-21)	1,236
10. Troy Williams (1981-85)	1,225
11. Darius Quisenberry (2018-21)	1,213
12. Garrett Covington (2017-Present)	1,203
13. Bobby Hain (2012-16)	1,187
14. Desmond Harrison (1997-01)	1,075
15. Damian Eargle (2010-13)	1,061

SCORING AVERAGE (MIN. 45 GAMES)

1. Cameron Morse (2014-18)	17.4
2. Reggie Kemp (1988-91,92-93)	16.9
3. Andre Smith (1993-95)	16.2
3. Kendrick Perry (2010-14)	16.2
5. Darius Quisenberry (2018-21)	15.2
5. Keston Roberts (2005-07)	15.2
7. Quin Humphrey(2003-07)	15.0
8. Tim Jackson (1987-91)	13.7
9. Tilman Bevely (1984-88)	13.2
10. Bob Fick (1990-92)	12.7
11. DeAndre Mays (2008-10)	12.5
12. Doug Underwood (2001-04)	12.4
13. Anthony Hunt (1995-98)	12.4
14. Willie Spellman (1996-98)	12.3
14. Elmer Brown (1998-00)	12.1
15. Byron Davis (2006-08)	12.0

FIELD GOALS MADE

1. Reggie Kemp (1988-91,92-93)	695
2. Cameron Morse (2014-18)	666
3. Kendrick Perry (2010-14)	643
4. Tim Jackson (1987-91)	600
5. Quin Humphrey (2003-07)	586



Cameron Morse owns the D-I career scoring average record with 17.4 points per game.

6. Tilman Bevely (1984-88)	574
7. Troy Williams (1981-85)	515
8. Naz Bohannon (2017-21)	513
9. Bobby Hain (2012-16)	469
10. Garrett Covington (2017-Present)	443
11. Ray Robinson (1981-85)	432
12. Michael Akuchie (2017-22)	431
13. Damian Eargle (2010-13)	425
14. Desmond Harrison (1997-01)	416
15. Vytas Sulskis (2007-11)	412

FIELD GOALS ATTEMPTED

1. Cameron Morse (2014-18)	1,593
2. Reggie Kemp (1988-91,92-93)	1,450
3. Kendrick Perry (2010-14)	1,374
4. Quin Humphrey (2003-07)	1,305
5. Tilman Bevely (1984-88)	1,273
6. Tim Jackson (1987-91)	1,140
7. Naz Bohannon (2017-21)	1,052
8. Troy Williams (1981-85)	1,039
9. Michael Akuchie (2017-22)	1,006
10. Garrett Covington (2017-Present)	989
11. Darius Quisenberry (2018-21)	975
12. Vytas Sulskis (2007-11)	954
13. Doug Underwood (2001-04)	942
14. Bobby Hain (2012-16)	925
15. John Barber (2003-08)	916

FIELD GOAL PCT. (MIN. 150 MADE)

1. Devin Haygood (2016-18)	.555 (187-337)
2. Jordan Kaufman (2014-17)	.553 (209-378)
3. Bob Fick (1990-92)	.538 (252-468)
4. Tim Jackson (1987-91)	.526 (600-1140)
5. Shane Johnson (1988-89)	.519 (162-312)
6. Jack Liles (2005-09)	.518 (344-664)
7. James Wilson (1985-87)	.513 (233-454)
8. Bobby Hain (2012-16)	.507 (469-925)
9. TeJay Anderson (2000-04)	.506 (339-670)
10. John Keshock (1981-85)	.505 (289-572)
11. Dave Brown (1997-01)	.501 (172-343)
12. Art McCullough (1981-83)	.501 (240-479)
13. Shawn Amiker (2010-15)	.498 (289-580)
14. Troy Williams (1981-85)	.496 (515-1039)
15. Ray Robinson (1981-85)	.491 (432-880)

3-POINT FIELD GOALS MADE

1. Cameron Morse (2014-18)	232
1. Blake Allen (2010-13)	232
3. Kendrick Perry (2010-14)	201
4. Craig Haese (1997-01)	198
5. Vytas Sulskis (2007-11)	169
6. Mike Alcorn (1990-94)	166
7. Quin Humphrey (2003-07)	165
8. Ashen Ward (2008-12)	150
9. Matt Donlan (2014-17)	149
10. Hank Raber (1993-97)	143
11. Michael Akuchie (2017-22)	140
12. Doug Underwood (2001-04)	135
13. Ryan Patton (1998-02)	126
14. Darius Quisenberry (2018-21)	121
15. Kamren Belin (2012-14)	117

3-POINT FIELD GOALS ATTEMPTED

1. Cameron Morse (2014-18)	668
2. Blake Allen (2010-13)	593
3. Kendrick Perry (2010-14)	577
4. Craig Haese (1997-01)	527
5. Michael Akuchie (2017-22)	466
6. Vytas Sulskis (2007-11)	465
7. Quin Humphrey (2003-07)	451
8. Ashen Ward (2008-12)	444
9. Hank Raber (1993-97)	432

10. Mike Alcorn (1990-94)	421
11. Darius Quisenberry (2018-21)	400
12. Ryan Patton (1998-02)	383
13. Doug Underwood (2001-04)	371
14. Matt Donlan (2015-17)	353
15. David Henderson (1994-97)	332

3-POINT FG PCT. (MIN. 25 MADE)

1. John Robinson (1984-88)	.434 (43-99)
2. Tilman Bevely (1984-88)	.424 (84-198)
3. Matt Donlan (2015-17)	.422 (149-353)
4. Anthony Hunt (1995-98)	.417 (116-278)
5. Dwayne Cohill (2021-Present)	.410 (34-83)
6. Andre Smith(1993-95)	.408 (82-201)
7. Jaylen Benton (2017-18)	.400 (36-90)
8. Marcus Keene (2013-15)	.396 (113-285)
9. Domonique Crawford (2004-06)	.396 (38-96)
10. Mike Alcorn (1990-94)	.394 (166-421)
11. Blake Allen (2010-13)	.391 (232-593)
12. Ray Ellington (1991-92)	.389 (42-108)
13. Marc Vassar (1988-91, 92-93)	.384 (71-185)
14. Elmer Brown (1998-00)	.383 (106-277)
15. Todd Lark (1988-90)	.383 (57-149)

FREE THROWS MADE

1. Kendrick Perry (2010-14)	504
2. Reggie Kemp (1988-91,92-93)	424
3. Quin Humphrey (2003-07)	370
4. Cameron Morse (2014-18)	349
5. Tim Jackson (1987-91)	331
6. Vytas Sulskis (2007-11)	318
7. Darius Quisenberry (2018-21)	302
8. Bruce Timko (1982-86)	278
9. Ryan Patton (1998-02)	259
10. Anthony Hunt (1995-98)	253
11. Michael Akuchie (2017-22)	250
12. Desmond Harrison (1997-01)	242
13. Bobby Hain (2012-16)	225
14. Adam Baumann (2002-04)	218
15. Jerome Sims (1991-93)	217
16. Garrett Covington (2017-Present)	214

FREE THROWS ATTEMPTED

1. Kendrick Perry (2010-14)	670
2. Reggie Kemp (1988-91,92-93)	633
3. Quin Humphrey (2003-07)	492
4. Vytas Sulskis (2007-11)	452
5. Cameron Morse (2014-18)	450
6. Tim Jackson (1987-91)	449
7. Desmond Harrison (1997-01)	394
8. Damian Eargle (2009-13)	384
9. Darius Quisenberry (2018-21)	379
10. Jerome Sims (1991-93)	366
11. Bruce Timko (1982-86)	364
12. Garry Robbins (1983-86)	352
13. Ryan Patton (1998-02)	338
14. Naz Bohannon (2017-21)	335
15. Brian Radakovich (2001-05)	334

FREE THROW PCT. (MIN. 100 MADE)

1. Craig Haese (1997-01)	.858 (181-211)
2. Raphael Cruz (2000-02)	.847 (149-176)
3. Dwayne Cohill (2021-Present)	.835 (132-158)
4. Keston Roberts (2005-07)	.818 (130-159)
5. Mike Alcorn (1990-94)	.817 (147-180)
6. Shemar Rathan-Mayes (2020-Pres.)	.810 (132-163)
7. Michael Akuchie (2017-22)	.799 (250-313)
8. Kamren Belin (2012-14)	.799 (123-154)
9. Darius Quisenberry (2018-21)	.797 (302-379)
9. Doug Underwood (2001-04)	.797 (177-222)
10. Anthony Hunt (1995-98)	.786 (253-322)
10. Art McCullough (1981-83)	.786 (132-168)



DIVISION I CAREER RECORDS

13. Marcus Keene (2013-2015)	.779 (102-131)
14. Cameron Morse (2014-18)	.776 (284-367)
15. Adam Baumann (2002-04)	.770 (218-283)

REBOUNDS

1. Naz Bohannon (2017-21)	990
2. Tim Jackson (1987-91)	899
3. Michael Akuchie (2017-22)	840
4. Dave Brown (1997-01)	690
5. Reggie Kemp (1988-91,92-93)	681
6. Bobby Hain (2012-16)	679
7. Quin Humphrey (2003-07)	674
8. Desmond Harrison (1997-01)	661
9. Damian Eargle (2010-13)	622
10. Troy Williams (1981-85)	598
11. John Barber (2003-08)	582
12. Jack Liles (2005-09)	564
13. TeJay Anderson (2000-04)	528
14. Vytas Sulskis (2007-11)	525
15. Jerome Sims (1991-93)	521

REBOUNDING AVG. (MIN. 45 GAMES)

1. Jerome Sims (1991-93)	10.6
2. Naz Bohannon (2017-21)	8.3
3. Tim Jackson (1987-91)	8.0
4. Ricky Tunstall (1982-84)	7.4
5. Adam Baumann (2002-04)	7.4
6. Marcus Culbreath (1995-97)	7.2
7. Damian Eargle (2010-13)	6.7
8. Bob Fick (1990-92)	6.4
9. Reggie Kemp (1988-91,92-93)	6.3
10. Bobby Hain (2012-16)	6.2
10. Sirlester Martin (2008-10)	6.2
12. Dave Brown (1997-01)	6.1
13. Robert Johnson (1985-87)	5.9
13. Quin Humphrey (2003-07)	5.9
15. Desmond Harrison (1997-01)	5.8
15. Jorden Kaufman (2014-17)	5.8

ASSISTS

1. Bruce Timko (1982-86)	550
2. Kendrick Perry (2010-14)	505
3. Ryan Patton (1998-02)	456
4. DJ Cole (2011-15)	418
5. Cameron Morse (2014-18)	334
6. Marc Vassar (1988-93)	327
7. Anthony Hunt (1995-98)	325
8. Francisco Santiago (2014-18)	306
9. Darius Quisenberry (2018-21)	304
10. Naz Bohannon (2017-21)	293
11. Blake Allen (2010-13)	273
12. Kevin Cherry (1981-85)	265
13. Quin Humphrey (2003-07)	253
14. Devon Lewis (1995-99)	243
15. Albert Crockett (1998-00)	238

ASSISTS AVERAGE (MIN. 45 GAMES)

1. Bruce Timko (1982-86)	4.8
2. Lacey Jones (1990-92)	4.3
3. Albert Crockett (1998-00)	4.3
4. Ryan Patton (1998-02)	4.2
5. Francisco Santiago (2014-18)	4.1
5. Kendrick Perry (2010-14)	4.1
7. Anthony Hunt (1995-98)	4.0
8. Darius Quisenberry (2018-21)	3.8
9. DJ Cole (2011-15)	3.5
10. Alfonzo Lurry (1989-91)	3.5
11. DeAndre Mays (2008-10)	3.5
12. Jonathon Mends (2003-05)	3.3
13. Marc Vassar (1988-93)	3.2
14. Byron Davis (2006-08)	3.1
15. Cameron Morse (2014-18)	3.0

BLOCKED SHOTS

1. Damian Eargle (2010-13)	309
2. Ricky Tunstall (1982-84)	221
3. Dave Brown (1997-01)	125
4. Jack Liles (2005-09)	116
5. Michael Akuchie (2017-22)	81
5. TeJay Anderson (2000-04)	81
7. Devin Haygood (2015-18)	80
8. Brian Radakovich (2001-05)	70
9. Troy Williams (1981-85)	66
10. John Barber (2003-08)	63
11. Bobby Hain (2012-15)	54
12. Tim Jackson (1987-91)	52
13. Desmond Harrison (1997-01)	51
13. Vytas Sulskis (2007-11)	51
15. Kamren Belin (2012-14)	47

BLOCKED SHOTS AVG. (MIN. 45 GAMES)

1. Ricky Tunstall (1982-84)	3.9
2. Damian Eargle (2009-13)	3.3
3. Dave Brown (1997-01)	1.1
4. Jack Liles (2005-09)	1.0
4. Devin Haygood (2015-18)	1.0
6. Robbie Robinson (1998-00)	0.9
7. Brian Radakovich (2001-05)	0.8
8. TeJay Anderson (2000-04)	0.8
9. Kamren Belin (2012-14)	0.7
10. Maurice Anderson (1997-99)	0.7
11. Edgar Ward (1990-92)	0.7
12. Troy Williams (1981-85)	0.6
13. Dallas Blocker (2008-10)	0.6
14. Robert Johnson (1985-87)	0.6
15. Jerome Sims (1991-93)	0.6

STEALS

1. Kendrick Perry (2010-14)	246
2. Reggie Kemp (1988-91,92-93)	175
3. Quin Humphrey (2003-07)	137
4. DJ Cole (2011-15)	133
4. Kevin Cherry (1981-85)	133
6. Bruce Timko (1982-86)	131
7. Cameron Morse (2014-18)	126
8. Anthony Hunt (1995-98)	124
9. Marlon Williamson (1999-03)	122
10. Garrett Covington (2017-Present)	120
11. Darius Quisenberry (2018-21)	115
12. Vytas Sulskis (2007-11)	107
13. Marc Vassar (1988-93)	106
14. TeJay Anderson (2000-04)	103
14. Matt McMurray (1993-97)	103

STEALS AVERAGE (MIN. 45 GAMES)

1. Kendrick Perry (2010-14)	2.0
2. Reggie Kemp (1988-91,92-93)	1.6
3. Anthony Hunt (1995-98)	1.5
4. Lacey Jones (1990-92)	1.5
5. Darius Quisenberry (2018-21)	1.4
5. Antoine Woods (1992-94)	1.4
5. Andre Smith (1993-95)	1.4
8. Francisco Santiago (2014-18)	1.3
8. Kevin Cherry (1981-85)	1.3
8. Alfonzo Lurry (1989-91)	1.3
11. Braun Hartfield (2016-18)	1.2
11. Marlon Williamson (1999-03)	1.2
11. Albert Crockett (1998-00)	1.2
11. Quin Humphrey (2003-07)	1.2
11. Elmer Brown (1998-00)	1.2
11. Leroy King (1994-96)	1.2

GAMES PLAYED

1. Michael Akuchie (2017-22)	153
2. Shawn Amiker (2010-15)	128

3. Kendrick Perry (2010-14)	123
4. Garrett Covington (2017-Present)	122
5. DJ Cole (2011-15)	121
6. John Barber (2003-08)	120
7. Vytas Sulskis (2007-11)	120
8. Naz Bohannon (2017-21)	119
8. Ashen Ward (2008-12)	119
10. Jack Liles (2005-09)	118
11. Dave Brown (1997-01)	114
11. Quin Humphrey (2003-07)	114
11. Bruce Timko (1982-86)	114
14. Desmond Harrison (1997-01)	113
15. Craig Haese (1997-01)	112
15. Tim Jackson (1987-91)	112

GAMES STARTED

1. Naz Bohannon (2017-21)	118
2. Kendrick Perry (2010-14)	115
3. Tim Jackson (1987-91)	112
4. Garrett Covington (2017-Present)	107
5. Quin Humphrey (2003-07)	104
6. Reggie Kemp (1988-91,92-93)	98
7. Troy Williams (1981-85)	93
8. Michael Akuchie (2017-22)	92
8. Jack Liles (2005-09)	92
10. Damian Eargle (2009-13)	91
11. Bruce Timko (1982-86)	89
12. Vytas Sulskis (2007-11)	85
13. Cameron Morse (2014-18)	84
14. Kevin Cherry (1981-85)	83
14. Blake Allen (2010-13)	83

MINUTES

1. Kendrick Perry (2010-14)	4,184
2. Quin Humphrey (2003-07)	3,689
3. Naz Bohannon (2017-21)	3,661
4. Tim Jackson (1987-91)	3,484
5. Cameron Morse (2014-18)	3,418
6. Garrett Covington (2017-Present)	3,269
7. Michael Akuchie (2017-22)	3,242
8. Reggie Kemp (1988-91,92-93)	3,116
9. Vytas Sulskis (2007-11)	3,080
10. DJ Cole (2011-15)	3,072
11. Ryan Patton (1998-02)	3,064
12. Bruce Timko (1982-86)	3,044
13. John Barber (2003-08)	3,025
14. Blake Allen (2010-13)	2,979
15. TeJay Anderson (2000-04)	2,959

MINUTES AVERAGE

1. Byron Davis (2006-08)	34.1
2. Kendrick Perry (2010-14)	34.0
3. Jerome Sims (1991-93)	32.8
4. Keston Roberts (2005-07)	32.8
5. Quin Humphrey (2003-07)	32.4
6. Anthony Hunt (1995-98)	32.0
7. Derrick Simmon (1994-95)	31.6
8. DeAndre Mays (2008-10)	31.6
9. Blake Allen (2010-13)	31.4
10. Art McCullough (1981-83)	31.1
10. Tim Jackson (1987-91)	31.1
10. Cameron Morse (2014-17)	31.1
13. Naz Bohannon (2017-21)	30.7
13. Tevin Olison (2021-22)	30.7
15. Lacey Jones (1990-92)	30.5
15. Kamren Belin (2012-14)	30.5

DIVISION I SEASON RECORDS

TOTAL POINTS

1. Cameron Morse (2016-17)	711
2. Kendrick Perry (2013-14)	682
3. Tilman Bevely (1986-87)	662
4. Cameron Morse (2015-16)	608
5. Reggie Kemp (1990-91)	590
6. Quin Humphrey (2006-07)	584
7. Reggie Kemp (1989-90)	564
8. Darius Quisenberry (2019-20)	549
9. Quin Humphrey (2005-06)	538
10. Kendrick Perry (2011-12)	521
11. Kendrick Perry (2012-13)	519
12. Dwayne Cohill (2021-22)	508
13. Keston Roberts (2006-07)	504
14. Marcus Keene (2014-15)	499
15. Bobby Hain (2014-15)	466

SCORING AVERAGE (MIN. 20 GAMES)

1. Tilman Bevely (1986-87)	23.6
2. Cameron Morse (2016-17)	22.9
3. Kendrick Perry (2013-14)	21.3
4. Reggie Kemp (1990-91)	21.1
5. Cameron Morse (2015-16)	20.3
6. Reggie Kemp (1989-90)	20.1
7. Quin Humphrey (2005-06)	19.2
8. Quin Humphrey (2006-07)	18.8
9. Art McCullough (1981-82)	17.3
10. Kendrick Perry (2012-13)	17.3
11. Reggie Kemp (1992-93)	17.2
12. Kendrick Perry (2011-12)	16.8
13. Darius Quisenberry (2019-20)	16.6
14. Naz Bohannon (2020-21)	16.5
15. Andre Smith (1994-95)	16.3
15. Keston Roberts (2006-07)	16.3

FIELD GOALS MADE

1. Cameron Morse (2016-17)	260
2. Tilman Bevely (1986-87)	257
3. Reggie Kemp (1990-91)	234
4. Kendrick Perry (2013-14)	215
5. Reggie Kemp (1989-90)	211
6. Cameron Morse (2015-16)	201
7. Keston Roberts (2006-07)	193
8. Quin Humphrey (2005-06)	189
9. Quin Humphrey (2006-07)	189
10. Darius Quisenberry (2019-20)	186
10. John Keshock (1984-85)	186
12. Bobby Hain (2014-15)	181
13. Kendrick Perry (2011-12)	177
14. Byron Davis (2007-08)	175
15. Cameron Morse (2017-18)	174

FIELD GOALS ATTEMPTED

1. Cameron Morse (2016-17)	627
2. Tilman Bevely (1986-87)	546
3. Reggie Kemp (1990-91)	478
4. Cameron Morse (2017-18)	466
5. Keston Roberts (2006-07)	453
6. Darius Quisenberry (2019-20)	441
7. Quin Humphrey (2006-07)	436
8. Cameron Morse (2015-16)	427
9. Kendrick Perry (2013-14)	425
10. Reggie Kemp (1989-90)	402
11. Garry Robbins (1985-86)	398
12. Byron Davis (2007-08)	388
13. Tilman Bevely (1987-88)	387
14. Blake Allen (2012-13)	385
15. DeAndre Mays (2009-10)	384

FIELD GOAL PCT. (MIN. 60 MADE)

1. Tyree Robinson (97-156) (2017-18)	.622
2. Shawn Amiker (66-108) (2013-14)	.611

3. TeJay Anderson (87-143) (2000-01)	.608
4. Art McCullough (70-118) (1982-83)	.593
5. Devin Haygood (88-150) (2016-17)	.587
6. John Keshock (186-322) (1984-85)	.578
7. Bob Fick (144-250) (1990-91)	.576
8. TeJay Anderson (69-120) (2001-02)	.575
9. Dave Brown (64-113) (1997-98)	.566
10. Jordan Kaufman (130-230) (2016-17)	.565
11. Tim Jackson (167-296) (1990-91)	.564
12. Jack Liles (90-162) (2006-07)	.556
13. Jack Liles (117-214) (2007-08)	.547
14. Devin Haygood (90-166) (2017-18)	.542
15. Ray Robinson (151-280) (1983-84)	.539

3-POINT FIELD GOALS MADE

1. Blake Allen (2011-13)	94
2. Craig Haese (2000-01)	92
3. Blake Allen (2011-12)	91
3. Marcus Keene (2014-15)	91
5. Matt Donlan (2015-16)	82
6. Cameron Morse (2017-18)	79
7. Cameron Morse (2016-17)	76
8. Ryan Weber (2013-14)	68
9. Tevin Olison (2021-22)	67
9. Matt Donlan (2016-17)	67
11. Quin Humphrey (2006-07)	65
12. Cameron Morse (2015-16)	64
13. Kendrick Perry (2013-14)	62
14. Hank Raber (1994-95)	61
14. Tilman Bevely (1986-87)	61

3-POINT FIELD GOALS ATTEMPTED

1. Blake Allen (2012-13)	261
2. Cameron Morse (2016-17)	238
3. Cameron Morse (2017-18)	237
4. Craig Haese (2000-01)	218
5. Marcus Keene (2014-15)	217
6. Blake Allen (2011-12)	212
7. Kamren Belin (2013-14)	188
8. Devin Morgan	185
9. Tevin Olison (2021-22)	183

10. Matt Donlan (2015-16)	177
11. Matt Donlan (2016-17)	176
12. David Henderson (1995-96)	174
13. Kendrick Perry (2013-14)	174
14. Quin Humphrey (2006-07)	172
15. Hank Raber (1994-95)	167

3-POINT FG PCT. (MIN. 20 MADE)

1. Matt Donlan (2015-16)	.463 (82-177)
2. John Robinson (1986-87)	.447 (42-94)
3. Andre Smith (1993-94)	.444 (40-90)
4. Andrew Hannan (1998-99)	.443 (27-61)
5. Anthony Hunt (1997-98)	.439 (50-114)
6. Marc Vassar (1990-91)	.431 (22-51)
7. Tilman Bevely (1986-87)	.430 (61-142)
8. Blake Allen (2011-12)	.429 (91-212)
9. Osandai Vaughn (2014-15)	.426 (20-47)
10. Bruce Alexander (1982-83)	.423 (22-52)
11. Craig Haese (2000-01)	.422 (92-218)
12. Anthony Hunt (1996-97)	.421 (40-95)
13. DuShawn Brooks (2011-12)	.420 (50-119)
14. Doug Underwood (2001-04)	.419 (52-124)
14. Marcus Keene (2014-15)	.419 (91-217)

FREE THROWS MADE

1. Kendrick Perry (2013-14)	190
2. Kendrick Perry (2012-13)	153
3. Jerome Sims (1991-92)	145
4. Cameron Morse (2015-16)	142
4. Reggie Kemp (1989-90)	142
6. Quin Humphrey (2006-07)	141
7. Dwayne Cohill (2021-22)	132
8. Darius Quisenberry (2019-20)	126
9. Reggie Kemp (1990-91)	121
10. Adam Baumann (2003-04)	117
11. Cameron Morse (2016-17)	115
12. Kendrick Perry (2011-12)	113
13. DeAndre Mays (2009-10)	112
14. Art McCullough (1981-82)	110
14. Quin Humphrey (2005-06)	110
14. Anthony Hunt (1997-98)	110



Matt Donlan set the Division I single-season 3-point percentage record at .463 in 2015-16



Jelani Simmons set the freshman record with a .402 3-point field-goal percentage in 2018-19.

DIVISION I SEASON RECORDS



Kendrick Perry set 10 career and single-season Youngstown State Division I records between 2010-2014.

FREE THROWS ATTEMPTED

1. Kendrick Perry (2013-14)	258
2. Jerome Sims (1991-92)	232
3. Garry Robbins (1985-86)	214
4. Reggie Kemp (1989-90)	204
5. Reggie Kemp (1990-91)	183
6. Quin Humphrey (2006-07)	182
7. Kendrick Perry (2012-13)	181
8. Cameron Morse (2015-16)	175
9. Desmond Harrison (2000-01)	168
10. Kendrick Perry (2011-12)	160
11. Darius Quisenberry (2019-20)	159
12. Dwayne Cohill (2021-22)	158
13. Cameron Morse (2016-17)	156
13. Adam Baumann (2003-04)	156
15. Reggie Kemp (1992-93)	155

FREE THROW PCT. (MIN. 50 MADE)

1. Craig Haese (2000-01)	.939 (62-66)
2. Bruce Timko (1984-85)	.907 (78-86)
3. Raphael Cruz (2001-02)	.864 (51-59)
4. Ryan Weber (2013-14)	.859 (55-64)
5. Mike Alcorn (1991-92)	.859 (79-92)
6. Craig Haese (1999-00)	.851 (57-67)
7. Verdell Rawls (1992-93)	.849 (62-73)
8. Kendrick Perry (2012-13)	.845 (153-181)
9. Raphael Cruz (2000-01)	.838 (98-117)
10. Anthony Hunt (1996-97)	.837 (82-98)
11. Dwayne Cohill (2021-22)	.835 (132-158)
12. Doug Underwood (2003-04)	.831 (74-89)
13. Keston Roberts (2006-07)	.830 (73-88)
14. Michael Akuchie (2021-22)	.826 (109-132)
15. Shemar Rathan-Mayes (2020-21)	.824 (56-68)

REBOUNDS

1. Jerome Sims (1991-92)	327
2. Tim Jackson (1989-90)	289
3. Naz Bohannon (2019-20)	284
4. Michael Akuchie (2021-22)	264
5. Naz Bohannon (2017-18)	259


6. Tim Jackson (1990-91)	256
7. Shane Johnson (1988-89)	254
8. Bobby Hain (2013-14)	247
9. Naz Bohannon (2018-19)	242
10. Bobby Hain (2014-15)	238
11. Quin Humphrey (2005-06)	233
12. Damian Eargle (2011-12)	231
13. Ricky Tunstall (1983-84)	231
14. Reggie Kemp (1989-90)	228
15. Michael Akuchie (20-21)	224
15. Adam Baumann (2002-03)	224

REBOUNDING AVG. (MIN. 20 GAMES)

1. Jerome Sims (1991-92)	11.7
2. Tim Jackson (1989-90)	10.3
3. Jerome Sims (1992-93)	9.2
4. Tim Jackson (1990-91)	9.1
5. Shane Johnson (1988-89)	9.1
6. Naz Bohannon (2019-20)	8.6
7. Michael Akuchie (2020-21)	8.3
7. Naz Bohannon (2018-19)	8.3
7. Quin Humphrey (2005-06)	8.3
10. Naz Bohannon (2020-21)	8.2
10. Marcus Culbreath (1995-96)	8.2
12. Reggie Kemp (1989-90)	8.1
13. Naz Bohannon (2017-18)	8.1
14. Ricky Tunstall (1983-84)	8.0
15. Derrick Simmon (1994-95)	7.9

ASSISTS

1. Bruce Timko (1985-86)	169
2. Ryan Patton (2000-01)	163
3. Francisco Santiago (2016-17)	158
4. Bruce Timko (1983-84)	155
5. DJ Cole (2014-15)	150
6. Derrick Harris (2005-06)	147
7. Marlon Williamson (2002-03)	144
8. DJ Cole (2013-14)	143
9. Ryan Patton (2001-02)	141
10. Kendrick Perry (2013-14)	140
11. Francisco Santiago (2015-16)	139



Craig Haese set the Division I single-season free-throw percentage record of .939 2000-01.



Naz Bohannon owns three of the top 10 single-season rebounding totals in the Division I era.

11. Anthony Hunt (1997-98)	139
13. Darius Quisenberry (2019-20)	138
14. Bruce Timko (1984-85)	136
15. Lacey Jones (1990-91)	132

ASSISTS AVERAGE (MIN. 20 GAMES)

1. Bruce Timko (1985-86)	6.0
2. Ryan Patton (2000-01)	5.6
3. Bruce Timko (1983-84)	5.3
4. Derrick Harris (2005-06)	5.3
5. Ryan Patton (2001-02)	5.0
6. Marlon Williamson (2002-03)	5.0
7. Anthony Hunt (1997-98)	4.8
8. DJ Cole (2014-15)	4.7
8. Lacey Jones (1990-91)	4.7
10. Francisco Santiago (2016-17)	4.6
11. DJ Cole (2013-14)	4.6
12. Bruce Timko (1984-85)	4.5
13. Kendrick Perry (2013-14)	4.4
14. Francisco Santiago (2015-16)	4.3
15. Albert Crockett (1999-00)	4.3

BLOCKED SHOTS

1. Ricky Tunstall (1982-83)	138
2. Damian Eargle (2011-12)	116
3. Damian Eargle (2012-13)	102
4. Damian Eargle (2010-11)	91
5. Ricky Tunstall (1983-84)	83
6. Dave Brown (1999-00)	44
7. Dave Brown (1997-98)	39
8. Devin Haygood (2017-18)	37
9. Jack Liles (2008-09)	36
9. Jack Liles (2006-07)	36
11. Devin Haygood	35
12. Shane Johnson (1988-89)	33
13. Olamide Pedersen (2018-19)	30
13. TeJay Anderson (2003-04)	30
15. Tyree Robinson (2017-18)	29

DIVISION I SEASON RECORDS



Darius Quisenberry set a freshman record with 106 free throws made in 2018-19

BLOCKS AVG. (MIN. 20 GAMES)

1. Ricky Tunstall (1982-83)	5.1
2. Damian Eargle (2011-12)	3.7
3. Damian Eargle (2012-13)	3.2
4. Damian Eargle (2010-11)	3.0
5. Ricky Tunstall (1983-84)	2.9
6. Dave Brown (1999-00)	1.6
7. Dave Brown (1997-98)	1.3
8. Devin Haygood (2017-18)	1.2
8. Jack Liles (2008-09)	1.2
8. Shane Johnson (1988-89)	1.2
8. Jack Liles (2006-07)	1.2
12. TeJay Anderson (2003-04)	1.1
12. TeJay Anderson (2001-02)	1.1
14. Olamide Pedersen (2018-19)	1.0
14. Devin Haygood (2016-17)	1.0
14. Tyree Robinson (2017-18)	1.0

STEALS

1. Kendrick Perry (2013-14)	76
2. Kendrick Perry (2011-12)	74
3. Marlon Williamson (2002-03)	64
4. Kendrick Perry (2012-13)	56
5. Reggie Kemp (1989-90)	55
6. Braun Hartfield (2017-18)	54
7. DJ Cole (2014-15)	51
8. Reggie Kemp (1990-91)	50
9. Francisco Santiago (2016-17)	49
10. Darius Quisenberry (2019-20)	48
11. Cameron Morse (2015-16)	46
11. Kevin Cherry (1983-84)	46
11. Bruce Timko (1985-86)	46
14. Francisco Santiago (2015-16)	44
14. Anthony Hunt (1997-98)	44
14. John Robison (1986-87)	44

STEALS AVERAGE (MIN. 20 GAMES)

1. Kendrick Perry (2011-12)	2.4
2. Kendrick Perry (2013-14)	2.4
3. Marlon Williamson (2002-03)	2.2

4. Reggie Kemp (1989-90)	2.0
5. Kendrick Perry (2012-13)	1.9
6. Reggie Kemp (1990-91)	1.8
7. Braun Hartfield (2017-18)	1.7
8. DJ Cole (2014-15)	1.6
8. Bruce Timko (1985-86)	1.6
8. Lacey Jones (1991-92)	1.6
8. John Robinson (1986-87)	1.6
8. Reggie Kemp (1992-93)	1.6
8. Elmer Brown (1999-00)	1.6
8. Kevin Cherry (1983-84)	1.6
8. Antoine Woods (1993-94)	1.6
8. Rob Carter (1981-82)	1.6
8. Anthony Hunt (1996-97)	1.6

GAMES PLAYED

1. Michael Akuchie (2021-22)	34
1. Dwayne Cohill (2021-22)	34
1. Tevin Olison (2021-22)	34
1. Braun Hartfield (2016-17)	34
1. Jordan Kaufman (2016-17)	34
1. Francisco Santiago (2016-17)	34
1. Kamren Belin (2012-13)	34
1. Blake Allen (2012-13)	34
1. DJ Cole (2012-13)	34
1. Devin Haygood (2016-17)	34
1. Matt Donlan (2016-17)	34
12. Shemar Rathan-Mayes (2021-22)	33
12. Myles Hutner (2021-22)	33
12. Naz Bohannon (2019-20)	33
12. Michael Akuchie (2019-20)	33
12. Donel Cathcart (2019-20)	33
12. Jelani Simmon (2019-20)	33
12. Darius Quisenberry (2019-20)	33
12. Shawn Amiker (2012-13)	33
12. Brett Frantz (2016-17)	33
12. Bobby Hain (2012-13)	33

GAMES STARTED

1. Michael Akuchie (2021-22)	34
1. Tevin Olison (2021-22)	34
1. Dwayne Cohill (2021-22)	34



Jordan Kaufman is one of eight players to play in a school record 34 games in a season.

1. Blake Allen (2012-13)	34
5. Shemar Rathan-Mayes (2021-22)	33
5. Naz Bohannon (2019-20)	33
7. Darius Quisenberry (2019-20)	32
7. Darius Quisenberry (2018-19)	32
7. Bobby Hain (2014-15)	32
7. Marcus Keene (2014-15)	32
7. Francisco Santiago (2016-17)	32
7. Francisco Santiago (2015-16)	32
7. Kendrick Perry (2013-14)	32
7. Kamren Belin (2012-13)	32
7. Damian Eargle (2012-13)	32
7. DJ Cole (2014-15)	32

MINUTES

1. Blake Allen (2012-13)	1,188
2. Kendrick Perry (2013-14)	1,168
3. Francisco Santiago (2016-17)	1,131
4. Cameron Morse (2016-17)	1,123
5. Marcus Keene (2014-15)	1,117
6. Matt Donlan (2015-16)	1,109
7. Quin Humphrey (2006-07)	1,105
8. Kendrick Perry (2011-12)	1,079
9. Byron Davis (2007-08)	1,063
10. Kendrick Perry (2012-13)	1,061
11. Blake Allen (2011-12)	1,060
12. Naz Bohannon (2019-20)	1,058
13. Michael Akuchie (2021-22)	1,056
14. Tilman Bevely (1986-87)	1,052
15. Keston Roberts (2006-07)	1,047

MINUTES AVG.

1. Tilman Bevely (1986-87)	37.6
2. Art McCullough (1981-82)	37.3
3. Quin Humphrey (2005-06)	36.9
4. Kendrick Perry (2013-14)	36.5
4. Derrick Harris (2005-06)	36.5
6. Cameron Morse (2016-17)	36.2
7. Ryan Patton (2000-01)	35.8
8. Quin Humphrey (2006-07)	35.6
9. Quin Humphrey (2004-05)	35.6
10. Byron Davis (2007-08)	35.4
11. Kendrick Perry (2012-13)	35.4
12. Tim Jackson (1989-90)	35.1
13. Jonathon Mends (2004-05)	35.0
14. Marcus Keene (2014-15)	34.9
15. Blake Allen (2012-13)	34.9

ANNUAL STAT LEADERS

Points

1946-47	Charles Bush, 297
1947-48	Charles Bush, 267
1948-49	Steve Gergely, 308
1949-50	Steve Gergely, 288
1950-51	Mike Magula, 381
1951-52	Mike Magula, 505
1952-53	Tony Knott, 305
1953-54	Tony Knott, 551
1954-55	Tony Knott, 657
1955-56	Tony Knott, 705
1956-57	Herb Lake, 549
1957-58	Herb Lake, 402
1958-59	Mickey Yugovich, 495
1959-60	Mickey Yugovich, 529
1960-61	Howard McElroy, 436
1961-62	Ron Allen, 347
1962-63	Ron Allen, 412
1963-64	Fred Jones, 443
1964-65	David Culliver, 470
1965-66	David Culliver, 508
1966-67	John McElroy, 537
1967-68	John McElroy, 482
1968-69	John McElroy, 729
1969-70	Bill Johnson, 582
1970-71	Bill Johnson, 474
1971-72	Bill Johnson, 522
1972-73	Billy Wells, 270
1973-74	Anthony Mitchell, 453
1974-75	Jeff Covington, 543
1975-76	Jeff Covington, 542
1976-77	Jeff Covington, 633
1977-78	Jeff Covington, 660
1978-79	Dave Zeigler, 623
1979-80	Dave Zeigler, 665
1980-81	Bruce Alexander, 450
1981-82	Art McCullough, 450
1982-83	Ricky Tunstall, 299
1983-84	Ray Robinson, 359
1984-85	John Keshock, 455
1985-86	Garry Robinson, 413
1986-87	Tilman Bevely, 662
1987-88	Tilman Bevely, 414
1988-89	Shane Johnson, 381
1989-90	Reggie Kemp, 564
1990-91	Reggie Kemp, 590
1991-92	Mike Alcorn, 392
1992-93	Reggie Kemp, 413
1993-94	Andre Smith, 371
1994-95	Andre Smith, 441
1995-96	Marcus Culbreth, 348
1996-97	Anthony Hunt, 332
1997-98	Anthony Hunt, 418
1998-99	DeVon Lewis, 274
1999-00	Desmond Harrison, 337
2000-01	Craig Haese, 410
2001-02	Ryan Patton, 409
2002-03	Doug Underwood, 426
2003-04	Doug Underwood, 342
2004-05	Quin Humphrey, 402
2005-06	Quin Humphrey, 538
2006-07	Quin Humphrey, 584
2007-08	Byron Davis, 465
2008-09	Kelvin Bright, 343
2009-10	DeAndre Mays, 427
2010-11	Vytas Sulskis, 392

2011-12	Kendrick Perry, 521
2012-13	Kendrick Perry, 519
2013-14	Kendrick Perry, 682
2014-15	Marcus Keene, 499
2015-16	Cameron Morse, 608
2016-17	Cameron Morse, 711
2017-18	Cameron Morse, 492
2018-19	Darius Quisenberry, 441
2019-20	Darius Quisenberry, 549
2020-21	Naz Bohannon, 412
2021-22	Dwayne Cohill, 508

Rebounds

1955-56	Herb Lake, 356
1956-57	Herb Lake, 555
1957-58	Herb Lake, 402
1958-59	Mickey Yugovich, 495
1959-60	Mickey Yugovich, 529
1960-61	Charles Day, 349
1961-62	Ron Allen, 350
1962-63	Ron Allen, 380
1963-64	David Culliver, 241
1964-65	David Culliver, 270
1965-66	Joe LaVolpa, 247
1966-67	Charles Rowan, 269
1967-68	Frank Fitz, 323
1968-69	Will Teague, 294
1969-70	Will Teague, 281
1970-71	Ron Smith, 238
1971-72	Billy Wells, 250
1972-73	Billy Wells, 242
1973-74	Gary Anderson, 233
1974-75	Jeff Covington, 311
1975-76	Jeff Covington, 342
1976-77	Jeff Covington, 366
1977-78	Jeff Covington, 362
1978-79	Mitchell Atwood, 177
1979-80	Mitchell Atwood, 196
1980-81	Chris Tucker, 173
1981-82	Troy Williams, 131
1982-83	Ricky Tunstall, 181
1983-84	Ricky Tunstall, 231
1984-85	John Keshock, 209
1985-86	Robert Johnson, 165
1986-87	Tilman Bevely, 194
1987-88	Tim Jackson, 165
1988-89	Shane Johnson, 254
1989-90	Tim Jackson, 289
1990-91	Tim Jackson, 256
1991-92	Jerome Sims, 327
1992-93	Jerome Sims, 194
1993-94	Derick Simmons, 153
1994-95	Derick Simmons, 220
1995-96	Marcus Culbreth, 213
1996-97	Marcus Culbreth, 163
1997-98	David Brown, 214
1998-99	David Brown, 194
1999-00	Desmond Harrison, 173
2000-01	Desmond Harrison, 204
2001-02	Jimmy Moore, 127
2002-03	Adam Baumann, 224
2003-04	Adam Baumann, 195
2004-05	Quin Humphrey, 150
2005-06	Quin Humphrey, 233
2006-07	Quin Humphrey, 221
2007-08	John Barber, 210
2008-09	Sirlester Martin, 220
2009-10	Sirlester Martin, 153
2010-11	Damian Eargle, 181
2011-12	Damian Eargle, 231
2012-13	Damian Eargle, 210
2013-14	Bobby Hain, 247
2014-15	Bobby Hain, 238
2015-16	Jordan Kaufman, 149
2016-17	Jordan Kaufman, 219
2017-18	Naz Bohannon, 259
2018-19	Naz Bohannon, 242
2019-20	Naz Bohannon, 259
2020-21	Michael Akuchie, 224
2021-22	Michael Akuchie, 264

Field Goals Made

1946-47	Charles Bush, 117
1947-48	Charles Bush, 100
1948-49	Steve Gergely, 116
1949-50	Steve Gergely, 106
1950-51	Mike Magula, 145
1951-52	Mike Magula, 186
1952-53	Tony Knott, 110
1953-54	Tony Knott, 198

1954-55	Tony Knott, 229
1955-56	Tony Knott, 243
1956-57	Herb Lake, 225
1957-58	Herb Lake, 151
1958-59	Mickey Yugovich, 210
1959-60	Mickey Yugovich, 234
1960-61	Howard McElroy, 170
1961-62	Ron Allen, 150
1962-63	Ron Allen, 168
1963-64	Fred Jones, 189
1964-65	David Culliver, 188
1965-66	David Culliver, 207
1966-67	John McElroy, 233
1967-68	John McElroy, 214
1968-69	John McElroy, 310
1969-70	Billy Johnson, 238
1970-71	Billy Johnson, 200
1971-72	Billy Johnson, 212
1972-73	Billy Wells, 107
1973-74	Anthony Mitchell, 201
1974-75	Jeff Covington, 220
1975-76	Jeff Covington, 222
1976-77	Jeff Covington, 247
1977-78	Jeff Covington, 249
1978-79	Dave Zeigler, 262
1979-80	Dave Zeigler, 284
1980-81	Bruce Alexander, 179
1981-82	Art McCullough, 170
1982-83	Ricky Tunstall, 128
1983-84	Ray Robinson, 151
1984-85	John Keshock, 186
1985-86	Garry Robinson, 166
1986-87	Tilman Bevely, 257
1987-88	Tilman Bevely, 161
1988-89	Shane Johnson, 162
1989-90	Reggie Kemp, 211
1990-91	Reggie Kemp, 234
1991-92	Mike Alcorn, 127
1992-93	Reggie Kemp, 151
1993-94	Andre Smith, 140
1994-95	Andre Smith, 160
1995-96	Marcus Culbreth, 140
1996-97	Anthony Hunt, 105
1997-98	Willie Spellman, 137
1998-99	DeVon Lewis, 110
1999-00	Desmond Harrison, 143
2000-01	Craig Haese, 127
2001-02	Ryan Patton, 131
2002-03	Doug Underwood, 156
2003-04	Adam Baumann, 112
2004-05	Quin Humphrey, 147
2005-06	Quin Humphrey, 189
2006-07	Quin Humphrey, 189
2007-08	Byron Davis, 175
2008-09	Sirlester Martin, 120
2009-10	DeAndre Mays, 136
2010-11	Damian Eargle, 144
2011-12	Kendrick Perry, 177
2012-13	Kendrick Perry, 158
2013-14	Kendrick Perry, 215
2014-15	Bobby Hain, 181
2015-16	Cameron Morse, 201
2016-17	Cameron Morse, 260
2017-18	Cameron Morse, 174
2018-19	Darius Quisenberry, 142
2019-20	Darius Quisenberry, 186
2020-21	Naz Bohannon, 172
2021-22	Dwayne Cohill, 171

Field Goal Attempts

1955-56	Tony Knott, 571
1956-57	Herb Lake, 505
1957-58	Mickey Yugovich, 393
1958-59	Jim Gordon, 473
1959-60	Mickey Yugovich, 549
1960-61	Howard McElroy, 380
1961-62	Ron Allen, 363
1962-63	Ron Allen, 393
1963-64	Fred Jones, 346
1964-65	David Culliver, 470
1965-66	David Culliver, 504
1966-67	John McElroy, 483
1967-68	John McElroy, 508
1968-69	John McElroy, 732
1969-70	Bill Johnson, 549
1970-71	Bill Johnson, 494
1971-72	Bill Johnson, 517
1972-73	Billy Wells, 257
1973-74	Anthony Mitchell, 512
1974-75	Jeff Covington, 419
1975-76	Jeff Covington, 407

1976-77	Jeff Covington, 411
1977-78	Jeff Covington, 452
1978-79	Dave Zeigler, 507
1979-80	Dave Zeigler, 506
1980-81	Bruce Alexander, 409
1981-82	Art McCullough, 361
1982-83	Ricky Tunstall, 289
1983-84	Ricky Tunstall, 286
1984-85	John Keshock, 322
1985-86	Garry Robinson, 398
1986-87	Tilman Bevely, 546
1987-88	Tilman Bevely, 387
1988-89	Kevin Haddock, 349
1989-90	Reggie Kemp, 402
1990-91	Reggie Kemp, 478
1991-92	Mike Alcorn, 277
1992-93	Reggie Kemp, 341
1993-94	Andre Smith, 305
1994-95	Andre Smith, 375
1995-96	Marcus Culbreth, 283
1996-97	Willie Spellman, 251
1997-98	Willie Spellman, 318
1998-99	DeVon Lewis, 273
1999-00	Desmond Harrison, 302
2000-01	Craig Haese, 293
2001-02	Ryan Patton, 333
2002-03	Doug Underwood, 369
2003-04	Doug Underwood, 271
2004-05	Quin Humphrey, 371
2005-06	Quin Humphrey, 381
2006-07	Quin Humphrey, 436
2007-08	Byron Davis, 388
2008-09	DeAndre Mays, 302
2009-10	DeAndre Mays, 384
2010-11	Damian Eargle, 279
2011-12	Kendrick Perry, 367
2012-13	Blake Allen, 385
2013-14	Kendrick Perry, 425
2014-15	Marcus Keene, 372
2015-16	Cameron Morse, 427
2016-17	Cameron Morse, 627
2017-18	Cameron Morse, 466
2018-19	Darius Quisenberry, 346
2019-20	Darius Quisenberry, 441
2020-21	Naz Bohannon, 327
2021-22	Dwayne Cohill, 376

3-Point FG Made

1982-83	Bruce Alexander, 22
1986-87	Tilman Bevely, 61
1987-88	Tilman Bevely, 23
1988-89	Todd Lark, 26
1989-90	Todd Lark, 31
1990-91	Mike Alcorn, 31
1991-92	Mike Alcorn, 59
1992-93	Mike Alcorn, 31
1993-94	Mike Alcorn, 45
1994-95	Hank Raber, 61
1995-96	David Henderson, 59
1996-97	David Henderson, 44
1997-98	Willie Spellman, 51
1998-99	Elmer Brown, 58
1999-00	Elmer Brown, 48
2000-01	Craig Haese, 92
2001-02	Ryan Patton, 57
2002-03	Doug Underwood, 52
2003-04	Doug Underwood, 54
2004-05	Quin Humphrey, 39
2005-06	Quin Humphrey, 50
2006-07	Quin Humphrey, 65
2007-08	Vytas Sulskis, 46
2008-09	Vytas Sulskis, 39
2009-10	DeAndre Mays, 43
2010-11	Ashen Ward, 50
2011-12	Blake Allen, 91
2012-13	Blake Allen, 94
2013-14	Ryan Weber, 68
2014-15	Marcus Keene, 91
2015-16	Matt Donlan, 82
2016-17	Cameron Morse, 76
2017-18	Cameron Morse, 79
2018-19	Devin Morgan, 60
2019-20	Darius Quisenberry, 51
2020-21	Shemar Rathan-Mayes, 40
2021-22	Tevin Olison, 67

3-PT FG Attempts

1982-83	Jay McHugh, 54
1986-87	Tilman Bevely, 142
1987-88	Tilman Bevely, 56



Mike Magula led Youngstown in scoring twice in the 1950's.



ANNUAL STAT LEADERS

1988-89	Todd Lark, 65
1989-90	Todd Lark, 84
1990-91	Mike Alcorn, 80
1991-92	Mike Alcorn, 84
1992-93	Mike Alcorn, 146
1993-94	Mike Alcorn, 111
1994-95	Hank Raber, 167
1995-96	David Henderson, 174
1996-97	David Henderson, 125
1997-98	Willie Spellman, 138
1998-99	Elmer Brown, 147
1999-00	Craig Haese, 139
2000-01	Craig Haese, 218
2001-02	Ryan Patton, 155
2002-03	Doug Underwood, 124
2003-04	Doug Underwood, 142
2004-05	Quin Humphrey, 113
2005-06	Keston Roberts, 148
2006-07	Quin Humphrey, 172
2007-08	Byron Davis, 136
2008-09	Vytas Sulskis, 121
2009-10	DeAndre Mays, 125
2010-11	Ashen Ward, 153
2011-12	Blake Allen, 212
2012-13	Blake Allen, 261
2013-14	Kamren Belin, 188
2014-15	Marcus Keene, 217
2015-16	Matt Donlan, 177
2016-17	Cameron Morse, 238
2017-18	Cameron Morse, 237
2018-19	Devin Morgan, 185
2019-20	Darius Quisenberry, 164
2020-21	Shemar Rathan-Mayes, 118
2021-22	Tevin Olison, 183

Free Throws Made

1946-47	Charles Bush, 63
1947-48	Jack Christein, 70
1948-49	Steve Gergely, 76
1949-50	Steve Gergely, 76
1950-51	Mike Magula, 91
1951-52	Mike Magula, 114
1952-53	Tony Knott, 100
1953-54	Tony Knott, 155
1954-55	Tony Knott, 199
1955-56	Tony Knott, 199
1956-57	Mickey Yugovich, 107
1957-58	Herb Lake, 100
1958-59	Jim Cramer, 109
1959-60	Howard McElroy, 80
1960-61	Howard McElroy, 96
1961-62	Tony Pero, 56
1962-63	Ron Allen, 76
1963-64	David Culliver, 88
1964-65	David Culliver, 94
1965-66	David Culliver, 94
1966-67	Joe Nigro, 114
1967-68	Joe Nigro, 100
1968-69	John McElroy, 109
1969-70	Billy Johnson, 106
1970-71	Billy Johnson, 74
1971-72	Billy Johnson, 98
1972-73	Billy Wells, 56
1973-74	Phil Gaston, 92
1974-75	Phil Gaston, 119
1975-76	Jeff Covington, 99
1976-77	Jeff Covington, 139
1977-78	Jeff Covington, 162
1978-79	Dave Zeigler, 99
1979-80	Dave Zeigler, 91
1980-81	Bruce Alexander, 102
1981-82	Art McCullough, 110
1982-83	Troy Williams, 53
1983-84	Bruce Timko, 101
1984-85	John Keshock, 83
1985-86	Garry Robinson, 81
1986-87	Tilman Bevely, 87
1987-88	Tim Jackson, 86
1988-89	Shane Johnson, 57
1989-90	Reggie Kemp, 142
1990-91	Reggie Kemp, 121
1991-92	Jerome Sims, 145
1992-93	Reggie Kemp, 106
1993-94	Antoine Woods, 62
1994-95	Andre Smith, 79
1995-96	Marcus Culbreth, 67
1997-98	Anthony Hunt, 110
1998-99	Desmond Harrison, 58
1999-00	Ryan Patton, 68
2000-01	Rafael Cruz, 98
2001-02	Ryan Patton, 90
2002-03	Adam Baumann, 101
2003-04	Adam Baumann, 117
2004-05	Brian Radakovich, 84

2005-06	Quin Humphrey, 110
2006-07	Quin Humphrey, 141
2007-08	Byron Davis, 71
2008-09	Kelvin Bright, 86
2009-10	DeAndre Mays, 112
2010-11	Vytas Sulskis, 105
2011-12	Kendrick Perry, 113
2012-13	Kendrick Perry, 153
2013-14	Kendrick Perry, 190
2014-15	Bobby Hain, 97
2015-16	Cameron Morse, 142
2016-17	Cameron Morse, 115
2017-18	Braun Hartfield, 79
2018-19	Darius Quisenberry, 106
2019-20	Darius Quisenberry, 126
2020-21	70, Darius Quisenberry, 70
2021-22	Dwayne Cohill, 132

Free Throw Attempts

1955-56	Tony Knott, 259
1956-57	Herb Lake, 161
1957-58	Herb Lake, 146
1958-59	Jim Carter, 152
1959-60	Mickey Yugovich, 107
1960-61	Charles Day, 130
1961-62	Tony Pero, 91
1962-63	Ron Allen, 107
1963-64	David Culliver, 114
1964-65	David Culliver, 138
1965-66	David Culliver, 128
1966-67	Joe Nigro, 145
1967-68	Joe Nigro, 122
1968-69	John McElroy, 148
1969-70	Bill Johnson, 145
1970-71	Bill Johnson, 90
1971-72	Bill Johnson, 129
1972-73	Billy Wells, 96
1973-74	Phil Gaston, 118
1974-75	Phil Gaston, 154
1975-76	Jeff Covington, 215
1976-77	Jeff Covington, 196
1977-78	Jeff Covington, 215
1978-79	Dave Zeigler, 124
1979-80	Dave Zeigler, 120
1980-81	Richard Russell, 103
1981-82	Art McCullough, 137
1982-83	Troy Williams, 74
1983-84	Bruce Timko, 127
1984-85	John Keshock, 117
1985-86	James Wilson, 131
1986-87	James Wilson, 116
1987-88	Tim Jackson, 109
1988-89	Shane Johnson, 92
1989-90	Reggie Kemp, 204
1990-91	Reggie Kemp, 183
1991-92	Jerome Sims, 232
1992-93	Reggie Kemp, 155
1993-94	Antoine Woods, 99
1994-95	Derrick Simmons, 112
1995-96	Marcus Culbreth, 116
1996-97	Willie Spellman, 246
1997-98	Anthony Hunt, 139
1998-99	Desmond Harrison, 81
1999-00	Ryan Patton, 93
2000-01	Desmond Harrison, 168
2001-02	Ryan Patton, 111
2002-03	Adam Baumann, 127
2003-04	Adam Baumann, 156
2004-05	Brian Radakovich, 145
2005-06	Quin Humphrey, 149
2006-07	Quin Humphrey, 182
2007-08	Jack Liles, 105
2008-09	Kelvin Bright, 136
2009-10	DeAndre Mays, 153
2010-11	Vytas Sulskis, 149
2011-12	Kendrick Perry, 160
2012-13	Kendrick Perry, 181
2013-14	Kendrick Perry, 258
2014-15	Bobby Hain, 137
2015-16	Cameron Morse, 175
2016-17	Cameron Morse, 156
2017-18	Braun Hartfield, 127
2018-19	Darius Quisenberry, 133
2019-20	Darius Quisenberry, 159
2020-21	Naz Bohannon, 112
2021-22	Dwayne Cohill, 158

Steals

1976-77	Gerald Parks, 40
1977-78	Gerald Parks, 38
1978-79	Bruce Alexander, 41
1979-80	Bruce Alexander, 52
1980-81	Bruce Alexander, 53

1981-82	Rob Carter, 33
1982-83	Kevin Cherry, 39
1983-84	Kevin Cherry, 46
1984-85	Kevin Cherry, 41
1985-86	Bruce Timko, 46
1986-87	John Robinson, 44
1987-88	Tilman Bevely, 20
1988-89	Todd Lark/Marc Vassar, 33
1989-90	Reggie Kemp, 55
1990-91	Reggie Kemp, 50
1991-92	Lacy Jones, 36
1992-93	Reggie Kemp, 39
1993-94	Antoine Woods, 41
1994-95	Andre Smith, 36
1995-96	Matt McMurray, 39
1996-97	Anthony Hunt, 42
1997-98	Anthony Hunt, 44
1998-99	DeVon Lewis, 37
1999-00	Albert Crockett, 33
2000-01	Craig Haese, 24
2001-02	Ryan Patton, 29
2002-03	Marlon Williamson, 64
2003-04	TeJay Anderson, 43
2004-05	Quin Humphrey, 39
2005-06	Derrick Harris, 38
2006-07	Quin Humphrey, 42
2007-08	Vance Cooksey, 42
2008-09	Vytas Sulskis, 27
2009-10	Vance Cooksey, 32
2010-11	Kendrick Perry, 40
2011-12	Kendrick Perry, 74
2012-13	Kendrick Perry, 56
2013-14	Kendrick Perry, 76
2014-15	DJ Cole, 51
2015-16	Cameron Morse, 46
2016-17	Francisco Santiago, 49
2017-18	Braun Hartfield, 54
2018-19	Darius Quisenberry, 43
2019-20	Darius Quisenberry, 48
2020-21	Garrett Covington, 34
2021-22	Tevin Olison, 40

Blocked Shots

1981-82	Troy Williams, 20
1982-83	Ricky Tunstall, 138
1983-84	Ricky Tunstall, 83
1984-85	Troy Williams, 22
1985-86	Robert Johnson, 14
1986-87	Robert Johnson, 18
1987-88	Tim Jackson, 14
1988-89	Shane Johnson, 33
1989-90	Tim Jackson, 15
1990-91	Terrell Stuart, 24
1991-92	Edgar Ward, 19
1992-93	Donnie Taylor, 22
1993-94	Derick Simmons, 20
1994-95	Matt McMurray, 15
1995-96	Marcus Culbreth, 17
1996-97	Marcus Culbreth, 10
1997-98	David Brown, 39
1998-99	David Brown, 22
1999-00	David Brown, 44
2000-01	David Brown, 29
2001-02	Brian Radakovich, 24
2002-03	TeJay Anderson, 27
2003-04	TeJay Anderson, 30
2004-05	Radakovich/Barber, 22
2005-06	Jack Liles, 19
2006-07	Jack Liles, 36
2007-08	Jack Liles, 25
2008-09	Jack Liles, 36
2009-10	Vytas Sulskis, 20
2010-11	Damian Eargle, 91
2011-12	Damian Eargle, 116
2012-13	Damian Eargle, 102
2013-14	Kamren Belin, 19
2014-15	Bobby Hain, 20
2015-16	Bryce Nickels, 17
2016-17	Devin Haygood, 35
2017-18	Devin Haygood, 37
2018-19	Olamide Pedersen, 30
2019-20	Michael Akuchie, 23
2020-21	Michael Akuchie, 16
2021-22	Michael Akuchie, 25

Assists

1970-71	Billy Johnson, 153
1971-72	Billy Johnson, 239
1972-73	Dave Burkholder, 97
1973-74	Terry Moore, 200
1974-75	Terry Moore, 230
1975-76	Terry Moore, 189
1976-77	Terry Moore, 176

1977-78	Joe Votino, 111
1978-79	Joe Votino, 110
1979-80	Shawn Burns, 144
1980-81	Robert Carter, 88
1981-82	Robert Carter, 84
1982-83	Bruce Timko, 90
1983-84	Bruce Timko, 156
1984-85	Bruce Timko, 136
1985-86	Bruce Timko, 169
1986-87	James Gilmore, 98
1987-88	Tim McNair, 79
1988-89	Marc Vassar, 109
1989-90	Alfonzo Lurry, 90
1990-91	Lacy Jones, 132
1991-92	Lacy Jones, 82
1992-93	Marc Vassar, 77
1993-94	Andre Smith, 58
1994-95	Eric Morgan, 70
1995-96	Anthony Hunt, 81
1996-97	Anthony Hunt, 105
1997-98	Anthony Hunt, 139
1998-99	Albert Crockett, 117
1999-00	Albert Crockett, 121
2000-01	Ryan Patton, 163
2001-02	Ryan Patton, 141
2002-03	Marlon Williamson, 144
2003-04	TeJay Anderson, 63
2004-05	Jon Mends, 97
2005-06	Derrick Harris, 147
2006-07	Byron Davis, 116
2007-08	Vance Cooksey, 88
2008-09	DeAndre Mays, 105
2009-10	DeAndre Mays, 102
2010-11	Kendrick Perry, 122
2011-12	Kendrick Perry, 121
2012-13	Kendrick Perry, 122
2013-14	DJ Cole, 143
2014-15	DJ Cole, 150
2015-16	Francisco Santiago, 139
2016-17	Francisco Santiago, 158
2017-18	Cameron Morse, 124
2018-19	Darius Quisenberry, 120
2019-20	Darius Quisenberry, 138
2020-21	Shemar Rathan-Mayes, 85
2021-22	Dwayne Cohill, 88

Minutes Played

1981-82	Art McCullough, 37.3 (969)
1982-83	Ricky Tunstall, 25.5 (689)
1983-84	Bruce Timko, 34.3 (994)
1984-85	Bruce Timko, 31.0 (931)
1985-86	Bruce Timko, 34.1 (957)
1986-87	Tilman Bevely, 37.6 (1,052)
1987-88	Tilman Bevely, 32.1 (899)
1988-89	Tim Jackson, 29.5 (825)
1989-90	Tim Jackson, 35.1 (982)
1990-91	Reggie Kemp, 30.4 (852)
1991-92	Jerome Sims, 33.1 (928)
1992-93	Jerome Sims, 32.3 (678)
1993-94	Antoine Woods, 29.9 (778)
1994-95	Derick Simmons, 31.6 (886)
1995-96	Marcus Culbreth, 29.4 (763)
1996-97	Anthony Hunt, 33.1 (894)
1997-98	Anthony Hunt, 34.0 (986)
1998-99	DeVon Lewis, 29.0 (813)
1999-00	Craig Haese, 31.6 (854)
2000-01	Ryan Patton, 35.8 (1,038)
2001-02	Ryan Patton, 34.6 (970)
2002-03	Doug Underwood, 31.5 (914)
2003-04	TeJay Anderson, 26.1 (730)
2004-05	Quin Humphrey, 35.6 (997)
2005-06	Quin Humphrey, 36.9 (1,034)
2006-07	Quin Humphrey, 35.6 (1,005)
2007-08	Byron Davis, 35.4 (1,063)
2008-09	DeAndre Mays, 31.7 (950)
2009-10	DeAndre Mays, 31.6 (948)
2010-11	Kendrick Perry, 29.2 (876)
2011-12	Kendrick Perry, 34.8 (1,079)
2012-13	Kendrick Perry, 35.4 (1,061)
2013-14	Kendrick Perry, 35.5 (1,168)
2014-15	Marcus Keene, 34.9 (1,117)
2015-16	Matt Donlan, 34.7 (1,109)
2016-17	Francisco Santiago, 33.3 (1,131)
2017-18	Cameron Morse, 32.0 (1,024)
2018-19	Darius Quisenberry (869)
2019-20	Naz Bohannon (1,061)
2020-21	Naz Bohannon (822)
2021-22	Michael Akuchie (1,056)

OVERTIME RESULTS

Overall Overtime Record (36-75)

Overtime (28-63)

Date	Opponent	Result
Jan. 9, 2022	Cleveland State	L, 80-86
March 2, 2021	at Oakland	L, 83-87
Feb. 6, 2021	at Robert Morris	W, 70-66
Feb. 5, 2021	at Robert Morris	W, 84-78
Jan. 30, 2020	UIC	L, 83-90
Jan. 25, 2020	Green Bay	W, 98-94
Jan. 23, 2020	Milwaukee	L, 73-75
March 2, 2019	Cleveland State	L, 80-80
Jan. 3, 2019	at Green Bay	L, 93-99
Jan. 22, 2017	at Milwaukee	L, 85-94
Jan. 14, 2017	UIC	L, 89-92
Dec. 14, 2016	Niagara	W, 101-97
Nov. 15, 2016	at Toledo	L, 98-103
Jan. 29, 2015	at Detroit	L, 87-93
Nov. 29, 2014	at Illinois State	L, 73-85
March 4, 2014	at Oakland	L, 92-96
Feb. 25, 2014	at Cleveland State	L, 69-70
Feb. 20, 2014	Milwaukee	W, 88-83
Feb. 9, 2014	at Detroit	L, 81-83
Nov. 9, 2013	vs. FIU	W, 74-72
March 23, 2013	Canisius	L, 82-84
Nov. 28, 2012	Kent State	L, 78-85
Nov. 19, 2012	vs. North Dakota State	L, 80-83
Jan. 5, 2012	Loyola	W, 68-64
Nov. 18, 2011	UC-Riverside	W, 53-49
Feb. 26, 2011	Milwaukee	L, 87-94
Feb. 5, 2011	Valparaiso	L, 78-86
Nov. 20, 2010	at Akron	L, 84-91
Feb. 4, 2010	at Loyola	L, 85-92
Jan. 31, 2009	Detroit	L, 64-68
Feb. 25, 2006	Loyola	L, 84-87
Dec. 31, 2005	at UIC	L, 84-85
Feb. 7, 2004	UW-Green Bay	L, 70-73
Jan. 21, 2004	Butler	L, 66-67
Dec. 30, 2000	at Green Bay	L, 58-66
Jan. 20, 2000	at UMKC	W, 66-61
Dec. 14, 1999	Niagara	L, 77-82
Jan. 9, 1999	at Valparaiso	L, 76-83
Dec. 19, 1998	Montana	L, 74-81
Jan. 10, 1998	at Southern Utah	L, 80-86
Jan. 13, 1997	UMKC	L, 71-73
Jan. 20, 1996	at Eastern Illinois	L, 68-74
Jan. 24, 1994	at Valparaiso	L, 84-93
Jan. 10, 1994	at Wright State	L, 73-79
Jan. 30, 1993	at Valparaiso	L, 76-85
Dec. 3, 1992	Air Force	W, 82-78
March 2, 1991	at Liberty	W, 80-77
Feb. 9, 1991	at Chicago State	L, 94-95
Jan. 23, 1991	Akron	L, 66-71
Feb. 24, 1990	at Liberty	L, 72-76
Feb. 16, 1987	Morehead State	W, 69-68
Feb. 11, 1985	Eastern Kentucky	W, 61-60
Jan. 14, 1985	at Murray State	L, 62-66
Dec. 15, 1984	South Alabama	W, 81-55
March 9, 1984	vs. Tennessee Tech	W, 63-55
Feb. 11, 1984	at Eastern Kentucky	L, 46-47
Feb. 5, 1983	Middle Tennessee State	W, 73-72
Jan. 29, 1983	Akron	L, 66-68
Jan. 21, 1983	at Eastern Kentucky	L, 78-83
Jan. 15, 1983	Austin Peay	W, 75-70
Feb. 27, 1982	Murray State	L, 66-69
Jan. 3, 1981	Bellarmine	L, 77-78

Nov. 28, 1981	Westminster	L, 66-68
Feb. 2, 1980	Western Illinois	L, 73-77
Feb. 7, 1978	at Buffalo	L, 85-87
Jan. 10, 1978	at Philadelphia Textile	L, 65-73
March 7, 1977	Randolph Macon	L, 68-71
Feb. 14, 1977	at Westminster	W, 54-53
Jan. 9, 1976	Northern Kentucky	L, 81-82
Feb. 8, 1975	at Buffalo	W, 100-98
Feb. 3, 1975	at Hillsdale	W, 88-84
Jan. 4, 1975	at Nebraska-Omaha	L, 97-100
Feb. 13, 1974	at Cleveland State	L, 93-99
Jan. 12, 1974	UW-Milwaukee	L, 70-72
Feb. 12, 1972	at Hillsdale	L, 62-64
Jan. 20, 1968	at Central State	L, 60-62
Feb. 13, 1968	at Baldwin-Wallace	L, 77-79
Feb. 4, 1967	Gannon	L, 39-41
Jan. 5, 1966	at Alliance	W, 65-59
Jan. 6, 1965	at Muskingum	W, 36-35
Jan. 25, 1964	at Buffalo	W, 66-64
Feb. 26, 1962	at Baldwin-Wallace	L, 64-66
Jan. 10, 1962	Central State	W, 72-67
Feb. 13, 1961	at Gannon	W, 84-76
Dec. 1, 1958	Kent	L, 51-53
Feb. 1, 1954	Alliance	W, 90-79
Feb. 13, 1952	Slippery Rock	W, 65-63
Jan. 24, 1952	Kent	L, 70-71
Feb. 6, 1948	at Alliance	W, 58-50
March 4, 1947	vs. Northern Arizona	L, 45-49
Feb. 8, 1936	at Fenn	L, 23-28

Double Overtime (7-6)

Feb. 24, 2018	Cleveland State	L, 94-99
Dec. 29, 2016	Milwaukee	W, 88-87
Feb. 16, 2016	UIC	W, 92-91
Jan. 20, 2001	Chicago State	W, 71-68
Dec. 22, 2000	vs. Northern Iowa	W, 79-76
Jan. 19, 1991	Northeastern Illinois	W, 105-101
Jan. 13, 1986	Eastern Kentucky	W, 75-69
Feb. 15, 1975	Cleveland State	L, 89-93
Feb. 24, 1954	at Wayne State	L, 74-77
Feb. 18, 1953	Westminster	L, 86-93
Jan. 30, 1952	Baldwin-Wallace	W, 84-82
Jan. 1, 1948	Kent	L, 68-70

Triple Overtime (1-4)

Dec. 4, 2018	Central Michigan	L, 94-100
Nov. 21, 2015	at FGCU	L, 101-104
Feb. 10, 2013	UIC	L, 83-88
Jan. 25, 2001	at Western Illinois	L, 116-121
Feb. 4, 1984	at Akron	W, 74-72

Four Overtimes (0-1)

Dec. 14, 2004	Siena	L, 78-79
---------------	-------	----------

Six Overtimes (0-1)

Feb. 28, 1966	at Gannon	L, 69-71
---------------	-----------	----------



Cameron Morse averaged 28 points per game in overtime contests.



Quin Humphrey scored 33 points in an 85-84 overtime loss at UIC in 2005.

POSTSEASON RESULTS

NAIA Tournament Results

1946-47 • National Tournament

1st Round: Northern Arizona 49, Youngstown 45

1956-57 • District Tournament

1st Round: Youngstown 91, Defiance 69

Finals: Youngstown 59, Steubenville 58

1956-57 • National Tournament

1st Round: Youngstown 81, Westmont (Calif.) 75

2nd Round: Youngstown 80, Emporia State 74

Quarterfinals: SE Oklahoma 69, Youngstown 65

1957-58 • District Tournament

1st Round: Youngstown 99, Findlay 72

Championship: Youngstown 80, Wilmington 59

1957-58 • National Tournament

1st Round: Youngstown 88, Quincy (Ill.) 68

2nd Round: Youngstown 74, Platteville 63

Quarterfinals: Western Illinois 70, Youngstown

67

1958-59 • District Tournament

1st Round: Youngstown 97, Baldwin-Wallace 77

Championship: Youngstown 103, Findlay 65

1958-59 • National Tournament

1st Round: Youngstown 85, Northern State 76

2nd Round: Tennessee A&I 89, Youngstown 80

NCAA Division II Tournament Results

1960-61 • Regional Tournament

at Crawfordsville, Ind.

1st Round: Wittenberg 43, Youngstown 28

Consolation: Youngstown 96, South Carolina St. 82

1961-62 • Regional Tournament

at Akron, Ohio

1st Round: Florida A&M 74, Youngstown 60

Consolation: Youngstown 58, Gannon 52

1962-63 • Regional Tournament

at Akron, Ohio

1st Round: Wittenberg 38, Youngstown 31

Consolation: Youngstown 65, Buffalo 53

1963-64 • Regional Tournament

at Akron, Ohio

1st Round: LeMoyne (N.Y.) 64, Youngstown 53

Consolation: Youngstown 91, Ithaca 79

1965-66 • Regional Tournament

at Akron, Ohio

1st Round: Akron 70, Youngstown 63

Consolation: Youngstown 94, Randolph Macon 63

1969-70 • Midwest Regional

at Reading, Pa.

1st Round: Philadelphia Textile 79, YSU 52

Consolation: Cheyney State 94, YSU 91

1971-72 • Midwest Regional

at Akron, Ohio

1st Round: Youngstown State 81, Gannon 71

Semifinals: Youngstown State 90, Cheyney State 80

Finals: Akron 87, Youngstown State 71

1974-75 • Great Lakes Regional

at Charleston, Ill.

1st Round: St. Joseph (Ind.) 96, YSU 78

Consolation: Eastern Illinois 86, YSU 80

1976-77 • Great Lakes Regional

at Youngstown, Ohio

1st Round: Randolph-Macon 71, YSU 68

Consolation: YSU 81, Bellarmine 79

Conference Tournament Results

1984 Ohio Valley (Morehead, Ky.)

Youngstown State 63, Tennessee Tech 55

@ Morehead State 47, Youngstown State 44

1985 Ohio Valley (Murfreesboro, Tenn.)

Youngstown State 79, Morehead State 74

Youngstown State 95, Eastern Kentucky 61

@ Middle Tennessee St. 66, Youngstown State 63

1986 Ohio Valley

Tennessee Tech 71, @ Youngstown State 68

1987 Ohio Valley

@ Akron 103, Youngstown State 74

1988 Ohio Valley

@ Middle Tennessee St. 81, Youngstown State 76

1995 Mid-Continent

@ Youngstown State 90, Troy State 83

@ Valparaiso 77, Youngstown State 52

1996 Mid-Continent (Moline, Ill.)

Western Illinois 68, Youngstown State 48

1997 Mid-Continent (Moline, Ill.)

Western Illinois 66, Youngstown State 64

1998 Mid-Continent (Moline, Ill.)

Youngstown State 75, UMKC 59

Youngstown State 74, Oral Roberts 60

Valparaiso 67, Youngstown State 48

1999 Mid-Continent (Moline, Ill.)

Youngstown State 78, Southern Utah 56

Oral Roberts 72, Youngstown State 58

2000 Mid-Continent (Moline, Ill.)

Oral Roberts 67, Youngstown State 59

2001 Mid-Continent (Fort Wayne, Ind.)

Oral Roberts 73, Youngstown State 70

2002 Horizon League (Cleveland, Ohio)

Green Bay 86, Youngstown State 65

2003 Horizon League Tournament

Youngstown State 65, @ Green Bay 61

UIC 79, Youngstown State 59^

^Milwaukee, Wis.

2004 Horizon League Tournament

@ Butler 88, Youngstown State 57

2005 Horizon League Tournament

@ Loyola 78, Youngstown State 75

2006 Horizon League Tournament

@ Loyola 76, Youngstown State 61

2007 Horizon League Tournament

@ Youngstown State 82, Detroit 80

Green Bay 72, Youngstown State 55^

^ Dayton, Ohio

2008 Horizon League Tournament

@ UIC 70, Youngstown State 59

2009 Horizon League Tournament

UIC 73, @ Youngstown State 68

2010 Horizon League Tournament

@ Green Bay 81, Youngstown State 67

2011 Horizon League Tournament

@ Valparaiso 80, Youngstown State 71

2012 Horizon League Tournament

@ Youngstown State 77, Green Bay 60

Detroit 93, Youngstown State 76^

^ Valparaiso, Ind.

2013 Horizon League Tournament

@ Youngstown State 62, Loyola 60

Wright State 66, Youngstown State 59^

^ Valparaiso, Ind.

2013 Colleg Insider Tournament

Youngstown State 99, vs. Oakland 87

vs. Canisius 84, Youngstown State 82 (OT)

2014 Horizon League Tournament

@ Oakland 96, Youngstown State 92

2015 Horizon League Tournament

@ Detroit 77, Youngstown State 67

2016 Horizon League Tournament

vs. Detroit 92, Youngstown State 79

^ Joe Louis Arena

2017 Horizon League Tournament

Youngstown State 84, vs. Cleveland State 69

Youngstown State 81, vs. Oakland 80

vs. Northern Kentucky 84, Youngstown State 74

^ Joe Louis Arena

2018 Horizon League Tournament

vs. Cleveland State 72, Youngstown State 71

^ Little Caesars Arena

2019 Horizon League Tournament

at Oakland 88, Youngstown State 84

2020 Horizon League Tournament

at Youngstown State 63, Milwaukee 57

vs. UIC 67, Youngstown State 61

^ Gentile Arena at Loyola (Chicago)

2021 Horizon League Tournament

at Youngstown State 74, UIC 58

at Oakland 88, Youngstown State 84

2022 Horizon League Tournament

Robert Morris 77, at Youngstown State 73

2022 The Basketball Classic

at Youngstown State 70, Morgan State 65

at Fresno State 80, Youngstown State 71



Cameron Morse averaged 24.7 points per game in the 2017 Horizon League Tournament.

CLASS RECORDS

Freshmen Records

Field Goals Made

262 • Dave Zeigler (1978-79)

Field Goal Attempts

507 • Dave Zeigler (1978-79)

Field Goal Percentage

TeJay Anderson (2000-01)

60.8 • (87-of-143)

3-PT Field Goals Made

51 • Darius Quisenberry (2018-19)

3-PT FG Attempts

160 • Darius Quisenberry (2018-19)

3-PT FG Percentage

40.2 • (47-117)

Jelani Simmons (2018-19)

Free Throws Made

106 • Darius Quisenberry (2018-19)

Free Throw Attempts

133 • Darius Quisenberry (2018-19)

Free Throw Percentage

86.7 • (39-of-45)

Marc Vassar (1988-89)

Points

623 • Dave Zeigler (1978-79)

Blocks

39 • Dave Brown (1997-98)

Steals

43 • Darius Quisenberry (2018-19)

Minutes

876 • Kendrick Perry (2010-11)

Rebounds

356 • Herb Lake (1955-56)

Assists

200 • Terry Moore (1973-74)

Sophomore Records

Field Goals Made

284 • Dave Zeigler (1979-80)

Field Goal Attempts

549 • Bill Johnson (1969-70)

Field Goal Percentage

TeJay Anderson (2001-02)

57.5 • (69-of-120)

3-PT Field Goals Made

91 • Marcus Keene (2014-15)

3-PT FG Attempts

217 • Marcus Keene (2014-15)

3-PT FG Percentage

44.3 • (27-of-61)

Andrew Hannan (1998-99)

Free Throws Made

142 • Reggie Kemp (1989-90)

Free Throw Attempts

204 • Reggie Kemp (1989-90)

Free Throw Percentage

83.7 • (36-of-43)

Marc Vassar (1989-90)

Points

665 • Dave Zeigler (1979-80)

Blocks

91 • Damian Eargle (2010-11)

Steals

74 • Kendrick Perry (2011-12)

Minutes

1,079 • Kendrick Perry (2011-12)

Rebounds

555 • Herb Lake (1956-57)

Assists

230 • Terry Moore (1974-75)

Junior Records

Field Goals Made

260 • Cameron Morse (2016-17)

Field Goal Attempts

627 • Cameron Morse (2016-17)

Field Goal Percentage

Shawn Amiker

61.1 • (66-of-108)

3-PT Field Goals Made

91 • Blake Allen (2011-12)

3-PT FG Attempts

238 • Cameron Morse (2016-17)

3-PT FG Percentage

46.3 • (82-of-177)

Matt Donlan (2015-16)

Free Throws Made

145 • Jerome Sims (1991-92)

Free Throw Attempts

232 • Jerome Sims (1991-92)

Free Throw Percentage

85.4 • (35-of-41)

Aundra Brown (1990-91)

Points

711 • Cameron Morse (2016-17)

Blocks

138 • Ricky Tunstall (1982-83)

Steals

56 • Kendrick Perry (2012-13)

Minutes

1,131 • Francisco Santiago (1,131)

Rebounds

448 • Herb Lake (1957-58)

Assists

189 • Terry Moore (1975-76)

Senior Records

Field Goals Made

310 • John McElroy (1968-69)

Field Goal Attempts

732 • John McElroy (1968-69)

Field Goal Percentage

Noe Anabir (2018-19)

60.5 • (52-86)

3-PT Field Goals Made

94 • Blake Allen (2012-13)

3-PT FG Attempts

261 • Blake Allen (2012-13)

3-PT FG Percentage

43.9 • (50-of-114)

Anthony Hunt (1997-98)

Free Throws Made

190 • Kendrick Perry (2013-14)

Free Throw Attempts

258 • Kendrick Perry (2013-14)

Free Throw Percentage

93.9 • (62-of-66)

Craig Haese (2000-01)

Points

729 • John McElroy (1968-69)

Blocks

102 • Damian Eargle (2012-13)

Steals

76 • Kendrick Perry (2013-14)

Minutes

1,188 • Blake Allen (2012-13)

Rebounds

489 • Herb Lake (1958-59)

Assists

239 • Bill Johnson (1971-72)



Damian Eargle set a senior record with 102 blocks in 2012-13.



Blake Allen set three junior-year records in 2011-12.




Jerome Sims set an overall school mark for free-throw attempts and makes in '91-92.



YEAR-BY-YEAR STATS

YEAR	GP	FG-FGA	Pct.	FT-FTA	Pct.	3PT-3PTA	Pct.	REB	Avg.	A	TO	BK	S	Points	Avg.
1950-51	23	629	-	377	-	-	-	-	-	-	-	-	-	1,635	71.1
1953-54	27	725	-	566	-	-	-	-	-	-	-	-	-	2,016	74.7
1955-56	26	842-2,078	.405	431-692	.622	-	-	1,270	48.8	-	-	-	-	2,115	81.3
1956-57	27	900-1,990	.452	440-707	.622	-	-	1,401	51.8	-	-	-	-	2,240	82.9
1957-58	30	899-2,277	.395	489-728	.671	-	-	1,680	56.0	-	-	-	-	2,287	76.2
1958-59	28	994-2,359	.421	397-610	.650	-	-	1,662	59.4	-	-	-	-	2,385	85.2
1959-60	25	753-1,833	.411	312-486	.642	-	-	1,201	32.7	-	-	-	-	1,818	72.7
1960-61	28	902-2,176	.415	406-594	.683	-	-	1,511	53.9	-	-	-	-	2,210	78.9
1961-62	28	794-1,965	.404	319-486	.656	-	-	1,366	48.7	-	-	-	-	1,907	68.1
1962-63	27	736-1,739	.423	339-533	.636	-	-	1,327	49.1	-	-	-	-	1,811	67.1
1963-64	25	849-1,870	.454	374-556	.673	-	-	1,215	48.6	-	-	-	-	2,072	82.8
1964-65	26	753-1,883	.400	392-564	.695	-	-	1,195	46.0	-	-	-	-	1,898	73.9
1965-66	26	827-2,085	.397	363-541	.671	-	-	1,406	54.1	-	-	-	-	2,037	78.3
1966-67	25	866-1,947	.444	380-598	.635	-	-	1,387	55.4	-	-	-	-	2,112	84.4
1967-68	25	847-1,921	.441	360-518	.695	-	-	1,279	51.2	-	-	-	-	2,054	82.2
1968-69	26	840-1,989	.420	350-526	.670	-	-	1,262	48.5	-	-	-	-	2,028	78.0
1969-70	27	877-1,977	.443	406-682	.596	-	-	1,335	58.3	-	-	-	-	2,160	80.0
1970-71	25	809-1,928	.419	294-451	.652	-	-	1,130	53.4	406	319	-	-	1,912	76.5
1971-72	29	936-2,177	.429	418-631	.662	-	-	1,324	54.7	598	374	-	-	2,290	78.9
1972-73	23	604-1,470	.408	209-342	.605	-	-	893	44.4	382	310	-	-	1,417	61.6
1973-74	26	858-1,903	.451	313-469	.668	-	-	1,143	43.9	461	-	-	-	2,029	78.1
1974-75	28	967-2,092	.462	415-603	.688	-	-	1,247	44.5	528	-	-	-	2,349	83.9
1975-76	26	817-1,707	.480	297-429	.692	-	-	1,109	42.7	412	398	-	-	1,931	74.2
1976-77	27	828-1,698	.488	353-527	.670	-	-	1,083	40.0	411	-	-	172	2,009	74.4
1977-78	25	740-1,500	.493	371-547	.678	-	-	958	38.3	349	-	-	134	1,851	74.1
1978-79	26	745-1,494	.499	332-473	.702	-	-	813	30.1	418	-	-	162	1,822	70.1
1979-80	27	792-1,579	.502	411-544	.756	-	-	975	36.1	437	428	-	188	1,991	73.7
1980-81	26	695-1,545	.450	365-524	.697	-	-	814	31.3	319	429	55	187	1,755	67.5
1981-82	26	669-1,420	.471	326-486	.671	-	-	833	32.0	297	371	52	147	1,664	64.0
1982-83	27	789-1,788	.441	311-502	.620	75-193	.389	1,016	37.6	369	424	166	166	1,964	72.7
1983-84	29	815-1,709	.477	389-578	.673	-	-	1,087	37.5	451	463	125	197	2,019	69.6
1984-85	30	824-1,709	.482	436-626	.697	-	-	1,016	33.8	476	421	68	183	2,084	69.5
1985-86	28	789-1,736	.454	357-570	.626	-	-	1,070	38.2	444	423	51	159	1,916	68.4
1986-87	28	823-1,847	.446	309-471	.656	-	-	1,103	39.4	415	447	65	189	2,084	74.4
1987-88	28	713-1,673	.426	325-480	.677	34-103	.330	993	35.5	365	467	41	151	1,785	63.8
1988-89	28	836-1,831	.457	373-550	.678	64-177	.362	1,066	38.1	446	506	81	196	2,109	75.3
1989-90	28	798-1,764	.452	453-652	.695	106-290	.366	1,006	35.9	432	442	41	219	2,155	76.9
1990-91	28	915-1,915	.478	487-731	.731	72-234	.308	1,135	40.5	544	512	81	255	2,388	85.3
1991-92	28	649-1,557	.417	441-668	.660	113-309	.366	1,036	37.0	361	499	53	161	1,852	66.1
1992-93	26	662-1,612	.411	445-705	.631	95-290	.328	936	36.0	338	421	61	201	1,864	71.7
1993-94	26	671-1,589	.422	286-467	.612	127-363	.350	977	37.6	324	409	71	200	1,755	67.5
1994-95	28	720-1,633	.441	361-550	.656	151-414	.365	1,095	39.1	386	410	58	191	1,952	69.7
1995-96	27	669-1,555	.430	342-543	.630	148-446	.332	1,068	39.6	400	414	67	206	1,828	67.7
1996-97	27	599-1,443	.415	358-520	.688	157-474	.331	913	33.8	326	315	39	144	1,713	63.4
1997-98	29	754-1,713	.440	391-586	.667	199-557	.357	1,139	39.3	439	423	104	189	2,098	72.3
1998-99	28	701-1,606	.436	303-426	.711	185-523	.354	1,002	35.8	438	406	87	212	1,890	67.5
1999-00	28	696-1,593	.437	330-484	.682	154-479	.322	947	33.8	410	429	94	198	1,876	67.0
2000-01	30	722-1,622	.445	511-747	.684	178-497	.358	1,082	36.1	437	453	74	153	2,133	71.1
2001-02	28	620-1,550	.400	425-575	.739	143-442	.324	907	32.4	364	404	78	182	1,808	64.6
2002-03	29	652-1,574	.414	387-591	.655	122-338	.361	1,015	35.0	365	469	86	180	1,813	62.5
2003-04	28	655-1,497	.438	440-648	.679	126-394	.346	920	32.9	376	462	80	218	1,876	67.0
2004-05	28	591-1,442	.410	361-662	.654	138-435	.317	870	31.1	438	438	112	157	1,681	60.0
2005-06	28	687-1,581	.435	343-486	.706	191-578	.330	952	34.0	370	368	81	175	1,908	68.1
2006-07	31	729-1,692	.431	421-608	.692	168-488	.344	1,114	35.9	376	419	89	163	2,047	66.0
2007-08	30	708-1,643	.431	362-571	.634	166-499	.333	994	33.1	389	434	92	195	1,944	64.8
2008-09	30	709-1,712	.414	398-612	.650	165-490	.337	1,066	35.5	390	401	104	168	1,981	66.0
2009-10	30	697-1,656	.421	455-665	.684	153-479	.319	986	32.9	390	401	110	181	2,002	66.7
2010-11	30	756-1,823	.415	325-533	.610	235-708	.332	1,032	34.4	454	359	148	186	2,072	69.1
2011-12	31	746-1,729	.431	333-514	.648	270-708	.381	998	32.2	405	247	164	201	2,095	67.6
2012-13	34	853-1979	.431	475-686	.692	245-707	.347	1,200	35.3	504	398	182	231	2,426	71.4
2013-14	32	836-1822	.459	540-736	.734	249-712	.350	1,065	33.3	499	357	86	213	2,461	76.9
2014-15	32	807-1826	.442	465-670	.694	208-588	.354	1,056	33.0	450	374	67	192	2,287	71.5
2015-16	32	870-2021	.430	440-619	.711	257-704	.365	1,080	33.8	467	387	80	210	2,437	76.2
2016-17	34	981-2230	.440	404-601	.672	250-750	.333	1,246	36.6	513	406	107	187	2,616	76.9
2017-18	32	902-2111	.427	371-583	.636	235-712	.330	1,164	36.4	445	460	126	266	2,410	75.3
2018-19	32	879-2057	.427	354-505	.701	303-891	.340	1,207	37.7	449	442	115	210	2,415	75.5
2019-20	33	870-2055	.423	425-616	.690	236-765	.308	1,288	39.0	413	397	86	188	2,401	72.8
2020-21	27	717-1672	.429	390-537	.726	186-606	.307	991	36.7	349	310	44	163	2,010	74.4
2021-22	34	878-1960	.448	458-602	.761	256-746	.343	1,180	34.7	403	399	87	183	2,470	72.6

1,000-POINT CLUB



JEFF COVINGTON

2,424 • 1974-78

Washington, D.C.
Ballou High School

Year	Games	FG	3PT	FT	Points	Avg.
1974-75	26	220	0	103	543	20.8
1975-76	26	222	0	98	542	20.8
1976-77	29	265	0	149	679	23.4
1977-78	25	249	0	162	660	26.4
Totals	106	956	0	512	2,424	22.9




TONY KNOTT

2,218 • 1952-56

Sharon, Pa.
Sharon High School

Year	Games	FG	3PT	FT	Points	Avg.
1952-53	24	110	0	100	305	12.7
1953-54	27	198	0	155	551	20.4
1954-55	27	229	0	199	657	24.3
1955-56	26	243	0	199	705	27.1
Totals	104	780	0	653	2,218	21.3




KENDRICK PERRY

1,991 • 2010-14

Ocoee, Fla.
Edgewater High School

Year	Games	FG	3PT	FT	Points	Avg.
2010-11	30	93	35	48	269	9.0
2011-12	31	177	54	113	521	16.8
2012-13	30	158	50	153	519	17.3
2013-14	32	215	62	190	682	21.3
Totals	123	643	201	504	1,991	16.2



JOHN MCELROY

1,942 • 1965-69

Youngstown, Ohio
North High School

Year	Games	FG	3PT	FT	Points	Avg.
1965-66	22	89	0	20	194	8.8
1966-67	25	233	0	71	537	21.5
1967-68	25	214	0	54	482	19.3
1968-69	26	310	0	109	729	28.0
Totals	98	846	0	245	1,942	19.8




MICKEY YUGOVICH

1,917 • 1956-60

Youngstown, Ohio
Wilson High School

Year	Games	FG	3PT	FT	Points	Avg.
1956-57	27	198	0	107	503	18.6
1957-58	30	149	0	92	390	13.0
1958-59	28	210	0	75	495	17.6
1959-60	25	234	0	61	529	21.2
Totals	110	791	0	335	1,917	17.4




CAMERON MORSE

1,913 • 2014-18

Flint, Mich.
Carman-Ainsworth High School

Year	Games	FG	3PT	FT	Points	Avg.
2014-15	17	31	13	27	102	6.0
2015-16	30	201	64	142	608	20.3
2016-17	31	260	76	115	711	22.9
2017-18	32	174	79	65	492	15.4
Totals	110	666	232	349	1,913	17.4

1,000-POINT CLUB




REGGIE KEMP

1,821 • 1988-93

East Cleveland, Ohio
Shaw High School

Year	Games	FG	3PT	FT	Points	Avg.
1988-89	28	99	1	55	254	9.1
1989-90	28	211	0	142	564	20.1
1990-91	28	234	1	121	590	21.1
1992-93	24	151	7	106	413	17.2
Totals	108	695	9	424	1,821	16.8




HERB LAKE

1,821 • 1955-59

Midland, Pa.
Midland High School

Year	Games	FG	3PT	FT	Points	Avg.
1955-56	25	168	0	84	420	16.8
1956-57	27	225	0	99	582	20.3
1957-58	27	151	0	100	402	14.9
1958-59	28	177	0	58	412	14.7
Totals	107	721	0	341	1,783	16.7



BILL JOHNSON

1,726 • 1968-72

Canton, Ohio
Lincoln High School

Year	Games	FG	3PT	FT	Points	Avg.
1968-69	24	56	0	336	148	6.2
1969-70	25	238	0	106	549	23.3
1970-71	24	200	0	74	474	19.8
1971-72	29	212	0	98	522	18.0
Totals	102	706	0	314	1,726	16.9



QUIN HUMPHREY

1,707 • 2003-07

Ellenwood, Ga.
Stockbridge High School

Year	Games	FG	3PT	FT	Points	Avg.
2003-04	27	61	11	50	183	6.8
2004-05	28	147	39	69	362	14.4
2005-06	28	189	50	110	538	19.2
2006-07	31	189	65	141	584	18.8
Totals	114	586	165	370	1,707	15.0




JOE NIGRO

1,564 • 1964-67

Youngstown, Ohio
Cardinal Mooney High School

Year	Games	FG	3PT	FT	Points	Avg.
1964-65	22	112	0	50	274	12.0
1965-66	24	153	0	56	362	15.1
1966-67	25	177	0	114	468	18.7
1967-68	25	180	0	100	460	18.4
Totals	96	622	0	320	1,564	16.3



TIM JACKSON

1,531 • 1987-91

Canton, Ohio
Canton McKinley High School

Year	Games	FG	3PT	FT	Points	Avg.
1987-88	28	136	0	86	352	12.7
1988-89	28	124	0	52	300	10.7
1989-90	28	173	0	103	449	16.0
1990-91	28	167	0	90	430	15.1
Totals	112	600	0	331	1,564	13.7

1,000-POINT CLUB




BRUCE ALEXANDER

1,480 • 1978-83

Akron, Ohio
North High School

Year	Games	FG	3PT	FT	Points	Avg.
1978-79	26	165	0	58	388	14.9
1979-80	27	150	0	64	364	13.5
1980-81	26	179	0	92	405	17.3
1981-82	3	12	0	1	25	8.3
1982-83	26	99	22	33	253	9.7
Totals	108	605	22	248	1,480	13.7




TILMAN BEVELY

1,434 • 1984-88

Campbell, Ohio
Campbell Memorial High School

Year	Games	FG	3PT	FT	Points	Avg.
1984-85	25	44	0	10	98	3.9
1985-86	28	112	0	36	260	9.2
1986-87	28	257	61	87	662	23.6
1987-88	28	161	23	69	414	14.8
Totals	109	574	84	202	1,434	13.2




DAVE CULLIVER

1,430 • 1962-66

Trafford, Pa.
Trafford High School

Year	Games	FG	3PT	FT	Points	Avg.
1962-63	2	5	0	3	11	5.5
1963-64	25	165	0	88	441	16.7
1964-65	26	188	0	94	470	18.2
1965-66	26	207	0	94	508	19.5
Totals	88	565	0	279	1,430	16.3




LEO MOGUS

1,400 • 1939-43

Youngstown, Ohio

Year	Games	FG	3PT	FT	Points	Avg.
1939-40	18	N/A	0	N/A	307	17.1
1940-41	22	N/A	0	N/A	348	15.8
1941-42	21	N/A	0	N/A	391	18.6
1942-43	16	N/A	0	N/A	354	22.1
Totals	88	565	0	279	1,430	16.3



GERALD PARKS

1,353 • 1974-78

Cleveland, Ohio
Benedictine High School

Year	Games	FG	3PT	FT	Points	Avg.
1974-75	25	100	0	49	249	9.9
1975-76	26	142	0	38	322	12.4
1976-77	29	173	0	42	388	13.4
1977-78	24	164	0	66	394	16.4
Totals	104	579	0	195	1,353	13.0




VYTAS SULSKIS

1,311 • 2007-11

Vilnius, Lithuania
The Rock (Fla.) High School

Year	Games	FG	3PT	FT	Points	Avg.
2007-08	30	91	46	42	270	9.0
2008-09	30	100	39	70	309	10.3
2009-10	30	99	41	101	340	11.3
2010-11	30	122	43	105	392	13.1
Totals	120	412	169	279	1,311	10.9

1,000-POINT CLUB




DAVE ZEIGLER

1,288 • 1978-80

Coshocton, Ohio
Coshocton High School

Year	Games	FG	3PT	FT	Points	Avg.
1978-79	25	262	0	99	623	24.9
1979-80	24	284	0	101	665	27.7
Totals	49	546	0	200	1,288	26.3



TROY WILLIAMS

1,255 • 1981-85

Akron, Ohio
Buchtel High School

Year	Games	FG	3PT	FT	Points	Avg.
1981-82	25	103	0	49	255	10.2
1982-83	24	118	0	53	289	12.0
1983-84	29	139	0	36	314	10.8
1984-85	30	155	0	57	367	12.2
Totals	108	515	0	195	1,255	11.6



MICHAEL AKUCHIE

1,252 • 2017-22

Plantation, Fla.
St. Thomas Aquinas High School

Year	Games	FG	3PT	FT	Points	Avg.
2017-18	29	34	15	19	102	3.5
2018-19	30	42	28	9	121	4.0
2019-20	33	101	43	51	296	9.0
2020-21	27	89	27	62	267	9.9
2021-22	34	165	27	109	466	13.7
Totals	153	431	140	250	1,252	8.2



NAZ BOHANNON

1,236 • 2017-21

Lorain, Ohio
Lorain High School

Year	Games	FG	3PT	FT	Points	Avg.
2017-18	32	93	6	38	230	7.2
2018-19	29	95	5	31	226	7.8
2019-20	33	153	1	61	368	11.2
2020-21	25	172	1	67	412	16.5
Totals	119	513	13	197	1,236	10.4



DARIUS QUISENBERRY

1,213 • 2018-21

Springfield, Ohio
Huber Heights Wayne High School

Year	Games	FG	3PT	FT	Points	Avg.
2018-19	32	142	51	106	441	13.8
2019-20	32	186	51	126	549	16.6
2020-21	15	67	19	70	223	14.9
Totals	79	295	121	302	1,213	15.3




GARRETT COVINGTON

1,203 • 2017-PRESENT

Carmel, Ind.
Carmel High School

Year	Games	FG	3PT	FT	Points	Avg.
2017-18	32	95	24	53	267	8.3
2018-19	29	117	30	45	309	10.7
2019-20	32	101	17	53	272	8.5
2020-21	26	118	29	59	324	12.5
2021-22	3	12	3	4	31	10.3
Totals	122	443	83	214	1,203	9.9

1,000-POINT CLUB




ANTHONY MITCHELL

1,198 • 1973-77

Indianapolis, Ind.
Attucks High School

Year	Games	FG	3PT	FT	Points	Avg.
1973-74	24	201	0	51	453	18.8
1974-75	26	130	0	32	292	11.2
1975-76	6	42	0	10	94	15.7
1976-77	28	160	0	39	359	12.8
Totals	84	353	0	132	1,198	14.3



RON SMITH

1,187 • 1968-72

North Bloomfield, Ohio
North Bloomfield High School

Year	Games	FG	3PT	FT	Points	Avg.
1968-69	10	36	0	16	88	8.8
1969-70	25	129	0	27	285	11.4
1970-71	25	186	0	49	421	16.8
1971-72	26	212	0	98	393	15.1
Totals	86	563	0	190	1,187	13.8



BOBBY HAIN

1,187 • 2012-16

Jupiter, Fla.
Jupiter High School

Year	Games	FG	3PT	FT	Points	Avg.
2012-13	33	83	8	30	204	6.2
2013-14	32	142	5	67	356	11.1
2014-15	32	181	7	97	466	14.6
2015-16	13	63	4	31	161	12.4
Totals	110	469	24	225	1,187	10.8

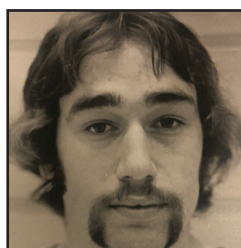


BOB ATTERHOLT

1,130 • 1954-58

Sharon, Pa.
Sharon High School

Year	Games	FG	3PT	FT	Points	Avg.
1954-55	13	80	0	34	194	14.9
1955-56	26	150	0	46	346	13.3
1956-57	27	145	0	52	342	12.7
1957-58	27	108	0	32	248	9.2
Totals	93	483	0	164	1,130	12.1




PHIL GASTON

1,081 • 1971-75

Girard, Ohio
Girard High School

Year	Games	FG	3PT	FT	Points	Avg.
1971-72	18	29	0	16	74	4.1
1972-73	22	88	0	22	198	9.0
1973-74	25	188	0	92	328	13.5
1974-75	27	181	0	119	481	17.8
Totals	92	416	0	249	1,081	11.8



DESMOND HARRISON

1,074 • 1997-2001

Toledo, Ohio
Scott High School

Year	Games	FG	3PT	FT	Points	Avg.
1997-98	27	77	0	37	191	7.1
1998-99	28	91	1	58	241	8.6
1999-2000	28	143	0	51	337	12.0
2000-01	30	105	0	95	305	10.2
Totals	113	416	1	241	1,074	9.5

1,000-POINT CLUB




DAMIAN EARGLE

1,061 • 2010-13

Youngstown, Ohio
Warren Harding High School

Year	Games	FG	3PT	FT	Points	Avg.
2010-11	30	144	0	51	339	11.3
2011-12	31	131	0	82	344	11.1
2012-13	32	150	1	77	378	11.8
Totals	93	425	1	210	1,061	11.4




DOUG UNDERWOOD

1,058 • 2001-03

Fort Meade, Md.
Meade High School

Year	Games	FG	3PT	FT	Points	Avg.
2001-02	28	110	29	41	290	10.4
2002-03	29	156	52	62	426	14.7
2003-04	28	107	54	74	342	12.2
Totals	85	373	135	177	1,058	12.4




RAY ROBINSON

1,045 • 1981-85

Akron, Ohio
North High School

Year	Games	FG	3PT	FT	Points	Avg.
1981-82	23	76	0	33	185	8.0
1982-83	27	82	0	40	204	7.6
1983-84	29	151	0	57	359	12.4
1984-85	30	123	0	51	297	9.9
Totals	109	432	0	181	1,045	9.6




CRAIG HAESE

1,033 • 1997-2001

DePere, Wis.
DePere High School

Year	Games	FG	3PT	FT	Points	Avg.
1997-98	29	49	29	31	158	5.4
1998-99	27	47	30	31	155	5.7
1999-2000	27	103	47	57	310	11.5
2000-01	29	128	92	62	410	14.1
Totals	112	327	198	181	1,033	9.2




BLAKE ALLEN

1,032 • 2010-13

Tampa, Fla.
Brandon High School

Year	Games	FG	3PT	FT	Points	Avg.
2010-11	30	76	47	13	212	7.1
2011-12	31	138	91	30	397	12.8
2012-13	34	148	94	33	423	12.4
Totals	95	362	232	76	1,032	10.9




RYAN PATTON

1,022 • 1998-2002


Parma, Ohio
Padua High School

Year	Games	FG	3PT	FT	Points	Avg.
1998-99	24	19	2	30	70	2.9
1999-2000	28	72	26	68	238	8.5
2000-01	29	97	40	71	305	10.5
2001-02	28	131	57	90	409	14.6
Totals	109	319	125	259	1,022	9.4


1,000-POINT CLUB

**BRUCE TIMKO****1,022 • 1982-86**Warren, Ohio
Warren JFK High School


Year	Games	FG	3PT	FT	Points	Avg.
1982-83	27	54	15	44	167	6.2
1983-84	29	119	0	101	339	11.7
1984-85	30	84	0	78	246	8.2
1985-86	28	107	0	55	269	9.6
Totals	114	364	15	278	1,022	8.6

**STEVE GERGELY****1,016 • 1946-50**Sharpsville, Pa.
Sharpsville High School


Year	Games	FG	3PT	FT	Points	Avg.
1946-47	23	87	0	56	230	10.0
1947-48	20	73	0	44	190	9.5
1948-49	23	116	0	76	308	13.4
1949-50	22	98	0	75	288	13.1
Totals	88	374	0	251	1,016	11.5

**JOHN BARBER****1,016 • 2003-08**Detroit, Mich.
Renaissance High School

Year	Games	FG	3PT	FT	Points	Avg.
2003-04	3	2	0	0	4	1.3
2004-05	28	64	13	34	175	6.3
2005-06	28	77	19	22	195	7.0
2006-07	31	85	8	57	235	7.6
2007-08	30	158	28	63	407	13.6
Totals	120	386	68	176	1,016	11.5

**ANTHONY HUNT****1,015 • 1995-98**Chicago, Ill.
Corie High School

Year	Games	FG	3PT	FT	Points	Avg.
1995-96	26	89	26	61	265	10.2
1996-97	27	105	40	82	332	12.3
1997-98	29	129	50	110	418	14.4
Totals	95	323	116	253	1,015	12.4

**RON ALLEN****1,001 • 1961-64**Wampum, Pa.
Wampum High School

Year	Games	FG	3PT	FT	Points	Avg.
1961-62	25	150	0	47	347	13.8
1962-63	27	168	0	76	412	15.2
1963-64	16	106	0	30	242	15.1
Totals	68	424	0	153	1,001	14.7



ALL-TIME LETTERWINNERS

aaaaAaaaa		Roy Butler	1971-72	Cecil Duffett	1948-52	Steve Hawthorne	1956-58
Mike Adams	2004-06	ccccCcccc		Donald Duffy	1942-43	Devin Haygood	2015-18
John Aiken	1938-41	Art Cacceno	1933-34	William Dunn	2020-Present	Jim Heber	1941-42
Scott Airato	1994-96	Anthony Camuso	1996-97	Roger Dyer	1965-68	Kimmo Heinonen	1990-92
Michael Akuchie	2017-22	Joseph Cantrello	1934-35	eeeeEeeee			
Mike Alcorn	1990-94	Angelo Capozzi	1940-41	Damian Eargle	2010-13	Francis "Hank" Herman	1927-30
Bruce Alexander	1978-83	Bob Carlson	1973-77	Ronnie Easter	1994-96	Tom Hernon	1947-53
Blake Allen	2010-13	Jack Carney	1952-53	William Eckert	1965-69	Gregg Hey	1972-73
Ronald Allen	1961-64	Bill Carson	1962-63	Louis Edwards	1929-30	Jim Himmelwright	1960-64
Terry Allen	1972-74	Dwight Carter	1983-85	Robert Edwards	1989-90	Dennis Hines	1993-95
Frank Aloï	1959-60	Robert Carter	1978-82	Lynn Elkins	1969-70	Bill Hodges	1972-73
Shawn Amiker	2011-15	Jay Cashon	1937-39	Ray Ellington	1991-92	Gerald Hoey	1978-79
Noe Anabir	2017-19	Donel Cathcart III	2018-20	Chris Ellis	1968-70	Jeff Hoey	1980-81
Gary Anderson	1973-77	Gary Causey	1981-82	Steve Ellison	1987-88	Alex Holcombe	2018-19
Matt Anderson	1987-88	Robert Cercone	1952-56	Ed Enterline	1938-42	Scott Hollywood	1987-88
Maurice Anderson	1997-98	James Chambers	1930-32	Joe Ethen	1995-97	Dwight Holmes	2004-08
Ray Anderson	1937-38	Kevin Cherry	1981-85	ffffFfff			
TeJay Anderson	2000-04	Luke Chicone	2021-22	Anthony Farris	1974-75	Robert Hunter	1961-63
Jordan Andrews	2015-16	Josh Chojnacki	2010-14	Lawrence Faust	1931-32	iiiiiiii	
Frank Andrews	1974-78	George Chops	1946-47	Jeremiah Ferguson	2016-18	Larry Imburgia	1948-49
Aaron Ashburn	1997-98	Jack Christein	1946-50	Bob Fick	1990-92	jjjjJjjj	
Tyrone Askew	1977-78	Bob Chuey	1958-62	Frank Fitz	1965-68	Kevin Jackson	1986-88
Robert Atterholt	1954-58	Phillip Chuey	1942-43	Don Fitzgerald	1986-87	Tim Jackson	1987-91
Mitchell Atwood	1978-80	Steve Chuey	1938-42	Jerry Fitzpatrick	1957-60	Eric Jacobs	1985-88
bbbbBbbbb		Billy Clapper	2004-05	Robert Fleming	1965-66	Mike Jaffee	1934-36
Dave Baker	1978-81	Fred Cleary	1952-55	Stephen Flores	2000-02	Andy Jahnke	2002-04
Jeff Ball	2000-01	Nick Cochran	1990-91	Lou Fortuna	1956-57	Sam Jankovich	1948-52
Paul Banks	1931-32	Dwayne Cohill	2021-Present	Tyler Foster	2019-20	Sam Jarvis	1949-50
John Barber	2004-08	Buddy Cole	1932-34	A. Frank	1936-37	Billy Johnson	1968-72
Bill Barnhart	1969-71	DJ Cole	2011-15	Brett Frantz	2015-17	Damon Johnson	1993-94
Herb Barthelmay	1951-54	Robert Cole	1930-31	Sam Freeman	1959-60	Howard Johnson	1946-47
Adam Baumann	2002-04	Otis Colvin	1987-88	James Fulcher	1983-86	Larry Johnson, Jr.	2013-15
Ron Beaber	1970-72	Vance Cooksey	2007-10	Jim Fuqua	1960-61	Mel Johnson	2007-08
Frank Beck	1953-55	Fred Cooper	1932-33	ggggGgggg			
Kamren Belin	2012-14	Tom Cope	1968-71	Louis Gaffney	1984-86	Robert Johnson	1985-87
Denver Belknap	1971-74	Joe Coppola	1954-55	Larry Galcik	1958-62	Shane Johnson	1988-89
Joe Benish	1938-39	Carl Corletzi	1937-41	Louis Gambrel	1932-33	"Stuff" Johnson	1930-31
Frank Bennett	1942-43	Costan	1927-28	Kenny Ganley Jr.	2020-21	Anthony Jones	1985-86
Christian Bentley	2019-21	George Cotal	2006-08	Phil Gaston	1971-75	Charles Jones	1961-64
Claude Bentley	1971-73	Dave Cousart	1973-74	Roy Gay	1965-66	Chris Jones	1982-83
Jaylen Benton	2017-18	Garrett Covington	2017-Present	John Georges	1956-58	Dan Jones	2004-05
Fred Berecek	1960-62	Jeff Covington	1974-78	Steve Gergely	1946-50	Fred Jones	1960-64
Kenneth Bergman	1938-42	Frank Coyle	1938-40	Tom Getch	1959-62	Jeff Jones	1995-96
Tilman Bevely	1984-88	Charles Craig	1951-52	Bobby Gibson	1946-49	Jim Jones	1954-55
Antonio Bias	1997-98	Tom Craig	1962-63	Percy Giles	1954-55	Lacy Jones	1990-92
Jack Blaski	1951-53	Jack Cramb	1941-43	Bob Gill	1972-73	kkkkKkkkk	
Dallas Blocker	2008-10	Jim Cramer	1957-59	Jeff Gilliam	1980-84	John Karaffa	1947-48
Bob Bloom	1947-48	Domonique Crawford	2004-06	Cortney Gilmore	1986-88	Jordan Kaufman	2015-17
Tony Boatwright	1967-68	Ralph Crawford	1929-30	Jimmy Gilmore	1984-88	Marcus Keene	2013-15
Justin Bofenkamp	2018-20	Albert Crockett	1998-00	Joe Glover	1972-74	Charles Kellum	1955-56
Naz Bohannon	2017-21	Walter Cromer	1965-66	John Goodson	1980-83	Alfonso Kelly	1965-66
John Bolivar	1950-51	Rafael Cruz	2000-02	Jim "Beanie" Gordon	1957-59	Reggie Kemp	1988-92
Chris Booth	2006-07	Marcus Culbreth	1996-97	Don Graham	1967-70	John Keshock	1981-85
Bryan Borcherdt	1991-92	Dave Culliver	1962-66	John Gray	1989-92	Leroy King	1994-96
Dan Boudler	2007-11	Sheldon Cunningham	1958-59	Allister Green	1994-96	John Kirincic	2017-18
Donald Boylan	1929-32	ddddDdddd		Henry Green	1934-35	Dave Klenovich	1981-85
Richard Bralski	1959-60	Eli Danilov	1946-52	Jack Green	1938-39	Tony Knott	1952-56
Zack Brandes	1951-52	Paul Danilov	1955-56	John Gregory	1959-60	Milt Kochert	1950-51
Rudolph Braydich	1946-48	Byron Davis	2006-08	Wayne Grinnen	1927-30	J. Kodis	1936-37
Joe Brennan	1965-69	Latin Davis	2015-17	Andy Gromley	1966-67	George Kolesar	1974-75
Mike Brennan	1996-98	Wayne Davis	1966-70	Sal Guapone	1947-50	Bill Koleszar	1962-63
Tre Brewer	2010-11	Charles Day	1958-62	Frank Guarnati	1956-58	Ed Korbini	1958-62
Walt Brian	1947-52	Tony DeAscentis	1953-54	Ron Guerrieri	1958-59	Kovich	1949-50
Kelvin Bright	2008-10	Allen Deep	2003-05	Phil Guiliano	1956-57	Harry Krall	1949-51
Sheldon Brogdon	2010-11	Jim Dellick	1955-56	hhhhHhhhh			
DuShawn Brooks	2010-12	R. D. DeLoach	1989-90	Kevin Haddock	1988-89	Paul Kranich	1949-51
Kevin Brooks	1979-80	Julius Demi	1928-29	Craig Haese	1997-2001	Tom Kreitzer	1964-65
Randy Brooks	2000-01	Richard Denamen	1968-72	Bobby Hain	2012-16	Bob Krizancic	1971-75
Aundra Brown	1987-91	Chris Denman	1994-95	Elmo Hallerman	1927-29	Roy Kroll	1940-43
David Brown	1997-2001	Ryan Dennis	1993-94	Paul Halter	1940-42	Bennett Kunicki	1932-34
Elmer Brown	1998-00	Joe DeSalvo	1991-92	Geoff Hamperian	2018-21	Dave Kyle	1974-75
Jacob Brown	2017-18	Kevin Dill	1993-94	Kendale Hampton	2018-19	lllllll	
Mark Brown	1977-80	Carmen DiMuzio	1947-48	Andrew Hannan	1997-2001	Bill Lackey	1933-37
Ralph Browne	1965-66	Mychal Doblanski	2007-08	Steve Hanousek	1986-90	Colin LaForme	2004-06
Al Bucci	1941-42	Matt Donlan	2015-17	G. Harder	1927-28		
Dave Burkholder	1971-75	Robert Dougherty	1959-60	R. Harder	1927-28		
Charlie Burns	1961-65	Bob Douglas	1958-62	Derrick Harris	2002-06		
Shawn Burns	1979-80	Brad Downie	1979-81	Desmond Harrison	1997-2001		
Charles Bush	1946-50	Kevin Draughon	2007-08	Braun Hartfield	2016-18		
Charlie Bushman	1955-59	William Dray	1939-40	Jim Hartshorn	1961-65		



ALL-TIME LETTERWINNERS

Herb Lake	1955-59	Chuck Montgomery	1969-72	John Reed	1972-75	Frank Tavalario	1954-55
Mel Lampkins	1957-58	Randy Montgomery	1973-75	Danny Reese	2011-13	Atiba Taylor	2018-19
Todd Lark	1988-90	Montgomery	1927-28	Francis Reinher	1938-39	Roy Taylor	1956-60
Fletcher Larson	2011-15	Charles Moore	1954-58	Wade Renner	1989-90	Willie Teague	1966-70
Joe LaVolpa	1964-68	Pat Moore	1954-55	James Rich	1932-34	Brian Thaxton	1991-94
John Lawhorn	1946-47	Pat "P.J." Moore	1978-79	Henry Richetto	1941-43	Damon Thomas	1994-95
Dale Lehman	1961-62	Terry Moore	1973-77	Dan Ritter	2017-18	Jamir Thomas	2019-22
Bill Leipold	1962-63	Chris Morgan	2011-12	Garry Robbins	1983-86	Lee Thomas	1947-48
William Lenzi	1961-65	Devin Morgan	2018-20	Keston Roberts	2005-07	Robert Thomas	1953-54
Jim Leonard	1965-67	Eric Morgan	1994-95	Bill Robinson	1935-36	Clifford Thompson	1954-55
Bill Leskovac	1947-49	Tony Morocco	1964-66	Greg Robinson	1997-98	Don Thompson	1975-78
Brian Levels	1993-95	Cameron Morse	2014-18	John Robinson	1984-88	Carl Tidmore	1987-88
Bob Lewis	1933-35	Lamar Morton	1991-92	Ray Robinson	1981-85	Demond Tidwell	1997-98
Bobby Lewis	1948-49	John Moses	1928-30	Robbie Robinson	1998-00	Bruce Timko	1982-86
DeVon Lewis	1995-99	Alek Mrozik	2006-08	Tom Robinson	1936-38	Dick Timmerman	1952-53
Jim Lewis	1955-56	Robert Mullin	1928-31	Tyree Robinson	2017-18	Jim Timmerman	1960-63
Randall Leyshon	1932-34	Harry Myers	1949-52	Tyrone Robinson	1991-92	Cheick Traore	2020-21
Jack Liles	2005-09			Steve Rohan	1991-92	George Trogotgott	1971-72
William Litvin	1935-38	nnnnNnnnn		Ron Romine	1970-73	Chris Tucker	1979-81
Larry Lobaugh	1954-55	Richard Nagy	1959-60	Stefan Rosic	2016-17	Ricky Tunstall	1982-84
Joe Lombardi	1977-81	Steve Nagy	1935-36	Charles Rowan	1964-68	Jack Tupper	1959-63
Owen Long	2021-22	Frank Namesnick	1958-60	Richard Russell	1980-81	Howard Turner	1947-49
Jim Lott	1965-68	Bob Naples	1974-75	Bob Rutkouski	1973-74	Bob Tyndall	1959-60
Tony Lucas	1989-90	Dan Napolitano	1980-81				
Alfonzo Lurry	1989-91	Jim Nard	1938-39	ssssSssss		uuuuUuuuu	
Vaughn Luton	1984-86	Mark Nichols	1973-77	Tom Sablack	1962-66	Sidney Umude	2014-16
mmmmMmmmm		Sam Nichols	1964-65	Ronald Sabo	1963-64	Doug Underwood	2001-04
John MacDonald	1934-35	Bryce Nickels	2015-16	Robert Sahr	1988-90	vvvvVvvvv	
Mike Magula	1949-52	Mikko Niemi	2005-09	Steve Saldon	1961-65	Alex Vargo	2020-21
Bill Mallernee	2001-04	Joe Nigro	1964-68	John Sally, Jr.	2018-19	Marc Vassar	1988-91; 1992-93
John Mandish	1959-60	Richard Nuskiwicz	1954-55	Alex Sanchez	2004-06	Osandai Vaughn	2014-15
Tony Marcovecchio	1950-51	ooooOoooo		Alfred Santangelo	1929-30	Robin Vincer	1975-79
Matt Maresh	1972-74	John O'Connor	1933-34	Francisco Santiago	2015-18	Tony Vivo	1936-40
McCoy Mariner	1928-29	Dainel Ogoro	2020-22	Jim Santelli	1965-66	Joe Votino	1976-80
James Marks	1930-33	Tevin Olison	2021-22	Duane Schell	1951-52	wwwwWwwww	
Vince Marrow	1988-89	Matt Olsen	1996-97	Tom Schneider	1980-81	Dan Wallace	1968-69
Sirlester Martin	2008-10	John Onderish	1965-66	Bob Schultz	1932-35	Ashen Ward	2008-12
Steve Martin	1980-84	Jacori Owenw	2021-Present	Joseph Seefried	1937-39	Edgar Ward	1990-92
Antwan Maxwell, Jr.	2018-19	ppppPpppp		Joe Sekora	1976-79	Tyler Warford	2014-17
Richard Mayberry	1951-52	Gerald Parks	1974-78	Larry Seneta	1961-64	Ralph Weaver	1928-29
Bob Mayberry	1952-57	Tom Parks	2008-10	Charles Serednesky	1965-66	Ryan Weber	2012-14
Greg Mayes	2006-07	Baylor Patterson	1937-41	"Mutt" Shaeffer	1947-48	Billy Wells	1970-74
Devonte Maymon	2010-11	Jack Patterson	1932-33	Brad Shank	1985-86	Ronald Wetzel	1965-66
DeAndre Mays	2008-10	Bob Patton	1967-71	Joe Sharik	1947-48	Don Weyer	1952-54
Brian McCall	1942-43	Ryan Patton	1998-2002	Ronald Shebeck	1953-54	Walter Whelen	1929-30
Howard McBroy	1958-61	John Pawlen	1941-42	Chris Shelton	2021-Present	Louis Whiting	1977-78
Rickie McClanahan	1998-99	Olamide Pedersen	2018-20	Wills Shively	1929-30	Alex Willbourn	2017-18
Mike McClenahan	1982-84	Tony Pero	1959-63	Zach Silverman	2004-05	Brian Williams	2005-06
Art McCullough	1980-83	Kendrick Perry	2010-14	Lou Simko	1935-36	Dick Williams	1950-52
Wayne McDevitt	1973-75	Nate Perry	2010-12	Derick Simmons	1993-95	Evan Williams	1934-35
Bill McDonald	1932-34	Marty Pesut	1959-60	Jelani Simmons	2018-20	J. C. Williams	1970-71
John "Mickey" McDonald	1928-31	Harry Peterson	1931-34	Jerome Sims	1991-92	Rahim Williams	2016-17
John McBroy	1965-69	Al Petollini	1942-43	Jeff Skeeles	1969-72	Richard Williams	1946-47
Fred McFarland	1931-35	Bill Phillips	1986-87	Andre Smith	1993-95	Troy Williams	1981-85
Chris McGill	1997-98	Jerry Pierce	1956-57	Henry Smith	1954-55	Marlon Williamson	1999-2003
Jay McHugh	1982-83	"Butch" Platt	1958-59	James Smith	1936-38	James Willson	1985-87
Jerry "Red" McKinney	1958-59	Jalon Plummer	2013-15	Ronald Smith	1968-72	Roy Winston	1966-67
Francis "Red" McLaughlin	1938-40	Mike Podolsky	2010-14	Pete Solar	1931-32	Louis Winters	930-31
Bill McMeans	1969-73	Ed Poplava	1951-55	Michael Solmen	1984-88	Ray Wise	1946-50
Matt McMurray	1993-97	Mark Popoveck	1975-76	Mike Soroka	1947-48	Chris Wisneski	1977-78
Tim McNair	1987-88	Jamel Porter	2002-03	Willie Spellman	1996-98	William Wolf	1959-63
John R. McPhee	1930-31	Steve Postel	1974-75	Kevin Spivey	1985-86	Andy Woodall	1955-56
Khari McQueen	2000-01/02-05	Angelo Prezioso	1937-38	Grant Spong	1933-34	Mike Woodard	2003-04
James McVay	1996-97	John Price	1946-47	Jack Staff	1942-43	Antoine Woods	1993-94
Steve Melchoir	1974-75	Chris Prichard	1989-90	Ray Stambaugh	1932-33	yyyyYyyyy	
John Melfi	1955-59	Pete Prokop	1946-47	Fred Staunch	1964-65	Kenny Young	1975-76
Ralph Melfi	1953-57	Jeff Puffer	1972-74	Tom Steele	1956-57	Mickey Yugovich	1956-60
Jon Mendis	2002-05	Hugh "Red" Pugh	1935-38	Rich Steffen	1969-70	Bob Yuhus	1951-54
Jim Merchant	1954-55	Fred Purucker	1932-33	Dennis Steinbeck	1966-70	zzzzZzzzz	
Gregg Merrill	1969-72	Charley Pusin	1956-57	Joe Stephenson	1947-48	John Zban	1955-56
Lou Meuhlbauer	1946-50	qqqqQqqqq		Shaun Stewart	2014-15	Dave Zeigler	1978-80
Al Meyers	1938-39	Darius Quisenberry	2018-21	Ryan Strollo	2015-18	Joe Zemba	1946-48
John Mihalenko	1959-61	rrrrRrrrr		Bill Stoudt	1947-48	Bob Ziak	1971-72
John Milliken	1959-60	Hank Raber, Jr.	1993-97	Terrell Stuart	1990-91	Joe Ziak	1968-71
Dave Milliren	1996-98	Brian Radakovich	2001-05	Mike Sullivan	1989-90	Bill Zimmer	1947-48
Harold Mintz	1942-43	Ricardo Ragland	1978-79	Vytas Sulskis	2007-11	Ken Zinz	1965-66
Steve Miodrag	1976-80	Russ Ramage	1932-33	Charles Swalko	1965-67	Cale Zuiker	2011-12
Aaron Mitchell	1973-74	Lindsay Randall	1968-71	Bill Swift	1954-55		
Tony Mitchell	1973-77	Shemar Rathan-Mayes	2020-Present	Stanley Sylak	1935-38		
Leo Mogus	1939-43	Clarence Ray	1987-89	ttttTtttt			
		Zack Rebillot	2006-10	Steve Taczak	1975-78		



ALL-TIME SERIES RECORDS

Team	Record	First Meeting	Recent Meeting
Adrian	1-3	1932-33	1955-56
Air Force	1-1	1991-92	1992-93
Akron	32-59	1937-38	2019-20
Alabama	0-1	1984-85	1984-85
Alabama State	2-0	1984-85	1990-91
Alderson-Broaddus	8-0	1960-61	1967-68
Allegheny	4-3	1930-31	2008-09
Alliance	48-7	1938-38	1976-77
Alma	3-0	1959-60	1961-62
Alumni	4-0	1932-33	1937-38
American	0-2	2015-16	2016-17
Anderson	1-1	1957-58	1958-59
Ashland	15-10	1939-40	1986-87
Auburn	0-1	1983-84	1983-84
Austin Peay	8-8	1981-82	2013-14
Baldwin-Wallace	22-22	1946-47	1972-73
Ball State	1-0	1983-84	1983-84
Baltimore	1-0	1977-78	1977-78
Bellarmino	5-4	1976-77	1984-85
Belmont Abbey	1-0	1967-68	1967-68
Bethune-Cookman	2-0	2012-13	2013-14
Binghamton	3-0	2018-19	2020-21
Bluffton	1-0	1990-91	1990-91
Boston College	0-1	2000-01	2000-01
Boston	0-2	2003-04	2004-05
Bowling Green	4-10	1938-39	2015-16
Brooklyn	3-0	1984-85	1988-89
Bucknell	1-0	1986-87	1986-87
Buffalo	14-13	1962-63	2011-12
Buffalo State	5-3	1965-66	1977-78
Butler	3-22	1982-83	2017-18
Butler Paulists	0-1	1930-31	1930-31
California (Pa.)	1-0	1928-29	1928-29
California-Haywood	1-0	1974-75	1974-75
UCLA	0-1	2007-08	2007-08
California-Riverside	1-1	2009-10	2011-12
Canisius	1-6	1940-41	2021-22
Capital	1-0	1935-36	1935-36
Carlow	1-0	2020-21	2020-21
Carnegie Tech	3-4	1929-30	1955-56
Case Western Reserve	5-2	1946-47	1955-56
CCNY	1-0	1976-77	1976-77
Central Connecticut State	3-4	1993-94	1996-97
Central Florida	1-0	1996-97	1996-97
Central Michigan	3-7	1985-86	2021-22
Central State	7-7	1956-57	1998-99
Charlotte	0-1	2008-09	2008-09
Chattanooga	0-1	1999-00	1999-00
Cheyney	2-2	1969-70	1980-81
Chicago State	13-8	1988-89	2001-02
Christian Brothers	0-1	1959-60	1959-60
Cincinnati	0-3	1993-94	2000-01
Citadel	0-1	1990-91	1990-91
CCNY	1-0	1976-77	1976-77
Clarion	6-4	1927-28	2000-01
Clemson	0-1	1988-89	1988-89
Cleveland State	44-55	1930-31	2021-22
Coastal Carolina	0-1	1990-91	1990-91
Colby	0-1	1952-53	1952-53
Columbia	2-0	1982-83	2018-19
Coppin State	0-2	1991-92	1991-92
Cortland Teachers	1-0	1939-40	1939-40
Culver Stockton	1-0	1958-59	1958-59
Davis & Elkins	0-2	1938-39	1938-39
Dayton	4-5	1940-41	1983-84
Defiance	3-1	1939-40	2021-22
Delaware State	4-2	1978-79	1990-91
DePaul	0-3	1960-61	2017-18
Detroit Mercy	13-40	1953-54	2021-22
Detroit Tech	2-0	1956-57	1957-58
Drexel	0-2	1991-92	1992-93
Duquesne	2-10	1941-42	2012-13
Dyke	1-0	1991-92	1991-92
Eastern Illinois	5-10	1974-75	1995-96
Eastern Kentucky	9-9	1981-82	2013-14
Eastern Michigan	4-7	1957-58	2014-15
Eastern Montana	1-1	1969-70	1972-73
Eastern Washington	1-0	1987-88	1987-88
Emporia State	1-0	1956-57	1956-57
Evansville	0-1	2001-02	2001-02
Farleigh Dickinson	1-1	1997-98	1998-99
Ferris State	1-0	1983-84	1983-84
Findlay	2-1	1951-52	1958-59
Florida A&M	2-1	1961-62	1986-87
Florida Atlantic	1-0	2000-01	2000-01
Florida Gulf Coast	0-1	2015-16	2015-16
Florida International	2-1	2013-14	2018-19
Fordham	0-1	2018-19	2018-19
Franciscan	1-0	2017-18	2017-18
Fredonia State	1-0	2011-12	2011-12
Gannon	39-25	1946-47	1982-83
Geneva	33-20	1931-32	2015-16
Georgetown	1-0	1953-54	1953-54
George Washington	1-0	2012-13	2012-13
Georgia	1-0	2012-13	2012-13
Georgia Southern	0-1	1985-86	1985-86
Georgia State	2-0	1973-74	1974-75
Georgia Tech	0-1	1992-93	1992-93
Glenville State	1-0	1942-42	1941-42
Green Bay	15-35	1992-93	2021-22
Grove City	6-1	1933-34	1942-43
Gustavus Adolphus	1-0	1949-50	1949-50
Heidelberg	1-0	2018-19	2018-19
High Point	2-0	2008-09	2009-10
Hillsdale	15-3	1960-61	1975-76
Hiram	27-5	1928-29	2012-13
Hofstra	0-2	1998-99	1998-99
Houston Baptist	1-0	1988-89	1988-89
Idaho	0-1	1998-99	1998-99
Idaho State	0-1	2017-18	2017-18
UIC	17-33	1992-93	2021-22
Illinois Wesleyan	8-0	1963-64	1971-72
Indiana	0-1	2017-18	2017-18
Indiana (Pa.)	5-9	1928-29	1933-34
Indiana State	0-1	2002-03	2002-03
IUPUI	17-2	1975-76	2021-22
Ithaca	2-1	1939-40	1963-64
Jacksonville	0-1	2012-13	2012-13
James Madison	2-1	2005-06	2012-13
John Carroll	11-9	1935-36	1957-58
Juniata	1-0	1942-43	1942-43
Kean (Newark State)	1-0	1936-37	1936-37
Kennedy James	0-1	1929-30	1929-30
Kennesaw State	1-1	2013-14	2014-15
Kent State	17-32	1928-29	2017-18
Kentucky Wesleyan	0-2	1959-60	1961-62
Kenyon	10-1	1968-69	1995-96
Lakeland	2-0	1962-63	1963-64
LaRoche	1-0	1996-97	1996-97
LaSalle	2-1	1951-52	1983-84
Lawrence Tech	4-0	1955-56	1964-65
Le Moyne	0-1	1963-64	1963-64
Liberty	1-2	1988-89	1990-91
Lincoln	1-0	1960-61	1960-61
Lock Haven	4-0	2004-05	2008-09
Long Island	0-1	1936-37	1936-37
Louisiana	0-1	2019-20	2019-20
Louisville	0-1	2019-20	2019-20
Loyola (Chicago)	16-14	1955-56	2012-13
Maine	2-3	1964-65	1996-97
Malone	4-0	1962-63	2010-11
Mankato State	1-0	1977-78	1977-78
Marietta	10-8	1948-49	1963-64
Marist	1-0	1986-87	1986-87
Marshall	1-6	1947-48	2005-06
Marygrove	1-0	2012-13	2012-13
Maryland	0-1	2008-09	2008-09
UM-Baltimore County	2-0	1989-90	1989-90
UM-Eastern Shore	3-1	1978-79	1982-83
Massachusetts	0-1	2013-14	2013-14
Messiah	1-0	1991-92	1991-92
Mexico City YMCA	1-0	1941-42	1941-42
Michigan	0-5	1984-85	2015-16
Michigan Lutheran	6-2	1964-65	1968-69
Michigan State	0-2	2006-07	2016-17
Middle Tennessee State	7-9	1981-82	1987-88
Milwaukee	18-32	1973-74	2021-22
Minnesota	0-4	1988-89	1991-92
Missouri	0-1	1981-82	1981-82
Missouri State (SMS)	1-1	1965-66	2004-05
UMKC	14-8	1988-89	2014-15
Missouri-Rolla	1-0	1974-75	1974-75
Montana	0-2	1998-99	1999-00
Morehead State	6-12	1981-82	1990-91
Morgan State	2-0	1985-86	2021-22
Morris Harvey	2-0	1960-61	1960-61
Mount Union	11-12	1928-29	1978-79
Murray State	4-11	1981-82	1994-95
Muskingum	15-8	1941-42	1967-68
Nebraska-Omaha	0-4	1974-75	1975-76
New Hampshire	3-0	1960-61	1974-75
Niagara	7-8	1957-58	2021-22
Nicholls State	1-0	1989-90	1989-90
North Carolina Central	2-0	2009-10	2019-20
North Carolina State	0-1	2010-11	2010-11
UNC-Wilmington	2-1	1982-83	1983-84
North Dakota	1-0	2015-16	2015-16
North Dakota State	0-1	2012-13	2012-13
North Texas State	0-1	1985-86	1985-86
Northeastern Illinois	6-7	1989-90	1997-98
Northern Arizona	0-1	1946-47	1946-47
Northern Colorado	0-1	2017-18	2017-18
Northern Illinois	1-3	1992-93	1993-94
Northern Iowa	7-4	1976-77	2000-01
Northern Kentucky	10-14	1975-76	2021-22
Northern Michigan	2-4	1978-79	1980-81
Northern (S.D.) State	1-0	1958-59	1958-59
Northwestern	0-4	1992-93	1995-96
Notre Dame	0-3	1996-97	2015-16
Notre Dame College	1-0	2011-12	2011-12
Oakland	10-20	1998-99	2021-22
Oberlin	4-2	1927-28	2014-15
Ohio	4-14	1940-41	1993-94
Ohio Chiropody	3-5	1928-29	1938-39
Ohio Dominican	4-0	1971-72	1983-84
Ohio State	0-5	1982-83	2018-19
Ohio Wesleyan	1-0	1971-72	1983-84
Oral Roberts	5-7	1997-98	2000-01
Parsons	1-0	1964-65	1964-65
Penn State	0-2	2011-12	2021-22
Philadelphia Textile	10-6	1962-63	1980-81
Pittsburgh	1-8	1971-72	2018-19
Pittsburgh-Bradford	1-0	1991-92	1991-92
Pittsburgh-Johnstown	0-1	1991-92	1991-92
Point Park	2-0	1990-91	2020-21
Prairie View A&M	0-1	1988-89	1988-89
Purdue	0-2	1983-84	2015-16
Purdue Fort Wayne	4-4	2001-02	2021-22
Quincy (Ill.)	2-2	1957-58	1964-65
Radford	2-1	1987-88	1991-92
Randolph-Macon	1-1	1965-66	1976-77
Rider	0-2	1935-36	1936-37
Rio Grande	1-0	1947-48	1947-48
Robert Morris	12-13	1989-90	2021-22
Rochester (Mich.)	1-0	2020-21	2020-21
Rockhurst	1-0	1958-59	1958-59
Saint Francis (Pa.)	17-22	1931-32	2012-13
Saint Joseph's (Ind.)	1-1	1974-75	1976-77
Saint Louis	0-5	1985-86	1988-89
St. Bonaventure	1-6	1939-40	2005-06
St. John's (N.Y.)	0-2	1986-87	2013-14
St. Joseph's (Pa.)	1-0	1941-42	1941-42
St. Lawrence	0-2	1938-39	1939-40
St. Mary's (Calif.)	0-2	1973-74	1998-99
St. Mary's (Mich.)	1-0	1985-86	1985-86
St. Norbert	1-0	1968-69	1968-69
St. Peters (N.J.)	2-2	1992-93	2009-10
St. Thomas (Minn.)	1-0	2021-22	2021-22
St. Thomas Aquinas (N.Y.)	0-1	1935-36	1935-36
St. Vincent	36-21	1929-30	1990-91
Saginaw Valley	1-0	1977-78	1977-78
Samford	3-0	1974-75	2011-12
San Diego	1-0	1970-71	1970-71
San Francisco State	3-2	1966-67	1973-74
Siena	1-2	1996-97	2005-06
Shawnee State	1-0	2002-03	2002-03
Slippery Rock	16-8	1931-32	2007-08
South Alabama	1-3	1984-85	2016-17
South Carolina	0-1	1988-89	1988-89
South Carolina State	2-0	1960-61	1986-87
USC-Upstate	1-0	2019-20	2019-20
South Dakota	2-1	2013-14	2017-18
South Florida	0-2	1984-85	2012-13
SE Missouri State	2-0	2019-20	2021-22
Southeastern Louisiana	1-1	1987-88	2004-05
Southeast Oklahoma	0-1	1956-57	1956-57
Southern (Calif.) College	1-0	1974-75	1974-75
Southern Illinois	0-1	1959-60	1959-60
SIU-Edwardsville	1-1	1975-76	2021-22
Southern Miss	0-1	2017-18	2017-18
Southern Utah	5-4	1997-98	2000-01
Stetson	1-0	1996-97	1996-97
Steubenville	28-16	1950-51	1979-80
Susquehanna	2-0	1964-65	1965-66
Tennessee (A&I) State	3-8	1958-59	1999-00
UT-Chattanooga	1-0	1999-00	1999-00
Tennessee Tech	8-10	1980-81	1987-88
Texas Southern	1-0	1966-67	1966-67
Thiel	14-4	1927-28	2019-20
Thomas More	1-1	1969-70	1994-95
Toledo	2-11	1941-42	2016-17
Toledo DeSales	2-0	1939-40	1940-41
Toronto	1-0	1968-69	1968-69
Towson	0-2	1990-91	1991-92
Troy	5-3	1994-95	1997-98
Tulsa	0-1	1984-85	1984-85
Upsala	2-0	1934-35	1935-36
Utah State	0-1	2017-18	2017-18
Utica	0-1	1983-84	1983-84
Valparaiso	9-35	1989-90	



SERIES RECORDS BY OPPONENT

vs. Adrian (1-3)

Home 1-1
 Away..... 0-2
 Neutral..... 0-0
 Streak..... L1

Date Location Result

Feb. 4, 1956..... Adrian, Mich.L, 86-87
 Dec. 17, 1955..... Youngstown.....W, 102-73
 Jan. 3, 1955..... Adrian, Mich.L, 79-80
 Jan. 3, 1933..... Youngstown.....L, 27-36

vs. Air Force (1-1)

Home 1-0
 Away..... 0-1
 Neutral..... 0-0
 Streak..... W1

Date Location Result

Dec. 3, 1992..... Youngstown..... W, 82-78
 Jan. 25, 1992..... Colorado SpringsL, 57-83

vs. Akron (32-59)

Home 23-22
 Away..... 9-36
 Neutral..... 0-1
 Streak..... L2

Date Location Result

Nov. 21, 2019..... Akron.....L, 60-82
 Nov. 10, 2018..... Cleveland.....L, 69-98
 Nov. 12, 2016..... Youngstown.....W, 90-82
 Dec. 19, 2011..... Akron.....L, 62-88
 Nov. 20, 2010..... Akron.....LOT, 84-91
 Jan. 26, 2009..... Youngstown.....L, 53-67
 Dec. 21, 2007..... Akron.....L, 59-79
 Jan. 2, 2007..... Youngstown.....L, 61-70
 Nov. 26, 2005..... Akron.....L, 62-67
 Dec. 10, 1994..... Youngstown..... W, 69-53
 Dec. 11, 1993..... Akron.....L, 47-52
 Jan. 2, 1993..... Youngstown.....L, 59-65
 Dec. 12, 1992..... Akron.....L, 66-82
 Feb. 20, 1992..... Youngstown.....L, 67-73
 Jan. 23, 1992..... Akron.....L, 67-80
 Feb. 18, 1991..... Akron.....L, 70-75
 Jan. 23, 1991..... Youngstown.....LOT, 66-71
 Feb. 3, 1990..... Akron.....L, 68-71
 Jan. 6, 1990..... Youngstown.....L, 61-90
 Feb. 4, 1989..... Youngstown.....L, 73-99
 Jan. 16, 1989..... Akron.....L, 73-97
 Feb. 6, 1988..... Akron.....L, 59-90
 Jan. 9, 1988..... Youngstown.....L, 61-80
 March 2, 1987..... Akron.....L, 74-103
 Jan. 31, 1987..... Youngstown..... W, 71-68
 Jan. 3, 1987..... Akron.....L, 46-60
 Feb. 1, 1986..... Akron.....W, 65-62
 Jan. 4, 1986..... Youngstown.....L, 62-64
 Feb. 2, 1985..... Youngstown..... W, 73-67
 Jan. 5, 1985..... Youngstown..... W, 75-61
 Feb. 4, 1984..... Akron.....W3OT, 74-72
 Jan. 6, 1984..... Youngstown..... W, 80-51
 Feb. 26, 1983..... Akron..... W, 52-48
 Jan. 29, 1983..... Youngstown.....LOT, 66-68
 Feb. 13, 1982..... Youngstown.....L, 61-78
 Jan. 16, 1982..... Akron.....L, 62-64
 Feb. 25, 1981..... Youngstown..... W, 78-64
 Dec. 16, 1980..... Akron.....L, 67-85
 Jan. 8, 1980..... Akron..... W, 80-67

Dec. 15, 1979..... Youngstown..... W, 87-53
 Feb. 3, 1979..... Akron.....L, 47-61
 Jan. 6, 1979..... Youngstown..... W, 53-51
 Feb. 4, 1978..... Akron.....W, 91-78
 Jan. 14, 1978..... Youngstown.....W, 101-81
 Feb. 26, 1977..... Akron..... W, 84-80
 Jan. 15, 1977..... Youngstown.....L, 56-61
 Feb. 11, 1976..... Akron.....L, 55-73
 Jan. 17, 1976..... Youngstown..... W, 58-57
 Dec. 20, 1975..... Youngstown.....L, 62-64
 Feb. 12, 1975..... Akron.....L, 55-70
 Feb. 1, 1975..... Youngstown.....L, 61-65
 Feb. 2, 1974..... Akron..... W, 78-69
 Jan. 26, 1974..... Youngstown.....L, 70-79
 Feb. 28, 1973..... Akron.....L, 53-62
 Jan. 27, 1973..... Youngstown.....L, 59-65
 March 11, 1972..... Akron.....L, 71-87
 Jan. 29, 1972..... Youngstown.....L, 53-54
 Jan. 5, 1972..... Akron.....L, 57-62
 Jan. 23, 1971..... Akron.....L, 71-77
 Jan. 6, 1971..... Youngstown.....L, 73-98
 Feb. 14, 1970..... Youngstown..... W, 80-69
 Dec. 20, 1969..... Akron..... W, 55-48
 Jan. 18, 1969..... Akron.....L, 59-73
 Jan. 7, 1969..... Youngstown..... W, 49-41
 Feb. 27, 1968..... Youngstown..... W, 71-68
 Dec. 2, 1967..... Akron.....L, 57-65
 March 4, 1966..... Akron.....L, 63-70
 Dec. 28, 1963..... Youngstown.....W, 101-82
 Dec. 14, 1962..... Akron.....L, 55-63
 Jan. 8, 1962..... Youngstown..... W, 63-46
 Feb. 17, 1960..... Youngstown.....L, 76-97
 Dec. 20, 1960..... Akron.....L, 63-79
 Dec. 13, 1958..... Akron.....L, 66-79
 Dec. 18, 1957..... Youngstown..... W, 83-70
 Jan. 5, 1957..... Akron.....L, 63-68
 Feb. 8, 1956..... Youngstown..... W, 76-74
 Feb. 5, 1955..... Youngstown.....L, 84-92
 Jan. 30, 1954..... Youngstown..... W, 80-74
 Jan. 3, 1953..... Akron.....L, 73-91
 Jan. 2, 1952..... Youngstown..... W, 83-75
 Jan. 18, 1950..... Youngstown.....L, 74-90
 Jan. 6, 1951..... Akron..... W, 66-57
 Jan. 5, 1949..... Akron.....L, 57-78
 Jan. 7, 1948..... Youngstown.....L, 55-66
 Jan. 22, 1947..... Youngstown.....L, 41-71
 Jan. 27, 1942..... Akron.....L, 39-57
 Jan. 5, 1942..... Youngstown..... W, 49-42
 Feb. 15, 1941..... Youngstown..... W, 43-39
 Feb. 1, 1941..... Akron.....L, 28-62
 Feb. 9, 1938..... Youngstown..... W, 32-31
 Dec. 11, 1937..... Akron.....L, 16-23

vs. Alabama (0-1)

Home 0-0
 Away..... 0-1
 Neutral..... 0-0
 Streak..... L1

Date Location Result

Dec. 20, 1984..... Tuscaloosa.....L, 69-88

vs. Alabama State (2-0)

Home 1-0
 Away..... 0-0
 Neutral..... 1-0
 Streak..... W2

Date Location Result

Nov. 30, 1984..... Cedar Falls, Iowa W, 81-55
 Dec. 21, 1990..... Youngstown..... W, 89-87

vs. Alderson-Broaddus (8-0)

Home 5-0
 Away..... 3-0
 Neutral..... 0-0
 Streak..... W8

Date Location Result

Jan. 4, 1968..... Youngstown..... W, 98-86
 Feb. 6, 1967..... Philippi, W. Va. W, 79-74
 Jan. 24, 1966..... Youngstown..... W, 83-66
 Feb. 11, 1965..... Philippi, W. Va. W, 89-71
 Jan. 27, 1964..... Youngstown..... W, 93-53
 Dec. 12, 1962..... Youngstown..... W, 83-45
 Dec. 11, 1961..... Philippi, W. Va. W, 69-51
 Jan. 7, 1961..... Youngstown..... W, 98-82

vs. Alleghany (4-3)

Home 2-1
 Away..... 2-2
 Neutral..... 0-0
 Streak..... W4

Date Location Result

Nov. 22, 2009..... Youngstown..... W, 96-59
 Dec. 18, 1935..... Meadville, Pa. W, 24-14
 Dec. 19, 1934..... Meadville, Pa. W, 33-29
 Dec. 16, 1933..... Youngstown..... W, 27-26
 Dec. 16, 1932..... Meadville, Pa.L, 24-34
 Jan. 5, 1932..... Youngstown.....L, 21-44
 Jan. 2, 1931..... Meadville, Pa.L, 17-39

vs. Alliance (48-7)

Home 26-2
 Away..... 22-5
 Neutral..... 0-0
 Streak..... W17

Date Location Result

Dec. 15, 1976..... Alliance, Ohio..... W, 95-68
 Feb. 25, 1976..... Youngstown..... W, 95-59
 Jan. 22, 1975..... Alliance, Ohio..... W, 96-85
 Jan. 15, 1975..... Youngstown.....W, 112-62
 Jan. 16, 1974..... Youngstown..... W, 95-69
 Jan. 5, 1974..... Alliance, Ohio..... W, 85-80
 Jan. 6, 1973..... Alliance, Ohio..... W, 74-61
 Dec. 16, 1972..... Youngstown..... W, 75-70
 Feb. 5, 1972..... Alliance, Ohio..... W, 82-59
 Jan. 15, 1972..... Youngstown..... W, 71-47
 Feb. 20, 1971..... Alliance, Ohio.....W, 107-63
 Jan. 28, 1971..... Youngstown..... W, 74-60
 Feb. 21, 1970..... Alliance, Ohio..... W, 82-51
 Jan. 17, 1970..... Youngstown..... W, 93-66
 Feb. 19, 1969..... Alliance, Ohio..... W, 66-53
 Jan. 11, 1969..... Youngstown.....W, 105-84
 Feb. 6, 1968..... Youngstown..... W, 103-73
 Jan. 13, 1968..... Alliance, Ohio.....L, 65-67
 Jan. 10, 1967..... Alliance, Ohio..... W, 87-72
 Dec. 1, 1966..... Youngstown..... W, 92-67
 Feb. 17, 1966..... Youngstown..... W, 65-51



SERIES RECORDS BY OPPONENT

Jan. 5, 1966Alliance, Ohio..... W, 65-59
 Feb. 24, 1965Alliance, Ohio.....L, 69-78
 Feb. 4, 1965Youngstown W, 83-73
 Feb. 10, 1964Youngstown W, 70-67
 Feb. 18, 1963Youngstown W, 68-60
 Jan. 19, 1963Alliance, Ohio.....L, 66-75
 Feb. 19, 1962Youngstown W, 78-69
 Feb. 7, 1962Alliance, Ohio.....L, 63-80
 Feb. 22, 1961Alliance, Ohio.....L, 49-64
 Feb. 8, 1961Youngstown W, 87-51
 Feb. 1, 1960YoungstownL, 58-60
 Dec. 14, 1959Alliance, Ohio..... W, 75-65
 Feb. 18, 1959Alliance, Ohio..... W, 95-63
 Dec. 8, 1958Alliance, Ohio..... W, 91-58
 Feb. 3, 1958Alliance, Ohio..... W, 92-50
 Dec. 11, 1957Youngstown W, 88-59
 Jan. 28, 1957Youngstown W, 99-58
 Dec. 12, 1956Alliance, Ohio..... W, 89-48
 Feb. 15, 1956Youngstown W, 90-70
 Jan. 14, 1956Alliance, Ohio..... W, 82-60
 Jan. 31, 1955Youngstown W, 95-76
 Jan. 15, 1955Alliance, Ohio..... W, 87-81
 Feb. 1, 1954Youngstown W, 90-79
 Jan. 11, 1954Alliance, Ohio..... W, 79-60
 Jan. 31, 1953Alliance, Ohio..... W, 81-64
 Dec. 4, 1952YoungstownL, 55-68
 Feb. 2, 1952Alliance, Ohio..... W, 86-62
 Dec. 10, 1951Youngstown W, 89-29
 Feb. 10, 1951Alliance, Ohio..... W, 87-38
 Dec. 6, 1950Youngstown W, 73-46
 Feb. 19, 1949Alliance, Ohio..... W, 69-36
 Feb. 6, 1948Youngstown W, 58-50
 Feb. 22, 1938Youngstown W, 38-36
 Feb. 4, 1938Youngstown W, 50-31

vs. Alma(3-0)

Home 2-0
 Away..... 1-0
 Neutral..... 0-0
 Streak..... W3

Date Location Result

Dec. 4, 1961YoungstownW, 101-64
 Jan. 9, 1960Alma, Mich..... W, 88-51
 Dec. 5, 1959Youngstown W, 81-55

vs. Alumni (4-0)

Home 4-0
 Away..... 0-0
 Neutral..... 0-0
 Streak..... W4

Date Location Result

Jan. 5, 1938Youngstown W, 47-25
 Dec. 28, 1935Youngstown W, 41-17
 Dec. 29, 1933Youngstown W, 27-19
 Dec. 30, 1932Youngstown W, 42-33

vs. American (0-2)

Home 0-1
 Away..... 0-1
 Neutral..... 0-0
 Streak..... L2

Date Location Result

Dec. 10, 2016 Washington DC..... L, 62-77
 Dec. 4, 2015YoungstownL, 56-60

vs. Anderson (1-1)

Home 1-1
 Away..... 0-0
 Neutral..... 0-0
 Streak..... L1

Date Location Result

Feb. 23, 1959YoungstownL, 69-71
 Dec. 26, 1957Youngstown W, 84-71

vs. Ashland (15-10)

Home 9-4
 Away..... 6-6
 Neutral..... 0-0
 Streak..... W3

Date Location Result

Dec. 22, 1986Youngstown W, 85-76
 Feb. 23, 1981 Ashland, Ohio..... W, 89-85
 Jan. 14, 1981Youngstown W, 70-67
 Feb. 26, 1980 Ashland, Ohio.....L, 74-82
 Jan. 17, 1980Youngstown W, 83-81
 Feb. 27, 1979 Ashland, Ohio.....W, 112-73
 Jan. 17, 1979YoungstownL, 102-107
 Feb. 28, 1978 Ashland, Ohio..... W, 56-51
 Jan. 18, 1978Youngstown W, 101-80
 March 1, 1977 Ashland, Ohio.....L, 72-73
 Jan. 19, 1977Youngstown W, 67-63
 March 1, 1976 Ashland, Ohio.....L, 67-72
 Feb. 14, 1976Youngstown W, 60-55
 Feb. 5, 1975 Ashland, Ohio.....W, 71-64
 Jan. 18, 1975Youngstown W, 96-80
 Feb. 27, 1974 Ashland, Ohio.....L, 84-98
 Jan. 9, 1974YoungstownL, 67-83
 Dec. 1, 1965 Ashland, Ohio..... W, 57-47
 Dec. 1, 1964 Ashland, Ohio..... W, 43-41
 Dec. 7, 1963Youngstown W, 83-49
 Dec. 1, 1962YoungstownL, 51-66
 Dec. 1, 1961 Ashland, Ohio.....L, 71-76
 Dec. 1, 1960Youngstown W, 95-84
 Jan. 13, 1940YoungstownL, 28-37
 Dec. 7, 1939 Ashland, Ohio.....L, 30-39

vs. Auburn (0-1)

Home 0-0
 Away..... 0-0
 Neutral..... 0-1
 Streak..... L1

Date Location Result

Dec. 8, 1983Mobile, Ala.....L, 52-78

vs. Austin Peay (8-8)

Home 5-3
 Away..... 3-5
 Neutral..... 0-0
 Streak..... L6

Date Location Result

Nov. 30, 2013YoungstownL, 86-88
 Feb. 18, 2012 Clarksville.....L, 68-71
 Feb. 13, 1988 Clarksville.....L, 54-91
 Feb. 1, 1988YoungstownL, 68-78
 Feb. 21, 1987 Clarksville..... L, 89-106
 Jan. 19, 1987YoungstownL, 68-74
 Feb. 22, 1986Youngstown W, 64-60
 Jan. 20, 1986 Clarksville.....L, 66-74
 Feb. 16, 1985Youngstown W, 80-64
 Jan. 12, 1985 Clarksville.....L, 72-74

Feb. 16, 1984 Clarksville..... W, 62-57
 Jan. 12, 1984Youngstown W, 73-63
 Feb. 10, 1983 Clarksville..... W, 73-72
 Jan. 15, 1983Youngstown W, 75-70
 Feb. 25, 1982Youngstown W, 65-51
 Dec. 10, 1981 Clarksville..... W, 66-50

vs. Baldwin-Wallace (22-22)

Home 16-8
 Away..... 6-14
 Neutral..... 0-0
 Streak..... W1

Date Location Result

Feb. 7, 1973Youngstown W, 88-50
 Feb. 8, 1972Berea, OhioL, 69-84
 Jan. 2, 1971Youngstown W, 65-59
 Dec. 11, 1969Berea, Ohio W, 83-69
 Jan. 9, 1969YoungstownL, 68-74
 Feb. 13, 1968Berea, OhioL, 77-79
 Dec. 30, 1966YoungstownW, 102-74
 Dec. 8, 1965Berea, Ohio W, 97-70
 Jan. 4, 1965Youngstown W, 83-70
 Jan. 18, 1964Berea, Ohio W, 74-63
 Feb. 7, 1963Youngstown W, 60-42
 Feb. 26, 1962Berea, OhioL, 64-66
 Jan. 22, 1962Youngstown W, 61-52
 Feb. 15, 1961Youngstown W, 82-61
 Jan. 28, 1961Berea, OhioL, 64-74
 Jan. 16, 1960Berea, Ohio W, 67-60
 Dec. 12, 1959Youngstown W, 89-60
 March 3, 1959Youngstown W, 97-77
 Feb. 28, 1959Berea, Ohio W, 91-80
 Jan. 14, 1959Youngstown W, 106-82
 Jan. 25, 1958Berea, Ohio W, 70-59
 Jan. 8, 1958Youngstown W, 82-74
 Jan. 16, 1957YoungstownW, 110-90
 Dec. 1, 1956Berea, OhioL, 72-82
 Feb. 25, 1956Berea, Ohio L, 88-107
 Jan. 15, 1956YoungstownL, 89-92
 Feb. 3, 1955YoungstownL, 89-98
 Dec. 4, 1954Berea, OhioL, 67-74
 Feb. 2, 1954Youngstown W, 89-73
 Dec. 28, 1953Youngstown W, 82-71
 Dec. 5, 1953Berea, OhioL, 60-80
 Feb. 12, 1953YoungstownL, 86-96
 Dec. 6, 1952Berea, OhioL, 72-90
 Jan. 30, 1952Youngstown W, 84-82
 Dec. 8, 1951Berea, OhioL, 59-60
 Jan. 24, 1951YoungstownL, 61-74
 Dec. 9, 1950Berea, OhioL, 63-69
 Feb. 1, 1950YoungstownL, 59-67
 Dec. 3, 1949Berea, OhioL, 46-66
 Feb. 16, 1949YoungstownL, 61-74
 Dec. 12, 1948Berea, OhioL, 49-64
 Feb. 18, 1948YoungstownL, 59-68
 Jan. 24, 1948Berea, OhioL, 53-58
 Jan. 29, 1947Youngstown W, 59-55

vs. Ball State (1-0)

Home 0-0
 Away..... 1-0
 Neutral..... 0-0
 Streak W1

Date Location Result

Dec. 20, 1983Muncie, Ind. W, 64-63



SERIES RECORDS BY OPPONENT

vs. Baltimore (1-0)

Home 1-0
 Away 0-0
 Neutral 0-0
 Streak W1

Date Location Result
 Dec. 29, 1977 Youngstown W, 71-56

vs. Belmont Abbey (1-0)

Home 1-0
 Away 0-0
 Neutral 0-0
 Streak W1

Date Location Result
 Dec. 23, 1967 Youngtown W, 78-71

vs. Bellarmine (5-4)

Home 3-2
 Away 2-2
 Neutral 0-0
 Streak W2

Date Location Result
 Dec. 29, 1984 Louisville, Ky. W, 86-84
 Dec. 4, 1982 Youngstown W, 96-79
 Jan. 5, 1982 Louisville, Ky. L, 61-64
 Jan. 3, 1981 Youngstown L, 77-78
 Dec. 18, 1979 Louisville, Ky. L, 85-95
 Jan. 3, 1979 Youngstown W, 81-74
 Feb. 14, 1978 Louisville, Ky. W, 68-63
 Dec. 20, 1977 Youngstown L, 63-70
 March 8, 1977 Youngstown W, 81-79

vs. Bethune-Cookman (2-0)

Home 1-0
 Away 1-0
 Neutral 0-0
 Streak W2

Date Location Result
 Dec. 17, 2013 Youngstown W, 71-59
 Dec. 21, 2012 Daytona Beach W, 67-51

vs. Binghamton (3-0)

Home 1-0
 Away 2-0
 Neutral 0-0
 Streak W3

Date Location Result
 Dec. 13, 2020 Binghamton W, 79-65
 Dec. 18, 2019 Youngstown W, 73-55
 Dec. 15, 2018 Binghamton W, 58-48

vs. Bluffton (1-0)

Home 1-0
 Away 0-0
 Neutral 0-0
 Streak W1

Date Location Result
 Nov. 24, 1990 Youngstown W, 108-73

vs. Boston (0-2)

Home 0-1
 Away 0-1
 Neutral 0-0
 Streak L2

Date Location Result
 Nov. 27, 2004 Youngstown L, 55-71
 Dec. 1, 2003 Boston L, 61-83

vs. Boston College (0-1)

Date Location Result
 Home 0-0
 Away 0-1
 Neutral 0-0
 Streak L1

Date Location Result
 Dec. 9, 2000 Boston L, 65-93

vs. Bowling Green (4-10)

Home 2-5
 Away 2-4
 Neutral 0-1
 Streak L2

Date Location Result
 Nov. 22, 2015 Fort Myers L, 72-79
 Dec. 1, 2012 Bowling Green W, 58-49
 Feb. 19, 2011 Youngstown W, 83-76
 Dec. 11, 2004 Youngstown L, 59-81
 Feb. 21, 2004 Bowling Green L, 64-76
 Jan. 15, 1992 Youngstown L, 45-65
 Feb. 13, 1991 Bowling Green L, 64-79
 Dec. 2, 1989 Bowling Green L, 76-97
 Dec. 3, 1988 Youngstown L, 68-74
 Jan. 31, 1948 Youngstown L, 26-75
 Feb. 7, 1947 Bowling Green L, 52-60
 Jan. 21, 1943 Youngstown W, 56-53
 Dec. 9, 1939 Bowling Green W, 37-31
 Feb. 16, 1939 Youngstown L, 27-33

vs. Brooklyn (3-0)

Home 2-0
 Away 1-0
 Neutral 0-0
 Streak W3

Date Location Result
 Feb. 18, 1989 Youngstown W, 67-45
 Jan. 25, 1989 Brooklyn, N.Y. W, 83-70
 Nov. 26, 1984 Youngstown W, 71-58

vs. Bucknell (1-0)

Date Location Result
 Dec. 6, 1986 Youngstown W, 77-70

vs. Buffalo (14-13)

Home 10-3
 Away 4-10
 Neutral 0-0
 Streak L1

Date Location Result
 Dec. 10, 2011 Buffalo L, 72-80
 Nov. 16, 2010 Youngstown W, 64-53
 Nov. 15, 2008 Youngstown L, 62-70
 Feb. 23, 2008 Buffalo L, 82-95
 Dec. 6, 2003 Buffalo L, 66-86
 Dec. 7, 2002 Youngstown W, 63-48
 Feb. 14, 1998 Buffalo L, 57-72

Jan. 14, 1998 Youngstown W, 81-62
 Feb. 12, 1997 Youngstown L, 59-67
 Jan. 22, 1997 Buffalo L, 48-70
 Feb. 1, 1996 Youngstown L, 51-53
 Jan. 2, 1996 Buffalo L, 56-60
 Feb. 18, 1995 Buffalo L, 72-75
 Jan. 14, 1995 Youngstown W, 70-63
 Feb. 10, 1994 Buffalo L, 60-64
 Jan. 12, 1994 Youngstown W, 86-78
 Feb. 10, 1993 Buffalo L, 64-76
 Jan. 20, 1993 Youngstown W, 104-89
 Dec. 13, 1991 Youngstown W, 76-72
 Dec. 10, 1979 Buffalo W, 59-56
 Feb. 14, 1979 Youngstown W, 67-53
 Feb. 7, 1978 Buffalo L, 85-87
 Feb. 4, 1977 Youngstown W, 84-79
 Feb. 8, 1975 Buffalo W, 100-98
 Feb. 9, 1974 Youngstown W, 100-98
 Jan. 25, 1964 Buffalo W, 66-64
 March 9, 1963 Buffalo W, 65-53

vs. Buffalo State (5-3)

Home 4-1
 Away 1-2
 Neutral 0-0
 Streak W1

Date Location Result
 Dec. 28, 1977 Youngstown W, 70-60
 Jan. 22, 1977 Youngstown L, 66-72
 Feb. 16, 1976 Buffalo, N.Y. W, 71-66
 Jan. 7, 1972 Youngstown W, 90-61
 Jan. 30, 1971 Buffalo, N.Y. L, 52-63
 Jan. 24, 1968 Youngstown W, 113-80
 Jan. 14, 1967 Buffalo, N.Y. L, 63-67
 Jan. 26, 1966 Youngstown W, 87-62

vs. Butler (3-22)

Home 2-9
 Away 0-13
 Neutral 1-0
 Streak L3

Date Location Result
 Dec. 9, 2017 Indianapolis L, 67-95
 Feb. 9, 2012 Youngstown L, 59-68
 Jan. 15, 2012 Indianapolis L, 55-71
 Feb. 3, 2011 Youngstown W, 62-60
 Jan. 9, 2011 Indianapolis L, 79-84
 Feb. 11, 2010 Youngstown L, 57-68
 Jan. 16, 2010 Indianapolis L, 61-91
 Feb. 26, 2009 Indianapolis L, 57-78
 Dec. 6, 2008 Youngstown L, 71-79
 Feb. 14, 2008 Indianapolis L, 73-89
 Jan. 19, 2008 Youngstown L, 69-78
 Jan. 31, 2007 Youngstown L, 58-71
 Jan. 17, 2007 Indianapolis L, 39-67
 Feb. 22, 2006 Indianapolis L, 64-72
 Jan. 21, 2006 Youngstown W, 64-62
 Feb. 23, 2005 Youngstown L, 59-79
 Jan. 19, 2005 Indianapolis L, 37-50
 March 2, 2004 Indianapolis L, 57-88
 Feb. 25, 2004 Indianapolis L, 76-81
 Jan. 21, 2004 Youngstown L, 66-67
 Feb. 22, 2003 Youngstown L, 60-69
 Jan. 18, 2003 Indianapolis L, 60-64
 Feb. 16, 2002 Indianapolis L, 50-75



SERIES RECORDS BY OPPONENT

Jan. 12, 2002.....Youngstown.....L, 50-68
Dec. 19, 1983.....Muncie, Ind.W, 90-79

vs. Butler Paulists (0-1)

Home 0-0
Away..... 0-1
Neutral..... 0-0
Streak..... L1

Date Location Result

Jan. 8, 1931at ButlerL, 17-19

vs. California (Pa.) (1-0)

Home 1-0
Away..... 0-0
Neutral..... 0-0
Streak..... W1

Date Location Result

Jan. 4, 1929Youngstown..... W, 56-32

vs. California-Haywood (1-0)

Home 1-0
Away..... 0-0
Neutral..... 0-0
Streak..... W1

Date Location Result

Dec. 21, 1974.....Youngstown..... W, 99-78

vs. California Riverside (1-1)

Home 1-0
Away..... 0-1
Neutral..... 0-0
Streak..... W1

Date Location Results

Nov. 18, 2011.....Youngstown.....WOT, 53-49

Feb. 20, 2010.....California.....L,60-62

vs. UCLA (0-1)

Home 0-0
Away..... 0-1
Neutral..... 0-0
Streak..... L1

Date Location Result

Nov. 12, 2007..... Los Angeles.....L, 52-83

vs. Canisius (1-6)

Home 1-3
Away..... 0-3
Neutral..... 0-0
Streak..... W1

Date Location Result

Dec. 11, 2021.....Youngstown..... W, 71-43

Nov. 18, 2017..... Buffalo..... L, 84-104

Nov. 30, 2016..... Youngstown..... L, 84-90

March 23, 2013..... Youngstown.....L, 82-84

Nov. 28, 2006..... Youngstown.....L, 59-71

Feb. 18, 2006..... Buffalo.....L, 68-75

Jan. 18, 1941..... Buffalo.....L, 47-51

vs. Capital (1-0)

Home 1-0
Away..... 0-0
Neutral..... 0-0
Streak..... W1

Date Location Result

Feb. 22, 1936.....Youngstown..... W, 29-25

vs. Carlow (1-0)

Home 1-0
Away..... 0-0
Neutral..... 0-0
Streak..... W1

Date Location Result

Jan. 4, 2021.....Youngstown.....W, 109-56

vs. Carnegie Tech (3-4)

Home 3-2
Away..... 0-2
Neutral..... 0-0
Streak..... L1

Date Location Result

Dec. 1, 1955Pittsburgh, Pa.L, 65-74

Feb. 17, 1955.....Youngstown..... W, 92-84

Feb. 20, 1954.....Pittsburgh, Pa.L, 53- 71

Feb. 20, 1953.....Youngstown..... W, 69-67

Dec. 13, 1940.....Youngstown..... W, 47-41

Dec. 26, 1930.....Youngstown.....L, 15-45

Dec. 27, 1929.....Youngstown.....L, 30-33

vs. Case Western (5-2)

Home 4-1
Away..... 2-1
Neutral..... 0-0
Streak..... W1

Date Location Result

Dec. 3, 1955.....Youngstown..... W, 89-65

March 1, 1955.....Cleveland, Ohio.....L, 84-93

Feb. 22, 1954.....Youngstown..... W, 87-81

Dec. 11, 1952.....Cleveland, Ohio..... W, 72-68

Dec. 12, 1951.....Youngstown..... W, 76-65

March 5, 1948.....Cleveland, Ohio..... W, 68-51

Jan. 8, 1947.....Youngstown.....L, 41-51

vs. Central Connecticut St. (3-4)

Home 2-2
Away..... 1-2
Neutral..... 0-0
Streak..... L1

Date Location Result

Feb. 24, 1997.....New Britain.....L, 52-60

Jan. 2, 1997.....Youngstown..... W, 68-47

Feb. 22, 1996.....New Britain.....L, 57-66

Jan. 29, 1996.....Youngstown.....L, 65-79

Feb. 13, 1995.....New Britain..... W, 63-60

Jan. 7, 1995.....Youngstown.....L, 69-73

Dec. 29, 1993.....Youngstown..... W, 80-62

vs. Central Florida (1-0)

Home 0-0
Away..... 0-1
Neutral..... 0-0
Streak..... W1

Date Location Result

Dec. 23, 1996..... Orlando W, 83-74

vs. Central Michigan (3-7)

Home 2-3
Away..... 0-4
Neutral..... 1-0
Streak..... W1

Date Location Result

Dec. 8, 2021.....Youngstown..... W, 84-77

Nov. 30, 2019.....Mount Pleasant.....L, 72-88
Dec. 4, 2018.....Youngstown.. L3OT, 94-100
Nov. 18, 2014.....Mount Pleasant.....L, 63-75
Feb. 23, 2013.....Youngstown.....W, 86-75
Nov. 8, 2006.....East Lansing, Mich..... W, 74-50
Dec. 22, 1989.....Youngstown.....L, 66-67
Dec. 15, 1988.....Mount Pleasant.....L, 63-79
Dec. 17, 1997.....Mount Pleasant.....L, 59-89
Dec. 28, 1985.....Youngstown.....L, 68-69

vs. Central State (7-7)

Home 4-4
Away..... 3-3
Neutral..... 0-0
Streak..... L1

Date Location Result

Jan. 27, 1999.....Youngstown.....L, 55-58

Dec. 15, 1998.....Youngstown.....W, 103-63

Feb. 13, 1971.....Youngstown.....L, 48-60

Feb. 7, 1970.....Wilberforce, Ohio.....L, 52-67

Feb. 8, 1969.....Youngstown.....L, 52-53

Jan. 20, 1968.....Wilberforce, Ohio.....L, 60-62

Feb. 11, 1967.....Wilberforce, Ohio..... W, 71-56

Dec. 16, 1964.....Youngstown.....L, 63-84

Feb. 1, 1964.....Wilberforce, Ohio.....L, 69-75

Jan. 10, 1962.....Youngstown..... W, 72-67

Jan. 11, 1961.....Wilberforce, Ohio..... W, 88-72

Jan. 12, 1959.....Youngstown..... W, 84-78

Jan. 11, 1958.....Wilberforce, Ohio..... W, 60-54

Jan. 9, 1957.....Youngstown..... W, 80-56

vs. Charlotte (0-1)

Home 0-0
Away..... 0-1
Neutral..... 0-0
Streak..... L1

Date Location Result

Dec. 21, 2008..... Charlotte..... L, 80-100

vs. Chattanooga (1-0)

Home 0-0
Away..... 0-1
Neutral..... 0-0
Streak..... W1

Date Location Result

Dec. 30, 1999..... Chattanooga..... W, 62-58

vs. Cheyney (2-2)

Home 1-1
Away..... 0-1
Neutral..... 1-0
Streak..... L1

Date Location Result

Feb. 7, 1981.....Youngstown.....L, 66-74

Jan. 19, 1980.....Youngstown..... W, 69-57

March 10, 1972..... Akron, Ohio..... W, 90-80

March 7, 1970..... Reading, Pa.L, 91-94

vs. Chicago State (13-8)

Home 7-3
Away..... 6-5
Neutral..... 0-0
Streak..... L1

Date Location Result

Dec. 1, 2002..... Chicago.....L, 72-81



SERIES RECORDS BY OPPONENT

Feb. 1, 2001 Chicago W, 81-64
 Jan. 20, 2001 Youngstown W, 71-68
 Feb. 17, 2000 Youngstown W, 66-58
 Feb. 10, 2000 Chicago W, 70-65
 Feb. 11, 1999 Chicago W, 75-58
 Feb. 4, 1999 Youngstown W, 55-45
 Jan. 29, 1998 Chicago W, 77-70
 Jan. 5, 1998 Youngstown W, 90-63
 Feb. 15, 1997 Youngstown L, 69-74
 Jan. 27, 1997 Chicago W, 92-82
 Feb. 10, 1996 Chicago W, 87-75
 Jan. 15, 1996 Youngstown W, 89-59
 Feb. 4, 1995 Youngstown L, 88-90
 Jan. 5, 1995 Chicago L, 73-83
 Feb. 9, 1991 Chicago L, 94-95
 Jan. 12, 1991 Youngstown W, 97-81
 Feb. 19, 1990 Youngstown W, 78-47
 Jan. 20, 1990 Chicago L, 64-82
 Feb. 23, 1989 Chicago L, 63-69
 Jan. 14, 1989 Youngstown L, 62-65

vs. Christian Brothers (0-1)

Home 0-0
 Away 0-0
 Neutral 0-1
 Streak L1

Date Location Result
 Dec. 29, 1959 Quincy, Ill. L, 58-59

vs. Cincinnati (0-3)

Home 0-0
 Away 0-2
 Neutral 0-1
 Streak L3

Date Location Result
 Dec. 20, 2000 San Juan, P.R. L, 65-74
 Nov. 20, 1999 Cincinnati L, 67-94
 Dec. 18, 1993 Cincinnati L, 55-95

vs. The Citadel (0-1)

Home 0-0
 Away 0-1
 Neutral 0-0
 Streak L1

Date Location Result
 Jan. 31, 1991 Charleston L, 101-102

vs. CCNY (1-0)

Home 1-0
 Away 0-0
 Neutral 0-0
 Streak W1

Date Location Result
 Dec. 17, 1976 Youngstown W, 86-53

vs. Clarion (6-4)

Home 5--2
 Away 1-2
 Neutral 0-0
 Streak W1

Date Location Result
 Nov. 25, 2000 Youngstown W, 78-58
 Nov. 26, 1988 Youngstown L, 71-73
 Nov. 23, 1985 Youngstown W, 85-69
 Jan. 4, 1978 Youngstown W, 71-63

Dec. 19, 1973 Clarion L, 79-94
 Dec. 30, 1972 Youngstown L, 54-63
 Feb. 1, 1930 Clarion L, 20-25
 Jan. 15, 1930 Youngstown W, 41-22
 Jan. 11, 1929 Youngstown W, 64-29
 Jan. 14, 1928 Clarion W, 36-16

vs. Clemson (0-1)

Home 0-0
 Away 0-1
 Neutral 0-0
 Streak L1

Date Location Result
 Jan. 18, 1989 Clemson L, 74-104

vs. Cleveland State (44-55)

Home 26-21
 Away 16-33
 Neutral 2-1
 Streak L4

Date Location Result
 Jan. 21, 2022 Cleveland L, 61-64
 Jan. 9, 2022 Youngstown LOT, 80-86
 Dec. 27, 2020 Cleveland L, 74-81
 Dec. 26, 2020 Cleveland L, 69-87
 Feb. 8, 2020 Youngstown W, 67-55
 Jan. 4, 2020 Cleveland L, 74-82
 March 2, 2019 Youngstown LOT, 80-89
 Jan. 26, 2019 Cleveland L, 62-72
 March 2, 2018 Detroit, Mich. L, 71-72
 Feb. 24, 2018 Youngstown L2OT, 94-99
 Jan. 1, 2018 Cleveland W, 80-77
 March 3, 2017 Detroit, Mich. W, 84-69
 Feb. 25, 2017 Cleveland L, 55-69
 Jan. 28, 2017 Youngstown W, 67-64
 Feb. 13, 2016 Youngstown L, 59-64
 Jan. 24, 2016 Cleveland (QLA) W, 70-55
 Feb. 4, 2015 Cleveland L, 60-73
 Jan. 17, 2015 Youngstown L, 61-74
 Feb. 25, 2014 Cleveland LOT, 69-70
 Jan. 13, 2014 Youngstown W, 67-66
 Feb. 5, 2013 Cleveland L, 60-66
 Jan. 26, 2013 Youngstown W, 73-59
 Jan. 28, 2012 Youngstown L, 47-67
 Dec. 31, 2011 Cleveland W, 73-67
 Feb. 12, 2011 Cleveland L, 76-86
 Jan. 15, 2011 Youngstown L, 51-61
 Jan. 30, 2010 Cleveland L, 69-77
 Jan. 2, 2010 Youngstown L, 48-70
 Feb. 18, 2009 Cleveland L, 54-58
 Jan. 23, 2009 Youngstown W, 64-60
 March 1, 2008 Youngstown L, 58-65
 Dec. 8, 2007 Cleveland L, 54-77
 Feb. 24, 2007 Cleveland L, 55-68
 Jan. 20, 2007 Youngstown W, 68-63
 Jan. 28, 2006 Cleveland W, 68-63
 Jan. 14, 2006 Youngstown L, 50-63
 Jan. 22, 2005 Youngstown L, 78-79
 Jan. 8, 2005 Cleveland L, 62-78
 Jan. 24, 2004 Cleveland W, 61-59
 Jan. 10, 2004 Youngstown W, 86-82
 Feb. 13, 2003 Cleveland L, 76-86
 Jan. 8, 2003 Youngstown W, 57-55
 Feb. 14, 2002 Youngstown L, 48-58
 Jan. 10, 2002 Cleveland L, 58-71

Dec. 17, 1996 Cleveland L, 61-69
 Dec. 12, 1995 Youngstown W, 59-49
 Feb. 24, 1994 Cleveland L, 72-77
 Jan. 27, 1994 Youngstown W, 67-64
 Feb. 22, 1993 Youngstown L, 78-96
 Jan. 23, 1993 Cleveland L, 48-88
 March 4, 1992 Cleveland L, 70-93
 Jan. 9, 1991 Youngstown L, 87-91
 Jan. 10, 1990 Cleveland L, 67-83
 Dec. 10, 1988 Youngstown L, 90-97
 Dec. 13, 1987 Cleveland L, 75-103
 Dec. 13, 1986 Youngstown L, 73-87
 Dec. 2, 1985 Cleveland L, 69-101
 Dec. 27, 1984 Youngstown W, 70-63
 Feb. 12, 1983 Youngstown W, 99-77
 Jan. 12, 1983 Cleveland W, 65-57
 Feb. 20, 1982 Cleveland L, 71-91
 Jan. 21, 1982 Youngstown W, 67-55
 Feb. 28, 1981 Youngstown L, 56-59
 Feb. 16, 1981 Cleveland L, 63-94
 Feb. 28, 1980 Cleveland W, 77-72
 March 1, 1979 Youngstown L, 70-74
 Feb. 3, 1978 Cleveland L, 56-57
 Feb. 23, 1977 Cleveland W, 90-65
 March 3, 1976 Cleveland L, 86-88
 Feb. 15, 1975 Youngstown L, 89-93
 Feb. 13, 1974 Cleveland L, 93-99
 Dec. 29, 1973 Youngstown W, 84-81
 Jan. 18, 1973 Cleveland L, 66-72
 Dec. 20, 1972 Youngstown L, 53-71
 Feb. 16, 1972 Youngstown W, 79-62
 Jan. 18, 1972 Cleveland W, 80-69
 Feb. 3, 1971 Youngstown W, 79-65
 Dec. 23, 1970 Cleveland W, 76-55
 Jan. 19, 1970 Cleveland W, 78-68
 Dec. 3, 1969 Youngstown W, 67-48
 Jan. 22, 1969 Youngstown W, 73-68
 Feb. 10, 1968 Cleveland W, 69-66
 Feb. 15, 1967 Youngstown W, 102-74
 Feb. 13, 1954 Cleveland W, 104-55
 Dec. 20, 1952 Youngstown W, 72-39
 Jan. 14, 1952 Youngstown W, 76-39
 Jan. 5, 1952 Cleveland W, 74-48
 Feb. 17, 1951 Cleveland W, 75-58
 Dec. 27, 1950 Youngstown W, 61-56
 Dec. 22, 1948 Youngstown W, 51-44
 Jan. 17, 1948 Cleveland W, 54-43
 Jan. 16, 1937 Youngstown W, 34-27
 Feb. 8, 1936 Cleveland L, 23-28
 Feb. 16, 1935 Youngstown L, 32-42
 Dec. 29, 1934 Cleveland W, 37-23
 Feb. 7, 1932 Youngstown W, 20-16
 Dec. 12, 1931 Cleveland L, 20-21
 Feb. 21, 1931 Youngstown W, 34-32
 Dec. 19, 1930 Cleveland L, 18-35

vs. Coastal Carolina (0-1)

Home 0-0
 Away 0-1
 Neutral 0-0
 Streak L1

Date Location Result
 Feb. 2, 1991 Myrtle Beach L, 66-79



SERIES RECORDS BY OPPONENT

vs. Colby (0-1)

Home 0-1
 Away 0-0
 Neutral 0-0
 Streak L1

Date Location Result
 Dec. 29, 1952 Youngstown L, 63-67

vs. Columbia (2-0)

Home 0-0
 Away 0-0
 Neutral 2-0
 Streak W2

Date Location Result
 Nov. 16, 2018 Bronx, N.Y. W, 94-83
 Nov. 27, 1982 Utica, N.Y. W, 55-51

vs. Coppin State (0-2)

Home 0-1
 Away 0-1
 Neutral 0-0
 Streak L2

Date Location Result
 Jan. 11, 1992 Youngstown L, 65-84
 Dec. 16, 1991 Baltimore L, 59-76

vs. Cortland Teachers (1-0)

Home 0-0
 Away 1-0
 Neutral 0-0
 Streak L1

Date Location Result
 Jan. 6, 1940 Cortland, Ohio W, 28-26

vs. Culver Stockton (1-0)

Home 1-0
 Away 0-0
 Neutral 0-0
 Streak W1

Date Location Result
 Dec. 15, 1958 Youngstown W, 108-81

vs. Davis & Elkins (0-2)

Home 0-1
 Away 0-1
 Neutral 0-0
 Streak L2

Date Location Result
 Jan. 18, 1939 Elkins, W. Va. L, 36-51
 Dec. 18, 1938 Youngstown L, 18-47

vs. Dayton (4-5)

Home 3-0
 Away 1-5
 Neutral 0-0
 Streak L2

Date Location Result
 Dec. 12, 1983 Dayton L, 64-73
 Jan. 10, 1977 Dayton L, 59-83
 Feb. 5, 1951 Youngstown W, 76-73
 Feb. 2, 1950 Dayton L, 61-74
 Dec. 13, 1947 Dayton L, 43-50
 Dec. 30, 1946 Dayton L, 54-55
 Dec. 11, 1946 Youngstown W, 53-36
 Jan. 31, 1942 Dayton W, 44-35

Dec. 20, 1940 Youngstown W, 53-40

vs. Defiance (3-1)

Home 3-1
 Away 0-0
 Neutral 0-0
 Streak W1

Date Location Result
 Dec. 29, 2021 Youngstown W, 96-56
 Jan. 24, 1971 Youngstown L, 70-71
 Jan. 26, 1970 Youngstown W, 89-72
 Dec. 20, 1939 Youngstown W, 51-46

vs. Delaware State (4-2)

Home 3-1
 Away 1-1
 Neutral 0-0
 Streak L1

Date Location Result
 Dec. 22, 1990 Youngstown L, 96-104
 Feb. 14, 1983 Dover W, 89-86
 Dec. 18, 1982 Youngstown W, 70-68
 Feb. 10, 1982 Youngstown W, 72-47
 Dec. 5, 1981 Dover L, 51-67
 Dec. 29, 1978 Youngstown W, 69-52

vs. DePaul (0-3)

Home 0-0
 Away 0-3
 Neutral 0-0
 Streak L3

Date Location Result
 Dec. 2, 2017 Chicago L, 73-89
 Nov. 25, 2001 Chicago L, 69-107
 Feb. 27, 1961 Chicago L, 55-78

vs. Detroit Mercy (13-40)

Home 8-17
 Away 5-21
 Neutral 0-2
 Streak W1

Date Location Result
 Feb. 11, 2022 Youngstown W, 82-69
 Jan. 30, 2021 Youngstown L, 72-77
 Jan. 29, 2021 Youngstown L, 75-78
 Feb. 13, 2020 Detroit W, 76-72
 Jan. 11, 2020 Youngstown W, 69-67
 Feb. 2, 2019 Detroit W, 72-70
 Dec. 28, 2018 Youngstown L, 66-78
 Feb. 16, 2018 Youngstown L, 84-94
 Jan. 12, 2018 Detroit L, 91-93
 Feb. 4, 2017 Youngstown L, 80-90
 Jan. 16, 2017 Detroit L, 71-87
 March 5, 2016 Detroit, Mich. L, 79-92
 Feb. 6, 2016 Youngstown L, 92-94
 Jan. 2, 2016 Detroit L, 87-96
 March 3, 2015 Detroit L, 67-77
 Feb. 21, 2015 Youngstown L, 70-83
 Jan. 29, 2015 Detroit LOT, 87-93
 Feb. 9, 2014 Detroit LOT, 81-83
 Jan. 18, 2014 Youngstown W, 77-63
 Feb. 1, 2013 Detroit L, 77-88
 Jan. 10, 2013 Youngstown L, 60-101
 March 2, 2012 Valparaiso, Ind. L, 76-93
 Feb. 25, 2012 Youngstown L, 74-76
 Dec. 1, 2011 Detroit W, 64-61

Feb. 16, 2011 Detroit L, 79-91
 Jan. 22, 2011 Youngstown L, 69-73
 Feb. 27, 2010 Youngstown L, 54-62
 Dec. 3, 2009 Detroit L, 71-82
 Jan. 31, 2009 Youngstown L, 64-68
 Jan. 1, 2009 Detroit W, 80-78
 Feb. 7, 2008 Youngstown W, 55-48
 Jan. 12, 2008 Detroit W, 70-66
 Feb. 27, 2007 Youngstown W, 82-80
 Feb. 14, 2007 Youngstown W, 82-70
 Jan. 6, 2007 Detroit L, 51-66
 Feb. 15, 2006 Youngstown L, 54-65
 Jan. 7, 2006 Detroit L, 63-68
 Feb. 26, 2005 Detroit L, 47-62
 Feb. 3, 2005 Youngstown W, 59-55
 Feb. 28, 2004 Youngstown L, 46-56
 Feb. 5, 2004 Detroit L, 43-64
 Feb. 27, 2003 Detroit L, 52-86
 Jan. 23, 2003 Youngstown L, 49-57
 Feb. 18, 2002 Detroit L, 52-63
 Jan. 17, 2002 Youngstown L, 51-66
 Dec. 16, 2000 Youngstown L, 53-54
 Jan. 29, 1992 Detroit L, 64-91
 Jan. 15, 1990 Detroit L, 77-94
 Feb. 15, 1989 Detroit L, 67-91
 Jan. 4, 1988 Youngstown W, 67-63
 Feb. 4, 1987 Detroit L, 62-64
 Jan. 10, 1983 Detroit L, 72-73
 Dec. 12, 1953 Detroit L, 65-101

vs. Detroit Tech (2-0)

Home 1-0
 Away 1-0
 Neutral 0-0
 Streak W2

Date Location Result
 Feb. 15, 1958 Youngstown W, 72-60
 Feb. 20, 1957 Detroit W, 81-67

vs. Drexel (0-2)

Home 0-1
 Away 0-1
 Neutral 0-0
 Streak L2

Date Location Result
 Feb. 10, 1992 Philadelphia L, 63-73
 Dec. 19, 1992 Youngstown L, 62-75

vs. Duquesne (2-10)

Home 1-5
 Away 1-5
 Neutral 0-0
 Streak L2

Date Location Result
 Nov. 21, 2012 Pittsburgh L, 74-84
 Nov. 13, 2006 Pittsburgh L, 75-81
 Dec. 17, 2005 Youngstown W, 72-51
 Dec. 31, 2004 Pittsburgh L, 54-78
 Dec. 18, 2002 Pittsburgh L, 56-61
 Nov. 29, 1997 Pittsburgh W, 76-73
 Dec. 29, 1951 Youngstown L, 42-79
 Jan. 27, 1950 Youngstown L, 49-69
 Feb. 5, 1949 Youngstown L, 41-55
 Jan. 10, 1948 Youngstown L, 45-53
 Dec. 28, 1946 Youngstown L, 47-53



SERIES RECORDS BY OPPONENT

Dec. 12, 1941 Pittsburgh L, 22-43

vs. Dyke (1-0)

Home 1-0
 Away 0-0
 Neutral 0-0
 Streak W1

Date Location Result

Nov. 25, 1991 Youngstown W, 72-49

vs. Eastern Illinois (5-10)

Home 3-4
 Away 2-6
 Neutral 0-0
 Streak W1

Date Location Result

Feb. 19, 1996 Youngstown W, 74-65

Jan. 20, 1996 Charleston L, 68-74

March 1, 1995 Youngstown L, 81-87

Jan. 28, 1995 Charleston W, 74-72

Feb. 12, 1994 Youngstown L, 67-69

Jan. 8, 1994 Charleston W, 58-57

Feb. 15, 1993 Charleston L, 76-82

Jan. 11, 1993 Youngstown L, 75-76

Feb. 14, 1981 Youngstown W, 70-63

Jan. 24, 1981 Charleston L, 70-72

Feb. 9, 1980 Charleston L, 67-86

Jan. 31, 1980 Youngstown W, 70-60

Feb. 10, 1979 Charleston L, 64-80

Jan. 11, 1979 Youngstown L, 57-67

March 8, 1975 Charleston L, 80-86

vs. Eastern Kentucky (9-9)

Home 5-3
 Away 2-6
 Neutral 2-0
 Streak W1

Date Location Result

Nov. 10, 2013 Kennesaw, Ga. W, 75-67

Dec. 1, 2007 Richmond L, 50-61

Feb. 17, 2007 Youngstown W, 66-61

Feb. 27, 1988 Youngstown L, 77-83

Jan. 25, 1988 Richmond L, 55-83

Feb. 15, 1987 Youngstown L, 80-93

Jan. 12, 1987 Richmond L, 66-69

Feb. 15, 1986 Richmond W, 67-54

Jan. 13, 1986 Youngstown W, 75-69

March 1, 1985 . Murfreesboro, Tenn. W, 95-61

Feb. 11, 1985 Youngstown W, 61-60

Jan. 27, 1985 Richmond L, 61-74

Feb. 11, 1984 Richmond L, 46-47

Jan. 28, 1984 Youngstown W, 75-61

Feb. 18, 1983 Youngstown L, 69-75

Jan. 21, 1983 Richmond L, 78-83

Jan. 28, 1982 Richmond W, 86-75

Dec. 17, 1981 Youngstown W, 68-57

vs. Eastern Michigan (4-7)

Home 3-1
 Away 1-6
 Neutral 0-0
 Streak L2

Date Location Result

Nov. 21, 2014 Ypsilanti L, 62-71

Dec. 7, 2005 Ypsilanti L, 71-77

Feb. 16, 2005 Youngstown W, 74-60

March 3, 1990 Youngstown L, 71-82

Feb. 11, 1989 Ypsilanti L, 86-106

Nov. 25, 1985 Ypsilanti L, 77-87

Dec. 22, 1984 Ypsilanti L, 70-74

Jan. 27, 1968 Youngstown W, 68-58

Jan. 6, 1968 Ypsilanti L, 58-92

Dec. 6, 1958 Ypsilanti W, 71-62

Dec. 7, 1957 Youngstown W, 81-58

vs. Eastern Montana (1-1)

Home 1-1
 Away 0-0
 Neutral 0-0
 Streak L1

Date Location Result

Dec. 28, 1972 Youngstown L, 70-72

Dec. 30, 1969 Youngstown W, 90-76

vs. Eastern Washington (1-0)

Home 1-0
 Away 0-0
 Neutral 0-0
 Streak W1

Date Location Result

Dec. 29, 1987 Youngstown W, 48-47

vs. Emporia State (1-0)

Home 0-0
 Away 0-0
 Neutral 1-0
 Streak W1

Date Location Result

March 13, 1957 .. Kansas City, Mo. W, 80-74

vs. Evansville (0-1)

Home 0-0
 Away 0-1
 Neutral 0-0
 Streak L1

Date Location Result

Nov. 17, 2001 Evansville L, 64-87

vs. Fairleigh Dickinson (1-1)

Home 0-1
 Away 1-0
 Neutral 0-0
 Streak W1

Date Location Result

Dec. 16, 1998 Teaneck W, 74-71

Dec. 3, 1997 Youngstown L, 69-75

vs. Ferris State (1-0)

Home 1-0
 Away 0-0
 Neutral 0-0
 Streak W1

Date Location Result

Nov. 26, 1983 Youngstown W, 87-60

vs. Findlay (2-1)

Home 2-1
 Away 0-0
 Neutral 0-0
 Streak W2

Date Location Result

March 2, 1959 Youngstown W, 103-65

March 4, 1958 Youngstown W, 99-72

Feb. 18, 1952 Youngstown L, 70-72

vs. Florida A&M (2-1)

Home 1-0
 Away 0-0
 Neutral 1-1
 Streak W2

Date Location Result

Dec. 5, 1986 Youngstown W, 76-68

Dec. 9, 1983 Mobile, Ala. W, 84-69

March 9, 1962 Akron, Ohio L, 60-74

vs. Florida Atlantic (1-0)

Home 0-0
 Away 0-0
 Neutral 1-0
 Streak W1

Date Location Result

Dec. 21, 2000 San Juan, P.R. W, 72-53

vs. Florida Gulf Coast (0-1)

Home 0-0
 Away 0-1
 Neutral 0-0
 Streak L1

Date Location Result

Nov. 21, 2015 Fort Myers L, 101-104

vs. Florida International (2-1)

Home 0-0
 Away 0-0
 Neutral 2-1
 Streak L1

Date Location Result

Nov. 18, 2018 Bronx, N.Y. L, 93-102

Nov. 20, 2016 Mobile, AL W, 78-73

Nov. 9, 2013 Kennesaw, Ga. WOT, 74-72

vs. Fordham (0-1)

Home 0-0
 Away 0-1
 Neutral 0-0
 Streak L1

Date Location Result

Nov. 17, 2018 Bronx, N.Y. L, 61-67

vs. Franciscan (1-0)

Home 1-0
 Away 0-0
 Neutral 0-0
 Streak W1

Date Location Result

Nov. 14, 2017 Youngstown W, 134-46

vs. Fredonia State (1-0)

Home 1-0
 Away 0-0
 Neutral 0-0
 Streak W1

Date Location Result

Dec. 6, 2011 Youngstown W, 69-35



SERIES RECORDS BY OPPONENT

vs. Gannon (39-25)

Home 22-8
 Away 15-17
 Neutral 2-0
 Streak W4

Date Location Result

Feb. 23, 1983 Erie, Pa. W, 58-56
 Dec. 2, 1981 Youngstown W, 65-57
 Feb. 19, 1981 Erie, Pa. W, 52-47
 Jan. 17, 1981 Youngstown W, 56-52
 Feb. 14, 1980 Youngstown L, 65-71
 Jan. 5, 1980 Erie, Pa. W, 65-62
 Feb. 17, 1979 Youngstown W, 89-59
 Jan. 22, 1979 Erie, Pa. L, 58-77
 Feb. 18, 1978 Youngstown L, 57-61
 Jan. 21, 1978 Erie, Pa. W, 62-61
 Feb. 19, 1977 Youngstown W, 82-78
 Feb. 8, 1977 Erie, Pa. L, 68-85
 Feb. 21, 1976 Youngstown W, 86-79
 Feb. 4, 1976 Erie, Pa. W, 77-64
 Feb. 19, 1975 Erie, Pa. L, 64-75
 Jan. 25, 1975 Youngstown W, 60-58
 March 2, 1974 Youngstown L, 70-74
 Feb. 20, 1974 Erie, Pa. L, 77-90
 Feb. 21, 1973 Erie, Pa. L, 53-64
 Jan. 10, 1973 Youngstown L, 54-63
 March 9, 1972 Akron, Ohio W, 81-71
 Feb. 23, 1972 Erie, Pa. W, 79-72
 Jan. 12, 1972 Youngstown W, 70-54
 Feb. 16, 1971 Erie, Pa. L, 73-75
 Jan. 14, 1971 Youngstown W, 88-77
 Feb. 28, 1970 Erie, Pa. L, 50-53
 Feb. 4, 1970 Youngstown W, 94-64
 March 1, 1969 Erie, Pa. L, 70-74
 Feb. 12, 1969 Youngstown W, 70-67
 Feb. 20, 1968 Youngstown W, 85-83
 Feb. 3, 1968 Erie, Pa. L, 74-78
 Feb. 4, 1967 Youngstown L, 39-41
 Jan. 7, 1967 Erie, Pa. L, 75-76
 Feb. 28, 1966 Erie, Pa. L, 69-71
 Jan. 31, 1966 Youngstown L, 70-72
 Feb. 13, 1965 Youngstown W, 73-61
 Jan. 16, 1965 Erie, Pa. L, 47-48
 Feb. 6, 1964 Erie, Pa. L, 63-78
 Dec. 11, 1963 Youngstown W, 74-44
 Feb. 26, 1963 Erie, Pa. L, 70-72
 Jan. 21, 1963 Youngstown W, 53-48
 March 10, 1962 Akron, Ohio W, 58-52
 Feb. 14, 1962 Youngstown W, 57-47
 Jan. 6, 1962 Erie, Pa. W, 62-61
 Feb. 13, 1961 Erie, Pa. W, 84-76
 Jan. 26, 1961 Youngstown W, 90-72
 Feb. 24, 1960 Erie, Pa. W, 68-65
 Jan. 6, 1960 Youngstown W, 96-59
 Feb. 2, 1959 Erie, Pa. W, 88-64
 Jan. 27, 1958 Youngstown L, 77-86
 Jan. 12, 1957 Erie, Pa. W, 78-50
 Jan. 23, 1956 Youngstown W, 95-75
 Jan. 11, 1955 Erie, Pa. W, 71-68
 Jan. 9, 1954 Youngstown L, 78-80
 Dec. 15, 1953 Youngstown W, 66-54
 Dec. 2, 1952 Erie, Pa. L, 72-78
 Feb. 7, 1952 Erie, Pa. W, 51-48
 Jan. 8, 1951 Youngstown W, 83-43
 Feb. 18, 1950 Erie, Pa. L, 59-74

Feb. 14, 1949 Youngstown W, 72-60
 Jan. 8, 1949 Erie, Pa. W, 60-50
 Feb. 21, 1948 Erie, Pa. L, 57-58
 Dec. 15, 1947 Youngstown W, 62-45
 Dec. 14, 1946 Erie, Pa. W, 59-49

vs. Geneva (33-20)

Home 22-10
 Away 11-10
 Neutral 0-0
 Streak W15

Date Location Result

Dec. 15, 2015 Geneva W, 99-58
 Dec. 6, 2012 Youngstown W, 93-50
 Nov. 24, 2009 Youngstown W, 88-47
 Dec. 11, 1971 Youngstown W, 103-59
 Dec. 5, 1970 Beaver Falls, Pa. W, 89-63
 Jan. 28, 1970 Youngstown W, 95-57
 Jan. 29, 1969 Beaver Falls, Pa. W, 73-61
 Dec. 30, 1968 Youngstown W, 96-79
 Feb. 8, 1967 Youngstown W, 78-74
 Feb. 27, 1964 Beaver Falls, Pa. W, 77-53
 Jan. 29, 1964 Youngstown W, 127-71
 Dec. 16, 1963 Beaver Falls, Pa. W, 84-48
 Jan. 30, 1963 Beaver Falls, Pa. W, 58-51
 Dec. 19, 1962 Beaver Falls, Pa. W, 65-35
 Dec. 5, 1962 Youngstown W, 66-38
 Feb. 12, 1962 Youngstown W, 72-53
 Dec. 6, 1961 Beaver Falls, Pa. L, 77-83
 Jan. 26, 1959 Beaver Falls, Pa. W, 85-83
 Jan. 5, 1959 Youngstown W, 96-72
 Feb. 26, 1958 Beaver Falls, Pa. W, 71-55
 Feb. 8, 1958 Youngstown W, 61-60
 Dec. 27, 1957 Youngstown W, 84-69
 Feb. 7, 1957 Youngstown W, 90-75
 Jan. 26, 1957 Beaver Falls, Pa. L, 69-79
 Jan. 28, 1956 Youngstown L, 75-78
 Jan. 7, 1956 Beaver Falls, Pa. L, 66-90
 Feb. 19, 1955 Beaver Falls, Pa. L, 86-99
 Jan. 29, 1955 Youngstown L, 89-104
 Dec. 30, 1954 Youngstown W, 82-74
 Jan. 23, 1954 Youngstown L, 75-96
 Dec. 9, 1953 Youngstown L, 66-77
 Feb. 3, 1953 Youngstown L, 80-87
 Jan. 28, 1953 Youngstown L, 63-96
 Jan. 12, 1952 Beaver Falls, Pa. W, 63-61
 Dec. 19, 1951 Youngstown L, 60-76
 Jan. 26, 1951 Youngstown W, 92-68
 Dec. 21, 1950 Youngstown W, 74-57
 Dec. 5, 1949 Beaver Falls, Pa. L, 47-62
 Feb. 11, 1947 Youngstown W, 63-52
 Dec. 7, 1946 Beaver Falls, Pa. L, 52-54
 Jan. 14, 1943 Youngstown W, 61-53
 Dec. 14, 1942 Beaver Falls, Pa. W, 46-45
 Feb. 28, 1942 Beaver Falls, Pa. L, 47-58
 Feb. 23, 1942 Youngstown L, 52-55
 Feb. 3, 1941 Youngstown W, 44-43
 Feb. 28, 1940 Beaver Falls, Pa. W, 48-45
 Dec. 20, 1938 Beaver Falls, Pa. L, 30-45
 Dec. 16, 1937 Youngstown W, 38-32
 Dec. 18, 1936 Youngstown W, 28-24
 Jan. 25, 1935 Youngstown L, 24-32
 Dec. 13, 1934 Beaver Falls, Pa. L, 33-45
 Feb. 2, 1934 Beaver Falls, Pa. L, 26-40
 Dec. 28, 1931 Youngstown L, 15-54

vs. George Washington (1-0)

Home 0-0
 Away 1-0
 Neutral 0-0
 Streak W1

Date Location Result

Nov. 10, 2012 Washington, D.C. W, 80-73

vs. Georgetown (1-0)

Home 1-0
 Away 0-0
 Neutral 0-0
 Streak W1

Date Location Result

Jan. 28, 1954 Youngstown W, 78-74

vs. Georgia (1-0)

Home 0-0
 Away 1-0
 Neutral 0-0
 Streak W1

Date Location Result

Nov. 12, 2012 Athens, Ga. W, 68-56

vs. Georgia Southern (0-1)

Home 0-0
 Away 0-0
 Neutral 0-1
 Streak L1

Date Location Result

Dec. 20, 1985 Lafayette, La. L, 59-61

vs. Georgia State (2-0)

Home 2-0
 Away 0-0
 Neutral 0-0
 Streak W2

Date Location Result

March 1, 1975 Youngstown W, 82-57

Dec. 28, 1973 Youngstown W, 87-79

vs. Georgia Tech (0-1)

Home 0-0
 Away 0-1
 Neutral 0-0
 Streak L1

Date Location Result

Dec. 29, 1992 Atlanta, Ga. L, 85-105

vs. Glenville State (1-0)

Home 1-0
 Away 0-0
 Neutral 0-0
 Streak W1

Date Location Result

Dec. 5, 1941 Youngstown W, 43-30

vs. Green Bay (15-35)

Home 12-11
 Away 3-22
 Neutral 0-2
 Streak W2

Date Location Result

Jan. 27, 2022 Youngstown W, 63-50

Dec. 4, 2021 Green Bay W, 82-58



SERIES RECORDS BY OPPONENT

Feb. 27, 2020 Green BayL, 92-10
 Jan. 25, 2020..... Youngstown WOT, 98-94
 Feb. 9, 2019..... YoungstownW, 96-77
 Jan. 3, 2019 Green Bay.....L, 93-99
 Jan. 27, 2018..... Green Bay.....L, 67-85
 Jan. 6, 2018 YoungstownW, 85-74
 Jan. 20, 2017..... Green Bay.....W, 92-89
 Dec. 31, 2016..... Youngstown.....L, 77-90
 Feb. 20, 2016 Green BayL, 90-107
 Jan. 9, 2016 YoungstownW, 103-93
 Feb. 11, 2015 YoungstownL, 62-63
 Jan. 11, 2015 Green BayL, 67-82
 Feb. 13, 2014 YoungstownL, 40-71
 Jan. 4, 2014 Green BayL, 69-85
 Feb. 17, 2013 YoungstownL, 54-71
 Jan. 17, 2013 Green BayL, 58-67
 Feb. 28, 2012 YoungstownW, 77-60
 Feb. 14, 2012 Green BayL, 65-71
 Jan. 22, 2012 YoungstownW, 77-47
 Feb. 24, 2011 YoungstownL, 60-71
 Dec. 4, 2010 Green BayL, 59-74
 March 2, 2010 Green BayL, 67-81
 Jan. 24, 2010 YoungstownL, 55-69
 Dec. 19, 2009 Green BayL, 67-72
 Feb. 12, 2009 YoungstownW, 77-73
 Jan. 17, 2009 Green BayL, 61-78
 Feb. 20, 2008 YoungstownW, 76-73
 Jan. 26, 2008 Green BayL, 58-66
 March 2, 2007 Dayton, OhioL, 55-72
 Feb. 8, 2007 Green BayL, 46-55
 Jan. 11, 2007 YoungstownL, 49-59
 Feb. 11, 2006 Green BayL, 58-80
 Jan. 5, 2006 YoungstownW, 95-70
 Feb. 5, 2005 YoungstownL, 49-78
 Jan. 6, 2005 Green BayL, 55-78
 Feb. 9, 2004 YoungstownL, 70-73
 Jan. 8, 2004 Green BayL, 52-62
 March 4, 2003 Green BayW, 65-61
 Feb. 19, 2003 Green BayL, 53-69
 Jan. 29, 2003 YoungstownW, 77-76
 March 1, 2002 Cleveland.....L, 65-86
 Feb. 21, 2002 YoungstownW, 69-55
 Jan. 28, 2002 Green BayL, 50-53
 Dec. 30, 2000 Green BayL, 58-66
 Feb. 5, 1994 Green BayL, 58-69
 Jan. 15, 1994 YoungstownL, 67-69
 Feb. 27, 1993 Green BayL, 47-67
 Jan. 16, 1993 YoungstownL, 62-81

vs. Grove City (6-1)

Home 1-1
 Away..... 5-0
 Neutral..... 0-0
 Streak..... W6

Date Location Result

Feb. 6, 1943 Grove City, Pa.W, 56-43
 Dec. 16, 1942 YoungstownW, 81-44
 Jan. 11, 1938 Grove City, Pa.W, 40-37
 Feb. 26, 1937 Grove City, Pa.W, 39-30
 Jan. 10, 1936 Grove City, Pa.W, 37-35
 Jan. 4, 1935 Grove City, Pa.W, 18-16
 Dec. 19, 1933 YoungstownL, 29-30

vs. Gustavus Adolphus (1-0)

Home 1-0

Away..... 0-0
 Neutral..... 0-0
 Streak..... W1
Date Location Result
 Dec. 6, 1949 YoungstownW, 59-46

vs. Heidelberg (1-0)

Home 1-0
 Away..... 0-0
 Neutral..... 0-0
 Streak..... W1
Date Location Result
 Nov. 12, 2018..... YoungstownW, 106-83

vs. High Point (2-0)

Home 1-0
 Away..... 1-0
 Neutral..... 0-0
 Streak..... W2
Date Location Results
 Dec. 22, 2009..... YoungstownW, 82-69
 Dec. 19, 2008..... High Point.....W, 64-61

vs. Hillside (15-3)

Home 9-1
 Away..... 6-2
 Neutral..... 0-0
 Streak..... W3

Date Location Results

Nov. 29, 1975..... YoungstownW, 82-60
 Feb. 3, 1975..... HillsdaleW, 88-84
 Feb. 24, 1973 YoungstownW, 63-57
 Feb. 12, 1972 HillsdaleLOT, 62-64
 Feb. 8, 1971 YoungstownW, 76-53
 Jan. 10, 1970 HillsdaleW, 71-60
 Dec. 9, 1968 YoungstownW, 97-55
 March 2, 1968 HillsdaleW, 87-75
 Jan. 21, 1967 YoungstownW, 86-64
 Feb. 19, 1966 HillsdaleL, 66-81
 Dec. 9, 1964 YoungstownW, 96-63
 Feb. 29, 1964 HillsdaleW, 60-53
 Dec. 2, 1963 YoungstownW, 89-47
 Feb. 2, 1963 YoungstownW, 85-46
 Dec. 8, 1962 HillsdaleW, 76-42
 Feb. 21, 1962 HillsdaleW, 69-60
 Jan. 31, 1962 YoungstownL, 62-63
 Feb. 1, 1961 YoungstownW, 103-66

vs. Hiram (27-5)

Home 20-2
 Away..... 6-3
 Neutral..... 1-0
 Streak..... W12

Date Location Result

Dec. 8, 2012 YoungstownW, 71-44
 Nov. 15, 2009..... YoungstownW, 81-41
 Jan. 30, 1989..... YoungstownW, 97-74
 Jan. 16, 1985..... YoungstownW, 58-56
 Dec. 15, 1983 YoungstownW, 85-61
 Dec. 11, 1982 YoungstownW, 107-75
 Dec. 22, 1970 YoungstownW, 60-35
 Dec. 22, 1969 YoungstownW, 93-43
 Dec. 21, 1968 YoungstownW, 89-58
 Dec. 19, 1967 YoungstownW, 84-64
 Dec. 20, 1966 YoungstownW, 99-78

Dec. 20, 1965..... YoungstownW, 88-59
 Feb. 25, 1949 Hiram, Ohio.....L, 64-70
 Dec. 15, 1948..... YoungstownW, 52-40
 Dec. 12, 1942 Hiram, Ohio.....W, 63-37
 Dec. 10, 1941 YoungstownW, 69-27
 Feb. 26, 1941 Hiram, Ohio.....W, 64-40
 Dec. 11, 1940 YoungstownW, 59-48
 Feb. 17, 1940 Hiram, Ohio.....W, 48-40
 Dec. 16, 1939 YoungstownW, 38-37
 Feb. 23, 1939 YoungstownW, 45-22
 Jan. 9, 1939 Hiram, Ohio.....L, 32-34
 Feb. 12, 1938 Hiram, Ohio.....L, 44-27
 Jan. 19, 1938..... YoungstownW, 33-27
 Jan. 12, 1937 YoungstownW, 40-24
 Feb. 10, 1936 Hiram, Ohio.....W, 35-26
 Feb. 19, 1935 YoungstownW, 35-19
 Feb. 10, 1934 Hiram, Ohio.....L, 30-33
 Dec. 9, 1932 YoungstownW, 34-25
 Jan. 17, 1931 YoungstownL, 19-34
 Jan. 12, 1929 Hiram, Ohio.....W, 30-24
 Dec. 14, 1928..... YoungstownL, 41-43

vs. Hofstra (0-2)

Home 0-1
 Away..... 0-1
 Neutral..... 0-0
 Streak L2

Date Location Result

Dec. 22, 1998..... YoungstownL, 59-61
 Nov. 24, 1998..... Hempstead.....L, 62-65

vs. Houston Baptist (1-0)

Home 1-0
 Away..... 0-0
 Neutral..... 0-0
 Streak..... W1

Date Location Result

Dec. 30, 1988..... YoungstownW, 81-72

vs. Idaho (0-1)

Home 0-0
 Away..... 0-0
 Neutral..... 0-1
 Streak..... L1

Date Location Result

Dec. 11, 1998..... Missoula, Mont.....L, 67-68

vs. Idaho State (0-1)

Home 0-0
 Away..... 0-1
 Neutral..... 0-0
 Streak..... L1

Date Location Result

Dec. 18, 2017..... Pocatello.....L, 62-86

vs. Illinois-Chicago (17-33)

Home 12-13
 Away..... 5-18
 Neutral..... 0-2
 Streak..... W3

Date Location Result

Feb. 17, 2022 YoungstownW, 88-79
 Feb. 5, 2022..... ChicagoW, 66-64
 Jan. 23, 2021 YoungstownW, 85-77
 Jan. 22, 2021 YoungstownL, 66-67



SERIES RECORDS BY OPPONENT

March 5, 2020 Chicago (LUC)L, 61-67
 Jan. 30, 2020..... YoungstownLOT, 83-90
 Dec. 30, 2019..... Chicago W, 70-64
 Feb. 16, 2019 Youngstown W, 81-73
 Jan. 10, 2019..... ChicagoL, 63-78
 Feb. 8, 2018..... Chicago L, 75-100
 Jan. 18, 2018..... YoungstownL, 78-92
 Feb. 9, 2017 ChicagoL, 81-84
 Jan. 14, 2017..... Youngstown.....L, 89-92
 Feb. 16, 2016 Youngstown. .W2OT, 92-91
 Jan. 28, 2016..... Chicago W, 82-78
 Feb. 15, 2015 Youngstown W, 59-56
 Jan. 2, 2015 ChicagoL, 71-77
 Feb. 15, 2014 Youngstown W, 59-56
 Jan. 7, 2014 Chicago W, 75-62
 Feb. 10, 2013 YoungstownL, 83-88
 Jan. 2, 2012 ChicagoL, 60-65
 Feb. 2, 2012..... ChicagoL, 68-72
 Jan. 7, 2012 Youngstown W, 71-50
 Jan. 29, 2011 ChicagoL, 61-83
 Dec. 30, 2010..... Youngstown W, 71-69
 Feb. 6, 2010..... ChicagoL, 68-74
 Jan. 7, 2010 Youngstown W, 76-67
 March 3, 2009 YoungstownL, 68-73
 Feb. 7, 2009..... Chicago W, 68-60
 Jan. 8, 2009 Youngstown W, 80-70
 March 4, 2008 ChicagoL, 59-70
 Feb. 2, 2008..... ChicagoL, 72-86
 Jan. 3, 2008 Youngstown W, 80-68
 Feb. 3, 2007 Youngstown W, 92-87
 Dec. 2, 2006 ChicagoL, 64-80
 Feb. 2, 2006..... YoungstownL, 63-70
 Dec. 31, 2005 ChicagoL, 84-85
 Feb. 10, 2005 ChicagoL, 65-71
 Jan. 3, 2005 YoungstownL, 56-62
 Feb. 12, 2004 YoungstownL, 58-62
 Jan. 5, 2004 ChicagoL, 47-66
 March 7, 2003 MilwaukeeL, 59-79
 March 1, 2003 ChicagoL, 47-73
 Jan. 25, 2003..... YoungstownL, 76-78
 Feb. 4, 2002..... YoungstownL, 57-63
 Jan. 21, 2002..... ChicagoL, 69-85
 Feb. 26, 1994 YoungstownL, 82-84
 Jan. 22, 1994 ChicagoL, 75-95
 Feb. 20, 1993 YoungstownL, 74-88
 Feb. 1, 1993 ChicagoL, 71-89

vs. Illinois Wesleyan (8-0)

Home 8-0
 Away..... 0-0
 Neutral..... 0-0
 Streak..... W8

Date Location Result

Dec. 23, 1971 Youngstown W, 85-76
 Jan. 3, 1970 Youngstown W, 79-64
 Dec. 28, 1968..... Youngstown W, 107-93
 Dec. 16, 1967..... Youngstown W, 97-83
 Dec. 23, 1966..... Youngstown W, 97-66
 Dec. 23, 1965..... Youngstown W, 68-52
 Dec. 23, 1964..... Youngstown W, 60-55
 Dec. 21, 1963..... Youngstown W, 92-65

vs. Indiana (0-1)

Home 0-0
 Away..... 0-1

Neutral..... 0-0

Streak..... L1

Date Location Result

Dec. 29, 2018..... BloomingtonL, 51-79

vs. Indiana (Pa.) (5-9)

Home 2-3

Away..... 3-6

Neutral..... 0-0

Streak..... W1

Date Location Result

Jan. 6, 1934 Indiana, Pa. W, 29-26

Dec. 15, 1933..... Indiana, Pa.L, 28-33

Feb. 24, 1933 YoungstownL, 32-34

Jan. 7, 1933 Indiana, Pa.L, 23-25

Feb. 2, 1932..... Youngstown W, 35-29

Jan. 15, 1932..... Indiana, Pa.L, 12-23

Feb. 27, 1931 YoungstownL, 25-33

Feb. 13, 1931 Indiana, Pa.L, 25-45

Jan. 23, 1931 YoungstownL, 27-37

Jan. 10, 1931..... Indiana, Pa.L, 13-14

Feb. 21, 1930 Indiana, Pa.L, 21-22

Jan. 31, 1930..... Indiana, Pa. W, 26-20

Feb. 1, 1929 Youngstown W, 42-21

Jan. 5, 1929 Indiana, Pa. W, 27-18

vs. Indiana State (0-1)

Home 0-0

Away..... 0-1

Neutral..... 0-0

Streak..... L1

Date Location Result

Nov. 22, 2002..... Terre HauteL, 56-63

vs. IUPUI (17-2)

Home 10-2

Away..... 7-0

Neutral..... 0-0

Streak..... W3

Date Location Result

Feb. 19, 2022 Youngstown W, 74-71

Feb. 3, 2022..... Indianapolis W, 61-55

Feb. 20, 2021 Youngstown W, 77-70

Feb. 19, 2021 YoungstownL, 70-72

Feb. 1, 2020 Youngstown W, 91-76

Dec. 28, 2019..... Indianapolis W, 83-73

Feb. 14, 2019 Youngstown W, 75-73

Jan. 12, 2019..... Indianapolis W, 82-76

Feb. 10, 2018 Indianapolis W, 84-80

Jan. 20, 2018..... Youngstown W, 85-62

Jan. 27, 2001..... Youngstown W, 82-78

Jan. 6, 2001 Indianapolis W, 73-71

Feb. 5, 2000 YoungstownL, 48-55

Jan. 6, 2000 Indianapolis W, 43-41

Jan. 30, 1999..... Indianapolis W, 64-42

Jan. 2, 1999 Youngstown W, 68-44

Dec. 10, 1977 Youngstown W, 88-49

Feb. 12, 1976 Youngstown W, 76-67

Dec. 12, 1975..... Youngstown W, 78-61

vs. Ithaca (2-1)

Home 1-0

Away..... 0-1

Neutral..... 1-0

Streak..... W2

Date Location Result

March 7, 1964 Akron, Ohio..... W, 91-79

Jan. 25, 1941 Youngstown W, 32-30

Jan. 9, 1940 Itacha, N.Y.....L, 38-47

vs. Jacksonville (0-1)

Home 0-0

Away..... 0-1

Neutral..... 0-0

Streak..... L1

Date Location Result

Nov. 20, 2012..... Mobile, AL.....L, 54-79

vs. James Madison (2-1)

Home 1-0

Away..... 1-0

Neutral..... 0-1

Streak..... L1

Date Location Result

Nov. 20, 2012..... Pittsburgh, Pa.L, 68-69

Dec. 19, 2006..... Harrisonburg W, 78-58

Dec. 21, 2005..... Youngstown W, 72-65

vs. John Carroll (11-9)

Home 8-3

Away..... 3-6

Neutral..... 0-0

Streak..... W2

Date Location Result

Feb. 17, 1958 University Heights W, 99-93

Dec. 15, 1956..... Youngstown W, 84-73

Dec. 12, 1955 University HeightsL, 84-96

Feb. 21, 1955 University Heights L, 95-108

Jan. 27, 1955..... YoungstownL, 80-93

Feb. 8, 1954..... YoungstownL, 75-90

Dec. 7, 1953 University HeightsL, 61-76

Jan. 7, 1953 Youngstown W, 77-69

Dec. 13, 1952.... University HeightsL, 76-91

Jan. 7, 1952 Youngstown W, 88-70

Dec. 14, 1951 University HeightsL, 53-72

Feb. 12, 1951 Youngstown W, 72-53

Jan. 9, 1950 YoungstownL, 61-62

Feb. 22, 1949 University HeightsL, 53-65

Jan. 19, 1949..... Youngstown W, 64-59

Jan. 21, 1948..... Youngstown W, 81-54

Dec. 19, 1947.... University Heights W, 61-55

Feb. 5, 1947..... University Heights W, 60-52

Dec. 18, 1946..... Youngstown W, 57-53

Feb. 7, 1936..... Youngstown W, 70-27

vs. Juniata (1-0)

Home 1-0

Away..... 0-0

Neutral..... 0-0

Streak W1

Date Location Result

Feb. 11, 1943 Youngstown W, 55-50

vs. Kean (1-0)

Home 0-0

Away..... 1-0

Neutral..... 0-0

Streak W1

Date Location Result

Feb. 10, 1957 Newark, N.J. W, 41-32



SERIES RECORDS BY OPPONENT

vs. Kennedy James (0-1)

Home 0-1
 Away..... 0-0
 Neutral..... 0-0
 Streak..... L1

Date Location Result
 March 5, 1930 Youngstown L, 24-35

vs. Kennesaw State (1-1)

Home 0-1
 Away..... 1-0
 Neutral..... 0-0
 Streak..... L1

Date Location Result
 Dec. 17, 2014..... Youngstown L, 84-90
 Nov. 8, 2013 Kennesaw W, 73-57

vs. Kent State (17-32)

Home 9-14
 Away..... 8-16
 Neutral..... 0-2
 Streak..... L9

Date Location Result
 Nov. 11, 2017..... Akron, Ohio..... L, 78-111
 Nov. 14, 2015..... Kent L, 70-79
 Nov. 15, 2014..... Youngstown L, 61-69
 Nov. 27, 2013..... Kent L, 79-83
 Nov. 28, 2012..... Youngstown L, 78-85
 Dec. 21, 2010..... Kent L, 58-71
 Nov. 18, 2009..... Youngstown L, 61-70
 Dec. 15, 2008..... Kent L, 74-82
 Dec. 5, 2007 Youngstown L, 52-59
 Dec. 22, 2006..... Kent W, 62-58
 Nov. 30, 2005..... Youngstown L, 69-77
 Dec. 15, 2001..... Youngstown W, 75-70
 Dec. 6, 2000 Kent L, 55-76
 Dec. 4, 1999 Columbus, Ohio L, 53-72
 Nov. 23, 1999..... Kent L, 56-78
 Nov. 18, 1998..... Kent L, 56-67
 Jan. 13, 1960..... Youngstown W, 78-73
 Dec. 1, 1959 Kent L, 81-87
 Dec. 1, 1958 Kent LOT, 51-53
 Dec. 2, 1957 Youngstown W, 71-61
 Dec. 5, 1956 Kent W, 87-85
 Dec. 10, 1955..... Youngstown L, 75-82
 Dec. 7, 1954 Kent L, 87-88
 Jan. 6, 1954 Youngstown W, 76-69
 Jan. 13, 1953..... Youngstown L, 65-69
 Jan. 24, 1952..... Kent LOT, 70-71
 Feb. 7, 1951 Kent L, 55-57
 Feb. 8, 1950..... Youngstown L, 60-74
 Jan. 11, 1950..... Kent L, 43-55
 Dec. 28, 1949..... Youngstown W, 75-74
 Jan. 24, 1949..... Youngstown L, 52-63
 Dec. 28, 1948..... Youngstown L, 59-67
 Jan. 20, 1948..... Kent L, 53-87
 Jan. 1, 1948 Youngstown L2OT, 68-70
 Dec. 17, 1947 Youngstown L, 53-58
 Jan. 11, 1947 Kent W, 66-57
 Jan. 1, 1947 Youngstown W, 66-57
 Jan. 27, 1943..... Youngstown W, 59-57
 Dec. 9, 1942 Kent W, 56-45
 Feb. 26, 1942 Kent W, 52-39
 Feb. 4, 1942..... Youngstown L, 57-61

Feb. 21, 1941 Kent..... W, 56-49
 Jan. 30, 1941..... Youngstown W, 46-33
 Dec. 9, 1937 Kent L, 27-41
 Jan. 31, 1931 Kent L, 20-43
 Jan. 3, 1931 Youngstown L, 26-32
 Jan. 10, 1930..... Youngstown W, 29-26
 Feb. 15, 1930 Kent W, 32-30
 Jan. 31, 1929..... Kent W, 22-19

vs. Kentucky Wesleyan (0-2)

Home 0-1
 Away..... 0-1
 Neutral..... 0-0
 Streak..... L2

Date Location Result
 Jan. 25, 1962..... Owensboro, Ky. L, 72-100
 Jan. 23, 1960..... Youngstown L, 72-81

vs. Kenyon (10-1)

Home 10-1
 Away..... 0-0
 Neutral..... 0-0
 Streak..... W10

Date Location Result
 Dec. 10, 1995..... Youngstown W, 84-58
 Jan. 28, 1991..... Youngstown W, 94-85
 Feb. 6, 1989..... Youngstown W, 90-43
 Nov. 27, 1976..... Youngstown W, 71-66
 Dec. 16, 1975..... Youngstown W, 73-56
 Nov. 30, 1974..... Youngstown W, 96-46
 Dec. 15, 1973..... Youngstown W, 91-82
 Dec. 16, 1971..... Youngstown W, 94-63
 Dec. 19, 1970..... Youngstown W, 82-58
 Jan. 7, 1970 Youngstown W, 98-82
 Jan. 4, 1969 Youngstown L, 86-100

vs. Lakeland (2-0)

Home 2-0
 Away..... 0-0
 Neutral..... 0-0
 Streak..... W2

Date Location Result
 Jan. 11, 1964..... Youngstown W, 127-53
 Jan. 28, 1963..... Youngstown W, 94-72

vs. LaRoche (1-0)

Home 1-0
 Away..... 0-0
 Neutral..... 0-0
 Streak..... W1

Date Location Result
 Dec. 7, 1996 Youngstown W, 79-56

vs. LaSalle (2-1)

Home 2-0
 Away..... 0-1
 Neutral..... 0-0
 Streak..... W1

Date Location Result
 Dec. 3, 1983 Youngstown W, 81-76
 Feb. 28, 1953 Philadelphia L, 41-94
 Feb. 5, 1952..... Youngstown W, 68-57

vs. Lawrence Tech (4-0)

Home 2-0

Away..... 2-0
 Neutral..... 0-0
 Streak..... W4

Date Location Result
 Dec. 12, 1964..... Southfield, Mich. W, 74-65
 Feb. 4, 1964..... Youngstown W, 83-75
 Feb. 19, 1957 Southfield, Mich. W, 101-74
 Jan. 21, 1956..... Youngstown W, 92-66

vs. LeMoyne (0-1)

Home 0-0
 Away..... 0-0
 Neutral..... 0-1
 Streak..... L1

Date Location Result
 March 6, 1964 Akron, Ohio L, 53-64

vs. Liberty (1-2)

Home 0-1
 Away..... 1-1
 Neutral..... 0-0
 Streak..... W1

Date Location Result
 March 2, 1991 Lynchburg..... W, 80-77
 Feb. 24, 1990 Lynchburg..... L, 72-76
 Jan. 11, 1988..... Youngstown L, 71-72

vs. Lincoln (1-0)

Home 1-0
 Away..... 0-0
 Neutral..... 0-0
 Streak..... W1

Date Location Result
 Dec. 8, 1960 Youngstown W, 103-61

vs. Lock Haven (4-0)

Home 4-0
 Away..... 0-0
 Neutral..... 0-0
 Streak..... W4

Date Location Result
 Dec. 29, 2008..... Youngstown W, 81-60
 Nov. 16, 2007..... Youngstown W, 95-55
 Dec. 5, 2006 Youngstown W, 70-36
 Nov. 21, 2004..... Youngstown W, 70-56

vs. Long Island (0-1)

Home 0-0
 Away..... 0-1
 Neutral..... 0-0
 Streak..... L1

Date Location Result
 Feb. 9, 1937 Long Island, N.Y. L, 24-61

vs. Louisiana (0-1)

Home 0-0
 Away..... 0-1
 Neutral..... 0-0
 Streak..... L1

Date Location Result
 Nov. 15, 2019..... Lafayette L, 61-73

vs. Louisville (0-1)

Home 0-0
 Away..... 0-1
 Neutral..... 0-0



SERIES RECORDS BY OPPONENT

Streak..... L1

DateLocationResult
Nov. 10, 2019..... LouisvilleL, 55-78

vs. Loyola (16-14)

Home 11-4

Away..... 5-10

Neutral..... 0-0

Streak..... W5

DateLocationResult

March 5, 2013 Youngstown W, 62-60

Feb. 7, 2013 Youngstown W, 60-59

Jan. 5, 2013 Chicago W, 68-66

Feb. 5, 2012 Chicago W, 80-63

Jan. 5, 2012 Youngstown WOT, 68-64

Jan. 27, 2011 Chicago L, 71-84

Jan. 1, 2011 Youngstown L, 53-83

Feb. 4, 2010 Chicago L, 85-92

Jan. 9, 2010 Youngstown W, 71-67

Feb. 5, 2009 Chicago W, 60-49

Jan. 10, 2009 Youngstown L, 57-68

Jan. 31, 2008 Chicago L, 69-68

Jan. 5, 2008 Youngstown W, 71-61

Jan. 29, 2007 Chicago L, 68-80

Dec. 30, 2006 Youngstown W, 76-71

Feb. 28, 2006 Chicago L, 61-76

Feb. 25, 2006 Youngstown L, 84-87

Jan. 2, 2006 Chicago W, 84-76

March 1, 2005 Chicago L, 75-78

Jan. 26, 2005 Chicago L, 50-71

Dec. 21, 2004 Youngstown W, 76-68

Jan. 29, 2004 Youngstown W, 76-75

Jan. 3, 2004 Chicago L, 78-85

Feb. 6, 2003 Youngstown W, 65-63

Dec. 31, 2002 Chicago L, 59-76

Feb. 2, 2002 Youngstown L, 55-75

Jan. 19, 2002 Chicago L, 63-72

Nov. 28, 1998 Chicago W, 66-64

Dec. 17, 1997 Youngstown W, 80-68

Jan. 30, 1956 Youngstown W, 87-81

vs. Maine (2-3)

Home 2-1

Away..... 0-2

Neutral..... 0-0

Streak..... L3

DateLocationResult

Dec. 13, 1996 Youngstown L, 57-60

Dec. 16, 1995 Orono L, 54-70

Dec. 14, 1977 Orono L, 74-88

Feb. 16, 1977 Youngstown W, 77-68

Dec. 28, 1964 Youngstown W, 81-60

vs. Malone (4-0)

Home 3-0

Away..... 1-0

Neutral..... 0-0

Streak W4

DateLocationResult

Dec. 13, 2010 Youngstown W, 78-62

Nov. 30, 1963 Youngstown W, 117-81

Feb. 22, 1963 Canton, Ohio W, 70-64

Dec. 3, 1962 Youngstown W, 64-45

vs. Mankato State (1-0)

Home 1-0

Away..... 0-0

Neutral..... 0-0

Streak..... W1

DateLocationResult

Feb. 11, 1978 Youngstown W, 87-75

vs. Marietta (10-8)

Home 5-2

Away..... 4-5

Neutral..... 1-1

Streak..... W2

DateLocationResult

Jan. 4, 1964 Marietta, Ohio W, 71-50

Jan. 24, 1963 Youngstown W, 88-51

Jan. 27, 1962 Marietta, Ohio L, 79-82

Dec. 17, 1960 Youngstown W, 82-72

Feb. 6, 1960 Marietta, Ohio W, 61-50

Dec. 20, 1958 Youngstown W, 112-56

Dec. 14, 1957 Marietta, Ohio W, 80-79

Dec. 8, 1956 Youngstown W, 87-62

Dec. 15, 1955 Marietta, Ohio L, 81-86

Dec. 18, 1954 Youngstown L, 70-83

Jan. 14, 1954 Marietta, Ohio L, 78-96

Jan. 15, 1953 Youngstown W, 83-79

Jan. 19, 1952 Marietta, Ohio W, 92-76

Feb. 2, 1951 Marietta, Ohio L, 46-55

Dec. 16, 1950 Farrell, Pa..... W, 81-76

Jan. 13, 1950 Marietta, Ohio L, 82-83

Dec. 17, 1949 Farrell, Pa..... L, 61-72

Dec. 18, 1948 Youngstown L, 56-63

vs. Marist (1-0)

Home 0-0

Away..... 0-0

Neutral..... 0-1

Streak..... L1

DateLocationResult

Nov. 28, 1986 Jamaica, N.Y..... W, 56-52

vs. Marshall (1-6)

Home 0-2

Away..... 1-4

Neutral..... 0-0

Streak..... L2

DateLocationResult

Dec. 4, 2005 Huntington..... L, 70-73

Dec. 4, 1987 Huntington..... L, 65-79

Jan. 6, 1950 Huntington..... W, 81-67

Feb. 2, 1949 Youngstown L, 60-83

Jan. 14, 1949 Huntington..... L, 55-62

Dec. 19, 1949 Youngstown L, 64-71

Jan. 28, 1948 Huntington..... L, 77-78

vs. Marygrove (1-0)

Home 1-0

Away..... 0-0

Neutral..... 0-0

Streak..... W1

DateLocationResult

Dec. 29, 2012 Youngstown W, 93-52

vs. Maryland (0-1)

Home 0-0

Away..... 0-1

Neutral..... 0-0

Streak..... L1

DateLocationResult

Nov. 18, 2008 College Park L, 49-73

vs. UM-Baltimore County(2-0)

Home 1-0

Away..... 1-0

Neutral..... 0-0

Streak..... W2

DateLocationResult

Jan. 27, 1990 Youngstown W, 90-86

Feb. 26, 1990 Baltimore W, 85-83

vs. UM-Eastern Shore (3-1)

Home 3-1

Away..... 0-0

Neutral..... 0-0

Streak..... W2

DateLocationResult

Dec. 2, 1978 Youngstown W, 78-70

Dec. 12, 1979 Youngstown W, 79-66

Dec. 3, 1980 Youngstown L, 56-66

Dec. 9, 1982 Youngstown W, 72-63

vs. UMass (0-1)

Home 0-0

Away..... 0-1

Neutral..... 0-0

Streak..... W1

DateLocationResult

Nov. 17, 2013 Amherst L, 69-85

vs. Messiah (1-0)

Home 0-0

Away..... 0-1

Neutral..... 0-0

Streak..... L1

DateLocationResult

Nov. 23, 1991 Youngstown W, 54-53

vs. Mexico City YMCA (1-0)

Home 1-0

Away..... 0-0

Neutral..... 0-0

Streak..... W1

DateLocationResult

Feb. 2, 1942 Youngstown W, 74-43

vs. Michigan (0-5)

Home 0-0

Away..... 0-5

Neutral..... 0-0

Streak..... L5

DateLocationResult

Dec. 19, 2015 Ann Arbor L, 46-105

Nov. 22, 2006 Ann Arbor L, 56-65

Dec. 21, 1988 Ann Arbor L, 72-121

Dec. 4, 1985 Ann Arbor L, 42-56

Dec. 5, 1984 Ann Arbor L, 73-103

vs. Michigan Lutheran (6-2)

Home 4-1



SERIES RECORDS BY OPPONENT

Away..... 2-1
 Neutral..... 0-0
 Streak..... L2
DateLocationResult
 Feb. 1, 1969..... Youngstown.....L, 59-73
 Jan. 25, 1969..... Detroit.....L, 68-87
 Jan. 15, 1968..... Youngstown..... W, 75-71
 Feb. 18, 1967..... Detroit..... W, 85-68
 Feb. 1, 1967..... Youngstown..... W, 98-75
 Feb. 12, 1966..... Detroit.....W, 110-66
 Dec. 13, 1965..... Youngstown..... W, 86-62
 Dec. 5, 1964..... Youngstown..... W, 91-61

vs. Michigan State (0-2)

Home..... 0-0
 Away..... 0-2
 Neutral..... 0-0
 Streak..... L2
DateLocationResult
 Nov. 6, 2016..... East Lansing..... L, 57-77
 Nov. 9, 2006..... East Lansing.....L, 61-86

vs. Middle Tennessee St. (7-9)

Home..... 4-3
 Away..... 3-6
 Neutral..... 0-0
 Streak..... L5
DateLocationResult
 March 7, 1988..... Murfreesboro.....L, 76-81
 Feb. 22, 1988..... Murfreesboro.....L, 58-78
 Jan. 16, 1988..... Youngstown.....L, 61-78
 Feb. 9, 1987..... Murfreesboro.....L, 79-88
 Jan. 24, 1987..... Youngstown.....L, 88-93
 Feb. 10, 1986..... Youngstown..... W, 72-61
 Jan. 25, 1986..... Murfreesboro.....L, 70-84
 March 2, 1985..... Murfreesboro.....L, 63-66
 Feb. 23, 1985..... Murfreesboro..... W, 82-76
 Jan. 19, 1985..... Youngstown..... W, 57-56
 Feb. 23, 1984..... Youngstown..... W, 75-64
 Jan. 19, 1984..... Murfreesboro..... W, 59-57
 Feb. 5, 1983..... Youngstown..... W, 73-72
 Jan. 8, 1983..... Murfreesboro..... W, 73-66
 Feb. 6, 1982..... Youngstown.....L, 67-73
 Jan. 9, 1982..... Murfreesboro.....L, 56-73

vs. Milwaukee (18-32)

Home..... 12-15
 Away..... 6-17
 Neutral..... 0-0
 Streak..... W4
DateLocationResult
 Jan. 29, 2022..... Youngstown..... W, 86-72
 Dec. 2, 2021..... Milwaukee..... W, 70-68
 March 3, 2020..... Youngstown..... W, 63-57
 Feb. 29, 2020..... Milwaukee..... W, 73-69
 Jan. 23, 2020..... Youngstown.....LOT, 73-75
 Feb. 7, 2019..... Youngstown..... W, 72-71
 Jan. 5, 2019..... Milwaukee..... W, 76-51
 Jan. 25, 2018..... Milwaukee.....L, 55-66
 Jan. 4, 2018..... Youngstown..... W, 72-63
 Jan. 22, 2017..... Milwaukee.....LOT, 85-94
 Dec. 31, 2016..... Youngstown.....W2OT 88-87
 Feb. 22, 2016..... Milwaukee.....L, 51-87
 Jan. 7, 2016..... Youngstown.....L, 65-81
 Feb. 28, 2015..... Youngstown.....L, 72-84

Jan. 14, 2015..... Milwaukee.....L, 62-77
 Feb. 20, 2014..... Youngstown.....WOT, 88-83
 Jan. 2, 2014..... Milwaukee.....L, 76-82
 Feb. 15, 2013..... Youngstown..... W, 94-80
 Jan. 19, 2013..... Milwaukee..... W, 75-72
 Jan. 31, 2012..... Milwaukee..... W, 73-65
 Jan. 20, 2012..... Youngstown..... W, 68-66
 Feb. 26, 2011..... Youngstown.....LOT, 87-94
 Dec. 2, 2010..... Milwaukee.....L, 67-76
 Feb. 15, 2010..... Milwaukee.....L, 62-64
 Jan. 22, 2010..... Youngstown.....L, 59-69
 Feb. 14, 2009..... Youngstown..... W, 70-68
 Jan. 15, 2009..... Milwaukee.....L, 50-69
 Jan. 24, 2008..... Milwaukee.....L, 69-76
 Jan. 7, 2008..... Youngstown.....L, 39-61
 Jan. 13, 2007..... Youngstown..... W, 81-63
 Dec. 10, 2006..... Milwaukee..... W, 68-65
 Feb. 9, 2006..... Milwaukee.....L, 57-98
 Jan. 26, 2006..... Youngstown.....L, 70-78
 Feb. 12, 2005..... Milwaukee.....L, 67-90
 Jan. 12, 2005..... Youngstown.....L, 42-65
 Feb. 14, 2004..... Youngstown..... W, 85-84
 Jan. 15, 2004..... Milwaukee.....L, 74-80
 Feb. 15, 2003..... Youngstown.....L, 61-86
 Jan. 11, 2003..... Milwaukee.....L, 56-74
 Feb. 9, 2002..... Milwaukee.....L, 76-96
 Jan. 2, 2002..... Youngstown.....L, 55-77
 Feb. 7, 1994..... Milwaukee.....L, 70-79
 Jan. 17, 1994..... Youngstown.....L, 71-83
 Feb. 29, 1992..... Milwaukee.....L, 55-71
 Feb. 1, 1992..... Youngstown.....L, 62-72
 Feb. 7, 1991..... Milwaukee..... W, 82-74
 Jan. 14, 1991..... Youngstown.....L, 72-74
 Feb. 12, 1990..... Youngstown.....L, 57-63
 Jan. 19, 1974..... Milwaukee.....L, 75-90
 Jan. 12, 1972..... Youngstown.....L, 70-72

vs. Minnesota (0-4)

Home..... 0-1
 Away..... 0-3
 Neutral..... 0-0
 Streak..... L4
DateLocationResult
 Dec. 2, 1991..... Minneapolis.....L, 59-98
 Jan. 5, 1991..... Youngstown.....L, 77-95
 Dec. 30, 1989..... Minneapolis.....L, 57-97
 Nov. 29, 1988..... Minneapolis.....L, 64-97

vs. Missouri (0-1)

Home..... 0-0
 Away..... 0-1
 Neutral..... 0-0
 Streak..... L1
DateLocationResult
 Dec. 21, 1981..... Columbia.....L, 60-97

vs. Missouri-Rolla (1-0)

Home..... 1-0
 Away..... 0-0
 Neutral..... 0-0
 Streak..... W1
DateLocationResult
 Dec. 27, 1974..... Youngstown..... W, 70-68

vs. UMKC (14-8)

Home..... 6-4
 Away..... 0-1
 Neutral..... 0-0
 Streak..... W1
DateLocationResult
 Nov. 26, 2014..... Youngstown..... W, 66-63
 Dec. 7, 2013..... Kansas City.....L, 80-88
 Dec. 22, 2003..... Youngstown..... W, 73-65
 Dec. 21, 2002..... Kansas City.....L, 59-71
 Dec. 22, 2001..... Kansas City.....L, 53-68
 Feb. 17, 2001..... Kansas City..... W, 75-69
 Jan. 4, 2001..... Youngstown..... W, 75-63
 Feb. 26, 2000..... Youngstown.....L, 81-83
 Jan. 20, 2000..... Kansas City..... W, 66-61
 Feb. 20, 1999..... Kansas City..... W, 85-62
 Jan. 18, 1999..... Youngstown..... W, 61-58
 March 1, 1998..... Moline, Ill..... W, 75-69
 Feb. 16, 1998..... Youngstown..... W, 69-47
 Dec. 6, 1997..... Kansas City..... W, 75-60
 Feb. 6, 1997..... Kansas City..... W, 68-59
 Jan. 13, 1997..... Youngstown.....L, 71-73
 Feb. 3, 1996..... Youngstown.....L, 59-69
 Jan. 8, 1996..... Kansas City..... W, 66-55
 Feb. 23, 1995..... Kansas City..... W, 69-63
 Jan. 23, 1995..... Youngstown..... W, 67-52
 Jan. 22, 1990..... Kansas City.....L, 72-81
 March 4, 1989..... Youngstown.....L, 74-77

vs. Missouri State (1-1)

Home..... 1-0
 Away..... 0-1
 Neutral..... 0-0
 Streak..... L1
DateLocationResult
 Dec. 3, 2005..... Springfield.....L, 52-88
 Jan. 13, 1966..... Youngstown..... W, 83-70

vs. Montana (0-2)

Home..... 6-4
 Away..... 0-1
 Neutral..... 0-0
 Streak..... W1
DateLocationResult
 Dec. 17, 1999..... Missoula..... L, 83-103
 Dec. 19, 1998..... Youngstown.....L, 74-81

vs. Morehead State (6-12)

Home..... 4-4
 Away..... 1-8
 Neutral..... 1-0
 Streak..... W1
DateLocationResult
 Feb. 20, 1991..... Youngstown.....W, 106-96
 Dec. 15, 1989..... Morehead.....L, 74-90
 Feb. 29, 1988..... Youngstown.....L, 85-87
 Jan. 23, 1988..... Morehead..... W, 67-64
 Feb. 16, 1987..... Youngstown..... W, 69-68
 Jan. 10, 1987..... Morehead..... L, 73-111
 Feb. 17, 1986..... Morehead.....L, 81-87
 Jan. 11, 1986..... Youngstown..... W, 75-48
 Feb. 28, 1985..... Murfreesboro, Tenn..... W, 79-74
 Feb. 9, 1985..... Youngstown..... W, 71-65
 Jan. 26, 1985..... Morehead.....L, 65-67
 March 10, 1984..... Morehead.....L, 44-47



SERIES RECORDS BY OPPONENT

Feb. 9, 1984..... MoreheadL, 64-88
 Jan. 26, 1984..... YoungstownL, 77-88
 Feb. 19, 1983 YoungstownL, 70-75
 Jan. 22, 1983..... MoreheadL, 74-90
 Jan. 30, 1982..... MoreheadL, 60-71
 Dec. 19, 1981..... YoungstownL, 62-69

vs. Morgan State (2-0)

Home 2-0
 Away..... 0-0
 Neutral..... 0-0
 Streak..... W12

Date Location Result
 March 16, 2022..... Youngstown W, 70-65
 Dec. 30, 1985..... Youngstown W, 88-64

vs. Morris Harvey (2-0)

Home 1-0
 Away..... 0-0
 Neutral..... 1-0
 Streak..... W2

Date Location Result
 Jan. 9, 1961 Youngstown W, 83-74
 Dec. 19, 1960..... Akron, Ohio..... W, 104-77

vs. Mount Union (11-12)

Home 8-3
 Away..... 3-9
 Neutral..... 0-0
 Streak..... W4

Date Location Result
 Dec. 9, 1978 Youngstown W, 91-78
 Dec. 11, 1976..... Alliance, Ohio..... W, 72-65
 Dec. 3, 1975 Youngstown W, 71-66
 Dec. 17, 1974..... Youngstown W, 79-76
 Feb. 5, 1974..... Alliance, Ohio..... L, 89-105
 Jan. 31, 1959..... Youngstown W, 71-59
 Jan. 19, 1957..... Alliance, Ohio..... W, 84-43
 Jan. 18, 1956..... Alliance, Ohio..... L, 55-56
 Dec. 16, 1954..... Youngstown W, 69-60
 Jan. 20, 1954..... Alliance, Ohio..... L, 62-64
 Jan. 21, 1953..... Youngstown W, 72-62
 Jan. 22, 1952..... Alliance, Ohio..... W, 51-50
 Jan. 31, 1951..... Youngstown W, 77-69
 Feb. 15, 1950..... Alliance, Ohio..... L, 37-46
 Dec. 29, 1949..... Youngstown L, 47-49
 Feb. 12, 1949..... Alliance, Ohio..... L, 28-33
 Dec. 23, 1948..... Youngstown W, 57-50
 Feb. 13, 1948..... Alliance, Ohio..... L, 37-45
 Jan. 7, 1943..... Alliance, Ohio..... L, 57-70
 Dec. 14, 1938..... Alliance, Ohio..... L, 19-27
 Dec. 10, 1936..... Youngstown L, 22-23
 Dec. 12, 1935..... Alliance, Ohio..... L, 24-30
 Jan. 3, 1930..... Youngstown L, 22-31

vs. Murray State (4-11)

Home 3-4
 Away..... 0-7
 Neutral..... 1-0
 Streak..... L4

Date Location Result
 Dec. 12, 1981..... MurrayL, 63-67
 Feb. 27, 1982..... YoungstownL, 66-69
 Jan. 7, 1983 MurrayL, 83-92
 Feb. 4, 1983..... YoungstownL, 74-79

Jan. 14, 1984..... Youngstown W, 59-57
 Feb. 18, 1984..... MurrayL, 62-83
 Jan. 14, 1985..... MurrayL, 62-66
 Feb. 18, 1985..... Youngstown W, 59-57
 Jan. 18, 1986..... MurrayL, 74-82
 Feb. 24, 1986..... Youngstown W, 64-60
 Jan. 17, 1987..... YoungstownL, 58-61
 Feb. 23, 1987..... MurrayL, 68-77
 Jan. 30, 1988..... YoungstownL, 62-87
 Feb. 15, 1988..... MurrayL, 64-71
 Dec. 16, 1994..... Dayton, Ohio W, 53-48

vs. Muskingum (14-8)

Home 10-4
 Away..... 4-4
 Neutral..... 0-0
 Streak..... W1

Date Location Result
 Dec. 9, 1967 Youngstown W, 96-72
 Dec. 10, 1966... New Concord, Ohio.....L, 73-80
 Dec. 18, 1965..... Youngstown W, 90-67
 Jan. 6, 1965..... New Concord, Ohio.... W, 36-35
 Feb. 4, 1963..... Youngstown W, 86-61
 Jan. 20, 1962... New Concord, Ohio.... W, 74-64
 Jan. 4, 1961 Youngstown W, 76-59
 Feb. 20, 1960... New Concord, Ohio.....L, 82-90
 Dec. 10, 1958..... Youngstown W, 85-60
 Dec. 13, 1957... New Concord, Ohio.....L, 73-77
 Dec. 19, 1956..... Youngstown W, 76-66
 Dec. 11, 1954..... Youngstown W, 72-69
 Dec. 30, 1953..... YoungstownL, 63-76
 Dec. 3, 1953..... New Concord, Ohio.... W, 68-66
 Feb. 14, 1953..... Youngstown W, 91-87
 Jan. 18, 1952... New Concord, Ohio.... W, 59-57
 Jan. 17, 1951..... YoungstownL, 55-65
 Jan. 14, 1950... New Concord, Ohio.....L, 56-89
 Dec. 31, 1947..... YoungstownL, 49-76
 Jan. 6, 1947..... Youngstown W, 50-48
 Dec. 21, 1942..... YoungstownL, 38-43
 Jan. 24, 1942..... Youngstown W, 57-51

vs. Nebraska-Omaha (0-4)

Home 0-2
 Away..... 0-2
 Neutral..... 0-0
 Streak..... L4

Date Location Result
 Feb. 7, 1976..... Omaha, Neb.....L, 55-68
 Jan. 25, 1976..... YoungstownL, 54-63
 Feb. 22, 1975..... YoungstownL, 76-80
 Jan. 4, 1975..... Omaha, Neb..... L, 97-100

vs. New Hampshire (3-0)

Home 3-0
 Away..... 0-0
 Neutral..... 0-0
 Streak..... W3

Date Location Result
 Dec. 14, 1974..... Youngstown W, 121-66
 Dec. 8, 1973 Youngstown W, 83-77
 Jan. 2, 1961 Youngstown W, 89-70

vs. Niagara (7-8)

Home 2-5
 Away..... 5-3

Neutral..... 0-0
 Streak..... L1

Date Location Result
 Nov. 21, 2021..... YoungstownL, 53-58
 Dec. 14, 2016..... NiagaraW, 101-97
 Nov. 28, 2015..... Niagara..... W, 88-70
 Nov. 22, 2003..... Niagara.....L, 80-89
 Dec. 28, 2002..... YoungstownL, 58-66
 Dec. 14, 1999..... YoungstownL, 77-82
 Dec. 20, 1997..... Niagara..... W, 63-60
 Dec. 30, 1995..... Youngstown W, 69-60
 Dec. 20, 1994..... Niagara..... W, 78-61
 Jan. 8, 1966..... Niagara.....L, 67-87
 Jan. 28, 1965..... YoungstownL, 42-55
 Feb. 22, 1964..... Niagara..... W, 78-58
 Jan. 26, 1963..... YoungstownL, 65-82
 Feb. 14, 1959..... Niagara.....L, 64-79
 Feb. 1, 1958..... Youngstown W, 57-55

vs. Nicholls State (1-0)

Home 1-0
 Away..... 0-0
 Neutral..... 0-0
 Streak..... W1

Date Location Result
 Dec. 21, 1989..... Youngstown W, 93-79

vs. UNC-Wilmington (2-1)

Home 1-0
 Away..... 0-1
 Neutral..... 1-0
 Streak..... L1

Date Location Result
 March 1, 1984... Wilmington, N.C.....L, 43-72
 Feb. 1, 1984..... Youngstown W, 79-67
 Nov. 28, 1982..... Utica, N.Y..... W, 58-52

vs. North Carolina Central (2-0)

Home 2-0
 Away..... 0-0
 Neutral..... 0-0
 Streak..... W2

Date Location Result
 Nov. 19, 2019..... Youngstown W, 66-60
 Jan. 27, 2010..... Youngstown W, 70-57

vs. North Carolina State (0-1)

Home 0-0
 Away..... 0-1
 Neutral..... 0-0
 Streak..... L1

Date Location Result
 Dec. 16, 2010..... Raleigh, N.C.....L, 58-71

vs. North Dakota (1-0)

Home 0-0
 Away..... 0-0
 Neutral..... 1-0
 Streak..... W1

Date Location Result
 Nov. 23, 2015..... FGCU..... W, 79-69

vs. North Dakota State (0-1)

Home 0-0



SERIES RECORDS BY OPPONENT

Away..... 0-0
 Neutral..... 0-1
 Streak..... L1
DateLocationResult
 Nov. 19, 2012.....Pittsburgh, Pa.....LOT, 80-83

vs. North Texas State (0-1)

Home 0-0
 Away..... 0-0
 Neutral..... 0-1
 Streak..... L1
DateLocationResult
 Dec. 21, 1985.....Lafayette, La.....L, 72-85

vs. Northeastern Illinois (6-7)

Home 4-3
 Away..... 2-4
 Neutral..... 0-0
 Streak..... L3
DateLocationResult
 Jan. 31, 1998.....Chicago.....W, 73-69
 Jan. 3, 1998.....Youngstown.....W, 74-53
 Feb. 17, 1997.....Youngstown.....L, 48-55
 Jan. 25, 1997.....Chicago.....L, 70-76
 Feb. 12, 1996.....Chicago.....L, 62-76
 Jan. 13, 1996.....Youngstown.....L, 54-56
 Feb. 6, 1995.....Youngstown.....W, 71-50
 Jan. 3, 1995.....Chicago.....L, 49-58
 Feb. 15, 1992.....Chicago.....L, 71-74
 Jan. 18, 1992.....Youngstown.....L, 60-72
 Feb. 16, 1991.....Youngstown.....W, 102-69
 Jan. 19, 1991.....Chicago.....W, 105-101
 Jan. 29, 1990.....Youngstown.....W, 95-79

vs. Northern Arizona (0-1)

Home 0-0
 Away..... 0-0
 Neutral..... 0-1
 Streak..... L1
DateLocationResult
 March 4, 1947.....Kansas City, Mo.....L, 45-49

vs. Northern Colorado (0-1)

Home 0-0
 Away..... 0-0
 Neutral..... 0-1
 Streak..... L1
DateLocationResult
 Nov. 24, 2017.....Sioux Falls.....L, 67-80

vs. Northern Illinois (1-3)

Home 1-1
 Away..... 0-2
 Neutral..... 0-0
 Streak..... L1
DateLocationResult
 Feb. 19, 1994.....DeKalb.....L, 57-84
 Jan. 29, 1994.....Youngstown.....W, 77-66
 March 1, 1993.....DeKalb.....L, 80-84
 Jan. 18, 1993.....Youngstown.....L, 82-88

vs. Northern Iowa (7-4)

Home 2-2
 Away..... 3-2
 Neutral..... 2-0

Streak..... W2
DateLocationResult
 Dec. 29, 2000.....Green Bay, Wis.....W, 54-46
 Dec. 22, 2000.....San Juan, P.R.....W, 79-76
 Dec. 17, 1988.....Cedar Falls.....L, 79-109
 Dec. 14, 1985.....Youngstown.....W, 64-62
 Dec. 1, 1984.....Cedar Falls.....W, 70-57
 Feb. 21, 1980.....Youngstown.....L, 65-70
 Jan. 26, 1980.....Cedar Falls.....W, 72-69
 Feb. 22, 1979.....Cedar Falls.....W, 63-61
 Jan. 27, 1979.....Youngstown.....L, 65-75
 Jan. 16, 1978.....Cedar Falls.....L, 65-77
 Jan. 5, 1977.....Youngstown.....W, 48-46

vs. Northern Kentucky (10-14)

Home 6-5
 Away..... 4-8
 Neutral..... 0-1
 Streak..... L2
DateLocationResult
 Feb. 26, 2022.....Highland Heights.....L, 61-75
 Jan. 13, 2022.....Youngstown.....L, 67-68
 Dec. 20, 2020.....Highland Heights.....W, 70-60
 Dec. 19, 2020.....Highland Heights.....L, 64-79
 Feb. 22, 2020.....Youngstown.....L, 59-61
 Jan. 16, 2020.....Highland Heights.....L, 63-88
 Feb. 21, 2019.....Highland Heights.....L, 69-76
 Jan. 19, 2019.....Youngstown.....L, 74-82
 Feb. 19, 2018.....Highland Heights.....L, 51-70
 Feb. 1, 2018.....Youngstown.....L, 85-95
 March 6, 2017.....Detroit, Mich.....L, 74-84
 Feb. 28, 2017.....Youngstown.....W, 81-77
 Jan. 5, 2017.....Highland Heights.....L, 70-83
 Feb. 27, 2016.....Youngstown.....W, 94-75
 Jan. 14, 2016.....Highland Heights.....L, 64-84
 Dec. 31, 2014.....Youngstown.....W, 78-74
 March 2, 1981.....Highland Heights.....W, 81-77
 Jan. 3, 1980.....Youngstown.....W, 88-77
 Jan. 8, 1979.....Highland Heights.....W, 69-60
 Jan. 25, 1978.....Youngstown.....W, 75-68
 Jan. 26, 1977.....Youngstown.....W, 69-67
 Jan. 17, 1977.....Highland Heights.....L, 65-81
 Feb. 23, 1976.....Highland Heights.....W, 85-70
 Jan. 9, 1976.....Youngstown.....L, 81-82

vs. Northern Michigan (2-4)

Home 1-2
 Away..... 1-2
 Neutral..... 0-0
 Streak..... W1
DateLocationResult
 Jan. 31, 1981.....Youngstown.....W, 66-62
 Jan. 10, 1981.....Marquette, Mich.....L, 67-77
 Feb. 23, 1980.....Youngstown.....L, 73-82
 Jan. 24, 1980.....Marquette, Mich.....L, 69-90
 Feb. 24, 1979.....Marquette, Mich.....W, 58-48
 Jan. 25, 1979.....Youngstown.....L, 68-75

vs. Northern (S.D.) State (1-0)

Home 0-0
 Away..... 0-0
 Neutral..... 1-0
 Streak..... W1
DateLocationResult
 March 10, 1959.....Kansas City, Mo.....W, 85-76

vs. Northwestern (0-4)

Home 0-1
 Away..... 0-3
 Neutral..... 0-0
 Streak..... L4
DateLocationResult
 Nov. 28, 1995.....Chicago.....L, 61-67
 Dec. 13, 1994.....Chicago.....L, 62-71
 Dec. 15, 1993.....Youngstown.....L, 70-86
 Dec. 5, 1992.....Chicago.....L, 57-87

vs. Notre Dame (0-3)

Home 0-0
 Away..... 0-3
 Neutral..... 0-0
 Streak..... L3
DateLocationResult
 Dec. 21, 2016.....Notre Dame.....L, 78-87
 Nov. 24, 2007.....Notre Dame.....L, 75-87
 Nov. 26, 1996.....Notre Dame.....L, 48-69

vs. Notre Dame College (1-0)

Home 1-0
 Away..... 0-0
 Neutral..... 0-0
 Streak..... W1
DateLocationResult
 Nov. 15, 2011.....Youngstown.....W, 80-62

vs. Oakland (10-20)

Home 7-6
 Away..... 2-14
 Neutral..... 1-0
 Streak..... W1
DateLocationResult
 Feb. 9, 2022.....Youngstown.....W, 78-71
 Jan. 1, 2022.....Rochester.....L, 72-87
 Jan. 16, 2021.....Rochester.....L, 74-81
 Jan. 15, 2021.....Rochester.....L, 65-82
 Feb. 15, 2020.....Rochester.....L, 64-72
 Jan. 9, 2020.....Youngstown.....W, 61-60
 March 6, 2019.....Rochester.....L, 84-88
 Jan. 31, 2019.....Rochester.....W, 75-74
 Dec. 30, 2018.....Youngstown.....L, 74-76
 Feb. 14, 2018.....Youngstown.....W, 75-73
 Jan. 10, 2018.....Rochester.....L, 82-95
 March 4, 2017.....Detroit, Mich.....W, 81-80
 Feb. 21, 2017.....Rochester.....L, 72,101
 Feb. 2, 2017.....Youngstown.....L, 76-90
 Feb. 4, 2016.....Youngstown.....L, 85-107
 Jan. 4, 2016.....Rochester.....W, 100-98
 Feb. 25, 2015.....Rochester.....L, 71-82
 Feb. 1, 2015.....Youngstown.....L, 80-96
 March 4, 2014.....Rochester.....LOT, 92-96
 March 1, 2014.....Youngstown.....L, 81-87
 Jan. 31, 2014.....Rochester.....L, 85-86
 March 19, 2013.....Youngstown.....W, 99-87
 Dec. 20, 2003.....Youngstown.....L, 67-70
 Jan. 6, 2003.....Rochester.....L, 70-75
 Feb. 22, 2001.....Youngstown.....W, 88-84
 Nov. 30, 2000.....Rochester.....L, 62-63
 Jan. 29, 2000.....Youngstown.....W, 68-65
 Jan. 8, 2000.....Rochester.....L, 66-85
 Jan. 23, 1999.....Rochester.....L, 87-89



SERIES RECORDS BY OPPONENT

Jan. 4, 1999 Youngstown W, 71-55

vs. Oberlin (5-2)

Home 4-2

Away 1-0

Neutral 0-0

Streak W3

Date Location Result

Dec. 3, 2016 Youngstown W, 87-72

Nov. 16, 2014 Youngstown W, 71-53

Dec. 21, 1935 Youngstown W, 36-31

Dec. 20, 1933 Oberlin, Ohio W, 44-27

Dec. 19, 1931 Youngstown L, 9-30

Dec. 21, 1928 Youngstown W, 12-8

Jan. 2, 1928 Youngstown L, 19-20

vs. Ohio (4-14)

Home 3-6

Away 1-8

Neutral 0-0

Streak L7

Date Location Result

Dec. 20, 1993 Athens L, 42-85

Nov. 30, 1991 Youngstown L, 62-72

Dec. 17, 1990 Athens L, 70-85

Dec. 18, 1989 Youngstown L, 95-96

Dec. 19, 1988 Athens L, 86-90

Dec. 15, 1987 Youngstown L, 60-68

Dec. 17, 1986 Athens L, 63-82

Dec. 13, 1980 Youngstown W, 93-85

Dec. 22, 1979 Athens W, 72-68

Dec. 16, 1978 Youngstown L, 71-86

Dec. 3, 1977 Athens L, 64-67

Dec. 2, 1972 Youngstown L, 59-68

Feb. 3, 1962 Youngstown L, 63-80

Dec. 3, 1960 Athens L, 74-87

Dec. 18, 1950 Youngstown W, 73-64

Feb. 10, 1942 Athens L, 40-42

Dec. 20, 1941 Youngstown W, 57-46

Dec. 6, 1940 Athens L, 25-41

vs. Ohio Chiropody (3-5)

Home 1-3

Away 2-2

Neutral 0-0

Streak L1

Date Location Result

Feb. 3, 1939 Cleveland, Ohio L, 23-25

Jan. 13, 1938 Youngstown W, 47-28

Feb. 2, 1935 Cleveland, Ohio W, 29-27

Dec. 1, 1934 Youngstown L, 31-33

Feb. 18, 1933 Youngstown L, 32-51

Dec. 22, 1932 Cleveland, Ohio L, 34-36

Dec. 8, 1931 Youngstown L, 23-36

Jan. 26, 1929 Cleveland, Ohio W, 42-16

vs. Ohio Dominican (4-0)

Home 4-0

Away 0-0

Neutral 0-0

Streak W4

Date Location Result

Dec. 1, 1983 Youngstown W, 104-37

Dec. 17, 1973 Youngstown W, 97-63

Feb. 3, 1973 Youngstown W, 61-51

Dec. 21, 1971 Youngstown W, 97-72

vs. Ohio State (0-5)

Home 0-0

Away 0-5

Neutral 0-0

Streak L5

Date Location Result

Dec. 18, 2018 Columbus L, 56-75

Dec. 20, 2016 Columbus L, 40-77

Nov. 24, 2006 Columbus L, 57-91

Dec. 1, 1990 Columbus L, 67-112

Dec. 16, 1982 Columbus L, 53-81

vs. Ohio Wesleyan (1-0)

Home 1-0

Away 0-0

Neutral 0-0

Streak W1

Date Location Result

Dec. 13, 1971 Youngstown W, 88-57

vs. Oral Roberts (5-7)

Home 3-1

Away 1-3

Neutral 1-3

Streak L1

Date Location Result

March 4, 2001 Fort Wayne, Ind. L, 70-73

Feb. 8, 2001 Youngstown W, 82-70

Dec. 2, 2000 Tulsa W, 63-62

March 5, 2000 Moline, Ill. L, 59-67

Feb. 24, 2000 Youngstown L, 80-83

Jan. 22, 2000 Tulsa L, 63-79

March 1, 1999 Moline, Ill. L, 58-72

Feb. 18, 1999 Tulsa L, 68-72

Jan. 16, 1999 Youngstown W, 76-69

March 2, 1998 Moline, Ill. W, 74-60

Feb. 7, 1998 Youngstown W, 90-69

Jan. 8, 1998 Tulsa L, 81-104

vs. Parsons (1-0)

Home 1-0

Away 0-0

Neutral 0-0

Streak W1

Date Location Result

Feb. 6, 1965 Youngstown W, 91-84

vs. Penn State (0-2)

Home 0-0

Away 0-2

Neutral 0-0

Streak L2

Date Location Result

Nov. 10, 2021 State College, Pa. L, 59-75

Nov. 23, 2011 State College, Pa. L, 71-82

vs. Philadelphia Textile (10-6)

Home 7-2

Away 3-3

Neutral 0-1

Streak W3

Date Location Result

Jan. 28, 1981 Youngstown W, 43-42

Jan. 14, 1980 Philadelphia, Pa. W, 76-65

Jan. 31, 1979 Youngstown W, 66-56

Jan. 10, 1978 Philadelphia, Pa. L, 65-73

Jan. 8, 1977 Youngstown W, 62-60

Jan. 10, 1976 Philadelphia, Pa. L, 64-76

Jan. 11, 1975 Youngstown W, 69-61

Jan. 30, 1974 Philadelphia, Pa. W, 93-76

Jan. 31, 1973 Youngstown W, 50-61

March 6, 1970 Reading, Pa. L, 52-79

Dec. 14, 1968 Youngstown W, 72-60

Feb. 17, 1968 Philadelphia, Pa. L, 73-95

Dec. 17, 1966 Youngstown L, 70-71

Jan. 30, 1965 Youngstown W, 104-81

Feb. 19, 1964 Philadelphia, Pa. W, 50-49

Feb. 14, 1963 Youngstown L, 50-63

vs. Pittsburgh (1-8)

Home 1-1

Away 0-7

Neutral 0-0

Streak L5

Date Location Result

Nov. 6, 2018 Pittsburgh L, 53-69

Dec. 14, 2012 Pittsburgh L, 73-91

Nov. 28, 2009 Pittsburgh L, 56-72

Dec. 13, 2003 Pittsburgh L, 42-57

Nov. 27, 1993 Pittsburgh L, 66-112

Dec. 21, 1976 Youngstown W, 78-73

Jan. 8, 1975 Pittsburgh L, 62-88

Feb. 16, 1974 Youngstown L, 71-91

Feb. 29, 1972 Pittsburgh L, 66-82

vs. Pitt-Bradford (1-0)

Home 1-0

Away 0-0

Neutral 0-0

Streak W1

Date Location Result

Feb. 24, 1992 Youngstown W, 107-68

vs. Pitt-Johnstown (0-1)

Home 0-0

Away 0-1

Neutral 0-0

Streak L1

Date Location Result

Feb. 22, 1992 Youngstown L, 74-78

vs. Point Park (2-0)

Home 2-0

Away 0-0

Neutral 0-0

Streak W2

Date Location Result

Dec. 9, 2020 Youngstown W, 72-52

Nov. 28, 1990 Youngstown W, 127-65

vs. Prairie View A&M (0-1)

Home 0-1

Away 0-0

Neutral 0-0

Streak L1

Date Location Result

Dec. 29, 1988 Youngstown L, 74-84



SERIES RECORDS BY OPPONENT

vs. Purdue (0-2)

Home 0-0
 Away..... 0-2
 Neutral..... 0-0
 Streak..... L2

Date Location Result

Dec. 12, 2015..... Purdue L, 64-95
 Dec. 17, 1983..... West LafayetteL, 54-65

vs. Purdue Fort Wayne (4-4)

Home 4-1
 Away..... 0-3
 Neutral..... 0-0
 Streak..... L2

Date Location Result

Jan. 23, 2022..... Fort WayneL, 71-82
 Jan. 7, 2022 YoungstownL, 61-71
 Feb. 13, 2021 Youngstown W, 72-70
 Feb. 12, 2021 Youngstown W, 84-78
 Jan. 15, 2005..... Fort WayneL, 59-79
 Jan. 31, 2004..... Youngstown W, 71-61
 Feb. 8, 2003..... Fort WayneL, 63-65
 Feb. 23, 2002 Youngstown W, 78-71

vs. Quincy (Ill.) (2-2)

Home 1-0
 Away..... 0-2
 Neutral..... 1-0
 Streak..... W1

Date Location Result

Dec. 3, 1964 Youngstown W, 83-77
 Dec. 30, 1959..... Quincy, Ill.....L, 85-89
 Dec. 30, 1958..... Quincy, Ill.L, 90-96
 March 11, 1958.. Kansas City, Mo..... W, 88-68

vs. Radford (2-1)

Home 2-0
 Away..... 0-1
 Neutral..... 0-0
 Streak..... L1

Date Location Result

Feb. 8, 1992..... Radford.....L, 58-70
 Dec. 21, 1991 Youngstown W, 75-70
 Dec. 30, 1987 Youngstown W, 73-64

vs. Randolph-Macon (1-1)

Home 1-0
 Away..... 0-0
 Neutral..... 1-0
 Streak..... L1

Date Location Result

March 7, 1977 YoungstownL, 68-71
 March 5, 1966 Akron, Ohio..... W, 94-63

vs. Rider (0-2)

Home 0-0
 Away..... 0-2
 Neutral..... 0-0
 Streak..... L2

Date Location Result

Feb. 12, 1937 Lawrenceville, N.J.L, 27-36
 Feb. 29, 1936 Lawrenceville, N.J.L, 29-36

vs. Rio Grande (1-0)

Home 0-0

Away..... 1-0
 Neutral..... 0-0
 Streak..... W1

Date Location Result

Jan. 29, 1948..... Rio Grande, Ohio..... W, 78-63

vs. Robert Morris (12-13)

Home 5-7
 Away..... 7-6
 Neutral..... 0-0
 Streak..... L2

Date Location Result

March 1, 2022 YoungstownL, 73-77
 Feb. 13, 2022 YoungstownL, 68-73
 Jan. 5, 2022 Moon Township..... W, 64-60
 Feb. 6, 2021 Moon Township..WOT, 70-66
 Feb. 5, 2021 Moon Township..WOT, 84-78
 Dec. 4, 2019 Youngstown W, 81-70
 Nov. 28, 2018..... Moon Township.....L, 56-76
 Nov. 29, 2017 YoungstownL, 74-81
 Nov. 30, 2016 Moon Township..... W, 75-74
 Dec. 2, 2015 Youngstown W, 65-58
 Dec. 2, 2014 Moon Township W, 89-81
 Dec. 4, 2013 Youngstown W, 84-76
 Dec. 22, 2011 YoungstownL, 56-59
 Dec. 11, 2010..... Moon Township.....L, 60-90
 Dec. 30, 2009..... YoungstownL, 67-72
 Nov. 28, 2008..... Moon Township.....L, 72-74
 Dec. 17, 2007 YoungstownL, 71-74
 Dec. 16, 2006..... Moon Township.....L, 78-79
 Dec. 19, 2001 YoungstownL, 80-87
 Jan. 2, 2001 Moon Township..... W, 69-56
 Dec. 21, 1995..... Moon Township..... W, 66-59
 Jan. 16, 1995..... Youngstown W, 61-59
 Dec. 7, 1991 Moon Township.....L, 64-75
 Dec. 8, 1990 Youngstown W, 80-68
 Dec. 9, 1989 Moon Township.....L, 74-92

vs. Rochester (1-0)

Home 1-0
 Away..... 0-0
 Neutral..... 0-0
 Streak..... W1

Date Location Result

Feb. 8, 2021 Youngstown W, 60-50

vs. Rockhurst (1-0)

Home 0-0
 Away..... 0-0
 Neutral..... 1-0
 Streak..... W1

Date Location Result

Dec. 27, 1958..... Quincy, Ill. W, 77-71

vs. Samford (3-0)

Home 2-0
 Away..... 1-0
 Neutral..... 0-0
 Streak..... W3

Date Location Result

Nov. 12, 2011 Birmingham, Ala. W, 76-69
 Nov. 12, 2010..... Youngstown W, 64-61
 Dec. 28, 1974..... Youngstown W, 83-77

vs. San Diego (1-0)

Home 1-0

Away..... 0-0
 Neutral..... 0-0
 Streak..... W1

Date Location Result

Jan. 9, 1971 Youngstown W, 75-57

vs. San Francisco State (3-2)

Home 3-2
 Away..... 0-0
 Neutral..... 0-0
 Streak..... L2

Date Location Result

Dec. 13, 1973 YoungstownL, 81-84
 Dec. 23, 1972..... YoungstownL, 62-80
 Jan. 26, 1970..... Youngstown W, 89-50
 Dec. 27, 1968..... Youngstown W, 79-66
 Dec. 15, 1966..... Youngstown W, 93-71

vs. Saint Francis (Pa.) (17-22)

Home 10-9
 Away..... 7-13
 Neutral..... 0-0
 Streak..... W4

Date Location Result

Nov. 16, 2012..... Youngstown W, 75-60
 Nov. 26, 2011..... Loretto W, 60-59
 Nov. 27, 2010..... Youngstown W, 91-63
 Dec. 16, 2009..... Loretto W, 74-65
 Nov. 29, 2008..... YoungstownL, 65-66
 Nov. 28, 2007..... Loretto W, 70-65
 Nov. 19, 2005..... LorettoL, 58-71
 Dec. 29, 2004..... YoungstownL, 56-70
 Nov. 29, 2003..... Youngstown W, 77-61
 Dec. 4, 2002 LorettoL, 56-70
 Nov. 18, 2000..... Loretto W, 64-63
 Dec. 22, 1999..... YoungstownL, 69-72
 Dec. 22, 1997..... Youngstown W, 75-69
 Nov. 15, 1997..... LorettoL, 46-60
 Dec. 3, 1996 LorettoL, 58-65
 Nov. 30, 1996..... YoungstownL, 56-72
 Feb. 5, 1990..... Youngstown W, 95-85
 Jan. 2, 1990 LorettoL, 85-97
 Dec. 30, 1978..... YoungstownL, 67-70
 Jan. 3, 1962 YoungstownL, 57-73
 Dec. 16, 1961..... LorettoL, 63-71
 Feb. 20, 1961 Youngstown W, 75-71
 Jan. 21, 1961 LorettoL, 56-77
 Feb. 10, 1960 YoungstownL, 70-89
 Dec. 19, 1959..... Loretto L, 66-102
 Feb. 21, 1959 LorettoL, 80-91
 Jan. 7, 1959 Youngstown W, 87-78
 Feb. 21, 1958 LorettoL, 52-55
 Feb. 25, 1957 Youngstown W, 76-67
 Jan. 15, 1951 YoungstownL, 72-74
 Jan. 21, 1950..... LorettoL, 74-77
 Dec. 6, 1948 Youngstown W, 58-43
 March 3, 1948 LorettoL, 45-53
 Feb. 19, 1947 YoungstownL, 49-56
 Jan. 25, 1947 Loretto W, 52-48
 Feb. 7, 1941 Loretto W, 62-58
 Feb. 20, 1940 Youngstown W, 46-28
 Jan. 21, 1932..... Loretto W, 19-15
 Jan. 11, 1932..... LorettoL, 15-29



SERIES RECORDS BY OPPONENT

vs. Saint Louis (0-5)

Home 0-3
 Away..... 0-2
 Neutral..... 0-0
 Streak..... L5

Date Location Result

Jan. 4, 1989 Youngstown L, 64-77
 Jan. 28, 1988 St. Louis L, 52-74
 Feb. 2, 1987 Youngstown L, 76-85
 Feb. 3, 1986 Youngstown L, 61-78
 Nov. 30, 1985 St. Louis L, 58-76

vs. St. Bonaventure (1-6)

Home 0-2
 Away..... 1-4
 Neutral..... 0-0
 Streak..... L4

Date Location Result

Dec. 10, 2005 Olean L, 58-66
 Jan. 26, 1952 Olean L, 50-76
 Jan. 3, 1951 Youngstown L, 50-67
 Jan. 10, 1949 Youngstown L, 38-56
 Jan. 18, 1947 Olean W, 58-50
 Jan. 17, 1941 Olean L, 33-53
 Jan. 10, 1940 Olean L, 35-40

vs. St. John's (0-2)

Home 0-0
 Away..... 0-2
 Neutral..... 0-0
 Streak..... L2

Date Location Result

Dec. 21, 2013 Jamaica L, 87-96
 Nov. 29, 1986 Jamaica L, 65-75

vs. St. Joseph's (Ind.) (1-1)

Home 1-0
 Away..... 0-0
 Neutral..... 0-1
 Streak..... L1

Date Location Result

Dec. 18, 1976 Youngstown W, 99-73
 March 7, 1975 Charleston, Ill. L, 78-96

vs. St. Joseph's (Pa.) (1-0)

Home 1-0
 Away..... 0-0
 Neutral..... 0-0
 Streak..... W1

Date Location Result

March 4, 1942 Youngstown W, 52-51

vs. St. Lawrence (0-2)

Home 0-1
 Away..... 0-1
 Neutral..... 0-0
 Streak..... L2

Date Location Result

Jan. 8, 1940 Canton, N.Y. L, 39-47
 Feb. 8, 1939 Youngstown L, 37-45

vs. St. Mary's (Calif.) (0-2)

Home 0-1
 Away..... 0-0
 Neutral..... 0-1

Streak..... L2

Date Location Result

Dec. 12, 1998 Missoula, Mont. L, 53-88
 Dec. 22, 1973 Youngstown L, 71-91

vs. St. Mary's (Mich.) (1-0)

Home 1-0
 Away..... 0-0
 Neutral..... 0-0
 Streak..... W1

Date Location Result

Dec. 8, 1985 Youngstown W, 95-51

vs. St. Norbert (1-0)

Home 1-0
 Away..... 0-0
 Neutral..... 0-0
 Streak..... W1

Date Location Result

Feb. 3, 1969 Youngstown W, 92-70

vs. St. Peter's (N.J.) (2-2)

Home 1-1
 Away..... 1-1
 Neutral..... 0-0
 Streak..... W2

Date Location Result

Nov 21, 2009 Jersey City W, 68-56
 Feb. 21, 2009 Youngstown W, 68-64
 Jan. 5, 1993 Youngstown L, 67-79
 Dec. 23, 1992 Jersey City L, 68-81

vs. St. Thomas Aquinas (0-1)

Home 0-0
 Away..... 0-1
 Neutral..... 0-0
 Streak..... W1

Date Location Result

Feb. 28, 1936 Sparkill, N.Y. L, 31-41

vs. St. Thomas (Minn.) (1-0)

Home 1-0
 Away..... 0-0
 Neutral..... 0-0
 Streak..... W1

Date Location Result

Nov. 19, 2021 Youngstown W, 79-75

vs. St. Vincent (36-21)

Home 23-9
 Away..... 13-12
 Neutral..... 0-0
 Streak..... W11

Date Location Result

Dec. 29, 1990 Youngstown W, 83-68
 Dec. 6, 1980 Latrobe, Pa. W, 75-57
 Dec. 8, 1979 Youngstown W, 74-56
 Feb. 26, 1972 Latrobe, Pa. W, 91-57
 Dec. 4, 1971 Youngstown W, 71-53
 Feb. 27, 1971 Latrobe, Pa. W, 86-64
 Dec. 2, 1970 Youngstown W, 105-73
 Feb. 18, 1970 Latrobe, Pa. W, 87-70
 Dec. 6, 1969 Youngstown W, 91-65
 Feb. 22, 1969 Latrobe, Pa. W, 77-76
 Nov. 30, 1968 Youngstown W, 83-71

Feb. 24, 1968 Latrobe, Pa. L, 73-80

Feb. 15, 1968 Youngstown W, 115-73

Feb. 25, 1967 Latrobe, Pa. W, 70-60

Jan. 5, 1967 Youngstown W, 133-83

Feb. 26, 1966 Latrobe, Pa. W, 82-63

Feb. 15, 1965 Youngstown W, 87-63

Feb. 12, 1964 Youngstown W, 101-62

Jan. 8, 1964 Latrobe, Pa. W, 99-51

Feb. 16, 1963 Latrobe, Pa. W, 83-39

Jan. 12, 1963 Youngstown W, 70-42

Feb. 17, 1962 Latrobe, Pa. W, 60-56

Dec. 14, 1961 Youngstown W, 91-72

Feb. 4, 1961 Youngstown W, 104-67

Dec. 14, 1960 Latrobe, Pa. W, 60-59

Feb. 13, 1960 Latrobe, Pa. L, 56-64

Dec. 16, 1959 Youngstown W, 76-69

Dec. 18, 1958 Youngstown W, 103-72

Jan. 16, 1958 Latrobe, Pa. L, 67-99

Jan. 7, 1957 Youngstown W, 88-63

Feb. 20, 1956 Latrobe, Pa. L, 73-75

Jan. 16, 1956 Youngstown L, 64-70

Feb. 9, 1955 Youngstown L, 60-81

Jan. 8, 1955 Youngstown W, 90-72

Feb. 25, 1947 Youngstown W, 71-46

Feb. 12, 1947 Youngstown W, 59-49

Feb. 3, 1943 Youngstown W, 61-46

Jan. 23, 1943 Latrobe, Pa. W, 63-36

Feb. 24, 1940 Youngstown L, 38-39

March 4, 1939 Youngstown W, 47-37

Feb. 11, 1939 Latrobe, Pa. L, 27-42

Feb. 11, 1938 Youngstown L, 32-46

Jan. 9, 1938 Latrobe, Pa. L, 25-37

Feb. 19, 1937 Youngstown L, 35-41

Jan. 9, 1937 Latrobe, Pa. L, 19-37

Feb. 27, 1936 Latrobe, Pa. L, 35-48

Jan. 25, 1936 Youngstown L, 36-49

Feb. 8, 1935 Youngstown W, 40-34

Jan. 12, 1935 Latrobe, Pa. L, 18-33

Feb. 13, 1934 Youngstown L, 29-37

Jan. 13, 1934 Latrobe, Pa. L, 15-21

Feb. 21, 1932 Youngstown L, 15-28

Jan. 11, 1932 Latrobe, Pa. L, 15-29

Feb. 14, 1931 Latrobe, Pa. L, 30-41

Feb. 6, 1931 Youngstown L, 29-47

Feb. 22, 1930 Latrobe, Pa. W, 21-19

Jan. 24, 1930 Youngstown W, 22-21

vs. Saginaw Valley (1-0)

Home 1-0
 Away..... 0-0
 Neutral..... 0-0
 Streak..... W1

Date Location Result

Nov. 26, 1977 Youngstown W, 68-67

vs. Siena (1-2)

Home 1-1
 Away..... 0-1
 Neutral..... 0-0
 Streak..... L2

Date Location Result

Dec. 28, 2005 Albany L, 67-75

Dec. 14, 2004 Youngstown L, 78-79

Jan. 18, 1997 Youngstown W, 70-65



SERIES RECORDS BY OPPONENT

vs. Shawnee State (1-0)

Home 1-0
 Away..... 0-0
 Neutral..... 0-0
 Streak..... W1

Date Location Result
 Dec. 13, 2002..... Youngstown W, 84-69

vs. Slippery Rock (16-8)

Home 13-5
 Away..... 3-5
 Neutral..... 0-0
 Streak..... W11

Date Location Result
 Dec. 29, 2007..... Youngstown W, 77-63
 Nov. 19, 2006..... Youngstown W, 95-57
 Nov. 23, 2005..... Youngstown W, 95-53
 Nov. 23, 2004..... Youngstown W, 78-60
 Dec. 3, 2003..... Youngstown W, 106-69
 Nov. 26, 2002..... Youngstown W, 73-52
 Nov. 20, 2001..... Youngstown W, 99-67
 Nov. 20, 2000..... Youngstown W, 85-59
 Nov. 19, 1999..... Youngstown W, 92-71
 Nov. 20, 1998..... Youngstown W, 69-40
 Nov. 18, 1997..... Youngstown W, 85-54
 Dec. 1, 1986..... Youngstown L, 90-96
 Feb. 16, 1957..... Slippery Rock..... W, 106-68
 Feb. 12, 1955..... Slippery Rock..... W, 97-95
 Feb. 10, 1954..... Youngstown W, 78-46
 Feb. 19, 1953..... Slippery Rock..... L, 57-81
 Feb. 13, 1952..... Youngstown W, 65-63
 Feb. 13, 1951..... Slippery Rock..... W, 79-61
 Jan. 23, 1934..... Youngstown L, 28-34
 Dec. 13, 1933..... Youngstown L, 29-30
 Feb. 5, 1933..... Slippery Rock..... L, 27-45
 Jan. 27, 1933..... Youngstown L, 24-38
 Feb. 16, 1932..... Slippery Rock..... L, 16-26
 Jan. 27, 1932..... Youngstown L, 19-32

vs. South Alabama (1-3)

Home 1-0
 Away..... 0-3
 Neutral..... 0-0
 Streak..... L3

Date Location Result
 Nov. 19, 2016..... Mobile..... L, 75-84
 Dec. 15, 1986..... Mobile..... L, 63-72
 Dec. 17, 1985..... Mobile..... L, 63-69
 Dec. 15, 1984..... Youngstown W, 74-73

vs. South Carolina (0-1)

Home 0-0
 Away..... 0-1
 Neutral..... 0-0
 Streak..... L1

Date Location Result
 Jan. 21, 1989..... Columbia..... L, 78-92

vs. South Carolina State (2-0)

Home 1-0
 Away..... 0-0
 Neutral..... 1-0
 Streak..... W2

Date Location Result
 Dec. 27, 1986..... Youngstown W, 84-64

March 11, 1961 Crawfordsville, Ind..... W, 96-82

vs. South Carolina-Upstate (1-0)

Home 0-0
 Away..... 1-0
 Neutral..... 0-0
 Streak..... W1

Date Location Result
 Nov. 23, 2019..... Spartanburg..... W, 66-61

vs. South Dakota (2-1)

Home 1-0
 Away..... 1-0
 Neutral..... 0-1
 Streak..... L1

Date Location Result
 Nov. 27, 2017..... Sioux Falls L, 53-81
 Dec. 5, 2014..... Vermillion W, 87-79
 Dec. 29, 2013..... Youngstown W, 85-59

vs. South Florida (0-2)

Home 0-0
 Away..... 0-2
 Neutral..... 0-0
 Streak..... W2

Date Location Result
 Dec. 18, 2012..... Tampa..... L, 54-72
 Dec. 18, 1984..... Tampa..... L, 56-63

vs. Southeast Missouri State (2-0)

Home 1-0
 Away..... 1-0
 Neutral..... 0-0
 Streak..... W2

Date Location Result
 Nov. 13, 2021..... Cape Girardeau..... W, 97-79
 Dec. 15, 2019..... Youngstown W, 65-50

vs. Southeast Oklahoma (0-1)

Home 0-0
 Away..... 0-0
 Neutral..... 0-1
 Streak..... L1

Date Location Result
 March 14, 1957.. Kansas City, Mo..... L, 65-69

vs. Southern Illinois (0-1)

Home 0-0
 Away..... 0-0
 Neutral..... 0-1
 Streak..... L1

Date Location Result
 Dec. 28, 1959..... Quincy, Ill. L, 66-85

vs. SIU-Edwardsville (1-1)

Home 1-1
 Away..... 0-0
 Neutral..... 0-0
 Streak..... L1

Date Location Result
 Nov. 20, 2021..... Youngstown L, 66-69
 Dec. 19, 1975..... Youngstown W, 79-62

vs. Southern (Calif.) (1-0)

Home 1-0

Away..... 0-0

Neutral..... 0-0

Streak..... W1

Date Location Result
 Dec. 7, 1974..... Youngstown W, 107-66

vs. Southern Miss (0-1)

Home 0-0
 Away..... 0-1
 Neutral..... 0-1
 Streak..... L1

Date Location Result
 Nov. 25, 2017..... Sioux Falls L, 64-71

vs. Southern Utah (5-4)

Home 4-0
 Away..... 0-4
 Neutral..... 1-0
 Streak..... L1

Date Location Result
 Feb. 15, 2001..... Cedar City L, 58-85
 Jan. 13, 2001..... Youngstown W, 73-67
 Feb. 12, 2000..... Cedar City L, 76-85
 Dec. 2, 1999..... Youngstown W, 76-72
 Feb. 28, 1999..... Moline, Ill. W, 78-56
 Feb. 6, 1999..... Youngstown W, 75-57
 Dec. 3, 1998..... Cedar City L, 53-65
 Feb. 5, 1998..... Youngstown W, 66-50
 Jan. 10, 1998..... Cedar City L, 80-86

vs. SE Louisiana (1-1)

Home 1-0
 Away..... 0-0
 Neutral..... 1-0
 Streak..... W2

Date Location Result
 Dec. 4, 2005..... Springfield, Mo..... L, 55-77
 Dec. 5, 1987..... Huntington, W. Va. W, 54-51

vs. Stetson (1-0)

Home 0-0
 Away..... 1-0
 Neutral..... 0-0
 Streak..... W1

Date Location Result
 Dec. 21, 1996..... at DeLand, Fla. W, 72-54

vs. Steubenville (28-16)

Home 17-6
 Away..... 10-10
 Neutral..... 1-0
 Streak..... W6

Date Location Result
 Feb. 16, 1980..... Steubenville W, 73-58
 Dec. 1, 1979..... Youngstown W, 99-81
 Jan. 23, 1978..... Steubenville W, 90-55
 Jan. 7, 1978..... Youngstown W, 96-60
 Feb. 2, 1977..... Steubenville W, 72-63
 Jan. 12, 1977..... Youngstown W, 84-71
 Jan. 31, 1976..... Youngstown L, 66-68
 Jan. 19, 1976..... Steubenville W, 86-76
 Feb. 26, 1975..... Youngstown W, 80-73
 Jan. 29, 1975..... Steubenville W, 95-88
 Feb. 23, 1974..... Youngstown L, 50-53
 Jan. 23, 1974..... Steubenville L, 34-47



SERIES RECORDS BY OPPONENT

Feb. 17, 1973 Youngstown W, 66-56
 Jan. 25, 1973 Steubenville L, 42-47
 Feb. 18, 1972 Youngstown W, 86-61
 Jan. 27, 1972 Steubenville W, 88-55
 Feb. 23, 1971 Youngstown W, 85-68
 Jan. 20, 1971 Steubenville L, 57-66
 Feb. 24, 1970 Youngstown W, 66-56
 Jan. 31, 1970 Steubenville W, 86-52
 Feb. 5, 1969 Steubenville W, 75-74
 Jan. 15, 1969 Youngstown W, 88-65
 Feb. 8, 1965 Youngstown L, 49-62
 Jan. 13, 1965 Steubenville L, 48-50
 Jan. 22, 1964 Youngstown W, 64-61
 Dec. 17, 1963 Geneva, W. Va. W, 64-48
 Feb. 9, 1963 Youngstown W, 77-49
 Jan. 9, 1963 Steubenville L, 45-63
 Feb. 10, 1962 Steubenville W, 60-52
 Jan. 13, 1962 Youngstown L, 61-68
 Feb. 11, 1961 Youngstown W, 74-73
 Jan. 13, 1961 Steubenville W, 58-53
 Feb. 22, 1960 Steubenville L, 40-42
 Jan. 11, 1960 Youngstown W, 79-69
 Jan. 13, 1958 Steubenville L, 57-85
 Dec. 28, 1957 Youngstown L, 55-57
 March 5, 1957 Youngstown W, 59-58
 Feb. 13, 1957 Youngstown W, 76-66
 Jan. 4, 1956 Steubenville L, 60-83
 Dec. 5, 1955 Youngstown W, 80-66
 Feb. 26, 1955 Steubenville L, 73-86
 Jan. 13, 1955 Youngstown L, 57-71
 Dec. 17, 1953 Steubenville L, 67-76
 Jan. 9, 1952 Youngstown W, 69-46
 Jan. 13, 1951 Steubenville W, 84-49

vs. Susquehanna (2-0)

Home 1-0
 Away 0-0
 Neutral 1-0
 Streak W2

Date Location Result
 Jan. 29, 1966 Selingsgrove, Pa. W, 92-64
 Jan. 9, 1965 Youngstown W, 84-69

vs. Tennessee-Chattanooga (1-0)

Home 0-0
 Away 1-0
 Neutral 0-0
 Streak W1

Date Location Result
 Dec. 30, 1999 Chattanooga W, 62-58

vs. Tennessee State (3-8)

Home 2-2
 Away 0-4
 Neutral 1-2
 Streak W2

Date Location Result
 Dec. 29, 1999 Chattanooga, Tenn. W, 80-73
 Dec. 28, 1991 Youngstown W, 81-73
 Jan. 7, 1989 Nashville L, 78-82
 Feb. 24, 1988 Nashville L, 65-90
 Dec. 19, 1987 Youngstown W, 66-65
 Jan. 25, 1967 Nashville L, 56-71
 Feb. 14, 1966 Youngstown L, 52-67
 Feb. 15, 1960 Youngstown L, 71-94

Jan. 30, 1960 Nashville L, 76-104
 March 11, 1959 Kansas City, Mo. L, 80-89
 Dec. 29, 1958 Quincy, Ill. L, 73-103

vs. Tennessee Tech (8-10)

Home 5-4
 Away 2-6
 Neutral 1-0
 Streak L2

Date Location Result
 Feb. 20, 1988 Cookeville L, 71-81
 Jan. 18, 1988 Youngstown L, 59-79
 Feb. 7, 1987 Cookeville W, 74-65
 Jan. 26, 1987 Youngstown W, 115-87
 March 3, 1986 Youngstown L, 68-71
 Feb. 8, 1986 Youngstown W, 63-55
 Jan. 27, 1986 Cookeville L, 55-67
 Feb. 25, 1985 Cookeville L, 54-64
 Jan. 21, 1985 Youngstown W, 68-67
 March 9, 1984 Morehead, Ky. W, 63-55
 Feb. 24, 1984 Youngstown W, 80-64
 Jan. 21, 1984 Cookeville L, 72-77
 March 5, 1984 Cookeville L, 57-70
 Dec. 20, 1983 Youngstown L, 74-76
 Feb. 4, 1982 Youngstown L, 49-66
 Jan. 7, 1982 Cookeville W, 76-60
 Feb. 21, 1981 Youngstown W, 69-59
 Feb. 9, 1981 Cookeville L, 59-61

vs. Texas Southern (1-0)

Home 1-0
 Away 0-0
 Neutral 0-0
 Streak W1

Date Location Result
 Dec. 12, 1966 Youngstown W, 83-75

vs. Thiel (14-4)

Home 10-2
 Away 4-2
 Neutral 0-0
 Streak W13

Date Location Result
 Nov. 5, 2019 Youngstown W, 101-53
 Nov. 25, 2015 Youngstown W, 69-55
 Dec. 7, 2014 Youngstown W, 70-45
 Nov. 20, 2013 Youngstown W, 82-58
 Nov. 29, 1989 Youngstown W, 80-59
 Feb. 25, 1941 Greenville, Pa. W, 74-58
 Feb. 5, 1941 Youngstown W, 52-35
 Feb. 14, 1939 Youngstown W, 39-25
 Feb. 7, 1939 Greenville, Pa. W, 39-35
 Feb. 15, 1938 Greenville, Pa. W, 44-27
 Jan. 21, 1938 Youngstown W, 36-26
 Feb. 16, 1937 Greenville, Pa. W, 44-41
 Jan. 22, 1937 Youngstown W, 35-25
 Feb. 14, 1936 Greenville, Pa. L, 32-34
 Jan. 14, 1936 Youngstown L, 29-34
 Jan. 16, 1935 Youngstown W, 41-40
 Dec. 11, 1934 Greenville, Pa. L, 28-30
 Dec. 14, 1927 Youngstown L, 24-53

vs. Thomas More (1-1)

Home 1-0
 Away 0-1

Neutral 0-0
 Streak W1

Date Location Result
 Dec. 30, 1994 Youngstown W, 79-54
 Feb. 9, 1970 Crestview Hills, Ky. L, 59-77

vs. Toledo (2-11)

Home 2-4
 Away 0-7
 Neutral 0-0
 Streak L3

Date Location Result
 Nov. 15, 2017 Toledo L, 98-103
 Nov. 18, 2015 Youngstown L, 78-100
 Dec. 17, 2011 Toledo L, 77-86
 Nov. 24, 2010 Youngstown W, 73-67
 Nov. 26, 2003 Toledo L, 74-78
 Nov. 30, 2002 Youngstown W, 69-61
 Dec. 8, 2001 Toledo L, 65-79
 Dec. 20, 1999 Youngstown L, 57-63
 Dec. 30, 1997 Toledo L, 51-54
 Feb. 17, 1943 Youngstown L, 39-62
 Dec. 19, 1942 Toledo L, 51-76
 Feb. 18, 1942 Youngstown L, 43-80
 Feb. 5, 1942 Toledo L, 32-88

vs. Toledo DeSales (2-0)

Home 1-0
 Away 1-0
 Neutral 0-0
 Streak W2

Date Location Result
 Jan. 9, 1941 Youngstown W, 62-50
 Dec. 8, 1939 Toledo W, 42-40

vs. Toronto (1-0)

Home 1-0
 Away 0-0
 Neutral 0-0
 Streak W1

Date Location Result
 Dec. 7, 1968 Youngstown W, 75-51

vs. Towson (0-2)

Home 0-1
 Away 0-1
 Neutral 0-0
 Streak L2

Date Location Result
 Jan. 4, 1992 Youngstown L, 53-67
 Feb. 23, 1991 Towson L, 75-80

vs. Troy (5-3)

Home 3-1
 Away 1-2
 Neutral 1-0
 Streak W1

Date Location Result
 Dec. 29, 1997 Toledo W, 75-54
 Feb. 8, 1997 Troy L, 64-70
 Jan. 11, 1997 Youngstown L, 63-72
 Feb. 25, 1996 Troy L, 88-93
 Jan. 27, 1996 Youngstown W, 90-80
 March 3, 1995 Youngstown W, 90-83
 Feb. 11, 1995 Troy W, 74-69



SERIES RECORDS BY OPPONENT

Jan. 9, 1995 Youngstown W, 83-65

vs. Tulsa (0-1)

Home 0-0

Away 0-1

Neutral 0-0

Streak L1

Date Location Result

Dec. 8, 1984 Tulsa L, 49-67

vs. Upsala (2-0)

Home 1-0

Away 1-0

Neutral 0-0

Streak W2

Date Location Result

Feb. 12, 1936 Youngstown W, 51-20

March 2, 1935 Upsala W, 27-26

vs. Utah State (0-1)

Home 0-0

Away 0-1

Neutral 0-0

Streak L1

Date Location Result

Dec. 20, 2017 Logan L, 74-91

vs. Utica (0-1)

Home 0-1

Away 0-0

Neutral 0-0

Streak L1

Date Location Result

Jan. 18, 1984 Youngstown L, 67-68

vs. Valparaiso (9-35)

Home 8-12

Away 1-22

Neutral 0-1

Streak L9

Date Location Result

Feb. 11, 2017 Valparaiso L, 72-82

Jan. 12, 2017 Youngstown L, 62-78

Jan. 30, 2016 Valparaiso L, 68-97

Jan. 18, 2016 Youngstown L, 65-96

Jan. 20, 2015 Youngstown L, 62-77

Jan. 4, 2015 Valparaiso L, 64-79

Feb. 25, 2014 Valparaiso L, 66-68

Jan. 23, 2014 Youngstown L, 71-74

Feb. 26, 2013 Valparaiso L, 64-73

Jan. 30, 2013 Youngstown W, 80-68

Feb. 11, 2012 Youngstown W, 71-53

Jan. 13, 2012 Valparaiso L, 62-76

March 1, 2011 Valparaiso L, 71-80

Feb. 5, 2011 Youngstown LOT, 78-86

Jan. 7, 2011 Valparaiso L, 55-79

Feb. 13, 2010 Youngstown L, 75-77

Jan. 14, 2010 Valparaiso L, 66-70

Feb. 28, 2009 Valparaiso L, 59-67

Dec. 4, 2008 Youngstown L, 57-68

Feb. 16, 2008 Valparaiso L, 58-77

Jan. 17, 2008 Youngstown L, 61-67

Nov. 29, 2001 Valparaiso L, 50-80

Feb. 10, 2001 Youngstown L, 68-82

Jan. 11, 2001 Valparaiso L, 51-60

Feb. 19, 2000 Valparaiso L, 57-65

Jan. 15, 2000 Youngstown W, 55-49

Feb. 13, 1999 Youngstown W, 61-60

Jan. 9, 1999 Valparaiso L, 76-83

March 3, 1998 Moline, Ill. L, 48-67

Feb. 19, 1998 Youngstown L, 68-70

Jan. 24, 1998 Valparaiso W, 69-66

Feb. 3, 1997 Youngstown W, 66-64

Jan. 6, 1997 Valparaiso L, 46-57

Feb. 17, 1996 Youngstown W, 75-60

Jan. 22, 1996 Valparaiso L, 63-73

March 4, 1995 Valparaiso L, 52-77

Feb. 27, 1995 Youngstown W, 79-75

Jan. 30, 1995 Valparaiso L, 58-72

Feb. 28, 1994 Youngstown L, 55-70

Jan. 24, 1994 Valparaiso L, 84-93

Feb. 18, 1993 Youngstown L, 72-93

Jan. 30, 1993 Valparaiso L, 76-85

Dec. 10, 1990 Valparaiso L, 65-68

Dec. 11, 1989 Youngstown W, 89-71

vs. Villa Madonna (4-1)

Home 3-0

Away 1-1

Neutral 0-0

Streak W1

Date Location Result

Dec. 7, 1967 Youngstown W, 94-68

Feb. 13, 1967 Villa Hills, Ky. L, 70-84

Feb. 9, 1966 Youngstown W, 78-62

Dec. 9, 1961 Youngstown W, 75-68

Dec. 10, 1960 Villa Hills, Ky. W, 92-85

vs. Walsh (11-1)

Home 5-1

Away 6-1

Neutral 0-0

Streak W3

Date Location Result

Dec. 1, 1976 Youngstown W, 100-74

Jan. 21, 1976 Youngstown W, 94-70

Jan. 13, 1975 North Canton W, 78-69

Dec. 1, 1973 Youngstown L, 63-64

Jan. 22, 1973 North Canton W, 67-51

Feb. 2, 1972 Youngstown W, 71-58

Jan. 10, 1972 North Canton W, 81-61

Feb. 22, 1967 North Canton W, 100-64

Dec. 5, 1966 Youngstown W, 92-67

Feb. 5, 1966 North Canton W, 79-55

Dec. 6, 1965 Youngstown W, 84-54

Feb. 20, 1965 North Canton W, 95-73

vs. Warren (1-1)

Home 1-0

Away 0-1

Neutral 0-0

Streak L1

Date Location Result

Jan. 23, 1933 Warren L, 24-38

Jan. 13, 1933 Youngstown W, 46-34

vs. Warren Wilson (1-0)

Home 1-0

Away 0-0

Neutral 0-0

Streak W1

Date Location Result

Nov. 14, 2013 Youngstown W, 104-58

vs. Washington & Jefferson (3-8)

Home 3-4

Away 0-4

Neutral 0-0

Streak W1

Date Location Result

Dec. 2, 1995 Youngstown W, 84-44

Dec. 10, 1949 Washington, Pa. L, 42-60

Feb. 11, 1948 Youngstown W, 59-57

March 1, 1947 Youngstown L, 61-64

Feb. 13, 1943 Washington, Pa. L, 29-61

Dec. 18, 1941 Youngstown L, 32-44

Dec. 4, 1940 Washington, Pa. L, 43-55

Jan. 8, 1938 Youngstown L, 28-41

Dec. 7, 1937 Washington, Pa. L, 11-61

March 6, 1937 Youngstown L, 27-37

Dec. 8, 1934 Youngstown W, 32-23

vs. Wayne State (3-1)

Home 2-0

Away 1-1

Neutral 0-0

Streak W3

Date Location Result

Feb. 26, 1969 Youngstown W, 116-61

Feb. 15, 1969 Detroit W, 79-62

Dec. 13, 1954 Youngstown W, 68-65

Feb. 24, 1954 Detroit L, 74-77

vs. Waynesburg (5-4)

Home 4-1

Away 1-3

Neutral 0-0

Streak L1

Date Location Result

Feb. 7, 1949 Waynesburg, Pa. L, 51-64

Jan. 12, 1949 Youngstown W, 61-43

Feb. 25, 1948 Waynesburg, Pa. W, 57-56

Jan. 5, 1948 Youngstown W, 67-54

Feb. 22, 1947 Youngstown L, 51-61

Feb. 11, 1941 Youngstown W, 53-47

Feb. 3, 1940 Waynesburg, Pa. L, 38-54

Feb. 27, 1935 Youngstown W, 35-34

Dec. 17, 1934 Waynesburg, Pa. L, 16-23

vs. Weber State (1-0)

Home 1-0

Away 0-0

Neutral 0-0

Streak W1

Date Location Result

Nov. 13, 2007 Los Angeles W, 69-66

vs. West Liberty State (6-6)

Home 3-3

Away 3-3

Neutral 0-0

Streak W3

Date Location Result

Jan. 18, 1940 Youngstown W, 63-51

Jan. 28, 1939 Youngstown W, 34-16

Jan. 17, 1939 West Liberty, W. Va. W, 36-34



SERIES RECORDS BY OPPONENT

Feb. 23, 1938 Youngstown L, 35-36
 Jan. 7, 1938 West Liberty, W. Va. L, 29-30
 Jan. 8, 1937 ... WWest Liberty, W. Va. .. W, 40-34
 Jan. 9, 1936 Youngstown L, 46-48
 Jan. 19, 1935 Youngstown L, 31-34
 Jan. 11, 1935 West Liberty, W. Va. L, 35-36
 Jan. 28, 1934 West Liberty, W. Va. W, 39-28
 Jan. 12, 1934 Youngstown W, 28-12
 Feb. 9, 1933 West Liberty, W. Va. L, 28-33

vs. West Virginia (0-7)

Home 0-1
 Away 0-5
 Neutral 0-1
 Streak L7

Date Location Result

Dec. 22, 2021 Morgantown L, 52-82
 Dec. 21, 2019 Youngstown^ L, 64-75
 Dec. 1, 2018 Morgantown L, 72-106
 Dec. 1, 1982 Morgantown L, 79-105
 Jan. 13, 1982 Youngstown L, 60-62
 Jan. 7, 1981 Morgantown L, 59-81
 Jan. 10, 1942 Morgantown L, 40-50

vs. West Virginia Tech (2-1)

Home 2-0
 Away 0-1
 Neutral 0-0
 Streak W1

Date Location Result

Dec. 14, 2020 Youngstown W, 80-66
 Feb. 7, 1959 Montgomery, W. Va. L, 77-93
 Jan. 2, 1958 Youngstown W, 92-91

vs. West Virginia Wesleyan (1-0)

Home 1-0
 Away 0-0
 Neutral 0-0
 Streak W1

Date Location Result

Dec. 17, 1977 Youngstown W, 68-61

vs. Western Illinois (11-21)

Home 9-6
 Away 2-12
 Neutral 0-3
 Streak L2

Date Location Result

Dec. 30, 2001 Macomb L, 79-84
 Jan. 25, 2001 Macomb L, 116-121
 Jan. 18, 2001 Youngstown W, 84-71
 Jan. 27, 2000 Macomb W, 59-58
 Jan. 13, 2000 Youngstown W, 76-59
 Jan. 21, 1999 Youngstown L, 74-79
 Jan. 7, 1999 Macomb L, 70-81
 Feb. 23, 1998 Youngstown L, 57-66
 Jan. 19, 1998 Macomb W, 71-52
 March 2, 1997 Moline, Ill. L, 64-66
 Feb. 1, 1997 Youngstown L, 56-72
 Jan. 8, 1997 Macomb L, 56-67
 March 2, 1996 Moline, Ill. L, 48-68
 Feb. 5, 1996 Youngstown W, 73-48
 Jan. 6, 1996 Macomb L, 60-64
 Feb. 25, 1995 Macomb L, 75-87
 Jan. 21, 1995 Youngstown W, 72-54

Feb. 21, 1994 Macomb L, 65-69
 Jan. 31, 1994 Youngstown L, 63-71
 Feb. 13, 1993 Macomb L, 78-92
 Jan. 9, 1993 Youngstown W, 79-63
 Dec. 14, 1991 Youngstown L, 59-65
 Jan. 22, 1981 Macomb L, 66-80
 Dec. 20, 1980 Youngstown W, 78-73
 Feb. 7, 1980 Macomb L, 65-68
 Feb. 2, 1980 Youngstown L, 73-77
 Feb. 8, 1979 Macomb L, 77-78
 Jan. 13, 1979 Youngstown W, 75-65
 Feb. 10, 1973 Macomb L, 73-93
 Jan. 13, 1973 Youngstown W, 64-63
 Dec. 29, 1971 Youngstown W, 91-51
 March 13, 1958 .. Kansas City, Mo. L, 67-70

vs. Western Kentucky (0-2)

Home 0-1
 Away 0-1
 Neutral 0-0
 Streak L2

Date Location Result

Jan. 23, 1982 Youngstown L, 59-66
 Feb. 18, 1982 Bowling Green L, 51-63

vs. Western Michigan (1-5)

Home 1-2
 Away 0-3
 Neutral 0-0
 Streak L2

Date Location Result

Dec. 7, 2019 Kalamazoo L, 64-66
 Dec. 8, 2018 Youngstown L, 77-88
 Nov. 28, 2000 Youngstown W, 64-52
 Nov. 29, 1999 Kalamazoo L, 71-78
 Feb. 17, 1990 Youngstown L, 80-91
 Feb. 25, 1989 Kalamazoo L, 71-98

vs. Western New England (1-0)

Home 1-0
 Away 0-0
 Neutral 0-0
 Streak W1

Date Location Result

Feb. 6, 1971 Youngstown W, 90-72

vs. Westinghouse (1-0)

Home 1-0
 Away 0-0
 Neutral 0-0
 Streak W1

Date Location Result

Jan. 21, 1928 Youngstown W, 38-32

vs. Westminster (23-29)

Home 14-14
 Away 9-15
 Neutral 0-0
 Streak W6

Date Location Result

Dec. 18, 2021 Youngstown W, 83-54
 Nov. 27, 2019 Youngstown W, 93-67
 Nov. 21, 2018 Youngstown W, 104-66
 Nov. 21, 2017 Youngstown W, 91-83
 Nov. 22, 2016 Youngstown W, 97-67

Nov. 23, 2013 Youngstown W, 108-57
 Nov. 28, 1981 Youngstown L, 66-68
 Jan. 12, 1981 ... New Wilmington, Pa. L, 70-74
 Jan. 12, 1980 Youngstown W, 65-49
 Jan. 15, 1979 ... New Wilmington, Pa. L, 50-59
 Feb. 14, 1977 .. New Wilmington, Pa. ... W, 54-53
 Feb. 28, 1976 Youngstown W, 69-56
 Jan. 7, 1976 New Wilmington, Pa. ... W, 67-53
 Feb. 14, 1973 .. New Wilmington, Pa. ... W, 78-59
 Jan. 20, 1973 Youngstown W, 66-58
 Jan. 22, 1972 .. New Wilmington, Pa. ... W, 74-51
 Jan. 16, 1971 ... New Wilmington, Pa. ... W, 70-61
 Dec. 12, 1970 Youngstown W, 79-54
 Jan. 24, 1970 .. New Wilmington, Pa. ... W, 86-65
 Dec. 13, 1969 Youngstown W, 106-74
 Feb. 12, 1958 Youngstown W, 92-65
 Jan. 30, 1958 .. New Wilmington, Pa. ... W, 79-55
 Feb. 9, 1957 New Wilmington, Pa. ... W, 81-77
 Jan. 31, 1957 Youngstown W, 76-66
 Feb. 11, 1956 .. New Wilmington, Pa. L, 82-95
 Jan. 11, 1956 Youngstown W, 80-77
 Feb. 14, 1955 Youngstown L, 77-85
 Jan. 20, 1955 .. New Wilmington, Pa. L, 75-85
 Dec. 29, 1954 Youngstown L, 67-99
 Feb. 17, 1954 Youngstown L, 87-94
 Dec. 29, 1953 Youngstown L, 63-79
 Dec. 15, 1953 .. New Wilmington, Pa. L, 51-91
 Feb. 18, 1953 Youngstown L, 86-93
 Jan. 17, 1953 ... New Wilmington, Pa. L, 72-75
 Dec. 30, 1952 .. New Wilmington, Pa. ... W, 75-69
 Jan. 17, 1942 .. New Wilmington, Pa. L, 41-54
 Jan. 12, 1942 Youngstown L, 55-61
 Feb. 19, 1941 Youngstown L, 48-49
 Jan. 4, 1941 New Wilmington, Pa. L, 29-42
 Feb. 8, 1940 Youngstown L, 37-44
 Jan. 20, 1940 ... New Wilmington, Pa. L, 53-55
 Feb. 24, 1939 .. New Wilmington, Pa. L, 41-56
 Feb. 1, 1939 Youngstown L, 38-41
 Feb. 25, 1938 Youngstown L, 32-45
 Feb. 17, 1938 .. New Wilmington, Pa. L, 27-55
 Jan. 30, 1937 Youngstown L, 23-45
 Dec. 16, 1936 .. New Wilmington, Pa. L, 16-38
 Jan. 31, 1936 Youngstown L, 19-45
 Jan. 4, 1936 New Wilmington, Pa. L, 17-42
 Dec. 29, 1932 .. New Wilmington, Pa. L, 15-47
 Dec. 20, 1930 .. New Wilmington, Pa. L, 16-36
 Dec. 28, 1928 Youngstown L, 19-32

vs. Westmont (Calif.) (1-0)

Home 0-0
 Away 0-0
 Neutral 1-0
 Streak W1

Date Location Result

March 12, 1957 .. Kansas City, Mo. W, 81-75

vs. Wilberforce (4-0)

Home 4-0
 Away 0-0
 Neutral 0-0
 Streak W4

Date Location Result

Dec. 19, 2014 Youngstown W, 92-71
 Jan. 11, 2011 Youngstown W, 86-51
 Jan. 28, 1976 Youngstown W, 108-72



SERIES RECORDS BY OPPONENT

Feb. 13, 1956 Youngstown W, 101-65

vs. Williamsport(1-0)

Home 1-0
 Away 0-0
 Neutral 0-0
 Streak W1

Date Location Result

March 1, 1935 Youngstown W, 24-20

vs. UW-Oshkosh (3-0)

Home 3-0
 Away 0-0
 Neutral 0-0
 Streak W3

Date Location Result

Dec. 29, 1970 Youngstown W, 63-56

Dec. 27, 1969 Youngstown W, 87-81

Dec. 21, 1967 Youngstown W, 88-83

vs. UW-Platteville (1-0)

Home 0-0
 Away 0-0
 Neutral 1-0
 Streak W1

Date Location Result

March 12, 1958 .. Kansas City, Mo W, 74-63

vs. Wilmerding YMCA (0-2)

Home 0-1
 Away 0-0
 Neutral 0-1
 Streak L2

Date Location Result

Feb. 13, 1937 Pittsburgh, Pa. L, 27-54

Feb. 6, 1937 Youngstown L, 31-35

vs. Wilmington (Ohio) (2-0)

Home 2-0
 Away 0-0
 Neutral 0-0
 Streak W2

Date Location Result

Nov. 30, 1994 Youngstown W, 59-33

March 5, 1958 Youngstown W, 80-59

vs. Windsor (3-1)

Home 2-0
 Away 1-1
 Neutral 0-0
 Streak L1

Date Location Result

Feb. 23, 1966 Windsor L, 76-94

Dec. 15, 1965 Youngstown W, 90-67

Feb. 17, 1965 Windsor W, 86-77

Dec. 30, 1964 Youngstown W, 88-64

vs. Wittenberg (0-2)

Home 0-0
 Away 0-0
 Neutral 0-2
 Streak L2

Date Location Result

March 8, 1963 Akron, Ohio L, 31-38

March 10, 1961 Crawfordsville, Ind L, 28-43

vs. Wooster (3-0)

Home 3-0
 Away 0-0
 Neutral 0-0
 Streak W3

Date Location Result

Nov. 28, 1987 Youngstown W, 61-58

Dec. 3, 1984 Youngstown W, 80-64

Dec. 19, 1964 Youngstown W, 53-51

vs. Wright State (15-50)

Home 11-20
 Away 4-29
 Neutral 0-1
 Streak L1

Date Location Result

Feb. 24, 2022 Dayton L, 71-84

Jan. 15, 2022 Youngstown W, 90-87

Jan. 9, 2021 Dayton L, 55-93

Jan. 8, 2021 Dayton W, 74-72

Feb. 20, 2020 Youngstown W, 88-70

Jan. 18, 2020 Dayton L, 72-79

Feb. 23, 2019 Dayton L, 54-82

Jan. 17, 2019 Youngstown L, 74-80

Feb. 3, 2018 Youngstown L, 57-83

Jan. 15, 2018 Dayton L, 67-77

Feb. 16, 2017 Youngstown L, 81-84

Jan. 7, 2017 Dayton W, 80-75

Feb. 25, 2016 Youngstown L, 81-87

Jan. 16, 2016 Dayton L, 45-81

Feb. 15, 2015 Dayton W, 74-69

Jan. 8, 2015 Youngstown L, 61-70

Feb. 5, 2014 Dayton L, 67-77

Jan. 25, 2014 Youngstown W, 68-67

March 8, 2013 ... Valparaiso, Ind L, 59-66

March 2, 2013 Dayton L, 45-72

Jan. 23, 2013 Youngstown W, 68-61

Feb. 23, 2012 Youngstown W, 61-54

Dec. 3, 2011 Dayton L, 62-63

Feb. 7, 2011 Dayton L, 70-74

Jan. 20, 2011 Youngstown L, 62-66

Feb. 25, 2010 Youngstown L, 73-76

Dec. 5, 2009 Dayton L, 54-67

Jan. 29, 2009 Youngstown L, 61-67

Jan. 3, 2009 Dayton L, 59-60

Feb. 9, 2008 Youngstown L, 47-50

Jan. 10, 2008 Dayton L, 66-55

Feb. 23, 2007 Youngstown W, 72-57

Jan. 24, 2007 Dayton L, 49-62

Jan. 30, 2006 Dayton L, 67-81

Jan. 12, 2006 Youngstown L, 60-64

Feb. 16, 2005 Youngstown L, 64-71

Dec. 18, 2004 Dayton L, 51-72

Feb. 19, 2003 Dayton L, 61-81

Dec. 18, 2003 Youngstown L, 59-69

Feb. 1, 2003 Dayton L, 68-80

Jan. 13, 2003 Youngstown W, 66-60

Jan. 31, 2002 Dayton L, 69-76

Jan. 5, 2002 Youngstown W, 87-80

Dec. 30, 1996 Youngstown W, 69-63

Dec. 19, 1995 Dayton L, 66-74

Dec. 17, 1994 Dayton W, 62-56

Feb. 14, 1994 Youngstown L, 78-88

Jan. 10, 1994 Dayton L, 73-93

Feb. 6, 1993 Youngstown L, 87-95

Jan. 25, 1993 Dayton L, 65-100

Feb. 5, 1992 Dayton L, 73-91

Dec. 30, 1991 Youngstown L, 81-95

March 5, 1991 Dayton L, 71-107

Dec. 15, 1990 Youngstown L, 94-109

Feb. 10, 1990 Dayton L, 74-94

Jan. 13, 1990 Youngstown L, 80-90

March 1, 1989 Dayton L, 90-104

Jan. 20, 1988 Youngstown L, 63-93

Jan. 28, 1987 Youngstown W, 99-90

Feb. 1, 1982 Dayton L, 74-85

Feb. 4, 1981 Youngstown L, 59-66

Feb. 18, 1980 Dayton L, 61-72

Dec. 20, 1978 Youngstown L, 55-75

Jan. 28, 1978 Dayton L, 59-60

Jan. 29, 1977 Youngstown W, 73-71

vs. Xavier Results (0-4)

Home 0-1
 Away 0-3
 Neutral 0-0
 Streak L4

Date Location Result

Nov. 13, 2009 Cincinnati L, 57-83

Jan. 4, 1950 Youngstown L, 59-70

Dec. 14, 1949 Cincinnati L, 46-68

Dec. 7, 1940 Cincinnati L, 44-58

ALL-TIME SCORES

1927-28 2-2

Dec. 14	Thiel.....	L, 24-53
Jan. 2	Oberlin.....	L, 19-20
Jan. 14	at Clarion.....	W, 36-16
Jan. 21	Westinghouse.....	W, 38-32

1928-29 8-2

Dec. 14	Hiram.....	L, 41-43
Dec. 21	Oberlin.....	W, 12-8
Dec. 28	Westminster.....	L, 19-32
Jan. 4	California (Pa.).....	W, 56-32
Jan. 5	at Indiana (Pa.).....	W, 27-18
Jan. 11	Clarion.....	W, 64-29
Jan. 12	at Hiram.....	W, 30-24
Jan. 26	at Ohio Chiropody.....	W, 42-16
Jan. 31	at Kent State.....	W, 22-19
Feb. 1	Indiana (Pa.).....	W, 42-21

1929-30 6-6

Dec. 20	Westminster.....	L, 16-36
Dec. 27	Carnegie Tech.....	L, 30-33
Jan. 3	Mount Union.....	L, 22-31
Jan. 10	Kent State.....	W, 29-26
Jan. 15	Clarion.....	W, 41-22
Jan. 24	St. Vincent.....	W, 22-21
Jan. 31	at Indiana (Pa.).....	W, 26-20
Feb. 1	at Clarion.....	L, 20-25
Feb. 15	at Kent State.....	W, 32-30
Feb. 21	at Indiana (Pa.).....	L, 21-22
Feb. 22	at St. Vincent.....	W, 21-19
March 5	Kennedy James.....	L, 24-35

1930-31 1-13

Dec. 19	at Fenn.....	L, 18-35
Dec. 26	Carnegie Tech.....	L, 15-45
Jan. 2	at Allegheny.....	L, 17-39
Jan. 3	Kent State.....	L, 26-32
Jan. 8	at Butler Paulists.....	L, 17-19
Jan. 10	at Indiana (Pa.).....	L, 13-14
Jan. 17	Hiram.....	L, 19-34
Jan. 23	Indiana (Pa.).....	L, 27-37
Jan. 31	at Kent State.....	L, 20-43
Feb. 6	St. Vincent.....	L, 29-47
Feb. 13	at Indiana (Pa.).....	L, 25-45
Feb. 14	at St. Vincent.....	L, 30-41
Feb. 21	Fenn.....	W, 34-32
Feb. 27	Indiana (Pa.).....	L, 25-33

1931-32 3-10

Dec. 8	Ohio Chiropody.....	L, 23-36
Dec. 12	at Fenn.....	L, 20-21
Dec. 19	Oberlin.....	L, 9-30
Dec. 28	Geneva.....	L, 15-54
Jan. 5	Allegheny.....	L, 21-44
Jan. 11	at St. Vincent.....	L, 15-29
Jan. 15	at Indiana (Pa.).....	L, 12-23
Jan. 21	at Saint Francis (Pa.).....	W, 19-15
Jan. 27	Slippery Rock.....	L, 19-33
Feb. 2	Indiana (Pa.).....	W, 35-29
Feb. 7	Fenn.....	W, 20-16
Feb. 16	at Slippery Rock.....	L, 16-26
Feb. 21	St. Vincent.....	L, 15-28

1932-33 3-11

Dec. 9	Hiram.....	W, 34-25
Dec. 16	at Allegheny.....	L, 24-34
Dec. 22	at Ohio Chiropody.....	L, 34-36
Dec. 29	at Westminster.....	L, 15-47

Dec. 30	Alumni.....	W, 42-33
Jan. 3	Adrian.....	L, 27-36
Jan. 7	at Indiana (Pa.).....	L, 23-25
Jan. 13	Warren.....	W, 46-34
Jan. 23	at Warren.....	L, 24-38
Jan. 27	Slippery Rock.....	L, 24-38
Feb. 9	at West Liberty State.....	L, 28-33
Feb. 15	at Slippery Rock.....	L, 27-45
Feb. 18	Ohio Chiropody.....	L, 32-51
Feb. 24	Indiana (Pa.).....	L, 32-34

1933-34 6-8

Dec. 13	Slippery Rock.....	L, 29-30
Dec. 15	at Indiana (Pa.).....	L, 28-33
Dec. 16	Allegheny.....	W, 27-26
Dec. 19	Grove City.....	L, 29-30
Dec. 20	at Oberlin.....	W, 44-27
Dec. 29	Alumni.....	W, 27-19
Jan. 6	at Indiana (Pa.).....	W, 29-26
Jan. 12	West Liberty State.....	W, 28-12
Jan. 13	at St. Vincent.....	L, 15-21
Jan. 23	Slippery Rock.....	L, 28-34
Jan. 28	at West Liberty State.....	W, 39-28
Feb. 2	at Geneva.....	L, 26-40
Feb. 10	at Hiram.....	L, 30-33
Feb. 13	St. Vincent.....	L, 29-37

1934-35 11-9

Dec. 1	Ohio Chiropody.....	L, 31-33
Dec. 8	Washington & Jefferson.....	W, 32-23
Dec. 11	at Thiel.....	L, 28-30
Dec. 13	at Geneva.....	L, 33-45
Dec. 17	at Waynesburg.....	L, 16-23
Dec. 19	at Allegheny.....	W, 33-29
Dec. 29	at Fenn.....	W, 37-23
Jan. 4	at Grove City.....	W, 18-16
Jan. 11	at West Liberty State.....	L, 35-36
Jan. 12	at St. Vincent.....	L, 18-33
Jan. 16	Thiel.....	W, 41-40
Jan. 19	West Liberty State.....	L, 31-34
Jan. 25	Geneva.....	L, 24-32
Feb. 2	at Ohio Chiropody.....	W, 29-27
Feb. 8	St. Vincent.....	W, 40-34
Feb. 16	Fenn.....	L, 32-42
Feb. 19	Hiram.....	W, 35-19
Feb. 27	Waynesburg.....	W, 35-34
March 1	Williamsport.....	W, 24-20
March 2	at Upsilon.....	W, 27-26

1935-36 8-11

Dec. 12	at Mount Union.....	L, 24-30
Dec. 18	at Allegheny.....	W, 24-14
Dec. 21	Oberlin.....	W, 36-31
Dec. 28	Alumni.....	W, 41-17
Jan. 4	at Westminster.....	L, 17-42
Jan. 9	West Liberty State.....	L, 46-48
Jan. 10	at Grove City.....	W, 37-35
Jan. 14	Thiel.....	L, 29-34
Jan. 25	St. Vincent.....	L, 36-49
Jan. 31	Westminster.....	L, 19-45
Feb. 7	John Carroll.....	W, 70-27
Feb. 8	at Fenn.....	L, 23-28
Feb. 10	at Hiram.....	W, 35-26
Feb. 12	Upsilon.....	W, 51-20
Feb. 14	at Thiel.....	L, 32-34
Feb. 22	Capital.....	W, 29-25
Feb. 27	at St. Vincent.....	L, 35-48
Feb. 28	at St. Thomas Aquinas.....	L, 31-41
Feb. 29	at Rider.....	L, 29-36

1936-37 8-10


Dec. 10	Mount Union.....	L, 22-23
Dec. 16	at Westminster.....	L, 16-38
Dec. 18	Geneva.....	W, 28-24
Jan. 8	at West Liberty State.....	W, 40-34
Jan. 9	at St. Vincent.....	L, 19-37
Jan. 12	Hiram.....	W, 40-24
Jan. 16	Fenn.....	W, 34-27
Jan. 22	Thiel.....	W, 35-25
Jan. 30	Westminster.....	L, 23-45
Feb. 6	Wilmerding YMCA.....	L, 31-35
Feb. 9	at Long Island.....	L, 24-61
Feb. 10	at Newark.....	W, 41-32
Feb. 12	at Rider.....	L, 27-36
Feb. 13	at Wilmerding YMCA.....	L, 27-54
Feb. 16	at Thiel.....	W, 44-41
Feb. 19	St. Vincent.....	L, 35-41
Feb. 26	at Grove City.....	W, 39-30
March 6	Washington & Jefferson.....	L, 27-37

1937-38 11-9

Dec. 7	at Wash. & Jefferson.....	L, 11-61
Dec. 9	at Kent.....	L, 27-41
Dec. 11	at Akron.....	L, 16-23
Dec. 16	Geneva.....	W, 38-32
Jan. 5	Alumni.....	W, 47-25
Jan. 7	at West Liberty State.....	L, 29-30
Jan. 9	at St. Vincent.....	L, 25-37
Jan. 11	at Grove City.....	W, 40-37
Jan. 13	Ohio Chiropody.....	W, 47-28
Jan. 19	Hiram.....	W, 33-27
Jan. 21	Thiel.....	W, 36-26
Feb. 4	Alliance.....	W, 50-31
Feb. 9	Akron.....	W, 32-31
Feb. 11	St. Vincent.....	L, 32-46
Feb. 12	at Hiram.....	W, 44-27
Feb. 15	at Thiel.....	W, 44-27
Feb. 17	at Westminster.....	L, 27-55
Feb. 22	Alliance.....	W, 38-36
Feb. 23	West Liberty State.....	L, 35-36
Feb. 25	Westminster.....	L, 32-45

1938-39 6-12

Dec. 14	at Mount Union.....	L, 19-27
Dec. 18	Davis & Elkins.....	L, 18-47
Dec. 20	at Geneva.....	L, 30-45
Jan. 8	Washington & Jefferson.....	L, 28-41
Jan. 9	at Hiram.....	L, 32-34
Jan. 17	at West Liberty State.....	W, 36-34
Jan. 18	at Davis & Elkins.....	L, 36-51



John Aiken lettered three years at YSU from 1938-41.

Jan. 28	West Liberty State.....	W, 34-16
Feb. 1	Westminster.....	L, 38-41
Feb. 3	at Ohio Chiropody.....	L, 23-25
Feb. 7	at Thiel.....	W, 39-35
Feb. 8	St. Lawrence.....	L, 37-45
Feb. 11	at St. Vincent.....	L, 27-42
Feb. 14	Thiel.....	W, 39-25
Feb. 16	Bowling Green.....	L, 27-33
Feb. 23	Hiram.....	W, 45-22
Feb. 24	at Westminster.....	L, 41-56
March 4	St. Vincent.....	W, 47-37

1939-40 9-9

Dec. 7	at Ashland.....	L, 30-39
Dec. 8	at Toledo DeSales.....	W, 42-40
Dec. 9	at Bowling Green.....	W, 37-31
Dec. 16	Hiram.....	W, 38-37
Dec. 20	Defiance.....	W, 51-46
Jan. 6	at Cortland Teachers.....	W, 28-26
Jan. 8	at St. Lawrence.....	L, 39-47
Jan. 9	at Ithaca.....	L, 38-47
Jan. 10	at St. Bonaventure.....	L, 35-40
Jan. 13	Ashland.....	L, 28-37
Jan. 18	West Liberty State.....	W, 63-51
Jan. 20	at Westminster.....	L, 53-55
Feb. 3	at Waynesburg.....	L, 38-54
Feb. 8	Westminster.....	L, 37-44
Feb. 17	at Hiram.....	W, 48-40
Feb. 20	Saint Francis (Pa.).....	W, 46-28
Feb. 24	St. Vincent.....	L, 38-39
Feb. 28	at Geneva.....	W, 48-45

1940-41 14-8

Dec. 4	at Wash. & Jefferson.....	L, 43-55
Dec. 6	at Ohio.....	L, 25-41
Dec. 7	at Xavier.....	L, 44-58
Dec. 11	Hiram.....	W, 59-48
Dec. 13	Carnegie Tech.....	W, 47-41
Dec. 21	Dayton.....	W, 53-40
Jan. 4	at Westminster.....	L, 29-42
Jan. 9	Toledo DeSales.....	W, 62-50
Jan. 17	at St. Bonaventure.....	L, 33-53
Jan. 18	at Canisius.....	L, 47-51
Jan. 25	Ithaca.....	W, 32-30
Jan. 30	Kent State.....	W, 46-33
Feb. 1	at Akron.....	L, 28-62
Feb. 3	Geneva.....	W, 44-43
Feb. 5	Thiel.....	W, 52-35
Feb. 7	at Saint Francis (Pa.).....	W, 62-58
Feb. 11	Waynesburg.....	W, 53-47
Feb. 15	Akron.....	W, 43-39
Feb. 19	Westminster.....	L, 48-49
Feb. 21	at Kent State.....	W, 56-49
Feb. 25	at Thiel.....	W, 74-58
Feb. 26	at Hiram.....	W, 64-40

1941-42 9-12

Dec. 5	Glennville State.....	W, 43-30
Dec. 10	Hiram.....	W, 69-27
Dec. 12	at Duquesne.....	L, 22-43
Dec. 18	Washington & Jefferson.....	L, 32-44
Dec. 20	Ohio.....	W, 57-46
Jan. 5	Akron.....	W, 49-42
Jan. 10	at West Virginia.....	L, 40-50
Jan. 12	Westminster.....	L, 55-61
Jan. 17	at Westminster.....	L, 41-54
Jan. 24	Muskingum.....	W, 57-51
Jan. 27	at Akron.....	L, 39-57
Jan. 31	at Dayton.....	W, 44-35
Feb. 2	Mexico City YMCA.....	W, 74-43
Feb. 4	Kent State.....	L, 57-61



ALL-TIME SCORES

Feb. 6	at Toledo.....	L, 32-88
Feb. 10	at Ohio.....	L, 40-42
Feb. 18	Toledo.....	L, 43-80
Feb. 23	Geneva.....	L, 52-55
Feb. 26	at Kent.....	W, 52-39
Feb. 28	at Geneva.....	L, 47-58
March 4	St. Joseph's (Pa.).....	W, 52-51

1942-43 11-5

Dec. 9	at Kent.....	W, 56-45
Dec. 12	at Hiram.....	W, 63-37
Dec. 14	at Geneva.....	W, 46-45
Dec. 16	Grove City.....	W, 81-44
Dec. 19	at Toledo.....	L, 51-76
Dec. 21	Muskingum.....	L, 38-43
Jan. 7	at Mount Union.....	L, 57-70
Jan. 14	Geneva.....	W, 61-53
Jan. 21	Bowling Green.....	W, 56-53
Jan. 23	at St. Vincent.....	W, 63-36
Jan. 27	Kent.....	W, 59-57
Feb. 3	St. Vincent.....	W, 61-46
Feb. 6	at Grove City.....	W, 56-43
Feb. 11	Juniata.....	W, 55-50
Feb. 13	at Wash. & Jefferson.....	L, 29-61
Feb. 17	Toledo.....	L, 39-62


1946-47 13-10 • NAIA

Dec. 7	at Geneva.....	L, 52-54
Dec. 11	Dayton.....	W, 53-36
Dec. 14	at Gannon.....	W, 59-49
Dec. 18	John Carroll.....	W, 57-53
Dec. 28	Duquesne.....	L, 47-53
Dec. 30	at Dayton.....	L, 54-55
Jan. 1	Kent.....	W, 66-57
Jan. 6	Muskingum.....	W, 50-48
Jan. 8	Case Western.....	L, 41-51
Jan. 11	at Kent.....	W, 66-57
Jan. 18	at St. Bonaventure.....	W, 58-50
Jan. 22	Akron.....	L, 41-71
Jan. 25	at Saint Francis (Pa.).....	W, 52-48
Jan. 29	Baldwin-Wallace.....	W, 59-55
Feb. 5	at John Carroll.....	W, 60-52
Feb. 7	at Bowling Green.....	L, 52-60
Feb. 11	Geneva.....	W, 63-52
Feb. 12	St. Vincent.....	W, 59-49
Feb. 19	Saint Francis (Pa.).....	L, 49-56
Feb. 22	Waynesburg.....	L, 51-61
Feb. 25	St. Vincent.....	W, 71-46
March 1	Washington & Jefferson.....	L, 61-64
March 4	Northern Arizona.....	L, 45-49

^NAIA National Tournament
(Kansas City, Mo.)

1947-48 10-14 • NAIA

Dec. 13	at Dayton.....	L, 43-50
Dec. 15	Gannon.....	W, 62-45
Dec. 17	Kent State.....	L, 53-58
Dec. 19	at John Carroll.....	W, 61-55
Dec. 31	Muskingum.....	L, 49-76
Jan. 1	Kent.....	L, 68-70
Jan. 5	Waynesburg.....	W, 67-54
Jan. 7	Akron.....	L, 55-66
Jan. 10	Duquesne.....	L, 45-53
Jan. 17	at Fenn.....	W, 54-43
Jan. 20	at Kent.....	L, 53-87
Jan. 21	John Carroll.....	W, 81-54
Jan. 24	at Baldwin-Wallace.....	L, 53-58
Jan. 28	at Marshall.....	L, 77-78
Jan. 29	at Rio Grande.....	W, 78-63
Jan. 31	Bowling Green.....	L, 26-75
Feb. 6	at Alliance.....	W, 58-50



Ronald Allen (1961-64) played Major League Baseball for the St. Louis Cardinals.

Feb. 11	Washington & Jefferson.....	W, 59-57
Feb. 13	at Mount Union.....	L, 37-45
Feb. 18	Baldwin-Wallace.....	L, 59-68
Feb. 21	at Gannon.....	L, 57-58
Feb. 25	at Waynesburg.....	W, 57-56
March 3	at Saint Francis (Pa.).....	L, 45-53
March 5	at Case Western.....	W, 68-51

^Youngstown Tournament

1948-49 9-14 • NAIA

Dec. 6	Saint Francis (Pa.).....	W, 58-43
Dec. 12	at Baldwin-Wallace.....	L, 49-64
Dec. 15	Hiram.....	W, 52-40
Dec. 18	Marietta.....	L, 56-63
Dec. 22	Fenn.....	W, 51-44
Dec. 23	Mount Union.....	W, 57-50
Dec. 28	Kent.....	L, 59-67
Jan. 5	at Akron.....	L, 57-78
Jan. 8	at Gannon.....	W, 60-50
Jan. 10	St. Bonaventure.....	L, 38-56
Jan. 12	Waynesburg.....	W, 61-43
Jan. 14	at Marshall.....	L, 55-62
Jan. 19	John Carroll.....	W, 64-59
Jan. 24	Kent.....	L, 52-63
Feb. 2	Marshall.....	L, 60-83
Feb. 5	Duquesne.....	L, 41-55
Feb. 7	at Waynesburg.....	L, 51-64
Feb. 12	at Mount Union.....	L, 28-33
Feb. 14	Gannon.....	W, 72-60
Feb. 16	Baldwin-Wallace.....	L, 61-74
Feb. 19	at Alliance.....	W, 69-36
Feb. 22	at John Carroll.....	L, 53-65
Feb. 25	at Hiram.....	L, 64-70

1949-50 3-20 • NAIA

Dec. 3	at Baldwin-Wallace.....	L, 46-66
Dec. 5	at Geneva.....	L, 47-62
Dec. 6	Gustavus Adolphus.....	W, 59-46
Dec. 10	at Wash. & Jefferson.....	L, 42-60
Dec. 14	at Xavier.....	L, 46-68
Dec. 17	vs. Marietta.....	L, 61-72
Dec. 19	Marshall.....	L, 64-71
Dec. 28	Kent.....	W, 75-74
Dec. 29	Mount Union.....	L, 47-49
Jan. 4	Xavier.....	W, 59-70
Jan. 6	at Marshall.....	W, 81-76
Jan. 9	John Carroll.....	L, 61-62
Jan. 11	at Kent.....	L, 43-55
Jan. 13	at Marietta.....	L, 82-83
Jan. 14	at Muskingum.....	L, 56-89
Jan. 18	Akron.....	L, 74-90
Jan. 21	at Saint Francis (Pa.).....	L, 74-77

Jan. 27	Duquesne.....	L, 49-69
Feb. 1	Baldwin-Wallace.....	L, 59-67
Feb. 2	at Dayton.....	L, 61-74
Feb. 8	Kent.....	L, 60-74
Feb. 15	at Mount Union.....	L, 37-46
Feb. 18	at Gannon.....	L, 59-74

^Farrell, Pa.

1950-51 16-7 • NAIA

Dec. 6	Alliance.....	W, 73-46
Dec. 9	at Baldwin-Wallace.....	L, 63-69
Dec. 16	vs. Marietta.....	W, 74-55
Dec. 18	Ohio.....	W, 73-64
Dec. 20	Muskingum.....	W, 81-76
Dec. 21	Geneva.....	W, 74-57
Dec. 27	Fenn.....	W, 61-56
Jan. 3	St. Bonaventure.....	L, 50-67
Jan. 6	at Akron.....	W, 66-57
Jan. 8	Gannon.....	W, 83-43
Jan. 13	at Steubenville.....	W, 84-49
Jan. 15	Saint Francis (Pa.).....	L, 72-74
Jan. 17	Muskingum.....	L, 55-65
Jan. 24	Baldwin-Wallace.....	L, 61-74
Jan. 26	Geneva.....	W, 92-68
Jan. 31	Mount Union.....	W, 77-69
Feb. 2	at Marietta.....	L, 46-55
Feb. 5	Dayton.....	W, 76-73
Feb. 7	at Kent.....	L, 55-57
Feb. 10	at Alliance.....	W, 87-38
Feb. 12	John Carroll.....	W, 72-53
Feb. 13	at Slippery Rock.....	W, 79-61
Feb. 17	at Fenn.....	W, 75-58

^Farrell, Pa.

&Youngstown Tournament

1951-52 16-7 • NAIA

Dec. 8	at Baldwin-Wallace.....	L, 59-60
Dec. 10	Alliance.....	W, 89-29
Dec. 12	Case Western.....	W, 76-65
Dec. 14	at John Carroll.....	L, 53-72
Dec. 19	Geneva.....	L, 60-76
Dec. 29	Duquesne.....	L, 42-79
Jan. 2	Akron.....	W, 83-75
Jan. 5	at Fenn.....	W, 74-48
Jan. 7	John Carroll.....	W, 88-70
Jan. 9	Steubenville.....	W, 69-46
Jan. 12	at Geneva.....	W, 63-61
Jan. 14	Fenn.....	W, 76-39
Jan. 18	at Muskingum.....	W, 59-57
Jan. 19	at Marietta.....	W, 92-76
Jan. 22	at Mount Union.....	W, 51-50
Jan. 24	Kent.....	L, 70-71
Jan. 26	at St. Bonaventure.....	L, 50-76
Jan. 30	Baldwin-Wallace.....	W, 84-82
Feb. 2	at Alliance.....	W, 86-62
Feb. 5	LaSalle.....	W, 68-57
Feb. 7	at Gannon.....	W, 51-48
Feb. 13	Slippery Rock.....	W, 65-63
Feb. 18	Findlay.....	L, 70-72

1952-53 10-14 • NAIA

Dec. 2	at Gannon.....	L, 72-78
Dec. 4	Alliance.....	L, 55-68
Dec. 6	at Baldwin-Wallace.....	L, 72-90
Dec. 11	at Case Western.....	W, 72-68
Dec. 13	at John Carroll.....	L, 76-91
Dec. 15	Gannon.....	W, 66-54
Dec. 20	Fenn.....	W, 72-39
Dec. 29	Colby.....	L, 63-67
Dec. 30	at Westminster.....	W, 75-69
Jan. 3	at Akron.....	L, 73-91

Jan. 7	John Carroll.....	W, 77-69
Jan. 13	Kent.....	L, 65-69
Jan. 15	Marietta.....	W, 83-79
Jan. 17	at Westminster.....	L, 72-75
Jan. 21	Mount Union.....	W, 72-62
Jan. 28	Geneva.....	L, 63-96
Jan. 31	at Alliance.....	W, 81-64
Feb. 3	Geneva.....	L, 80-87
Feb. 10	at Slippery Rock.....	L, 57-81
Feb. 12	Baldwin-Wallace.....	L, 86-96
Feb. 14	Muskingum.....	W, 91-87
Feb. 18	Westminster.....	L, 86-93
Feb. 20	Carnegie Tech.....	W, 69-67
Feb. 28	at LaSalle.....	L, 41-94

1953-54 11-16 • NAIA

Dec. 3	at Muskingum.....	W, 68-66
Dec. 5	at Baldwin-Wallace.....	L, 60-80
Dec. 7	at John Carroll.....	L, 61-76
Dec. 9	Geneva.....	L, 66-77
Dec. 12	at Detroit.....	L, 65-101
Dec. 15	at Westminster.....	L, 51-91
Dec. 17	at Steubenville.....	L, 67-76
Dec. 28	Baldwin-Wallace.....	W, 82-71
Dec. 29	Westminster.....	L, 63-76
Dec. 30	Muskingum.....	L, 63-76
Jan. 6	Kent.....	W, 76-69
Jan. 9	Gannon.....	L, 78-80
Jan. 11	at Alliance.....	W, 79-60
Jan. 14	at Marietta.....	L, 78-96
Jan. 20	at Mount Union.....	L, 62-64
Jan. 23	Geneva.....	L, 75-96
Jan. 28	Georgetown.....	W, 78-74
Jan. 30	Akron.....	W, 80-74
Feb. 1	Alliance.....	W, 90-79
Feb. 2	Baldwin-Wallace.....	W, 89-73
Feb. 8	John Carroll.....	L, 75-90
Feb. 10	Slippery Rock.....	W, 78-46
Feb. 13	at Fenn.....	W, 104-55
Feb. 17	Westminster.....	L, 87-94
Feb. 20	at Carnegie Tech.....	L, 53-71
Feb. 22	Case Western.....	W, 87-81
Feb. 24	at Wayne State.....	L, 74-77

^Youngstown Tournament

1954-55 10-17 • NAIA

Dec. 4	at Baldwin-Wallace.....	L, 67-74
Dec. 7	at Kent.....	L, 87-88
Dec. 11	Muskingum.....	W, 72-69
Dec. 13	Wayne State.....	W, 68-65
Dec. 16	Mount Union.....	W, 69-60
Dec. 18	Marietta.....	L, 70-83
Dec. 29	Westminster.....	L, 67-99
Dec. 30	Geneva.....	W, 82-74
Jan. 3	at Adrian.....	L, 79-80
Jan. 8	St. Vincent.....	W, 90-72
Jan. 11	at Gannon.....	W, 71-68
Jan. 13	Steubenville.....	L, 57-71
Jan. 15	at Alliance.....	W, 87-81
Jan. 20	Westminster.....	L, 75-85
Jan. 27	John Carroll.....	L, 80-93
Jan. 29	Geneva.....	L, 89-104
Jan. 31	Alliance.....	W, 95-76
Feb. 3	Baldwin-Wallace.....	L, 89-98
Feb. 5	Akron.....	L, 84-92
Feb. 9	St. Vincent.....	L, 60-81
Feb. 12	at Slippery Rock.....	W, 97-95
Feb. 14	Westminster.....	L, 77-85
Feb. 17	Carnegie Tech.....	W, 92-84
Feb. 19	at Geneva.....	L, 86-99
Feb. 21	at John Carroll.....	L, 95-108
Feb. 26	at Steubenville.....	L, 73-86



ALL-TIME SCORES

March 1 at Case WesternL, 84-93
 ^Youngstown Tournament

1955-56 12-14 • NAIA

Dec. 1 at Carnegie Tech.....L, 65-74
 Dec. 3 Case Western.....W, 89-65
 Dec. 5 Steubenville.....W, 80-66
 Dec. 10 Kent.....L, 75-82
 Dec. 12 at John Carroll.....L, 84-96
 Dec. 15 at Marietta.....L, 81-86
 Dec. 17 Adrian.....W, 102-73
 Jan. 4 at Steubenville.....L, 60-83
 Jan. 7 at Geneva.....L, 66-90
 Jan. 11 Westminster.....W, 80-77
 Jan. 14 at Alliance.....W, 82-60
 Jan. 16 St. Vincent.....L, 64-70
 Jan. 18 at Mount Union.....L, 55-56
 Jan. 21 Lawrence Tech.....W, 92-66
 Jan. 23 Gannon.....W, 95-75
 Jan. 25 Baldwin-Wallace.....L, 89-92
 Jan. 28 Geneva.....L, 75-78
 Jan. 30 Loyola (Chicago).....W, 87-81
 Feb. 4 at Adrian.....L, 86-87
 Feb. 8 Akron.....W, 76-74
 Feb. 11 at Westminster.....L, 82-95
 Feb. 13 Wilberforce.....W, 101-65
 Feb. 15 Alliance.....W, 90-70
 Feb. 18 Slippery Rock.....W, 98-80
 Feb. 20 at St. Vincent.....L, 73-75
 Feb. 25 at Baldwin-Wallace.....L, 88-107

1956-57 23-4 • NAIA

Dec. 1 at Baldwin-Wallace.....L, 72-82
 Dec. 5 at Kent.....W, 87-85
 Dec. 8 Marietta.....W, 87-62
 Dec. 12 at Alliance.....W, 89-48
 Dec. 15 John Carroll.....W, 84-73
 Dec. 19 Muskingum.....W, 76-66
 Jan. 5 at Akron.....L, 63-68
 Jan. 7 St. Vincent.....W, 88-63
 Jan. 9 Central State.....W, 80-56
 Jan. 12 at Gannon.....W, 78-50
 Jan. 16 Baldwin-Wallace.....W, 110-90
 Jan. 19 at Mount Union.....W, 84-43
 Jan. 26 at Geneva.....L, 69-79
 Jan. 28 Alliance.....W, 99-58
 Jan. 31 Westminster.....W, 76-66
 Feb. 7 Geneva.....W, 90-75
 Feb. 9 at Westminster.....W, 81-77
 Feb. 13 Steubenville.....W, 78-59
 Feb. 16 at Slippery Rock.....W, 106-68
 Feb. 19 at Lawrence Tech.....W, 101-74
 Feb. 20 at Detroit Tech.....W, 81-67
 Feb. 25 Saint Francis (Pa.).....W, 76-67
 March 4 Defiance.....W, 91-69
 March 5 Steubenville.....W, 59-58
 March 12 Westmont (Calif.)^.....W, 81-75
 March 13 Emporia State^.....W, 80-74
 March 14 SE Oklahoma^.....L, 65-69
 ^NAIA National Tournament
 (Kansas City, Mo.)

1957-58 23-7 • NAIA

Dec. 2 Kent State.....W, 71-61
 Dec. 7 Eastern Michigan.....W, 81-58
 Dec. 11 Alliance.....W, 88-59
 Dec. 13 at Muskingum.....L, 73-77
 Dec. 14 at Marietta.....W, 80-79
 Dec. 18 Akron.....W, 83-70
 Dec. 26 Anderson&.....W, 84-71
 Dec. 27 Geneva&.....W, 84-69

Dec. 28 Steubenville&.....L, 55-57
 Jan. 2 West Virginia Tech.....W, 92-91
 Jan. 8 Baldwin-Wallace.....W, 82-74
 Jan. 11 at Central State.....W, 60-54
 Jan. 13 at Steubenville.....L, 57-85
 Jan. 16 at St. Vincent.....L, 67-99
 Jan. 25 at Baldwin-Wallace.....W, 70-59
 Jan. 27 Gannon.....L, 77-86
 Jan. 30 at Westminster.....W, 79-55
 Feb. 1 Niagara.....W, 57-55
 Feb. 3 at Alliance.....W, 92-50
 Feb. 8 Geneva.....W, 61-60
 Feb. 12 Westminster.....W, 92-65
 Feb. 15 Detroit Tech.....W, 72-60
 Feb. 17 at John Carroll.....W, 99-93
 Feb. 21 at Saint Francis (Pa.).....L, 52-55
 Feb. 26 at Geneva.....W, 71-55
 March 4 Findlay.....W, 99-72
 March 5 Wilmington.....W, 80-59
 March 11 Quincy (Ill.)^.....W, 88-68
 March 12 UW-Platteville^.....W, 74-63
 March 13 Western Illinois^.....L, 67-70
 &NAIA Tipoff Tournament
 ^NAIA National Tournament
 (Kansas City, Mo.)

1958-59 19-9 • NAIA

Dec. 1 at Kent.....L, 51-53
 Dec. 6 at Eastern Michigan.....W, 71-62
 Dec. 8 at Alliance.....W, 91-58
 Dec. 10 Muskingum.....W, 85-60
 Dec. 13 at Akron.....L, 66-79
 Dec. 15 Culver Stockton.....W, 108-81
 Dec. 18 St. Vincent.....W, 103-72
 Dec. 20 Marietta.....W, 112-56
 Dec. 27 vs. Rockhurst&.....W, 77-71
 Dec. 29 vs. Tennessee State&.....L, 73-103
 Dec. 30 at Quincy (Ill.)&.....L, 90-96
 Jan. 5 Geneva.....W, 96-72
 Jan. 7 Saint Francis (Pa.).....W, 87-78
 Jan. 12 Central State.....W, 84-78
 Jan. 14 Baldwin-Wallace.....W, 106-82
 Jan. 26 at Geneva.....W, 85-83
 Jan. 31 Mount Union.....W, 71-59
 Feb. 2 at Gannon.....W, 88-64
 Feb. 7 at West Virginia Tech.....L, 77-93
 Feb. 14 at Niagara.....L, 64-79
 Feb. 18 at Alliance.....W, 95-63
 Feb. 21 at Saint Francis (Pa.).....L, 69-71
 Feb. 23 Anderson.....L, 69-71
 Feb. 28 at Baldwin-Wallace.....W, 91-80
 March 2 Findlay.....W, 103-65
 March 3 Baldwin-Wallace.....W, 97-77
 March 10 Northern (S.D.) State^.....W, 85-76
 March 11 Tennessee State^.....L, 80-89
 &NAIA Holiday Tournament (Quincy, Ill.)
 ^NAIA National Tournament
 (Kansas City, Mo.)

1959-60 11-14 • NAIA

Dec. 1 at Kent State.....L, 81-87
 Dec. 5 Alma.....W, 81-55
 Dec. 12 Baldwin-Wallace.....W, 89-60
 Dec. 14 at Alliance.....W, 75-65
 Dec. 16 St. Vincent.....W, 79-69
 Dec. 19 at St. Francis (Pa.).....L, 66-102
 Dec. 28 vs. Southern Illinois%.....L, 66-85
 Dec. 29 vs. Christian Brothers%.....L, 58-59
 Dec. 30 at Quincy (Ill.)%.....L, 85-89
 Jan. 6 Gannon.....W, 96-59
 Jan. 9 at Alma.....W, 88-51
 Jan. 11 Steubenville.....W, 79-69

Jan. 13 Kent.....W, 78-73
 Jan. 16 at Baldwin-Wallace.....W, 67-60
 Jan. 23 Kentucky Wesleyan.....L, 72-81
 Jan. 30 at Tennessee State.....L, 76-104
 Feb. 1 Alliance.....L, 58-60
 Feb. 6 at Marietta.....W, 61-50
 Feb. 10 Saint Francis (Pa.).....L, 70-89
 Feb. 13 at St. Vincent.....L, 56-64
 Feb. 15 Tennessee State.....L, 71-94
 Feb. 17 Akron.....L, 76-97
 Feb. 20 at Muskingum.....L, 82-90
 Feb. 22 at Steubenville.....L, 40-42
 Feb. 24 at Gannon.....W, 68-65
 %NAIA Holiday Tournament (Quincy, Ill.)

1960-61 21-7 • Division II

Dec. 1 Ashland.....W, 95-84
 Dec. 3 at Ohio.....L, 74-87
 Dec. 8 Lincoln.....W, 103-61
 Dec. 10 at Villa Madonna.....W, 92-85
 Dec. 14 at St. Vincent.....W, 60-59
 Dec. 17 Marietta.....W, 82-72
 Dec. 19 vs. Morris Harvey%.....W, 104-77
 Dec. 20 at Akron%.....L, 63-79
 Jan. 2 New Hampshire.....W, 89-70
 Jan. 4 Muskingum.....W, 76-59
 Jan. 7 Alderson-Broadus.....W, 98-82
 Jan. 9 Morris Harvey.....W, 83-74
 Jan. 11 at Central State.....W, 88-72
 Jan. 13 at Steubenville.....W, 58-53
 Jan. 21 at Saint Francis (Pa.).....L, 56-77
 Jan. 26 Gannon.....W, 90-72
 Jan. 28 at Baldwin-Wallace.....L, 64-74
 Feb. 1 Hillsdale.....W, 103-66
 Feb. 4 St. Vincent.....W, 104-67
 Feb. 8 Alliance.....W, 87-51
 Feb. 11 Steubenville.....W, 74-73
 Feb. 13 at Gannon.....W, 84-76
 Feb. 15 Baldwin-Wallace.....W, 82-61
 Feb. 20 Saint Francis (Pa.).....W, 75-71
 Feb. 22 at Alliance.....L, 49-64
 Feb. 27 at DePaul.....L, 55-78
 March 10 vs. Wittenberg^.....L, 28-43
 March 11 vs. S. Carolina State^.....W, 96-82
 %Akron Tournament (Akron, Ohio)
 ^Division II Mid-east Regional
 (Crawfordsville, Ind.)

1961-62 16-12 • Division II

Dec. 2 at Ashland.....L, 71-76
 Dec. 4 Alma.....W, 101-64
 Dec. 6 at Geneva.....L, 77-83
 Dec. 9 Villa Madonna.....W, 75-68
 Dec. 11 at Alderson-Broadus.....W, 69-51
 Dec. 14 St. Vincent.....W, 91-72
 Dec. 16 at Saint Francis (Pa.).....L, 63-71
 Jan. 3 Saint Francis (Pa.).....L, 57-73
 Jan. 6 at Gannon.....W, 62-61
 Jan. 8 Akron.....W, 63-46
 Jan. 10 Central State.....W, 72-67
 Jan. 13 Steubenville.....L, 61-68
 Jan. 20 at Muskingum.....W, 74-64
 Jan. 22 Baldwin-Wallace.....W, 61-52
 Jan. 25 at Kentucky Wesleyan.....L, 72-100
 Jan. 27 at Marietta.....L, 79-82
 Jan. 31 Hillsdale.....L, 62-63
 Feb. 3 Ohio.....L, 58-63
 Feb. 7 at Alliance.....L, 63-80
 Feb. 10 at Steubenville.....W, 60-52
 Feb. 12 Geneva.....W, 72-53
 Feb. 14 Gannon.....W, 57-47
 Feb. 17 at St. Vincent.....W, 60-56

Feb. 19 Alliance.....W, 78-69
 Feb. 21 at Hillsdale.....W, 69-60
 Feb. 26 at Baldwin-Wallace.....L, 64-66
 March 9 vs. Florida A&M^.....L, 60-74
 March 10 vs. Gannon^.....W, 58-52
 ^NCAA Division II Regional (Akron, Ohio)

1962-63 18-9 • Division II

Dec. 1 Ashland.....L, 51-66
 Dec. 3 Malone.....W, 64-45
 Dec. 5 Geneva.....W, 66-38
 Dec. 8 at Hillsdale.....W, 76-42
 Dec. 12 Alderson-Broadus.....W, 83-45
 Dec. 14 at Akron.....L, 55-63
 Dec. 19 at Geneva%.....W, 65-35
 Dec. 20 vs. Steubenville%.....L, 67-73
 Jan. 9 at Steubenville.....L, 45-63
 Jan. 12 St. Vincent.....W, 70-42
 Jan. 19 at Alliance.....L, 66-75
 Jan. 21 Gannon.....W, 53-48
 Jan. 24 Marietta.....W, 88-51
 Jan. 26 Niagara.....L, 65-82
 Jan. 28 Lakeland.....W, 94-72
 Jan. 30 at Geneva.....W, 58-51
 Feb. 2 Hillsdale.....W, 85-46
 Feb. 4 Muskingum.....W, 86-61
 Feb. 7 Baldwin-Wallace.....W, 60-42
 Feb. 9 Steubenville.....W, 77-49
 Feb. 14 Philadelphia Textile.....L, 50-63
 Feb. 16 at St. Vincent.....W, 83-39
 Feb. 18 Alliance.....W, 68-60
 Feb. 22 at Malone.....W, 70-64
 Feb. 26 at Gannon.....L, 70-72
 March 8 vs. Wittenberg^.....L, 31-38
 March 9 vs. Buffalo^.....W, 65-53
 %Geneva Tournament (Beaver Falls, Pa.)
 ^NCAA Division II Regional (Akron, Ohio)

1963-64 24-3 • Division II

Nov. 30 Malone.....W, 117-81
 Dec. 2 Hillsdale.....W, 89-47
 Dec. 7 Ashland.....W, 83-49
 Dec. 11 Gannon.....W, 74-44
 Dec. 16 at Geneva%.....W, 84-48
 Dec. 17 vs. Steubenville%.....W, 64-48
 Dec. 21 Illinois Wesleyan.....W, 92-65
 Dec. 28 Akron.....W, 101-82
 Jan. 4 at Marietta.....W, 71-50
 Jan. 8 at St. Vincent.....W, 99-51
 Jan. 11 Lakeland.....W, 127-53
 Jan. 18 at Baldwin-Wallace.....W, 74-63
 Jan. 22 Steubenville.....W, 64-61
 Jan. 25 at Buffalo.....W, 66-64
 Jan. 27 Alderson-Broadus.....W, 93-53
 Jan. 29 Geneva.....W, 127-71
 Feb. 1 at Central State.....L, 69-75
 Feb. 4 Lawrence Tech.....W, 83-75
 Feb. 6 at Gannon.....L, 63-78
 Feb. 10 Alliance.....W, 70-67
 Feb. 12 St. Vincent.....W, 101-62
 Feb. 19 at Philadelphia Textile.....W, 50-49
 Feb. 22 at Niagara.....W, 78-58
 Feb. 27 at Geneva.....W, 77-53
 Feb. 29 at Hillsdale.....W, 60-53
 March 6 vs. LeMoyn^.....L, 53-64
 March 7 vs. Ithaca^.....W, 91-79
 %Geneva Tournament (Beaver Falls, Pa.)
 ^NCAA Division II Regional (Akron, Ohio)

1964-65 20-6 • Division II

Dec. 1 at Ashland.....W, 43-41

ALL-TIME SCORES

Dec. 3	Quincy (Ill.)W, 83-77
Dec. 5	Michigan LutheranW, 91-61
Dec. 9	HillsdaleW, 96-63
Dec. 12	at Lawrence TechW, 74-65
Dec. 16	Central StateL, 63-84
Dec. 19	WoosterW, 53-51
Dec. 23	Illinois WesleyanW, 60-55
Dec. 28	MaineW, 81-60
Dec. 30	WindsorW, 88-64
Jan. 4	Baldwin-WallaceW, 83-70
Jan. 6	at MuskingumW, 36-35
Jan. 9	SusquehannaW, 84-69
Jan. 13	at SteubenvilleL, 48-50
Jan. 16	at GannonL, 47-48
Jan. 28	NiagaraL, 42-55
Jan. 30	Philadelphia TextileW, 104-81
Feb. 4	AllianceW, 83-73
Feb. 6	ParsonsW, 91-84
Feb. 8	SteubenvilleL, 49-62
Feb. 11	at Alderson-BroaddusW, 89-71
Feb. 13	GannonW, 73-61
Feb. 15	St. VincentW, 87-63
Feb. 17	at WindsorW, 86-77
Feb. 20	at WalshW, 95-73
Feb. 24	at AllianceL, 69-78

1965-66

19-7 • Division II

Dec. 1	at AshlandW, 57-47
Dec. 6	WalshW, 84-54
Dec. 8	at Baldwin-WallaceW, 97-70
Dec. 13	Michigan LutheranW, 86-62
Dec. 15	WindsorW, 90-67
Dec. 18	MuskingumW, 86-52
Dec. 20	HiramW, 88-59
Dec. 23	Illinois WesleyanW, 68-52
Jan. 5	at AllianceW, 65-59
Jan. 8	at NiagaraL, 67-87
Jan. 13	SW Missouri StateW, 83-70
Jan. 24	Alderson-BroaddusW, 83-66
Jan. 26	Buffalo StateW, 87-62
Jan. 29	at SusquehannaW, 92-64
Jan. 31	GannonL, 70-72
Feb. 5	at WalshW, 79-55
Feb. 9	Villa MadonnaW, 78-62
Feb. 12	at Michigan LutheranW, 110-66
Feb. 14	Tennessee StateL, 52-67
Feb. 17	AllianceW, 65-51
Feb. 19	at HillsdaleL, 66-81
Feb. 23	at WindsorL, 76-94
Feb. 26	at St. VincentW, 82-63
Feb. 28	at GannonL, 69-71
March 4	at Akron [^]L, 63-70
March 5	vs. Randolph Macon [^]W, 94-63

[^]NCAA Division II Regional (Akron, Ohio)

1966-67

18-7 • Division II

Dec. 1	AllianceW, 92-67
Dec. 5	WalshW, 111-51
Dec. 10	at MuskingumL, 73-80
Dec. 12	Texas SouthernW, 83-75
Dec. 15	San Francisco StateW, 93-71
Dec. 17	Philadelphia TextileL, 70-71
Dec. 20	HiramW, 99-78
Dec. 23	Illinois WesleyanW, 97-66
Dec. 30	Baldwin-WallaceW, 102-74
Jan. 5	St. VincentW, 133-83
Jan. 7	at GannonL, 75-76
Jan. 10	at AllianceW, 87-72
Jan. 14	at Buffalo StateL, 63-67
Jan. 21	HillsdaleW, 86-64
Jan. 25	at Tennessee StateL, 56-71
Feb. 1	Michigan LutheranW, 98-75

Feb. 4	GannonL, 39-41
Feb. 6	at Alderson-BroaddusW, 79-74
Feb. 8	GenevaW, 78-74
Feb. 11	at Central StateW, 71-56
Feb. 13	at Villa MadonnaL, 70-84
Feb. 15	Cleveland StateW, 102-74
Feb. 18	at Michigan LutheranW, 85-68
Feb. 22	at WalshW, 100-64
Feb. 25	at St. VincentW, 70-60

1967-68


17-8 • Division II

Dec. 2	at AkronL, 57-65
Dec. 7	Villa MadonnaW, 94-68
Dec. 9	MuskingumW, 96-72
Dec. 16	Illinois WesleyanW, 97-83
Dec. 19	HiramW, 84-64
Dec. 21	UW-OshkoshW, 88-83
Dec. 23	Belmont AbbeyW, 78-71
Dec. 30	GenevaW, 96-79
Jan. 4	Alderson-BroaddusW, 98-86
Jan. 6	at Eastern MichiganL, 58-92
Jan. 13	at AllianceL, 65-67
Jan. 15	Michigan LutheranW, 75-71
Jan. 20	at Central StateL, 60-62
Jan. 24	Buffalo StateW, 113-80
Jan. 27	Eastern MichiganW, 68-58
Feb. 3	at GannonL, 74-78
Feb. 6	AllianceW, 103-73
Feb. 10	at Cleveland StateW, 69-66
Feb. 13	at Baldwin-WallaceL, 77-79
Feb. 15	St. VincentW, 115-73
Feb. 17	at Philadelphia TextileL, 73-95
Feb. 20	GannonW, 85-83
Feb. 24	at St. VincentL, 73-80
Feb. 27	AkronW, 71-68
March 2	at HillsdaleW, 87-75

1968-69

19-7 • Division II

Nov. 30	St. VincentW, 83-71
Dec. 7	TorontoW, 75-51
Dec. 9	HillsdaleW, 97-55
Dec. 14	Philadelphia TextileW, 72-60
Dec. 21	HiramW, 89-58
Dec. 27	San Francisco StateW, 79-66
Dec. 28	Illinois WesleyanW, 107-93
Jan. 4	KenyonL, 86-100
Jan. 7	AkronW, 49-41
Jan. 9	Baldwin-WallaceL, 68-74
Jan. 11	AllianceW, 105-84
Jan. 15	SteubenvilleW, 88-65
Jan. 18	at AkronL, 59-73
Jan. 22	Cleveland StateW, 73-68
Jan. 25	at Michigan LutheranL, 68-87



Dave Culliver led YSU in scoring in 1964-65 and 1965-66.

Jan. 29	at GenevaW, 73-61
Feb. 1	Michigan LutheranL, 59-73
Feb. 3	St. NorbertW, 92-70
Feb. 5	at SteubenvilleW, 75-74
Feb. 8	Central StateL, 52-53
Feb. 12	GannonW, 70-67
Feb. 15	at Wayne StateW, 79-62
Feb. 19	at AllianceW, 66-53
Feb. 22	at St. VincentW, 77-76
Feb. 26	Wayne StateW, 116-61
March 1	at GannonL, 70-74

1969-70

22-5 • Division II


Dec. 3	Cleveland StateW, 67-48
Dec. 6	St. VincentW, 91-65
Dec. 11	at Baldwin-WallaceW, 83-69
Dec. 13	WestminsterW, 106-74
Dec. 20	at AkronW, 55-48
Dec. 22	HiramW, 93-43
Dec. 27	Wisconsin-OshkoshW, 87-81
Dec. 30	Eastern MontanaW, 90-76
Jan. 3	Illinois WesleyanW, 79-64
Jan. 7	KenyonW, 98-82
Jan. 10	at HillsdaleW, 71-60
Jan. 17	AllianceW, 93-66
Jan. 19	at Cleveland StateW, 78-68
Jan. 24	at WestminsterW, 86-65
Jan. 26	San Francisco StateW, 89-50
Jan. 28	GenevaW, 95-57
Jan. 31	at SteubenvilleW, 86-52
Feb. 4	GannonW, 94-64
Feb. 7	at Central StateL, 52-67
Feb. 9	at Thomas MoreL, 59-77
Feb. 14	AkronW, 80-69
Feb. 18	at St. VincentW, 87-70
Feb. 21	at AllianceW, 82-51
Feb. 24	SteubenvilleW, 66-56
Feb. 28	at GannonL, 50-53
March 6	vs. Philadelphia Textile [^]L, 52-79
March 7	vs. Cheyney State [^]L, 91-94

[^]NCAA Division II Mideast Regional (Reading, Pa.)

1970-71

19-6 • Division II

Dec. 2	St. VincentW, 105-73
Dec. 5	at GenevaW, 89-63
Dec. 12	WestminsterW, 79-54
Dec. 19	KenyonW, 82-58
Dec. 22	HiramW, 60-35
Dec. 23	at Cleveland StateW, 76-55
Dec. 29	Wisconsin-OshkoshW, 63-56
Jan. 2	Baldwin-WallaceW, 65-59
Jan. 6	AkronL, 73-98
Jan. 9	San DiegoW, 75-57
Jan. 14	GannonW, 88-77
Jan. 16	at WestminsterW, 70-61
Jan. 20	at SteubenvilleL, 57-66
Jan. 23	at AkronL, 71-77
Jan. 26	DefianceW, 89-72
Jan. 28	AllianceW, 74-60
Jan. 30	at Buffalo StateL, 52-63
Feb. 3	Cleveland StateW, 79-65
Feb. 6	Western New EnglandW, 90-72
Feb. 8	HillsdaleW, 76-53
Feb. 13	Central StateL, 48-60
Feb. 16	at GannonL, 73-75
Feb. 20	at AllianceW, 107-63
Feb. 23	SteubenvilleW, 85-68
Feb. 27	at St. VincentW, 86-64



Bill Johnson led YSU in assists in 1970-71 and 1971-72.

1971-72

22-7 • Division II

Dec. 4	St. VincentW, 71-53
Dec. 11	GenevaW, 103-59
Dec. 13	Ohio WesleyanW, 88-57
Dec. 16	KenyonW, 94-63
Dec. 21	Ohio DominicanW, 97-77
Dec. 23	Illinois WesleyanW, 85-76
Dec. 29	Western IllinoisW, 91-51
Jan. 5	at AkronL, 57-62
Jan. 7	Buffalo StateW, 90-61
Jan. 10	at WalshW, 81-61
Jan. 12	GannonW, 70-54
Jan. 15	AllianceW, 71-47
Jan. 18	at Cleveland StateW, 80-69
Jan. 22	at WestminsterW, 74-51
Jan. 24	DefianceL, 70-71
Jan. 27	at SteubenvilleW, 88-55
Jan. 29	AkronL, 53-54
Feb. 2	WalshW, 71-58
Feb. 5	at AllianceW, 82-59
Feb. 8	at Baldwin-WallaceL, 69-84
Feb. 12	at HillsdaleL, 62-64
Feb. 16	Cleveland StateW, 79-62
Feb. 19	SteubenvilleW, 86-61
Feb. 23	at GannonW, 79-72
Feb. 26	at St. VincentW, 91-57
Feb. 29	at PittsburghL, 66-82
March 9	vs. Gannon [^]W, 81-71
March 10	vs. Cheyney State [^]W, 90-80
March 11	at Akron [^]L, 71-87

[^]NCAA Mideast Regional (Akron, Ohio)

1972-73

10-13 • Division II

Dec. 2	OhioL, 59-68
Dec. 16	AllianceW, 75-50
Dec. 20	Cleveland StateL, 53-71
Dec. 23	San Francisco StateL, 62-80
Dec. 28	Eastern MontanaL, 70-72
Dec. 30	ClarionL, 49-61
Jan. 6	at AllianceW, 74-61
Jan. 10	GannonL, 54-63
Jan. 13	Western IllinoisW, 64-63
Jan. 18	at Cleveland StateL, 66-72
Jan. 20	WestminsterW, 66-58
Jan. 22	at WalshW, 67-51
Jan. 25	at SteubenvilleL, 42-47
Jan. 27	AkronL, 59-65
Jan. 31	Philadelphia TextileL, 50-61
Feb. 3	Ohio DominicanW, 61-51
Feb. 7	Baldwin-WallaceW, 88-50



ALL-TIME SCORES

Feb. 10 at Western Illinois.....L, 73-93
 Feb. 14 at Westminster.....W, 78-59
 Feb. 17 Steubenville.....W, 38-37
 Feb. 21 at Gannon.....L, 53-64
 Feb. 24 Hillsdale.....W, 63-57
 Feb. 28 at Akron.....L, 53-62

1973-74

10-16 • Division II

Dec. 1 Walsh.....L, 63-64
 Dec. 8 New Hampshire.....W, 83-77
 Dec. 13 San Francisco State.....L, 81-84
 Dec. 15 Kenyon.....W, 91-82
 Dec. 17 Ohio Dominican.....W, 97-63
 Dec. 19 at Clarion.....L, 79-94
 Dec. 22 St. Mary's (Calif.).....L, 71-91
 Dec. 28 Georgia State&.....W, 87-79
 Dec. 29 Cleveland State&.....W, 84-81
 Jan. 5 at Alliance.....W, 85-80
 Jan. 9 Ashland.....L, 67-83
 Jan. 12 UW-Milwaukee.....L, 70-72
 Jan. 16 Alliance.....W, 95-69
 Jan. 19 at UW-Milwaukee.....L, 75-90
 Jan. 23 at Steubenville.....L, 34-47
 Jan. 26 Akron.....L, 70-79
 Jan. 30 at Philadelphia Textile.....W, 93-76
 Feb. 2 at Akron.....W, 78-69
 Feb. 5 at Mount Union.....L, 89-105
 Feb. 9 Buffalo.....W, 90-89
 Feb. 13 at Cleveland State.....L, 93-99
 Feb. 16 Pittsburgh.....L, 71-91
 Feb. 20 at Gannon.....L, 77-90
 Feb. 23 Steubenville.....L, 50-53
 Feb. 27 at Ashland.....L, 84-98
 March 2 Gannon.....L, 70-74
 & YSU Holiday Classic

1974-75

19-9 • Division II

Nov. 30 Kenyon.....W, 96-46
 Dec. 7 Southern California.....W, 107-66
 Dec. 14 New Hampshire.....W, 121-46
 Dec. 17 Mount Union.....W, 79-76
 Dec. 21 Calif.-Hayward.....W, 99-78
 Dec. 27 Missouri-Rolla&.....W, 70-68
 Dec. 28 Samford&.....W, 83-77
 Jan. 4 at Nebraska-Omaha.....L, 97-100
 Jan. 8 at Pittsburgh.....L, 62-86
 Jan. 11 Philadelphia Textile.....W, 69-61
 Jan. 13 at Walsh.....W, 78-69
 Jan. 15 Alliance.....W, 112-62
 Jan. 18 Ashland.....W, 96-80
 Jan. 22 at Alliance.....W, 96-85
 Jan. 25 Gannon.....W, 60-58
 Jan. 29 at Steubenville.....W, 95-88
 Feb. 1 Akron.....L, 61-65
 Feb. 3 at Hillsdale.....W, 88-84
 Feb. 5 at Ashland.....W, 71-64
 Feb. 8 at Buffalo.....W, 100-98
 Feb. 12 at Akron.....L, 55-70
 Feb. 15 Cleveland State.....L, 89-93
 Feb. 19 at Gannon.....L, 64-75
 Feb. 22 Nebraska-Omaha.....L, 76-80
 Feb. 26 Steubenville.....W, 80-73
 March 1 Georgia State.....W, 82-57
 March 7 vs. Saint Joseph's (Ind.)^.....L, 78-96
 March 8 at Eastern Illinois^.....L, 80-86
 & YSU Holiday Classic
 ^NCAA Great Lakes Regional
 (Charleston, Ill.)

1975-76

17-9 • Division II

Nov. 29 Hillsdale.....W, 82-60

Dec. 3 Mount Union.....W, 71-66
 Dec. 12 IUPUI.....W, 78-61
 Dec. 16 Kenyon.....W, 73-56
 Dec. 19 SIU-Edwardsville&.....W, 79-62
 Dec. 20 Akron&.....L, 62-64
 Jan. 7 at Westminster.....W, 67-53
 Jan. 9 Northern Kentucky.....L, 81-82
 Jan. 10 at Philadelphia Textile.....L, 64-76
 Jan. 17 Akron.....W, 58-57
 Jan. 19 at Steubenville.....W, 86-76
 Jan. 21 Walsh.....W, 94-70
 Jan. 24 Nebraska-Omaha.....L, 54-63
 Jan. 28 Wilberforce.....W, 108-72
 Jan. 31 Steubenville.....L, 66-68
 Feb. 4 at Gannon.....W, 77-64
 Feb. 7 at Nebraska-Omaha.....L, 55-68
 Feb. 11 at Akron.....L, 55-73
 Feb. 14 Ashland.....W, 60-55
 Feb. 16 at Buffalo State.....W, 71-66
 Feb. 21 Gannon.....W, 86-79
 Feb. 23 at Northern Kentucky.....W, 85-70
 Feb. 25 Alliance.....W, 95-59
 Feb. 28 Westminster.....W, 69-56
 March 1 at Ashland.....L, 67-72
 March 3 at Cleveland State.....L, 86-88
 & YSU Holiday Classic

1976-77

22-7 • Division II

Nov. 27 Kenyon.....W, 71-66
 Dec. 1 Walsh.....W, 100-74
 Dec. 11 at Mount Union.....W, 72-65
 Dec. 15 at Alliance.....W, 95-68
 Dec. 17 CCNY&.....W, 86-53
 Dec. 18 Saint Joseph's (Ind.)&.....W, 99-73
 Dec. 21 Pittsburgh.....W, 78-73
 Jan. 5 Northern Iowa.....W, 48-46
 Jan. 8 Philadelphia Textile.....W, 62-60
 Jan. 10 at Dayton.....L, 59-83
 Jan. 12 Steubenville.....W, 84-71
 Jan. 15 Akron.....L, 56-61
 Jan. 17 at Northern Kentucky.....L, 65-81
 Jan. 19 Ashland.....W, 67-63
 Jan. 22 Buffalo State.....L, 66-72
 Jan. 26 Northern Kentucky.....W, 69-67
 Jan. 29 Wright State.....W, 73-71
 Feb. 2 at Steubenville.....W, 72-63
 Feb. 5 Buffalo.....W, 84-79
 Feb. 8 at Gannon.....L, 68-85
 Feb. 12 IUPUI.....W, 76-67
 Feb. 14 at Westminster.....W, 54-53
 Feb. 16 Maine.....W, 77-68
 Feb. 19 Gannon.....W, 82-78
 Feb. 23 Cleveland State.....W, 90-65
 Feb. 26 at Akron.....W, 84-80
 March 1 at Ashland.....L, 72-73
 March 7 Randolph-Macon^.....L, 68-71
 March 8 Bellarmine^.....W, 81-79
 & YSU Holiday Classic
 ^NCAA Great Lakes Regional

1977-78

16-9 • Division II

Nov. 26 Saginaw Valley.....W, 68-67
 Dec. 3 at Ohio.....L, 64-67
 Dec. 10 IUPUI.....W, 88-49
 Dec. 14 at Maine.....L, 74-88
 Dec. 17 W. Virginia Wesleyan.....W, 68-61
 Dec. 20 Bellarmine.....L, 63-70
 Dec. 28 Buffalo State&.....W, 70-60
 Dec. 29 Baltimore&.....W, 71-56
 Jan. 4 Clarion.....W, 71-63
 Jan. 7 Steubenville.....W, 96-60
 Jan. 10 at Philadelphia Textile.....L, 65-73

Jan. 14 Akron.....W, 101-81
 Jan. 16 at Northern Iowa.....L, 65-77
 Jan. 18 Ashland.....W, 101-80
 Jan. 21 at Gannon.....W, 62-61
 Jan. 23 at Steubenville.....W, 90-55
 Jan. 25 Northern Kentucky.....W, 75-68
 Jan. 28 at Wright State.....L, 59-60
 Feb. 4 at Akron.....W, 91-78
 Feb. 7 at Buffalo.....L, 85-87
 Feb. 11 Mankato State.....W, 87-75
 Feb. 14 at Bellarmine.....W, 68-63
 Feb. 18 Gannon.....L, 57-61
 Feb. 23 at Cleveland State.....L, 56-57
 Feb. 28 at Ashland.....W, 56-51
 & YSU Holiday Classic

1978-79

13-13 • 4-6 Mid-Con • Div. II

Dec. 2 UM-Eastern Shore.....W, 78-70
 Dec. 9 Mount Union.....W, 91-78
 Dec. 16 Ohio.....L, 71-86
 Dec. 20 Wright State.....L, 55-75
 Dec. 29 Delaware State&.....W, 69-52
 Dec. 30 Saint Francis (Pa.)&.....L, 67-70
 Jan. 3 Bellarmine.....W, 81-74
 Jan. 6 Akron*.....W, 53-51
 Jan. 8 at Northern Kentucky.....W, 69-60
 Jan. 11 Eastern Illinois*.....L, 57-67
 Jan. 13 Western Illinois*.....W, 75-65
 Jan. 15 at Westminster.....L, 50-59
 Jan. 17 Ashland.....L, 102-107
 Jan. 22 at Gannon.....L, 58-77
 Jan. 25 Northern Michigan*.....L, 68-75
 Jan. 27 Northern Iowa*.....L, 65-75
 Jan. 31 Philadelphia Textile.....W, 66-56
 Feb. 3 at Akron*.....L, 47-61
 Feb. 8 at Western Illinois*.....L, 77-78
 Feb. 10 at Eastern Illinois*.....L, 64-80
 Feb. 14 Buffalo.....W, 67-53
 Feb. 17 Gannon.....W, 89-59
 Feb. 22 at Northern Iowa*.....W, 63-61
 Feb. 24 at Northern Michigan*.....W, 58-48
 Feb. 27 at Ashland.....W, 112-73
 March 1 Cleveland State.....L, 70-74
 & YSU Holiday Classic
 *Mid-Continent Conference Game

1979-80

17-10 • 2-6 Mid-Con • Div. II

Dec. 1 Steubenville.....W, 99-81
 Dec. 8 St. Vincent.....W, 74-56
 Dec. 10 at Buffalo.....W, 59-57
 Dec. 12 UM-Eastern Shore.....W, 79-66
 Dec. 15 Akron.....W, 87-53
 Dec. 18 at Bellarmine.....L, 85-95
 Dec. 22 at Ohio.....W, 72-68
 Jan. 3 Northern Kentucky.....W, 88-77
 Jan. 5 at Gannon.....W, 65-62
 Jan. 8 at Akron.....W, 80-67
 Jan. 12 Westminster.....W, 65-49
 Jan. 14 at Philadelphia Textile.....W, 76-65
 Jan. 17 Ashland.....W, 83-81
 Jan. 19 Cheyney State.....W, 69-57
 Jan. 24 at Northern Michigan*.....L, 69-90
 Jan. 26 at Northern Iowa*.....W, 72-69
 Jan. 31 Eastern Illinois*.....W, 70-60
 Feb. 2 Western Illinois*.....L, 73-77
 Feb. 7 at Western Illinois*.....L, 65-68
 Feb. 9 at Eastern Illinois*.....L, 67-86
 Feb. 14 Gannon.....L, 65-71
 Feb. 16 at Steubenville.....W, 73-58
 Feb. 18 at Wright State.....L, 61-72
 Feb. 21 Northern Iowa*.....L, 65-70
 Feb. 23 Northern Michigan*.....L, 73-82

Feb. 26 at Ashland.....L, 74-82
 Feb. 28 at Cleveland State.....W, 77-72
 *Mid-Continent Conference Game

1980-81

13-13 • 3-3 Mid-Con • Div. II

Dec. 3 UM-Eastern Shore.....L, 56-66
 Dec. 6 at St. Vincent.....W, 75-57
 Dec. 13 Ohio.....W, 93-85
 Dec. 16 at Akron.....L, 67-85
 Dec. 20 Western Illinois*.....W, 78-73
 Jan. 3 Bellarmine.....L, 77-78
 Jan. 7 at West Virginia.....L, 59-81
 Jan. 10 at Northern Michigan*.....L, 67-77
 Jan. 12 at Westminster.....L, 70-74
 Jan. 14 Ashland.....W, 70-67
 Jan. 17 Gannon.....W, 56-52
 Jan. 22 at Western Illinois*.....L, 66-80
 Jan. 24 at Eastern Illinois*.....L, 70-72
 Jan. 28 Philadelphia Textile.....W, 43-42
 Jan. 31 Northern Michigan*.....W, 66-62
 Feb. 4 Wright State.....L, 59-66
 Feb. 7 Cheyney State.....L, 66-74
 Feb. 9 at Tennessee Tech.....L, 59-61
 Feb. 14 Eastern Illinois*.....W, 70-63
 Feb. 16 at Cleveland State.....L, 63-94
 Feb. 19 at Gannon.....W, 52-47
 Feb. 21 Tennessee Tech.....W, 69-59
 Feb. 23 at Ashland.....W, 89-85
 Feb. 25 Akron.....W, 78-64
 Feb. 28 Cleveland State.....L, 56-59
 March 2 at Northern Kentucky.....W, 81-77
 *Mid-Continent Conference Game

1981-82

8-18 • 5-11 Ohio Valley

Nov. 28 Westminster.....L, 66-68
 Dec. 2 Gannon.....W, 65-57
 Dec. 5 at Delaware State.....L, 51-67
 Dec. 10 at Austin Peay*.....W, 66-50
 Dec. 12 at Murray State*.....L, 63-67
 Dec. 17 Eastern Kentucky*.....W, 68-57
 Dec. 19 Morehead State*.....L, 62-69
 Dec. 21 at Missouri.....L, 60-97
 Jan. 5 at Bellarmine.....L, 61-64
 Jan. 7 at Tennessee Tech*.....W, 76-60
 Jan. 9 at Middle Tennessee*.....L, 56-73
 Jan. 13 West Virginia.....L, 60-62
 Jan. 16 at Akron*.....L, 62-64
 Jan. 21 Cleveland State.....W, 67-55
 Jan. 23 Western Kentucky*.....L, 59-66
 Jan. 28 at Eastern Kentucky*.....W, 86-75
 Jan. 30 at Morehead State*.....L, 60-71
 Feb. 1 at Wright State.....L, 74-85
 Feb. 4 Tennessee Tech*.....L, 49-66
 Feb. 6 Middle Tennessee*.....L, 67-73
 Feb. 10 Delaware State.....W, 72-47
 Feb. 13 Akron*.....L, 61-78
 Feb. 18 at Western Kentucky*.....L, 51-63
 Feb. 20 at Cleveland State.....L, 71-91
 Feb. 25 Austin Peay*.....W, 65-51
 Feb. 27 Murray State*.....L, 66-69
 *Ohio Valley Conference Game

1982-83

15-12 • 5-9 Ohio Valley

Nov. 27 vs. Columbia*.....W, 55-51
 Nov. 28 vs. UNC-Wilmington*.....W, 58-52
 Dec. 1 at West Virginia.....L, 79-105
 Dec. 4 Bellarmine.....W, 96-79
 Dec. 9 UM-Eastern Shore.....W, 72-63
 Dec. 11 Hiram.....W, 107-75
 Dec. 16 at Ohio State.....L, 53-81
 Dec. 18 Delaware State.....W, 70-68

ALL-TIME SCORES

Dec. 20 Tennessee Tech* L, 74-76
 Jan. 7 at Murray State* L, 83-92
 Jan. 8 at Middle Tennessee* W, 73-66
 Jan. 10 at Detroit L, 72-73
 Jan. 12 at Cleveland State W, 65-57
 Jan. 15 Austin Peay* W, 75-70
 Jan. 21 at Eastern Kentucky* L, 78-83
 Jan. 22 at Morehead State* L, 74-90
 Jan. 29 Akron* L, 66-68
 Feb. 4 Murray State* L, 74-79
 Feb. 5 MTSU* W, 73-72
 Feb. 10 at Austin Peay* W, 73-72
 Feb. 12 Cleveland State W, 99-77
 Feb. 14 at Delaware State W, 89-86
 Feb. 18 Eastern Kentucky* L, 69-75
 Feb. 19 Morehead State* L, 70-75
 Feb. 23 at Gannon W, 58-56
 Feb. 26 at Akron* W, 52-48
 March 5 at Tennessee Tech* L, 57-70
 %Utica Matt's Classic (Utica, N.Y.)
 *Ohio Valley Conference Game

1983-84

18-11 • 9-5 Ohio Valley

Nov. 26 Ferris State W, 87-60
 Dec. 1 Ohio Dominican W, 104-37
 Dec. 3 LaSalle W, 81-76
 Dec. 8 vs. Auburn& L, 52-78
 Dec. 9 vs. Florida A&M& W, 84-69
 Dec. 12 at Dayton L, 64-73
 Dec. 15 Hiram W, 85-61
 Dec. 17 at Purdue L, 54-65
 Dec. 19 vs. Butler% W, 90-79
 Dec. 20 at Ball State% W, 64-63
 Jan. 6 Akron* W, 80-51
 Jan. 12 Austin Peay* W, 73-63
 Jan. 14 Murray State* W, 59-57
 Jan. 18 Utica L, 67-68
 Jan. 19 at Middle Tennessee* W, 59-57
 Jan. 21 at Tennessee Tech* L, 72-77
 Jan. 26 Morehead State* L, 77-88
 Jan. 28 Eastern Kentucky* W, 75-61
 Feb. 1 UNC-Wilmington W, 79-67
 Feb. 4 at Akron* W, 74-72
 Feb. 9 at Morehead State* L, 64-88
 Feb. 11 at Eastern Kentucky* L, 46-47
 Feb. 16 at Austin Peay* W, 62-57
 Feb. 18 at Murray State* L, 62-83
 Feb. 23 Middle Tennessee* W, 75-64
 Feb. 24 Tennessee Tech* W, 80-64
 March 1 at UNC-Wilmington L, 43-72
 March 9 Tennessee Tech^ W, 63-55
 March 10 at Morehead State^ L, 44-47
 &Colonial Bank Classic (Mobile, Ala.)
 %Cardinal Varsity Club Classic (Muncie, Ind.)
 *Ohio Valley Conference Game
 ^Ohio Valley Conference Tournament (Morehead, Ky.)

1984-85

19-11 • 8-6 Ohio Valley


Nov. 26 Brooklyn W, 71-58
 Nov. 30 vs. Alabama State% W, 81-55
 Dec. 1 at Northern Iowa% W, 70-57
 Dec. 3 Wooster W, 80-64
 Dec. 5 at Michigan L, 73-103
 Dec. 8 at Tulsa L, 49-67
 Dec. 15 South Alabama W, 74-73
 Dec. 18 at South Florida L, 56-63
 Dec. 20 at Alabama L, 69-88
 Dec. 22 Eastern Michigan L, 70-74
 Dec. 27 Cleveland State W, 70-63
 Dec. 29 at Bellarmine W, 86-84

Jan. 5 at Akron* W, 75-61
 Jan. 12 at Austin Peay* L, 72-74
 Jan. 14 at Murray State* L, 62-66
 Jan. 16 Hiram W, 58-56
 Jan. 19 Middle Tennessee* W, 57-56
 Jan. 21 Tennessee Tech* W, 68-67
 Jan. 26 at Morehead State* L, 65-67
 Jan. 27 at Eastern Kentucky* L, 61-74
 Feb. 2 Akron* W, 73-67
 Feb. 2 Morehead State* W, 71-65
 Feb. 9 Morehead State* W, 71-65
 Feb. 11 Eastern Kentucky* W, 61-60
 Feb. 16 Austin Peay* W, 80-64
 Feb. 18 Murray State* W, 59-57
 Feb. 23 at MTSU* W, 82-76
 Feb. 25 at Tennessee Tech* L, 54-64
 Feb. 28 vs. Morehead State^ W, 79-74
 March 1 vs. Eastern Kentucky^ W, 95-61
 March 2 at Middle Tennessee^ L, 63-66
 %UNI-Dome Classic (Cedar Falls, Iowa)
 *Ohio Valley Conference Game
 ^Ohio Valley Conference Tournament

1985-86

12-16 • 8-6 Ohio Valley

Nov. 23 Clarion W, 85-69
 Nov. 25 at Eastern Michigan L, 77-87
 Nov. 30 at Saint Louis L, 58-76
 Dec. 2 at Cleveland State L, 69-101
 Dec. 4 at Michigan L, 42-56
 Dec. 8 St. Mary's (Mich.) W, 95-51
 Dec. 14 Northern Iowa W, 64-62
 Dec. 17 at South Alabama L, 63-69
 Dec. 20 vs. Georgia Southern# L, 59-61
 Dec. 21 vs. North Texas State# L, 72-85
 Dec. 28 Central Michigan L, 68-69
 Dec. 30 Morgan State W, 88-64
 Jan. 4 Akron* L, 62-64
 Jan. 11 Morehead State* W, 75-48
 Jan. 13 Eastern Kentucky* W, 75-69
 Jan. 18 at Murray State* L, 74-82
 Jan. 20 at Austin Peay* L, 66-74
 Jan. 25 at Middle Tennessee* L, 70-84
 Jan. 27 at Tennessee Tech* L, 55-67
 Feb. 1 at Akron* W, 65-62
 Feb. 3 Saint Louis L, 61-78
 Feb. 8 Tennessee Tech* W, 63-55
 Feb. 10 Middle Tennessee* W, 72-61



Ray Robinson led YSU to within one game of the NCAA Tournament in 1984-85.

Feb. 15 at Eastern Kentucky* W, 67-54
 Feb. 17 at Morehead State* L, 81-87
 Feb. 22 Austin Peay* W, 64-60
 Feb. 24 Murray State* W, 58-56
 March 3 Tennessee Tech^ L, 68-71
 #Rajun Cajun Bayou Classic (Lafayette, La.)
 *Ohio Valley Conference Game
 ^Ohio Valley Conference Tournament

1986-87

11-17 • 4-10 Ohio Valley

Nov. 28 vs. Marist% W, 56-52
 Nov. 29 at St. John's% L, 65-75
 Dec. 1 Slippery Rock W, 86-73
 Dec. 5 Florida A&M& W, 76-68
 Dec. 6 Bucknell& W, 77-70
 Dec. 13 Cleveland State L, 73-87
 Dec. 15 at South Alabama L, 63-72
 Dec. 17 at Ohio L, 63-82
 Dec. 22 Ashland W, 85-76
 Dec. 27 South Carolina State W, 84-64
 Jan. 3 at Akron* L, 46-60
 Jan. 10 at Morehead State* L, 73-111
 Jan. 12 at Eastern Kentucky* L, 66-69
 Jan. 17 Murray State* L, 58-61
 Jan. 19 Austin Peay* L, 68-74
 Jan. 24 Middle Tennessee* L, 88-93
 Jan. 26 Tennessee Tech* W, 115-87
 Jan. 28 Wright State W, 99-90
 Jan. 31 Akron* W, 71-68
 Feb. 2 Saint Louis L, 76-85
 Feb. 4 at Detroit L, 62-64
 Feb. 7 at Tennessee Tech* W, 74-65
 Feb. 9 at Middle Tennessee* L, 79-88
 Feb. 14 Eastern Kentucky* L, 80-93
 Feb. 16 Morehead State* W, 69-68
 Feb. 21 at Austin Peay* L, 89-106
 Feb. 23 at Murray State* L, 68-77
 March 2 at Akron^ L, 74-103
 ^Joe Lapchick Tournament (Jamaica, N.Y.)
 & YSU Holiday Classic
 *Ohio Valley Conference Game
 ^Ohio Valley Conference Tournament

1987-88

7-21 • 2-12 Ohio Valley

Nov. 28 Wooster W, 61-58
 Dec. 4 at Marshall% L, 65-79
 Dec. 5 vs. SE Louisiana% W, 54-51
 Dec. 13 at Cleveland State L, 75-103
 Dec. 15 Ohio L, 60-68
 Dec. 17 at Central Michigan L, 59-89
 Dec. 19 Tennessee State* W, 66-65
 Dec. 29 Eastern Washington& W, 48-47
 Dec. 30 Radford& W, 73-64
 Jan. 4 Detroit W, 67-63
 Jan. 9 Akron L, 61-80
 Jan. 16 Middle Tennessee* L, 61-78
 Jan. 18 Tennessee Tech* L, 59-79
 Jan. 20 Wright State L, 63-93
 Jan. 23 at Morehead State* W, 67-64
 Jan. 25 at Eastern Kentucky* L, 55-83
 Jan. 28 at Saint Louis L, 52-74
 Jan. 30 Murray State* L, 62-87
 Feb. 1 Austin Peay* L, 68-78
 Feb. 6 at Akron L, 59-90
 Feb. 13 at Austin Peay* L, 54-91
 Feb. 15 at Murray State* L, 64-71
 Feb. 20 at Tennessee Tech* L, 71-81
 Feb. 22 at Middle Tennessee* L, 58-78
 Feb. 24 at Tennessee State* L, 65-90
 Feb. 27 Eastern Kentucky* L, 77-83
 Feb. 29 Morehead State* L, 85-87
 March 7 at Middle Tennessee^ L, 76-81

%M.M.I. Tournament (Huntington, W. Va.)
 & YSU Holiday Classic
 *Ohio Valley Conference Game
 ^Ohio Valley Conference Tournament

1988-89

5-23 Independent

Nov. 26 Clarion L, 71-73
 Nov. 29 at Minnesota L, 64-97
 Dec. 3 Bowling Green L, 68-74
 Dec. 10 Cleveland State L, 90-97
 Dec. 15 at Central Michigan L, 63-79
 Dec. 17 at Northern Iowa L, 79-109
 Dec. 19 at Ohio L, 86-90
 Dec. 21 at Michigan L, 72-121
 Dec. 29 Prairie View A&M& L, 74-84
 Dec. 30 Houston Baptist& W, 81-72
 Jan. 4 Saint Louis L, 64-77
 Jan. 7 at Tennessee State L, 78-82
 Jan. 11 Liberty L, 71-72
 Jan. 14 Chicago State L, 62-65
 Jan. 16 at Akron L, 73-97
 Jan. 18 at Clemson L, 74-104
 Jan. 21 at South Carolina L, 78-92
 Jan. 25 at Brooklyn W, 83-70
 Jan. 30 Hiram W, 97-74
 Feb. 4 Akron L, 73-99
 Feb. 6 Kenyon W, 90-43
 Feb. 11 at Eastern Michigan L, 86-108
 Feb. 15 at Detroit L, 67-91
 Feb. 18 Brooklyn W, 67-45
 Feb. 23 at Chicago State L, 63-69
 Feb. 25 at Western Michigan L, 71-98
 March 1 at Wright State L, 90-104
 March 4 UMKC L, 74-77
 & YSU Holiday Classic

1989-90

8-20 Independent

Nov. 25 Slippery Rock L, 90-96
 Nov. 29 Thiel W, 80-59
 Dec. 2 at Bowling Green L, 76-97
 Dec. 9 at Robert Morris L, 74-92
 Dec. 11 Valparaiso W, 89-71
 Dec. 15 at Morehead State L, 74-90
 Dec. 18 Ohio L, 95-96
 Dec. 21 Nicholls State& W, 93-79
 Dec. 22 Central Michigan& L, 66-67
 Dec. 30 at Minnesota L, 57-97
 Jan. 2 at Saint Francis (Pa.) L, 85-97
 Jan. 6 Akron L, 61-90
 Jan. 10 at Cleveland State L, 67-83
 Jan. 13 Wright State L, 80-90
 Jan. 15 at Detroit L, 77-94
 Jan. 20 at Chicago State L, 64-82
 Jan. 22 at UMKC L, 72-81
 Jan. 27 UM-Baltimore County W, 90-86
 Jan. 29 Northeastern Illinois W, 95-79
 Feb. 3 at Akron L, 68-71
 Feb. 5 Saint Francis (Pa.) W, 95-85
 Feb. 10 at Wright State L, 74-94
 Feb. 12 UW-Milwaukee L, 57-63
 Feb. 17 Western Michigan L, 80-91
 Feb. 19 Chicago State W, 78-47
 Feb. 24 at Liberty L, 72-76
 Feb. 26 at UMBC W, 85-83
 March 3 Eastern Michigan L, 71-82
 & YSU Holiday Classic

1990-91

12-16 Independent

Nov. 24 Bluffton W, 108-73
 Nov. 28 Point Park W, 127-65
 Dec. 1 at Ohio State L, 67-112




ALL-TIME SCORES

Dec. 8	Robert MorrisW, 80-68
Dec. 10	at ValparaisoL, 65-68
Dec. 15	Wright StateL, 94-109
Dec. 17	at OhioL, 70-85
Dec. 21	Alabama StateW, 89-87
Dec. 22	Delaware StateL, 96-104
Dec. 29	St. VincentW, 83-68
Jan. 5	MinnesotaL, 77-95
Jan. 9	Cleveland StateL, 87-91
Jan. 12	Chicago StateW, 97-81
Jan. 14	UW-MilwaukeeL, 72-74
Jan. 19	at NE IllinoisW, 105-101
Jan. 23	AkronL, 66-71
Jan. 28	KenyonW, 94-85
Jan. 31	at The CitadelL, 101-102
Feb. 2	at Coastal CarolinaL, 66-79
Feb. 7	at UW-MilwaukeeW, 82-74
Feb. 9	at Chicago StateL, 94-95
Feb. 13	at Bowling GreenL, 64-79
Feb. 16	NE IllinoisW, 102-69
Feb. 18	at AkronL, 70-75
Feb. 20	Morehead StateW, 106-96
Feb. 23	at Towson StateL, 75-80
March 2	at LibertyW, 80-77
March 5	at Wright StateL, 71-107
	& YSU Holiday Classic	

1991-92 6-22 Independent

Nov. 23	MessiahW, 54-53
Nov. 25	DykeW, 72-49
Nov. 30	OhioL, 62-72
Dec. 2	at MinnesotaL, 59-98
Dec. 7	at Robert MorrisL, 64-75
Dec. 13	BuffaloW, 76-72
Dec. 14	Western IllinoisL, 59-65
Dec. 16	at Coppin StateL, 59-76
Dec. 21	RadfordW, 75-70
Dec. 28	Tennessee StateW, 81-73
Dec. 30	Wright StateL, 81-95
Jan. 4	Towson StateL, 52-67
Jan. 11	Coppin StateL, 65-84
Jan. 15	Bowling GreenL, 45-65
Jan. 18	Northeastern IllinoisL, 60-72
Jan. 23	at AkronL, 67-80
Jan. 25	at Air ForceL, 57-83



Reggie Kemp starred for the Penguins from 1989-93.

Jan. 29	at DetroitL, 64-91
Feb. 1	UW-MilwaukeeL, 62-72
Feb. 5	at Wright StateL, 73-91
Feb. 8	at RadfordL, 58-70
Feb. 10	at DrexelL, 63-73
Feb. 15	at NE IllinoisL, 71-74
Feb. 20	AkronL, 67-73
Feb. 22	Pittsburgh-JohnstownL, 74-78
Feb. 24	Pittsburgh-BradfordW, 107-68
Feb. 29	at UW-MilwaukeeL, 55-71
March 4	at Cleveland StateL, 70-93
	& YSU Holiday Classic	

1992-93 3-23 • 2-14 Mid-Con

Dec. 3	Air ForceW, 82-78
Dec. 5	at NorthwesternL, 57-87
Dec. 12	at AkronL, 66-82
Dec. 19	DrexelL, 62-75
Dec. 23	at St. Peter'sL, 68-81
Dec. 29	at Georgia TechL, 85-105
Jan. 2	AkronL, 59-65
Jan. 5	St. Peter'sL, 67-79
Jan. 9	Western IllinoisW, 79-63
Jan. 11	Eastern IllinoisL, 75-76
Jan. 16	UW-Green BayL, 62-81
Jan. 18	Northern IllinoisL, 82-88
Jan. 20	BuffaloW, 104-89
Jan. 23	at Cleveland StateL, 48-88
Jan. 25	at Wright StateL, 65-100
Jan. 30	at ValparaisoL, 76-85
Feb. 1	at Illinois-ChicagoL, 71-89
Feb. 6	Wright StateL, 87-95
Feb. 10	at BuffaloL, 64-76
Feb. 13	at Western IllinoisL, 78-92
Feb. 15	at Eastern IllinoisL, 76-82
Feb. 18	ValparaisoL, 72-93
Feb. 20	Illinois-ChicagoL, 74-88
Feb. 22	Cleveland StateL, 78-96
Feb. 27	at UW-Green BayL, 47-67
March 1	at Northern IllinoisL, 80-84
	*Mid-Continent Conference Game	

1993-94 5-21 • 3-15 Mid-Con

Nov. 27	at PittsburghL, 66-112
Dec. 11	at AkronL, 47-52
Dec. 15	NorthwesternL, 70-86
Dec. 18	at CincinnatiL, 55-95
Dec. 20	at OhioL, 42-85
Dec. 29	Central ConnecticutW, 80-62
Jan. 8	at Eastern IllinoisW, 68-57
Jan. 10	at Wright StateL, 73-79
Jan. 12	BuffaloW, 86-78
Jan. 15	UW-Green BayL, 67-69
Jan. 17	UW-MilwaukeeL, 71-83
Jan. 22	at Illinois-ChicagoL, 75-95
Jan. 24	at ValparaisoL, 84-93
Jan. 27	Cleveland StateW, 67-64
Jan. 29	Northern IllinoisW, 77-66
Jan. 31	Western IllinoisL, 63-71
Feb. 5	at UW-Green BayL, 58-69
Feb. 7	at UW-MilwaukeeL, 70-79
Feb. 10	at BuffaloL, 60-64
Feb. 12	Eastern IllinoisL, 67-69
Feb. 14	Wright StateL, 78-88
Feb. 19	at Northern IllinoisL, 57-84
Feb. 21	at Western IllinoisL, 65-69
Feb. 24	at Cleveland StateL, 72-77
Feb. 26	Illinois-ChicagoL, 82-84
Feb. 28	ValparaisoL, 55-70
	*Mid-Continent Conference Game	

1994-95

18-10 • 10-8 Mid-Con

Nov. 30	WilmingtonW, 59-33
Dec. 10	AkronW, 69-53
Dec. 13	at NorthwesternL, 62-71
Dec. 16	vs. Murray StateW, 53-48
Dec. 17	at Wright StateW, 62-56
Dec. 20	at NiagaraW, 78-61
Dec. 30	Thomas MoreW, 79-54
Jan. 3	at NE IllinoisL, 49-58
Jan. 5	at Chicago StateL, 73-83
Jan. 7	Central ConnecticutL, 69-73
Jan. 9	Troy StateW, 83-65
Jan. 14	BuffaloW, 70-63
Jan. 16	Robert MorrisW, 61-59
Jan. 21	Western IllinoisW, 72-54
Jan. 23	UMKCW, 67-52
Jan. 28	at Eastern IllinoisW, 74-72
Jan. 30	at ValparaisoL, 58-72
Feb. 4	Chicago StateL, 88-90
Feb. 6	NE IllinoisW, 71-50
Feb. 11	at Troy StateW, 74-69
Feb. 13	at Central ConnecticutW, 63-60
Feb. 18	at BuffaloL, 72-75
Feb. 23	at UMKCW, 69-63
Feb. 25	at Western IllinoisL, 75-87
Feb. 27	ValparaisoW, 79-75
March 1	Eastern IllinoisL, 81-87
March 3	Troy StateW, 90-83
March 4	at ValparaisoL, 52-77
	•USAir Classic (Dayton, Ohio)	
	*Mid-Continent Conference Game	
	^Mid-Continent Tournament	

1995-96

12-15 • 7-11 Mid-Con

Nov. 28	at NorthwesternL, 61-67
Dec. 2	Wash & JeffersonW, 84-44
Dec. 10	KenyonW, 84-58
Dec. 12	Cleveland StateW, 59-49
Dec. 16	at MaineL, 54-70
Dec. 19	at Wright StateL, 66-74
Dec. 21	at Robert MorrisW, 66-59
Dec. 30	NiagaraW, 69-60
Jan. 2	at BuffaloL, 56-60
Jan. 6	at Western IllinoisL, 60-64
Jan. 8	at UMKCW, 66-55
Jan. 13	NE IllinoisL, 54-56
Jan. 15	Chicago StateW, 89-59
Jan. 20	at Eastern IllinoisL, 68-74
Jan. 22	at ValparaisoL, 63-73
Jan. 27	Troy StateW, 90-80
Jan. 29	Central ConnecticutL, 65-79
Feb. 1	BuffaloL, 51-53
Feb. 3	UMKCL, 59-69
Feb. 5	Western IllinoisW, 73-48
Feb. 10	at Chicago StateW, 87-75
Feb. 12	at NE IllinoisL, 62-76
Feb. 17	ValparaisoW, 75-60
Feb. 19	Eastern IllinoisW, 74-65
Feb. 22	at Central ConnecticutL, 57-66
Feb. 25	at Troy StateL, 88-93
March 2	vs. Western IllinoisL, 48-68
	*Mid-Continent Conference Game	
	^Mid-Continent Tournament (Moline, Ill.)	

1996-97

9-18 • 4-12 Mid-Con

Nov. 26	at Notre DameL, 48-69
Nov. 30	Saint Francis (Pa.)L, 56-72
Dec. 3	at Saint Francis (Pa.)L, 58-65
Dec. 7	LaRocheW, 79-56
Dec. 13	MaineL, 57-60
Dec. 17	at Cleveland StateL, 61-69

Dec. 21	at StetsonW, 72-54
Dec. 23	at Central FloridaW, 83-74
Dec. 30	Wright StateW, 69-63
Jan. 2	Central ConnecticutW, 68-47
Jan. 6	at ValparaisoL, 46-57
Jan. 8	at Western IllinoisL, 56-67
Jan. 11	Troy StateL, 63-72
Jan. 13	UMKCL, 71-73
Jan. 18	SienaW, 70-65
Jan. 22	at BuffaloL, 48-70
Jan. 25	at NE IllinoisL, 70-76
Jan. 27	at Chicago StateW, 92-82
Feb. 1	Western IllinoisL, 56-72
Feb. 3	ValparaisoW, 66-64
Feb. 6	at UMKCW, 68-59
Feb. 8	at Troy StateL, 64-70
Feb. 12	BuffaloL, 59-67
Feb. 15	Chicago StateL, 69-74
Feb. 17	NE IllinoisL, 48-55
Feb. 24	at Central ConnecticutL, 52-60
March 2	vs. Western IllinoisL, 64-66
	*Mid-Continent Conference Game	
	^Mid-Con Tournament (Moline, Ill.)	

1997-98

20-9 • 11-5 Mid-Con

Nov. 15	at Saint Francis (Pa.)L, 46-60
Nov. 18	Slippery RockW, 86-54
Nov. 29	at DuquesneW, 76-73
Dec. 3	Fairleigh DickinsonL, 69-75
Dec. 6	at UMKCW, 75-60
Dec. 15	Central StateW, 103-63
Dec. 17	Loyola (Ill.)W, 80-68
Dec. 20	at NiagaraW, 63-60
Dec. 22	Saint Francis (Pa.)W, 75-69
Dec. 29	vs. Troy StateW, 75-54
Dec. 30	at ToledoL, 51-54
Jan. 3	NE IllinoisW, 74-53
Jan. 5	Chicago StateW, 90-63
Jan. 8	at Oral RobertsL, 81-104
Jan. 10	at Southern UtahL, 80-86
Jan. 14	BuffaloW, 81-62
Jan. 19	at Western IllinoisW, 71-52
Jan. 24	at ValparaisoW, 69-66
Jan. 29	at Chicago StateW, 77-70
Jan. 31	at NE IllinoisW, 73-69
Feb. 5	Southern UtahW, 66-50
Feb. 7	Oral RobertsW, 90-69
Feb. 14	at BuffaloL, 57-72
Feb. 16	UMKCW, 69-47
Feb. 19	ValparaisoL, 68-70
Feb. 23	Western IllinoisL, 57-66
March 1	vs. UMKCW, 75-59
March 2	vs. Oral RobertsW, 74-60
March 3	vs. ValparaisoL, 48-67
	#MVP Classic (Toledo, Ohio)	
	*Mid-Continent Conference Game	
	^Mid-Continent Tournament (Moline, Ill.)	

1998-99

14-14 • 9-5 Mid-Con

Nov. 18	at KentL, 56-67
Nov. 20	Slippery RockW, 69-40
Nov. 24	at HofstraL, 62-65
Nov. 28	at Loyola (Chicago)W, 66-64
Dec. 3	at Southern UtahL, 53-65
Dec. 11	vs. IdahoL, 67-68
Dec. 12	vs. St. Mary's (Calif.)L, 53-88
Dec. 16	at Fairleigh DickinsonW, 74-71
Dec. 19	MontanaL, 74-81
Dec. 22	HofstraL, 59-61
Jan. 2	IUPUIW, 68-44
Jan. 4	OaklandW, 71-55
Jan. 7	at Western IllinoisL, 70-81



ALL-TIME SCORES

Jan. 9 at Valparaiso* L, 76-83
 Jan. 16 Oral Roberts* W, 76-69
 Jan. 18 UMKC* W, 61-58
 Jan. 21 Western Illinois* L, 74-79
 Jan. 23 at Oakland L, 87-89
 Jan. 27 Central State L, 55-58
 Jan. 30 at IUPUI* W, 64-42
 Feb. 4 Chicago State* W, 55-45
 Feb. 6 Southern Utah* W, 75-57
 Feb. 11 at Chicago State* W, 75-58
 Feb. 13 Valparaiso* W, 61-60
 Feb. 18 at Oral Roberts* L, 68-72
 Feb. 20 at UMKC* W, 85-62
 Feb. 28 vs. Southern Utah^ W, 78-56
 March 1 vs. Oral Roberts^ L, 58-72
 #Montana Power Classic (Missoula, Mont.)
 *Mid-Continent Conference Game

^Mid-Continent Tournament (Moline, Ill.)

1999-2000

12-16 • 9-7 Mid-Con

Nov. 19 Slippery Rock W, 92-71
 Nov. 20 at No. 1 Cincinnati L, 67-94
 Nov. 23 at Kent L, 56-78
 Nov. 29 at Western Michigan L, 71-78
 Dec. 2 Southern Utah* W, 76-72
 Dec. 4 vs. Kent% L, 53-72
 Dec. 14 Niagara L, 77-82
 Dec. 17 at Montana L, 83-103
 Dec. 20 Toledo L, 57-63
 Dec. 22 Saint Francis (Pa.) L, 69-72
 Dec. 29 vs. Tennessee State& W, 80-73
 Dec. 30 at Chattanooga& W, 62-58
 Jan. 6 at IUPUI* W, 43-41
 Jan. 8 at Oakland* L, 66-85
 Jan. 13 Western Illinois* W, 76-59
 Jan. 15 Valparaiso* W, 55-49
 Jan. 20 at UMKC* W, 66-61
 Jan. 22 at Oral Roberts* L, 63-79
 Jan. 27 at Western Illinois* W, 59-58
 Jan. 29 Oakland* W, 68-65
 Feb. 5 IUPUI* L, 48-55
 Feb. 10 at Chicago State* W, 70-65
 Feb. 12 at Southern Utah* L, 76-85
 Feb. 17 Chicago State* W, 66-58
 Feb. 19 at Valparaiso* L, 57-65
 Feb. 24 Oral Roberts* L, 80-83
 Feb. 26 UMKC* L, 81-83
 March 5 vs. Oral Roberts^ L, 59-67
 %BCA Classic (Columbus, Ohio)

&Dr. Pepper Classic (Chattanooga, Tenn.)

*Mid-Continent Conference Game

^Mid-Con Tournament (Moline, Ill.)

2000-01

19-11 • 11-5 Mid-Con

Nov. 18 at Saint Francis (Pa.) W, 64-63
 Nov. 20 Slippery Rock W, 85-59
 Nov. 25 Clarion W, 78-58
 Nov. 28 Western Michigan W, 64-52
 Nov. 30 at Oakland* L, 62-63
 Dec. 2 at Oral Roberts* W, 63-62
 Dec. 6 at Kent State L, 55-76
 Dec. 9 at Boston College L, 65-93
 Dec. 16 Detroit L, 53-54
 Dec. 20 vs. No. 22 Cincinnati# L, 65-74
 Dec. 21 vs. Florida Atlantic# W, 72-53
 Dec. 22 vs. Northern Iowa# W, 79-76
 Dec. 29 vs. Northern Iowa\$ W, 54-46
 Dec. 30 at UW-Green Bay\$ L, 58-66
 Jan. 2 at Robert Morris W, 69-56
 Jan. 4 UMKC* W, 75-63
 Jan. 6 at IUPUI* W, 73-71
 Jan. 11 at Valparaiso* L, 51-60
 Jan. 13 Southern Utah* W, 73-67

Jan. 18 Western Illinois* W, 84-71
 Jan. 20 Chicago State* W, 71-68
 Jan. 25 at Western Illinois* L, 116-121
 Jan. 27 IUPUI* W, 82-78
 Feb. 1 at Chicago State* W, 81-64
 Feb. 8 Oral Roberts* W, 82-70
 Feb. 10 Valparaiso* L, 68-82
 Feb. 15 at Southern Utah* L, 58-85
 Feb. 17 at UMKC* W, 75-69
 Feb. 22 Oakland* W, 88-84
 March 4 vs. Oral Roberts^ L, 70-73
 #Puerto Rico Holiday Classic (San Juan, P.R.)
 \$Onieda Classic (Green Bay, Wis.)
 *Mid-Continent Conference Game
 ^Mid-Con Tournament (Fort Wayne, Ind.)

2001-02

5-23 • 2-14 Horizon League

Nov. 17 at Evansville L, 64-87
 Nov. 20 Slippery Rock W, 99-67
 Nov. 25 at DePaul L, 69-107
 Nov. 29 at Valparaiso L, 50-80
 Dec. 1 at Chicago State L, 72-81
 Dec. 8 at Toledo L, 65-79
 Dec. 15 Kent State W, 75-70
 Dec. 19 Robert Morris L, 80-87
 Dec. 22 at UMKC L, 53-68
 Dec. 30 at Western Illinois L, 79-84
 Jan. 2 UW-Milwaukee* L, 55-77
 Jan. 5 Wright State* W, 87-80
 Jan. 10 at Cleveland State* L, 58-71
 Jan. 12 Butler* L, 50-68
 Jan. 17 Detroit* L, 51-66
 Jan. 19 at Loyola* L, 63-72
 Jan. 21 at Illinois-Chicago* L, 69-85
 Jan. 28 at UW-Green Bay* L, 50-53
 Jan. 31 at Wright State* L, 69-76
 Feb. 2 Loyola* L, 55-75
 Feb. 4 Illinois-Chicago* L, 57-63
 Feb. 9 at UW-Milwaukee* L, 76-96
 Feb. 14 Cleveland State* L, 48-58
 Feb. 16 at Butler* L, 50-75
 Feb. 18 at Detroit* L, 52-63
 Feb. 21 UW-Green Bay* W, 69-55
 Feb. 23 IPFW W, 78-71
 March 1 vs. UW-Green Bay^ L, 65-86
 *Horizon League Game

^Horizon League Tournament (Cleveland)

2002-03

9-20 • 4-12 Horizon League

Nov. 22 at Indiana State L, 56-63
 Nov. 26 Slippery Rock W, 73-52
 Nov. 30 Toledo W, 69-61
 Dec. 4 at Saint Francis (Pa.) L, 56-70
 Dec. 7 Buffalo W, 63-48
 Dec. 13 Shawnee State W, 84-69
 Dec. 18 at Duquesne L, 56-61
 Dec. 21 at UMKC L, 59-71
 Dec. 28 Niagara L, 58-66
 Dec. 31 at Loyola* L, 59-76
 Jan. 6 at Oakland L, 70-75
 Jan. 9 Cleveland State* W, 57-55
 Jan. 11 at UW-Milwaukee* L, 56-74
 Jan. 13 Wright State* W, 66-60
 Jan. 18 at Butler* L, 60-64
 Jan. 23 Detroit* L, 49-57
 Jan. 25 Illinois-Chicago* L, 76-78
 Jan. 29 UW-Green Bay* W, 77-76
 Feb. 1 at Wright State* L, 68-80
 Feb. 6 Loyola* W, 65-63
 Feb. 8 at IPFW L, 63-65
 Feb. 13 at Cleveland State* L, 76-86
 Feb. 15 UW-Milwaukee* L, 61-86

Feb. 19 at UW-Green Bay* L, 53-69
 Feb. 22 Butler* L, 60-69
 Feb. 27 at Detroit* L, 52-86
 March 1 at Illinois-Chicago* L, 47-73
 March 4 at UW-Green Bay^ W, 65-61
 March 7 vs. Illinois-Chicago^ L, 59-79
 *Horizon League Game
 ^Horizon League Tournament

2003-04

8-20 • 4-12 Horizon League

Nov. 22 at Niagara L, 80-89
 Nov. 26 at Toledo L, 74-78
 Nov. 29 Saint Francis (Pa.) W, 77-61
 Dec. 1 at Boston U L, 61-83
 Dec. 3 Slippery Rock W, 106-69
 Dec. 6 at Buffalo L, 66-86
 Dec. 13 at No. 20 Pittsburgh L, 42-57
 Dec. 18 Wright State* L, 59-69
 Dec. 20 Oakland L, 67-70
 Dec. 22 UMKC W, 73-65
 Jan. 3 at Loyola* L, 78-85
 Jan. 5 at Illinois-Chicago* L, 47-66
 Jan. 8 at UW-Green Bay* L, 52-62
 Jan. 10 Cleveland State* W, 86-82
 Jan. 15 at UW-Milwaukee* L, 74-80
 Jan. 21 Butler* L, 66-67
 Jan. 24 at Cleveland State* W, 61-59
 Jan. 29 Loyola* W, 76-75
 Jan. 31 IPFW W, 71-61
 Feb. 5 at Detroit* L, 43-64
 Feb. 7 UW-Green Bay* L, 70-73
 Feb. 12 Illinois-Chicago* L, 58-62
 Feb. 14 UW-Milwaukee* W, 85-84
 Feb. 19 at Wright State* L, 61-81
 Feb. 21 at Bowling Green L, 64-76
 Feb. 25 at Butler* L, 76-81
 Feb. 28 Detroit* L, 46-56
 March 2 at Butler^ L, 57-88
 *Horizon League Game

^Horizon League Tournament

2004-05

5-23 • 2-14 Horizon League

Nov. 21 Lock Haven W, 70-56
 Nov. 23 Slippery Rock W, 78-60
 Nov. 27 Boston U L, 55-71
 Dec. 3 at SMS# L, 52-88
 Dec. 4 vs. SE Louisiana# L, 55-77
 Dec. 11 Bowling Green L, 59-81
 Dec. 14 Siena L, 78-79
 Dec. 18 at Wright State* L, 51-72
 Dec. 21 Loyola* W, 76-68
 Dec. 29 Saint Francis (Pa.) L, 56-70
 Dec. 31 at Duquesne L, 54-78
 Jan. 3 UIC* L, 56-62
 Jan. 6 at UW-Green Bay* L, 55-78
 Jan. 8 at Cleveland State* L, 62-78
 Jan. 12 UW-Milwaukee* L, 42-65
 Jan. 15 at IPFW L, 59-79
 Jan. 19 at Butler* L, 37-50
 Jan. 22 Cleveland State* L, 77-78
 Jan. 26 at Loyola* L, 50-71
 Feb. 3 Detroit* W, 59-55
 Feb. 5 UW-Green Bay* L, 49-78
 Feb. 10 at UIC* L, 65-71
 Feb. 12 at UW-Milwaukee* L, 67-90
 Feb. 16 Wright State* L, 64-71
 Feb. 19 Eastern Michigan W, 74-60
 Feb. 23 Butler* L, 59-79
 Feb. 26 at Detroit* L, 47-62
 March 1 at Loyola^ L, 76-79
 *Horizon League Game

^Horizon League Tournament

#Price Cutter Classic (Springfield, Mo.)

2005-06

7-21 • 4-12 Horizon League

Nov. 19 at Saint Francis (Pa.) L, 58-71
 Nov. 23 Slippery Rock W, 95-53
 Nov. 26 at Akron L, 62-67
 Nov. 30 Kent State L, 69-77
 Dec. 4 at Marshall L, 70-73
 Dec. 7 at Eastern Michigan L, 71-77
 Dec. 10 at St. Bonaventure L, 58-66
 Dec. 17 Duquesne W, 72-51
 Dec. 21 James Madison W, 72-65
 Dec. 28 at Siena L, 67-75
 Dec. 31 at UIC* L, 84-85
 Jan. 2 at Loyola* W, 84-76
 Jan. 5 UW-Green Bay* W, 95-70
 Jan. 7 at Detroit* L, 63-68
 Jan. 12 Wright State* L, 60-64
 Jan. 14 Cleveland State* L, 50-63
 Jan. 21 Butler* W, 64-62
 Jan. 26 UW-Milwaukee* L, 70-78
 Jan. 28 at Cleveland State* W, 68-63
 Jan. 30 at Wright State* L, 67-81
 Feb. 2 UIC* L, 63-70
 Feb. 9 at UW-Milwaukee* L, 57-98
 Feb. 11 at UW-Green Bay* L, 58-80
 Feb. 15 Detroit* L, 54-65
 Feb. 18 at Canisius L, 68-75
 Feb. 22 at Butler* L, 64-72
 Feb. 25 Loyola* L, 84-87
 Feb. 28 at Loyola^ L, 61-76
 *Horizon League Game

^Horizon League Tournament

2006-07

14-17 • 7-9 Horizon League

Nov. 8 vs. Central Michigan& W, 74-50
 Nov. 9 at Michigan State& L, 61-86
 Nov. 13 at Duquesne L, 75-81
 Nov. 19 Slippery Rock W, 95-57
 Nov. 22 at Michigan L, 56-65
 Nov. 24 at No. 3 Ohio State L, 57-91
 Nov. 28 Canisius L, 59-71
 Dec. 2 at UIC* L, 64-80
 Dec. 5 Lock Haven W, 70-36
 Dec. 10 at UW-Milwaukee* W, 68-65
 Dec. 16 at Robert Morris L, 78-79
 Dec. 19 at James Madison W, 78-58
 Dec. 22 at Kent State W, 62-58
 Dec. 30 Loyola* W, 76-71
 Jan. 2 Akron L, 61-70
 Jan. 6 at Detroit* L, 51-66
 Jan. 11 UW-Green Bay* L, 49-59
 Jan. 13 UW-Milwaukee* W, 81-63
 Jan. 17 at No. 15 Butler* L, 39-67
 Jan. 20 Cleveland State* W, 68-63
 Jan. 24 at Wright State* L, 49-62
 Jan. 29 at Loyola* L, 68-80
 Jan. 31 No. 11 Butler* L, 58-71
 Feb. 3 UIC* W, 92-87
 Feb. 8 at UW-Green Bay* L, 46-55
 Feb. 14 Detroit* W, 82-70
 Feb. 17 Eastern Kentucky W, 66-61
 Feb. 22 Wright State* W, 72-57
 Feb. 24 at Cleveland State* L, 55-68
 Feb. 27 Detroit^ W, 82-80
 March 2 vs. UW-Green Bay^% L, 55-72
 *Horizon League Game

^Horizon League Tournament

%at Dayton, Ohio

&K Sports College Hoops Classic



ALL-TIME SCORES

2007-08

9-21 • 5-13 Horizon League

Nov. 12	at No. 2 UCLA&.....	L, 52-83
Nov. 13	vs. Weber State&.....	W, 69-66
Nov. 16	Lock Haven.....	W, 95-55
Nov. 24	at Notre Dame.....	L, 75-87
Nov. 28	at Saint Francis (Pa.).....	W, 70-65
Dec. 1	at Eastern Kentucky.....	L, 50-61
Dec. 5	Kent State.....	L, 52-59
Dec. 8	at Cleveland State*.....	L, 54-77
Dec. 17	Robert Morris.....	L, 71-74
Dec. 21	at Akron.....	L, 59-79
Dec. 29	Slippery Rock.....	W, 77-63
Jan. 3	UIC*.....	W, 80-68
Jan. 5	Loyola*.....	W, 71-61
Jan. 7	Milwaukee*.....	L, 39-61
Jan. 10	at Wright State*.....	L, 55-66
Jan. 12	at Detroit*.....	W, 70-66
Jan. 17	Valparaiso*.....	L, 61-67
Jan. 19	No. 12 Butler*.....	L, 69-78
Jan. 24	at Milwaukee*.....	L, 69-76
Jan. 26	at Green Bay*.....	L, 58-66
Jan. 31	at Loyola*.....	L, 68-69
Feb. 2	at UIC*.....	L, 72-86
Feb. 7	Detroit*.....	W, 55-48
Feb. 9	Wright State*.....	L, 47-50
Feb. 14	at No. 9 Butler*.....	L, 73-89
Feb. 16	at Valparaiso*.....	L, 58-77
Feb. 20	Green Bay*.....	W, 76-73
Feb. 23	at Buffalo.....	L, 82-95
March 1	Cleveland State*.....	L, 58-65
March 4	at UIC^.....	L, 59-70

*Horizon League Game

^Horizon League Tournament
& O'Reilly Auto Parts CBE Classic

2008-09

11-19 • 7-11 Horizon League

Nov. 15	Buffalo.....	L, 62-70
Nov. 18	at Maryland.....	L, 49-73
Nov. 22	Allegheny.....	W, 96-59
Nov. 25	at Robert Morris.....	L, 72-74
Nov. 29	Saint Francis (Pa.).....	L, 65-66
Dec. 4	Valparaiso*.....	L, 57-68
Dec. 6	Butler*.....	L, 71-79
Dec. 15	at Kent State.....	L, 74-82
Dec. 19	at High Point.....	W, 64-61
Dec. 21	at Charlotte.....	L, 80-100
Dec. 29	Lock Haven.....	W, 81-60
Jan. 1	at Detroit*.....	W, 80-78
Jan. 3	at Wright State*.....	L, 59-60
Jan. 8	UIC*.....	W, 80-70
Jan. 10	Loyola*.....	L, 57-68
Jan. 15	at Milwaukee*.....	L, 50-69
Jan. 17	at Green Bay*.....	L, 61-78
Jan. 23	Cleveland State*.....	W, 64-60
Jan. 26	Akron.....	L, 53-67
Jan. 29	Wright State*.....	L, 61-67
Jan. 31	Detroit*.....	L, 64-68
Feb. 5	at Loyola*.....	W, 60-49
Feb. 7	at UIC*.....	W, 68-60
Feb. 12	Green Bay*.....	W, 77-73
Feb. 14	Milwaukee*.....	W, 70-68
Feb. 18	at Cleveland State*.....	L, 54-58
Feb. 21	Saint Peter's (N.J.).....	W, 68-64
Feb. 26	at Butler*.....	L, 57-78
Feb. 28	at Valparaiso*.....	L, 59-67
March 3	UIC^.....	L, 68-73

*Horizon League Game

^Horizon League Tournament

2009-10

8-22 • 2-16 Horizon League

Nov. 13	at Xavier.....	L, 57-83
---------	----------------	----------

Nov. 15	Hiram.....	W, 81-41
Nov. 18	Kent State.....	L, 61-70
Nov. 21	at Saint Peter's (N.J.).....	W, 68-56
Nov. 24	Geneva.....	W, 88-47
Nov. 28	at Pitt.....	L, 56-72
Dec. 3	at Detroit*.....	L, 71-82
Dec. 5	at Wright State*.....	L, 54-67
Dec. 16	at Saint Francis (Pa.).....	W, 74-65
Dec. 19	at Green Bay*.....	L, 67-75
Dec. 22	High Point.....	W, 82-69
Dec. 30	Robert Morris.....	L, 72-67
Jan. 2	Cleveland State*.....	L, 48-70
Jan. 7	UIC*.....	W, 76-67
Jan. 9	Loyola*.....	W, 71-67
Jan. 14	at Valparaiso*.....	L, 66-70
Jan. 16	at No. 22 Butler*.....	L, 61-91
Jan. 22	Milwaukee*.....	L, 59-69
Jan. 24	Green Bay*.....	L, 55-69
Jan. 27	North Carolina Central.....	W, 70-57
Jan. 30	at Cleveland State*.....	L, 69-77
Feb. 4	at Loyola*.....	L, 85-92
Feb. 6	at UIC*.....	L, 68-74
Feb. 11	No. 15 Butler*.....	L, 57-68
Feb. 13	Valparaiso*.....	L, 75-77
Feb. 15	at Milwaukee*.....	L, 62-64
Feb. 20	at UC-Riverside.....	L, 60-62
Feb. 25	Wright State*.....	L, 73-76
Feb. 27	Detroit*.....	L, 54-62
March 3	at Green Bay^.....	L, 67-81

*Horizon League Game

^Horizon League Tournament

2010-11

9-21 • 2-16 Horizon League

Nov. 12	Samford.....	W, 64-61
Nov. 16	Buffalo.....	W, 64-53
Nov. 20	at Akron.....	L, 84-91
Nov. 24	Toledo.....	W, 73-67
Nov. 27	Saint Francis (Pa.).....	W, 91-63
Dec. 2	at Milwaukee*.....	L, 67-76
Dec. 4	at Green Bay*.....	L, 59-74
Dec. 11	at Robert Morris.....	L, 60-90
Dec. 13	Malone.....	W, 78-62
Dec. 16	at NC State.....	L, 50-67
Dec. 21	at Kent State.....	L, 58-71
Dec. 30	UIC*.....	W, 71-69
Jan. 1	Loyola*.....	L, 53-83
Jan. 7	at Valparaiso*.....	L, 55-79
Jan. 9	at Butler*.....	L, 79-84
Jan. 11	Wilberforce.....	W, 86-51
Jan. 15	Cleveland State*.....	L, 51-61
Jan. 20	Wright State*.....	L, 62-66
Jan. 22	Detroit*.....	L, 69-73
Jan. 27	at Loyola*.....	L, 71-84
Jan. 29	at UIC*.....	L, 61-83
Feb. 3	Butler*.....	W, 62-60
Feb. 5	Valparaiso*.....	L, 78-86
Feb. 7	at Wright State*.....	L, 70-74
Feb. 12	at Cleveland State*.....	L, 76-86
Feb. 16	at Detroit*.....	L, 79-91
Feb. 19	Bowling Green.....	W, 83-76
Feb. 24	Green Bay*.....	L, 60-71
Feb. 26	Milwaukee*.....	L, 87-94
March 1	at Valparaiso^.....	L, 71-80

*Horizon League Game

^Horizon League Tournament

2011-12

16-15 • 10-8 Horizon League

Nov. 12	at Samford.....	W, 76-69
Nov. 15	Notre Dame (Ohio).....	W, 80-62
Nov. 18	UC-Riverside.....	W, 53-49
Nov. 23	at Penn State.....	L, 71-82
Nov. 26	at Saint Francis (Pa.).....	W, 60-59
Dec. 1	at Detroit*.....	W, 64-61

Dec. 3	at Wright State*.....	L, 62-63
Dec. 6	Fredonia State.....	W, 69-35
Dec. 10	at Buffalo.....	L, 72-80
Dec. 17	at Toledo.....	L, 77-86
Dec. 19	at Akron.....	L, 62-88
Dec. 22	Robert Morris.....	L, 56-59
Dec. 31	at Cleveland State*.....	W, 73-67
Jan. 5	Loyola*.....	W, 68-64
Jan. 7	UIC*.....	W, 71-50
Jan. 13	at Valparaiso*.....	L, 62-76
Jan. 15	at Butler*.....	L, 55-71
Jan. 20	Milwaukee*.....	W, 68-66
Jan. 22	Green Bay*.....	W, 77-47
Jan. 28	Cleveland State*.....	L, 47-67
Jan. 31	at Milwaukee*.....	W, 73-65
Feb. 2	at UIC*.....	L, 68-72
Feb. 5	at Loyola*.....	W, 80-63
Feb. 9	Butler*.....	L, 59-68
Feb. 11	Valparaiso*.....	W, 71-53
Feb. 14	at Green Bay*.....	L, 65-71
Feb. 18	at Austin Peay.....	L, 68-71
Feb. 23	Wright State*.....	W, 61-54
Feb. 25	Detroit*.....	L, 74-76
Feb. 28	Green Bay^.....	W, 77-60
March 2	vs. Detroit^.....	L, 76-93

*Horizon League Game

^Horizon League Tournament

2012-13

18-16 • 7-9 Horizon League

Nov. 10	at George Washington.....	W, 80-73
Nov. 12	at Georgia.....	W, 68-56
Nov. 16	Saint Francis (Pa.).....	W, 76-06
Nov. 19	vs. North Dakota State\$.....	L, 80-83
Nov. 20	vs. James Madison\$.....	L, 68-69
Nov. 21	at Duquesne\$.....	L, 74-84
Nov. 28	Kent State.....	L, 78-85
Dec. 1	at Bowling Green.....	W, 58-49
Dec. 6	Geneva.....	W, 93-50
Dec. 8	Hiram%.....	W, 71-44
Dec. 18	at USF.....	L, 54-72
Dec. 21	at Bethune-Cookman.....	W, 67-51
Dec. 29	Marygrove.....	W, 93-52
Jan. 2	at UIC*.....	L, 60-65
Jan. 5	at Loyola*.....	W, 68-66
Jan. 10	Detroit*.....	L, 60-101
Jan. 17	at Green Bay*.....	L, 58-67
Jan. 19	at Milwaukee*.....	W, 75-72
Jan. 23	Wright State*.....	W, 68-60
Jan. 26	Cleveland State*.....	W, 73-59
Jan. 30	Valparaiso*.....	W, 80-68
Feb. 1	at Detroit*.....	L, 77-88
Feb. 5	at Cleveland State*.....	L, 60-66
Feb. 7	Loyola*.....	W, 60-59
Feb. 10	UIC*.....	L, 83-88
Feb. 15	Milwaukee*.....	W, 94-80
Feb. 17	Green Bay*.....	L, 54-71
Feb. 23	Central Michigan.....	W, 86-75
Feb. 26	at Valparaiso*.....	L, 64-73
March 2	at Wright State*.....	L, 45-72
March 5	Loyola^.....	W, 62-60
March 8	vs. Wright State^.....	L, 59-66
March 19	Oakland&.....	W, 99-87
March 23	Canisius&.....	L, 82-84

*Horizon League Game

^Horizon League Tournament

\$Progressive Legends Classic Game

%Game at the Covelli Centre
& CIT Game

2013-14

15-17 • 6-10 Horizon League

Nov. 8	at Kennesaw State.....	W, 73-57
Nov. 9	vs. FIU.....	W, 74-72

Nov. 10	vs. Eastern Kentucky.....	W, 75-67
Nov. 14	Warren Wilson.....	W, 104-58
Nov. 17	at UMass.....	L, 69-85
Nov. 20	Thiel.....	W, 82-58
Nov. 23	Westminster.....	W, 108-57
Nov. 27	at Kent State.....	L, 79-83
Nov. 30	Austin Peay.....	L, 86-88
Dec. 4	Robert Morris.....	W, 84-76
Dec. 7	at Kansas City.....	L, 80-88
Dec. 14	at Pittsburgh.....	L, 73-91
Dec. 17	Bethune-Cookman.....	W, 71-59
Dec. 21	at St. John's.....	L, 87-96
Dec. 29	South Dakota.....	W, 85-59
Jan. 2	at Milwaukee*.....	L, 76-82
Jan. 4	at Green Bay*.....	L, 69-85
Jan. 7	at UIC*.....	W, 75-62
Jan. 13	Cleveland State*.....	W, 67-66
Jan. 18	Detroit*.....	W, 77-63
Jan. 23	Valparaiso*.....	L, 71-74
Jan. 25	Wright State*.....	W, 68-67
Jan. 31	at Oakland*.....	L, 85-86
Feb. 5	at Wright State*.....	L, 67-77
Feb. 9	at Detroit*.....	L, 81-83
Feb. 13	Green Bay*.....	L, 40-71
Feb. 15	UIC*.....	W, 59-56
Feb. 20	Milwaukee*.....	W, 88-83
Feb. 22	at Valparaiso*.....	L, 66-68
Feb. 25	at Cleveland State*.....	L, 69-70
March 1	Oakland*.....	L, 81-87
March 4	at Oakland^.....	L, 92-96

*Horizon League Game

^Horizon League Tournament

2014-15

11-21 • 2-14 Horizon League

Nov. 15	Kent State.....	L, 61-69
Nov. 16	Oberlin.....	W, 71-53
Nov. 18	at Central Michigan.....	L, 63-75
Nov. 21	at Eastern Michigan.....	L, 62-71
Nov. 22	vs. Longwood.....	W, 82-72
Nov. 23	vs. UNC-Greensboro.....	W, 76-67
Nov. 26	UMKC.....	W, 66-63
Nov. 29	at Illinois State.....	L, 73-85
Dec. 2	at Robert Morris.....	W, 89-81
Dec. 5	at South Dakota.....	W, 87-79
Dec. 7	Thiel.....	W, 70-45
Dec. 13	at Texas A&M.....	L, 63-81
Dec. 17	Kennesaw State.....	L, 84-90
Dec. 19	Wilberforce.....	W, 92-71
Dec. 31	Northern Kentucky.....	W, 78-74
Jan. 2	at UIC*.....	L, 71-77
Jan. 4	at Valparaiso*.....	L, 64-79
Jan. 8	Wright State*.....	L, 61-70
Jan. 11	at Green Bay*.....	L, 67-82
Jan. 14	at Milwaukee*.....	L, 62-77
Jan. 17	Cleveland State*.....	L, 61-74
Jan. 20	Valparaiso*.....	L, 62-77
Jan. 24	UIC*.....	W, 77-64
Jan. 29	at Detroit*.....	L, 87-93
Feb. 1	Oakland*.....	L, 80-96
Feb. 4	at Cleveland State*.....	L, 60-73
Feb. 11	Green Bay*.....	L, 62-63
Feb. 15	at Wright State*.....	W, 74-69
Feb. 21	Detroit*.....	L, 70-83
Feb. 25	at Oakland*.....	L, 71-82
Feb. 28	Milwaukee*.....	L, 74-82
March 3	at Detroit^.....	L, 67-77

*Horizon League Game

^Horizon League Tournament

2015-16

11-21 • 6-12 Horizon League

Nov. 14	at Kent State.....	L, 70-79
Nov. 18	Toledo.....	L, 78-100



ALL-TIME SCORES

Nov. 21	at FGCU.....	L, 101-104
Nov. 22	vs. Bowling Green.....	L, 72-79
Nov. 23	vs. North Dakota.....	W, 79-69
Nov. 25	Thiel.....	W, 69-55
Nov. 28	at Niagara.....	W, 88-70
Dec. 2	Robert Morris.....	W, 65-58
Dec. 4	American.....	L, 56-60
Dec. 12	at Purdue.....	L, 64-95
Dec. 15	Geneva.....	W, 99-58
Dec. 19	at Michigan.....	L, 46-105
Dec. 21	at Notre Dame.....	78-87
Jan. 2	at Detroit*.....	L, 87-96
Jan. 4	at Oakland*.....	W, 100-98
Jan. 7	Milwaukee*.....	L, 65-81
Jan. 9	Green Bay*.....	W, 103-93
Jan. 14	at Northern Kentucky*.....	L, 64-84
Jan. 16	at Wright State*.....	L, 45-81
Jan. 18	Valparaiso*.....	L, 65-96
Jan. 24	vs. Cleveland State*\$.....	W, 70-55
Jan. 28	at UIC*.....	W, 82-78
Jan. 30	at Valparaiso*.....	L, 68-97
Feb. 4	Oakland*.....	L, 85-107
Feb. 6	Detroit*.....	L, 92-94
Feb. 13	Cleveland State*.....	L, 59-64
Feb. 16	UIC*.....	W, 92-91
Feb. 20	at Green Bay*.....	L, 90-107
Feb. 22	at Milwaukee*.....	L, 51-87
Feb. 25	Wright State*.....	L, 81-87
Feb. 27	Northern Kentucky*.....	W, 94-75
March 5	vs. Detroit^.....	L, 79-92

*Horizon League Game

^Horizon League Tournament

\$ Game at Quicken Loans Arena

2016-17

13-21 • 5-13 Horizon League

Nov. 12	Akron.....	W, 90-82
Nov. 15	at Toledo.....	L, 98-103
Nov. 18	vs. Jacksonville.....	L, 54-79
Nov. 19	at South Alabama.....	L, 75-84
Nov. 20	vs. FIU.....	W, 78-73
Nov. 22	Westminster.....	W, 97-67
Nov. 26	Canisius.....	L, 84-90
Nov. 30	at Robert Morris.....	W, 75-74
Dec. 3	Oberlin.....	W, 87-72
Dec. 6	at Michigan State.....	L, 57-77
Dec. 10	at American.....	L, 62-77
Dec. 14	Niagara.....	W, 101-97
Dec. 20	at Ohio State.....	L, 40-77
Dec. 29	Milwaukee*.....	W, 88-87
Dec. 31	Green Bay*.....	L, 77-90
Jan. 5	at Northern Kentucky*.....	L, 70-83
Jan. 7	at Wright State*.....	W, 80-75
Jan. 12	Valparaiso*.....	L, 62-78
Jan. 14	UIC*.....	L, 89-92
Jan. 16	at Detroit Mercy*.....	L, 71-87
Jan. 20	at Green Bay*.....	W, 92-89
Jan. 22	at Milwaukee*.....	L, 85-94
Jan. 28	Cleveland State*.....	W, 67-64
Feb. 2	Oakland*.....	L, 76-90
Feb. 4	Detroit Mercy*.....	L, 80-90
Feb. 9	at UIC.....	L, 81-84
Feb. 11	at Valparaiso*.....	L, 72-82
Feb. 16	Wright State*.....	L, 81-84
Feb. 18	Northern Kentucky*.....	W, 81-77
Feb. 21	at Oakland*.....	L, 72-101
Feb. 25	at Cleveland State*.....	L, 55-69
March 3	vs. Cleveland State^.....	W, 84-69
March 4	vs. Oakland^.....	W, 81-80
March 6	vs. Northern Kentucky^.....	L, 74-84

*Horizon League Game

^Horizon League Tournament

2017-18

8-24 • 6-12 Horizon League

Nov. 11	vs. Kent State.....	L, 78-111
Nov. 14	Franciscan.....	W, 134-46
Nov. 18	at Canisius.....	L, 84-104
Nov. 21	Westminster.....	W, 91-83
Nov. 24	vs. Northern Colorado.....	L, 67-80
Nov. 25	vs. Southern Miss.....	L, 64-71
Nov. 26	vs. South Dakota.....	L, 53-81
Nov. 29	Robert Morris.....	L, 74-81
Dec. 2	at DePaul.....	L, 73-89
Dec. 9	at Butler.....	L, 67-95
Dec. 18	at Idaho State.....	L, 62-86
Dec. 20	at Utah State.....	L, 74-91
Dec. 29	at Indiana.....	L, 51-79
Jan. 1	at Cleveland State*.....	W, 80-77
Jan. 4	Milwaukee*.....	W, 72-63
Jan. 6	Green Bay*.....	W, 85-74
Jan. 10	at Oakland*.....	L, 82-95
Jan. 12	at Detroit Mercy*.....	L, 91-93
Jan. 15	at Wright State*.....	L, 67-77
Jan. 18	UIC*.....	L, 78-92
Jan. 20	IUPUI*.....	W, 85-62
Jan. 25	at Milwaukee*.....	L, 55-66
Jan. 27	at Green Bay*.....	L, 67-85
Feb. 1	Northern Kentucky*.....	L, 85-95
Feb. 3	Wright State*.....	L, 57-83
Feb. 8	at UIC*.....	L, 75-100
Feb. 10	at IUPUI*.....	W, 84-80
Feb. 14	Oakland*.....	W, 75-73
Feb. 16	Detroit Mercy*.....	L, 84-94
Feb. 19	at Northern Kentucky*.....	L, 51-70
Feb. 24	Cleveland State*.....	L, 94-99
March 2	vs. Cleveland State^.....	L, 71-72

*Horizon League Game

^Horizon League Tournament

2018-19

12-20 • 8-10 Horizon League

Nov. 6	at Pitt.....	L, 53-69
Nov. 10	vs. Akron.....	L, 69-58
Nov. 12	Heidelberg.....	W, 106-83
Nov. 16	vs. Columbia.....	W, 94-83
Nov. 17	at Fordham.....	L, 61-67
Nov. 18	vs. FIU.....	L, 93-102
Nov. 21	Westminster.....	W, 104-66
Nov. 28	at Robert Morris.....	L, 56-76
Dec. 1	at West Virginia.....	L, 72-106
Dec. 4	Central Michigan.....	LOT, 94-100
Dec. 8	Western Michigan.....	L, 77-88
Dec. 15	at Binghamton.....	W, 58-48
Dec. 18	at Ohio State.....	L, 56-75
Dec. 28	Detroit Mercy*.....	L, 66-78
Dec. 30	Oakland*.....	L, 74-76
Jan. 3	at Green Bay*.....	LOT, 93-99
Jan. 5	at Milwaukee*.....	W, 76-51
Jan. 10	at UIC*.....	L, 63-78
Jan. 12	at IUPUI*.....	W, 82-76
Jan. 17	Wright State*.....	L, 74-80
Jan. 19	Northern Kentucky*.....	L, 74-82
Jan. 26	at Cleveland State*.....	L, 62-72
Jan. 31	at Oakland*.....	W, 75-74
Feb. 2	at Detroit Mercy*.....	W, 72-70
Feb. 7	Milwaukee*.....	W, 72-71
Feb. 9	Green Bay*.....	W, 96-77
Feb. 14	IUPUI*.....	W, 75-73
Feb. 16	UIC*.....	W, 81-73
Feb. 21	at Northern Kentucky*.....	L, 69-76
Feb. 23	at Wright State*.....	L, 54-82
March 2	Cleveland State*.....	LOT, 80-89
March 6	at Oakland^.....	L, 84-88

*Horizon League Game

^Horizon League Tournament

Overtime Games in Italics

2019-20

18-15 • 10-8 Horizon League

Nov. 5	Thiel.....	W, 101-53
Nov. 10	at Louisville.....	L, 55-78
Nov. 15	at Louisiana.....	L, 61-73
Nov. 19	NC Central.....	W, 66-60
Nov. 21	at Akron.....	L, 60-82
Nov. 23	at USC-Upstate.....	W, 66-61
Nov. 27	Westminster.....	W, 93-67
Nov. 30	at Central Michigan.....	L, 72-88
Dec. 4	Robert Morris.....	W, 81-70
Dec. 7	at Western Michigan.....	L, 64-66
Dec. 15	SEMO.....	W, 65-50
Dec. 18	Binghamton.....	W, 73-55
Dec. 21	West Virginia%.....	L, 64-75
Dec. 28	at IUPUI*.....	W, 83-73
Dec. 30	at UIC*.....	W, 70-64
Jan. 4	at Cleveland State*.....	L, 74-82
Jan. 9	Oakland*.....	W, 61-60
Jan. 11	Detroit Mercy*.....	W, 66-64
Jan. 16	at Northern Kentucky*.....	L, 63-88
Jan. 18	at Wright State*.....	L, 72-79
Jan. 23	Milwaukee*.....	L, 73-75
Jan. 25	Green Bay*.....	W, 98-94
Jan. 30	UIC*.....	L, 83-90
Feb. 1	IUPUI*.....	W, 91-76
Feb. 8	Cleveland State*.....	W, 67-55
Feb. 13	at Detroit Mercy*.....	W, 76-72
Feb. 15	at Oakland*.....	L, 64-72
Feb. 20	Wright State*.....	W, 88-70
Feb. 22	Northern Kentucky*.....	L, 59-61
Feb. 27	at Green Bay*.....	L, 92-102
Feb. 29	at Milwaukee*.....	W, 73-69
March 3	Milwaukee^.....	W, 63-57
March 5	at UIC^.....	L, 61-67

*Horizon League Game

^Horizon League Tournament

% at the Covelli Centre

& at Gentile Arena (Loyola-Chicago)

2020-21

15-12 • 9-11 Horizon League

Dec. 9	Point Park.....	W, 72-52
Dec. 13	at Binghamton.....	W, 79-65
Dec. 14	West Virginia Tech.....	W, 80-66
Dec. 19	at Northern Kentucky*.....	L, 64-79
Dec. 20	at Northern Kentucky*.....	W, 70-60
Dec. 26	at Cleveland State*.....	L, 69-87
Dec. 27	at Cleveland State*.....	L, 74-81
Jan. 1	Green Bay*.....	W, 84-77
Jan. 2	Green Bay*.....	L, 69-79
Jan. 4	Carlow.....	W, 109-56
Jan. 8	at Wright State*.....	W, 74-72
Jan. 9	at Wright State*.....	L, 55-93
Jan. 15	at Oakland*.....	L, 65-82
Jan. 16	at Oakland*.....	L, 74-81
Jan. 22	UIC*.....	L, 65-82
Jan. 23	UIC*.....	W, 85-77
Jan. 29	Detroit Mercy*.....	L, 75-78
Jan. 3	Detroit Mercy*.....	L, 72-77
Feb. 5	at Robert Morris*.....	W, 84-78
Feb. 6	at Robert Morris*.....	W, 70-66
Feb. 8	Rochester (Mich.).....	W, 60-50
Feb. 12	Purdue Fort Wayne*.....	W, 84-70
Feb. 13	Purdue Fort Wayne*.....	W, 72-70
Feb. 19	IUPUI*.....	L, 70-72
Feb. 20	IUPUI*.....	W, 77-70
Feb. 25	UIC^.....	W, 74-58
March 2	at Oakland^.....	L, 83-87

*Horizon League Game

^Horizon League Tournament

Overtime Games in Italics

2021-22

19-15 • 12-9 Horizon League

Nov. 10	at Penn State.....	L, 59-75
Nov. 13	at SEMO.....	W, 97-79
Nov. 19	St. Thomas (Minn.).....	W, 79-75
Nov. 20	SIUE.....	L, 66-69
Nov. 21	Niagara.....	L, 53-58
Dec. 2	at Milwaukee*.....	W, 70-68
Dec. 4	at Green Bay*.....	W, 82-58
Dec. 8	Central Michigan.....	W, 84-77
Dec. 11	Canisius.....	W, 71-43
Dec. 18	Westminster.....	W, 83-54
Dec. 22	at West Virginia.....	L, 52-82
Dec. 29	Defiance.....	W, 96-56
Jan. 1	at Oakland*.....	L, 72-87
Jan. 5	at Robert Morris*.....	W, 64-60
Jan. 7	Purdue Fort Wayne*.....	L, 61-71
Jan. 9	Cleveland State*.....	L, 80-86
Jan. 13	Northern Kentucky*.....	L, 67-68
Jan. 15	Wright State*.....	W, 90-87
Jan. 21	at Cleveland State*.....	L, 61-64
Jan. 23	at Purdue Fort Wayne*.....	L, 71-82
Jan. 27	Green Bay*.....	W, 63-50
Jan. 29	Milwaukee*.....	W, 86-72
Feb. 3	at IUPUI*.....	W, 61-55
Feb. 5	at UIC*.....	W, 66-64
Feb. 9	Oakland*.....	W, 78-71
Feb. 11	Detroit Mercy*.....	W, 82-69
Feb. 13	Robert Morris*.....	L, 68-73
Feb. 17	UIC*.....	W, 88-79
Feb. 19	IUPUI*.....	W, 74-61
Feb. 24	at Wright State*.....	L, 71-84
Feb. 26	at Northern Kentucky*.....	L, 61-75
March 1	Robert Morris^.....	L, 73-77
March 16	Morgan State&.....	W, 70-65
March 23	at Fresno State&.....	L, 71-80

*Horizon League Game

^Horizon League Tournament

&The Basketball Classic

Overtime Games in Italics

COACH DOM ROSSELLI


In his 38 years as the head men's basketball coach at Youngstown State University, Dom Rosselli coached in 977 basketball games and won an impressive 60 percent of those contests. But besides coaching on the hardwood, he was also the Penguins' baseball coach for 27 years and was an assistant football coach for 20 years. So to say the least he was a busy man.

His main success was on the basketball court where he finished his tenure on the YSU sideline with an overall record of 589-388. He began his YSU coaching career in 1940 after graduating from Geneva College in 1939. He coached the Penguins for two seasons before World War II duty as a Captain in the U.S. Air Force took him off the court and overseas.

Upon his return from the war, Rosselli was very involved in YSU athletics. Rosselli returned to full-time duty on the basketball court as soon as he returned from the war.

He was an assistant coach on the football team before the war and when he returned in 1946 he returned to his assistant's position until 1963. He took over the Penguin baseball program and was the coach from 1948-50. In 1958, he was back with the Penguin baseball team and for the next 24 years was a fixture in the dugout. His YSU baseball coaching record was 418-219 (.656 winning percentage), including two NAIA District Championships and three appearances in the NCAA Playoffs.

All totaled as a head basketball and baseball coach Rosselli had a 1,007-607 record. A Youngstown area native, basketball was his pas-



sion.

In his 38 campaigns, YSU had eight 20-win seasons, 26 winning seasons, won 19 postseason games, appeared in four NAIA National Tournaments and nine NCAA Regional Tournaments. Rosselli earned accolades for his efforts as well being named the NCAA Division IV Coach of the Year, Ohio College Coach of the Year in 1957 and 1964 and the Italian Coach of the Year in 1958.

His most successful run as the Penguins' mentor came from 1962 through 1972. In those 10 seasons, YSU never won fewer than 17 games and did not lose more than nine contests. Four of his eight 20-win years came during that span as he owned a coaching record of 197-67.

In 1963-64, Rosselli had his most successful regular season as the Penguins won a school-record 24 games finishing with a 24-3 mark.

Twice YSU advanced to the Elite Eight of the NAIA National Tournament in 1956-57 and 1957-58. Both times the Penguins won their first two games before losing in the quarterfinals.

Rosselli's area lore began when he was a quarterback at Rayen High School in the early 1930's. After graduating he was a standout football and basketball player for Geneva College.

That first year at YSU he was an assistant on Dwight Beede's football staff and Ray Sweeney's hoops staff. Rosselli and Beede first teamed up at Geneva where Beede was the football coach.

Coach Rosselli passed away in October 2008, at the age of 93, but his legacy will live on forever.

BASKETBALL LEDGER

Year	Record	Pct.
1940-41	14-8	.636
1941-42	9-12	.429
1946-47	13-10	.565
1947-48	10-14	.416
1948-49	9-14	.391
1949-50	3-20	.130
1950-51	16-7	.696
1951-52	16-7	.696
1952-53	10-14	.417
1953-54	11-16	.407
1954-55	10-17	.370
1955-56	12-14	.462
1956-57	23-4	.852
1957-58	23-7	.767
1958-59	19-9	.679
1959-60	11-14	.440
1960-61	21-7	.750
1961-62	16-12	.571
1962-63	18-9	.667
1963-64	24-3	.889
1964-65	20-6	.769
1965-66	19-7	.731
1966-67	18-7	.720
1967-68	17-8	.680
1968-69	19-7	.731
1969-70	22-5	.815
1970-71	19-6	.760
1971-72	22-7	.759
1972-73	10-13	.435
1973-74	10-16	.385
1974-75	19-9	.679
1975-76	17-9	.654
1976-77	22-7	.759
1977-78	16-9	.640
1978-79	13-13	.500
1979-80	17-10	.630
1980-81	13-13	.500
1981-82	8-18	.308
Total	589-388	.604

BASEBALL LEDGER

Year	Record	Pct.
1948	7-5	.583
1949	8-5	.615
1950	6-4	.600
1958	11-6	.647
1959	10-6	.625
1960	8-5	.615
1961	7-5	.583
1962	5-12	.294
1963	11-4	.733
1964	19-3	.864
1965	16-6	.727
1966	16-5	.762
1967	16-6	.727
1968	19-5	.792
1969	21-10	.677
1970	24-15	.615
1971	24-9	.727
1972	20-14	.588
1973	21-11	.656
1974	22-6	.786
1975	20-15	.571
1976	21-13	.606
1977	26-8	.765
1978	15-9	.625
1979	21-5	.808
1980	13-18	.419
1981	11-18	.379
Total	418-219	.656

PENGUINS BASKETBALL A-TO-Z

Allen, Ronald and Alexander, Bruce • Allen played both basketball and baseball for the Penguins. Later went on to play Major League Baseball for the St. Louis Cardinals. Alexander held the school record in career steals until 2013-14.

Bevely, Tilman • Was inducted into the Youngstown State Athletics Hall of Fame in October 2005. Scored a YSU Division I record 55 points against Tennessee Tech on Jan. 26, 1987.

Beeghly Center • Has been the home arena for the Penguins since December 1972.

CIT • The Penguins advanced to their first Division I postseason tournament after earning a berth to the CollegelInsider.com Postseason Tournament in 2012-13.

Covington, Jeff • The program's all-time leading scorer. He had 2,424 points in his 106-game career from 1974 through 1978. He averaged 22.9 contests per game while grabbing a total of 1,381 rebounds.

Division I and II • The Penguins' first season in Division I was the 1981-82 campaign. YSU was a member of the Division II ranks from the 1960-61 season through the 1980-81 campaign. YSU appeared in nine NCAA Division II Regionals.

Ellington, Ray • Joined the basketball program for the 1991-92 season after playing on the 1991 National Championship football team as a wide receiver.

Fieldhouse, South • Where the Penguins played their home games from the 1950's through the time they moved into the Beeghly Center in 1972.

Gergely, Steve and Gaston, Phil • Both individuals scored more than 1,000 points in their YSU careers. Gergely had 1,016 points while Gaston had 1,081. Gaston was elected into the YSU Athletics Hall of Fame in 2019.

Haese, Craig • Made a then-single-season school-record 92 3-pointers during the 2000-01 season. For his career, he drilled a then-school-record 198 treys on 527 attempts, which stood as a school record for 12 years.

Independent • The Penguins were a Division I Independent from the 1988-89 season through the 1991-92 campaign. During that span, YSU played such teams as Minnesota, Clemson, South Carolina, Ohio State and Air Force.

Johnson, Billy • Ranks ninth in school history by scoring 1,726 total points for an average of 16.9 per game. He averaged 23.3 points during the 1969-70 season.

Knott, Tony • Ranks second in school history with 2,218 points. He scored 705 points during the 1955-56 season. He averaged 21.5 points per game during his career.


Lake, Herb • Recorded an incredible 1,848 rebounds during his career. He averaged 17.3 rebounds per game during his career from 1955-1959, including 20.5 in 1956-57.

Mogus, Leo • The only player in school history to go on to play professionally. He played for six seasons for seven different professional franchises from 1945-51 in the BAA and NBA. A native of Youngstown, he was also drafted by the Washington Redskins in the NFL draft following his senior season. His jersey number 40 is retired by the school.

Nigro, Joe • Scored 1,564 points and ranks 11th in school history. Averaged 16.3 points per game between 1964-65 and 1967-68.

Overtime • The Guins played a six-overtime contest against Gannon on Feb. 28, 1966. In the shot-clock era, YSU played a four-overtime contest against Siena on Dec. 14, 2004.

Peters, Dan • Coach who ranks third in school history in victories



Leo Mogus and Coach Dom Rosselli are two Penguin basketball icons.

with 78. He coached at YSU for seven seasons and was named the Mid-Con Conference Coach of the Year in 1997-98.

Quin Humphrey • First Penguin in Division I school history to be named first-team all-conference in consecutive years. Led Horizon League in scoring and rebounding in 2005-06.

Rosselli, Dom • Spent 38 years as the men's basketball coach and also served as the head baseball coach and an assistant football coach. Finished with a 589-388 overall record, including 26 winning seasons and eight 20-win campaigns.

Sulskis, Vytautas • Became the 32nd player in school history to score 1,000 career points. His 1,311 career points are the seventh most since YSU joined Division I.

Timko, Bruce and Tunstall, Ricky • Timko ranks second in school history with 551 assists. He also finished with 1,021 points in 114 career games, a then-school record. Tunstall blocked a total of 221 shots in two seasons. He had 138 in 1982-83 and 83 in 1983-84.

Underwood, Doug • Played in the early 2000's and scored more than 1,000 points. He had 1,058 in his three seasons at YSU.

Vivo, Tony • Was the first player in school history to have his jersey number (36) retired. He was a two-time captain and two-time leading scorer for the Guins.

Williamson, Marlon • Set a then school record for steals in a season with 64 during the 2002-03 campaign. Was named to the Horizon League's All-Defensive team for his efforts.

eXtra season • YSU has been within one game of making the NCAA Division I basketball tournament on two occasions. In 1985, YSU lost in the Ohio Valley Conference title game to Middle Tennessee State while in 1998, the Penguins lost to Valpo in the Mid-Con title tilt.

Yugovich, Mickey • Ranks fifth in school history by scoring 1,917 points from the 1956-57 season through the 1959-60 campaign. Also is third with 1,280 career rebounds.

Zeigler, Dave • In two years, he scored 1,288 points for YSU. He scored 623 points as a freshman and 665 points as a sophomore. He averaged 26.3 points per contest in his 49 career games.



BSNSPORTS™



PROUD PARTNER OF YOUNGSTOWN STATE UNIVERSITY



YOUR SOURCE FOR ALL YOUR TEAM NEEDS.

GAME EQUIPMENT, APPAREL, PLAYER GEAR AND MORE.

BSNSPORTS.com