

Wyoming Cowboys

WYOMING

COWBOYS

GAME NOTES

Nick Seeman, Assistant AD for Media and Public Relations - Cell Phone: 612-741-0550 - Email: nseeman@uwyo.edu

About The Contest

Game 9: vs. BYU
 Saturday, Dec. 14 | 7 p.m. MT
 Delta Center | Salt Lake City, Utah
Radio: Cowboy Sports Network
Play-by-Play: Keith Kelley
Color: Kevin McKinney
Stream: ESPN+
Play-by-Play: Dave Feldman
Color: Corey Williams
Live Audio/Stats: GoWyo.com

Schedule

Date	Opponent	Results/Time (TV)
10/25	College of Idaho (EXH)	W, 80-63
11/4	Concordia-St. Paul	W, 108-85
11/10	Tennessee State	W, 81-66
11/13	Texas Tech	L, 49-96
11/16	Utah Tech	W, 86-69
11/22	Southeastern Louisiana	W, 64-61
11/26	Tulane#	W, 64-63
11/27	Loyola Marymount#	L, 70-73
12/4	Utah State*	L, 67-70
12/10	South Dakota	L, 81-82
12/14	BYU^	7 p.m. (ESPN+)
12/19	Bellarmine	6:30 p.m. (MWNN)
12/22	Cal State Fullerton	3 p.m. (ESPN+)
12/28	Nevada*	2 p.m. (MWNN)
12/31	Boise State*	6:30 p.m. (MWNN)
1/4	Air Force*	3 p.m. (MWNN)
1/7	New Mexico*	8 p.m. (CBSSN)
1/14	Boise State*	TBA (MWNN)
1/18	Colorado State*	2 p.m. (MWNN)
1/21	UNLV*	9 p.m. (CBSSN)
1/25	San Jose State*	TBA (MWNN)
1/28	Fresno State*	6:30 p.m. (MWNN)
2/1	San Diego State*	TBA (CBSSN)
2/4	Utah State*	6:30 p.m. (MWNN)
2/8	UNLV*	2 p.m. (MWNN)
2/12	New Mexico*	8 p.m. (FS1)
2/15	Colorado State*	TBA (MWNN)
2/18	Air Force*	6:30 p.m. (MWNN)
2/22	San Jose State*	2 p.m. (MWNN)
2/25	Nevada*	TBA (MWNN)
3/1	San Diego State*	6 p.m. (CBSSN)
3/4	Fresno State*	TBA (MWNN)
	Mountain West Championships\$	
3/12	First Round\$	TBA (MWNN)
3/13	Quarterfinals\$	TBA (CBSSN)
3/14	Semifinals\$	TBA (CBSSN)
3/15	Championships\$	TBA (CBS)

Bold indicates home games; Dates are tentative and subject to change.
 # - Cancun Challenge
 ^ - Game in Salt Lake City, Utah
 * - Indicates Mountain West games
 \$ - The 2024 Mountain West Championship will be played at the Thomas

Did You Know

A.J. Wills scored a career-high 16 point at South Dakota. He has appeared in the movie Shooting Stars and the series Swagger.

Wyoming Cowboys

(5-4 overall)

Projected Starters

No.	Name	Pos.	Ht.	Wt.	Yr.	Hometown	PPG	RPG	APG
2	Kobe Newton	G	6-2	178	Sr.	Portland, Ore.	10.9	2.1	1.9
5	Obi Agbim	G	6-3	180	Sr.	Aurora, Colo.	18.0	3.4	3.9
8	Cole Henry	F	6-9	240	Gr.	Oskaloosa, Iowa	7.0	4.1	1.3
16	Jordan Sambitt	G	6-6	210	Sr.	St. Louis, Mo.	10.6	10.1	1.7
25	Touko Tainamo	F	6-9	220	Sr.	Helsinki, Finland	8.3	4.4	0.9
No.	Name	Pos.	Ht.	Wt.	Yr.	Hometown	PPG	RPG	APG
1	Nigle Cook	G	6-6	176	So.	DeLand, Fla.	0.0	0.5	0.0
3	A.J. Wills	G	6-2	160	So.	Richmond, Va.	4.8	0.6	1.1
7	Matija Belic	F	6-7	205	Jr.	Belgrade, Serbia	N/A		
9	Abou Magassa	F	6-7	215	RFr.	Morsang-sur-Orge, France	4.2	4.6	0.2
10	Levi Brown	G	6-0	167	RFr.	Laramie, Wyo.	0.0	0.0	0.0
11	Dontaie Allen	G	6-6	210	Sr.	Falmouth, Ky.	5.1	2.8	0.6
12	Scottie Ebube	C	6-10	275	Jr.	Mundelein, Ill.	6.3	3.3	0.4
14	Garrett Spielman	G/F	6-7	192	Fr.	Sheridan, Wyo.	N/A		
15	Oleg Kojenets	F	7-0	228	Jr.	Kaunas, Lithuania	2.4	2.6	0.1
22	Jehvion Starwood	G	6-3	180	Fr.	Oswego, Ill.	N/A		
31	Cort Roberson	G	6-0	160	Jr.	Arlington, Wash.	1.0	0.0	0.0

Head Coach:

Sundance Wicks (Northern State '03)

UW Record: 5-4 (.556), 1st Season

Overall Record: 53-50 (.515), 4th Season

Assistant Coaches:

Pat Monaghan (Lewis University), Nick Whitmore (Boise State)

Nic Reynolds (Columbia College) Shaun Vandiver (Colorado)

Tim O'Flannigan (Wyoming)



BYU Cougars

(7-2 overall)

Projected Starters

No.	Name	Pos.	Ht.	Yr.	Hometown	PPG	RPG	APG	
6	Kanon Catchings	F	6-9	212	Fr.	Brownsburg, Indiana	10.4	3.9	1.6
13	Keba Keita	C	6-9	229	Jr.	Bamako, Mali	7.8	9.4	1.6
15	Richie Saunders	G	6-5	196	Jr.	Riverton, Utah	13.4	4.3	1.2
21	Trevin Knell	G	6-5	186	Sr.	North Salt Lake, Utah	10.4	3.0	1.1
30	Dallin Hall	G	6-4	197	Jr.	Plain City, Utah	7.2	2.8	4.2
No.	Name	Pos.	Ht.	Wt.	Yr.	Hometown	PPG	RPG	APG
0	Mawot Mag	F	6-7	220	Sr.	Melbourne, Australia	2.7	1.0	0.3
1	Trey Stewart	G	6-2	190	Sr.	American Fork, Utah	0.8	0.5	0.0
2	Elijah Crawford	G	6-2	182	Fr.	Augusta, Georgia	1.1	1.3	1.0
3	Egor Demin	G	6-9	190	Fr.	Moscow, Russia	13.3	4.6	5.8
4	Brody Kozlowski	F	6-8	231	Fr.	Draper, Utah	0.0	0.3	0.0
5	Mihailo Bošković	F	6-10	220	Jr.	Uice, Serbia	4.3	2.0	0.4
12	Townsend Triplett	F	6-8	218	So.	Meridian, Idaho	0.0	0.0	0.0
20	Max Triplett	F	6-9	230	Jr.	Huntsville, Utah	0.0	1.7	0.0
25	Dawson Baker	G	6-4	201	R-Jr.	Coto De Caza, California	9.1	1.9	1.6
45	Fousseyni Traore	F	6-6	250	Sr.	Bamako, Mali	11.8	7.4	2.0
51	Jared McGregor	G	6-3	198	Jr.	Saratoga Springs, Utah	0.0	0.0	0.5

Head Coach:

Kevin Young (Clayton State, '04)

BYU Record: 7-2 (.778), 1st Season

Overall Record: Same

Assistant Coaches:

Will Voigt, Brandon Dunson, Chris Burgess, Tim Fanning, John Linehan

BY THE NUMBERS STAT COMPARISON

	PPG	OPPG	FG%	OFG%	3FG%	O3FG%	FT%	RPG	APG	TOPG	SPG	BPG
Wyoming	74.4	73.9	.452	.420	.324	.286	.662	41.6	11.6	14.1	4.8	3.0
BYU	85.7	67.3	.478	.415	.355	.370	.673	43.2	29.6	11.2	7.8	4.4

Wyoming Cowboys

Know The Foe

Wyoming Quick Facts

Location:	Laramie, Wyo.
Enrollment:	11,100
President:	Edward Seidel
Athletics Director:	Tom Burman
School Colors:	Brown & Gold
Home Arena:	Arena-Auditorium
23-24 Record:	15-17
23-24 MW Record:	8-10, 8th
Starters R/L:	0/5
Letterwinners R/L:	4/10
Head Coach:	Sundance Wicks
Alma Mater:	Northern State
UW Record:	5-4, 1st Season
Overall Record:	53-50, 4th Season

BYU Quick Facts

Location:	Provo, Utah
Enrollment:	35,743
President:	C. Shane Reese
Athletics Director:	Tom Holmoe
School Colors:	Blue and White
Affiliation:	Big 12
Home Arena:	MarriottCenter
24-25 Record:	7-2
24-25 Big 12 Record:	0-0
Head Coach:	Kevin Young
Alma Mater:	Clayton State
BYU Record:	7-2, 1st Season
Overall Record:	Same

BYU Series History

Overall Series: BYU leads 106-69
Series Began: Dec. 16, 1929
Wyoming Record at Home: 53-34
Wyoming Record on the Road: 14-67
Wyoming Record at Neutral Sites: 2-5
Longest UW Win Streak: 9, 1942-46
Longest BYU Win Streak: 12, 1972-77
Largest UW Margin of Victory: 32, 63-31 in 1931
Largest BYU Margin of Victory: 35, 78-43 in 1966
Most Points Scored by UW: 107 in 1966
Most Points Scored by BYU: 102 in 195 and 2011
Last Meeting: BYU won 94-68 in Provo on Dec. 27, 2023

Last 10 Meetings

Date	Score	Site
3-9-07	L 96-84	A
2-2-08	L 73-63	H
3-5-08	L 78-61	A
1-31-09	L 84-60	A
3-4-09	L 78-68	H
1-20-10	L 81-66	A
2-20-10	L 85-63	A
2-2-11	L 62-69	H
3-5-11	L 78-102	A
12-27-23	L, 68-94	A

Cowboys Set to Battle BYU in Salt Lake City on Saturday

The Wyoming Cowboys will head to Salt Lake City for a neutral site contest against longtime foe BYU on Saturday evening in the Delta Center. The contest is slated for a 7 p.m. start on ESPN+ will mark the second-straight season the two team have met and will be the eighth meeting on a neutral floor.

Fans can listen to the contest, as well as follow stats on GoWyo.com. The game will be broadcast live on radio over the 26 affiliate stations of the Cowboy Sports Network, as Keith Kelly will be on the call alongside Kevin McKinney.

About The Teams

Wyoming head into the contest with a 5-4 overall record after falling on the road at South Dakota by a score of 82-81 on Tuesday. The Cowboys are averaging 74.4 points per game and allow 73.9 per night. UW is shooting 45 percent from the field and allow opponent to shoot 42 percent. Wyoming is holding opponents to 28.6 percent from behind the arc to lead the MW. The Poke also lead the conference this season grabbing 41.6 rebounds per game, a number that rank No. 24 in the nation.

BYU is 7-2 on the season and defeated Fresno State 95-67 on Wednesday. The Cougars average 85.7 points per game to rank No. 24 in the nation. BYU is shooting 47.8 percent from the field and make 11.1 three-pointers per game. The Cougars are grabbing 43.2 rebounds per game to rank eighth in the nation. BYU leads the nation in rebound margin at +13.7.

About The Players

The Cowboys are led in scoring by Obi Agbim at 18 points per night. He ranks third in the conference in scoring. He also adds 3.9 assists per game to lead the team and ranks fifth in the MW in threes with 19 on the season. Kobe Newton add 10.9 points per game and ha knocked down 15 threes on the season. Jordan Nesbitt adds 10.6 points per game and leads the team with 10.1 rebounds per game. He rank second in the conference and No. 14 in the nation in rebounds. He also ranks seventh in the nation in double-doubles with five on the season.

BYU is led in scoring by Richie Saunders at 13.4 points per game. He is shooting 40 percent from behind the arc this season. Egor Demin add 13.3 points per night. Fousseyni Traore adds 11.8 point per game and is shooting 66 percent from the field. Keba Keita adds 9.4 rebounds per game to lead the team.

About The Series

The Cowboys and Cougars will meet for the 176th time on Saturday and just the eighth time on a neutral floor. BYU leads the series 106-69 and are 5-2 against the Cowboys on neutral floors.

Up Next

Wyoming returns home for the first time in a month hosting Bellarmine on December 19 at 6:30 p.m. in the Arena-Auditorium.

Preseason MW Info

Rank	Team (First-Place Votes) -Points
1.	Boise State (19) - 276
2.	New Mexico (1) - 233
3.	Nevada (1) - 219
4.	San Diego State (2) - 213
5.	UNLV (2) - 178
6.	Utah State (1) - 169
7.	Colorado State - 160
8.	San José State - 88
9.	Wyoming - 67
10.	Fresno State -62
11.	Air Force - 51

2024-25 PRESEASON ALL-MOUNTAIN WEST TEAM

Pos.	Name	Team
G	Alvaro Cardenas	Boise State
F	Tyson Degenhart	Boise State
F	O'Mar Stanley	Boise State
G	Nique Clifford	Colorado St.
F	Nick Davidson	Nevada
G	Donovan Dent	New Mexico
C	Nelly Junior Joseph	New Mexico
G	Reese Waters	San Diego St.
G	Dedan Thomas Jr.	UNLV
G	Ian Martinez	Utah State

Preseason Player of the Year
Tyson Degenhart, Sr., F, Boise State

Preseason Newcomer of the Year
Kobe Sanders, G, Sr., Nevada

Preseason Freshman of the Year
Pharaoh Compton, F, San Diego State

Pokes Insider Stories



Obi Nears 1,000: Guard Obi Agbim is nearing the 1,000 point mark in his career. He recorded 17 points at South Dakota and now stands at 995 in his career. He will join Touko Tainamo and Jordan Nesbitt as 1,000 point scorers in their careers.

Bench Steps Up on the Road: The Cowboy bench stepped up against South Dakota scoring 39 point for the second most in a game this season. The Wyoming bench is averaging 28.2 points per game for the season to rank third in the conference.

Wills with Career Day: Guard A.J. Wills had a career day for the Cowboys at South Dakota. He recorded 16 points for the Cowboys going 4-of-7 from the field with two triples and went a perfect 6-of-6 from the free throw line. His previous career best was 12 points while playing for Holy Cross last season.

Allen Steps Up: Guard Dontaie Allen recorded a season-high 10 points off the bench at South Dakota. It was his first double-figures game for the Cowboys. He also added five rebounds in the game for the Pokes.

Close Games: The Cowboys have played some close games over the last three contests, which have all been loses. The Cowboys have lost those three game by a combined seven points. UW lost to LMU by three point, Utah State by three points and South Dakota by one point. All three contests were on the road or at a neutral site.

The Opponents: The Cowboys have played against some tough foe this season and Saturday will be no different. The Wyoming will has played five teams with seven or more wins and will play their eighth against BYU on Saturday. Four of those games have been played on the road.

Back to Neutral: The Cowboys return to a neutral court game on Saturday. The Cowboys are 1-1 in neutral court games this season with a win over Tulane and a loss to LMU. BYU is also 1-1 this season on neutral floors.

Dominating The Glass: The Cowboys have been great on the glass all season long averaging 41.6 per game this season to rank first in the MW and No 24 in the nation. UW is +9.0 on the glass this season for second in the MW and No. 20 in the nation. BYU lead the nation in rebounding margin at +13.7.

On The Glass: The Cowboys were +16 on the glass against South Dakota on Tuesday. The Poke have grabbed 40 or more rebounds five times this season and have been up double-digit on the glass five times as well. The Cowboys have had 20 or more rebounds against a team three times.

Feeling it From Three: The Cowboys have hit 20 threes in the last two game for the most in back-to-back games this season. UW had 12 at Utah State and added eight at South Dakota and are shooting 42 percent in that stretch.

Obi Gets a Double-Double: Guard Obi Agbim recorded 17 points and added a career-high 10 assists at Utah State. It marked his first career double-double and the fifth-straight game a UW player has a double-double after Jordan Nesbitt had four-straight. It is the first double-double with assists since Hunter Maldonado had 25 points and 11 assists against Nevada on Feb. 27, 2023.

Wyoming Cowboys

Pokes in the Pros

Larry Nance Jr. - Atlanta Hawks
Francisco Cruz - Mersin BBSK (Turkey)
Hunter Maldonado - MHP Riesen (Germany)
Josh Adams - Maroussi (Greece)
Alan Herndon - Dzedek (Hungary)
Derek Cooke Jr. - Lleida (Spain)
Sam Griffin - Lavrio (Greece)
Akuel Kot - Rigas Zelli (Latvia)
Drake Jeffries - Sheffield Sharks (United Kingdom)
Nathan Sobey - Melbourne Phoenix- (Australia)
Hayden Dalton - Samara (Russia)
Jordan Naughton - Amager (Denmark)
Mory Correa - Cambrai (France)
A.J. Banks - Angeles de Ciudad de Mexico (Mexico)
Mason Walters - Valley Suns (NBA G League)
Luke Martinez - Capitanes de Ciudad (NBA G-League)



Media Guide



Nesbitt Turn on the Offense: Guard Jordan Nesbitt recorded a season-high three triples at Utah State. He added 13 points in the contest for the Pokes, as he was one of three players with three or more buckets from behind the arc.

Kobe From Deep: Guard Kobe Newton recorded a career-high five threes at Utah State. He finished the night with 17 points for a career-high in a conference game. He had hit four three points for a career-best on multiple occasions.

Allen Steps Up: Guard Dontaie Allen recorded a season-high three three-pointers at Utah. He was 3-of-4 from behind the arc in the game, as the transfer has hit 146 triples in his college career. He has 19 points in his last two games.

Defense Travels: The Cowboys have played great defense all season and held Utah State nine points below their season average in shooting and 19 points below their season average in scoring. UW is holding opponents to 42 percent from the field for fifth in the conference. Opponents are also shooting below 30 percent from behind the arc to lead the MW.

Pokes from Deep: The Pokes knocked down a season-high 12 threes at Utah State going 12-of-26 from behind the arc. It marked the first double-digit three-point game of the season for the Cowboys. UW recorded only nine makes in Cancun. UW is making 6.3 threes per game for the season.

Almost Home: The Cowboys have only one more games on the road before returning to the Arena-Auditorium. UW has not played in Laramie since Nov. 22 and will play five games on the road before returning the "Dome of Doom".

Scottie and Minutes: Forward Scottie Ebube played a season-high 23 minutes for the Pokes at Utah State. He added six point and four rebounds. In 11.5 minutes per game this season he adds 632 points and 3.3 rebounds. He is shooting 66.7 percent from the field.

Get by With A Little Help from My Friends: The Pokes finished the game with 15 helpers on 24 made baskets at Utah State. It was the most since recording 19 and 18 in the first two games of the season. Agbim had his hand in 17 of the 24 made baskets for the Cowboys in the game against the Aggies.

Mr. Double-Double: Guard Jordan Nesbitt ranks seventh in the nation this season with five double-doubles. He just missed one by a rebound at Utah State. He has one in four of the last six games. He average 10.6 points and 10.1 rebounds per game this season.

Mr Steal: Guard Jordan Nesbitt recorded four steals on the road at Utah State. That was a season-high for him and for a Cowboy this season. It was the most in a game since Mason Walters had five last season against Fresno State on March 13.

Wyoming Cowboys

Cook-ing: Wyoming sophomore Nigle Cook appeared in the season opener last season, but did not appear in any more games. He is back and added six points in the exhibition game against College of Idaho. He was 2-of-3 from behind the arc.

Looks Familiar: Wyoming guard A.J. Wills had a solid freshman season at Holy Cross. He appeared in 22 games last season with three starts for the Crusaders. He averaged 16 minutes a game. He finished his freshman season averaging 5.5 points and one assist per game. He has appeared in the movie Shooting Stars and the series Swagger.

Oleg Last Season: Wyoming forward Oleg Kojenets appeared in 28 games for the Cowboys in his first season with the program. He averaged 3.7 points and 2.5 rebounds per game averaging just under 10.

Dunk Tracker

Scottie Ebube - 7
Obi Agbim - 2
Cole Henry - 3
Oleg Kojenets - 2
Jordan Nesbitt - 1
Abou Magasa - 2



50 Percent From Field: The Pokes shot 50 percent from the field against Utah State marking the fifth game this season UW has shot 50 percent or better. It was the first game away from the Arena-Auditorium UW has done so this season.

Agbim in the 20's Again: Guard Obi Agbim has proved to be one of the best scorers in the Mountain West this season. He is averaging 18 points per game on the season to rank third in the conference. He added 23 points for his third 20 point scoring game of the season in the finale in Cancun. He has scored 20 or more points 13 times in his collegiate career.

Henry in Double Figures in Back-to-Back Games: Forward Cole Henry has been solid for the Cowboys. He added double figures in back-to-back games in Cancun with 10 points against Tulane and 12 points against LMU. It marked the his first double-figure scoring games in back-to-back contests since doing so at Northern Iowa during the 2022-23 season.

Second Half Team: The Wyoming Cowboys have been a second half team this season. The Pokes are 48 percent in the frame vs. shooting 40 percent in the first half. The Pokes are also +5.3 on the glass in the second frame.

Nesbitt Cleans Up The Glass: Guard Jordan Nesbitt is one of the nation's top rebounders this season. He is averaging 10.1 per game and currently ranks second in the Mountain West and No. 14 in the nation. He grabs 2.3 offensive rebounds per game to rank sixth in the MW.

Another Double-Double for J-Nez: Guard Jordan Nesbitt is a balanced player. He has recorded five double-doubles on the season, a number that ranks seventh in the nation this season and first in the MW.

All-Tournament Team at Cancun Challenge: The Cowboys made a run to the championship game of the Cancun Challenge. Guards Obi Agbim and Jordan Nesbitt were named to the All-Tournament team. Agbim added 20.5 points per game in Cancun and shot over 45 percent from behind the arc. Nesbitt added a double-double per game averaging 10 points and 11.5 rebounds per game.

Attacking The Offensive Glass: The Cowboys have done a great job on the offensive glass this season. The Pokes average 13.8 offensive rebounds per game to ranks third in the MW and rank No. 37 in the nation this season. The Cowboys have two players that rank in the top-10 in the MW in offensive rebounds per game in Jordan Nesbitt (sixth), Abou Magassa (tenth).

What A Comeback: The Cowboys trailed by 16 points with 13:58 remaining in the second half and would tie the contest with under a minute left against Tulane. The Pokes would then take the lead with a three-pointer from Touko Tainamo off a pass from Jordan Nesbitt with nine seconds remaining. It was the largest comeback since coming back from 17 down against San Jose State last season on Jan. 2. It was the third largest comeback since 2016 for the Pokes. The Cowboys also trailed by 16 against LMU and tied the game, but would loss the contest.

Numerical Roster

No.	Name	Pos.	Ht.	Wt.	Cl.	Exp.	Hometown (Last School)
1	Nigle Cook	G	6-6	176	So.	1L	Deland, Fla. (DME Academy)
2	Kobe Newton	G	6-2	178	Sr.	1L	Portland, Ore. (Fullerton College)
3	A.J. Wills	G	6-2	160	So.	TR	Richmond, Va. (Holy Cross)
5	Obi Agbim	G	6-3	180	Sr.	TR	Aurora, Colo. (Fort Lewis College)
7	Matija Belic	F	6-7	205	Jr.	TR	Belgrade, Serbia (UC Santa Barbara)
8	Cole Henry	F	6-9	240	Gr.	TR	Oskaloosa, Iowa (Northern Iowa)
9	Abou Magassa	F	6-7	215	RFr.	TR	Morsang-sur-Orge, France (Saint Louis)
10	Levi Brown	G	6-0	167	RFr.	RS	Laramie, Wyo. (Laramie)
11	Dontaie Allen	G	6-6	210	Sr.	TR	Falmouth, Ky. (Western Kentucky)
12	Scottie Ebube	C	6-10	275	Jr.	TR	Mundelein, Ill. (Southern Illinois)
14	Garrett Spielman	G/F	6-7	192	Fr.	HS	Sheridan, Wyo. (Sheridan)
15	Oleg Kojenets	F	7-0	228	Jr.	1L	Kaunas, Lithuania (Nebraska)
16	Jordan Nesbitt	G	6-6	210	Sr.	TR	St. Louis, Mo. (Hampton)
22	Jehvion Starwood	G	6-3	180	Fr.	HS	Oswego, Ill. (Oswego East)
25	Touko Tainamo	F	6-9	220	Sr.	TR	Helsinki, Finland (Denver)
31	Cort Roberson	G	6-0	160	Jr.	2L	Arlington, Wash. (Stanwood)

Alphabetical Roster

No.	Name	Pos.	Ht.	Wt.	Cl.	Exp.	Hometown (Last School)
5	Obi Agbim	G	6-3	180	Sr.	TR	Aurora, Colo. (Fort Lewis College)
11	Dontaie Allen	G	6-6	210	Sr.	TR	Falmouth, Ky. (Western Kentucky)
7	Matija Belic	F	6-7	205	Jr.	TR	Belgrade, Serbia (UC Santa Barbara)
10	Levi Brown	G	6-0	167	RFr.	RS	Laramie, Wyo. (Laramie)
1	Nigle Cook	G	6-6	176	So.	1L	Deland, Fla. (DME Academy)
12	Scottie Ebube	C	6-10	275	Jr.	TR	Mundelein, Ill. (Southern Illinois)
8	Cole Henry	F	6-9	240	Gr.	TR	Oskaloosa, Iowa (Northern Iowa)
15	Oleg Kojenets	F	7-0	228	Jr.	1L	Kaunas, Lithuania (Nebraska)
9	Abou Magassa	F	6-7	215	RFr.	TR	Morsang-sur-Orge, France (Saint Louis)
16	Jordan Nesbitt	G	6-6	210	Sr.	TR	St. Louis, Mo. (Hampton)
2	Kobe Newton	G	6-2	178	Sr.	1L	Portland, Ore. (Fullerton College)
31	Cort Roberson	G	6-0	160	Jr.	2L	Arlington, Wash. (Stanwood)
14	Garrett Spielman	G/F	6-7	192	Fr.	HS	Sheridan, Wyo. (Sheridan)
22	Jehvion Starwood	G	6-3	180	Fr.	HS	Oswego, Ill. (Oswego East)

Starters and Lettermen Returning/Lost

Starters Returning (0)

Starters Lost (5)

No.	Name	Pos.	Ht.	Wt.	Cl.	Exp.	PPG	RPG	APG	GP/GS
3	Sam Griffin	G	6-3	188	Sr.	1L	16.9	3.7	3.4	32/32
13	Akuel Kot	G	6-2	167	Sr.	1L	14.0	2.5	2.0	32/32
33	Mason Walters	F	6-9	221	Gr.	1L	12.2	5.4	2.1	22/22
1	Brendan Wenzel	G	6-7	208	Sr.	3L	11.6	5.1	1.5	31/31
44	Caden Powell	F	6-10	220	So.	2L	5.4	4.6	1.3	32/31

Lettermen Returning (4)

No.	Name	Pos.	Ht.	Wt.	Cl.	Exp.	PPG	RPG	APG	GP/GS
1	Nigle Cook	G	6-6	176	So.	1L	6.0	2.0	0.0	1/0
2	Kobe Newton	G	6-2	178	Sr.	1L	4.5	1.9	0.6	20/0
15	Oleg Kojenets	F	7-0	228	Jr.	1L	3.7	2.5	0.1	28/0
31	Cort Roberson	G	6-0	160	Jr.	2L	1.5	0.1	0.0	8/0

Redshirts (1)

No.	Name	Pos.	Ht.	Wt.	Cl.	Exp.	Hometown (Last School)
10	Levi Brown	G	6-0	167	RFr.	RS	Laramie, Wyo. (Laramie)

Redshirts/Newcomers

Newcomers (11)

No.	Name	Pos.	Ht.	Wt.	Cl.	Exp.	Hometown (Last School)
3	A.J. Wills	G	6-2	160	So.	TR	Richmond, Va. (Holy Cross)
5	Obi Agbim	G	6-3	180	Sr.	TR	Aurora, Colo. (Fort Lewis College)
7	Matija Belic	F	6-7	205	Jr.	TR	Belgrade, Serbia (UC Santa Barbara)
8	Cole Henry	F	6-9	240	Gr.	TR	Oskaloosa, Iowa (Northern Iowa)
9	Abou Magassa	F	6-7	215	RFr.	TR	Morsang-sur-Orge, France (Saint Louis)
11	Dontaie Allen	G	6-6	210	Sr.	TR	Falmouth, Ky. (Western Kentucky)
12	Scottie Ebube	C	6-10	275	Jr.	TR	Mundelein, Ill. (Southern Illinois)
14	Garrett Spielman	G/F	6-7	192	Fr.	HS	Sheridan, Wyo. (Sheridan)
16	Jordan Nesbitt	G	6-6	210	Sr.	TR	St. Louis, Mo. (Hampton)
22	Jehvion Starwood	G	6-3	180	Fr.	HS	Oswego, Ill. (Oswego East)
25	Touko Tainamo	F	6-9	220	Sr.	TR	Helsinki, Finland (Denver)

PRONUCATIONS

#5 OBI AGBIM (AG - LIKE AGGIE - BIM)
 #7 MATIJA BELC (MAH-TEE-UH BELL-ITCH)
 #12 SCOTTIE EBUBE (eh-BOO-bay)
 #9 ABOU MAGASSA (MUH-GOSS-UH)
 #15 OLEG KOJENETS (O-LEG KO-YAH-NETS)
 #22 JEHVION STARWOOD (JAY-VEE-ON)
 #25 TOUKO TAINAMO (TOE-coe TINE-ammo (rhymes dynamo))

Roster Breakdown

By Class

Graduate (1)

Cole Henry	F	6-9	240
------------	---	-----	-----

Seniors (5)

Obi Agbim	G	6-3	180
Dontaie Allen	G	6-6	210
Jordan Nesbitt	G	6-6	210
Kobe Newton	G	6-2	178
Touko Tainamo	F	6-9	220

Juniors (4)

Matija Belic	F	6-7	205
Scottie Ebube	C	6-10	275
Oleg Kojenets	F	7-0	228
Cort Roberson	G	6-0	160

Sophomores (2)

Nigle Cook	G	6-6	176
A.J. Wills	G	6-2	160

Redshirt Freshman (2)

Levi Brown	G	6-0	167
Abou Magassa	F	6-7	215

Freshmen (2)

Garrett Spielman	G/F	6-3	192
Jehvion Starwood	G	6-3	180

By Position

Guards (10)

Garrett Spielman	G/F	6-3	192
Jehvion Starwood	G	6-3	180
Levi Brown	G	6-0	167
Nigle Cook	G	6-6	176
A.J. Wills	G	6-2	160
Cort Roberson	G	6-0	160
Obi Agbim	G	6-3	180
Dontaie Allen	G	6-6	210
Jordan Nesbitt	G	6-6	210
Kobe Newton	G	6-2	178

Forwards/Centers (6)

Abou Magassa	F	6-7	215
Matija Belic	F	6-7	205
Scottie Ebube	C	6-10	275
Oleg Kojenets	F	7-0	228
Touko Tainamo	F	6-9	220
Cole Henry	F	6-9	240

By High School or Transfer


High School (4)

Garrett Spielman	G/F	6-3	192
Jehvion Starwood	G	6-3	180
Levi Brown	G	6-0	167
Nigle Cook	G	6-6	176

Transfers (12)

A.J. Wills	G	6-2	160
Cort Roberson	G	6-0	160
Obi Agbim	G	6-3	180
Dontaie Allen	G	6-6	210
Jordan Nesbitt	G	6-6	210
Kobe Newton	G	6-2	178
Abou Magassa	F	6-7	215
Matija Belic	F	6-7	205
Scottie Ebube	C	6-10	275
Oleg Kojenets	F	7-0	228
Touko Tainamo	F	6-9	220
Cole Henry	F	6-9	240

Wyoming Cowboys



Nigle Cook
G, 6-6, 176, So.
DeLand, Fla.



Kobe Newton
G, 6-2, 178, Sr.
Portland, Ore.



A.J. Wills
G, 6-2, 160, So.
Richmond, Va.



Obi Agbim
G, 6-3, 180, Sr.
Aurora, Colo.



Matija Belic
F, 6-7, 205, Jr.
Belgrade, Serbia



Cole Henry
F, 6-9, 240, Gr.
Oskaloosa, Iowa



Abou Magassa
F, 6-7, 215, So.
Morsang-sur-Orge,
France



Levi Brown
G, 6-0, 167, RFr.
Laramie, Wyo.



Dontaie Allen
G, 6-6, 210, Sr.
Falmouth, Ky.



Scottie Ebube
C, 6-10, 275, Jr.
Mundelein, Ill.



Garrett Spielman
G-F, 6-7, 192, Fr.
Sheridan, Wyo.



Oleg Kojenets
F, 7-0, 228, Jr.
Kaunas, Lithuania



Jordan Nesbitt
G, 6-6, 210, Sr.
St. Louis, Mo.



Jehvion Starwood
G, 6-3, 180, Fr.
Oswego, Ill.



Touko Tainamo
F, 6-9, 220, Sr.
Helsinki, Finland



Cort Roberson
G, 6-0, 160, Jr.
Arlington, Wash.



Sundance Wicks
Head Coach
1st Season

Wyoming Cowboys

THE PLAYERS ACCORDING TO WICKS

The following is Coach Wicks' player-by-player analysis of the 2024-25 lineup:

BY NUMBER

#1 Nigle Cook Guard

"He's got all the metrics you look for in a shooting guard. If he can defend his position at a high level, I think it would be really hard to take him off the floor."

#2 Kobe Newton Guard

"He's old, a sixth-year senior, so we're really going to rely on his veteran experience. We need his consistency from being a Cowboy to shine through in a mature way and help our guys understand what Laradise is about, what the University of Wyoming is about. That can pay dividends for us."

#3 A.J. Wills Guard

"He's a classic point guard. He's a setup guy, he sees it well and he's classically trained in the ways of the PG, almost to the fault where he's always reading, and we need him to be more aggressive and put the defense on their heels."

#5 Obi Agbim Guard

"I love that he's local, I love that he's from right down the road. That stuff goes a long way for our fan base to have a connection to a kid from Aurora. They like when guys from their backyard decide to become Pokes, and we've had a lot of success with Colorado kids in the past." "I love that he's local, I love that he's from right down the road. That stuff goes a long way for our fan base to have a connection to a kid from Aurora. They like when guys from their backyard decide to become Pokes, and we've had a lot of success with Colorado kids in the past."

#7 Matija Belic Forward

"The ultimate connector. He can shoot it, he's always in the right position, he's a smart position player who understands the game of basketball. Those are the type of guys that can play basketball for a long time. They don't have to rely on their athletic ability and their God-given talent, they're just smart enough to understand every single position on the floor."

#8 Cole Henry Forward

"He is like Jake Taylor from Major League. He's the catcher who has one last ride here. We want to make sure his body holds up and everything holds up for him, not put too much wear and tear on him, but I'm going to rely on him especially early a lot because of the veteran status that he has. He has seen it all and won championships."

#9 Abou Magassa Forward

"He's a monster defensively. He rebounds and defends at a high major level and that's going to get him on the floor. We're going to play a physical brand of basketball, and your fours and fives have to be physical."

#10 Levi Brown Guard

"Levi has got some game and people don't realize that. When I first got here, I saw him at open gym a couple time and was like, all right, you can play. Sometimes it's him believing that he's good enough. He can go out there and give dudes that have been playing college basketball for a couple years some buckets."

#11 Dontae Allen Guard

"He has an old soul. Dontae has seen a lot, done a lot, he's from a small town in Kentucky. When you're from a small town you had better have people skills because you're going to see the same people every single day. I think he understands what it means to be in a community and be part of something bigger than himself."

#12 Scottie Ebube Center

"He has all the gifts, all the tools. He has immaculate touch around the rim. I don't know if I've seen a guy with as good a touch through contact as Scottie. He's got feet, he's got hands, he's got physicality, he's got heart. It's the head that must come together. That's the only thing that stops him from being great."

#14 Garrett Spielman Guard

"He's an everyday dude that brings the juice and he's what you want in the locker room, he's what you want out of a teammate, he's what you want out of a competitor. When he gets in at practice he goes full tilt. I don't mind guys when they make mistakes as long as they're going hard, and he goes hard every single possession."

#15 Oleg Kojenets Forward

"He has to understand that he is 7 feet tall sometimes. I tell him that sometimes he wants to play like a guard, he wants to swipe down and try to use his hands a lot. I'm like, dude, you're like the Sears Tower over there. You've just got to be big and let everybody know that you're big. Make them shoot over you and if they finish over you good luck."

#16 Jordan Nesbitt Guard

"His biggest thing is effective field goal percentage. That's what he has to improve on. He has to make sure he's taking the right shots and making the right shots, playing off two feet when he drives. His winning plays metrics – his steals, rebounds, assists, blocks – translate to NBA draft picks with his size."

#22 Jehvion Starwood Guard

"He's a heady player, he has great feel, he sees the game, but like all freshman coming in you've got to work on your body and your strength and your physicality."

#25 Touko Tainamo Forward

"We want the gritty not pretty guys, and he can fit that mold. He's got to start to believe in the role that he's a tough, gritty player. His number proved it at Denver but by going up a level you've got to raise your level even more. You've got to level up as they say."

#31 Cort Roberson Guard

"I think he has a bigger vision than most kids his age and knows wants to be when he grows up. He gives back to the community; he gives back when he goes home and runs his Cort Roberson camps. He's a special human being. He's going to be a guy on senior night where I'll shed some tears for that kid. That's a real Cowboy."

Wyoming Cowboys

Head Coach Sundance Wicks



University of Wyoming Athletics Director Tom Burman announced the hiring of Sundance Wicks as head coach of the Cowboy Basketball Program in May of 2024. He is the 23rd head coach in Cowboy history. A native of Gillette, Wicks spent three seasons as an assistant coach (2020-23) at Wyoming and spent last season as head coach at Green Bay spearheading one of the best

single season turnarounds in college basketball history.

"First off, please know that I am honored, humbled and immensely grateful for this opportunity at the University of Wyoming," Wicks said. "This opportunity would have never been possible without the Belief that Green Bay Chancellor Mike Alexander and Athletics Director Josh Moon had in our mission and vision a year ago at UWGB. To that end, I would like to thank Director of Athletics Tom Burman and UW President Edward Seidel for their trust in me and what We will do for the University and this great state moving forward."



"You cannot put into words what it means for a kid from the country roads outside of Gillette to represent the State of Wyoming and the Cowboys as their new head basketball coach," said Wicks.

In his first year at Green Bay, Wicks was named the 2023-24 Horizon League Coach of the Year. He was also named the Joe B. Hall National Coach of the Year, which is presented annually to the top rookie, first-year head coach in NCAA Division I college basketball. Last season, Wicks posted an 18-14 record after the program finished at 3-29 prior to his arrival in 2022-23. That 15-game turnaround tied for the ninth-best turnaround in NCAA DI history.

Wicks also mentored numerous players to award-winning seasons at Green Bay. Noah Reynolds was named the Horizon League Newcomer of the Year, All-Horizon League First Team, and NABC District 12 All-Region First Team. For the first time in program history, Green Bay also saw two freshmen named to the Horizon League All-Freshman Team in David Douglas Jr. and Marcus Hall. Douglas Jr. was named the Freshman of the Year in the conference.

"We couldn't be more excited to welcome back Sundance Wicks to Wyoming," Burman said. "Sundance will bring a great energy to our program and the entire State of Wyoming. Being a native of this great state, Wicks knows the pride Cowboy fans take in the program and he will work tirelessly for his student-athletes and the community."

Wicks spent three seasons at Wyoming under former head coach Jeff Linder. The Cowboys reached the NCAA Tournament in 2022 finishing the season with a 25-9 overall record. The Pokes received their first at-large bid to the NCAA Tournament since 2002 and marked the first trip to the Big Dance since 2015. The Pokes recorded 24 wins in the regular season for the most since the 1951-52 campaign.

"If there is one thing, I learned growing up in Wyoming it's that when you Honor the Brown and Gold, you are honoring so much more than just the University of Wyoming," Wicks said. "You are honoring every single hard hat that woke up before the sun to work the coal mines. It means paying your respects to the all the rough and rowdy ranchers that chose the Cowboy Way and Rode for the Brand before it became a popular phrase. Honoring the Brown and Gold is the understanding that a tip of the cap, a steering wheel wave, a hard handshake or a big hug is how you lift your people up in support of a hard day's work."

The Pokes, who were picked to finish eighth in the Conference ranked as high as No. 22 in the nation in both the Associated Press and USA Today Coaches' polls.

Wicks and his energy on the bench helped the Cowboys become the top offense in the Mountain West in his first season with the program. He helped revamp the Cowboy offense to average 76.5 points per game.

Wyoming Cowboys

Wyoming also led the MW in three-point field goals per game at 10.1. The Pokes ranked No. 12 in the nation in three-point field goals per game as well.

The Pokes went 6-1 in non-conference play in 2020-21 including a road win over an NCAA Elite Eight team in Oregon State. Wyoming won six total road games on the season for the most away from Laramie since the 2012-13 season. UW also had a winning record on the road for the first time since 2000-01 season.

Prior to his time in Laramie, Wicks was the head coach at Missouri Western for two seasons. Wicks led the Griffons to 18 wins in 2019-20, as it was the most by the program in 10 years. In his first season at the helm of the program his team doubled their win total from the prior campaign. In his two seasons, Wicks helped mentor six All-MIAA players and an NABC All-District selection.

Prior to his time at Missouri Western, Wicks spent time at his alma mater Northern State University, where he was associate head coach during the 2016-17 and 2017-18 seasons. In 2017-18, Wicks helped lead Northern State to the Northern Sun Intercollegiate Conference regular season and postseason championships. Northern State also claimed the central region championship for the program's first-ever appearance in the national championship game.

Wicks has been an assistant coach at the Division II and Division I levels. After lettering four years as a student-athlete at Northern State from 1999-2003, Wicks held assistant coaching positions at Northern State, Colorado (2006-07), Northern Illinois (2007-11) and San Francisco (2015-16).

He also built the Arizona Power Basketball Academy, serving as a skill instructor and director from 2011-15. Prior to launching the APBA, he spent five months training NBA pre-draft prospects at the Impact Basketball Academy in Las Vegas. Wicks' draft class trainees included Kawhi Leonard, Alec Burks and Isaiah Thomas.

Wicks began his collegiate coaching career as a graduate assistant at Northern State under the legendary Don Meyer.

As a student-athlete, Wicks was twice named first team All-NSIC, scoring 1,174 points and pulling down 665 rebounds in his career. He was also a two-time All-NSIC performer in the 400-meter hurdles at Northern State. After graduation, Wicks played for the Sodertalje Kings in Sweden. He led the team in points and rebounding.

Wicks graduated from Campbell County High School in 1999, where he lettered in football, basketball and track and field. In 1999, he was named the Milward Simpson Athlete of the Year. Wicks was a part of two high school basketball championships (1996-97 and 1998-99), and in his senior season won a trio of state championships in football, basketball and track and field, where he captured the individual state title in the 300-meter hurdles, and was the state runner-up in the 110-meter high hurdles.

Wicks received a bachelor's degree in international business from Northern State in 2003 and a master's degree in health, physical education and coaching from

The Wicks File

Coaching History

2024-Pres.: Head Coach, University of Wyoming

2023-2024: Head Coach, Green Bay

2020-23: Assistant Coach, University of Wyoming

2018-20: Head Coach, Missouri Western University

2016-18: Associate Head Coach, Northern State University

2015-16: Assistant Coach, University of San Francisco

2007-11: Assistant Coach, Northern Illinois University

2006-07: Assistant Coach, University of Colorado

2004-06: Graduate Assistant, Northern State University

Awards

2023-24 Horizon League Coach of the Year

2023-24 Joe B. Hall National Coach of the Year

Notable Accolades

- He was named the Horizon League Coach of the Year in his only season at Green Bay.

- Wicks named the Joe B. Hall National Coach of the Year, which is presented annually to the top rookie, first-year head coach in NCAA Division I college basketball.

- As an assistant at UW, he Cowboys reached the NCAA Tournament in 2022 finishing the season with a 25-9 overall record. The Pokes received their first at-large bid to the NCAA Tournament since 2002 and marked the first trip to the Big Dance since 2015. The Pokes recorded 24 wins in the regular season for the most since the 1951-52 campaign.

- As a collegiate athlete at Northern State, Wicks was a two-time All-NSIC in basketball and was an All-NSIC athlete in track and field

- Wicks graduated from Campbell County High School in 1999, where he lettered in football, basketball and track and field. In 1999, he was named the Milward Simpson Athlete of the Year.

Northern State in 2006.

Wicks and his wife Courteney have two children, Grace and Skywalker.

"Whether you were raised in Evanston, Worland or Wheatland, the Big Horns in Buffalo, the blue-collar town of Gillette, Casper, Cody or Cheyenne, Jackson Hole, Rock Springs or Riverton, Shoshoni, Lander or Paradise. Raise a glass, this one's for you, we got work to do Wyoming", Said Wicks..

Wyoming Cowboys

Assistant Coach Pat Monaghan



Cowboy basketball head coach Sundance Wicks announced the addition of Pat Monaghan to the Cowboy coaching staff in May. He brings 18 years of coaching experience to the Cowboys as he helped Wicks turnaround Green Bay a season ago.

"I'm very excited to join coach Wicks in Wyoming and continue our vision that we started a year ago," Monaghan said. "The winning mindset, elite leadership and connection coach Wicks creates toward people is why I'm so excited for this opportunity. I look forward to assisting our players and staff in anyway possible as we continue to build this time for the Brown and Gold fans throughout this great state. Coach Wicks has shared so many great stories about Wyoming and now to have an opportunity to live it on a day-to-day basis is something that I really look forward to."

In June of 2022, Monaghan was selected to attend the Jay Bilas Coaches Leadership Program. The program was designed to identify and develop up-and-coming coaches who have the potential to be Division I College Head Coaches. The four-day leadership program in Charlotte was limited to 12 Division 1 assistant coaches nationwide who have been recognized as rising stars in the profession as assistants.

"This is a TOUGH GUY TOWN and Coach Monaghan is all of that," Wicks said. "He is THE toughest and most relentless recruiter and competitor I have ever been around. Pat is a gifted teacher as well, and his weaponry lies on the detailed instruction he provides on the defensive side of the ball. He has a unique gift of solving problems by identifying outside the box solutions and has always been a part of winning cultures. In this profession, the best ability is availability and Coach Monaghan is 24/7 like 7-11. If it's Cowboy Tough you want, it's Cowboy Tough you're going to get from Coach P. Help me give a rough and rowdy welcome to the newest member of the Cowboy Culture, Coach Pat Monaghan."

Last season at UWGB, Monaghan helped the Phoenix to 18-14 record after the program finished at 3-29 during the 2022-23 season. That 15-game turnaround tied for the ninth-best turnaround in NCAA DI history.

Monaghan also helped mentored numerous players to award-winning seasons at Green Bay. Noah Reynolds was named the Horizon League Newcomer of the Year, All-Horizon League First Team, and NABC District 12 All-Region First Team. For the first time in program history, Green Bay also saw two freshmen named to the Horizon League All-Freshman Team in David Douglas Jr. and Marcus Hall. Douglas Jr. was named the Freshman of the Year in the conference.

He spent four years at Southern Illinois prior to UWGB, helping the Salukis to a 67-55 record from 2019-23, which included 23 wins in 2022-23, the most in program history since the 2006-07 season.

Monaghan was influential in the development of Marcus Domask, who had one the best freshman seasons in Southern Illinois history, earning Freshman All-America honors, along with the league's Freshman and Newcomer of the Year awards. Domask was one of only four freshmen in the nation to average at least 13.5 points, five rebounds, and 2.5 steals.

Monaghan was also instrumental in signing one of the best recruiting classes in school history. Troy D'Amico and Scottie Ebube were both ranked as top-10 players in the state of Illinois, and D'Amico was the highest-rated in-state recruit to sign with SIU since 2008. Foster Wonders, the runner-up for Michigan Mr. Basketball in 2021 and the fifth ranked player in the state of Michigan, also signed with SIU. In the offseason, Ben Coupet Jr., who averaged double-figures on a conference-title-winning Little Rock team in 2020, signed with SIU as a graduate transfer.

Prior to Southern Illinois, Monaghan spent two seasons (2017-19) at Milwaukee. The Panthers were among just a handful of teams to beat nationally ranked Loyola in 2017-18, topping the eventual Final Four-bound Ramblers by 17 points in non-conference play.

Before his stop in the Milwaukee, Monaghan was an assistant for six seasons at Division II powerhouse Minnesota State (2011-17), where he helped the Mavericks to four NCAA Tournament appearances and a pair of Northern Sun Intercollegiate Conference titles. He was also the recruiting coordinator for the Mavericks, and 13 players earned All-NSIC honors during his tenure. The team tied the school record with 28 wins in 2012-13 and topped that with a 30-5 mark in 2013-14. The Mavs won 20 or more games in each of his final five campaigns.

He served as the director of basketball operations at Loyola (2010-11) and two years as an assistant at Coffeyville Community College (2008-10), where he helped guide the Ravens to a 46-20 record, including a Jayhawk East Conference Championship in 2009. He spent two seasons as a graduate assistant at Wayne State College.

Monaghan played collegiately at Division II institution Lewis University and led the Flyers in scoring with 14.0 points per game as a senior in 2005-06. Prior to Lewis, he played two seasons at Harper Junior College and was named Third-Team NJCAA All-American in 2004.



Wyoming Cowboys

Assistant Coach Nick Whitmore



Nick Whitmore was added to the coaching staff in March of 2023 and enters his second season with the Brown and Gold.

Last season, Whitmore helped mentor Sam Griffin to All-MW honors. Griffin was named Third Team All-Mountain West by the media and Honorable Mention by the league coaches. He led the Cowboys in scoring last season at 16.9 points per game. He also led the team in assists with 3.4 per night. Griffin ranked in the top-five of the conference with 76 made three pointers. He along with fellow guard Akuel Kot signed professional contracts in Europe.

Whitmore came to Wyoming after serving as head coach at the Prep School level for nearly a decade producing 39 Division I players and one First Round NBA Draft pick. He has also coached 30 players that have gone to play professionally including a First Round NBA talent and recruited players from 11 different countries.

Whitmore has been the head coach at the Asheville School in Asheville, N.C. since 2019. He led Asheville to three-straight titles and attracted the first Top-100 player in school history.

Whitmore is one of the top recruiters of national and international talent attracting National Team players from Turkey, Greece, Germany, France, Latvia Puerto Rico, United States, and the Netherlands.

He spent six years coaching at the New Hampton School one of the nation's top prep programs. His teams were consistently in the Top-10 in the nation and were ranked as high as second. He reached the NEPSAC AAA Title game in just his second season at the helm of the program.

Whitmore spent time at the University of San Francisco as the director of operations from 2012-14. The Dons earned a second seed in the National Invitational Tournament after finishing second in the WCC. He also spent the previous two seasons on the staff as a volunteer assistant.

He also spent time at the Drew School in San Francisco as the head coach. He helped lead the team to their best season in 25 years.

Whitmore is a graduate of Boise State University and earned his master's degree from Middlebury College in Vermont. He was a student assistant while at Boise State.

His father Bill was a long-time basketball coach spending time as the head coach at the University of Vermont.



Wyoming Cowboys

Assistant Coach Nic Reynolds



Cowboy basketball head coach Sundance Wicks announced the addition of Nic Reynolds to the Cowboy coaching staff on May 15. The Peoria, Ill. native comes to Wyoming from Green Bay spending one season with Wicks as an assistant coach for the Phoenix.

"Nic Reynolds has one trait that a lot of people preach, but very few actually practice, and that is loyalty," Wicks said. "He loves at a high level and serves with great passion and purpose. A true mentor leader, Nic does not tell you the way, he shows you the way. I am not sure there is a job in this profession that Coach Reynolds has not done. He understands the grit and grind of this profession and that the mission is the man. Without first leading the man, there can be no mission. Committed, competitive and all about the culture, Cowboy Country please welcome coach Reynolds to the Wild West."

Reynolds is the brother of former Cowboy guard Noah Reynolds. He spent time on the front range serving as the Director of Operations at Denver.

"It is one of those situations where you are a little overwhelmed, but I'm so excited and thankful for the opportunity," Reynolds said. "I'm so happy for coach Wicks and this opportunity for him and his family. This is a full circle moment for the both of us. To be able to share this with Sundance is special as he has done so much for our family and I'm happy to get to come home with him. He is a big brother, a mentor and working with him every day is truly special. We are ready to get to work."

Last season at UWGB, Reynolds helped the Phoenix to 18-14 record after the program finished at 3-29 during the 2022-23 season. That 15-game turnaround tied for the ninth-best turnaround in NCAA DI history.

Reynolds also helped mentored numerous players to award-winning seasons at Green Bay. Noah Reynolds was named the Horizon League Newcomer of the Year, All-Horizon League First Team, and NABC District 12 All-Region First Team. For the first time in program history, Green Bay also saw two freshmen named to the Horizon League All-Freshman Team in David Douglas Jr. and Marcus Hall. Douglas Jr. was named the Freshman of the Year in the conference.

Prior to his time in Green Bay, Reynolds spent one season at NCAA Division II Southern Arkansas. The Muleriders finished the GAC (Great American Conference) regular season in second place and won the GAC Tournament and an NCAA Tournament Appearance.

He served as the Director of Basketball Operations at Denver during the 2021-22 season, holding responsibility for all logistics of team travel including scheduling, meals, and lodging in addition to handling all team film and video editing, scheduling of practice times, and plans both home and away.

He coached at Division II Illinois-Springfield where he served as a graduate assistant for the Prairie Stars during the 2019-20 campaign. In addition to overseeing of the scouting report and video operations, Reynolds was instrumental in the planning and execution of player workouts and skill developmental sessions. Reynolds would depart for Purdue Northwest of the Great Lakes Intercollegiate Athletic Conference (GLIAC) for the 2020-21 season where he was a top assistant. Reynolds produced the team scouting reports and handled opponent film analysis as well as directing in-game substitutions, adjustments, and defensive matchups. Additionally, Reynolds oversaw academics for the program.

Reynolds' coaching experience began in 2018 as an assistant for his alma mater, Columbia College. A 2018 graduate of the school, Reynolds was part of three league championships, a conference tournament title, and four national tournament appearances as a player at Columbia College.



Wyoming Cowboys

Assistant Coach Shaun Vandiver



University of Wyoming assistant coach Shaun Vandiver enters his seventh season with the Cowboys.

He has served various roles including graduate assistant, special assistant to head coach and assistant coach. A veteran in the coaching ranks he is the longest tenured staff member on the Cowboy coaching staff.

The Cowboys reached the NCAA Tournament in 2022 finishing the season with a 25-9 overall record. The Pokes received their first at-large bid to the NCAA Tournament since 2002 and marked the first trip to the Big Dance since 2015. The Pokes recorded 24 wins in the regular season for the most since the 1951-52 campaign.

The Pokes, who were picked to finish eighth in the Conference ranked as high as No. 22 in the nation in both the Associated Press and USA Today Coaches' polls.

He helped mentor freshman Graham Ike during the 2020-21 season. Ike recorded a career-high 32 points against San Jose State in the first round of the MW Tournament. His 32 points was tied for the second most amongst freshman in a single game in the NCAA last season.

The Pokes went 6-1 in non-conference play in 2020-21 including a road win over an Elite Eight team in Oregon State. Wyoming won six total road games on the season for the most away from Laramie since the 2012-13 season. UW also had a winning record on the road since 2000-01 season.

In his first season back with the Brown and Gold, Vandiver helped the Pokes defeat South Carolina for Wyoming's first win against an SEC team in Laramie since he served as a graduate assistant during the 2002-03 season. In his second season, he helped lead the Cowboys to the semifinals of the MW Tournament.

Vandiver was an assistant for the Pokes from 2005-10 serving under head coaches Steve McClain and Heath Schroyer. He also served as a graduate assist at Wyoming for the 2002-03 season.

As a member of the Wyoming coaching staff, Vandiver helped lead the Cowboys to the Championship game of the 2006 Mountain West Tournament. During his time with the Pokes, he mentored nine players who earned All-MW honors.

"I like the way the Cowboy basketball program has progressed, and my goal is to help the coaching staff keep it going and take it to another level," Vandiver said.

Vandiver led the Hornets to five Mid-America Athletic Association tournaments during his time at Emporia State. In his first season as head coach, he became only the second coach in MIAA history to lead his team to the tournament championship game in his first season. Last season, Emporia State nearly knocked off Mizzou on the road before falling to the Tigers 67-62.

Prior to his time as head coach at Emporia State, Vandiver was an assistant coach at Boise State. He was a key part of one of the biggest turnarounds in Boise State history in 2010-11. The Broncos were 22-13 and advanced to the semifinals of the CBI Tournament before falling to the Oregon Ducks 79-71 in Eugene, Ore. The 22 wins were a seven-game improvement over the previous year.

He began his coaching career in 2001-02 as volunteer assistant coach with Colorado while finishing his degree in sociology. In 2002-03, he moved on to Wyoming as a graduate assistant where he helped guide the Cowboys to a 21-11 record and an NIT berth. His first full-time coaching position was at Bowling Green State in 2003-04. He moved on to Northern Colorado for the 2004-05 season as the Bears were finishing their transition to NCAA Division I.

Vandiver transferred to Colorado following his freshman year at Hutchison Community College and was named Big Eight Newcomer of the Year in 1989. His senior season, he led the Buffs to the National Invitation Tournament finals in New York City, where they finished third. He averaged a double-double in his career for the Buffaloes and ended his career as the third leading scorer (1,876) and rebounder (962) in CU history. After earning First-Team All-Big Eight honors as a junior and senior, he was selected by the Golden State Warriors with the 25th pick of the 1991 NBA Draft. After his collegiate career, Vandiver enjoyed a nine-year professional playing career in Europe. He played for teams in: Bologna, Italy (1991-92); Bilbao, Spain (1992-93); Girona, Spain (1993-94); Reggio Calabria, Italy (1994-95); Las Palmas, Spain (1995-97); and Madrid, Spain (1997-2001).

Vandiver, a native of Bolingbrook, Ill., is married to the former Danielle Dodgion. They have five children: Aubrey, a former Cowgirl basketball player; Amber, a former Emporia State basketball player; Garin, a former Emporia State player; Alessandra and Gage, ball player; Amber, a former Emporia State basketball player; Garin, a former Emporia State player; Alessandra and Gage.



Wyoming Cowboys

Head Sports Performance coach for Basketball Jimmy Edel



Jimmy Edel is in his fifth season with the Cowboys. He spent four seasons at Northern Colorado prior to heading to Laramie

Edel got his start in strength and conditioning as an intern at Winona State University. He then spent three seasons as head strength coach for men's and women's basketball at Appalachian State prior to his time at UNC. He earned Master's degree in Exercise Science with a concentration in Strength and Conditioning while at Appalachian State.

Assistant Coach/Director of Operations Tim O Flannigan



O'Flannigan is in his sixth season with the Cowboys as the Director of Basketball Operations and also added assistant coaching duties this season for the second-straight campaign.

A native of Laramie returned to UW after spending two seasons as director of operations at Weber State. Prior to heading to Weber State, O'Flannigan was a graduate assistant for the Pokes helping lead Wyoming to the College Basketball Insider Championship in 2017. Before his duties as a graduate assistant, he spent four years as a student manager for the Cowboys.

Associate Athletic Trainer Dallas Fichtner




Dallas Fichtner joined the University of Wyoming Sports Medicine Staff in August 2018 as an Associate Athletic Trainer with the Cowboy Basketball and Cowboy and Cowgirl Diving programs after spending the previous eleven years at Nebraska Wesleyan University in Lincoln, NE.

While at NWU, Dallas worked with a variety of sports including men's and women's soccer, track and field, and men's and women's basketball. Before his time at Nebraska Wesleyan, he served as a graduate assistant athletic trainer at Boise State University from 2005-2007. While at Boise State, Dallas worked one year with the wrestling program and one year with the men's basketball as well as assisting with the football program.

Dallas received his Masters of Exercise and Sports Studies with a Biophysical Emphasis from Boise State in 2007 after completing his undergraduate education at the University of Nebraska at Kearney in 2005. Dallas is originally from Hayes Center, NE where he grew up on a family owned cattle ranch.

General Manager - Pat Stacy




Cowboy basketball head coach Sundance Wicks announced in August of 2024 the addition of Patrick Stacy to the coaching staff as the team's General Manager. Stacy will focus on analytics in both scouting and recruiting for the Brown and Gold.

A native of Illinois, Stacy comes to Wyoming as the founder of Jam Basketball Intelligence a company that constructed pre-game scouting reports that identify strengths, weaknesses, and tendencies of opponents in college basketball. JBI partnered 10 conference champions, five teams that won 30 or more games and a National Champion. He was named 40 Under 40 Rising Stars in College Basketball by Seth Davis.

He is a graduate of Loyola-Chicago graduating in 2017 and was an analytic manager on 2018 Final Four team.

Wyoming Cowboys



#1 Nigle Cook

So. □ Guard □ 6-6 □ 176
DeLand, Fla. (DME Academy)

2024-25 Averages

PTS	REB	AST	FG%	3FG%	FT%	MIN
0.0	0.5	0.0	.000	.000	---	3.2

Notable

- Had six points in season opener last season in only appearance
- Scored six points in exhibition game against College of Idaho
- Hit two threes in exhibition game

2024-25 Game-by-Game Statistics

#1 COOK, Nigle

Opponent	Date	GS	MIN	Total		3-Pointers		Free throws		Rebounds		PF	A	TO	BLK	STL	PTS	AVG
				FG-FGA	PCT	3FG-3FGA	PCT	FT-FTA	PCT	OFF	DEF							
Concordia-St. Paul	11/04/2024		02:09	0-2	.000	0-2	.000	0-0	.000	0	1	0	0	0	0	0	0	0.0
Tennessee St.	11/10/2024		01:19	0-0	.000	0-0	.000	0-0	.000	0	1	1	0	0	0	0	0	0.0
at Texas Tech	11/13/2024		05:01	0-1	.000	0-1	.000	0-0	.000	0	0	0	0	0	0	0	0	0.0
Utah Tech	11/16/2024		04:11	0-1	.000	0-1	.000	0-0	.000	0	0	0	0	0	0	0	0	0.0
Totals		0	12:40	0-4	.000	0-4	.000	0-0	.000	0	2	2	0	0	0	0	0	0.0

Player Averages

Games Played	Minutes/game	Points/game	FG Pct	3FG Pct	FT Pct	Rebounds/game	Assists/game	Turnovers/game	Assist/Turnover ratio	Steals/game	Blocks/game
4	3.2	0.0	0.0	0.0	0.0	0.5	0.0	0.0	0.0	0.0	0.3



#2 Kobe Newton

Senior □ Guard □ 6-2 □ 178
Portland, Ore. (Fullerton College)

2024-25 Averages

PTS	REB	AST	FG%	3FG%	FT%	MIN
10.9	2.1	1.9	.460	.375	.933	28.1

Notable

- Scored a career-high 19 points against Utah Tech
- Hit a career-high five assists vs. TSU
- Hit a career-high five threes at Utah State

2024-25 Game-by-Game Statistics

#2 NEWTON, Kobe

22 NEWTON, Kade																					
Opponent	Date	GS	MIN	Total		3-Pointers		Free throws		Rebounds		PF	A	TO	BLK	STL	PTS	AVG			
				FG-FGA	PCT	3FG-3FGA	PCT	FT-FTA	PCT	OFF	DEF								TOT	AVG	
Concordia-St. Paul	11/04/2024	*	26:52	5-8	.625	1-3	.333	0-0	.000	0	4	4	0	3	0	0	11	11.0			
Tennessee St.	11/10/2024		33:54	4-7	.571	3-4	.750	0-0	.000	0	4	4	0	1	5	1	0	11	11.0		
at Texas Tech	11/13/2024	*	22:38	1-1	1.000	1-1	1.000	5-5	1.000	0	1	1	3	0	0	6	0	8	10.0		
Utah Tech	11/16/2024	*	25:26	6-12	.500	2-5	.400	5-6	.833	1	1	2	2	2	4	0	0	1	19	12.3	
vs Tulane	11/26/2024	*	25:38	1-6	.167	0-5	.000	0-0	.000	0	1	1	2	3	1	0	0	2	10.2		
vs LMU (CA)	11/27/2024	*	34:59	4-10	.400	1-6	.167	0-0	.000	0	3	3	2	1	2	0	0	9	10.0		
at Utah St.	12/04/2024	*	25:44	5-12	.417	5-10	.500	2-2	1.000	0	0	0	2	1	4	0	0	1	17	11.0	
at South Dakota	12/10/2024	*	29:14	3-7	.429	2-6	.333	2-2	1.000	0	2	2	2	1	4	0	1	0	10	10.9	
Totals		7	224:25	29-63	.460	15-40	.375	14-15	.933	1	16	17	2	1	18	15	8	0	4	87	10.9

Player Averages

Games Played	Minutes/game	Points/game	FG Pct	3FG Pct	FT Pct	Rebounds/game	Assists/game	Turnovers/game	Assist/Turnover ratio	Steals/game	Blocks/game
8	28.1	10.9	46.0	37.5	93.3	2.1	1.9	1.0	1.9	0.5	0.0

Season & Career Highs

Season Highs

Points	NA
FG Made	NA
3FG Made	NA
FT Made	NA
Rebounds	1 twice, last vs. Tennessee St., 11/10/24
Assists	NA
Blocks	1 vs. Utah Tech, 11-16-24
Steals	NA
Minutes	5 vs. Texas Tech, 11-13-24

Career Highs

Points	6 vs. NMMC, 11-7-23
FG Made	2 vs. NMMC, 11-7-23
3FG Made	1 vs. NMMC, 11-7-23
FT Made	1 vs. NMMC, 11-7-23
Rebounds	2 vs. NMMC, 11-7-23
Assists	N/A
Blocks	1 vs. Utah Tech, 11-16-24
Steals	N/A
Minutes	13 vs. NMMC, 11-7-23

Double-Figure Scoring Games

Season	0
Career	0

Twenty-Point Scoring Games

Season	0
Career	0

Double-Figure Rebounding Games

Season	0
Career	0

Double-Double Games

Season	0
Career	0

Wyoming Career Statistics

SEASON TEAM	GP	GS	MIN	Field Goals		3-Point	F-Throws	Rebounds		PF	FO	A	TO	BLK	STL	PTS	AVG
				FG-FGA	FG%	3FG-3FGA	3FG%	FT-FTA	FT%								
2023-24 UW	1-0	13	13.3	2-5	.400	1-4	.250	1-2	.500	1	1	2	2	0	0	6	6.0
2024-25 UW	4-0	13	3.2	0-4	.000	0-4	.000	0-0	.000	0	2	2	0	0	0	0	0.0
TOTAL	5-0	26	5.2	2-9	.222	1-8	.125	1-2	.500	1	3	4	0	0	0	6	1.2

Season & Career Highs

Season Highs

Points	19 vs. Utah Tech, 11-16-24
FG Made	6 vs. Utah Tech, 11-16-24
3FG Made	5 at Utah State, 12-4-24
FT Made	5, twice last vs. Utah Tech, 11-16-24
Rebounds	4 twice, last vs. Tennessee St., 11-10-24
Assists	5 vs. Tennessee St., 11-10-24
Blocks	NA
Steals	2 vs. Tennessee St., 11-10-24
Minutes	35 v. LMU, 11-27-24

Career Highs

Points	19 vs. Utah Tech, 11-16-24
FG Made	6 vs. Utah Tech, 11-16-24
3FG Made	5 at Utah State, 12-4-24
FT Made	5, three times last vs. Utah Tech, 11-16-24
Rebounds	6 vs. Saint Louis, 11-16-23
Assists	5 vs. Tennessee St., 11-10-24
Blocks	N/A
Steals	2 twice, last vs. Tennessee St., 11-10-24
Minutes	35 v. LMU, 11-27-24

Double-Figure Scoring Games

Season	5
Career	8

Twenty-Point Scoring Games

Season	0
Career	0

Double-Figure Rebounding Games

Season	0
Career	0

Double-Double Games

Season	0
Career	0

Wyoming Career Statistics

			Field Goals		3-Point		F-Throws		Rebounds			Scoring								
SEASON TEAM	GP-GS	MIN	AVG	FG-FGA	FG%	3FG-3FGA	3FG%	FT-FTA	FT%	OFF	DEF	TOT	AVG	PF-FO	A	TO	BLK	STL	PTS	AVG
2023-24 UW	20-0	387	19.3	28-62	.452	25-51	.490	9-11	.818	4	33	37	1.9	28-0	12	13	0	9	90	4.5
2024-25 UW	8-7	224	28.1	29-63	.460	15-40	.375	14-15	.933	1	16	17	2.1	18-0	15	8	0	4	87	10.9
TOTAL	28-7	611	21.8	57-125	.456	40-91	.440	23-26	.885	5	49	54	1.9	46-0	27	21	0	13	177	6.3

Wyoming Cowboys



#3 A.J. Wills

Sophomore □ Guard □ 6-2 □ 160
Richmond, Va. (Holy Cross)

2024-25 Averages

PTS	REB	AST	FG%	3FG%	FT%	MIN
4.8	0.6	1.1	.483	.600	.900	16.2

Notable

- Recorded a season-high 16 points at South Dakota
- Had a season-high four assists against Concordia, St. Paul

2024-25 Game-by-Game Statistics

#3 WILLS, A.J.

Opponent	Date	GS	MIN	Total		3-Pointers		Free throws		Rebounds				PF	A	TO	BLK	STL	PTS	AVG	
				FG	FGA	PCT	3FG	3FGA	PCT	FT	FTA	PCT	OFF								DEF
Concordia-St. Paul	11/04/2024	*	15:21	2-5	.400	1-1	1.000	0-0	.000	0	0	0	0	0	2	4	0	1	5	5.0	
Tennessee St.	11/10/2024		09:21	2-3	.667	0-1	.000	0-0	.000	0	0	0	0	0	1	0	0	4	4.5		
at Texas Tech	11/13/2024		17:03	1-3	.333	1-1	1.000	0-0	.000	0	0	0	0	0	0	0	0	3	4.0		
Utah Tech	11/16/2024		16:48	2-4	.500	0-0	.000	2-2	1.000	0	0	0	0	0	2	1	0	2	6.5		
Southeastern La.	11/22/2024		24:27	3-6	.500	2-3	.667	1-2	.500	0	0	0	0	0	2	1	3	0	9.5		
vs Tulane	11/26/2024	*	23:12	0-0	.000	0-0	.000	0-0	.000	0	2	2	0.3	2	2	2	1	0	4.5		
vs LMU (CA)	11/27/2024		06:32	0-1	.000	0-0	.000	0-0	.000	0	0	0	0.3	0	1	0	1	0	3.9		
at Utah St.	12/04/2024		05:12	0-0	.000	0-0	.000	0-0	.000	0	1	1	0.4	1	0	0	0	0	3.4		
at South Dakota	12/10/2024		28:07	4-7	.571	2-4	.500	6-6	1.000	1	1	2	0.6	2	1	2	0	0	1	16.4	
Totals			2	146:03	14-29	.483	6-10	.600	9-10	.900	1	4	5	0.6	11	10	10	1	5	43	4.8

Player Averages

Games Played	Minutes/game	Points/game	FG Pct	3FG Pct	FT Pct	Rebounds/game	Assists/game	Turnovers/game	Assist/Turnover ratio	Steals/game	Blocks/game
9	16.2	4.8	.483	.600	.900	0.6	1.1	1.1	1.0	0.6	0.1



#5 Obi Agbim

Senior □ Guard □ 6-3 □ 180
Aurora, Colo. (Fort Lewis College)

2024-25 Averages

PTS	REB	AST	FG%	3FG%	FT%	MIN
18.0	3.4	3.9	.505	.452	.816	33.0

Notable

- He has 995 points in his career
- Recorded first career-double-double at Utah State
- Scored 25 points in season opener and had 24 vs. TSU

2024-25 Game-by-Game Statistics

#5 AGBIM, Obi

Opponent	Date	GS	MIN	Total			3-Pointers			Free throws			Rebounds			PF	A	TO	BLK	STL	PTS	AVG
				FG	FGA	PCT	3FG	3FGA	PCT	FT	FTA	PCT	OFF	DEF	TOT							
Concordia-St. Paul	11/04/2024		24:39	9-16	563	3-5	600	4-4	1.000	1	1	2	2.0	2	6	2	1	2	25	25.0		
Tennessee St.	11/10/2024	*	31:52	10-13	769	4-4	1.000	0-0	.000	0	3	3	2.5	3	2	1	2	14	24.25			
at Texas Tech	11/13/2024	*	27:18	7-12	583	0-2	.000	1-3	.333	0	3	3	2.7	2	2	6	0	2	15	21.3		
Utah Tech	11/16/2024	*	31:48	3-9	333	2-4	.500	4-4	1.000	0	4	4	3.0	1	3	1	1	0	12	19.0		
Southeastern La.	11/22/2024	*	34:31	2-9	222	2-7	.286	5-7	.714	0	0	0	2.4	2	1	3	0	0	11	17.4		
vs Tulane	11/26/2024	*	32:46	5-14	357	2-7	.286	6-8	.750	0	4	4	2.7	0	1	1	0	1	18	17.5		
vs LMU (CA)	11/27/2024	*	37:50	8-15	533	3-4	.750	4-4	1.000	1	3	4	2.9	3	5	4	0	0	23	18.3		
at Utah St.	12/04/2024	*	37:15	7-11	636	0-3	.000	3-4	.750	0	5	5	3.1	2	10	1	0	0	17	18.1		
at South Dakota	12/10/2024	*	39:11	5-12	417	3-6	.500	4-4	1.000	2	4	6	3.4	3	4	3	0	1	17	18.0		
Totals			8	297:10	56-111	505	19-42	.452	31-38	.816	4	27	31	3.4	18	35	23	3	7	162	18.0	

Player Averages

Games Played	Minutes/game	Points/game	FG Pct	3FG Pct	FT Pct	Rebounds/game	Assists/game	Turnovers/game	Assist/Turnover ratio	Steals/game	Blocks/game
9	33.0	18.0	.505	.452	.816	3.4	3.9	2.6	1.5	0.8	0.3

Season & Career Highs

Season Highs

Points	25 vs. Concordia, St. Paul, 11-3-24
FG Made	10 vs. vs. Tennessee St., 11-10-24
3FG Made	4 vs. vs. Tennessee St., 11-10-24
FT Made	6 v. Tulane, 11-26-24
Rebounds	6 at South Dakota, 12-10-24
Assists	10 at Utah State, 12-4-24
Blocks	1 twice, last vs. vs. Tennessee St., 11-10-24
Steals	2 twice, last vs. Texas Tech, 11-13-24
Minutes	39 at South Dakota, 12-10-24

Career Highs

Points	33 at Colorado Mesa, 3-9-24
FG Made	11 vs. CSU Pueblo, 3-5-24
3FG Made	5 twice, last vs. Chadron State, 1-19-24
FT Made	9 at Colorado Mesa, 3-9-24
Rebounds	9 vs. Lubbock Christian, 3-16-24
Assists	10 at Utah State, 12-4-24
Blocks	2 twice, last vs. CSU Pueblo, 3-5-24
Steals	5 twice, last vs. Western New Mexico, 11-17-23

Double-Figure Scoring Games

Season	9
Career	52

Double-Figure Rebounding Games

Season	0
Career	0

Twenty-Point Scoring Games

Season	3
Career	12

Double-Double Games

Season	1
Career	1

Wyoming Career Statistics

		Field Goals				3-Point		F-Throws		Rebounds						Scoring				
SEASON	TEAM	GP-GS	MIN/AVG	FG-FGA	FG%	3FG-3FGA	3FG%	FT-FTA	FT%	OFF	DEF	TOT	AVG	PF-FO	A	TO	BLK	STL	PTS	AVG
2022-23	FLC	32-1	765/23.9	109-248	.440	34-103	.330	70-92	.761	15	81	96	3.0	62-0	59	43	7	27	322	10.1
2023-24	FLC	33-26	1008/30.6	180-406	.443	54-152	.355	97-116	.836	15	116	131	4.0	50-0	95	59	12	46	511	15.5
2024-25	UW	9-8	297/33.0	56-111	.505	19-42	.452	31-38	.816	4	27	31	3.4	18-0	35	23	3	7	162	18.0
TOTAL FOR UW		9-8	297/33.0	56-111	.505	19-42	.452	31-38	.816	4	27	31	3.4	18-0	35	23	3	7	162	18.0
TOTAL		74-35	2071/28.0	345-765	.451	107-297	.360	198-246	.805	34	224	258	3.5	130-0	189	125	22	80	995	13.4

Double-Figure Scoring Games

Season	1
Career	7

Double-Figure Rebounding Games

Season	0
Career	0

Twenty-Point Scoring Games

Season	0
Career	0

Double-Double Games

Season	0
Career	0

Wyoming Career Statistics

Field Goals																3-Point		F-Throws		Rebounds		Scoring					
SEASON	TEAM	GP-GS	MIN/AVG	FG-FGA	FG%	3FG-3FGA	3FG%	FT-FTA	FT%	OFF	DEF	TOT	AVG	PF-FO	A	TO	BLK	STL	PTS	AVG							
2023-24	HolyCr	22-3	350/15.9	45-111	.405	15-42	.357	16-20	.800	3	15	18	0.8	18-0	21	10	1	7	121	5.5							
2024-25	UW	9-2	146/16.2	14-29	.483	6-10	.600	9-10	.900	1	4	5	0.6	11-0	10	10	1	5	43	4.8							
TOTAL FOR UW		9-2	146/16.2	14-29	.483	6-10	.600	9-10	.900	1	4	5	0.6	11-0	10	10	1	5	43	4.8							

Wyoming Cowboys



#7 Matija Belic

Junior □ Forward □ 6-7 □ 205
Belgrade, Serbia (UC Santa Barbara)

2023-24 Averages - UCSB

PTS	REB	AST	FG%	3FG%	FT%	MIN
3.9	2.4	0.9	.440	.268	.733	15.1

Notable

- A native of Serbia
- Out with an injury
- Scored a career-high 16 points last season

2024-25 Game-by-Game Statistics



#8 Cole Henry

Graduate □ Forward □ 6-9 □ 240
Oskaloosa, Iowa (Northern Iowa)

2024-25 Averages

PTS	REB	AST	FG%	3FG%	FT%	MIN
7.0	4.1	1.3	.639	---	.476	18.3

Notable

- He has appeared in over 100 career games
- Scored season-high 12 points twice
- Tied a career-high with six made baskets against CSP

2024-25 Game-by-Game Statistics

#8 HENRY, Cole

Opponent	Date	GS	MIN	Total		3-Pointers		Free throws		Rebounds		PF	A	TO	BLK	STL	PTS	AVG			
				FG-FGA	PCT	3FG-3FGA	PCT	FT-FTA	PCT	OFF	DEF										
Concordia-St. Paul	11/04/2024	*	15:34	6-9	.667	0-0	.000	0-0	.000	1	4	5	5.0	3	0	1	0	12	12.0		
Tennessee St.	11/10/2024	*	23:18	3-4	.750	0-0	.000	1-4	.250	1	5	6	5.5	2	3	1	0	7	9.5		
at Texas Tech	11/13/2024	*	19:58	2-4	.500	0-0	.000	1-3	.333	5	1	6	5.7	3	0	1	0	5	8.0		
Utah Tech	11/16/2024	*	14:52	3-4	.750	0-0	.000	0-2	.000	2	1	3	5.0	1	3	2	0	1	6	7.5	
vs Tulane	11/26/2024	*	22:23	3-3	1.000	0-0	.000	4-7	.571	0	4	4	4.8	3	2	1	1	0	10	8.0	
vs LMU (CA)	11/27/2024	*	19:45	5-8	.625	0-0	.000	2-2	1.000	1	2	3	4.5	0	0	1	1	12	8.7		
at Utah St.	12/04/2024	*	15:33	0-1	.000	0-0	.000	0-0	.000	0	2	2	4.1	4	2	2	2	0	0	7.4	
at South Dakota	12/10/2024	*	15:14	1-3	.333	0-0	.000	2-3	.667	2	2	4	4.1	2	0	5	0	4	7.0		
Totals			7	146:36	23-36	.639	0-0	.000	10-21	.476	12	21	33	4.1	18	10	14	4	2	56	7.0

Player Averages

Games Played	Minutes/game	Points/game	FG Pct	3FG Pct	FT Pct	Rebounds/game	Assists/game	Turnovers/game	Assist/Turnover ratio	Steals/game	Blocks/game
8	18.3	7.0	63.9	0.0	47.6	4.1	1.3	1.8	0.7	0.3	0.5

Season & Career Highs

Season Highs

Points
FG Made
3FG Made
FT Made
Rebounds
Assists
Blocks
Steals
Minutes

Career Highs

Points 16, vs. Westmont, 11-22-23
FG Made 6 vs. Westmont, 11-22-23
3FG Made 2 three times, last vs. Portland State, 11-9-23
FT Made 4 twice, last at Fresno State, 11-27-23
Rebounds 6 vs. CSUN, 3-13-24
Assists 5 vs. Portland State, 11-9-23
Blocks 2 at Fresno State, 11-27-23
Steals 2 vs. Cal Poly, 3-9-23

Double-Figure Scoring Games

Season 0
Career 0

Double-Figure Rebounding Games

Season 0
Career 0

Twenty-Point Scoring Games

Season 0
Career 0

Double-Double Games

Season 0
Career 0

Wyoming Career Statistics

SEASON	TEAM	GP-GS	MIN	Field Goals		3-Point		F-Throws		Rebounds		PF-FO	A	TO	BLK	STL	Scoring					
				FG-FGA	FG%	3FG-3FGA	3FG%	FT-FTA	FT%	PTS	AVG											
2022-23	UCSB	23-0	157:6.8	14-32	.438	2-11	.182	5-11	.455	5	13	18	0.8	18	6	8	1	3	35	1.5		
2023-24	UCSB	29-9	438:15.1	40-91	.440	11-41	.268	22-30	.733	22	47	69	2.4	57-1	25	18	10	7	113	3.9		
TOTAL FOR UW				0-0	0.0	.000	0-0	.000	0-0	.000	0	0	0	0.0	0	0	0	0	0	0.0		
TOTAL				52-9	594/11.4	54-123	.439	13-52	.250	27-41	.659	27	60	87	1.7	75-1	31	26	11	10	148	2.8

Season & Career Highs

Season Highs

Points 12 twice, last vs. LMU, 11-27-24
FG Made 6 vs. Concordia, St. Paul, 11-3-24
3FG Made N/A
FT Made 4 vs. Tulane, 11-26-24
Rebounds 6, twice last vs. Texas Tech, 11-13-24
Assists 3 twice, last vs. Utah Tech, 11-16-24
Blocks 2 at Utah State, 12-4-24
Steals N/A
Minutes 23 vs. Tennessee St., 11-10-24

Career Highs

Points 15, vs. Towson, 12-17-22
FG Made 6 four times, last vs. Concordia, St. Paul, 11-3-24
3FG Made N/A
FT Made 4 vs. Tulane, 11-26-24
Rebounds 12, vs. Southern Illinois, 1-7-23
Assists 6 twice, last at UIC, 1-21-23
Blocks 2 at Utah State, 12-4-24
Steals 2 twice, last at Southern Illinois, 1-31-21

Double-Figure Scoring Games

Season 3
Career 10

Double-Figure Rebounding Games

Season 0
Career 0

Twenty-Point Scoring Games

Season 0
Career 0

Double-Double Games

Season 0
Career 0

Wyoming Career Statistics

SEASON	TEAM	GP-GS	MIN	AVG	FG-FGA	FG%	3FG-3FGA	3FG%	FT-FTA	FT%	OFF	DEF	TOT	AVG	PF	TO	BLK	STL	PTS	AVG
2020-21	UNI	19-0	162:8.5	19-34	.559	0-0	.000	4-9	.444	9	15	24	1.3	22-2	17	18	0	7	42	2.2
2021-22	UNI	24-5	205:8.5	21-44	.477	0-1	.000	5-11	.455	17	37	54	2.3	14-0	26	23	3	3	47	2.0
2022-23	UNI	29-2	505:17.4	67-126	.532	0-0	.000	17-38	.447	29	89	118	4.1	32-0	55	45	2	6	151	5.2
2023-24	UNI	32-0	358:11.2	41-67	.612	0-0	.000	13-23	.565	14	42	56	1.8	45-0	44	34	11	4	95	3.0
2024-25	UW	8-7	147:18.3	23-36	.639	0-0	.000	10-21	.476	12	21	33	4.1	18-0	10	14	4	2	56	7.0
TOTAL FOR UW		8-7	147:18.3	23-36	.639	0-0	.000	10-21	.476	12	21	33	4.1	18-0	10	14	4	2	56	7.0
TOTAL		112-14	1376:12.3	171-307	.557	0-1	.000	49-102	.480	81	204	285	2.5	131-2	152	134	20	22	391	3.5

Wyoming Cowboys



#9 Abou Magassa

Sophomore □ Forward □ 6-07 □ 215
Morsang-sur-Orge, France (Saint Louis)

2024-25 Averages

PTS	REB	AST	FG%	3FG%	FT%	MIN
4.2	4.6	0.2	.750	.000	.500	16.3

Notable

- Recorded three steals at Texas Tech
- Was +25 against Concordia St. Paul
- Had career bests against Southeastern La. with 9 points and 7 boards

2024-25 Game-by-Game Statistics

#9 MAGASSA, Abou

Opponent	Date	GS	MIN	Total		3-Pointers		Free throws		Rebounds		PF	A	TO	BLK	STL	PTS	AVG			
				FG-FGA	PCT	3FG-3FGA	PCT	FT-FTA	PCT	OFF	DEF								TOT	AVG	
Concordia-St. Paul	11/04/2024	*	22:07	3-4	.750	0-1	.000	1-3	.333	2	3	5	5.0	3	1	0	7	7.0			
Tennessee St.	11/10/2024		17:01	2-3	.667	0-0	.000	0-0	.000	1	4	5	5.0	2	1	1	0	4	5.5		
at Texas Tech	11/13/2024		13:02	1-1	1.000	0-0	.000	1-2	.500	3	0	3	4.3	0	0	4	0	3	4.7		
Utah Tech	11/16/2024	*	15:28	2-3	.667	0-0	.000	1-2	.500	2	3	5	4.5	5	0	0	1	0	5	4.8	
Southeastern La.	11/22/2024		21:01	2-2	1.000	0-0	.000	5-6	.833	4	3	7	5.0	3	0	0	1	0	9	5.6	
vs Tulane	11/26/2024	*	19:20	2-3	.667	0-0	.000	0-3	.000	1	6	7	5.3	2	0	1	0	0	4	5.3	
vs LMU (CA)	11/27/2024	*	21:33	1-2	.500	0-0	.000	0-0	.000	3	2	5	5.3	2	0	0	0	1	2	4.9	
at Utah St.	12/04/2024		05:11	0-0	.000	0-0	.000	0-0	.000	0	0	0	4.6	1	0	0	0	0	0	4.3	
at South Dakota	12/10/2024		11:44	2-2	1.000	0-0	.000	0-0	.000	2	2	4	4.6	3	0	0	0	0	4	4.2	
Totals			4	146:26	15-20	.750	0-1	.000	8-16	.500	18	23	41	4.6	21	2	6	3	5	38	4.2

Player Averages

Games Played	Minutes/ game	Points/ game	FG Pct	3FG Pct	FT Pct	Rebounds/ game	Assists/ game	Turnovers/ game	Assist/Turnover ratio	Steals/ game	Blocks/ game
9	16.3	4.2	75.0	0.0	50.0	4.6	0.2	0.7	0.3	0.6	0.3

Season & Career Highs

Season Highs

Points 9 vs. Southeastern La., 11-22-24
FG Made 3 vs. Concordia, St. Paul, 11-3-24
3FG Made NA
FT Made 5 vs. Southeastern La., 11-22-24
Rebounds 7 twice, last vs. Tulane, 11-26-24
Assists 1 twice, last vs. Tennessee St., 11-10-24
Blocks 1, three times, last vs. Southeastern La., 11-22-24
Steals 3 vs. Texas Tech, 11-13-24
Minutes 22, twice, last vs. LMU, 11-27-24

Career Highs

Points 9 vs. Southeastern La., 11-22-24
FG Made 3 vs. Concordia, St. Paul, 11-3-24
3FG Made NA
FT Made 5 vs. Southeastern La., 11-22-24
Rebounds 7 twice, last vs. Tulane, 11-26-24
Assists 1 twice, last vs. Tennessee St., 11-10-24
Blocks 1, three times, last vs. Southeastern La., 11-22-24
Steals 3 vs. Texas Tech, 11-13-24
Minutes 22, twice, last vs. LMU, 11-27-24

Double-Figure Scoring Games

Season 0
Career 0

Double-Figure Rebounding Games

Season 0
Career 0

Twenty-Point Scoring Games

Season 0
Career 0

Double-Double Games

Season 0
Career 0

Wyoming Career Statistics

	Field Goals					3-Point		F-Throws		Rebounds								Scoring		
SEASON TEAM	GP-GS	MIN	AVG	FG-FGA	FG%	3FG-3FGA	3FG%	FT-FTA	FT%	OFF	DEF	TOT	AVG	PF-FO	A	TO	BLK	STL	PTS	AVG
2024-25 UW	9-4	146/16.3		15-20	.750	0-1	.000	8-16	.500	18	23	41	4.6	21-1	2	6	3	5	38	4.2
TOTAL	9-4	146/16.3		15-20	.750	0-1	.000	8-16	.500	18	23	41	4.6	21-1	2	6	3	5	38	4.2



#10 Levi Brown

Redshirt-Freshman □ Guard □ 6-0 □ 167
Laramie, Wyo. (Laramie)

2024-25 Averages

PTS	REB	AST	FG%	3FG%	FT%	MIN
0.0	0.0	0.0	--	--	--	1.4

Notable

- Redshirted last year for the Cowboys.
- One of five player on last season's roster

2024-25 Game-by-Game Statistics

#10 BROWN, Levi

Opponent	Date	GS	MIN	Total		3-Pointers		Free throws		Rebounds		PF	A TO	BLK	STL	PTS	AVG		
				FG-FGA	PCT	3FG-3FGA	PCT	FT-FTA	PCT	OFF	DEF							TOT	AVG
Concordia-St. Paul	11/04/2024		02:09	0-0	.000	0-0	.000	0-0	.000	0	0	0	0.0	1	0	0	0	0.0	
Tennessee St.	11/10/2024		00:25	0-0	.000	0-0	.000	0-0	.000	0	0	0	0.0	0	0	0	0	0.0	
at Texas Tech	11/13/2024		01:41	0-0	.000	0-0	.000	0-0	.000	0	0	0	0.0	0	0	0	0	0.0	
Totals			0	04:15	0-0	.000	0-0	.000	0-0	.000	0	0	0	0.0	1	0	0	0	0.0

Player Averages

Games Played	Minutes/ game	Points/ game	FG Pct	3FG Pct	FT Pct	Rebounds/ game	Assists/ game	Turnovers/ game	Assist/Turnover ratio	Steals/ game	Blocks/ game
3	1.4	0.0	0.0	0.0	0.0	0.0	0.0	0.0	0.0	0.0	0.0

Season & Career Highs

Season Highs

Points N/A
FG Made N/A
3FG Made N/A
FT Made N/A
Rebounds N/A
Assists N/A
Blocks N/A
Steals N/A
Minutes 2 vs. Concordia, St. Paul, 11-3-24

Career Highs

Points N/A
FG Made N/A
3FG Made N/A
FT Made N/A
Rebounds N/A
Assists N/A
Blocks N/A
Steals N/A
Minutes 2 vs. Concordia, St. Paul, 11-3-24

Double-Figure Scoring Games

Season 0
Career 0

Double-Figure Rebounding Games

Season 0
Career 0

Twenty-Point Scoring Games

Season 0
Career 0

Double-Double Games

Season 0
Career 0

Wyoming Career Statistics

			Field Goals		3-Point		F-Throws		Rebounds								Scoring	
SEASON TEAM	GP-GS	MIN/AVG	FG-FGA	FG%	3FG-3FGA	3FG%	FT-FTA	FT%	OFF	DEF	TOT	AVG	PF-FO	A TO	BLK	STL	PTS	AVG
2024-25 UW	3-0	4/1.4	0-0	.000	0-0	.000	0-0	.000	0	0	0	0.0	1-0	0	0	0	0	0.0
TOTAL	3-0	4/1.4	0-0	.000	0-0	.000	0-0	.000	0	0	0	0.0	1-0	0	0	0	0	0.0

Wyoming Cowboys



#11 Dontaie Allen

Senior □ Guard □ 6-6 □ 210
Falmouth Ky. (Western Kentucky)

2024-25 Averages

PTS	REB	AST	FG%	3FG%	FT%	MIN
5.1	2.8	0.6	.236	.156	.682	20.5

Notable

- Has 146 career three pointers
- Grabbed season-high six rebounds against Southeastern La.
- Had season-high 10 points at South Dakota

2024-25 Game-by-Game Statistics

#11 ALLEN, Dontaie

Opponent	Date	GS	MIN	Total		3-Pointers		Free throws		Rebounds		PF	A	TO	BLK	STL	PTS	AVG			
				FG-FGA	PCT	3FG-3FGA	PCT	FT-FTA	PCT	OFF	DEF								TOT	AVG	
Concordia-St. Paul	11/04/2024	*	25:02	2-8	.250	1-6	.167	0-0	.000	0	0	0	0	1	2	2	5	5.0			
Tennessee St.	11/10/2024	*	17:09	0-6	.000	0-2	.000	4-5	.800	0	4	4	2	0	1	0	4	4.5			
at Texas Tech	11/13/2024		21:39	1-8	.125	0-4	.000	0-1	.000	1	0	1	1	7	1	0	2	3.7			
Utah Tech	11/16/2024		19:15	3-5	.600	0-1	.000	3-6	.500	1	4	5	2	4	1	2	1	9	5.0		
Southeastern La.	11/22/2024	*	28:19	1-7	.143	0-4	.000	2-3	.667	2	4	6	3	2	0	1	1	0	4	4.8	
vs Tulane	11/26/2024		16:32	1-7	.143	1-6	.167	0-0	.000	0	1	1	2	8	2	0	1	1	0	3	4.5
vs LMU (CA)	11/27/2024		05:01	0-1	.000	0-1	.000	0-0	.000	0	2	2	2	7	0	0	1	0	0	3.9	
at Utah St.	12/04/2024		28:46	3-5	.600	3-4	.750	0-0	.000	0	1	1	2	5	0	0	0	0	9	4.5	
at South Dakota	12/10/2024		23:02	2-8	.250	0-4	.000	6-7	.857	2	3	5	2	8	1	1	3	0	10	5.1	
Totals			3	184:45	13-55	.236	5-32	.156	15-22	.682	6	19	25	2.8	15	5	11	4	5	46	5.1

Player Averages

Games Played	Minutes/game	Points/game	FG Pct	3FG Pct	FT Pct	Rebounds/game	Assists/game	Turnovers/game	Assist/Turnover ratio	Steals/game	Blocks/game
9	20.5	5.1	.236	.156	.682	2.8	0.6	1.2	0.5	0.6	0.4



#12 Scottie Ebube

Junior □ Center □ 6-10 □ 275
Mundelein, Ill. (Southern Illinois)

2024-25 Averages

PTS	REB	AST	FG%	3FG%	FT%	MIN
6.3	3.3	0.4	.667	---	.421	11.5

Notable

- Scored career-high 19 points in the season opener
- He recorded 19 points in 10 minutes
- Leads team with seven dunks

2024-25 Game-by-Game Statistics

#12 EBUBE, Scottie

Opponent	Date	GS	MIN	Total		3-Pointers		Free throws		Rebounds		PF	A	TO	BLK	STL	PTS	AVG			
				FG	FGA	PCT	3FG	3FGA	PCT	FT	FTA								PCT	OFF	DEF
at Concordia St. Paul	11/04/2024		10:04	9-12	.750	0-0	.000	1-2	.500	1	1	2	2	0	4	0	1	2	19.0		
Tennessee St.	11/10/2024		08:01	1-1	.000	0-0	.000	1-4	.250	2	0	2	2	0	5	0	4	0	3	11.0	
at Texas Tech	11/13/2024		06:54	0-0	.000	0-0	.000	0-0	.000	1	2	3	2	1	0	0	0	0	7.3		
Southeastern La.	11/22/2024		05:05	0-1	.000	0-0	.000	3-4	.750	2	2	4	2	8	4	0	2	1	0	6.3	
vs LMU (CA)	11/27/2024		12:44	3-3	1.000	0-0	.000	0-1	.000	2	1	3	2	8	3	0	2	1	0	6	6.2
at Utah St.	12/04/2024		22:24	3-5	.600	0-0	.000	0-1	.000	1	3	4	3	0	3	1	0	2	0	6	6.2
at South Dakota	12/10/2024		15:23	2-5	.400	0-0	.000	3-7	.429	3	2	5	3	3	3	1	3	2	0	7	6.3
Totals			0	80:36	18-27	.667	0-0	.000	8-19	.421	12	11	23	3.3	24	3	12	7	2	44	6.3

Player Averages

Games Played	Minutes/game	Points/game	FG Pct	3FG Pct	FT Pct	Rebounds/game	Assists/game	Turnovers/game	Assist/Turnover ratio	Steals/game	Blocks/game
7	11.3	6.3	.667	0.0	.421	3.3	0.4	1.7	0.3	0.3	1.0

Season & Career Highs

Season Highs

Points 10 at South Dakota, 12-10-24
FG Made 3 twice, last at Utah State, 12-4-24
3FG Made 3 at Utah State, 12-4-24
FT Made 6 at South Dakota, 12-10-24
Rebounds 6 vs. Southeastern La., 11-22-24
Assists 1 three times, last vs. Utah Tech, 11-16-24
Blocks 1 twice, last vs. Southeastern La., 11-22-24
Steals 2 vs. Tennessee St., 11-10-24
Minutes 28 vs. Southeastern La., 11-22-24

Career Highs

Points 30, vs. FIU, 1-25-24
FG Made 9 twice, last vs. FIU, 1-25-24
3FG Made 7 at Mississippi State, 1-2-21
FT Made 7 vs. FIU, 1-25-24
Rebounds 10, twice, last at Charlotte, 2-16-23
Assists 3 three times, last vs. Middle Tennessee, 2-3-24
Blocks 2 twice, last vs. Bowling Green, 11-24-23
Steals 2 six times, last vs. Tennessee St., 11-10-24

Double-Figure Scoring Games

Season 1
Career 28

Double-Figure Rebounding Games

Season 0
Career 0

Twenty-Point Scoring Games

Season 0
Career 6

Double-Double Games

Season 0
Career 0

Wyoming Career Statistics

		Field Goals					3-Point		F-Throws		Rebounds			Scoring						
SEASON	TEAM	GP-GS	MIN/AVG	FG-FGA	FG%	3FG-3FGA	3FG%	FT-FTA	FT%	OFF	DEF	TOT	AVG	PF-FO	A	TO	BLK	STL	PTS	AVG
2020-21	UK	22-1	309/14.0	39-100	.390	31-78	.397	9-14	.643	5	29	34	1.5	16-0	6	17	6	8	118	5.4
2021-22	UK	18-0	120/6.6	15-51	.294	7-37	.189	4-4	1.000	5	17	22	1.2	11-0	6	4	3	2	41	2.3
2022-23	Westky	26-11	543/20.9	79-193	.409	47-125	.376	38-56	.679	17	64	81	3.1	40-0	13	28	5	12	243	9.3
2023-24	Westky	33-13	686/20.8	89-220	.405	56-140	.400	37-52	.712	12	86	98	3.0	54-1	21	37	12	22	271	8.2
2024-25	UW	9-3	185/20.5	13-55	.236	5-32	.156	15-22	.682	6	19	25	2.8	15-0	5	11	4	5	46	5.1
TOTAL FOR UW		9-3	185/20.5	13-55	.236	5-32	.156	15-22	.682	6	19	25	2.8	15-0	5	11	4	5	46	5.1
TOTAL		108-28	1842/17.1	235-619	.380	146-412	.354	103-148	.696	45	215	260	2.4	136-1	51	97	30	49	719	6.7

Season & Career Highs

Season Highs

Points 19 vs. Concordia, St. Paul, 11-3-24
FG Made 9 vs. Concordia, St. Paul, 11-3-24
3FG Made N/A
FT Made 3 twice last at South Dakota, 12-10-24
Rebounds 5 at South Dakota, 12-10-24
Assists 1 twice, last at Utah State, 12-4-24
Blocks 2 three times, last at South Dakota, 12-10-24
Steals 1 vs. Concordia, St. Paul, 11-3-24
Minutes 15 at South Dakota, 12-10-24

Career Highs

Points 19 vs. Concordia, St. Paul, 11-3-24
FG Made 9 vs. Concordia, St. Paul, 11-3-24
3FG Made N/A
FT Made 4 twice, last at Valparaiso, 1-10-23
Rebounds 8 three times, last vs. North Dakota State, 12-19-23
Assists 1 123 times
Blocks 3 vs. Southern Indiana, 12-22-23
Steals 3 at Murray State, 1-27-24

Double-Figure Scoring Games

Season 1
Career 9

Double-Figure Rebounding Games

Season 0
Career 0

Twenty-Point Scoring Games

Season 0
Career 0

Double-Double Games

Season 0
Career 0

Wyoming Career Statistics

		Field Goals						3-Point		F-Throws		Rebounds				Scoring				
SEASON	TEAM	GP-GS	MIN/AVG	FG-FGA	FG%	3FG-3FGA	3FG%	FT-FTA	FT%	OFF DEF	TOT AVG	PF-FO	A	TO	BLK	STL	PTS	AVG		
2022-23	SIU	12-0	50/4.1	15-24	.625	0-0	.000	8-16	.500	11	11	22	1.8	12-1	1	3	3	0	38	3.2
2023-24	SIU	31-1	357/11.5	80-116	.690	0-0	.000	27-70	.386	48	64	112	3.6	52-0	10	24	19	14	187	6.0
2024-25	UW	7-0	81/11.5	18-27	.667	0-0	.000	8-19	.421	12	11	23	3.3	24-1	3	12	7	2	44	6.3
TOTAL FOR UW		7-0	81/11.5	18-27	.667	0-0	.000	8-19	.421	12	11	23	3.3	24-1	3	12	7	2	44	6.3
TOTAL		50-1	488/9.8	113-167	.677	0-0	.000	43-105	.410	71	86	157	3.1	88-2	14	39	29	16	269	5.4

Wyoming Cowboys



#14 Garrett Spielman
Freshman □ Guard/Forward □ 6-7 □ 192
Sheridan, Wyo. (Sheridan HS)

2024-25 Averages

PTS	REB	AST	FG%	3FG%	FT%	MIN
---	---	---	---	---	---	---

Notable

- Joined the program as a walk-on.
- An All-State player as a senior

2024-25 Game-by-Game Statistics



#15 Oleg Kojenets

Junior □ Forward □ 7-0 □ 228
Kaunas, Lithuania (Nebraska)

2024-25 Averages

PTS	REB	AST	FG%	3FG%	FT%	MIN
2.4	2.6	0.1	.444	---	.750	10.3

Notable

- Wyoming's returning rebounder from last season
- Grabbed a career-high eight rebounds against Southeastern La.
- Scored season-high seven points against Southeastern La.

2024-25 Game-by-Game Statistics

#15 KOJENETS, Oleg

Opponent	Date	GS	MIN	Total FG-FGA	PCT	3-Pointers 3FG-3FGA	PCT	Free throws FT-FTA	PCT	Rebounds OFF DEF TOT AVG	PF	A TO BLK	STL	PTS	AVG						
Concordia-St. Paul	11/04/2024		14:22	1-2	.500	0-0	.000	1-2	.500	1	3	4	4.0	2	0	1	0	3	3.0		
Tennessee St.	11/10/2024		08:41	0-1	.000	0-0	.000	0-0	.000	0	1	1	2.5	3	1	0	0	0	1.5		
at Texas Tech	11/13/2024	*	11:27	0-3	.000	0-0	.000	0-0	.000	1	1	2	2.3	1	0	0	0	0	1.0		
Utah Tech	11/16/2024		17:26	3-4	.750	0-0	.000	0-0	.000	3	2	5	3.0	2	0	3	0	0	1	6	2.3
Southeastern La.	11/22/2024	*	21:39	3-5	.600	0-0	.000	1-2	.500	2	6	8	4.0	0	0	1	1	0	7	3.2	
vs Tulane	11/26/2024		06:16	0-1	.000	0-0	.000	4-4	1.000	0	1	1	3.5	2	0	0	0	1	4	3.3	
vs LMU (CA)	11/27/2024		02:10	0-0	.000	0-0	.000	0-0	.000	0	0	0	3.0	0	0	0	0	0	0	2.9	
at Utah St.	12/04/2024		02:03	0-0	.000	0-0	.000	0-0	.000	0	0	0	2.6	1	0	0	0	0	0	2.5	
at South Dakota	12/10/2024		08:51	1-2	.500	0-0	.000	0-0	.000	0	2	2	2.6	1	0	0	0	0	2	2.4	
Totals			2	92:55	8-18	.444	0-0	.000	6-8	.750	7	16	23	2.6	12	1	5	2	2	22	2.4

Player Averages

Games Played	Minutes/ game	Points/ game	FG Pct	3FG Pct	FT Pct	Rebounds/ game	Assists/ game	Turnovers/ game	Assist/Turnover ratio	Steals/ game	Blocks/ game
9	10.3	2.4	44.4	0.0	75.0	2.6	0.1	0.6		0.2	0.2

Season & Career Highs

Season Highs

Points
FG Made
3FG Made
FT Made
Rebounds
Assists
Blocks
Steals
Minutes

Career Highs

Points
FG Made
3FG Made
FT Made
Rebounds
Assists
Blocks
Steals
Minutes

Double-Figure Scoring Games

Season 0
Career 0

Twenty-Point Scoring Games

Season 0
Career 0

Double-Figure Rebounding Games

Season 0
Career 0

Double-Double Games

Season 0
Career 0

Wyoming Career Statistics

Season & Career Highs

Season Highs

Points 7 vs. Southeastern La., 11-22-24
FG Made 3 twice, last vs. Southeastern La., 11-22-24
3FG Made N/A
FT Made 4 vs. Tulane, 11-26-24
Rebounds 8 vs. Southeastern La., 11-22-24
Assists 1 four times, last vs. Tennessee St., 11-10-24
Blocks 1 twice, last vs. Southeastern La., 11-22-24
Steals 1 twice, last vs. Tulane, 11-26-24
Minutes 22 vs. Southeastern La., 11-22-24

Career Highs

Points 18 vs. SJSU, 1-2-24
FG Made 5 vs. SJSU, 1-2-24
3FG Made N/A
FT Made 8 vs. SJSU, 1-2-24
Rebounds 8 vs. Southeastern La., 11-22-24
Assists 1 four times, last vs. Tennessee St., 11-10-24
Blocks 5 vs. Cal Poly, 11-11-23
Steals 2 vs. Cal Poly, 11-11-23
Minutes 22, twice last vs. Southeastern La., 11-22-24

Double-Figure Scoring Games

Season 0
Career 2

Double-Figure Rebounding Games

Season 0
Career 0

Twenty-Point Scoring Games

Season 0
Career 0

Double-Double Games

Season 0
Career 0

Wyoming Career Statistics

		Field Goals						3-Point		F-Throws		Rebounds		Scoring							
SEASON	TEAM	GP-GS	MIN	AVG	FG-FGA	FG%	3FG-3FGA	3FG%	FT-FTA	FT%	OFF	DEF	TOT	AVG	PP-FO	A TO	BLK	STL	PTS	AVG	
2022-23	Nebr	18-0	63	3.5	3-6	.500	0-0	.000	4-6	.667	5	8	13	0.7	9-0	6	1	1	10	0.6	
2023-24	UW	28-0	266	9.5	42-81	.519	0-0	.000	20-34	.588	22	48	70	2.5	29-1	3	35	15	7	104	3.7
2024-25	UW	9-2	93	10.3	8-18	.444	0-0	.000	6-8	.750	7	16	23	2.6	12-0	1	5	2	2	22	2.4
TOTAL FOR UW		37-2	358	9.7	50-99	.505	0-0	.000	26-42	.619	29	64	93	2.5	41-1	4	40	17	9	126	3.4
TOTAL		55-2	421	7.7	53-105	.505	0-0	.000	30-48	.625	34	72	106	1.9	50-1	4	46	18	10	136	2.5

Wyoming Cowboys



#16 Jordan Nesbitt

Senior □ Guard □ 6-6 □ 210
St. Louis, Mo. (Hampton)

2024-25 Averages

PTS	REB	AST	FG%	3FG%	FT%	MIN
10.6	10.1	1.7	.348	.267	.625	29.2

Notable

- Recorded 16 rebounds in opener for most in opener by Pokes since Reggie Slate in 1990-91 opener with 17.
- Has five double-doubles on the season

2024-25 Game-by-Game Statistics

#16 NESBITT, Jordan

Opponent	Date	GS	MIN	FG-FGA	PCT	3FG-3FGA	PCT	FT-FTA	PCT	OFF	DEF	TOT	AVG	PF	A	TO	BLK	STL	PTS	AVG
Concordia-St. Paul	11/04/2024	*	25:10	4-11	.364	0-2	.000	3-6	.500	8	8	16	16.0	3	3	1	0	2	11	11.0
Tennessee St.	11/10/2024	*	26:25	6-12	.500	1-5	.200	2-5	.400	1	6	7	11.5	2	2	1	0	1	15	13.0
at Texas Tech	11/13/2024	*	28:26	1-10	.100	0-2	.000	2-4	.500	2	2	4	9.0	3	2	2	0	0	4	10.0
Utah Tech	11/16/2024	*	26:06	3-8	.375	1-2	.500	5-6	.833	2	10	12	9.8	4	2	5	0	0	12	10.5
Southeastern La.	11/22/2024	*	37:51	5-13	.385	1-5	.200	2-7	.286	2	13	15	10.8	3	1	4	0	1	13	11.0
vs Tulane	11/26/2024	*	32:43	4-11	.364	0-3	.000	2-2	1.000	4	9	13	11.2	3	3	3	0	0	10	10.8
vs LMU (CA)	11/27/2024	*	35:38	2-10	.200	1-2	.500	5-6	.833	2	8	10	11.0	0	0	1	0	1	10	10.7
at Utah St.	12/04/2024	*	36:33	4-9	.444	3-6	.500	2-2	1.000	0	9	9	10.8	4	1	6	0	4	13	11.0
at South Dakota	12/10/2024	*	14:13	2-5	.400	1-3	.333	2-2	1.000	0	5	5	10.1	4	1	1	0	0	7	10.6
Totals			7 263:05	31-89	.348	8-30	.267	25-40	.625	21	70	91	10.1	26	15	24	0	9	95	10.6

Player Averages

Games Played	Minutes/game	Points/game	FG Pct	3FG Pct	FT Pct	Rebounds/game	Assists/game	Turnovers/game	Assist/Turnover ratio	Steals/game	Blocks/game
9	29.2	10.6	34.8	26.7	62.5	10.1	1.7	2.7	0.6	1.0	0.0

Season & Career Highs

Season Highs

Points 15 vs. Tennessee St., 11-10-24
FG Made 6 vs. Tennessee St., 11-10-24
3FG Made 3 at Utah State, 12-4-24
FT Made 5, twice last vs. LMU, 11-27-24
Rebounds 16 vs. Concordia, St. Paul, 11-3-24
Assists 3 vs. Concordia, St. Paul, 11-3-24
Blocks N/A
Steals 4 at Utah State, 12-4-24
Minutes 38 vs. Southeastern La., 11-22-24

Career Highs

Points 31 vs. Delaware, 1-26-23
FG Made 11 vs. Delawar, 1-26-23
3FG Made 5 twice, last at St. Bonaventure, 2-14-22
FT Made 14 vs. North Alabama, 11-22-22
Rebounds 16 vs. Concordia, St. Paul, 11-3-24
Assists 11 at Hofstra, 1-18-24
Blocks 3 vs. Monmouth, 3-3-23
Steals 5 three times, last at Hofstra, 1-18-24

Double-Figure Scoring Games

Season 7
Career 55

Twenty-Point Scoring Games

Season 0
Career 8

Double-Figure Rebounding Games

Season 4
Career 10

Double-Double Games

Season 5
Career 10

Wyoming Career Statistics

SEASON	TEAM	GP-GS	MIN/AVG	Field Goals		3-Point		F-Throws		Rebounds			PF-FO		A	TO	BLK	STL	Scoring	
				FG-FGA	FG%	3FG-3FGA	3FG%	FT-FTA	FT%	OFF	DEF	TOT	AVG	PF-FO					PTS	AVG
2020-21	Mem	3-0	12/3.9	1-4	.250	1-3	.333	0-0	.000	0	3	3	1.0	2-0	1	3	0	0	3	1.0
2021-22	SLU	35-33	906/25.9	95-243	.391	35-104	.337	63-91	.692	50	99	149	4.3	90-3	42	41	12	28	288	8.2
2022-23	Hamp	32-31	1072/33.5	157-448	.350	44-154	.286	119-161	.739	43	160	203	6.3	101-6	105	93	23	39	477	14.9
2023-24	Hamp	25-21	758/30.3	91-271	.336	21-85	.247	53-76	.697	34	89	123	4.9	61-2	107	66	20	20	256	10.2
2024-25	UW	9-7	263/29.2	31-89	.348	8-30	.267	25-40	.625	21	70	91	10.1	26-0	15	24	0	9	95	10.6
TOTAL FOR UW		9-7	263/29.2	31-89	.348	8-30	.267	25-40	.625	21	70	91	10.1	26-0	15	24	0	9	95	10.6
TOTAL		104-92	3010/28.9	375-1055	.355	109-376	.290	260-368	.707	148	421	569	5.5	280-11	270	227	55	96	1119	10.8



#22 Jehvion Starwood

Freshman □ Guard □ 6-3 □ 180
Oswego, Ill. (Oswego East)

2024-25 Averages

PTS	REB	AST	FG%	3FG%	FT%	MIN
---	---	---	---	---	---	---

Notable

- Was the 15th ranked recruit in Illinois
- Earned All-State honors

2024-25 Game-by-Game Statistics

Season & Career Highs

Season Highs

Points
FG Made
3FG Made
FT Made
Rebounds
Assists
Blocks
Steals
Minutes

Career Highs

Points
FG Made
3FG Made
FT Made
Rebounds
Assists
Blocks
Steals
Minutes

Double-Figure Scoring Games

Season 0
Career 0

Twenty-Point Scoring Games

Season 0
Career 0

Double-Figure Rebounding Games

Season 0
Career 0

Double-Double Games

Season 0
Career 0

Wyoming Career Statistics

Wyoming Cowboys



#25 Touko Tainamo

Senior ☐ Forward ☐ 6-9 ☐ 220
Helsinki, Finland (Denver)

2024-25 Averages

PTS	REB	AST	FG%	3FG%	FT%	MIN
8.3	4.4	0.9	.411	.235	.611	21.8

Notable

- Has scored 1,169 career points
- Hit game winner with nine seconds left against Tulane
- Has over 650 career rebounds

2024-25 Game-by-Game Statistics

#25 TAINAMO, Touko

Opponent	Date	GS	MIN	Total FG-FGA	PCT	3-Point FG-3FGA	PCT	Free Throws FT-FTA	PCT	Rebounds OFF DEF TOT	PF	A	TO	BLK	STL	PTS	AVG	
Concordia-St. Paul	11/04/2024		16:31	4-7	.571	0-1	.000	2-2	1.000	2	1	3	3	0	0	10	10.0	
Tennessee St.	11/10/2024	*	22:34	2-7	.286	1-2	.500	4-6	.667	4	0	4	3	5	1	9	9.5	
at Texas Tech	11/13/2024	*	23:51	10-40	.400	1-3	.333	0-0	.000	2	2	4	3	2	0	9	9.3	
Utah Tech	11/16/2024		24:54	3-7	.429	0-1	.000	3-3	1.000	0	5	5	4	0	1	9	9.3	
Southeastern La.	11/22/2024	*	27:07	4-11	.364	0-3	.000	0-2	.000	3	5	8	4	0	2	1	8	9.0
vs Tulane	11/26/2024		21:11	5-8	.625	1-1	1.000	2-2	1.000	2	3	5	4	1	0	13	9.7	
vs LMU (CA)	11/27/2024		23:48	4-13	.308	0-3	.000	0-1	.000	1	3	4	4	7	1	1	8	9.4
at Utah St.	12/04/2024	*	21:19	2-5	.400	1-3	.333	0-0	.000	1	0	1	4	3	1	1	5	8.9
at South Dakota	12/10/2024	*	15:01	2-5	.400	0-0	.000	0-2	.000	2	4	6	4	4	1	2	4	8.3
Totals	5	196:16	30-73	.411	4-17	.235	11-18	.611	17	23	40	4.4	12	8	2	75	8.3	

Player Averages

Games Played	Minutes/ game	Points/ game	FG Pct	3FG Pct	FT Pct	Rebounds/ game	Assists/ game	Turnovers/ game	Assist/Turnover ratio	Steals/ game	Blocks/ game
9	21.8	8.3	41.1	23.5	61.1	4.4	0.9	0.9	1.0	0.2	0.2



#31 Cort Roberson

Senior ☐ Guard ☐ 6-0 ☐ 160
Arlington, Wash. (Stanwood)

2024-25 Averages

PTS	REB	AST	FG%	3FG%	FT%	MIN
1.0	0.0	0.0	1.000	---	---	2.4

Notable

- Shot 66.7 from the field and behind the arc last season.
- Longest reigning member of Cowboy roster.

#31 ROBERSON, Cort

Opponent	Date	GS	MIN	Total FG-FGA	PCT	3FG-3FGA	PCT	FT-FTA	PCT	Rebounds	PF	A	TO	BLK	STL	PTS	AVG
at Texas Tech	11/13/2024		01:02	0-0	.000	0-0	.000	0-0	.000	0	0	0	0	0	0	0	0.0
Utah Tech	11/16/2024		03:46	1-1	1.000	0-0	.000	0-0	.000	0	0	0	0	0	2	2	1.0
Totals			0 04:48	1-1	1.000	0-0	.000	0-0	.000	0	0	0	0	0	2	2	1.0

Player Averages

Games Played	Minutes/ game	Points/ game	FG Pct	3FG Pct	FT Pct	Rebounds/ game	Assists/ game	Turnovers/ game	Assist/Turnover ratio	Steals/ game	Blocks/ game
2	2.4	1.0	100.0	0.0	0.0	0.0	0.0	0.0	0.0	0.0	0.0

Season & Career Highs

Season Highs

Points 13 vs. Tulane, 11-26-24
FG Made 5 vs. Tulane, 11-26-24
3FG Made 1 three times
FT Made 4 vs. Tennessee St., 11-10-24
Rebounds 8 vs. Southeastern La., 11-22-24
Assists 2 vs. Southeastern La., 11-22-24
Blocks 1 vs. Tulane, 11-26-24
Steals 1, twice
Minutes 27 vs. Southeastern La., 11-22-24

Career Highs

Points 31 twice, last vs. Colorado Christian, 11-22-23
FG Made 10 three times, last vs. North Dakota, 2-15-24
3FG Made 3 five times
FT Made 14, at UC San Diego, 11-6-23
Rebounds 20 vs. Oral Roberts, 12-13-23
Assists 4 twice, last at South Dakota, 1-19-23
Blocks 4 at Kansas City, 2-1-24
Steals 3 at Kansas City, 1-17-23

Double-Figure Scoring Games

Season 2
Career 55

Twenty-Point Scoring Games

Season 0
Career 14

Double-Figure Rebounding Games

Season 0
Career 19

Double-Double Games

Season 0
Career 14

Wyoming Career Statistics

		Field Goals				3-Point		F-Throws		Rebounds				Scoring						
SEASON	TEAM	GP-GS	MIN/AVG	FG-FGA	FG%	3FG-3FGA	3FG%	FT-FTA	FT%	OFF	DEF	TOT	AVG	PP-FO	A	TO	BLK	STL	PTS	AVG
2021-22	Denver	32-23	727/22.7	100-173	.578	12-34	.353	25-43	.581	41	122	163	5.1	88-4	17	31	20	14	237	7.4
2022-23	Denver	32-25	889/27.8	131-250	.524	15-36	.417	63-91	.692	66	139	205	6.4	69-1	28	36	12	17	340	10.6
2023-24	Denver	34-34	1004/29.5	182-390	.467	35-102	.343	118-162	.728	80	182	262	7.7	65-0	19	40	22	15	517	15.2
2024-25	UW	9-5	196/21.8	30-73	.411	4-17	.235	11-18	.611	17	23	40	4.4	12-0	8	8	2	2	75	8.3
TOTAL FOR UW		9-5	196/21.8	30-73	.411	4-17	.235	11-18	.611	17	23	40	4.4	12-0	8	8	2	2	75	8.3
TOTAL		107-87	2817/26.3	443-886	.500	66-189	.349	217-314	.691	204	466	670	6.3	234-5	72	115	56	48	1169	10.9

Season & Career Highs

Season Highs

Points 2 vs. Utah Tech, 11-16-24
FG Made 1 vs. Utah Tech, 11-16-24
3FG Made N/A
FT Made N/A
Rebounds N/A
Assists N/A
Blocks N/A
Steals N/A
Minutes 4 vs. Utah Tech, 11-16-24

Career Highs

Points 3 twice, last vs. Boise State, 2-24-24
FG Made 1 four times, last vs. Fresno State, 3-9-24
3FG Made 1 twice, last vs. Boise State, 2-24-24
FT Made 2 at Texas, 11-26-23
Rebounds 1 at Fresno State, 3-9-24
Assists N/A
Blocks 1 at Fresno State, 3-9-24
Steals N/A
Minutes 4 three time, last vs. Utah Tech, 11-16-24

Double-Figure Scoring Games

Season 0
Career 0

Twenty-Point Scoring Games

Season 0
Career 0

Double-Figure Rebounding Games

Season 0
Career 0

Double-Double Games

Season 0
Career 0

Wyoming Career Statistics

		Field Goals				3-Point		F-Throws		Rebounds			PF-FO A TO BLK STL			Scoring				
SEASON	TEAM	GP-GS	MIN/AVG	FG-FGA	FG%	3FG-3FGA	3FG%	FT-FTA	FT%	OFF DEF	TOT	AVG	FO	A	TO	BLK	STL	PTS	AVG	
2022-23	UW	4-0	6/1.5	0-1	.000	0-0	.000	3-4	.750	0	1	1	0.3	0-0	0	1	1	0	3	0.8
2023-24	UW	8-0	15/1.8	4-6	.667	2-3	.667	2-2	1.000	1	0	1	0.1	2-0	0	1	0	12	1.5	
2024-25	UW	2-0	5/2.4	1-1	1.000	0-0	.000	0-0	.000	0	0	0	0.0	2-0	0	0	0	2	1.0	
TOTAL		14-0	25/1.8	5-8	.625	2-3	.667	5-6	.833	1	1	2	0.1	4-0	0	2	0	17	1.2	

Wyoming Cowboys



2024-25 Wyoming Men's Basketball Combined Team Statistics All games

Page 1/1
as of Dec 11, 2024

Game Records

Record	Overall	Home	Away	Neutral
ALL GAMES	5-4	4-0	0-3	1-1
CONFERENCE	0-1	0-0	0-1	0-0
NON-CONFERENCE	5-3	4-0	0-2	1-1

Score by Periods

Team	1st	2nd	OT	TOT
Wyoming	319	351	0	670
Opponents	322	343	0	665

Team Box Score

No.	Player				Total		3-Point		F-Throw		Rebounds											
		GP-GS	MIN	AVG	FG-FGA	FG%	3FG-3FGA	3FG%	FT-FTA	FT%	OFF	DEF	TOT	AVG	PF	DQ	A	TO	BLK	STL	PTS	AVG
5	AGBIM, Obi	9-8	297:10	33.0	56-111	.505	19-42	.452	31-38	.816	4	27	31	3.4	18	0	35	23	3	7	162	18.0
2	NEWTON, Kobe	8-7	224:25	28.1	29-63	.460	15-40	.375	14-15	.933	1	16	17	2.1	18	0	15	8	0	4	87	10.9
16	NESBITT, Jordan	9-7	263:05	29.2	31-89	.348	8-30	.267	25-40	.625	21	70	91	10.1	26	0	15	24	0	9	95	10.6
25	TAINAMO, Touko	9-5	196:16	21.8	30-73	.411	4-17	.235	11-18	.611	17	23	40	4.4	12	0	8	8	2	2	75	8.3
8	HENRY, Cole	8-7	146:36	18.3	23-36	.639	0-0	.000	10-21	.476	12	21	33	4.1	18	0	10	14	4	2	56	7.0
12	EBUBE, Scottie	7-0	80:36	11.5	18-27	.667	0-0	.000	8-19	.421	12	11	23	3.3	24	1	3	12	7	2	44	6.3
11	ALLEN, Dontaie	9-3	184:45	20.5	13-55	.236	5-32	.156	15-22	.682	6	19	25	2.8	15	0	5	11	4	5	46	5.1
3	WILLS, A.J.	9-2	146:03	16.2	14-29	.483	6-10	.600	9-10	.900	1	4	5	0.6	11	0	10	10	1	5	43	4.8
9	MAGASSA, Abou	9-4	146:26	16.3	15-20	.750	0-1	.000	8-16	.500	18	23	41	4.6	21	1	2	6	3	5	38	4.2
15	KOJENETS, Oleg	9-2	92:55	10.3	8-18	.444	0-0	.000	6-8	.750	7	16	23	2.6	12	0	1	5	2	2	22	2.4
31	ROBERSON, Cort	2-0	04:48	2.4	1-1	1.000	0-0	.000	0-0	.000	0	0	0	0.0	2	0	0	0	0	0	2	1.0
1	COOK, Nigle	4-0	12:40	3.2	0-4	.000	0-4	.000	0-0	.000	0	2	2	0.5	1	0	0	0	1	0	0	0.0
10	BROWN, Levi	3-0	04:15	1.4	0-0	.000	0-0	.000	0-0	.000	0	0	0	0.0	1	0	0	0	0	0	0	0.0
Team											25	18	43					6				
Total		9	1800		238-526	.452	57-176	.324	137-207	.662	124	250	374	41.6	179	2	104	127	27	43	670	74.4
Opponents		9	1800		227-541	.420	56-196	.286	155-213	.728	94	199	293	32.6	180	5	93	90	23	68	665	73.9

Team Statistics

	UW	OPP
Scoring	670	665
Points per game	74.4	73.9
Scoring margin	+0.6	-
Field goals-att	238-526	227-541
Field goal pct	.452	.420
3 point fg-att	57-176	56-196
3-point FG pct	.324	.286
3-pt FG made per game	6.3	6.2
Free throws-att	137-207	155-213
Free throw pct	.662	.728
F-Throws made per game	15.2	17.2
Rebounds	374	293
Rebounds per game	41.6	32.6
Rebounding margin	+9.0	-
Assists	104	93
Assists per game	11.6	10.3
Turnovers	127	90
Turnovers per game	14.1	10.0
Turnover margin	-4.1	-
Assist/turnover ratio	0.8	1.0
Steals	43	68
Steals per game	4.8	7.6
Blocks	27	23
Blocks per game	3.0	2.6
Winning streak	0	-
Home win streak	4	-
Attendance	15037	21714
Home games-Avg/Game	4-3759	3-7238
Neutral site-Avg/Game	-	2-614

Team Results

Date	Opponent		Score	Att.
11/04/2024	Concordia-St. Paul	W	108-85	4281
11/10/2024	Tennessee St.	W	81-66	3399
11/13/2024	at Texas Tech	L	49-96	11456
11/16/2024	Utah Tech	W	86-69	3596
11/22/2024	Southeastern La.	W	64-61	3761
11/26/2024	vs Tulane	W	64-63	374
11/27/2024	vs LMU (CA)	L	70-73	853
12/04/2024	at Utah St.	L	67-70	8420
12/10/2024	at South Dakota	L	81-82	1838

Wyoming Cowboys



2024-25 Wyoming Men's Basketball Season/Career Statistics All games

Page 1/1
as of Dec 11, 2024

Summary

Player	Season Statistics										Career Statistics									
	GP-GS	MIN/G	FG%	3FG%	FT%	R/G	A/G	STL	BLK	PTS/G	GP-GS	MIN/G	FG%	3FG%	FT%	R/G	A/G	STL	BLK	PTS/G
AGBIM, Obi	9-8	33.0	.505	.452	.816	3.4	3.9	7	3	18.0	74-35	28.0	.451	.360	.805	3.5	2.6	80	22	13.4
ALLEN, Dontaie	9-3	20.5	.236	.156	.682	2.8	0.6	5	4	5.1	108-28	17.1	.380	.354	.696	2.4	0.5	49	30	6.7
BROWN, Levi	3-0	1.4	.000	.000	.000	0.0	0.0	0	0	0.0	3-0	1.4	.000	.000	.000	0.0	0.0	0	0	0.0
COOK, Nigle	4-0	3.2	.000	.000	.000	0.5	0.0	0	1	0.0	5-0	5.2	.222	.125	.500	0.8	0.0	0	1	1.2
EBUBE, Scottie	7-0	11.5	.667	.000	.421	3.3	0.4	2	7	6.3	50-1	9.8	.677	.000	.410	3.1	0.3	16	29	5.4
HENRY, Cole	8-7	18.3	.639	.000	.476	4.1	1.3	2	4	7.0	112-14	12.3	.557	.000	.480	2.5	1.4	22	20	3.5
KOJENETS, Oleg	9-2	10.3	.444	.000	.750	2.6	0.1	2	2	2.4	55-2	7.7	.505	.000	.625	1.9	0.1	10	18	2.5
MAGASSA, Abou	9-4	16.3	.750	.000	.500	4.6	0.2	5	3	4.2	9-4	16.3	.750	.000	.500	4.6	0.2	5	3	4.2
NESBITT, Jordan	9-7	29.2	.348	.267	.625	10.1	1.7	9	0	10.6	104-92	28.9	.355	.290	.707	5.5	2.6	96	55	10.8
NEWTON, Kobe	8-7	28.1	.460	.375	.933	2.1	1.9	4	0	10.9	28-7	21.8	.456	.440	.885	1.9	1.0	13	0	6.3
ROBERSON, Cort	2-0	2.4	1.000	.000	.000	0.0	0.0	0	0	1.0	14-0	1.8	.625	.667	.833	0.1	0.0	0	2	1.2
TAINAMO, Touko	9-5	21.8	.411	.235	.611	4.4	0.9	2	2	8.3	107-87	26.3	.500	.349	.691	6.3	0.7	48	56	10.9
WILLS, A.J.	9-2	16.2	.483	.600	.900	0.6	1.1	5	1	4.8	31-5	16.0	.421	.404	.833	0.7	1.0	12	2	5.3

Scoring

Player	Season Statistics								Career Statistics							
	FG-FGA	FG%	3FG-3FGA	3FG%	FT-FTA	FT%	PTS	PTS/G	FG-FGA	FG%	3FG-3FGA	3FG%	FT-FTA	FT%	PTS	PTS/G
AGBIM, Obi	56-111	.505	19-42	.452	31-38	.816	162	18.0	345-765	.451	107-297	.360	198-246	.805	995	13.4
ALLEN, Dontaie	13-55	.236	5-32	.156	15-22	.682	46	5.1	235-619	.380	146-412	.354	103-148	.696	719	6.7
BROWN, Levi	0-0	.000	0-0	.000	0-0	.000	0	0.0	0-0	.000	0-0	.000	0-0	.000	0	0.0
COOK, Nigle	0-4	.000	0-4	.000	0-0	.000	0	0.0	2-9	.222	1-8	.125	1-2	.500	6	1.2
EBUBE, Scottie	18-27	.667	0-0	.000	8-19	.421	44	6.3	113-167	.677	0-0	.000	43-105	.410	269	5.4
HENRY, Cole	23-36	.639	0-0	.000	10-21	.476	56	7.0	171-307	.557	0-1	.000	49-102	.480	391	3.5
KOJENETS, Oleg	8-18	.444	0-0	.000	6-8	.750	22	2.4	53-105	.505	0-0	.000	30-48	.625	136	2.5
MAGASSA, Abou	15-20	.750	0-1	.000	8-16	.500	38	4.2	15-20	.750	0-1	.000	8-16	.500	38	4.2
NESBITT, Jordan	31-89	.348	8-30	.267	25-40	.625	95	10.6	375-1055	.355	109-376	.290	260-368	.707	1119	10.8
NEWTON, Kobe	29-63	.460	15-40	.375	14-15	.933	87	10.9	57-125	.456	40-91	.440	23-26	.885	177	6.3
ROBERSON, Cort	1-1	1.000	0-0	.000	0-0	.000	2	1.0	5-8	.625	2-3	.667	5-6	.833	17	1.2
TAINAMO, Touko	30-73	.411	4-17	.235	11-18	.611	75	8.3	443-886	.500	66-189	.349	217-314	.691	1169	10.9
WILLS, A.J.	14-29	.483	6-10	.600	9-10	.900	43	4.8	59-140	.421	21-52	.404	25-30	.833	164	5.3

Totals

Player	Season Statistics									Career Statistics								
	O-REB	D-REB	TOTAL	PF	FO	A	TO	A/TO		O-REB	D-REB	TOTAL	PF	FO	A	TO	A/TO	
AGBIM, Obi	4	27	31	18	0	35	23	1.5		34	224	258	130	0	189	125	1.5	
ALLEN, Dontaie	6	19	25	15	0	5	11	0.5		45	215	260	136	1	51	97	0.5	
BROWN, Levi	0	0	0	1	0	0	0	0.0		0	0	0	1	0	0	0	0.0	
COOK, Nigle	0	2	2	1	0	0	0	0.0		1	3	4	2	0	0	0	0.0	
EBUBE, Scottie	12	11	23	24	1	3	12	0.3		71	86	157	88	2	14	39	0.4	
HENRY, Cole	12	21	33	18	0	10	14	0.7		81	204	285	131	2	152	134	1.1	
KOJENETS, Oleg	7	16	23	12	0	1	5	0.2		34	72	106	50	1	4	46	0.1	
MAGASSA, Abou	18	23	41	21	1	2	6	0.3		18	23	41	21	1	2	6	0.3	
NESBITT, Jordan	21	70	91	26	0	15	24	0.6		148	421	569	280	11	270	227	1.2	
NEWTON, Kobe	1	16	17	18	0	15	8	1.9		5	49	54	46	0	27	21	1.3	
ROBERSON, Cort	0	0	0	2	0	0	0	0.0		1	1	2	4	0	0	1	0.0	
TAINAMO, Touko	17	23	40	12	0	8	8	1.0		204	466	670	234	5	72	115	0.6	
WILLS, A.J.	1	4	5	11	0	10	10	1.0		4	19	23	29	0	31	20	1.6	

Wyoming Cowboys

# Games	Lineup Started	Lineup #	Forward	Forward	Guard	Guard	Guard	Record
1		1	Henry	Magassa	Newton	Allen	Wills	1-0
1		2	Henry	Tainamo	Allen	Nesbitt	Agbim	1-0
1		3	Kojenets	Tainamo	Nesbitt	Newton	Agbim	0-1
2		4	Henry	Magassa	Nesbitt	Newton	Agbim	1-1
1		5	Kojenets	Tainamo	Nesbitt	Allen	Agbim	1-0
1		6	Henry	Magassa	Newton	Wills	Agbim	1-0
2		7	Henry	Tainamo	Nesbitt	Newton	Agbim	0-2

Totals (9 games)

(The lineup numbers are by the order they first appeared during the season.)

5-4, 0-1 MW

Starting Lineup Game-by-Game

Date	Opponent	Lineup #	Forward	Forward	Guard	Guard	Guard	Record
11/4	Concordia, St. Paul	1	Henry	Magassa	Newton	Allen	Wills	1-0
11/10	Tennessee State	2	Henry	Tainamo	Allen	Nesbitt	Agbim	2-0
11/13	at Texas Tech	3	Kojenets	Tainamo	Nesbitt	Newton	Agbim	2-1
11/16	Utah Tech	4	Henry	Magassa	Nesbitt	Newton	Agbim	3-1
11/22	Southeastern La.	5	Kojenets	Tainamo	Nesbitt	Allen	Agbim	4-1
11/26	Tulane	6	Henry	Magassa	Newton	Wills	Agbim	5-1
11/27	LMU	4	Henry	Magassa	Nesbitt	Newton	Agbim	5-2
12/4	at Utah State	7	Henry	Tainamo	Nesbitt	Newton	Agbim	5-3
12/10	at South Dakota	7	Henry	Tainamo	Nesbitt	Newton	Agbim	5-4

Wyoming Cowboys

Individual Category Leaders

Points

##	Player	G	Pts	Pts/G
5	Agbim, Obi	9	162	18.0
16	Nesbitt, Jordan	9	95	10.6
2	Newton, Kobe	8	87	10.9
25	Tainamo, Touko	9	75	8.3
8	Henry, Cole	8	56	7.0
11	Allen, Dontaie	9	46	5.1
12	Ebube, Scottie	7	44	6.3
3	Wills, A.J.	9	43	4.8
9	Magassa, Abou	9	38	4.2
15	Kojenets, Oleg	9	22	2.4
31	Roberson, Cort	2	2	1.0

Field Goal Percentage

##	Player	FG	Att	Pct
31	Roberson, Cort	1	1	1.000
9	Magassa, Abou	15	20	.750
12	Ebube, Scottie	18	27	.667
8	Henry, Cole	23	36	.639
5	Agbim, Obi	56	111	.505
3	Wills, A.J.	14	29	.483
2	Newton, Kobe	29	63	.460
15	Kojenets, Oleg	8	18	.444
25	Tainamo, Touko	30	73	.411
16	Nesbitt, Jordan	31	89	.348
11	Allen, Dontaie	13	55	.236

3-Point FG Percentage

##	Player	3FG	Att	Pct
3	Wills, A.J.	6	10	.600
5	Agbim, Obi	19	42	.452
2	Newton, Kobe	15	40	.375
16	Nesbitt, Jordan	8	30	.267
25	Tainamo, Touko	4	17	.235
11	Allen, Dontaie	5	32	.156

Scoring Average

##	Player	G	Pts	Pts/G
5	Agbim, Obi	9	162	18.0
2	Newton, Kobe	8	87	10.9
16	Nesbitt, Jordan	9	95	10.6
25	Tainamo, Touko	9	75	8.3
8	Henry, Cole	8	56	7.0
12	Ebube, Scottie	7	44	6.3
11	Allen, Dontaie	9	46	5.1
3	Wills, A.J.	9	43	4.8
9	Magassa, Abou	9	38	4.2
15	Kojenets, Oleg	9	22	2.4
31	Roberson, Cort	2	2	1.0

Field Goal Attempts

##	Player	G	Att	Att/G
5	Agbim, Obi	9	111	12.3
16	Nesbitt, Jordan	9	89	9.9
25	Tainamo, Touko	9	73	8.1
2	Newton, Kobe	8	63	7.9
11	Allen, Dontaie	9	55	6.1

Field Goals Made

##	Player	G	Made	Made/G
5	Agbim, Obi	9	56	6.2
16	Nesbitt, Jordan	9	31	3.4
25	Tainamo, Touko	9	30	3.3
2	Newton, Kobe	8	29	3.6
8	Henry, Cole	8	23	2.9

3-Point FG Attempts

##	Player	G	Att	Att/G
5	Agbim, Obi	9	42	4.7
2	Newton, Kobe	8	40	5.0
11	Allen, Dontaie	9	32	3.6
16	Nesbitt, Jordan	9	30	3.3
25	Tainamo, Touko	9	17	1.9

3-Point FG Made

##	Player	G	Made	Made/G
5	Agbim, Obi	9	19	2.1
2	Newton, Kobe	8	15	1.9
16	Nesbitt, Jordan	9	8	0.9
3	Wills, A.J.	9	6	0.7
11	Allen, Dontaie	9	5	0.6

Free Throw Percentage

##	Player	Made	Att	Pct
2	Newton, Kobe	14	15	.933
3	Wills, A.J.	9	10	.900
5	Agbim, Obi	31	38	.816
15	Kojenets, Oleg	6	8	.750
11	Allen, Dontaie	15	22	.682
16	Nesbitt, Jordan	25	40	.625
25	Tainamo, Touko	11	18	.611
9	Magassa, Abou	8	16	.500
8	Henry, Cole	10	21	.476
12	Ebube, Scottie	8	19	.421

Rebounds

##	Player	G	Reb	Reb/G
16	Nesbitt, Jordan	9	91	10.1
9	Magassa, Abou	9	41	4.6
25	Tainamo, Touko	9	40	4.4
8	Henry, Cole	8	33	4.1
5	Agbim, Obi	9	31	3.4

Rebounds Average

##	Player	G	Reb	Reb/G
16	Nesbitt, Jordan	9	91	10.1
9	Magassa, Abou	9	41	4.6
25	Tainamo, Touko	9	40	4.4
8	Henry, Cole	8	33	4.1
5	Agbim, Obi	9	31	3.4

Offensive Rebounds

##	Player	G	OReb	OReb/G
16	Nesbitt, Jordan	9	21	2.3
9	Magassa, Abou	9	18	2.0
25	Tainamo, Touko	9	17	1.9
8	Henry, Cole	8	12	1.5
12	Ebube, Scottie	7	12	1.7

Defensive Rebounds

##	Player	G	DReb	DReb/G
16	Nesbitt, Jordan	9	70	7.8
5	Agbim, Obi	9	27	3.0
25	Tainamo, Touko	9	23	2.6
9	Magassa, Abou	9	23	2.6
8	Henry, Cole	8	21	2.6

Free Throw Attempts

##	Player	G	Att	Att/G
16	Nesbitt, Jordan	9	40	4.4
5	Agbim, Obi	9	38	4.2
11	Allen, Dontaie	9	22	2.4
8	Henry, Cole	8	21	2.6
12	Ebube, Scottie	7	19	2.7

Free Throws Made

##	Player	G	Made	Made/G
5	Agbim, Obi	9	31	3.4
16	Nesbitt, Jordan	9	25	2.8
11	Allen, Dontaie	9	15	1.7
2	Newton, Kobe	8	14	1.8
25	Tainamo, Touko	9	11	1.2

Assists

##	Player	G	Ast	Ast/G
5	Agbim, Obi	9	35	3.9
2	Newton, Kobe	8	15	1.9
16	Nesbitt, Jordan	9	15	1.7
8	Henry, Cole	8	10	1.3
3	Wills, A.J.	9	10	1.1

Steals

##	Player	G	Stl	Stl/G
16	Nesbitt, Jordan	9	9	1.0
5	Agbim, Obi	9	7	0.8
11	Allen, Dontaie	9	5	0.6
3	Wills, A.J.	9	5	0.6
9	Magassa, Abou	9	5	0.6

Blocked Shots

##	Player	G	Blk	Blk/G
12	Ebube, Scottie	7	7	1.0
8	Henry, Cole	8	4	0.5
11	Allen, Dontaie	9	4	0.4
5	Agbim, Obi	9	3	0.3
9	Magassa, Abou	9	3	0.3

Minutes

##	Player	G	Min	Min/G
5	Agbim, Obi	9	297	33:01
16	Nesbitt, Jordan	9	263	29:14
2	Newton, Kobe	8	224	28:03
25	Tainamo, Touko	9	196	21:48
11	Allen, Dontaie	9	185	20:32

Specialty Stat Leaders

Scoring	2024-25	Record	Career	Record
Obi Agbim	7	3-4	7	3-4
Kobe Newton	2	1-1	2	1-1
Jordan Nesbitt	1	1-0	1	1-0

Double-Figure Points	2024-25	Record	Career	Record
Oleg Kojenets	0	0-0	2	2-0
Kobe Newton	5	3-2	8	5-3
Obi Agbim	9	5-4	9	5-4
Jordan Nesbitt	7	5-2	7	5-2
Scottie Ebube	1	1-0	1	1-0
Cole Henry	3	2-1	3	2-1
Touko Tainamo	1	1-0	1	1-0
A.J. Wills	1	0-1	1	0-1
Dontaie Allen	1	0-1	1	0-1

Scoring 20+ Points	2024-25	Record	Career	Record
Obi Agbim	3	2-1	3	2-1

Double-Doubles	2024-25	Record	Career	Record
Jordan Nesbitt	5	4-1	5	4-1
Obi Agbim	1	0-1	1	0-1

Double-Figure Rebounds	2024-25	Record	Career	Record
Jordan Nesbitt	5	4-1	5	4-1

Rebounds	2024-25	Record	Career	Record
Oleg Kojenets	0	0-0	1	0-1
Jordan Nesbitt	7	5-2	7	5-2
Cole Henry	1	0-1	1	0-1
Touko Tainamo	1	0-1	1	0-1

Assists	2024-25	Record	Career	Record
Obi Agbim	5	1-4	5	1-4
Kobe Newton	2	2-0	2	2-0
Touko Tainamo	1	1-0	1	1-0
Jordan Nesbitt	1	1-0	1	1-0

Wyoming Cowboys

Individual Points-Rebounds-Assists

Opponent	Date	Score		1 COOK,NIGLE	2 NEWTON,KOB	3 WILLS,A.J.	5 AGBIM,OBI	8 HENRY,COLE	9 MAGASSA,AB	10 BROWN,LEVI	11 ALLEN,DONT	12 EBUBE,SCOT	15 KOJENETS,O	16 NESBITT,JO
Concordia-St. Paul	11/04/2024	108-85	W	0-1-0	11-4-3	5-0-4	25-2-6	12-5-0	7-5-1	0-0-0	5-0-2	19-2-0	3-4-0	11-16-3
Tennessee St.	11/10/2024	81-66	W	0-1-0	11-4-5	4-0-1	24-3-3	7-6-3	4-5-1	0-0-0	4-4-1	3-2-0	0-1-1	15-7-2
at Texas Tech	11/13/2024	49-96	L	0-0-0	8-1-0	3-0-0	15-3-2	5-6-0	3-3-0	0-0-0	2-1-0	0-3-1	0-2-0	4-4-2
Utah Tech	11/16/2024	86-69	W	0-0-0	19-2-4	6-0-1	12-4-3	6-3-3	5-5-0	DNP	9-5-1	DNP	6-5-0	12-12-2
Southeastern La.	11/22/2024	64-61	W	DNP	DNP	9-0-1	11-0-1	DNP	9-7-0	DNP	4-6-0	3-4-0	7-8-0	13-15-1
vs Tulane	11/26/2024	64-63	W	DNP	2-1-1	0-2-2	18-4-1	10-4-2	4-7-0	DNP	3-1-0	DNP	4-1-0	10-13-3
vs LMU (CA)	11/27/2024	70-73	L	DNP	9-3-2	0-0-0	23-4-5	12-3-0	2-5-0	DNP	0-2-0	6-3-0	0-0-0	10-10-0
at Utah St.	12/04/2024	67-70	L	DNP	17-0-0	0-1-0	17-5-10	0-2-2	0-0-0	DNP	9-1-0	6-4-1	0-0-0	13-9-1
at South Dakota	12/10/2024	81-82	L	DNP	10-2-0	16-2-1	17-6-4	4-4-0	4-4-0	DNP	10-5-1	7-5-1	2-2-0	7-5-1

Opponent	Date	Score		25 TAINAMO,TO	31 ROBERSON,C
Concordia-St. Paul	11/04/2024	108-85	W	10-3-0	DNP
Tennessee St.	11/10/2024	81-66	W	9-4-1	DNP
at Texas Tech	11/13/2024	49-96	L	9-4-0	0-0-0
Utah Tech	11/16/2024	86-69	W	9-5-1	2-0-0
Southeastern La.	11/22/2024	64-61	W	8-8-2	DNP
vs Tulane	11/26/2024	64-63	W	13-5-0	DNP
vs LMU (CA)	11/27/2024	70-73	L	8-4-1	DNP
at Utah St.	12/04/2024	67-70	L	5-1-1	DNP
at South Dakota	12/10/2024	81-82	L	4-6-2	DNP

Game-by-Game Leaders

Opponent	Date	Score	Points	Rebounds	Assists	Steals	Blocks
Concordia, St. Paul	11/4	108-85	25 - Agbim	16 - Nesbitt	6 - Agbim	2 - Multiple	1 - Multiple
Tennessee State	11/10	81-66	24 - Agbim	7 - Nesbitt	5 - Newton	2 - Allen/Newton	1 - Magassa/Agbim
at Texas Tech	11/13	49-96	15 - Agbim	6 - Henry	2 - Agbim/Nesbitt	3 - Magassa	None
Utah Tech	11/16	86-69	12 - Agbim	12 - Nesbitt	4 - Newton	2 - Wills	1 - Multiple Players
Southeastern La.	11/22	64-61	13 - Nesbitt	14 - Nesbitt	2 - Tainamo	1 - Wills/Nesbitt	1 - Multiple Players
Tulane	11/26	64-63	18 - Agbim	13 - Nesbitt	3 - Nesbitt	1 - Agbim	1 - Multiple Players
LMU	11/27	70-73	23 - Agbim	10 - Nesbitt	5 - Agbim	1 - Multiple players	1 - Multiple players
Utah State	12/4	67-70	17 - Newton/Agbim	7 - Nesbitt	10 - Agbim	4 - Nesbitt	2 - Henry/Ebube
South Dakota	12/10	81-82	17 - Agbim	6 - Tainamo	4 - Agbim	1 - Agbim/Wills	2 - Ebube

Wyoming Cowboys

Cowboys in Comparison to Opponents

Overall Record	5-4	When the Cowboys they are
When the Cowboys they are	Commit fewer fouls than opponent	2-2
Play day games	1-0	Commit more fouls than opponent	3-2
Play night games	4-4	Commit the same number of fouls	0-0
Lead at halftime	4-0	Have more assists than opponent	3-2
Trail at halftime	1-3	Have fewer assists than opponent	2-2
Are tied at halftime	0-1	Have the same number of assists	0-0
Shoot better from the field than opponent	5-1	Commit fewer turnovers than opponent	2-1
Shoot worse from the field than opponent	0-3	Commit more turnovers than opponent	3-3
Shoot the same from the field as opponent	0-0	Commit the same number of turnovers	0-0
Shoot better from three-point range than opponent	2-2	Block more shots than opponent	4-2
Shoot worse from three-point range than opponent	3-1	Block fewer shots than opponent	1-2
Shoot the same from three-point range as opponent	0-0	Block the same number of shots	0-0
Shoot better from the free-throw line than opponent	1-2	Have more steals than opponent	1-0
Shoot worse from the free-throw line than opponent	4-2	Have fewer steals than opponent	3-3
Shoot the same from the free-throw line as opponent	0-0	Have the same number of steals	1-1
Outrebound opponent	4-2	Have their starting frontcourt outscore the opponent's	1-1
Are outrebounded by opponent	1-2	Have their starting frontcourt outscored by the opponent's	3-2
Are even in rebounds with opponent	0-0	Have their starting frontcourt tied by the opponent's	1-1
Have more offensive rebounds than opponent	4-3	Have their starting backcourt outscore the opponent's	3-2
Have fewer offensive rebounds than opponent	1-1	Have their starting backcourt outscored by the opponent's	2-2
Have the same number of offensive rebounds	0-0	Have their starting backcourt tied by the opponent's	0-0
Have more defensive rebounds than opponent	5-2	Have their bench outscore the opponent's	2-2
Have fewer defensive rebounds than opponent	0-2	Have their bench outscored by the opponent's	2-2
Have the same number of defensive rebounds	0-0	Have their bench tied by the opponent's in scoring	1-0

Team Game-by-Game Comparison

Opponent	1st	2nd	Score	Mar	FG	FG %	3FG	3FG %	FT	FT Pct	Rbs	Ast	TO	Block	Steal	Fouls
CONCORDIA-ST. P	51/45	57/40	108-85	+23	45-84/26-67	.536/.388	6-21/10-31	.286/.323	12-19/23-29	.632/.793	53/33 +20	19/12	8/15	3/1	9/2	26/18
TENNESSEE ST.	43/28	38/38	81-66	+15	30-57/22-59	.526/.373	9-18/2-16	.500/.125	12-24/20-32	.500/.625	38/40 (2)	18/5	11/12	2/1	6/6	23/19
Texas Tech	20/46	29/50	49-96	(47)	18-53/39-61	.340/.639	3-14/10-18	.214/.556	10-18/8-11	.556/.727	29/35 (6)	5/21	25/14	0/1	6/17	14/16
UTAH TECH	42/28	44/41	86-69	+17	29-58/21-59	.500/.356	5-14/5-25	.357/.200	23-31/22-31	.742/.710	50/27 +23	15/4	16/9	4/0	7/8	27/25
SOUTHEASTERN LA.	36/26	28/35	64-61	+3	20-54/21-63	.370/.333	5-22/8-25	.227/.320	19-33/11-16	.576/.688	52/30 +22	5/11	16/7	5/4	2/10	16/28
Tulane	34/40	30/23	64-63	+1	21-53/20-59	.396/.339	4-22/4-20	.182/.200	18-26/19-23	.692/.826	44/34 +10	9/10	11/6	4/7	2/8	18/23
LMU (CA)	27/40	43/33	70-73	(3)	27-63/28-57	.429/.491	5-16/8-25	.313/.320	11-14/9-11	.786/.818	37/32 +5	8/14	9/10	3/6	4/8	10/12
Utah St.	29/32	38/38	67-70	(3)	24-48/23-56	.500/.411	12-26/5-17	.462/.294	7-9/19-26	.778/.731	27/35 (8)	15/9	12/8	4/2	5/5	21/13
South Dakota	37/37	44/45	81-82	(1)	24-56/27-60	.429/.450	8-23/4-19	.348/.211	25-33/24-34	.758/.706	44/28 +16	10/7	19/10	2/1	2/4	24/26

Note: Game totals are displayed in the format WYO/OPPONENT for each category

Wyoming Cowboys

Specialty Stats Game-by-Game

Opponent	Paint	Off TO	2nd Chance	Fast Break	Bench	Largest Lead	Largest Deficit	Lead Changes	Times Tied
Concordia, St. Paul	78/28	19/11	27/13	8/3	68/20	26	2	2	4
Tennessee State	36/34	12/10	5/15	15/4	22/27	20	1	3	0
Texas Tech	24/44	6/40	9/14	0/15	13/29	1	49	2	0
Utah Tech	44/24	15/8	16/8	11/9	32/32	28	1	2	2
Southeastern La.	28/14	8/16	14/6	0/7	21/24	13	3	4	4
Tulane	30/24	2/16	12/9	5/4	30/0	3	16	7	7
LMU	34/34	12/10	8/9	3/18	14/6	10	16	7	3
Utah State	20/36	15/8	0/20	5/11	15/26	5	8	7	10
South Dakota	30/42	12/17	18/11	6/7	39/27	2	8	14	11

Points in the Paint: Most: 78 vs. Concordia, St. Paul
Most Allowed: 44 at Texas Tech

Least: 20 at Utah State
Least Allowed: 14 vs. Southeastern La.

Points Off Turnovers: Most: 19 vs. Concordia, St. Paul
Most Allowed: 40 at Texas Tech

Least: 2 vs. Tulane
Least Allowed: 8 at Utah State

Second Chance Pts: Most: 27 vs. Concordia, St. Paul
Most Allowed: 20 at Utah State

Least: 0 at Utah State
Least Allowed: 6 vs. Southeastern La.

Fast Break Points: Most: 15 vs. Tennessee State
Most Allowed: 18 vs. LMU

Least: 0 vs. Southeastern La.
Least Allowed: 3 vs. Concordia, St. Paul

Bench Points: Most: 68 vs. Concordia, St. Paul
Most Allowed: 32 vs. Utah Tech

Least: 13 at Texas Tech
Least Allowed: 0 vs. Tulane

Largest Deficit Overcome: 16 vs. Tulane

Largest Lead Lost: 10 vs. LMU

Note: Game totals are displayed in the format WYO/OPPONENT for each category

Starters/Bench Production

	Starters (Total / % Team Total)	Bench (Total / % Team Total)
Points	416/62%	254/38%
Minutes	1126/63%	674/37%
Rebounds	198/53%	176/47%

Record by Margin

1	2	3	4	5	6
1-1	0-0	1-2	0-0	0-0	0-0
7	8	9	10-15	16-20	20+
0-0	0-0	0-0	1-0	1-0	1-1

Record by Conference

Conference	Record
Mountain West	0-1
NSIC	1-0
Ohio Valley Conference	1-0
Big 12	0-1
WAC	1-0
Southland	1-0
AAC	1-0
WCC	0-1
Summit League	0-1

Points Scored/Allowed

Scoring		Allowing
0-1	49 or less	0-0
0-0	50-59	0-0
2-1	60-69	4-0
0-1	70-79	0-2
2-1	80-89	1-1
0-0	90-99	0-1
1-0	100+	0-0

Record by Month

Nov.	Dec.	Jan.	Feb.	March
5-2	0-2	0-0	0-0	0-0

Record by Day of the Week

Sun.	Mon.	Tue.	Wed.	Thu.	Fri.	Sat.
1-0	1-0	1-1	0-3	0-0	1-0	1-0

Wyoming Cowboys

Team Superlatives

Wyoming Game Highs

Wyoming - Game Highs

POINTS	108	Concordia-St. Paul (11/04/2024)
	86	Utah Tech (11/16/2024)
	81	at South Dakota (12/10/2024)
	81	Tennessee St. (11/10/2024)
	70	vs LMU (CA) (N) (11/27/2024)
FIELD GOALS MADE	45	Concordia-St. Paul (11/04/2024)
	30	Tennessee St. (11/10/2024)
FIELD GOAL ATTEMPTS	84	Concordia-St. Paul (11/04/2024)
	63	vs LMU (CA) (N) (11/27/2024)
FIELD GOAL PERCENTAGE	.536 (45-84)	Concordia-St. Paul (11/04/2024)
	.526 (30-57)	Tennessee St. (11/10/2024)
3 PT FG MADE	12	at Utah St. (12/04/2024)
	9	Tennessee St. (11/10/2024)
3 PT FG ATTEMPTS	26	at Utah St. (12/04/2024)
	23	at South Dakota (12/10/2024)
3 PT FG PERCENTAGE	.500 (9-18)	Tennessee St. (11/10/2024)
	.462 (12-26)	at Utah St. (12/04/2024)
FREE THROWS MADE	25	at South Dakota (12/10/2024)
	23	Utah Tech (11/16/2024)
FREE THROW ATTEMPTS	33	at South Dakota (12/10/2024)
	33	Southeastern La. (11/22/2024)
FREE THROW PERCENTAGE	.786 (11-14)	vs LMU (CA) (N) (11/27/2024)
	.778 (7-9)	at Utah St. (12/04/2024)
REBOUNDS	53	Concordia-St. Paul (11/04/2024)
	52	Southeastern La. (11/22/2024)
ASSISTS	19	Concordia-St. Paul (11/04/2024)
	18	Tennessee St. (11/10/2024)
STEALS	9	Concordia-St. Paul (11/04/2024)
	7	Utah Tech (11/16/2024)
BLOCKED SHOTS	5	Southeastern La. (11/22/2024)
	4	at Utah St. (12/04/2024)
	4	vs Tulane (N) (11/26/2024)
	4	Utah Tech (11/16/2024)
TURNOVERS	25	at Texas Tech (11/13/2024)
	19	at South Dakota (12/10/2024)
FOULS	27	Utah Tech (11/16/2024)
	26	Concordia-St. Paul (11/04/2024)

Opponent Game Highs

Opponent - Game Highs

POINTS	96	at Texas Tech (11/13/2024)
	85	Concordia-St. Paul (11/04/2024)
	82	at South Dakota (12/10/2024)
	73	vs LMU (CA) (N) (11/27/2024)
	70	at Utah St. (12/04/2024)
FIELD GOALS MADE	39	at Texas Tech (11/13/2024)
	28	vs LMU (CA) (N) (11/27/2024)
FIELD GOAL ATTEMPTS	67	Concordia-St. Paul (11/13/2024)
	63	Southeastern La. (11/22/2024)
FIELD GOAL PERCENTAGE	.639 (39-61)	at Texas Tech (11/13/2024)
	.491 (28-57)	vs LMU (CA) (N) (11/27/2024)
3 PT FG MADE	10	at Texas Tech (11/13/2024)
	10	Concordia-St. Paul (11/04/2024)
3 PT FG ATTEMPTS	31	Concordia-St. Paul (11/04/2024)
	25	vs LMU (CA) (N) (11/27/2024)
	25	Southeastern La. (11/22/2024)
	25	Utah Tech (11/16/2024)
3 PT FG PERCENTAGE	.556 (10-18)	at Texas Tech (11/13/2024)
	.323 (10-31)	Concordia-St. Paul (11/04/2024)
FREE THROWS MADE	24	at South Dakota (12/10/2024)
	23	Concordia-St. Paul (11/04/2024)
FREE THROW ATTEMPTS	34	at South Dakota (12/10/2024)
	32	Tennessee St. (11/10/2024)
FREE THROW PERCENTAGE	.826 (19-23)	vs Tulane (N) (11/26/2024)
	.818 (9-11)	vs LMU (CA) (N) (11/27/2024)
REBOUNDS	40	Tennessee St. (11/10/2024)
	35	at Utah St. (12/04/2024)
ASSISTS	21	at Texas Tech (11/13/2024)
	14	vs LMU (CA) (N) (11/27/2024)
STEALS	17	at Texas Tech (11/13/2024)
	10	Southeastern La. (11/22/2024)
BLOCKED SHOTS	7	vs Tulane (N) (11/26/2024)
	6	vs LMU (CA) (N) (11/27/2024)
TURNOVERS	15	Concordia-St. Paul (11/04/2024)
	13	at Texas Tech (11/13/2024)
FOULS	28	Southeastern La. (11/22/2024)
	26	at South Dakota (12/10/2024)

Wyoming Game Lows

Wyoming - Game Lows

POINTS	49	at Texas Tech (11/13/2024)
	64	vs Tulane (N) (11/26/2024)
	64	Southeastern La. (11/22/2024)
	67	at Utah St. (12/04/2024)
	70	vs LMU (CA) (N) (11/27/2024)
FIELD GOALS MADE	18	at Texas Tech (11/13/2024)
	20	Southeastern La. (11/22/2024)
FIELD GOAL ATTEMPTS	48	at Utah St. (12/04/2024)
	53	vs Tulane (N) (11/26/2024)
	53	at Texas Tech (11/13/2024)
FIELD GOAL PERCENTAGE	.340 (18-53)	at Texas Tech (11/13/2024)
	.370 (20-54)	Southeastern La. (11/22/2024)
3 PT FG MADE	3	at Texas Tech (11/13/2024)
	4	vs Tulane (N) (11/26/2024)
3 PT FG ATTEMPTS	14	at Texas Tech (11/13/2024)
	14	Utah Tech (11/16/2024)
3 PT FG PERCENTAGE	.182 (4-22)	vs Tulane (N) (11/26/2024)
	.214 (3-14)	at Texas Tech (11/13/2024)
FREE THROWS MADE	7	at Utah St. (12/04/2024)
	10	at Texas Tech (11/13/2024)
FREE THROW ATTEMPTS	9	at Utah St. (12/04/2024)
	14	vs LMU (CA) (N) (11/27/2024)
FREE THROW PERCENTAGE	.500 (12-24)	Tennessee St. (11/10/2024)
	.556 (10-18)	at Texas Tech (11/13/2024)
REBOUNDS	27	at Utah St. (12/04/2024)
	29	at Texas Tech (11/13/2024)
ASSISTS	5	Southeastern La. (11/22/2024)
	5	at Texas Tech (11/13/2024)
STEALS	2	at South Dakota (12/10/2024)
	2	vs Tulane (N) (11/26/2024)
	2	Southeastern La. (11/22/2024)
BLOCKED SHOTS	0	at Texas Tech (11/13/2024)
	2	at South Dakota (12/10/2024)
	2	Tennessee St. (11/10/2024)
TURNOVERS	8	Concordia-St. Paul (11/04/2024)
	9	vs LMU (CA) (N) (11/27/2024)
FOULS	10	vs LMU (CA) (N) (11/27/2024)
	14	at Texas Tech (11/13/2024)

Opponent Game Lows

Opponent - Game Lows

POINTS	61	Southeastern La. (11/22/2024)
	63	vs Tulane (N) (11/26/2024)
	66	Tennessee St. (11/10/2024)
	69	Utah Tech (11/16/2024)
	70	at Utah St. (12/04/2024)
FIELD GOALS MADE	20	vs Tulane (N) (11/26/2024)
	21	Southeastern La. (11/22/2024)
	21	Utah Tech (11/16/2024)
FIELD GOAL ATTEMPTS	56	at Utah St. (12/04/2024)
	57	vs LMU (CA) (N) (11/27/2024)
FIELD GOAL PERCENTAGE	.333 (21-63)	Southeastern La. (11/22/2024)
	.339 (20-59)	vs Tulane (N) (11/26/2024)
3 PT FG MADE	2	Tennessee St. (11/10/2024)
	4	at South Dakota (12/10/2024)
	4	vs Tulane (N) (11/26/2024)
3 PT FG ATTEMPTS	16	Tennessee St. (11/10/2024)
	17	at Utah St. (12/04/2024)
3 PT FG PERCENTAGE	.125 (2-16)	Tennessee St. (11/10/2024)
	.200 (5-25)	Utah Tech (11/16/2024)
	.200 (4-20)	vs Tulane (N) (11/26/2024)
FREE THROWS MADE	8	at Texas Tech (11/13/2024)
	9	vs LMU (CA) (N) (11/27/2024)
FREE THROW ATTEMPTS	11	vs LMU (CA) (N) (11/27/2024)
	11	at Texas Tech (11/13/2024)
FREE THROW PERCENTAGE	.625 (20-32)	Tennessee St. (11/10/2024)
	.688 (11-16)	Southeastern La. (11/22/2024)
REBOUNDS	27	Utah Tech (11/16/2024)
	28	at South Dakota (12/10/2024)
ASSISTS	4	Utah Tech (11/16/2024)
	5	Tennessee St. (11/10/2024)
STEALS	2	Concordia-St. Paul (11/04/2024)
	4	at South Dakota (12/10/2024)
BLOCKED SHOTS	0	Utah Tech (11/16/2024)
	1	at South Dakota (12/10/2024)
	1	at Texas Tech (11/13/2024)
	1	Tennessee St. (11/10/2024)
	1	Concordia-St. Paul (11/04/2024)
TURNOVERS	6	vs Tulane (N) (11/26/2024)
	7	Southeastern La. (11/22/2024)
FOULS	12	vs LMU (CA) (N) (11/27/2024)
	13	at Utah St. (12/04/2024)

Wyoming Cowboys

Player Superlatives

Wyoming

Wyoming - Individual Game Highs

POINTS	25	Obi Agbim vs Concordia-St. Paul (11/04/2024)
	24	Obi Agbim vs Tennessee St. (11/10/2024)
	23	Obi Agbim vs LMU (CA) (N) (11/27/2024)
	19	Kobe Newton vs Utah Tech (11/16/2024)
	19	Scottie Ebube vs Concordia-St. Paul (11/04/2024)
FIELD GOALS MADE	10	Obi Agbim vs Tennessee St. (11/10/2024)
	9	Scottie Ebube vs Concordia-St. Paul (11/04/2024)
	9	Obi Agbim vs Concordia-St. Paul (11/04/2024)
FIELD GOAL ATTEMPTS	16	Obi Agbim vs Concordia-St. Paul (11/04/2024)
	15	Obi Agbim vs LMU (CA) (N) (11/27/2024)
FIELD GOAL PERCENTAGE (min 5 made)	.769 (10-13)	Obi Agbim vs Tennessee St. (11/10/2024)
	.750 (9-12)	Scottie Ebube vs Concordia-St. Paul (11/04/2024)
3 PT FG MADE	5	Kobe Newton at Utah St. (12/04/2024)
	4	Obi Agbim vs Tennessee St. (11/10/2024)
3 PT FG ATTEMPTS	10	Kobe Newton at Utah St. (12/04/2024)
	7	Obi Agbim vs Tulane (N) (11/26/2024)
	7	Obi Agbim vs Southeastern La. (11/22/2024)
3 PT FG PERCENTAGE (min 2 made)	1.000 (4-4)	Obi Agbim vs Tennessee St. (11/10/2024)
	.750 (3-4)	Dontaie Allen at Utah St. (12/04/2024)
	.750 (3-4)	Obi Agbim vs LMU (CA) (N) (11/27/2024)
	.750 (3-4)	Kobe Newton vs Tennessee St. (11/10/2024)
FREE THROWS MADE	6	Dontaie Allen at South Dakota (12/10/2024)
	6	A.J. Willis at South Dakota (12/10/2024)
	6	Obi Agbim vs Tulane (N) (11/26/2024)
FREE THROW ATTEMPTS	8	Obi Agbim vs Tulane (N) (11/26/2024)
	7	Dontaie Allen at South Dakota (12/10/2024)
	7	Scottie Ebube at South Dakota (12/10/2024)
	7	Cole Henry vs Tulane (N) (11/26/2024)
	7	Jordan Nesbitt vs Southeastern La. (11/22/2024)
	7	Obi Agbim vs Southeastern La. (11/22/2024)
FREE THROW PERCENTAGE (min 3 made)	1.000 (6-6)	A.J. Willis at South Dakota (12/10/2024)
	1.000 (5-5)	Kobe Newton at Texas Tech (11/13/2024)
	1.000 (4-4)	Obi Agbim at South Dakota (12/10/2024)
	1.000 (4-4)	Obi Agbim vs LMU (CA) (N) (11/27/2024)
	1.000 (4-4)	Oleg Kojenets vs Tulane (N) (11/26/2024)
	1.000 (4-4)	Obi Agbim vs Utah Tech (11/16/2024)
	1.000 (4-4)	Obi Agbim vs Concordia-St. Paul (11/04/2024)
	1.000 (3-3)	Touko Tainamo vs Utah Tech (11/16/2024)
REBOUNDS	16	Jordan Nesbitt vs Concordia-St. Paul (11/04/2024)
	15	Jordan Nesbitt vs Southeastern La. (11/22/2024)
ASSISTS	10	Obi Agbim at Utah St. (12/04/2024)
	6	Obi Agbim vs Concordia-St. Paul (11/04/2024)
STEALS	4	Jordan Nesbitt at Utah St. (12/04/2024)
	3	Abou Magassa at Texas Tech (11/13/2024)
BLOCKED SHOTS	2	Scottie Ebube at South Dakota (12/10/2024)
	2	Cole Henry at Utah St. (12/04/2024)
	2	Scottie Ebube at Utah St. (12/04/2024)
TURNOVERS	6	Jordan Nesbitt at Utah St. (12/04/2024)
	6	Obi Agbim at Texas Tech (11/13/2024)
	6	Kobe Newton at Texas Tech (11/13/2024)
FOULS	5	Abou Magassa vs Utah Tech (11/16/2024)
	5	Scottie Ebube vs Tennessee St. (11/10/2024)

Wyoming

Opponent - Individual Game Highs

POINTS	29	Jevon Porter vs LMU (CA) (N) (11/27/2024)
	25	Chase Forte at South Dakota (12/10/2024)
	24	JT Toppin at Texas Tech (11/13/2024)
	23	Ian Martinez at Utah St. (12/04/2024)
	20	Kam Burton vs Southeastern La. (11/22/2024)
	20	Antwan Kimmens vs Concordia-St. Paul (11/04/2024)
	20	Ben Kopetzki vs Concordia-St. Paul (11/04/2024)
FIELD GOALS MADE	11	Jevon Porter vs LMU (CA) (N) (11/27/2024)
	10	JT Toppin at Texas Tech (11/13/2024)
FIELD GOAL ATTEMPTS	18	Jevon Porter vs LMU (CA) (N) (11/27/2024)
	15	Ian Martinez at Utah St. (12/04/2024)
	15	Mason Falslev at Utah St. (12/04/2024)
	15	Noa Gonsalves vs Utah Tech (11/16/2024)
	15	JT Toppin at Texas Tech (11/13/2024)
FIELD GOAL PERCENTAGE (min 5 made)	.857 (6-7)	Chance McMillian at Texas Tech (11/13/2024)
	.800 (8-10)	Caleb Stone-Carrawell vs LMU (CA) (N) (11/27/2024)
3 PT FG MADE	6	Jevon Porter vs LMU (CA) (N) (11/27/2024)
	4	Kam Burton vs Southeastern La. (11/22/2024)
	4	Chance McMillian at Texas Tech (11/13/2024)
	4	Ben Kopetzki vs Concordia-St. Paul (11/04/2024)
3 PT FG ATTEMPTS	12	Jevon Porter vs LMU (CA) (N) (11/27/2024)
	8	Kam Williams vs Tulane (N) (11/26/2024)
	8	Marcus Skeete vs Concordia-St. Paul (11/04/2024)
3 PT FG PERCENTAGE (min 2 made)	1.000 (4-4)	Chance McMillian at Texas Tech (11/13/2024)
	1.000 (2-2)	Devan Cambridge at Texas Tech (11/13/2024)
FREE THROWS MADE	9	Chase Forte at South Dakota (12/10/2024)
	8	Ian Martinez at Utah St. (12/04/2024)
	8	Brandon Weston vs Tennessee St. (11/10/2024)
FREE THROW ATTEMPTS	14	Chase Forte at South Dakota (12/10/2024)
	10	Brandon Weston vs Tennessee St. (11/10/2024)
FREE THROW PERCENTAGE (min 3 made)	1.000 (8-8)	Ian Martinez at Utah St. (12/04/2024)
	1.000 (6-6)	Marcus Skeete vs Concordia-St. Paul (11/04/2024)
	1.000 (5-5)	Britton Berrett vs Utah Tech (11/16/2024)
	1.000 (4-4)	Will Johnston vs LMU (CA) (N) (11/27/2024)
	1.000 (4-4)	Brody Rowbury vs Southeastern La. (11/22/2024)
	1.000 (4-4)	Darrian Williams at Texas Tech (11/13/2024)
REBOUNDS	12	JT Toppin at Texas Tech (11/13/2024)
	11	Ahmir Langlais vs Tennessee St. (11/10/2024)
ASSISTS	5	Chase Forte at South Dakota (12/10/2024)
	5	Drake Allen at Utah St. (12/04/2024)
	5	Will Johnston vs LMU (CA) (N) (11/27/2024)
	5	Elijah Hawkins at Texas Tech (11/13/2024)
	5	Ben Kopetzki vs Concordia-St. Paul (11/04/2024)
STEALS	4	Kam Williams vs Tulane (N) (11/26/2024)
	4	Darrian Williams at Texas Tech (11/13/2024)
BLOCKED SHOTS	4	Percy Daniels vs Tulane (N) (11/26/2024)
TURNOVERS	4	Cade Meyer vs Concordia-St. Paul (11/04/2024)
	3	Mason Falslev at Utah St. (12/04/2024)
	3	Jevon Porter vs LMU (CA) (N) (11/27/2024)
	3	Darrian Williams at Texas Tech (11/13/2024)
	3	Josh Ogundele vs Tennessee St. (11/10/2024)
	3	Justus Jackson vs Tennessee St. (11/10/2024)
	3	Ben Kopetzki vs Concordia-St. Paul (11/04/2024)
	3	Chet Kloss vs Concordia-St. Paul (11/04/2024)

Opponents

Opponent - Individual Game Highs

FOULS	5	Ashton Smith at South Dakota (12/10/2024)
	5	Gregg Glenn III vs Tulane (N) (11/26/2024)
	5	Sam Hines, Jr. vs Southeastern La. (11/22/2024)
	5	Kyle Edison vs Southeastern La. (11/22/2024)
	5	Beon Riley vs Utah Tech (11/16/2024)

Opponents

Wyoming Cowboys

Cowboys in the NCAA National Stats

Team Stats

Assist/Turnover Ratio (355 ranked)	329	10	0.82	Gonzaga	2.17	Boise St.	1.58
Assists Per Game (355 ranked)	316	10	11.6	Utah	20.4	New Mexico	17.6
Bench Points per game (355 ranked)	65	3	28.22	Southern U.	44.78	Utah St.	30.33
Blocks Per Game (354 ranked)	218	9	3.0	UConn	7.1	San Diego St.	6.8
Effective FG pct (355 ranked)	222	8	0.507	Bradley	0.612	Nevada	0.567
Fastbreak Points (355 ranked)	330	10	5.89	UAB	21.80	Utah St.	18.44
Field Goal Percentage (355 ranked)	180	7	45.2	Tennessee	52.1	Nevada	49.4
Field Goal Percentage Defense (355 ranked)	138	5	42.0	Houston	34.9	San Diego St.	35.8
Fouls Per Game (355 ranked)	327	11	19.9	Creighton	10.7	Boise St.	14.4
Free Throw Attempts Per Game (355 ranked)	65	4	23.0	Winthrop	32.5	New Mexico	26.7
Free Throw Percentage (355 ranked)	298	9	66.2	Wisconsin	83.9	Boise St.	78.5
Free Throws Made Per Game (355 ranked)	106	6	15.2	Missouri	22.8	Boise St.	18.7
Rebound Margin (355 ranked)	20	2	9.0	BYU	13.7	Utah St.	10.6
Rebounds (Defensive) Per Game (355 ranked)	60	2	27.78	Illinois	33.00	Colorado St.	28.22
Rebounds (Offensive) Per Game (355 ranked)	37	3	13.78	Texas A&M	17.20	Utah St.	14.78
Rebounds Per Game (355 ranked)	24	1	41.56	Illinois	46.56	Wyoming	41.56
Scoring Defense (355 ranked)	248	9	73.9	UCLA	55.1	Utah St.	64.2
Scoring Margin (355 ranked)	243	8	0.6	Tennessee	25.2	Utah St.	23.3
Scoring Offense (355 ranked)	212	7	74.4	Kentucky	91.1	Utah St.	87.6
Steals Per Game (355 ranked)	336	11	4.8	UTEP	11.6	New Mexico	10.0
Three Point Attempts Per Game (355 ranked)	310	10	19.6	North Florida	37.7	Colorado St.	26.8
Three Point Percentage (355 ranked)	228	8	32.4	Bradley	45.3	Nevada	40.3
Three Point Percentage Defense (355 ranked)	41	1	28.6	Coastal Carolina	22.9	Wyoming	28.6
Three Pointers Per Game (355 ranked)	306	10	6.3	North Florida	13.9	Air Force	8.7
Turnover Margin (355 ranked)	342	11	-4.1	UC San Diego	8.6	New Mexico	5.1
Turnovers Forced Per Game (355 ranked)	328	10	10.00	UTEP	19.22	New Mexico	17.10
Turnovers Per Game (355 ranked)	307	11	14.1	Ole Miss	8.0	San Diego St.	9.9
Winning Percentage (351 ranked)	168	6	55.6	7 teams tied	100.0	Utah St.	100.0

Wyoming Cowboys

Cowboys in the NCAA National Stats

Indy Stats

Assist/Turnover Ratio (348 ranked)	Obi Agbim	308	12	1.52	Josh Hubbard, Mississippi St.	10.33	Jeffrey Mills, Air Force	4.63
Assists (336 ranked)	Obi Agbim	211	9	35	Ryan Nembhard, Gonzaga	96	Donovan Dent, New Mexico	75
Assists Per Game (347 ranked)	Obi Agbim	170	7	3.9	Ryan Nembhard, Gonzaga	10.7	Donovan Dent, New Mexico	7.5
Blocks (337 ranked)					Jayden Quaintance, Arizona St.	32	Magoon Gwath, San Diego St.	31
Blocks Per Game (332 ranked)	Scottie Ebube	236	11	1.00	Jayden Quaintance, Arizona St.	3.56	Magoon Gwath, San Diego St.	3.44
Double Doubles (213 ranked)	Jordan Nesbitt Obi Agbim	7 213	1 10	5 1	Oscar Cluff, South Dakota St. Maxime Raynaud, Stanford	8 8	Jordan Nesbitt, Wyoming	5
Field Goal Attempts (345 ranked)	Obi Agbim	252	8	111	Tariq Francis, NJIT	215	Josh Uduje, San Jose St.	137
Field Goal Percentage (341 ranked)	Obi Agbim	135	7	50.5	Ryan Kalkbrenner, Creighton	73.8	Tyson Degenhart, Boise St.	56.4
Field Goals (331 ranked)	Obi Agbim	163	6	56	Terrence Brown, FDU	98	Josh Uduje, San Jose St.	70
Free Throw Attempts (339 ranked)	Jordan Nesbitt	319	12	40	Ketron Shaw, UMES	109	Donovan Dent, New Mexico	76
Free Throw Percentage (350 ranked)	Obi Agbim	212	7	81.6	Khalif Battle, Gonzaga Bragi Gudmundsson, Campbell	100.0 100.0	Miles Byrd, San Diego St.	90.9
Free Throws (344 ranked)	Obi Agbim	286	11	31	John Tonje, Wisconsin	83	Ian Martinez, Utah St.	58
Minutes Per Game (350 ranked)	Obi Agbim	132	10	33:01	Bennett Stirtz, Drake	38:20	Ethan Taylor, Air Force	37:53
Points (340 ranked)	Obi Agbim	142	5	162	Anthony Roy, Green Bay	272	Donovan Dent, New Mexico Josh Uduje, San Jose St.	184 184
Points Per Game (349 ranked)	Obi Agbim	68	3	18.0	Anthony Roy, Green Bay	27.2	Ian Martinez, Utah St.	18.4
Rebounds (336 ranked)	Jordan Nesbitt	23	3	91	Jamichael Stillwell, Milwaukee	127	Nelly Joseph, New Mexico	100
Rebounds (Defensive) Per Game (346 ranked)	Jordan Nesbitt	6	2	7.78	Nique Clifford, Colorado St.	9.22	Nique Clifford, Colorado St.	9.22
Rebounds (Offensive) Per Game (307 ranked)	Jordan Nesbitt Abou Magassa	182 307	6 10	2.33 2.00	JT Toppin, Texas Tech	4.57	Elijah Price, Fresno St.	3.40
Rebounds Per Game (350 ranked)	Jordan Nesbitt	14	2	10.1	Ian Schieffelin, Clemson	12.6	Nique Clifford, Colorado St.	10.7
Steals (306 ranked)					Kellen Tynes, Maine	38	Tru Washington, New Mexico	23
Steals Per Game (342 ranked)					Hayden Gray, UC San Diego	3.70	Zaon Collins, Fresno St.	2.63
Three Point Attempts (331 ranked)					Anthony Roy, Green Bay	105	Ethan Taylor, Air Force	86
Three Point Percentage (150 ranked)					Ahamad Bynum, UTEP	65.7	Ethan Taylor, Air Force	43.0
Three Pointers Per Game (290 ranked)	Obi Agbim	251	7	2.11	Anthony Roy, Green Bay	4.70	Ethan Taylor, Air Force	3.70
Total 3-point FGM (315 ranked)	Obi Agbim	315	5	19	Anthony Roy, Green Bay	47	Ethan Taylor, Air Force	37
Triple Doubles (2 ranked)					Sean Smith, Western Ill.	2		

Wyoming Cowboys

Last Time an Individual

Cowboy Scored 30 Points	36 by Maldonado vs. New Mexico, 3/8/23
Opponent Scored 30 Points	32 by Kellan Boylan, AFA, 1/30//24
Cowboy Scored 40 Points	41 by Jay Straight vs. CSU, 2/26/05
Opponent Scored 40 Points	43 by Ruben Douglas UNM, 2/15/03
Cowboy Made Seven 3FG	11 by D. Jeffries vs. Hastings, 11/26/21
Opponent Made Seven 3FG	9 by Kellan Boylan, AFA, 1/30/24
Cowboy Made 15 FT	16 by Jason McManamen vs. Pacific, 11/22/16
Opponent Made 15 FT	17 by Deshon Taylor, Fresno State, 2/8/17
Cowboy Had 15 Rebounds	16 by Jordan Nesbitt vs. CSP, 11/4/24
Opponent Had 15 Rebounds	15 by Dan Aikin, Utah State. 1/10/23
Cowboy Had 20 Rebounds	20 by Justin James, vs. Evansville, 11/28/18
Opponent Had 20 Rebounds	20 by Carlton Bragg, UNM, 3/6/19
Cowboy Had 10 Assists	10 by Obi Agbim, 12/4/24
Opponent Had 10 Assists	12 by Isaiah Stevens, Colo. St., 2/24/23
Cowboy had 15 Assists	15 by Jay Straight vs. Winthrop, 12/20/03
Opponent had 15 Assists	15 by Matt Montague BYU, 2/2/02
Cowboy Blocked Five Shots	5 by Oleg Kojenets, Cal Poly, 11/11/23
Opponent Blocked Five Shots	5 by Neemis Queta, Utah St., 3/4/21
Cowboy Had Five Steals	7 by Marcus Williams, vs. SJSU, 3/10/21
Opponent Had Five Steals	6 by Jonah Mathews, vs. USC, 12/23/16
Cowboy Had a Double-Double	Obi Agbim, at Utah State 12/4/24 (17 points , 10 Assists)
Opponent Had a Double-Double	J.T. Toppin, Texas Tech (24 points , 12 Rebounds)
Two Pokes Had a Double-Double	Maldonado/Thompson vs. Nevada, 2/27/23
Three Pokes Had a Double-Double	Alan Herndon vs. Drake, 12/2/17 (32 points and 10 rebounds) Hayden Dalton vs. Drake, 12/2/17 (17 points and 14 rebounds) Justin James vs. Drake, 12/2/17 (24 points and 12 rebounds)
Two Cowboys Scored 25 Points Each	28 points by Jeremiah Oden, vs. Nevada, 2/27/23 25 points by Hunter Maldonado vs. Nevada, 2/27/23
Four Cowboys Scored 20 Points Each	20 points by Turk Boyd vs. Loyola Marymount, 3/17/86 20 points by Les Bolden vs. Loyola Marymount, 3/17/86 24 points by Fennis Dembo vs. Loyola Marymount, 3/17/86 20 points by Eric Leckner vs. Loyola Marymount, 3/17/86
Three Cowboys Scored 20 Points Each	25 points by Brendan Wenzel at Air Force, 1/30/24 22 points by mason Walters at Air Force, 1/30/24 20 points by Akuel Kot at Air Force, 1/30/24
Two Cowboys Scored 20 Points Each	21 by Sam Griffin vs. SJSU, 2/17/24 20 by Akuel Kot, vs. SJSU, 2/17/24
At Least Five Cowboys Scored in Double Figures	25 by Obi Agbim vs. CSP, 11/4/24 19 by Scottie Ebube vs. CSP, 11/4/24 12 by Cole Henry vs. CSP, 11/4/24 11 by Jordan Nesbitt vs. CSP, 11/4/24 11 by Kobe Newton vs. CSP, 11/4/24
Triple-Doubles by a Cowboy	Hunter Maldonado vs. SDSU, 2/28/22 (13pts, 11 rbs and 11 assts) Justin Williams vs. Utah, 3/10/06, (10 pts, 15 rbs and 12 blks) Theo Ratliff vs. San Diego St., 1/2/95, (20 pts, 12 rbs and 11 blks)
Largest Margin of Victory in the AA by Wyoming	53 vs. Tennessee St. 109-56, 12/17/03

Last Time a Team

Wyoming Scored 100 Points	108 vs. CSP, 11/4/24
Opponent Scored 100 Points	119 by New Mexico, 2/20/18
Wyoming Scored Less Than 50 Points	49 at Texas Tech, 11/13/24
Opponent Scored Less Than 50 Points	47 by Fresno State, 3/9/24
Wyoming Scored Less Than 40 Points	32 at South Carolina, 11/10/19
Opponent Scored Less Than 40 Points	35 by Regis, 12/7/14
Wyoming Shot 60% From the Field	62.1 vs. NNMC, 11/7/23
Opponent Shot 60% From the Field	63.9 at Texas Tech, 11/13/24
Wyoming Shot less than 30%	23.1 at South Carolina, 11/10/19
Opponent Shot less than 30%	28.6 by Fresno State, 3/9/24
Wyoming Made 15 3-Point Baskets	28 v. Hastings College, 11/26/21
Opponent Made 15 3-Point Baskets	17 vs. Air Force, 12/4/19
Wyoming Made No 3-Point Baskets	vs. Denver, 11/25/09
Opponent Made No 3-Point Baskets	by Fresno State, 1/16/13
Wyoming Made 30 Free Throws	34 vs. Nevada, 1/24/18
Opponent Made 30 Free Throws	30 by Nevada, 1/24/21
Wyoming Made 20 Free Throws	25 at South Dakota, 12/10/24
Opponent Made 20 Free Throws	24 by South Dakota, 12/10/24
Wyoming Made 90% of Free Throws	95% (18-19) vs Air Force, 3/5/24
Opponent Made 90% of Free Throws	100% by Weber State, 12/16/23
Wyoming Attempted 40 Free Throws	43 vs. TAMC, 12/6/22
Opponent Attempted 40 Free Throws	40 by Utah State, 3/6/20
Wyoming Attempted 30 Free Throws	33 at South Dakota, 12/10/24
Opponent Attempted 30 Free Throws	34 by South Dakota, 12/10/24
Wyoming Had 50 Rebounds	50 vs. Utah Tech, 11/16/23
Opponent Had 50 Rebounds	51 by New Mexico, 2/6/24
Wyoming Had 40 Rebounds	44 at South Dakota, 12/10/24
Opponent Had 40 Rebounds	40 by Tennessee State, 11/10/24
Wyoming Had 20 Offensive Rebounds	21 vs. CSP, 11/4/24
Wyoming Had +20 Rebound Margin	+23 vs. Utah Tech, 11/16/23
Opponent Had +20 Rebound Margin	+24 by Boise State, 2/24/24
Wyoming Had +10 Rebound Margin	+16 at South Dakota, 12/10/24
Opponent Had +10 Rebound Margin	+12 by UNLV, 2/27/24
Wyoming Had 20 Assists	22 vs. NNMC, 11/7/23
An Opponent Had 20 Assists	21 at Texas Tech, 11/13/24
Wyoming Had less than 10 Assists	8 vs. LMU, 11/26/24
Opponent had less than 10 Assists	7 by South Dakota, 12/10/24
Wyoming Committed 20 Turnovers	25 at Texas Tech, 11/13/24
Opponent Committed 20 Turnovers	20 by SFA, 12/9/23
Opponent Committed 30 Turnovers	31 by Alcorn St., 12/21/98
Wyoming Had less than 5 Turnovers	5 vs. SJSU, 1/2/24
Wyoming Blocked 10 Shots	10 vs. South Dakota, 12/20/09
Wyoming Had 15 Steals	15 vs. Western St., 11/12/11
Wyoming Had 20 Steals	21 by Peru St., 11/18/09
Wyoming Beat a Top-25 Team	#24/23 Colorado St., 76-73 Ot, 1/27/24
Wyoming Beat a Top-25 Team (Home)	#24/23 Colorado St., 76-73 Ot, 1/27/24
Wyoming Beat a Top-25 Team (Road)	#18 BYU, 56-53, 1/18/80
Wyoming Beat a Top-25 Team (Neutral)	#RV/25 San Diego St., 3/14/15

Wyoming Cowboys

Game 5: Wyoming 64 Southeastern La. 61



Official Basketball Box Score - Final
Southeastern La. at Wyoming
11/20/24 Arena Auditorium, Laramie
2024-25 Men's Basketball

Game Time: 6:30 PM
Game Duration: 2:12
Attendance: 3,761

Officials: Larry Scottis, Crystal Hogan, Daryl Gelles

Southeastern La. - 61

Record: 2-3

NO. Name		Min	FG	3P	FT	Rebounds	Fouls	TP	AS	TO	ST	Blocks	+/-
1	Jeremy Elzye	F	27:17	3-7	1-3	1-2	0 3 3	3 2	8	0	1	0	2 0 -13
15	Brody Rowbury	F	23:40	1-4	1-2	4-4	1 1 2	4 4	7	0	1	0	0 0 5
42	Thomas Tul	F	16:47	1-7	0-1	0-0	0 1 1	1 0	2	0	0	1	0 0 -3
5	Jakevion Buckley	G	20:28	4-11	0-2	1-2	0 2 2	4 1	9	4	1	3	0 1 4
20	Sam Hines, Jr.	G	22:28	4-14	1-4	2-4	1 7 8	5 3	11	0	0	2	1 3 3
4	C.J. Booker		23:26	0-4	0-0	0-0	0 0 0	1 2	0	3	0	1	0 0 2
3	Kyle Edison		12:21	0-0	0-0	1-2	0 0 2	5 2	1	0	2	1	0 0 -10
9	Clarke Paez		14:00	0-6	0-2	0-0	2 1 3	1 0	0	4	0	1	0 0 -8
0	Kam Burton		22:37	7-9	4-6	2-2	0 5 5	2 2	20	0	0	3	0 0 8
33	Max Brackmann		05:10	1-1	1-1	0-0	0 0 0	2 0	3	0	1	0	0 0 -7
21	Ryan Elzy		01:09	0-0	0-0	0-0	0 0 0	0 0	0	0	0	0	0 0 3
22	Asher Boney		00:37	0-0	0-0	0-0	0 0 0	0 0	0	0	0	0	0 0 0
Team						2 2 4	0	0	1				
Totals			21-63	9-25	11-16	8 22	30 28	16	51	11	7	10	4 5 -3

Technical Fouls: NONE

Shooting By Period
1 st FG% 9-33 27.3%
2 nd FG% 12-30 40.0%
3 rd FG% 3-10 30.0%
4 th FG% 2-6 33.3%
5 th FG% 1-1 100%
GM FG% 21-63 33.3%
FT% 11-16 68.8%
Dead Ball Rebounds: 4.9

Wyoming - 64

Record: 4-1

NO. Name	Min	FG	3P	FT	Reb	Fouls	TP	AS	TO	ST	Blocks	+/-
					OR	DR	PF					
15 Oleg Kojenets	F 21:39	3-5	0-0	1-2	2 6 8	0 1	7	0	1	1	1	-10
25 Touko Tainamo	F 27:07	4-11	0-3	0-2	3 5 8	0 4	8	2	2	0	1	6
5 Obi Agbim	G 34:31	2-9	2-7	5-7	0 0 0	2 6	11	1	3	0	0	0
11 Dontae Allen	F 28:19	1-7	0-4	2-3	2 4 6	2 4	4	0	1	1	0	-12
16 Jordan Nesbitt	G 37:51	5-13	1-5	2-7	2 13 15	3 6	13	1	4	1	0	2
3 A.J. Willis	24:27	3-6	2-3	1-2	0 0 0	2 2	9	1	3	1	0	1
9 Abou Magassa	21:01	2-2	0-0	5-6	4 3 7	3 9	0	0	0	0	1	2
12 Scottie Ebube	05:05	0-1	0-0	3-4	2 2 4	4 2	3	0	2	0	1	3
Team					2 2 4	0	0	0				
Totals	20-54	5-22	19-33	17 35	52 16	28	64	5	16	2	5 4	3

Technical Fouls: NONE

Shooting By Period
1 st FG% 12-27 44.4%
2 nd FG% 8-16 50%
3 rd FG% 8-27 29.6%
4 th FG% 1-9 11.1%
5 th FG% 11-17 64.7%
GM FG% 20-54 37.0%
FT% 17-33 51.5%
Dead Ball Rebounds: 9.0

	SLU	WYO
Biggest lead	3 (2 nd 11:33)	13 (1 st 9:05)
Best Scoring Run	8 (2 nd 18:32)	9 (1 st 11:23)
Lead Changes	4	1
Times Tied	4	0
Time with Lead	05:02	30:53
Points from Turnovers	SLU	WYO
1st	16	8
2nd	14	28
3rd	6	14
4th	5	14
5th	6	14
6th	5	14
7th	6	14
8th	5	14
9th	6	14
10th	5	14
11th	6	14
12th	5	14
13th	6	14
14th	5	14
15th	6	14
16th	5	14
17th	6	14
18th	5	14
19th	6	14
20th	5	14
21st	6	14
22nd	5	14
23rd	6	14
24th	5	14
25th	6	14
26th	5	14
27th	6	14
28th	5	14
29th	6	14
30th	5	14
31st	6	14
32nd	5	14
33rd	6	14
34th	5	14
35th	6	14
36th	5	14
37th	6	14
38th	5	14
39th	6	14
40th	5	14
41st	6	14
42nd	5	14
43rd	6	14
44th	5	14
45th	6	14
46th	5	14
47th	6	14
48th	5	14
49th	6	14
50th	5	14
51st	6	14
52nd	5	14
53rd	6	14
54th	5	14
55th	6	14
56th	5	14
57th	6	14
58th	5	14
59th	6	14
60th	5	14
61st	6	14
62nd	5	14
63rd	6	14
64th	5	14
65th	6	14
66th	5	14
67th	6	14
68th	5	14
69th	6	14
70th	5	14
71st	6	14
72nd	5	14
73rd	6	14
74th	5	14
75th	6	14
76th	5	14
77th	6	14
78th	5	14
79th	6	14
80th	5	14
81st	6	14
82nd	5	14
83rd	6	14
84th	5	14
85th	6	14
86th	5	14
87th	6	14
88th	5	14
89th	6	14
90th	5	14
91st	6	14
92nd	5	14
93rd	6	14
94th	5	14
95th	6	14
96th	5	14
97th	6	14
98th	5	14
99th	6	14
100th	5	14

Game 7: Wyoming 70 LMU 73



Official Basketball Box Score - Final
Hard Rock at LMU (CA)
11/27/24 Dee Glen Smith Spectrum, Logan
2024-25 Men's Basketball

Game Time: 8:30 PM
Game Duration: 1:55
Attendance: 853

Officials: Bill Ek, John Floyd, Steve McJunkins

Wyoming - 70

Record: 5-2

NO. Name	Min	FG	3P	FT	Rebounds	Fouls	TP	AS	TO	ST	Blocks	+/-
8 Cole Henry	19:45	5-8	0-0	2-2	1 2 3	0 3	12	0	1 1	0 0	0 3	
9 Abou Magassa	21:33	1-2	0-0	0-0	3 2 5	2 1	2	0	0 1	0 0	0 0	-4
2 Kobe Newton	34:59	4-10	1-6	0-0	0 3 3	1 0	9	2	0 0	0 0	0 0	6
5 Obi Agbim	37:50	8-15	3-4	4-4	1 3 4	3 2	23	5	4 0	0 0	0 1	-1
16 Jordan Nesbitt	35:38	2-10	1-2	5-6	2 8 0	3 0	10	0	1 1	0 2	0 3	
3 A.J. Willis	06:32	0-1	0-0	0-0	0 0 0	0 0	0	0	1 0	0 1	0 1	-8
15 Oleg Kojenets	02:10	0-0	0-0	0-0	0 0 0	0 0	0	0	0 0	0 0	0 0	-2
25 Touko Tainamo	23:48	4-13	0-3	0-1	1 3 4	1 1	8	1	0 1	0 2	0 0	-5
11 Dontae Allen	05:01	0-1	0-1	0-0	0 2 0	0 0	0	0	0 0	1 0	0 0	-9
12 Scottie Ebube	12:44	3-3	0-0	1-1	2 1 3	3 2	6	0	2 0	1 0	0 8	
Team					2 1 3	0	0	0				
Totals		27-63	5-16	11-14	12 25 37	10 12	70	8	9 4	3 6	3 3	

Technical Fouls: NONE

Shooting By Period
1 st FG% 10-33 30.3%
2 nd FG% 13-30 43.3%
3 rd FG% 5-6 83.3%
4 th FG% 17-30 56.7%
5 th FG% 3-6 50.0%
6 th FG% 1-2 50.0%
GM FG% 27-63 42.9%
FT% 12-14 85.7%
Dead Ball Rebounds: 1.0

LMU (CA) - 73

Record: 3-3

NO. Name	Min	FG	3P	FT	Rebounds	Fouls	TP	AS	TO	ST	Blocks	+/-
14 Jevon Porter	F 33:50	11-18	6-12	1-2	0 7 7	3 5	29	1	3	0	4 1	1
16 Aaron McBride	F 23:12	3-3	0-0	0-0	1 6 7	3 0	6	1	1	1	1 0	8
23 Alex Merkuladze	F 24:26	1-5	0-4	2-2	1 3 4	1 1	4	2	0	0	0 0	-17
4 Will Johnston	G 28:49	3-9	1-5	4-4	0 1 1	1 2	11	5	2	2	0 0	-6
25 Caleb Stone-Carravell	G 31:50	8-10	1-1	0-1	1 2 3	1 1	17	1	2	0	0 0	1
5 Myron Avey Jr.	G 22:10	1-5	0-2	2-2	0 3 3	0 1	4	0	0	0	0 0	11
7 Jan Vide	14:47	1-6	0-1	0-0	0 1 1	2 0	1	0	1	0	1 0	12
21 Matar Diop	13:32	0-1	0-0	0-0	0 2 2	1 0	1	0	1	0	1 0	-1
10 Lamar Lewis	07:14	0-0	0-0	0-0	1 1 2	0 0	0	0	0	0	0 0	0
Team					2 0 2		0	0	0	0		
Totals		28-57	8-25	9-11	6 26	32	12	10	73	14	10	8 6 3 3

Technical Fouls: NONE

Shooting By Period
1 st FG% 16-30 53.3%
2 nd FG% 6-13 46.2%
3 rd FG% 12-27 44.4%
4 th FG% 3-7 42.9%
5 th FG% 5-16 31.3%
6 th FG% 1-11 9.1%
GM FG% 29-57 50.7%
FT% 9-11 81.8%
Dead Ball Rebounds: 0.0

	WYO	LMU
Biggest lead	10 (2 nd 5:47)	16 (1 st 5:22)
Best Scoring Run	8 (2 nd 15:37)	10 (2 nd 3:19)
Lead Changes	7	3
Times Tied	3	0
Time with Lead	12:13	26:37
Points from Turnovers	WYO	LMU
1st	12	10
2nd	34	34
3rd	8	9
4th	3	18
5th	14	6
Period by Period Scoring	WYO	LMU
1st	27	43
2nd	43	70
3rd	40	33
4th	73	73

Game 6: Wyoming 64 Tulane 63



Official Basketball Box Score - Final
Wyoming at Tulane
11/20/24 Hard Rock Cancun, Cancun
2024-25 Men's Basketball

Game Time: 6:00 PM
Game Duration: 2:14
Attendance: 3,761

Officials: Bill Ek, John Floyd, Lewis Garrison

Wyoming - 64

Record: 5-1

NO.	Name	Min	FG	3P	FT	Rebounds	Fouls	TP	AS	TO	ST	Blocks	+/-
8	Cole Henry	22:23	3-3	0-0	4-7	0 4 4	3 4	10	2	1 0	1 0	10	
9	Abou Magassa	19:20	2-3	0-0	0-3	1 6 7	2 3	4	0	1 0	0 0	3	
2	Kobe Newton	G:25:38	1-6	0-5	0-0	0 1 1	1 3	1	2	1 0	0 0	-11	
3	A.J. Willis	G:23:12	0-0	0-0	0-0	0 2 2	2 0	0	2	2 0	1 0	12	
5	Obi Agbim	32:46	5-14	2-7	6-8	0 4 4	0 4	18	1	1 1	0 3	-5	
16	Jordan Nesbitt	32:43	4-11	0-3	2-2	4 9 13	3 3	10	3	3 0	0 1	-1	
25	Touko Tainamo	21:11	5-8	1-1	2-2	3 5 1	4 13	0	2	0 1	1 0	0	
11	Dontae Allen	16:32	1-7	1-6	0-0	0 1 1	2 3	0	1	1 0	1 2	-3	
15	Oleg Kojenets	06:16	0-1	0-0	4-4	0 1 1	2 2	4	0	0 1	0 0	0	
Team						4 2 6	0	0	0				
Totals			21-53	4-22	18-26	11 33 44	18 23 64	9	11	2	4	7	1

Technical Fouls: NONE

Shooting By Period
1 st FG% 11-26 42.3%
2 nd FG% 9-12 75%
3 rd FG% 10-27 37.0%
4 th FG% 1-9 11.1%
5 th FG% 21-53 39.6%
6 th FG% 4-22 18.2%
GM FG% 18-26 69.2%
FT% 11-16 68.8%
Dead Ball Rebounds: 3.0

Tulane - 63

Record: 4-3

Wyoming Cowboys

Game 9: Wyoming 81 South Dakota 82



Official Basketball Box Score - Final
Wyoming at South Dakota
12/10/24 Sanford Coyote Sports Center, Vermillion, S.D.
2024-25 Men's Basketball

Game Time: 7:00 PM
Game Duration: 2:08
Attendance: 1,838

Officials: Verne Harris, Chad Barlow, Tony Meeks

Wyoming - 81

Record: 5-4

NO.	Name	Min	FG		3P		FT		Rebounds		Fouls		TP	AS	TO	ST	Blocks		+/-
			M-A	M-A	M-A	M-A	M-A	M-A	OR	DR	TOT	PF	FD				BS	BA	
8	Cole Henry	F 15:14	1-3	0-0	2-3	2	2	4	2	3	4	0	5	0	0	0	0	0	-2
25	Touko Tainamo	F 15:01	2-5	0-0	0-2	2	4	6	1	1	4	2	0	0	0	0	1	-7	
2	Kobe Newton	G 29:14	3-7	2-6	2-2	0	2	2	4	1	10	0	1	0	0	0	0	2	
5	Obi Agbini	G 38:11	5-12	3-6	4-4	2	4	6	3	3	17	4	3	1	0	0	0	-3	
16	Jordan Nesbitt	G 14:13	2-5	1-3	2-2	0	5	5	4	3	7	1	1	0	0	0	5		
3	A.J. Wills	28:07	4-7	2-4	6-6	1	1	2	2	4	16	1	2	1	0	0	1		
9	Abou Magassa	11:44	2-2	0-0	0-0	2	2	4	3	0	4	0	0	0	0	0	-3		
11	Dontale Allen	23:02	2-8	0-4	6-7	2	3	5	1	4	10	1	3	0	0	0	0		
15	Oling Kojanets	08:51	1-2	0-0	0-0	0	2	2	1	1	2	0	0	0	0	0	0	-5	
12	Scottie Ebube	15:23	2-5	0-0	3-7	3	2	5	3	6	7	1	3	0	2	0	7		
Team						2	1	3			0		1						
Totals			24-56	8-23	25-33	16	28	44	24	26	81	10	19	2	2	1	-1		

Technical Fouls: NONE

Shooting By Period			
1 st	FG%	14-31	45.2%
	3PT%	4-11	36.4%
	FT%	5-8	62.5%
2 nd	FG%	10-25	40.0%
	3PT%	4-12	33.3%
	FT%	20-25	80%
GM	FG%	24-56	42.9%
	3PT%	8-23	34.8%
	FT%	25-33	75.8%

Dead Ball Rebounds: 3, 2

South Dakota - 82

Record: 8-4

NO.	Name	Min	FG		3P		FT		Rebounds		Fouls		TP	AS	TO	ST	Blocks		+/-
			M-A	M-A	M-A	M-A	M-A	M-A	OR	DR	TOT	PF	FD				BS	BA	
54	Cameron Fens	C 21:43	3-7	0-0	2-4	3	4	7	4	3	8	0	2	0	0	0	0	-4	
1	Kaleb Stewart	G 28:04	7-12	1-4	2-2	0	2	2	1	1	17	1	2	2	0	1	-6		
3	Max Burchill	G 17:34	0-2	0-1	0-0	0	0	0	3	0	0	0	0	0	1	0	5		
9	Chase Forte	G 24:54	8-14	0-2	9-14	2	3	5	4	9	25	5	2	1	1	1	-1		
23	Paul Bruns	G 28:16	1-6	1-5	2-2	0	2	2	4	1	5	0	0	0	0	0	-4		
2	Shay Ebenwein	09:06	0-0	0-0	0-0	0	0	0	0	1	2	0	1	1	0	0	4		
11	Quandre Bullock	27:00	3-9	2-5	6-8	0	2	2	2	5	14	0	2	0	0	0	2		
12	Isaac Bruns	16:10	2-6	0-2	2-2	0	1	1	2	2	6	0	1	0	0	0	7		
21	Jake Brack	05:03	0-0	0-0	0-0	0	2	2	0	0	0	0	0	0	0	0	0		
32	Ashton Smith	15:03	3-3	0-0	1-2	3	3	6	5	1	7	0	0	0	0	0	4		
15	Jevon Hill	03:30	0-0	0-0	0-0	0	0	0	0	0	0	0	0	0	0	0	-2		
0	Mayuom Buom	02:38	0-1	0-0	0-0	0	0	0	0	0	0	0	0	0	0	0	0		
Team						1	0	1			0		0						
Totals			27-60	4-19	24-34	9	19	28	26	24	82	7	10	4	1	2	1		

Technical Fouls: NONE

	WYO	USD
Biggest lead	2 (1 st 10:30)	8 (2 nd 11:27)
Best Scoring Run	6 (1 st 14:45)	9 (2 nd 13:41)
Lead Changes	14	
Times Tied	11	
Time with Lead	04:59	29:55

Points from	WYO	USD
Turnovers	12	17
Paint	30	42
Second Chance	18	11
Fast Breaks	6	7
Bench	39	27

Period by Period Scoring			
	1st	2nd	TOT
WYO	37	44	81
USD	37	45	82

Game 10: Wyoming at BYU

Game 11: Wyoming vs. Bellarmine

Game 12: Wyoming at CSU Fullerton