




Tradition & Records

COWGIRL BASKETBALL



Amy Burnett

Points

1. 37 Amy Burnett vs. UTEP, 2/25/95
2. 36 Ashley Elliott vs. So. Utah, 11/28/03
- 36 Christine Fairless vs. N'western, 1/3/87
4. 34 Carrie Bacon vs. UNLV, 3/4/00
5. 33 Carrie Bacon vs. Idaho St., 11/20/99
Amy Burnett vs. Utah, 2/9/95
Christine Fairless vs. SW Texas, 1/9/89
Michele Hoppes vs. No. Colo., 1/17/87
Christine Fairless vs. USI, 12/20/87
Michele Hoppes vs. N. Mexico, 2/28/87

Field Goals

1. 17 Christine Fairless vs. NW State, 1/3/87
2. 16 Christine Fairless vs. SW Texas, 1/9/89
3. 15 Michele Hoppes vs. N. Mexico, 2/28/87
Lori Kline vs. Colorado State, 1/17/81
5. 14 Christine Fairless vs. BYU, 3/7/87
6. 13 Ashley Elliott vs. S. Utah, 11/28/03
- 13 Carrie Bacon vs. Penn, 12/1/99

Field Goals Attempted

1. 30 Yvonne Black vs. NMSU, 1/31/75
2. 28 Christine Fairless vs. Creigh., 2/16/89
Christine Fairless vs. N. Colo., 1/12/88
4. 27 Ashley Elliott vs. UNLV, 2/19/04
Christine Fairless vs. SW Texas, 1/9/89
Christine Fairless vs. UTEP, 1/22/88
7. 26 Ashley Elliott vs. S. Utah, 11/28/03
- 26 Carrie Bacon vs. Penn, 12/1/99

Free Throws

1. 17 Hanna Zavec vs. Kansas State, 3/28/07
2. 16 Amy Burnett vs. Metro State, 11/25/94
3. 15 Hanna Zavec vs. Nevada, 11/25/06
Carrie Bacon vs. Idaho State, 11/20/99
5. 14 Amy Burnett vs. TCU, 12/9/93
Amy Burnett vs. Utah, 1/20/94
7. 13 Hanna Zavec vs. Utah State, 12/19/05
Ashley Elliott vs. BYU, 2/12/05
Carrie Bacon vs. TAMCC, 1/8/00
Amy Burnett vs. TCU, 12/31/93
Amy Burnett vs. S. Utah, 11/27/93
Sara St. Clair vs. Nevada, 1/5/80

Free Throws Attempted

1. 24 Hanna Zavec vs. Kansas State, 3/28/07
2. 19 Hanna Zavec vs. Nevada, 11/25/06
Carrie Bacon vs. Idaho State, 11/20/00
4. 18 Amy Burnett vs. Metro State, 11/25/94
5. 17 Amy Burnett vs. Utah, 1/20/94
6. 16 Rosann Wisroth vs. E. Mont., 1/6/78
7. 15 Hanna Zavec vs. Utah State, 12/19/05
Carrie Bacon vs. Nevada, 12/1/01
Carrie Bacon vs. Tulsa, 2/4/99
Amy Burnett vs. TCU, 1/3/94
Sara St. Clair vs. Nevada-Reno, 1/5/80
12. 14 Dominique Sisk vs. San Diego St. 2/20/08
Hanna Zavec vs. Saint Louis, 11/18/07
Hanna Zavec vs. Colo. St., 1/25/06
Ashley Elliott vs. SDSU, 1/22/04

Rebounds

1. 23 Julie Jorgensen vs. CSU, 2/25/78
Julie Jorgensen vs. Weber St., 2/18/78
3. 22 Yvonne Black vs. Utah, 2/7/75
4. 21 Michele Hoppes vs. CSU, 3/1/86
Michele Hoppes vs. Utah, 2/16/86
Dale Ann Meeker vs. UTEP, 1/14/77

Assists

1. 18 Lisa Daniels vs. N. Colorado, 1/17/87
2. 15 Lisa Daniels vs. Portland State, 1/8/88
3. 14 Val Harrison vs. UTEP, 2/8/92
Lisa Daniels vs. Nevada-Reno, 3/3/87
Jenny Przekwas vs. Utah, 2/16/85

Blocked Shots

1. 9 Lori Kline vs. Northern Arizona, 2/2/79
Lori Kline vs. Saskatchewan, 12/5/80
Lori Kline vs. Adams State, 12/13/81
4. 8 Lori Kline vs. Brigham Young, 1/22/83
5. 7 Hanna Zavec vs. BYU, 1/13/05
Lori Kline vs. Pepperdine, 11/26/82

Steals

1. 9 Christy Bacon, Quinnipiac, 11/27/99
2. 8 Ashley Elliott vs. Ohio, 12/14/04
Erin Hicks vs. UCCS, 11/21/04
Carly Stucky vs. Chadron St., 11/18/00
5. 7 Jodi Bolerjack vs. Sac State, 11/19/05
Erin Hicks vs. No. Colorado, 12/20/04
Shelby Hoffman vs. UNLV, 2/27/99
Elsa Gonzales vs. Biola, 11/24/83
Kelly Cardona vs. Neb. Wstrn., 1/4/80
Cindy Bower vs. Arizona, 2/9/79
11. 6 Ashley Elliott vs. UTPA, 12/6/04
Brenda Pickup vs. MSUB, 12/13/03
Brenda Pickup vs. CSU, 2/28/03
Brenda Pickup vs. Air Force, 2/22/03
Ashley Elliott vs. Chicago St., 2/19/02
Carly Stucky vs. Air Force, 1/29/00
Laura Pejasa vs. Metro State, 11/26/93

Single Season

Points

1. 614 Amy Burnett, 1994-95 (27 games)
2. 568 Amy Burnett, 1993-94 (27 games)
3. 566 Michele Hoppes, 1986-87 (27 games)
4. 551 Christine Fairless, 1988-89 (32 games)
5. 523 Christine Fairless, 1987-88 (27 games)
6. 495 Carrie Bacon, 1999-00 (28 games)
7. 489 Ashley Elliott, 2003-04 (29 games)
8. 488 Christine Fairless, 1986-87 (25 games)
- 488 Hanna Zavec, 2006-07 (35 games)
10. 479 Lori Kline, 1980-81 (30 games)
11. 478 Ashley Elliott, 2004-05 (28 games)

12. 476 Courtney Stapp, 1987-98 (27 games)
13. 466 Michele Hoppes, 1984-85 (28 games)

Points Per Game

1. 22.7 Amy Burnett, 1994-95
2. 21.0 Amy Burnett, 1993-94
Michele Hoppes, 1986-87
4. 19.5 Christine Fairless, 1988-87
5. 19.4 Christine Fairless, 1987-88
6. 19.2 Yvonne Black, 1974-75
7. 17.8 Christine Fairless, 1988-89
8. 17.6 Courtney Stapp, 1997-98
9. 17.1 Ashley Elliott, 2004-05
17.1 Carrie Bacon, 1999-00
11. 16.9 Ashley Elliott, 2003-04
12. 16.6 Michele Hoppes, 1984-85

Field Goals

1. 243 Christine Fairless, 1987-88 (492 FGA)
2. 239 Christine Fairless, 1988-89 (488 FGA)
3. 236 Michele Hoppes, 1986-87 (499 FGA)
4. 221 Christine Fairless, 1986-87 (373 FGA)
5. 202 Lori Kline, 1980-81 (460 FGA)
6. 195 Amy Burnett, 1994-95 (330 FGA)
7. 194 Michele Hoppes, 1984-85 (416 FGA)
8. 191 Carrie Bacon, 1999-00 (398 FGA)
9. 183 Rita Makovicka, 1982-83 (326 FGA)
Lori Kline, 1981-82 (430 FGA)

Field Goals Attempted

1. 500 Michele Hoppes, 1986-87 (27 games)
2. 492 Christine Fairless, 1987-88 (27 games)
3. 488 Christine Fairless, 1988-89 (32 games)
4. 460 Lori Kline, 1980-81 (30 games)
5. 441 Ashley Elliott, 2003-04 (29 games)
6. 430 Lori Kline, 1981-82 (29 games)
7. 416 Michele Hoppes, 1984-85 (29 games)
8. 401 Courtney Stapp, 1997-98 (27 games)
9. 398 Carrie Bacon, 1999-00 (28 games)
10. 397 Michele Hoppes, 1985-86 (27 games)
- 397 Justyna Podziemska, 2006-07 (34 games)
12. 383 Ashley Elliott, 2004-05 (28 games)
13. 380 Courtney Stapp, 1996-97 (28 games)

Field Goal Percentage

1. 63.2 Rebecca Tomlin, 1998-99 (106-176)
2. 59.4 Christine Fairless, 1986-87 (222-373)
3. 59.1 Amy Burnett, 1994-95 (195-330)
4. 58.8 Michelle Lieber, 2003-04 (80-136)
5. 58.7 Amy Burnett, 1993-94, (176-300)
6. 56.4 Amy Burnett, 1992-93 (119-211)
7. 56.1 Rita Makovicka, 1982-83 (183-326)
8. 55.8 Chassie Wiersma, 2002-03 (63-113)
9. 55.1 Ann McColl, 2000-01 (108-196)
10. 54.5 Marie Kauffman 1991-92 (174-319)
11. 53.9 Marie Kauffman, 1988-89 (131-243)
12. 53.8 Jessica Gibbs, 1999-00 (114-212)
13. 53.7 Ann McColl, 2002-03 (116-216)
- 53.7 Rita Makovicka, 1979-80 (145-270)

Rebounds

1. 298 Michele Hoppes, 1984-85 (28 games)
2. 286 Amy Burnett, 1993-94 (27 games)
3. 285 Rita Makovicka, 1981-82 (29 games)
4. 278 Michele Hoppes, 1985-86 (27 games)
5. 271 Linda Gilpin, 1978-79 (31 games)
6. 270 Michele Hoppes, 1986-87 (27 games)
7. 264 Rosann Wisroth, 1977-78 (26 games)
8. 263 Rita Makovicka, 1979-80 (33 games)
9. 262 Lori Kline, 1981-82 (29 games)
Sue Owens, 1979-80 (31 games)

A Look at 2008-09

Cowgirl Coaches

Meet the Cowgirls

Why Wyoming

The Opponents

Tradition & Records

This is Wyoming

MWC

Assists

1. 249 Lisa Daniels, 1986-87
2. 190 Mickey Alexander, 1989-90
3. 163 Jenny Przekwas, 1985-86
4. 162 Mickey Alexander, 1988-89
5. 157 Jenny Przekwas, 1984-85
6. 156 Lisa Daniels, 1987-88
7. 144 Brenda Pickup, 2003-04
8. 138 Anna Knight, 1992-93
9. 134 Hanna Zavec, 2006-07
10. 132 Anna Knight, 1993-94
11. 118 Valerie Harrison, 1990-91
- 118 Tonja Englund, 1988-89

Steals

1. 78 Jessica Gibbs, 2000-01
2. 75 Brenda Pickup, 2003-2004
- Jenny Przekwas, 1984-85
4. 74 Ashley Elliott, 2004-05
5. 69 Hanna Zavec, 2005-06
6. 68 Yvette Plumlee, 1989-90
- Sara St. Clair, 1979-80
- Kristy Bennett, 1982-83
9. 67 Kellie Cardona, 1979-80
- 10.66 Kristy Bennett, 1981-82
- 11.65 Erin Hicks, 2004-05
- 12.61 Carly Stucky, 1999-00
- Cindy Bower, 1978-79

Free Throws

1. 197 Amy Burnett, 1993-94 (232 FTA)
2. 194 Amy Burnett, 1994-95 (229 FTA)
3. 147 Hanna Zavec, 2006-07 (196 FTA)
4. 133 Amy Burnett, 1992-93 (158 FTA)
5. 124 Hanna Zavec, 2007-08 (191 FTA)
6. 123 Sara St. Clair, 1979-80 (165 FTA)
7. 122 Jamie Beadles, 1988-89 (182 FTA)
8. 116 Hanna Zavec, 2005-06 (160 FTA)
9. 112 Ashley Elliott, 2004-05 (130 FTA)
- 112 Carrie Bacon, 1999-00 (147 FTA)
- 112 Jodi Bolerjack, 2006-07 (138 FTA)
- 12.105 Chrissy Ingalls, 1995-96 (144 FTA)
- 13.100 Ashley Elliott, 2003-04 (130 FTA)
- 100 Rebecca Tomlin, 1997-98 (147 FTA)



Carrie Bacon

15. 99 Carrie Bacon, 1998-99 (132 FTA)
16. 97 Carrie Bacon, 2002-03 (126 FTA)
17. 94 Michele Hoppes, 1986-87 (129 FTA)

Free Throws Attempted

1. 232 Amy Burnett, 1993-94 (27 games)
2. 229 Amy Burnett, 1994-95 (27 games)
3. 196 Hanna Zavec, 2006-07 (35 games)
4. 191 Hanna Zavec, 2007-08 (31 games)
5. 182 Jamie Beadles, 1988-89 (32 games)
6. 165 Sara St. Clair, 1979-80 (31 games)
7. 160 Hanna Zavec, 2005-06 (30 games)
8. 158 Amy Burnett, 1992-93 (27 games)
- Rosann Wisroth, 1978-79 (30 games)
- 10.147 Carrie Bacon, 1999-00 (28 games)
- Rebecca Tomlin, 1997-98 (27 games)
- 12.144 Chrissy Ingalls, 1995-96 (27 games)
- 13.138 Jodi Bolerjack, 2006-07 (36 games)
- 14.135 Lori Kline, 1980-81 (30 games)
- 15.133 Lori Kline, 1981-82 (29 games)

Free Throw Percentage


1. 94.6 Christine Fairless, 1988-89 (53-56)
2. 90.9 Kristen Lenhardt, 2004-05 (40-44)
- 90.9 Lisa Sprod, 1996-97 (30-33)
4. 89.7 Ashley Elliott, 2001-02 (35-39)
5. 86.2 Ashley Elliott, 2004-05 (112-130)
6. 85.5 Shelby Hoffman, 2000-01 (59-69)
7. 85.3 Jodi Bolerjack, 2005-06 (81-95)
8. 85.0 Jessica Zehr, 1997-98 (17-20)
9. 84.9 Amy Burnett, 1993-94 (197-232)
10. 84.7 Amy Burnett, 1994-95 (194-229)
11. 84.5 Darci Arsene, 2002-03 (49-58)
12. 84.2 Amy Burnett, 1992-93 (133-158)
13. 83.9 Darci Arsene, 2002-03 (52-62)
14. 83.8 Casey Crouch, 1995-96 (31-37)
15. 83.3 Ashley Elliott, 2002-03 (65-78)
16. 82.8 Jodi Bolerjack, 2007-08 (53-64)
17. 82.5 Christine Fairless, 1985-86 (47-57)
18. 81.8 Cherrith Young, 2002-03 (18-22)
19. 81.7 Ann McColl, 2001-02 (85-104)
20. 81.5 Christine Fairless, 1986-87 (44-54)
- 81.5 Carly Stucky, 2001-02 (22-27)
22. 81.2 Jodi Bolerjack, 2006-07 (112-138)
23. 80.8 Aubrey Vandiver, 2006-07 (42-52)
24. 79.5 Jessica Gibbs, 1999-00 (66-83)

Blocked Shots

1. 93 Lori Kline, 1981-82
2. 85 Lori Kline, 1980-81
3. 80 Lori Kline, 1982-83
4. 64 Lori Kline, 1979-80
5. 51 Hanna Zavec, 2007-08
6. 49 Hanna Zavec, 2006-07
7. 45 Jessica Thompson, 1994-95
8. 40 Michele Hoppes, 1985-86
- 40 Rebecca Vanderjagt, 2007-08
10. 38 Hanna Zavec, 2005-06
11. 35 Michele Hoppes, 1984-85
12. 34 Beth Cotton, 1979-80
13. 33 Michele Hoppes, 1986-87
- 33 Linda Gilpin, 1978-79
15. 32 Yvette Plumlee, 1989-90
- 32 Justyna Podziemska, 2006-07
- 32 Justyna Podziemska, 2007-08

Three-Point Field Goals

1. 86 Justyna Podziemska, 2006-07
2. 83 Shelby Hoffman, 1999-00
3. 79 Ashley Elliott, 2003-04



Christine Fairless

4. 75 Jodi Bolerjack, 2005-06
5. 68 Justyna Podziemska, 2007-08
6. 66 Courtney Stapp, 1996-97
- 66 Carly Stucky, 2001-02
8. 62 Shelby Hoffman, 2000-01
- 62 Ashley Elliott, 2004-05
- 62 Jodi Bolerjack, 2006-07
11. 57 Krista Treide, 1990-91
- 57 Jodi Bolerjack, 2007-08
13. 56 Courtney Stapp, 1997-98
14. 55 Ashley Elliott, 2002-03
15. 53 Aimee Romeijn, 1993-94
16. 49 Carly Stucky, 1999-00
17. 48 Jesseca Cross, 1995-96
18. 47 Shelby Hoffman, 1998-99
- 47 Hanna Zavec, 2005-06
20. 45 Erin Hicks, 2004-05
- 45 Hanna Zavec, 2006-07
22. 42 Kristen Lenhardt, 2003-04
23. 38 Courtney Stapp, 1994-95
24. 37 Jesseca Cross, 1994-95

Three-Point Field Goal Attempts

1. 231 Shelby Hoffman, 1999-00
- 231 Justyna Podziemska, 2006-07
3. 224 Ashley Elliott, 2003-04
4. 207 Justyna Podziemska, 2007-08
5. 195 Shelby Hoffman, 2000-01
6. 185 Carly Stucky, 2001-02
7. 184 Jodi Bolerjack, 2005-06
8. 176 Courtney Stapp, 1996-97
9. 174 Ashley Elliott, 2004-05
10. 170 Jodi Bolerjack, 2006-07
11. 154 Courtney Stapp, 1997-98
12. 153 Carly Stucky, 1999-00
13. 151 Aimee Romeijn, 1993-94
14. 147 Ashley Elliott, 2002-03
15. 142 Jesseca Cross, 1995-96
16. 141 Jodi Bolerjack, 2007-08
17. 139 Hanna Zavec, 2005-06
18. 132 Shelby Hoffman, 1998-99
19. 130 Erin Hicks, 2004-05
20. 128 Jesseca Cross, 1996-97
21. 116 Kristen Lenhardt, 2003-04
- 116 Tarah LaPar, 2003-04
23. 113 Jesseca Cross, 1994-95
24. 112 Krista Treide, 1990-91

CAREER RECORDS

Points

- 1933 Christine Fairless, 1985-89
- 1842 Michele Hoppes, 1984-87
- 1782 Amy Burnett, 1992-95
- 1746 Hanna Zavec, 2005-08
- 1692 Carrie Bacon, 1999-2003
- 1578 Rita Makovicka, 1980-83
- 1526 Marie Kauffman, 1989-92
- 1521 Lori Kline, 1979-82
- 1425 Ashley Elliott, 2002-05
- 1278 Courtney Stapp, 1995-98
- 1152 Jodi Bolerjack, 2005-08
- 1046 Linda Gilpin, 1976-79
- 1044 Ann McColl, 2000-2003
- 1036 Jesseca Cross, 1993-97
- 1010 Yvette Plumlee, 1987-91
- 1008 Shelby Hoffman, 1998-2001

Field Goals

- 865 Christine Fairless, 1985-89
- 760 Michele Hoppes, 1984-87
- 642 Rita Makovicka, 1980-83
- 632 Marie Kauffman, 1989-92
- 632 Carrie Bacon, 1999-2003
- 625 Lori Kline, 1979-82
- 564 Hanna Zavec, 2005-08
- 551 Amy Burnett, 1992-95
- 454 Ashley Elliott, 2002-05
- 444 Courtney Stapp, 1995-98
- 424 Linda Gilpin, 1976-79
- 407 Jessica Thompson, 1994-97
- 405 Yvette Plumlee, 1987-91

Field Goal Attempts


- 1681 Michele Hoppes, 1984-87
- 1668 Christine Fairless, 1985-89
- 1496 Lori Kline, 1979-82
- 1398 Carrie Bacon, 1999-2003
- 1385 Hanna Zavec, 2005-08
- 1238 Ashley Elliott, 2002-05
- 1205 Maria Kauffman 1989-92
- 1199 Rita Makovicka, 1980-83
- 1169 Courtney Stapp, 1995-98
- 1154 Dale Ann Meeker, 1977-79
- 1034 Jesseca Cross, 1994-97
- 983 Kim Buston, 1987-90
- 968 Shelby Hoffman, 1998-01
- 961 Linda Gilpin, 1976-79

Free Throws

- 597 Amy Burnett, 1992-95
- 472 Hanna Zavec, 2005-08
- 390 Carrie Bacon, 1999-2003
- 318 Michele Hoppes, 1984-87
- 312 Ashley Elliott, 2002-05
- 297 Ann McColl, 2000-2003
- 293 Rita Makovicka, 1980-83
- 271 Lori Kline, 1979-82
- 262 Jodi Bolerjack, 2005-08
- 261 Marie Kauffman, 1989-92
- 236 Brenda Pickup, 2001-04
- 221 Darci Arsene, 2000-2003
- 220 Rebecca Tomlin, 1996-99
- 207 Courtney Stapp, 1995-98
- 199 Yvette Plumlee, 1987-91
- 198 Linda Gilpin, 1976-79

Free Throw Attempts

- 714 Amy Burnett, 1992-95
- 670 Hanna Zavec, 2005-08
- 519 Carrie Bacon, 1999-2003



Shelby Hoffman

- 462 Michele Hoppes, 1984-87
- 458 Lori Kline, 1979-82
- 431 Rita Makovicka, 1980-83
- 394 Marie Kauffman, 1989-92
- 388 Ann McColl, 2000-2003
- 377 Ashley Elliott, 2002-05
- 362 Rosann Wisroth, 1977-79
- 351 Linda Gilpin, 1976-79
- 349 Rebecca Tomlin, 1996-99
- 337 Brenda Pickup, 2001-04
- 320 Sharon Harp Guthrie, 1983-86
- 319 Yvette Plumlee, 1987-91

Assists

- 573 Lisa Daniels, 1985-88
- 432 Hanna Zavec, 2005-08
- 396 Anna Knight, 1991-94
- 391 Brenda Pickup, 2001-04
- 374 Jenny Przekwas, 1983-86
- 352 Mickey Alexander, 1988-90
- 330 Ashley Elliott, 2002-05
- 313 Valerie Harrison, 1991-92
- 310 Christine Fairless, 1985-89
- 292 Courtney Stapp, 1995-98
- 236 Jesseca Cross, 1994-97
- 220 Carrie Bacon, 1999-2003
- 215 Jodi Bolerjack, 2005-08
- 210 Krista Treide, 1988-91
- 209 Laura Pejisa, 1993-95

Rebounds

- 1104 Michele Hoppes, 1984-87
- 1006 Rita Makovicka, 1980-83
- 947 Lori Kline, 1979-82
- 890 Linda Gilpin, 1976-79
- 872 Marie Kauffman 1989-92
- 829 Amy Burnett, 1992-95
- 770 Dale Ann Meeker, 1977-79
- 761 Carrie Bacon, 1999-2003
- 747 Hanna Zavec, 2005-08
- 701 Rosann Wisroth, 1977-79
- 616 Jesseca Cross, 1994-97
- 582 Yvette Plumlee, 1987-91

Blocked Shots

- 322 Lori Kline, 1979-82
- 162 Hanna Zavec, 2005-08
- 134 Michele Hoppes, 1984-87
- 117 Jessica Thompson, 1994-97

- 79 Yvette Plumlee, 1987-91
- 66 Lisa Hynes, 1980-83
- 65 **Rebecca Vanderjagt, 2006-present**
- 64 Justyna Podziemka, 2007-08
- 60 Jessica Thompson, 1994-95
- 58 Sharon Harp Guthrie, 1983-86
- 56 Rita Makovicka, 1980-83
- 52 Linda Gilpin, 1976-79
- 50 Beth Cotton, 1980-81

Steals

- 279 Lisa Daniels, 1985-88
- 226 Hanna Zavec, 2005-08
- 209 Brenda Pickup, 2001-04
- 187 Ashley Elliott, 2002-05
- 187 Yvette Plumlee, 1987-91
- 169 Carrie Bacon, 1999-2003
- 155 Jenny Przekwas, 1983-86
- 151 Rita Makovicka, 1980-83
- 150 Elsa Gonsalez, 1981-84
- 143 Marie Kauffman, 1989-92
- 129 Jessica Gibbs, 2000-01
- 124 Carly Stucky, 2000-02
- 120 Lori Kline, 1979-82
- 119 Jodi Bolerjack 2005-08
- 115 Kristy Bennett, 1982-83
- 114 Erin Hicks, 2005-2006
- 113 Mickey Alexander, 1988-90
- 111 Jesseca Cross, 1994-97

Three-Point Field Goals

- 215 Shelby Hoffman, 1998-01
- 205 Ashley Elliott, 2002-05
- 200 Jodi Bolerjack, 2005-08
- 183 Courtney Stapp, 1995-98
- 154 Justyna Podziemka, 2007-08
- 146 Hanna Zavec, 2005-08
- 125 Jesseca Cross, 1994-97
- 125 Carly Stucky, 2000-2002
- 94 Krista Treide, 1988-91
- 83 Amy Burnett, 1992-95
- 78 Erin Hicks, 2005-2006
- 67 Brenda Pickup, 2001-04
- 66 Laura Pejisa, 1993-96
- 63 Aimee Romeijn, 1993-94
- 59 Kristen Lenhardt, 2002-05
- 59 **Megan McGuffey, 2006-present**
- 50 Dominique Sisk, 2005-08
- 49 Tarah LaPar, 2004-05
- 47 Taran Stapp, 1997-99
- 39 Sherri Fulton, 1988-92
- 39 Jenny Lazzeri, 1996-99
- 38 Carrie Bacon, 1999-2003

Three-Point Field Goal Attempts

- 658 Shelby Hoffman, 1998-01
- 584 Ashley Elliott, 2002-05
- 528 Jodi Bolerjack, 2005-08
- 525 Courtney Stapp, 1995-98
- 443 Hanna Zavec, 2005-08
- 438 Justyna Podziemka, 2007-08
- 418 Jesseca Cross, 1994-97
- 364 Carly Stucky, 2000-2002
- 241 Brenda Pickup, 2001-04
- 228 Erin Hicks, 2005-2006
- 209 Krista Treide, 1988-91
- 198 Amy Burnett, 1992-94
- 190 Laura Pejisa, 1993-96
- 183 Kristen Lenhardt, 2002-05
- 183 Aimee Romeijn, 1993-94
- 175 **Megan McGuffey, 2006-present**
- 159 Dominique Sisk, 2005-08

A Look at 2008-09

Cowgirl Coaches

Meet the Cowgirls

Why Wyoming

The Opponents

Tradition & Records

This is Wyoming

MWC

Records

- 18. 156 Sherri Fulton, 1988-92
- 156 Tarah LaPar, 2004-05
- 20. 139 Jenny Lazzeri, 1996-99
- 139 **Rebecca Vanderjagt, 2006-present**

Games Played

- 1. 125 Dominique Sisk, 2005-08
- 2. 124 Hanna Zavec, 2005-08
- 124 Jodi Bolerjack, 2005-08
- 4. 120 Marie Kauffman, 1989-92
- 5. 119 Lisa Hynes, 1980-83
- 6. 117 Debra Reed, 1978-71
- 7. 116 Lori Kline, 1979-82
- 8. 115 Ashley Elliott, 2002-05
- 115 Rita Makovicka, 1980-83
- 10. 114 Brenda Pickup, 2001-04
- 114 Yvette Plumlee, 1987-91
- 12. 113 Kim Buston, 1987-90
- 13. 112 Carrie Bacon, 1999-2003
- 14. 111 Darci Arsene, 2000-03
- 15. 110 Ann McColl, 2000-03
- Christy Bacon, 1999-2002
- Christine Fairless, 1985-89
- Michele Hoppes, 1984-87
- Elsa Gonzales, 1981-84

Team Records Single-Game

Points

- 117 vs. Colorado State 2/29/92 H
- 115 vs. Nebraska Western 12/3/79 H
- 113 vs. Utah State 1/5/83 N
- 108 vs. Portland State 1/16/88 H
- 107 vs. Southern Colorado 12/16/95 H
- 106 vs. Adams State 12/11/87 H
- 105 vs. Texas Pan AM 11/21/97 H
- 105 vs. St. Francis 11/26/94 H
- 101 vs. Sacramento State 11/19/01 H
- 101 vs. Chadron State 12/19/88 H
- 100 vs. Nevada-Reno 1/5/80 H
- 100 vs. UTEP 1/12/80 H

Field Goals

- 50 vs. Utah State 1/15/83 A
- 50 vs. Nebraska Western 12/3/79 H
- 46 vs. Colorado State 2/29/92 H
- 46 vs. Adams State 12/11/87 H
- 46 vs. Portland State 1/16/88 H



Courtney Stapp

- 45 vs. Utah State 3/5/87 H
- 44 vs. Adams State 12/10/86 H
- 42 vs. St. Francis 11/26/94 H
- 42 vs. Brigham Young 3/7/87 H
- 42 vs. Chadron State 12/19/88 H

Field Goals Attempted

- 103 vs. Utah State 1/15/83 A
- 94 vs. Western State 12/11/81 H
- 94 vs. Metro State 12/18/81 A
- 91 vs. Metro State 1/22/90 H
- 90 vs. Utah State 2/12/87 A
- 84 vs. Colorado State 2/29/92 H
- 82 vs. Nevada-Reno 1/5/00 H
- 81 vs. Sacramento State 11/18/01 H
- 81 vs. Brigham Young 1/26/91 H
- 79 vs. Colorado 12/8/99 A
- 79 vs. Metro State 12/12/95 H

Free Throws

- 38 vs. Nevada-Reno 1/5/80 H
- 37 vs. Kansas State 3/28/07 H
- 32 vs. Nevada-Reno 11/25/06 N
- 32 vs. San Diego 11/27/82 A
- 31 vs. Montana State 12/30/99 H
- 31 vs. Penn 12/1/99 H
- 31 vs. Colorado State 1/16/93 H
- 30 vs. Brigham Young 2/5/82 A
- 29 vs. Brigham Young 1/17/98 H
- 29 vs. Utah 2/10/78 A
- 29 vs. UTEP 2/14/81 A
- 29 vs. Idaho State 11/20/99 H

Free Throws Attempted

- 56 vs. Nevada Reno 1/5/80 H
- 52 vs. Kansas State 3/28/07 H
- 46 vs. Utah 2/10/78 A
- 45 vs. Penn 12/1/99 H
- 45 vs. Brigham Young 2/5/82 A
- 44 vs. San Diego 11/27/82 A
- 41 vs. Texas Pan AM 11/21/97 H
- 41 vs. Montana State 12/30/99 A
- 41 vs. Denver 11/17/78 A
- 41 vs. Hawai'i (OT) 2/7/84 H
- 40 vs. Brigham Young 1/17/98 H
- 40 vs. Colorado State 1/16/93 H

Rebounds

- 77 vs. Southern Colorado 12/1/78 A
- 69 vs. Texas Pan AM 11/21/97 H
- 68 vs. Chadron State 1/6/78 A
- 64 vs. Northern Colorado 1/22/82 H
- 63 vs. Adams State 11/22/85 H
- 62 vs. New Mexico 1/25/92 A
- 59 vs. Penn 12/1/99 H
- 55 vs. Idaho State 1/6/96 H
- 54 vs. Metro State 12/12/95 H
- 54 vs. Montana State 11/24/95 A

Assists*

- 37 vs. Colorado State 2/29/92 H
- 35 vs. Utah State 1/15/82 H
- 35 vs. Adams State 12/10/86 H
- 33 vs. Brigham Young 3/7/87 H
- 32 vs. Utah State 3/5/85 H
- 31 vs. New Mexico 3/4/93 A
- 31 vs. Northern Colorado 11/22/91 H
- 29 vs. Creighton 12/3/94 H
- 26 vs. Idaho State 1/3/03 H
- 26 vs. Chadron State 11/18/00 H
- 26 vs. Wichita State 11/24/91 H



Michele Hoppes

Blocked Shots*

- 15 vs. Northern Arizona 2/2/79 N
- 13 vs. Colorado College 3/6/82 H
- 12 vs. Weber State 11/24/84 H
- 11 vs. TCU 1/12/08 H
- 11 vs. New Mexico 2/10/83 H
- 11 vs. Northwest Comm. College 12/9/81 H
- 11 vs. Saskatchewan 12/5/80 A
- 11 vs. Colorado Women's College 11/22/80 A
- 10 vs. BYU (1/13/05) A
- 10 vs. Brigham Young 1/22/83 H
- 10 vs. Colorado Women's College 1/14/82 H
- 10 vs. Brigham Young 2/27/81 H

Steals*

- 27 vs. Western Wyoming 1/13/79 A
- 22 vs. UC-Colorado Springs, 11/21/04
- 21 vs. Sacramento State 11/18/01 H
- 19 vs. MSU-Billings 12/13/03 N
- 19 vs. Mesa State 12/17/02 H
- 19 vs. Washington State 11/22/02 A
- 19 vs. New Mexico 2/24/01 A
- 19 vs. Quinnipiac College 11/27/99 N
- 18 vs. Chadron State 12/17/05 N
- 18 vs. UNLV 2/27/99 A
- 18 vs. Austin Peay 11/30/90 H
- 17 vs. Northern Colorado 12/17/07 H
- 17 vs. Chicago State 2/19/02 H
- 17 vs. San Diego State 3/3/01 H
- 17 vs. Weber State 12/6/00 H
- 17 vs. Nevada 1/5/00 H
- 17 vs. Idaho State 11/20/99 A
- 17 vs. Army 12/7/96 N
- 17 vs. New Mexico 2/6/93 H
- 17 vs. San Diego 1/10/92 H

*Assists, Steals and Blocked Shots were not kept prior to 1977-78 season.

Team Records Single-Season

Points

- 2464 1979-80 (33 games)
- 2387 2006-07 (36 games)
- 2241 1988-89 (32 games)
- 2230 1978-79 (31 games)

2217	1989-90 (32 games)
2150	1980-81 (31 games)
2109	1981-82 (29 games)
2067	1991-92 (28 games)
2002	2002-03 (30 games)
1979	2007-08 (31 games)
1966	1982-83 (27 games)
1926	1994-95 (27 games)

Field Goals

962	1979-80 (33 games, 2225 FGA)
902	1978-79 (26 games, 1751 FGA)
890	1988-89 (32 games, 2022 FGA)
876	1980-81 (30 games, 2180 FGA)
875	1989-90 (32 games, 1960 FGA)
856	1981-82 (29 games, 1972 FGA)
827	1986-87 (27 games, 1759 FGA)
818	1991-92 (28 games, 1774 FGA)
797	2006-07 (36 games, 1884 FGA)
791	1982-83 (27 games, 1863 FGA)
768	1977-78 (26 games, 1604 FGA)

Field Goals Attempted

2308	1978-79 (31 games)
2225	1979-80 (33 games)
2180	1980-81 (30 games)
2022	1988-89 (32 games)
1972	1981-82 (29 games)
1960	1989-90 (32 games)
1884	2006-07 (36 games)
1863	1982-83 (27 games)
1774	1991-92 (28 games)
1759	1986-87 (27 games)
1755	1996-97 (28 games)

Field Goal Percentage

.470	1986-87 (827-1759)
.461	1991-92 (818-1774)
.447	1987-88 (766-1713)
.447	1985-86 (723-1617)
.446	1989-90 (875-1960)
.442	1992-93 (678-1534)
.440	1988-89 (890-2022)
.440	1994-95 (699-1589)
.439	1977-78 (768-1751)
.436	2002-03 (700-1604)

Free Throws

540	1979-80 (33 games, 824 FTA)
538	2006-07 (36 games, 718 FTA)
469	2002-03 (30 games, 615 FTA)
436	2001-02 (28 games, 577 FTA)
426	1978-79 (26 games, 750 FTA)
422	2007-08 (31 games, 595 FTA)
417	1988-89 (32 games, 633 FTA)
407	2000-01 (28 games, 579 FTA)
407	2005-06 (30 games, 567 FTA)
399	1999-00 (28 games, 558 FTA)
398	1980-81 (30 games, 637 FTA)
397	1981-82 (29 games, 657 FTA)
395	1989-90 (32 games, 607 FTA)

Free Throws Attempted

824	1979-80 (33 games)
750	1978-79 (26 games)
718	2006-07 (36 games)
657	1981-82 (29 games)
637	1980-81 (30 games)
633	1988-89 (32 games)
615	2002-03 (30 games)
613	1983-84 (28 games)

607	1989-90 (32 games)
602	1984-85 (28 games)
595	2007-08 (31 games)
588	1982-83 (27 games)

Free Throw Percentage

.763	2002-03 (469-615) [^]
.756	2001-02 (436-577)
.755	1993-94 (297-526)*
.749	2006-07 (538-718)
.737	1994-95 (364-494)
.734	2004-05 (356-485)
.732	1992-93 (360-492)
.718	2005-06 (407-567)
.717	1991-92 (385-537)
.715	1999-00 (399-558)
.714	2003-04 (327-458)
.709	2007-08 (422-595)
.703	2000-01 (407-579)
.703	1997-98 (379-539)
.702	1986-87 (236-336)

*2nd in NCAA
[^]17th in NCAA

Three Point Field Goals

255	2006-07 (36 games, 707 ATT)
217	2007-08 (31 games, 651 ATT)
209	2005-06 (30 games, 622 ATT)
200	2004-05 (28 games, 612 ATT)
198	2003-04 (29 games, 626 ATT)
164	1994-95 (27 games, 465 ATT)
153	1997-98 (27 games, 487 ATT)
147	1999-00 (28 games, 446 ATT)
136	2000-01 (28 games, 461 ATT)
133	2002-03 (30 games, 383 ATT)
132	1996-97 (28 games, 400 ATT)
130	1998-99 (26 games, 386 ATT)
125	2001-02 (28 games, 411 ATT)
114	1995-96 (27 games, 392 ATT)
113	1993-94 (27 games, 352 ATT)
85	1990-91 (28 games, 200 ATT)
77	1992-93 (27 games, 211 ATT)
72	1989-90 (32 games, 177 ATT)
46	1991-92 (28 games, 147 ATT)
44	1988-89 (32 games, 133 ATT)
32	1987-88 (27 games, 95 ATT)
9	1986-87 (27 games, 50 ATT)

Three Point Attempts

707	2006-07 (36 games)
651	2007-08 (31 games)
626	2003-04 (29 games)
622	2005-06 (30 games)
612	2004-05 (28 games)
487	1997-98 (27 games)
465	1994-95 (27 games)
461	2000-01 (28 games)
446	1999-00 (28 games)
411	2001-02 (28 games)
400	1996-97 (28 games)
392	1995-96 (27 games)
386	1998-99 (26 games)
383	2002-03 (30 games)
352	1993-94 (27 games)
211	1992-93 (27 games)
200	1990-91 (28 games)
177	1989-90 (32 games)
147	1991-92 (28 games)
133	1988-89 (32 games)
95	1987-88 (27 games)
50	1986-87 (27 games)

Three Point Percentage

.425	1990-91 (85-200)
.407	1989-90 (72-177)
.365	1992-93 (77-211)
.361	2006-07 (255-707)
.353	1994-95 (164-465)
.347	2002-03 (133-383)
.337	1987-88 (32-95)
.337	1998-99 (130-386)
.336	2005-06 (209-622)
.333	2007-08 (217-651)
.331	1988-89 (44-133)
.330	1996-97 (132-400)
.327	2004-05 (200-612)
.327	1999-00 (147-446)
.321	1993-94 (113-352)
.316	2003-04 (198-626)
.314	1997-98 (153-487)
.313	1991-92 (46-147)
.304	2001-02 (125-411)
.295	2000-01 (136-461)
.291	1995-96 (114-392)
.180	1986-87 (9-50)



Hanna Zavec

Rebounds

1573	1978-79 (31 games)
1509	1979-80 (33 games)
1505	1980-81 (30 games)
1442	1981-82 (29 games)
1271	2006-07 (36 games)
1266	1982-83 (27 games)
1223	1996-97 (28 games)
1178	1988-89 (32 games)
1174	1984-85 (28 games)
1174	1989-90 (32 games)
1125	1985-86 (27 games)

Blocked Shots

159	2007-08 (31 games)
154	1980-81 (30 games)
147	1978-79 (31 games)
144	1981-82 (29 games)
133	2006-07 (36 games)
124	1982-83 (27 games)
102	1979-80 (33 games)
95	1984-85 (28 games)

A Look at 2008-09

Cowgirl Coaches

Meet the Cowgirls

Why Wyoming

The Opponents

Tradition & Records

This is Wyoming

MWC

Records

95	2005-06 (30 games)
88	1985-86 (27 games)
86	1994-95 (27 games)
82	1989-90 (32 games)
78	1996-97 (28 games)

Steals

358	1979-80 (33 games)
346	1978-79 (31 games)
334	1982-83 (27 games)
278	1989-90 (32 games)
272	1999-00 (28 games)
271	1981-82 (29 games)
269	2000-01 (28 games)
263	2005-06 (30 games)
255	2002-03 (30 games)
254	1991-92 (28 games)
254	2004-05 (28 games)
246	2001-02 (28 games)
245	1984-85 (28 games)

Assists

566	1986-87 (27 games)
561	1991-92 (28 games)
537	1988-89 (32 games)
531	1989-90 (32 games)
518	2006-07 (36 games)
485	1993-94 (27 games)
474	1996-97 (28 games)
469	2007-08 (31 games)
467	1992-93 (27 games)
447	1994-95 (27 games)
443	1987-88 (27 games)
430	1999-00 (28 games)

Arena-Auditorium Individual Records

Points

44 Kieishsha Games vs. SDSU, 3/8/91

Wyoming Record

36 Ashley Elliott vs. Southern Utah, 11/28/03

Field Goals

17 Kieishsha Games, SDSU, 3/8/91

Wyoming Record

13 Ashley Elliott vs. Southern Utah, 11/28/03
Carrie Bacon vs. Penn, 12/1/99

Field Goal Attempts

29 Kieishsha Games vs. SDSU, 3/2/91

Wyoming Record

27 Ashley Elliott, vs. UNLV, 2/19/04

Free Throws

17 Hanna Zavec vs. Kansas State 3/28/07

Free Throw Attempts

24 Hanna Zavec vs. Kansas State 3/28/07

Rebounds

20 Jessica Thompson vs. Idaho State 1/6/95

Assists

12 Lisa Daniels vs. Air Force, 12/6/86

Blocked Shots

7 Lori Kline vs. Colorado College, 3/6/82

Steals

8 Erin Hicks vs. UCCS, 11/21/04

Three-Point Field Goals

8 Carly Stucky vs. UTPA, 12/21/01

Three-Point Field Goal Attempts

15 Ashley Elliott vs. Southern Utah, 11/28/03

Arena-Auditorium Team Records

Points

107 Wyoming vs. S. Colorado, 12/16/95

Field Goals

40 Wyoming vs. S. Colorado, 12/16/95
Wyoming vs. Weber State, 11/20/82

Field Goal Attempts

91 Wyoming vs. Metro State, 1/22/90

Free Throws

37 Wyoming vs. Kansas State, 3/28/07

Free Throw Attempts

52 Wyoming vs. Kansas State, 3/28/07

Rebounds

64 SMU vs. E. Washington, 11/20/82

Assists

29 Wyoming vs. Metro State, 1/22/90

Blocked Shots

13 Wyoming vs. Colorado College, 3/6/82

Steals

23 Wyoming vs. E. Wash., 11/19/82

Personal Fouls

32 SMU vs. Weber State, 11/19/82

Three-Point Field Goals

14 Wyoming vs. Air Force, 2/5/04

Three-Point Field Goal Attempts

34 Wyoming vs. Colorado, 12/1/04

Attendance

13,456 Wyoming vs. Air Force, 2/20/82

(Double Header with the men)

6,115 Wyoming vs. Utah, 1/30/08

(Regular Season)

15,462 Wyoming vs. Wisconsin, 3/31/07

(Post Season)

TOP CROWDS

	Attendance	Opponent	Date	Venue	Result
1.	15,462	vs. Wisconsin	March 31, 2007	AA	W 72-56
2.	12,225	vs. Kansas State	March 28, 2007	AA	W3OT 89-79
3.	11,253	vs. South Dakota State	March 25, 2007	AA	W 70-59
4.	7,362	vs. Oregon	March 22, 2007	AA	W 64-62
5.	6,115	vs. Utah	Jan. 30, 2008	AA	L 59-60
6.	5,512	vs. New Mexico	Feb. 10, 2008	AA	W 70-55
7.	5,028	vs. Air Force	Feb. 16, 2008	AA	W 60-32
8.	5,025	vs. Colorado State	Feb. 25, 2007	AA	W 72-37
9.	5,007	vs. BYU	March 5, 2008	AA	W 68-34
10.	4,750	vs. San Diego State	Jan. 19, 2008	AA	W 65-49
11.	4,714	vs. TCU	Jan. 12, 2008	AA	W 62-45
12.	4,443	vs. Nebraska	March 22, 2006	AA	L 67-72
13.	4,230	vs. Kansas State	Nov. 15, 2007	AA	W 56-44
14.	4,202	vs. Colorado State	Feb. 27, 2008	AA	W 68-46
15.	4,136	vs. UNLV	Jan. 23, 2008	AA	W 87-39
16.	3,956	vs. Colorado State	Jan. 25, 2006	AA	WOT 87-80
17.	3,764	vs. Montana	Nov. 29, 2007	AA	W 65-54
18.	3,755	vs. Idaho State	Nov. 9, 2007	AA	W 76-50
19.	3,615	vs. Denver	Dec. 1, 2007	AA	W 61-45
20.	3,595	vs. Missouri	March 18, 2007	AA	W 73-67
21.	3,461	vs. Westminster College	Dec. 19, 2007	AA	W 73-35
22.	3,297	vs. Northern Colorado	Dec. 17, 2007	AA	W 68-37
23.	2,956	vs. UNLV	Feb. 10, 2007	AA	W 85-59
24.	2,925	vs. Colorado State	Feb. 1, 2003	AA	WOT 69-64
25.	2,799	vs. Oregon State	March 18, 2006	AA	W 67-49
26.	2,740	vs. Utah	March 4, 2006	AA	LOT 67-69
27.	2,678	vs. TCU	Jan. 20, 2007	AA	W 66-51
28.	2,644	vs. Nevada	March 15, 2007	AA	W 84-56
29.	2,624	vs. BYU	Feb. 15, 2007	AA	L 62-69
30.	2,259	vs. Colorado	Nov. 21, 2006	AA	W 68-49
31.	2,139	vs. Air Force	Feb. 28, 2007	AA	W 64-35
32.	1,961	vs. Utah	Feb. 1, 2007	AA	W 56-55
33.	1,940	vs. San Diego State	Jan. 17, 2007	AA	W 71-47
34.	1,881	vs. San Francisco	Nov. 12, 2006	AA	W 71-58
35.	1,859	vs. New Mexico	Jan. 4, 2007	AA	W 54-51
36.	1,807	vs. Utah State	Dec. 17, 2006	AA	W 62-43
37.	1,566	vs. San Diego State	March 2, 2006	AA	W 78-45
38.	1,502	vs. Air Force	Feb. 11, 2006	AA	W 59-33
39.	1,402	vs. TCU	Jan. 7, 2006	AA	W 68-67
40.	1,396	vs. UNLV	Feb. 4, 2006	AA	W 53-50
41.	1,339	vs. Montana	Mar. 21, 2003	AA	W 76-74
42.	1,321	vs. San Diego State	Feb. 21, 2004	AA	W 71-46
43.	1,253	vs. Northern Arizona	Dec. 29, 2001	AA	W 61-59
44.	1,228	vs. Colorado State	Feb. 24, 2005	AA	W 68-45
45.	1,222	vs. New Mexico	Mar. 5, 2005	AA	L 48-65
46.	1,205	vs. Colorado State	Feb. 23, 2002	AA	LOT 62-64
47.	1,159	vs. Nevada	Dec. 1, 2001	AA	WOT 82-78
48.	1,139	vs. Brigham Young	Jan. 18, 2006	AA	L 44-60
49.	1,125	vs. Utah	Feb. 15, 2003	AA	L 59-70
50.	1,107	vs. Colorado State	Jan. 23, 1999	AA	L 67-93
51.	1,173	vs. Colorado Buffs	Dec. 4, 2002	AA	L 62-73
52.	1,076	vs. San Diego State	Jan. 22, 2005	AA	W 69-43
53.	1,055	vs. New Mexico	Feb. 15, 2006	AA	W 59-52
54.	1,053	vs. Idaho State	Dec. 29, 2005	AA	W 78-60
55.	1,051	vs. Colorado State	Mar. 2, 1995	AA	W 71-61
56.	1,026	vs. Colorado State	Jan. 13, 2001	MPG	L 51-76
57.	1,024	vs. UNLV	Mar. 7, 2003	AA	L 70-80
58.	1,014	vs. Colorado State	Jan. 20, 1996	AA	L 66-83
59.	1,011	vs. Montana	Dec. 2, 2005	AA	W 50-45
60.	1,005	vs. San Diego State	Jan. 19, 2002	AA	W 86-51
61.	1,003	vs. Colorado State	Jan. 30, 2004	AA	W 58-53
62.	1,002	vs. Northern Colorado	Dec. 10, 2005	AA	W 71-47

A Look at 2008-09

Cowgirl Coaches

Meet the Cowgirls

Why Wyoming

The Opponents

Tradition & Records

This is Wyoming

MWC

WYOMING COWGIRL BASKETBALL COACHING HISTORY

Cumulative Coaches' Records at Wyoming

	<u>Years</u>	<u>Overall</u>	<u>Pct.</u>	<u>Conf.</u>	<u>Pct.</u>	<u>Home</u>	<u>Away</u>	<u>Neutral</u>
Bonnie Hulstrand	1 year	11-4	.733	-----	----	4-1	3-0	4-3
Margie McDonald	9 years	123-114	.519	38-55	.409	69-40	37-60	17-14
Dan Richards	3 years	23-60	.277	7-27	.206	15-22	6-30	2-8
Chad Lavin	12 years	175-162	.519	75-79	.487	114-50	50-87	11-25
Cindy Fisher	5 years	59-81	.421	22-48	.314	32-28	19-42	8-11
<u>Joe Legerski</u>	<u>5 years</u>	<u>99-55</u>	<u>.643</u>	<u>46-30</u>	<u>.605</u>	<u>58-16</u>	<u>30-33</u>	<u>11-6</u>
Six Head Coaches	35 years	490-476	.507	188-239	.440	292-157	145-252	53-67
						.650	.365	.442

Season-by-Season Coaches' Records at Wyoming

<u>Year</u>	<u>Coach</u>	<u>Overall</u>	<u>Pct.</u>	<u>Conference</u>	<u>Pct.</u>	<u>Place/# Teams</u>	<u>Home</u>	<u>Road</u>	<u>Neutral</u>
73-74	Bonnie Hulstrand	11-4	.733	6-1	.857	-----	4-1	3-0	4-3
74-75	Margie McDonald	8-7	.533	6-5	.545	-----	5-3	2-4	1-0
75-76	Margie McDonald	8-10	.444	4-9	.307	10th/14	3-5	4-5	1-0
76-77	Margie McDonald	9-18	.333	5-8	.385	10th/14	5-6	3-9	1-3
77-78	Margie McDonald	18-8	.692	7-6	.538	6th/14	12-3	6-5	0-0
78-79	Margie McDonald	25-7	.781	10-4	.714	6th/14	9-2	12-2	4-3
79-80	Margie McDonald	16-17	.485	4-6	.400	4th/6 (West Div.)	9-4	3-10	4-3
80-81	Margie McDonald	10-20	.333	1-9	.100	6th/6 (West Div.)	7-7	1-10	2-3
81-82	Margie McDonald	17-12	.586	4-6	.400	5th/6 (West Div.)	15-4	1-7	1-1
82-83	Margie McDonald	12-15	.444	3-7	.300	T4th/6 (West Div.)	4-6	5-8	3-1
83-84	Dan Richards	8-20	.286	1-9	.100	5th/6 (West Div.)	6-8	1-9	1-3
84-85	Dan Richards	6-22	.214	2-10	.167	7th/7	4-8	1-9	1-5
85-86	Dan Richards	9-18	.333	4-8	.333	5th/7	5-6	4-12	0-0
86-87	Chad Lavin	15-12	.556	6-6	.500	4th/7	9-2	5-9	1-1
87-88	Chad Lavin	9-18	.333	1-9	.100	6th/6	7-6	2-10	0-2
88-89	Chad Lavin	18-14	.563	5-5	.500	3rd/6	15-3	3-7	0-4
89-90	Chad Lavin	24-8	.750	9-1	.900	1st/6	14-1	7-3	3-4
90-91	Chad Lavin	15-13	.536	7-5	.583	3rd/7	8-5	6-6	1-2
91-92	Chad Lavin	14-14	.500	5-9	.357	5th/8	8-6	5-7	1-1
92-93	Chad Lavin	14-13	.519	6-8	.429	5th/8	8-5	6-7	0-1
93-94	Chad Lavin	13-14	.481	8-6	.571	4th/8	8-5	4-5	1-4
94-95	Chad Lavin	15-12	.556	7-7	.500	3rd/8	12-4	3-7	0-1
95-96	Chad Lavin	11-16	.407	7-7	.500	4th/8	9-3	2-11	0-2
96-97	Chad Lavin	17-11	.607	9-7	.563	4th/8 (Pacific Div.)	9-4	5-6	3-1
97-98	Chad Lavin	10-17	.370	5-9	.357	6th/8 (Mtn. Div.)	7-6	2-9	1-2
98-99	Cindy Fisher	7-19	.269	3-11	.214	7th/8 (Mtn. Div.)	4-7	1-10	2-2
99-00	Cindy Fisher	10-18	.357	4-10	.286	6th/8	3-7	5-8	2-3
00-01	Cindy Fisher	11-17	.392	3-11	.214	7th/8	7-6	2-10	2-1
01-02	Cindy Fisher	13-15	.481	5-9	.357	6th/8	9-4	3-8	1-3
02-03	Cindy Fisher	18-12	.600	7-7	.500	6th/8	9-4	8-6	1-2
03-04	Joe Legerski	11-18	.379	6-8	.429	5th/8	7-7	2-10	2-1
04-05	Joe Legerski	16-11	.593	7-7	.500	4th/8	10-3	5-8	1-1
05-06	Joe Legerski	21-9	.700	10-6	.625	5th/9	12-4	8-4	1-1
06-07	Joe Legerski	27-9	.750	11-5	.688	T-2nd/9	16-1	6-7	5-1
<u>07-08</u>	<u>Joe Legerski</u>	<u>24-7</u>	<u>.774</u>	<u>12-4</u>	<u>.750</u>	<u>3rd</u>	<u>13-1</u>	<u>9-4</u>	<u>2-2</u>
Totals	35 years	490-476	.507	188-239	.440		292-157	145-252	53-67
							.650	.365	.442

Bonnie Hulstrand
1973-74
11-4, (.733) Record
One season

1973-74

(11-4)	Bonnie Hulstrand		
NA	COLORADO	W	32-19
NA	at Colorado State	W	42-26
NA	CHADRON STATE	W	52-18
NA	at Southern Colorado	W	49-30
NA	at Metro State	W	43-25
NA	COLORADO STATE	W	55-22
NA	NEW MEXICO	W	55-27
NA	DENVER	W	57-20
NA	NO. COLORADO	L	40-43
NA	at Colorado	W	48-30
NA	at Northern Colorado	W	42-34
NA	ARIZONA	W	43-42
NA	at Brigham Young	L	34-42
NA	N. COLORADO	L	40-46
NA	at Arizona	L	53-68



Margie McDonald
1975-83
123-114, (.519) Record
Nine seasons

1974-75

(8-7)	Margie McDonald		
J18	WEBER STATE	W	63-38
J24	at Weber State	L	46-48
J25	at Utah State	L	47-80
J29	COLORADO STATE	L	52-65
J31	NEW MEXICO STATE	L	42-50
F 1	NEW MEXICO	W	65-45
F 4	at Northern Colorado	L	35-66
F 7	UTAH	L	50-51
F 8	BRIGHAM YOUNG	W	44-42
F11	Chadron St.@Casper	W	67-45
F14	at Arizona	W	60-53
F15	at Arizona State	W	41-28
F22	NO. COLORADO	W	54-51
F28	COLORADO	W	60-45
M 1	at Colorado State	L	39-40

1975-76

(8-10)	Margie McDonald		
D 4	at LCCC	W	59-13
D 4	COLORADO	W	59-57
D 8	NO. COLORADO	L	52-54
NA	at Colorado State	W	50-40
J16	WEBER STATE*	L	38-46
J17	UTAH STATE*	L	45-59
J22	at N.M. St.* (Forfeit)	W	2-0
J23	at Texas-El Paso*	L	42-50
J24	at New Mexico*	L	44-63
J30	at Utah*	L	23-54
NA	at Brigham Young*	L	51-80
F 5	ARIZONA STATE*	W	54-35
F 6	ARIZONA*	L	53-57
F 7	NO. ARIZONA*	W	55-27

NA	Rocky Mountain	W	59-39
NA	at Colorado*	W	52-45
F21	COLORADO STATE*	L	38-48
F26	at NO. Colorado* (2OT)	L	56-58

*Conference Games

1976-77

(9-18)	Margie McDonald		
N18	NEBRASKA-OMAHA	L	35-81
N19	at Colorado	L	56-57
N20	ST. MARY'S	L	61-66
D 3	Utah@Greeley	L	38-57
D 4	at Northern Colorado	L	73-82
D11	E. Mont.@Billings	L	57-58
D11	at Rocky Mountain	L	48-74
D12	MSU@Billings	W	57-40
D18	COLORADO STATE	L	58-70
J 7	at Colorado	L	41-61
J 8	DENVER	L	59-60
J 13	LCCC	W	100-10
J 13	NEW MEXICO ST.*	L	50-62
J 14	TEXAS-EL PASO*	W	46-37
J 15	NEW MEXICO*	L	58-61
NA	SHERIDAN	W	85-48
J 18	at Denver	W	50-40
J 21	UTAH*	L	51-76
J 22	BYU*	W	68-65
J 27	at Arizona State*	L	46-70
J 28	at Arizona*	L	53-56
J 29	at Northern Arizona*	W	53-49
F 10	COLORADO*	W	63-57
F 12	at Colorado State*	W	55-52
F 19	NO. COLORADO*	L	63-74
F 25	at Weber State*	L	77-84
F 26	at Utah State*	L	56-75

*Conference Games

1977-78

(18-8)	Margie McDonald		
N19	at Metro State	W	86-33
D 3	HELPING HAND	W	74-54
D 5	COLORADO STATE	L	75-88
D 7	COLORADO	L	62-69
D 9	at Northern Colorado	W	56-54
D10	ROCKY MOUNTAIN	W	59-46
D17	SO. COLORADO	W	85-51
J 5	CHADRON STATE	W	72-54
J 6	EASTERN MONTANA	W	75-45
J 7	DENVER	W	74-60
J12	METRO STATE	W	87-34
J14	COLORADO COLL.	W	71-53
J17	DENVER	W	74-65
J20	NEW MEXICO ST.*	W	66-60
J21	TEXAS-EL PASO*	W	69-50
J27	at Arizona State	L	63-73
J28	at Northern Arizona*	W	87-55
F 3	at New Mexico*	L	57-70
F 4	at Arizona*	L	55-58
F10	at Utah*	L	69-76
F11	at Brigham Young*	L	46-55
F17	UTAH STATE*	W	79-73
F18	WEBER STATE*	L	70-81
F25	COLORADO STATE*	W	89-74
M 3	NO. COLORADO*	W	76-72
M 4	COLORADO*	W	62-58

*Conference Games

1978-79

(25-7)	Margie McDonald		
N17	at Denver	W	82-75
N27	at Hastings	W	84-65
D 1	at Southern Colorado	W	85-55
D 2	at Colorado College	W	71-59
D 8	at Texas Tech (Forfeit)	W	2-0
D 9	at West Texas	W	68-61
D13	NO. COLORADO	W	68-50
D16	TEXAS A&M	W	65-61
D20	COLORADO	L	66-81
J 3	Phillips@Wichita	W	61-42
J 4	Kansas@Wichita	L	54-94
J 5	ORAL ROBERTS	L	53-67
J 9	MESA COLLEGE	W	75-57
J10	SOUTH DAKOTA ST.	W	74-56
J11	SOUTH DAKOTA	W	62-57
J13	at Western Wyoming	W	82-34
J14	WESTERN WYOMING	W	87-42
J15	at Colorado*	L	60-84
J20	at Northern Colorado*	W	65-56
J26	at Texas-El Paso*	W	58-55
J27	at New Mexico St.*	W	79-59
J29	DENVER	W	90-66
F 2	N. Ariz.*@Cheyenne	W	97-73
F 3	ASU*@Cheyenne	W	88-57
F 9	ARIZONA*	W	73-72
F10	NEW MEXICO*	W	55-53
F16	BRIGHAM YOUNG*	L	59-88
F17	UTAH*	W	96-74
F23	at Weber State*	L	70-84
F24	at Utah State*	W	93-85
F28	at Colorado State*	W	74-62
M 9	Weber State\$	L	70-74

*Conference Games

\$AIAW Regional Tournament@Tucson

1979-80

(16-17)	Margie McDonald		
N16	at Cal-Poly SLO	W	76-70
N17	San Francisco@SLO	L	40-58
N18	Stanford@SLO	L	57-72
N27	at Air Force	W	63-56
N30	NO. COLORADO	W	91-58
D 1	at Colorado	L	82-90
D 3	NW. WYOMING	W	92-41
D 3	NEB. WESTERN	W	115-36
D 7	at South Dakota St.	L	66-75
D 8	at South Dakota	L	65-79
D10	at Hastings College	W	72-59
D14	SO. COLORADO	W	81-49
D15	COLORADO STATE	W	99-87
D29	at Kansas State	L	54-75
J 3	MONTANA STATE	L	68-76
J 4	RHODE ISLAND	L	77-91
J 5	NEVADA-RENO	W	100-72
J11	NEW MEXICO*	W	65-63
J12	TEXAS-EL PASO*	W	100-91
J18	at Brigham Young*	L	80-96
J19	at Utah*	L	56-80
J21	at Idaho State	L	71-75
J25	COLORADO STATE*	W	93-83
F 1	Air Force@Cheyenne	W	69-64
F 2	Chadron State	W	98-51
F 8	at Texas-El Paso*	L	65-73
F 9	at New Mexico*	L	60-63
F15	UTAH*	L	75-76
F16	BRIGHAM YOUNG	L	65-77
F23	at Colorado State*	W	88-74

F29	at UNLV	L	46-66
M 7	Iowa\$	L	65-68
M 8	Nevada-Reno\$	W	72-50

***Conference Games**
\$Region VII Tournament@Provo

1980-81

(10-20)		Margie McDonald	
N22	at Co. Women's Coll.	L	81-84
N26	at Colorado	L	59-86
N28	at St. Peter's College	L	71-81
N29	at Montclair State	L	47-86
N30	Pittsburgh@Montclair	L	76-79
D 5	at Saskatchewan	W	67-57
D 6	at Calgary	L	57-71
D 7	Alberta@Calgary	L	57-76
D11	DENVER	W	95-63
D13	METRO STATE	W	88-45
D19	W.WYOMING COL.	W	87-48
D20	BAYLOR	L	84-92
J 5	ADAMS STATE	W	66-65
J 6	COLORADO STATE	L	73-78
J 9	TEXAS EL-PASO*	L	76-83
J12	NEW MEXICO*	W	82-72
J17	at Colorado State*	L	59-86
J23	at Utah*	L	81-96
J24	at Brigham Young*	L	76-93
J30	IDAHO STATE	W	81-62
J31	AIR FORCE	W	77-70
F 2	at Rocky Mtn.College	W	81-59
F 6	at Northern Colorado	W	83-65
F 7	at Colorado College	L	50-63
F13	at New Mexico*	L	66-69
F14	at Texas-El Paso*	L	77-82
F21	COLORADO STATE*	L	54-69
F23	COLORADO*	L	64-90
F27	BRIGHAM YOUNG*	L	67-101
F28	UTAH*	L	54-79

***Conference Games**

1981-82

(17-12)		Margie McDonald	
N21	at Nebraska	L	73-94
N27	at Oklahoma Baptist	L	67-79
N28	No. Iowa@Omaha	W	79-72
N30	COLORADO	L	66-82
D 5	at Washington State	L	51-62
D 6	SAN FRANCISCO	W	74-69
D 9	NW COLLEGE	W	79-67
D11	WESTERN STATE	W	94-64
D12	ADAMS STATE	W	87-74
D18	at Metro State	W	88-65
J 2	COLORADO STATE*	W	81-68
J 5	CREIGHTON	W	74-52
J 7	UTAH*	W	86-65
J 9	BRIGHAM YOUNG*	L	72-87
J14	COLO. WOMEN'S	W	89-61
J15	UTAH STATE	W	93-60
J16	IDAHO	L	70-73
J22	NO. COLORADO	W	72-51
J29	at Texas-El Paso*	L	64-75
J30	at New Mexico*	L	56-79
F 5	at Brigham Young*	L	82-97
F 6	at Utah*	L	56-66
F11	NEW MEXICO*	W	79-71
F13	TEXAS EL-PASO*	W	64-51
F17	at Colorado	L	47-69
F20	AIR FORCE*	W	81-60

F27	at Colorado State*	L	62-63
M 5	UNLV*	W	67-55
M 6	COLORADO COLL.	W	56-41

***Conference Games**

1982-83

(12-15)		Margie McDonald	
N17	TEXAS-EL PASO	W	95-46
N19	E. WASHINGTON (OT)W	W	72-62
N20	WEBER STATE	L	83-91
N22	at Cal-Poly Pomona	L	68-82
N24	at Biola	W	65-49
N26	at Pepperdine	W	88-72
N27	at San Diego	W	72-53
D 9	at Temple	L	64-70
D10	Iowa@Tempe	W	79-63
D11	Nevada@Tempe	W	80-64
D18	at Nebraska	L	84-92
J 4	CS-FULLERTON	L	78-82
J 5	UTAH STATE	W	113-68
J 8	COLORADO	L	63-67
J20	UTAH*	L	59-77
J22	BRIGHAM YOUNG*	L	62-79
J24	at Colorado	L	52-78
F 5	at Colorado State*	L	54-65
F 7	BAYLOR	L	48-68
F10	NEW MEXICO*(OT)	W	76-72
F12	NEW MEXICO STATE*W	W	80-68
F17	at Utah*	L	63-75
F19	at Brigham Young*	L	81-84
M 5	COLORADO STATE*	L	65-85
M 8	at New Mexico*	L	55-56
M10	at New Mexico State*W	W	92-67
M11	at Texas-El Paso	W	81-56

***Conference Games**



Dan Richards
1984-86
23-60, (.277) Record
Three seasons

1983-84

(8-20)		Dan Richards	
N17	TEXAS-EL PASO	L	59-79
N19	MONTANA	L	44-77
N25	at Central Missouri St.	L	59-72
N26	at North Texas State	W	56-55
D 1	COLORADO	L	56-57
D 2	AIR FORCE	W	66-55
D 9	at Missouri	L	36-96
D10	Auburn@Columbia	L	39-74
D29	at Weber State	L	59-77
D30	at Utah State	W	74-59
J 5	at Colorado	L	55-73
J10	IDAHO STATE	W	73-61
J20	UTAH STATE	W	80-58
J21	CREIGHTON	W	63-58
J28	COLORADO STATE*	L	57-59
J29	NEBRASKA	L	61-82
F 2	at Utah*	L	60-87
F 4	at Brigham Young*	L	52-76
F 7	HAWAII (OT)	W	69-65
F 9	NEW MEXICO STATE*W	W	59-37

F11	NEW MEXICO*	L	41-62
F17	at Hawai'i	L	46-58
F18	at Hawai'i	L	59-72
F25	at Colorado State*	L	55-66
M 1	BRIGHAM YOUNG*	L	60-99
M 3	UTAH*	L	49-51
M 8	at New Mexico*	L	66-68
M10	at New Mexico State*	L	46-54

***Conference Games**

1984-85

(6-22)		Dan Richards	
N17	FORT LEWIS	L	61-77
N23	WEBER STATE	W	68-65
N24	WESTERN ILLINOIS	W	83-67
D 7	at Long Beach State	L	37-112
D 8	Houston@LB	L	61-87
D10	at Colorado	L	58-92
D16	at Portland State	L	52-73
D17	Clemson@Portland	L	73-95
D18	Indiana@Portland	L	58-64
D21	ADAMS STATE	W	66-60
J 3	AK-FAIRBANKS	W	65-63
J 6	WASHINGTON STATE	L	47-66
J10	at Pepperdine	L	68-81
J12	at Cal-Santa Barbara	L	71-80
J15	at San Diego	L	61-87
J17	at US International	L	88-90
J23	at Utah*	L	65-78
J25	at Brigham Young*	L	60-88
J26	at Utah State*	W	78-62
F 2	at Colorado State*	L	57-59
F 7	NEW MEXICO*	L	65-68
F 9	NEW MEXICO STATE*L	L	57-65
F16	UTAH*	W	65-57
F21	UTAH STATE*	L	85-89
F23	BRIGHAM YOUNG*	L	76-100
M 2	COLORADO STATE*	L	47-51
M 7	at New Mexico State*	L	71-85
M 9	at New Mexico*	L	79-90

***Conference Games**

1985-86

(9-18)		Dan Richards	
N22	ADAMS STATE	W	91-62
N26	at Air Force	L	78-89
D 3	COLORADO	L	60-65
D 5	at South Dakota	L	61-75
D 7	at Minnesota	L	53-71
D11	at E. Washington	L	55-61
D13	at Idaho State	L	60-74
D14	at Montana State	L	44-69
D20	WEST TEXAS STATE	L	71-85
D21	MONTANA	L	52-69
D31	OREGON STATE	W	75-64
J 6	at Fort Lewis	W	63-45
J 9	at Texas-Arlington	W	78-68
J11	at SMU	W	62-59
J13	at Baylor	L	58-73
J23	UTAH*	L	59-72
J25	UTAH STATE*	W	69-63
F 2	at Colorado State*	L	64-68
F 6	at New Mexico*	L	59-64
F 8	at New Mexico State*	L	57-81
F13	BRIGHAM YOUNG*	L	64-81
F18	at Utah State*	W	63-54
F20	at Brigham Young*	L	84-99
F22	at Utah*	L	59-73

A Look at 2008-09
 Cowgirl Coaches
 Meet the Cowgirls
 Why Wyoming
 The Opponents
 Tradition & Records
 This is Wyoming
 MWC

M 1	COLORADO STATE*	W	73-64
M 8	NEW MEXICO STATE*	L	61-67
M10	NEW MEXICO*	W	58-57

***Conference Games**



Chad Lavin
1987-1998
175-162, (.519) Record
12 seasons

1986-87

(15-12)		Chad Lavin	
N28	at Cal State-Fullerton	W	73-72
N29	at Pepperdine	W	56-51
D 3	at Colorado	L	57-80
D 6	AIR FORCE	W	80-60
D10	ADAMS STATE	W	92-79
D18	WEBER STATE	W	67-65
D20	MONTANA STATE	W	70-69
D29	at St. Mary's	W	76-47
D31	at Santa Clara	L	64-67
J 2	at Nevada-Reno	L	65-75
J 3	NW La@Reno	L	76-84
J 9	at Portland State	L	59-65
J10	at Portland	L	58-67
J17	at Northern Colorado	W	95-69
J27	COLORADO STATE*	W	57-49
J31	UTAH*	L	68-81
F 5	NEW MEXICO*	W	68-54
F 7	NEW MEXICO STATE*	L	54-70
F10	at Brigham Young*	L	83-96
F12	at Utah State*	W	84-61
F14	at Utah*	L	48-79
F21	at Colorado State*	W	77-59
F26	at New Mexico State*	L	51-62
F28	at New Mexico*	L	60-66
M3	NEVADA-RENO	W	69-53
M5	UTAH STATE*	W	95-52
M7	BRIGHAM YOUNG*	W	97-88

***HCAC Games**

1987-88

(9-18)		Chad Lavin	
N27	Iowa State@Tempe	L	65-74
N28	San Diego@Tempe	L	46-52
D 1	COLORADO	L	60-76
D 4	WESTERN ILLINOIS	W	80-71
D 5	MONTANA STATE	L	61-76
D 8	at Air Force	W	82-77
D11	ADAMS STATE	W	106-54
D12	FORT LEWIS	W	87-54
D29	at Loyola Marymount	L	55-65
D30	at U.S. International	L	66-77
J 2	at Montana	L	57-68
J 3	at Montana State	L	56-83
J 8	at Portland State	W	82-68
J 9	at Portland	L	35-65
J12	NO. COLORADO	W	67-65
J16	PORTLAND STATE	W	108-63
J22	TEXAS-EL PASO	W	66-62
J30	at Colorado State*	L	51-60
F 4	at Brigham Young*	L	76-79
F 6	at Utah*	L	54-68
F11	CREIGHTON*	L	66-76

F13	NEW MEXICO STATE*	L	66-82
F18	UTAH*	L	58-75
F20	BYU* (OT)	L	78-85
F25	at New Mexico State*	L	58-92
F27	at Creighton*	L	62-68
M5	COLORADO STATE*	W	61-45

***HCAC Games**

1988-89

(18-14)		Chad Lavin	
N25	Iowa@Honolulu	L	40-83
N26	at Hawaii	L	77-93
N27	Illinois@Honolulu	L	54-72
D 2	IDAHO	W	87-64
D 3	PORTLAND	W	72-56
D 6	at Colorado	L	57-82
D10	MSU@Sheridan	L	53-59
D14	NO. COLORADO	L	70-84
D19	CHADRON STATE	W	101-46
D31	at Weber State	L	71-84
J 2	at Idaho State (OT)	W	74-72
J 5	UW-GREEN BAY (OT)	W	76-73
J 8	LOYOLA MARY.	W	61-49
J 9	SW TEXAS STATE	W	79-78
J12	UT-SAN ANTONIO	W	70-67
J14	TEXAS-EL PASO	W	71-56
J18	S. UTAH STATE	W	79-51
J20	PORTLAND STATE	W	71-61
J21	U.S.I.U	L	64-71
J27	at Utah*	L	51-86
J28	at Brigham Young*	L	74-75
F 3	NEW MEXICO STATE*	L	72-73
F 4	CREIGHTON*	W	90-74
F11	at Colorado State*	L	53-63
F16	at Creighton*	W	86-73
F18	at New Mexico State*	L	64-80
F23	AIR FORCE	W	73-58
F25	COLORADO STATE*	W	73-56
M 3	BRIGHAM YOUNG*	W	78-77
M 4	UTAH*	W	79-77
M10	New Mexico State\$	W	67-65
M11	Utah\$	L	54-92

***HCAC Games**

\$HCAC Tournament@Las Cruces

1989-90

(24-8)		Chad Lavin	
N24	at Gonzaga	W	69-60
N25	at Idaho	L	47-55
D 1	WEBER STATE	W	80-73
D 2	PEPPERDINE	W	68-67
D 4	NEW ORLEANS	W	71-54
D 8	MISSOURI-K.C.	W	58-48
D 9	IDAHO STATE	W	69-54
D13	COLORADO	W	67-63
D16	NO. COLORADO	W	81-62
D19	BOISE STATE	W	78-72
J 2	HASTINGS	W	83-61
J 5	Lamar @ Stillwater (OT)	W	65-60
J 6	UT-Arlington	L	70-74
J 6	at Oklahoma State	L	59-79
J13	at Texas-San Antonio	W	68-59
J15	at SW Texas State	W	55-51
J22	METRO STATE	W	88-54
J26	CREIGHTON*	W	83-75
J27	NEW MEXICO STATE*	L	59-81
F 3	at Colorado State*	W	63-54
F 9	at Brigham Young*	W	88-74

F10	at Utah*	W	65-62
F17	COLORADO ST.* (OT)	W	81-76
F23	UTAH*	W	69-66
F24	BRIGHAM YOUNG*	W	84-65
M 1	at New Mexico State*	W	69-64
M 3	at Creighton*	W	72-69
M 8	Colorado State\$	W	78-65
M 9	Utah\$	L	61-80
M22	Toledo#	L	58-75
M23	Fresno State#	L	63-67
M24	Maine#	L	48-68

***HCAC Games**

**\$HCAC Tournery@Salt Lake City
#NWIT@Amarillo**

1990-91

(15-13)		Chad Lavin	
N23	at Idaho State	W	55-50
N24	at Weber State	W	73-68
N30	AUSTIN PEAY	W	77-59
D 1	at UM-Kansas City	L	38-53
D 7	PORTLAND	W	83-64
D 8	MONTANA STATE	L	68-70
D11	at Colorado	L	46-76
D15	OKLAHOMA STATE	L	66-77
D18	CENTRAL MICHIGAN	L	67-69
D30	NORTHERN IOWA	W	67-48
J 2	at San Diego	L	57-89
J 4	at Loyola Marymount	W	59-54
J 5	at Pepperdine	L	37-75
J12	at Creighton*	L	79-84
J19	COLORADO STATE*	W	70-52
J25	UTAH*	L	69-72
J26	BRIGHAM YOUNG*	L	75-81
J31	at Texas-El Paso*	W	50-49
F 2	at San Diego State*	L	75-79
F 8	CREIGHTON*	W	72-71
F11	DENVER	W	88-55
F12	SO. COLORADO	W	71-56
F16	at Colorado State*	W	71-64
F22	at Brigham Young*	W	82-80
F23	at Utah*	L	51-53
M 1	SAN DIEGO STATE*	W	69-58
M 2	TEXAS-EL PASO*	W	73-59
M 8	Utah\$	L	62-74

***WAC Games**

\$WAC Tournament@Laramie

1991-92

(14-14)		Chad Lavin	
N22	NO. COLORADO	W	82-60
N24	WICHITA STATE	W	88-67
N29	S. Utah@Boise	W	87-60
N30	at Boise State	L	73-74
D 2	at Idaho State	W	74-70
D 6	WEBER STATE	W	70-59
D 7	IDAHO STATE	W	90-63
D11	COLORADO	L	66-68
D13	EASTERN MONTANA	W	84-48
J 2	at Baylor	W	66-55
J 3	at Texas A&M	L	76-86
J 5	at Texas Christian	W	69-38
J10	SAN DIEGO	L	70-76
J16	BRIGHAM YOUNG*	L	74-87
J18	UTAH*	L	65-71
J23	at San Diego State*	L	63-83
J 25	at New Mexico*	W	75-45
F 1	at Colorado State*	W	78-60

A Look at 2008-09

Cowgirl Coaches

Meet the Cowgirls

Why Wyoming

The Opponents

Tradition & Records

This is Wyoming

MWC

Records

A Look at 2008-09

Cowgirl Coaches

Meet the Cowgirls

Why Wyoming

The Opponents

Tradition & Records

This is Wyoming

MWC

F 6	CREIGHTON*	L	60-75
F 8	TEXAS-EL PASO*	W	77-57
F13	at Utah*	L	66-73
F15	at Brigham Young*	L	61-68
F20	NEW MEXICO*	W	81-54
F22	SAN DIEGO STATE*	L	69-78
F29	COLORADO STATE*	W	117-57
M 5	at Texas-El Paso*	L	57- 64
M 7	at Creighton*	L	69-81
M13	San Diego State\$	L	58-66

***WAC Games**
\$WAC Tournament@Salt Lake City

1992-93		Chad Lavin	
(14-13)			
D 2	ADAMS STATE	W	74-56
D 6	at Northern Iowa	W	62-52
D 7	at Creighton	L	61-98
D11	BAYLOR	L	67-76
D12	LOYOLA MARY	L	51- 53
D19	TOLEDO	W	64-63
D20	SW TEXAS STATE	W	71-66
D29	at Colorado	L	56- 72
J 2	TEXAS A&M	W	75-66
J 5	at Southern Utah	W	63-59
J 7	at Weber State	W	72-61
J 9	at Idaho State	W	61-59
J16	COLORADO STATE*	W	83-69
J22	UTAH*	L	55-75
J23	BRIGHAM YOUNG*	L	75-78
J28	at Fresno State*	L	70-98
J30	at San Diego State*	L	48-53
F 4	TEXAS-EL PASO*	L	69-73
F 6	NEW MEXICO*	W	69-57
F13	at Colorado State*	L	58-70
F19	at Brigham Young*	L	67-83
F20	at Utah*	L	58-62
F25	SAN DIEGO STATE*	W	78-72
F27	FRESNO STATE*	W	89-73
M 4	at New Mexico*	W	75-52
M 6	at Texas-El Paso*	W	66-64
M10	Texas-El Paso\$	L	55- 68

***WAC Games**
\$WAC Tournament@Salt Lake City

1993-94		Chad Lavin	
(13-14)			
N26	METRO STATE	W	75-62
N27	SOUTHERN UTAH	L	61-64
D 3	at Hawaii	L	73-91
D 4	JAA@Honolulu	W	77-64
D 5	Boise St.@Honolulu	L	60-80
D 9	TEXAS CHRISTIAN	W	81-71
D18	NO. COLORADO	W	72-59
D31	TCU@Stillwater	L	63-76
J 1	FSU@Stillwater	L	56-60
J 2	at Wichita State	L	62-68
J 7	IDAHO STATE	L	68-73
J 8	WEBER STATE	W	67-49
J13	TEXAS-EL PASO*	W	76-64
J15	NEW MEXICO*	W	69-58
J20	at Utah*	L	47-65
J22	at Brigham Young*	W	80-71
J27	FRESNO STATE*	W	76-61
J29	SAN DIEGO STATE*	L	54-76
F 4	at San Diego State*	L	61-70
F 6	at Fresno State*	W	73-70
F10	BRIGHAM YOUNG*	L	55-72

F12	UTAH*	L	58-60
F19	COLORADO STATE*	W	82-78
F25	at Texas-El Paso*	L	56-67
F27	at New Mexico*	W	70-54
M 5	at Colorado State*	W	70-67
M 9	Fresno State \$	L	52-61

***WAC Games**
\$WAC Tournament@Salt Lake City

1994-95		Chad Lavin	
(15-12)			
N25	METRO STATE	W	72-52
N26	ST. FRANCIS	W	105-65
D 3	CREIGHTON (OT)	L	97-100
D 7	COLORADO	L	59-78
D10	CHADRON STATE	W	79-54
D12	SOUTHERN UTAH	W	71-69
D18	ADAMS STATE	W	88-47
J 2	at Southern Utah	L	64-97
J 4	at Idaho State	W	87-84
J 5	at Weber State	L	76-93
J 8	PEPPERDINE	W	66-53
J12	at Texas-El Paso*	L	63-76
J14	at New Mexico*	W	78-53
J20	at Colorado State*	L	52-59
J26	SAN DIEGO STATE*	L	49-68
J28	FRESNO STATE *	W	59-45
F 2	at Fresno State*	L	59-75
F 4	at San Diego State*	L	55-81
F 9	UTAH*	L	60-72
F11	BRIGHAM YOUNG*	W	77-71
F16	at Brigham Young*	W	78-69
F18	at Utah*	L	44-59
F23	NEW MEXICO*	W	73-67
F25	TEXAS-EL PASO*	W	76-71
M 2	COLORADO STATE*	W	71-61
M 3	CAL-POLY SLO	W	92-71
M 8	Fresno State\$	L	76-85

***WAC Games**
\$WAC Tournament@Albuquerque

1995-96		Chad Lavin	
(11-16)			
N24	Montana State%	L	54-58
N25	Appalachian State%	L	60-75
D 1	Arizona^	L	61-80
D 3	San Francisco^	L	44-68
D 7	at Colorado	L	48-70
D12	METRO STATE	W	84-63
D16	SO. COLORADO	W	107-54
D20	ALBERTSON	W	69-53
D30	at Cal Poly SLO	L	51-67
D31	at Pepperdine	L	64-86
J 5	WEBER STATE	L	60-68
J 6	IDAHO STATE	W	71-50
J11	TEXAS-EL PASO*	W	70-55
J13	NEW MEXICO*	W	70-64
J20	COLORADO STATE*	L	66-83
J25	at Brigham Young*	L	70-83
J27	at Utah*	L	55-57
F 1	FRESNO STATE*	W	58-45
F 3	SAN DIEGO STATE*	W	66-60
F 8	at Fresno State*	W	58-52
F10	at San Diego State*	L	38-55
F15	UTAH*	L	44-59
F17	BRIGHAM YOUNG*	W	77-60
F22	at Texas-El Paso*	W	63-60

F24 at New Mexico*(2OT) L 74-84
M 1 at Colorado State* L 59-76
M 6 at New Mexico\$ L 59-76
%Montana State Tourney@Bozeman
^Arizona Tournament@Tucson
***WAC Games**
\$WAC Tournament@Albuquerque

1996-97		Chad Lavin	
(17-11)			
N22	CREIGHTON	W	72-58
N24	MONTANA STATE#	W	52-41
N30	at Minnesota^	L	66-68
D 1	Kent State^ (OT)	W	79-75
D 4	COLORADO	L	44-58
D 6	Cal St. Fullerton%	W	57-56
D 7	Army%	W	79-53
D14	MONT. ST.-BILLINGS	W	69-55
D18	METRO STATE	W	66-54
D28	at Montana!	L	41-62
D29	Lehigh!	W	55-53
J 2	at UNLV*	W	71-54
J 4	at Air Force*	W	78-55
J11	COLORADO STATE*	L	61-75
J16	SAN DIEGO STATE*	L	48-54
J18	HAWAI! *(OT)	L	78-81
J23	at San Jose State*	W	74-51
J25	at Fresno State*	L	38-60
J30	AIR FORCE*	W	74-52
F 1	UNLV*	W	79-60
F 6	at Colorado State*	W	66-65
F 8	BRIGHAM YOUNG*	W	81-69
F13	at Hawaii!*	L	42-63
F15	at San Diego State*	L	48-79
F20	FRESNO STATE*	W	71-38
F22	SAN JOSE STATE*	W	86-53
F28	Brigham Young*	L	77-88
M 3	Brigham Young\$	L	60-70

#Game played in Sheridan, Wyo.
^Minnesota Tourney@Minneapolis
%Air Force Tourney@Colorado Springs
!Montana Tournament@Missoula
***WAC Games**
\$WAC Tournament@Las Vegas

1997-98		Chad Lavin	
(10-17)			
N21	TEXAS-PAN AM	W	105-50
N23	WASHINGTON ST.	L	68-70
D 1	ALBERTSON	W	80-56
D 5	Idaho State^	L	73-79
D 6	Weber State^	W	68-63
D10	at Colorado	L	57-79
D14	Montana State#	L	55-62
D19	at Creighton	L	49-66
D20	at Nebraska	L	41-92
J 1	UNLV*	W	69-50
J 3	AIR FORCE*	W	86-51
J 8	at UTEP*	L	64-74
J11	at New Mexico*	L	45-72
J15	UTAH*	L	63-74
J17	BRIGHAM YOUNG*	L	63-66
J21	DENVER	W	79-60
J24	at Colorado State*	L	67-99
J29	at Air Force*	W	82-54
F 1	at UNLV*	L	50-66
F 5	NEW MEXICO*	L	46-60
F 7	UTEP*	W	76-70

F12	at Utah*	L	62-75
F14	at Brigham Young*	W	70-66
F19	COLORADO STATE*	L	43-62
F21	at Fresno State*	L	73-74
F26	FRESNO STATE*	W	78-70
M 2	SMU\$	L	55-69

^Air Force Tourney@Colorado Springs
#Game played in Gillette, Wyo.
***WAC Games**
\$WAC Tournament@Las Vegas



Cindy Fisher
 1999-2003
 59-81, (.421) Record
 Five seasons

1998-99

(7-19)	Cindy Fisher
N13	CREIGHTON L 46-75
N18	DENVER W 60-56
N24	at Washington State L 49-94
N27	Illinois Chicago% W 62-50
N28	at Oregon% L 33-63
D 4	Loyola Marymount^ W 65-53
D 5	Western Michigan^ L 71-84
D 9	COLORADO L 50-70
D13	Montana State# L 78-81
J 2	Southwest State W 90-60
J 4	at Nevada-Reno L 56-70
J 7	Rice* L 49-76
J 9	Tulsa* W 76-63
J14	at SMU* L 66-97
J16	at TCU* L 78-93
J23	COLORADO STATE* L 67-93
J28	UNLV* L 56-83
J30	AIR FORCE* W 89-58
F 4	at Tulsa* L 59-74
F 6	at Rice* L 44-57
F11	SMU* L 67-76
F13	TCU* L 73-88
F17	at Denver L 63-87
F20	at Colorado State* L 68-101
F25	at Air Force* W 79-63
F27	at UNLV* L 74-79

#Game played in Billings, Mont.
%Pepsi Shootout@Eugene, Ore.
^Air Force Tourney@Colorado Springs
***MWC Games**

1999-2000

(10-18)	Cindy Fisher
N19	Portland% L 59-77
N20	at Idaho State% (OT) L 92-95
N22	at Weber State W 73-70
N26	Dayton# L 59-79
N27	Quinnipiac# W 69-65
D 1	PENNSYLVANIA W 88-70
D 4	at Creighton L 62-74
D 8	at Colorado L 59-78
D11	Montana State-Bill^ W 83-70
D19	NEBRASKA L 74-89
D30	at Montana State W 90-77
J 5	NEVADA (2OT) L 81-90

J 8	at Texas A&M-CC W 64-60
J15	at Colorado State* L 69-86
J20	at Utah* L 46-84
J22	at Brigham Young* L 65-80
J27	NEW MEXICO* L 61-76
J29	AIR FORCE* W 86-72
F 3	at San Diego State* W 78-71
F 5	at UNLV* L 59-73
F11	COLORADO STATE* L 48-89
F17	UTAH* L 66-85
F19	BRIGHAM YOUNG* L 69-70
F24	at New Mexico* L 52-88
F26	at Air Force* W 62-48
M 2	SDSU* W 63-55
M 4	UNLV* L 81-96
M 8	vs. Colorado State\$ L 57-79

%American Dream Classic@
Pocatello, ID
#Masry & Vititoe Tourney@San Diego
^Game played in Casper, Wyo.
***MWC Games**
\$MWC Tournament@Las Vegas

2000-01

(11-17)	Cindy Fisher
N18	CHADRON STATE W 95-77
N24	vs. Kansas State%(OT) W 73-70
N25	at Oregon State L 55-72
N27	OAKLAND W 82-73
N29	COLORADO L 70-78
D 6	WEBER STATE W 71-66
D 9	at Northern Arizona L 55-77
D16	vs. Idaho State^ W 64-46
D19	at Nevada L 68-78
D21	at Sacramento State W 80-68
D30	MONMOUTH W 90-55
J 2	TEXAS A&M-CC W 72-70
J 5	at UT Pan American L 61-66
J13	COLORADO STATE* L 51-76
J18	at Brigham Young* L 57-78
J20	at Utah* L 48-54
J25	NEW MEXICO* L 53-57
J27	AIR FORCE* W 58-54
F 1	at San Diego State* L 50-58
F 3	at UNLV* L 61-69
F10	at Colorado State* L 49-69
F15	UTAH* L 36-69
F17	BRIGHAM YOUNG* L 59-83
F22	at Air Force* W 68-63
F24	at New Mexico* L 54-65
M 1	UNLV* L 69-72
M 3	SAN DIEGO STATE* W 73-59
M 7	vs. Colorado State\$ L 59-70

%Oregon St Beaver Classic@Corvallis
^Game played in Casper, Wyo.
***MWC Games**
\$MWC Tournament@Las Vegas

2001-02

(13-15)	Cindy Fisher
N18	SACRAMENTO ST. W 101-47
N23	at Hawaii% L 61-69
N24	vs. Minnesota% L 66-92
N25	vs. Florida Atlantic% W 75-71
D 1	NEVADA (OT) W 82-78
D 4	at Montana State L 53-68
D12	at Colorado L 57-81
D15	vs. Oregon State^ L 55-70

D21	UT PAN AMERICAN W 94-69
D29	NORTHERN ARIZONA W 61-59
J 1	WESTERN N.M. W 93-42
J 5	at Idaho State W 74-59
J10	at Utah* L 59-80
J12	at Brigham Young* L 65-81
J17	UNLV* W 75-58
J19	SAN DIEGO STATE* W 86-51
J25	at Colorado State* L 49-57
J31	at Air Force* W 70-66
F 2	at New Mexico* L 41-56
F 7	BRIGHAM YOUNG* L 58-75
F 9	UTAH* L 53-66
F14	at San Diego State* W 53-43
F16	at UNLV* L 61-66
F19	CHICAGO STATE W 70-44
F23	COLORADO STATE*(OT) L 62-64
F28	NEW MEXICO* L 61-70
M 2	AIR FORCE* W 71-67
M 6	vs. Brigham Young\$ L 69-82

%Rainbow Wahine Classic
^Game played in Casper, Wyo.
***MWC Games**
\$MWC Tournament@Las Vegas

2002-03

(18-12)	Cindy Fisher
N22	at Washington State W 82-51
N24	at E. Washington W 64-50
N29	at Alaska-Fairbanks% W 76-55
N30	vs. Rice% W 82-64
D 4	COLORADO L 62-73
D14	vs. Texas Tech^ L 64-84
D17	MESA STATE W 75-47
D22	at Cal St. Northridge W 97-75
D28	WEBER STATE L 63-65
D31	at Northern Arizona W 56-51
J 4	IDAHO STATE W 69-44
J 8	at Portland W 76-67
J11	MONTANA STATE W 74-65
J16	at Utah* L 47-63
J18	at BYU* L 59-67
J23	AIR FORCE* W 68-53
J25	NEW MEXICO* W 71-58
F 1	COLORADO STATE*(OT) W 69-64
F 6	at UNLV* L 65-68
F 8	at San Diego State* W 66-52
F13	BYU* W 66-59
F15	UTAH* L 59-70
F20	at New Mexico* L 37-70
F22	at Air Force W 78-49
F28	at Colorado State* L 51-73
M 5	SAN DIEGO STATE* W 60-43
M 7	UNLV* L 70-80
M12	vs. Colorado State\$ L 56-59
M21	MONTANA& (OT) W 76-74
M23	at Colorado State& L 64-73

%Mt. McKinley North Star Invitational
^Game played in Casper, Wyo.
***MWC Games**
\$MWC Tournament@Las Vegas
&WNIT Game

A Look at 2008-09

Cowgirl Coaches

Meet the Cowgirls

Why Wyoming

The Opponents

Tradition & Records

This is Wyoming

MWC



Joe Legerski
2004-present
99-55 (.643) Record
Five Seasons

2003-04

(11-18)		Joe Legerski
N22	at Denver	L 39-62
N24	WASHINGTON ST.	L 50-59
N28	SOUTHERN UTAH (OT)	L 69-70
D 6	at Texas Tech	L 26-77
D10	at Northern Iowa	L 46-53
D13	vs. MSU-Billings	W 62-51
D19	PORTLAND	L 43-59
D28	at Colorado	L 39-71
D30	CAL ST.-NORTH	W 72-53
J 2	NO. ARIZONA	W 49-38
J 4	NAVY	W 69-60
J 7	at Weber State	L 49-61
J10	E. WASHINGTON	L 30-53
J15	UTAH*	L 39-57
J17	BYU*	W 57-50
J22	at San Diego State*	W 71-60
J24	at UNLV*	L 47-67
J30	COLORADO STATE*	W 58-53
F 5	AIR FORCE*	W 69-37
F 7	NEW MEXICO*	L 56-61
F12	at BYU*	L 50-67
F14	at Utah*	L 45-59
F19	UNLV*	L 55-66
F21	SAN DIEGO STATE*	W 71-46
F27	at Colorado State*	L 49-60
M 4	at New Mexico*	L 39-58
M 6	at Air Force*	W 65-44
M10	vs. Colorado State\$	W 67-61
M12	vs. New Mexico\$	L 44-51

^Game played in Casper, Wyo.
*MWC Games
\$MWC Tournament@Denver

2004-05

(16-12)		Joe Legerski
N19	at Kansas State	L 42-85
N21	UCCS	W 61-43
N26	DENVER	W 55-54
N28	NORTHERN IOWA	W 65-45
D 1	COLORADO	W 72-67
D 6	UT-PAN AM	W 76-51
D11	vs. Ohio^	W 89-43
D17	WEBER STATE	L 58-71
D20	at Northern Colorado	W 64-39
D28	at Boise State	L 44-55
D30	at Idaho State	W 65-54
J 6	at Montana	L 45-48
J 8	at Sacramento State	W 58-36
J13	at BYU*	W 74-63
J15	at Utah*	L 49-67
J20	UNLV*	W 46-43
J22	SAN DIEGO STATE*	W 69-43
J28	at Colorado State*	L 51-61
F 3	at New Mexico*	L 49-62
F 5	at Air Force* (OT)	L 66-69
F10	UTAH* (2OT)	L 79-82
F12	BYU*	W 75-56

F17	at San Diego State*	W 69-66
F19	at UNLV*	L 66-70
F24	COLORADO STATE	W 68-45
M 3	AIR FORCE*	W 60-43
M 5	NEW MEXICO	L 48-65
M 9	vs. UNLV\$	L 59-64

^Game played in Casper, Wyo.
*MWC Games
\$MWC Tournament@Denver

2005-06

(21-9)		Joe Legerski
N19	SACRAMENTO STATE	W 47-35
N21	at Colorado	W 66-50
N28	KANSAS STATE	L 55-65
D 2	MONTANA	W 50-45
D 4	at Denver	W 62-47
D 7	BOISE STATE	W 68-54
D10	NO. COLORADO	W 71-47
D17	vs. Chadron State^	W 75-39
D19	at Utah State	W 73-59
D21	at Weber State	W 51-36
D29	IDAHO STATE	W 78-60
J 5	at UNLV*	L 56-65
J 7	TCU*	W 68-67
J11	at Air Force*	W 64-55
J14	at New Mexico*	L 39-62
J18	BYU*	L 44-60
J25	COLORADO STATE* (OT)	W 87-80
J28	at San Diego State*	W 64-53
F 2	at Utah*	L 47-55
F 4	UNLV*	W 53-50
F 8	at TCU*	L 59-67
F11	AIR FORCE*	W 59-33
F15	NEW MEXICO*	W 59-52
F18	at BYU*	W 57-56
F25	at Colorado State*	W 78-71
M 2	SAN DIEGO STATE*	W 78-45
M 4	UTAH* (OT)	L 67-69
M 8	vs. TCU\$	L 55-63
M18	OREGON STATE	W 67-49
M22	NEBRASKA	L 67-72

^Game played in Casper, Wyo.
*MWC Games
\$MWC Tournament@Denver
#WNIT Tournament Game

2006-07

(27-9)		Joe Legerski
N12	SAN FRANCISCO	W 71-58
N15	at Northern Colorado	W 76-46
N17	at Kansas State (OT)	L 62-68
N21	COLORADO	W 68-49
N24	vs. Charlotte!	W 77-55
N25	vs. Nevada!	W 80-71
N28	at Idaho State	W 79-58
N30	at Montana	L 59-70
D 9	vs. Western State^	W 69-56
D17	UTAH STATE	W 62-43
D28	vs. Idaho%	W 68-45
D29	at Montana%	L 72-79
J 4	NEW MEXICO*	W 54-51
J11	at UNLV*	L 46-51
J13	at BYU*	L 52-55
J20	SAN DIEGO STATE*	W 71-47
J25	TCU*	W 66-51

J27	at Colorado State* (OT)	W 78-66
F 1	at Air Force*	W 64-43
F 4	UTAH*	W 56-55
F10	at New Mexico*	L 43-50
F15	UNLV*	W 85-59
F18	BYU*	L 62-69
F22	at San Diego State*	L 47-55
F25	COLORADO STATE*	W 72-37
F28	AIR FORCE*	W 64-35
M 3	at Utah*	W 62-53
M 7	vs. San Diego State\$	W 56-44
M 9	vs. New Mexico\$	L 53-65
M15	NEVADA#	W 84-56
M18	MISSOURI#	W 73-67
M22	OREGON#	W 64-62
M25	SOUTH DAKOTA ST.#	W 70-59
M28	KANSAS STATE# (3OT)	W 89-79
M31	WISCONSIN#	W 72-56

! Coors Classic in Boulder, Colo.
%Lady Griz Classic in Missoula, Mont.
^Game played in Casper, Wyo.
*MWC Games
\$MWC Tournament@Las Vegas
#WNIT Tournament Game

2007-08

(24-7)		Joe Legerski
N 9	IDAHO STATE	W 76-50
N15	KANSAS STATE	W 56-44
N18	at Saint Louis	W 61-57
N20	at Wisconsin (OT)	W 67-66
N29	MONTANA	W 65-54
D 1	DENVER	W 61-45
D 5	at Colorado	L 55-69
D 8	vs. Saint Joseph's!	W 66-64
D 9	at Iowa!	W 54-50
D15	vs. Texas Woman's^	W 75-60
D17	NO. COLORADO	W 68-37
D19	WESTMINSTER	W 73-35
J 3	at San Francisco	W 53-51
J 9	at New Mexico*	W 58-52
J12	TCU*	W 62-45
J16	at Air Force*	W 75-59
J19	SAN DIEGO STATE*	W 65-49
J23	UNLV*	W 87-39
J26	at Colorado State*	W 68-55
J30	UTAH*	L 59-60
F 2	at BYU*	L 42-56
F10	NEW MEXICO*	W 70-55
F13	at TCU*	L 59-73
F16	AIR FORCE*	W 60-32
F20	at San Diego State*	W 55-44
F23	at UNLV*	W 88-78
F27	COLORADO STATE*	W 68-46
M 2	at Utah*	L 53-67
M 5	BYU*	W 68-34
M12	vs. San Diego State\$	L 54-66
M22	vs. Pittsburgh%	L 58-63

! KCRG-TV9 Hawkeye Challenge in Iowa City, Iowa
^Game played in Casper, Wyo.
*MWC Games
\$MWC Tournament@Las Vegas
%NCAA Tournament Game

LETTERWINNERS

-A-

Ader, Pam - 1984-85-86-87
 Aguirre, Jodie - 1986
 Alexander, Mickey - 1989-90
 Allen, Heather-1998-99
 Anderson, Nancy - 1980
 Anderson, Sharon - 1975-76-77
 Andrade, Lauren - 1995
 Arsene, Darci - 2000-01-02-03

-B-

Bacon, Carrie - 1999-00-02-03
 Bacon, Christy - 1999-00-01-02
 Barnett, Patricia - 1976
 Baxter, Kim - 2001
 Beadles, Jamie - 1989
 Befus, Marcy - 1988-89
 Bennett, Kristy - 1982-83
 Benton, Kim - 1979
 Beyer, Jeannie - 1977
 Black, Chris - 1977
 Black, Yvonne - 1975
 Blackwell, Leah - 1985
 Bolerjack, Amy - 2005-07
 Bolerjack, Jodi - 2005-06-07-08
 Bower, Cindy - 1976-77-78-79
 Brown, Chris - 1976-77
 Brown, Kristi - 1993-94
 Brown, Linda - 1975
 Brown, Mary - 2005
 Bullinger, Gwen - 1986
 Burnett, Amy - 1992-93-94-95
 Buston, Kim - 1987-88-89-90

-C-

Camp, Ali - 2004-05
 Cardona, Kellie - 1985
 Carlson, Collen - 1985
 Carlson, Hillary - 2008
 Carlson, Jana - 1975
 Carver, Amy - 1981
 Cline, Mallory - 2007-08
 Coggins, Debbie - 1981-82-83-84
 Cotton, Beth - 1980-81
 Crawford, Jamie - 1991-92-93
 Cross, Jeseca - 1994-95-96-97
 Crouch, Casey - 1995-96
 Curry, Donna - 1990-91-92-93

-D-

Daniels, Lisa - 1985-86-87-88
 Darling, Rhonda - 1990
 Davis, Denise - 1978-79
 Davis, Kathy - 1975-76
 Davis, Nancy - 1975-76
 Dayer, Donna - 1978
 D'Haillicourt, Renee - 1982
 D'Haillicourt, Robin - 1982-83
 DeVoe, Susan - 1981
 DeVore, Jennifer - 1991-92-93-94
 Dissen, Elisabeth - 2006-07-08
 Dulaney, Regan - 1996-97-98-99

-E-

Elliott, Ashley - 2002-03-04-05
 Englund, Tonja - 1989
 Ewing, Lorissa - 2003-04-05-06

-F-

Fairless, Christine, 1986-87-88-89
 Finley, Joan - 1991
 Fulton, Sherri - 1989-90-92
 Funke, Terry Kaye - 1976-77

-G-

Gamble, Jeanne - 1975
 Gibbs, Jessica - 2000-01
 Gilpin, Linda - 1976-77-78-79
 Glasser, Lisa-1998-00

Gonser, Mandy-1998
 Gonzalez, Elsa - 1981-82-83-84
 Gorenstein, Annie - 2004-06
 Gunderman, Karen - 1982
 Gustin, Scarlett - 1992-93

-H-

Haff, Mitzy - 1984
 Harp-Guthrie, Sharon - 1983-84-85-86
 Harris, Angiah - 2004-05-07
 Harrison, Valerie - 1991-92
 Heiss, Amy - 1982
 Henderson, Kate - 1978
 Herold, Gwen - 1978
 Hicks, Erin - 2005-06
 Hippen, Sara - 2002-03-04-05
 Hitchens, Brenda - 1981
 Hoffman, Shelby - 1998-99-00-01
 Holmes, Betty - 1975-77
 Hood, Millie - 1976
 Hoppes, Michele - 1984-85-86-87
 Huff, Lina - 1982-83-84-85
 Hunt, Teri - 1984
 Hynes, Lisa - 1980-81-82-83

-I-

Ingalls, Chrissy - 1996-97
 Iverson, AJ - 2004

-J-

Jackson, Linda - 1987-88
 Johnson, Tracey - 1977
 Jorgensen, Julie - 1977-78

-K-

Kauffman, Marie - 1989-90-91-92
 Keating, Laura - 2004
 Kemp, Kristin - 1989-90-91-92
 Kennedy, Jade - 2008
 Kipper, Lori - 1980-81
 Kline, Lori - 1979-81-82-83
 Knight, Anna - 1991-92-93-94
 Koehler, Gemma - 2008
 Kraatz, Nancy - 1980-81
 Kraft, Alysia - 2006
 Kusler, Becky - 1979-80-81-82

-L-

LaPar, Tarah - 2004-05
 Lazzeri, Jenny - 1996-97-98-99
 Lenhardt, Kristen - 2002-03-04-05
 Lewis, Peggy - 1976-77
 Lieber, Michelle - 2004
 Lien, Sandra - 1982
 Lindberg, Agnes-2000
 Losenegger, Sara - 1993-94
 Lund, Stacey - 1990-91-92-93

-M-

Makovicka, Rita - 1980-81-82-83
 Marso, Molly - 1999
 McAdams, Heather - 1994-95
 McCann, Lisa - 2000-01-02-03
 McColl, Ann - 2000-01-02-03
 McGuffey, Megan - 2006-07-08
 McRee, Kelly - 2002
 Meeker, Dale Ann - 1977-78-79
 Miller, Denise - 1976
 Mondt, Lyn - 1979
 Mooney, Kathleen - 1983
 Mordecai, Megan - 2007-08

-N-

Nachtman, Lona - 1975-76
 Nickerson, Kathy - 1975-76
 Norman, Debbie - 1977

-O-

Olson, Erin - 1996
 Owens, Sue - 1979-80

-P-

Palmore, Yvette - 1986
 Pejsa, Laura - 1993-94-95
 Peoples, Stephanie - 1983
 Petersen, Nancy - 1985-86-87-88
 Pickup, Brenda - 2001-02-03
 Plumlee, Yvette - 1987-88-90-91
 Podziemaska, Justyna - 2007-08
 Poindexter, Teresa - 1985-87
 Proffit, Nonie - 1986
 Przekwas, Jenny - 1983-84-85-86

-R-

Rayfield, Lori - 1979-80
 Reed, Debra - 1979-80-81
 Reese, Christa - 1986-88
 Richter, Janice - 1985
 Rider, Jennifer - 1993-94-95
 Rider, Nichole - 1992-93-95
 Rimsky, Tara - 2002
 Romeijn, Aimee - 1993-94
 Rupert, Ann - 1975
 Russell, Jennifer - 1995-96-97-98

-S-

Saul, Nancy - 1983
 Schmidt, Linda - 1978-79
 Schmidt, Lindsay - 2004-05
 Schneider, Terri - 1978
 Shaffner, Heather - 1999-01-02-03
 Sisk, Dominique - 2005-06-07-08
 Skiles, Merc - 1989-90
 Spahn, Myra - 1981
 Sprod, Lisa - 1996-97
 Stapp, Courtney - 1995-96-97-98
 Stapp, Taran - 1997-98-99-00
 Stohrer, Anne-1998
 Stratton, Kari - 1997
 Stucky, Carly - 2000-02
 Stucky, Emily - 2000
 St. Clair, Sara - 1980
 Sundquist, Angie - 1988-90

-T-

Taylor, Michelle - 2003-04-05-06
 Thompson, Jessica - 1994-95-96-97
 Tomlin, Rebecca - 1996-97-98-99
 Treide, Krista - 1988-89-90-91
 Tucker, Dafina - 2003

-V-

Vanderjagt, Rebecca - 2006-07-08
 Vandiver, Aubrey - 2007-08

-W-

Warren, Gayle - 1976-77
 Wendling, Debbie - 1977
 Wheeler, Tina - 1986-87-88-89
 Wiersma, Chassie - 2002-03
 Wiersma, Cherrith - 2002-03
 Willis, Roberta - 1982
 Wisroth, Rosanne - 1977-78-79
 Worman, Mistee - 1996-97

-Y-

York, Jennifer - 1984

-Z-

Zavec, Hanna - 2005-06-07-08
 Zihlman, Mandy - 1997
 Zehr, Jessica - 1998

Records-1,000 Point Club

A Look at 2008-09

Cowgirl Coaches

Meet the Cowgirls

Why Wyoming

The Opponents

Tradition & Records

This is Wyoming

MWC



CHRISTINE FAIRLESS CAREER STATISTICS (1986-89) 1,933 points 17.6 ppg

YR	G	FG-FGA	PCT	3FG-FGA	PCT	FT-FTA	PCT	PTS/AVG	REB/AVG	A	B	S
'86	27	162-316	.513			47-57	.825	371/13.7	107/4.0	56	1	14
'87	25	221-371	.594	2-3	.667	44-54	.815	488/19.5	73/2.9	104	2	22
'88	27	243-492	.494	7-14	.500	30-33	.909	523/19.4	85/3.1	78	1	18
'89	31	239-488	.490	20-52	.385	53-56	.946	551/17.8	68/2.2	82	3	27
Totals	110	865-1668	.519	29-69	.420	174-200	.870	1933/17.6	333/2.0	310	7	81



MICHELE HOPPES CAREER STATISTICS (1984-87) 1,842 points 16.7 ppg

YR	G	FG-FGA	PCT	3FG-FGA	PCT	FT-FTA	PCT	PTS/AVG	REB/AVG	A	B	S
'84	28	156-368	.424			66-106	.623	378/13.5	258/9.2	15	26	23
'85	28	194-416	.466			74-107	.692	466/16.6	298/10.6	39	35	34
'86	27	174-397	.438			84-120	.700	432/16.0	278/10.3	23	40	24
'87	27	236-500	.472	0-9	.000	94-129	.729	566/21.0	270/10.0	30	33	23
Totals	110	760-1681	.452	0-9	.000	318-462	.688	1842/16.7	1104/10/0	107	134	104



AMY BURNETT CAREER STATISTICS (1992-95) 1,782 points 16.3 ppg

YR	G	FG-FGA	PCT	3FG-FGA	PCT	FT-FTA	PCT	PTS/AVG	REB/AVG	A	B	S
'92	28	61-107	.570	4-6	.667	73-95	.768	199/7.1	121/4.3	17	3	15
'93	27	119-211	.564	30-62	.484	133-158	.842	401/14.9	165/6.1	43	6	32
'94	27	176-300	.587	19-49	.388	197-232	.849	568/21.0	286/10.6	41	6	40
'95	27	195-330	.591	30-81	.370	194-229	.847	614/22.7	257/9.5	61	5	40
Totals	109	551-948	.581	83-198	.419	597-714	.836	1782/16.3	829/7.6	162	20	127



HANNA ZAVECZ CAREER STATISTICS (2005-08) 1,746 points 14.1 ppg

YR	G	FG-FGA	PCT	3FG-FGA	PCT	FT-FTA	PCT	PTS/AVG	REB/AVG	A	B	S
'05	28/28	141-343	.411	32-100	.320	85-123	.691	399/14.3	180/6.4	69	24	48
'06	30/30	135-350	.386	47-139	.338	116-160	.725	433/14.4	200/6.7	117	38	69
'07	35/35	148-346	.428	45-111	.405	147-196	.750	488/13.9	180/5.1	134	49	59
'08	31/31	140-346	.405	22-93	.237	124-191	.649	426/13.7	187/6.0	112	51	50
Totals	124/124	564-1385	.407	146-443	.330	472-670	.704	1746/14.1	747/6.0	432	162	226



CARRIE BACON CAREER STATISTICS (1999-03) 1,692 points 15.1 ppg

YR	G	FG-FGA	PCT	3FG-FGA	PCT	FT-FTA	PCT	PTS/AVG	REB/AVG	A	B	S
'99	26/26	140-344	.407	1-11	.091	99-132	.750	380/14.6	167/6.4	34	18	46
'00	28/28	191-398	.480	1-5	.200	112-147	.762	495/17.1	226/8.1	74	8	39
'02	28/27	141-331	.426	9-28	.321	82-114	.719	373/13.3	177/6.3	56	12	39
'03	30/30	160-325	.492	27-66	.409	97-126	.770	444/14.8	191/6.4	56	5	45
Totals	112/111	632-1398	.452	38-110	.345	390-519	.751	1692/15.1	761/6.8	220	43	169



RITA MAKOVICKA CAREER STATISTICS (1980-83) 1,578 points 13.7 ppg

YR	G	FG-FGA	PCT	3FG-FGA	PCT	FT-FTA	PCT	PTS/AVG	REB/AVG	A	B	S
'80	29	145-270	.537			80-120	.667	370/12.8	263/9.1	20	11	43
'81	30	153-301	.508			69-101	.683	375/12.5	226/7.5	26	13	31
'82	29	161-302	.533			74-107	.692	396/13.7	285/9.8	38	22	29
'83	27	183-326	.561			70-103	.680	437/16.2	232/8.6	43	10	48
Totals	115	642-1199	.535			293-431	.680	1578/13.7	1006/8.7	127	56	151



MARIE KAUFFMAN CAREER STATISTICS (1989-92) 1,526 points 12.7 ppg

YR	G	FG-FGA	PCT	3FG-FGA	PCT	FT-FTA	PCT	PTS/AVG	REB/AVG	A	B	S
'89	32	131-243	.539	0-0	.000	58-94	.617	320/10.0	215/6.7	7	11	29
'90	32	151-302	.500	1-1	1.00	79-117	.675	382/11.9	238/7.4	30	18	40
'91	28	176-341	.516	0-0	.000	62-94	.660	414/14.8	220/7.9	7	8	38
'92	28	174-319	.545	0-0	.000	62-89	.697	410/14.6	199/7.1	30	14	36
Totals	120	632-1205	.524	1-1	1.00	261-394	.662	1526/12.7	872/7.3	74	51	143



LORI KLINE CAREER STATISTICS (1979, 1981-83) 1,521 points 13.1 ppg

YR	G	FG-FGA	PCT	3FG-FGA	PCT	FT-FTA	PCT	PTS/AVG	REB/AVG	A	B	S
'79	30	110-277	.397			44-94	.468	264/8.8	217/7.2	14	64	28
'81	30	202-460	.439			75-135	.556	479/16.0	244/8.1	12	85	20
'82	29	183-430	.426			85-133	.639	451/15.6	262/9.0	40	93	39
'83	27	130-329	.395			67-96	.698	327/12.1	224/8.3	30	80	33
Totals	116	625-1496	.418			271-458	.592	1521/13.1	947/8.2	96	322	120

Records-1,000 Point Club



ASHLEY ELLIOTT CAREER STATISTICS (2002-05) **1,425 points** **12.4 ppg**

YR	G	FG-FGA	PCT	3FG-FGA	PCT	FT-FTA	PCT	PTS/AVG	REB/AVG	A	B	S
'02	28/1	38-116	.328	9-39	.231	35-39	.897	120/4.3	42/1.5	33	4	24
'03	30/30	109-298	.366	55-147	.374	65-78	.833	338/11.3	137/4.6	93	4	42
'04	29/29	155-441	.351	79-224	.353	100-130	.769	489/16.9	141/4.9	92	4	47
'05	<u>28/28</u>	<u>152-383</u>	<u>.397</u>	<u>62-174</u>	<u>.356</u>	<u>112-130</u>	<u>.862</u>	<u>478/17.1</u>	<u>112/4.0</u>	<u>112</u>	<u>4</u>	<u>74</u>
Totals	115/88	454-1238	.367	205-584	.351	312-377	.828	1425/12.4	432/3.8	330	16	187



COURTNEY STAPP CAREER STATISTICS (1995-98) **1,278 points** **13.3 ppg**

YR	G	FG-FGA	PCT	3FG-FGA	PCT	FT-FTA	PCT	PTS/AVG	REB/AVG	A	B	S
'95	21	87-203	.429	38-103	.369	30-38	.789	242/11.5	51/2.4	56	2	20
'96	20	52-175	.297	23-92	.250	28-43	.651	155/7.8	31/1.6	45	0	19
'97	28	140-380	.368	66-176	.375	59-83	.711	405/14.5	95/3.4	100	4	20
'98	<u>27</u>	<u>165-401</u>	<u>.411</u>	<u>56-154</u>	<u>.364</u>	<u>90-120</u>	<u>.750</u>	<u>476/17.6</u>	<u>97/3.6</u>	<u>91</u>	<u>3</u>	<u>36</u>
Totals	96	444-1159	.383	183-525	.349	207-294	.729	1278/13.3	274/2.9	292	9	95



JODI BOLERJACK CAREER STATISTICS (2005-08) **1,152 points** **9.3 ppg**

YR	G	FG-FGA	PCT	3FG-FGA	PCT	FT-FTA	PCT	PTS/AVG	REB/AVG	A	B	S
'05	27/0	19-61	.311	6-33	.182	16-20	.800	60/2.2	33/1.2	19	1	19
'06	30/29	121-301	.402	75-184	.408	81-95	.853	398/13.3	72/2.4	52	12	28
'07	36/36	123-300	.410	62-170	.365	112-138	.812	420/11.7	131/3.6	90	9	42
'08	<u>31/31</u>	<u>82-236</u>	<u>.347</u>	<u>57-141</u>	<u>.404</u>	<u>53-64</u>	<u>.828</u>	<u>274/8.8</u>	<u>61/2.0</u>	<u>54</u>	<u>9</u>	<u>30</u>
Totals	124/96	345-898	.384	200-528	.378	262-317	.826	1152/9.3	297/2.4	215	31	119



LINDA GILPIN CAREER STATISTICS (1976-79) **1,046 points** **11.0 ppg**

YR	G	FG-FGA	PCT	3FG-FGA	PCT	FT-FTA	PCT	PTS/AVG	REB/AVG	A	B	S
'76	17	64-181	.354			33-73	.452	161/9.6	195/11.6			
'77	21	72-172	.418			31-61	.516	175/8.3	169/8.0			
'78	26	123-275	.447			54-96	.563	300/11.5	255/9.8	27	19	28
'79	<u>31</u>	<u>165-333</u>	<u>.495</u>			<u>80-121</u>	<u>.661</u>	<u>410/13.2</u>	<u>271/8.7</u>	<u>29</u>	<u>33</u>	<u>53</u>
Totals	95	424-961	.441			198-351	.564	1046/11.0	890/9.4	56	52	81



ANN MCCOLL CAREER STATISTICS (2000-03) **1,041 points** **9.5 ppg**

YR	G	FG-FGA	PCT	3FG-FGA	PCT	FT-FTA	PCT	PTS/AVG	REB/AVG	A	B	S
'00	27/12	39-73	.534	0-0	.000	43-55	.782	121/4.5	73/2.7	4	9	5
'01	25/24	108-196	.551	0-2	.000	83-115	.722	299/12.0	154/6.2	16	6	23
'02	28/27	107-213	.502	3-14	.214	85-104	.817	302/10.8	151/5.5	22	7	23
'03	<u>30/30</u>	<u>116-216</u>	<u>.537</u>	<u>1-3</u>	<u>.333</u>	<u>86-114</u>	<u>.754</u>	<u>319/10.6</u>	<u>141/4.7</u>	<u>29</u>	<u>19</u>	<u>11</u>
Totals	110/93	370-698	.530	4-19	.211	297-388	.765	1041/9.5	519/4.7	71	41	62



JESSECA CROSS CAREER STATISTICS (1994-97) **1,039 points** **10.0 ppg**

YR	G	FG-FGA	PCT	3FG-FGA	PCT	FT-FTA	PCT	PTS/AVG	REB/AVG	A	B	S
'94	22	14-61	.230	6-35	.171	6-7	.857	40/1.8	32/1.5	13	0	11
'95	27	116-275	.422	37-113	.327	29-40	.725	298/11.0	174/6.4	76	12	37
'96	27	128-336	.381	48-142	.338	29-44	.659	333/12.3	202/7.5	54	2	24
'97	<u>28</u>	<u>140-362</u>	<u>.387</u>	<u>34-128</u>	<u>.266</u>	<u>54-82</u>	<u>.659</u>	<u>368/13.1</u>	<u>208/7.4</u>	<u>93</u>	<u>7</u>	<u>39</u>
Totals	104	398-1034	.385	125-418	.299	118-173	.682	1039/10.0	616/5.9	236	21	111



YVETTE PLUMLEE CAREER STATISTICS (1988-91) **1,010 points** **8.9 ppg**

YR	G	FG-FGA	PCT	3FG-FGA	PCT	FT-FTA	PCT	PTS/AVG	REB/AVG	A	B	S
'88	27	40-91	.440	0-1	.000	13-24	.542	93/3.4	66/2.5	20	14	27
'89	27	115-216	.532	0-1	.000	44-85	.518	274/10.1	198/7.3	48	22	54
'90	32	148-322	.460	0-1	.000	82-128	.641	378/11.8	157/4.9	65	32	68
'91	<u>28</u>	<u>102-264</u>	<u>.386</u>	<u>1-4</u>	<u>.250</u>	<u>60-82</u>	<u>.732</u>	<u>265/9.5</u>	<u>159/5.7</u>	<u>55</u>	<u>11</u>	<u>38</u>
Totals	114	405-893	.454	1-7	.143	199-319	.624	1010/8.9	580/5.1	188	79	187



SHELBY HOFFMAN CAREER STATISTICS (1998-01) **1,008 points** **9.9 ppg**

YR	G	FG-FGA	PCT	3FG-FGA	PCT	FT-FTA	PCT	PTS/AVG	REB/AVG	A	B	S
'98	24	45-153	.294	23-95	.242	29-37	.784	138/5.8	47/2.0	21	2	14
'99	24	69-200	.345	47-132	.356	27-35	.771	212/8.8	38/1.6	32	1	18
'00	28	107-309	.346	83-231	.359	52-69	.754	349/12.5	48/1.7	34	5	29
'01	<u>26</u>	<u>94-306</u>	<u>.307</u>	<u>62-195</u>	<u>.318</u>	<u>59-69</u>	<u>.855</u>	<u>309/11.9</u>	<u>46/1.8</u>	<u>32</u>	<u>4</u>	<u>17</u>
Totals	103	315-968	.325	215-653	.329	167-210	.795	1008/9.9	179/1.8	119	12	78

A Look at 2008-09

Cowgirl Coaches

Meet the Cowgirls

Why Wyoming

The Opponents

Tradition & Records

This is Wyoming

MWC

UNIVERSITY OF WYOMING ATHLETICS HALL OF FAME

A Look at 2008-09

Cowgirl Coaches

Meet the Cowgirls

Why Wyoming

The Opponents

Tradition & Records

This is Wyoming

MWC



Amy Burnett

University of Wyoming Athletics Hall of Fame Inductee
Class of 2000

One of the greatest players ever to come through the Cowgirl Basketball program, Amy Burnett was both an outstanding athlete and student. In 1995, Burnett was one of five women nationwide named to the GTE Academic All-American Team for women's basketball with a 3.83 grade point average with a double major in Special Education and Elementary Education. Amy was an Academic All-WAC honoree and was awarded an NCAA Postgraduate Scholarship in 1995. In addition to her success academically, Burnett dominated on the court. She was twice named the WAC player of the year and was All-WAC first team in 1993, 1994, and 1995. Burnett set many records during her career at Wyoming, including most points scored in a single game, most points scored in a season, and most free throws made in a season. Her career records include most free throws in a career, and most free throws attempted. Burnett's hard work and determination ranks her among the top in Cowgirl Athletics' history.



Christine Fairless

University of Wyoming Athletics Hall of Fame Inductee
Class of 2002

She has scored more points than any Cowgirl in history for a career. One of the most accurate shooters in Cowgirl basketball history, Christine Fairless still owns Cowgirl records in several categories. She is the best Cowgirl free throw shooter of all-time, averaging 87 percent for her career and 95 percent her senior year. She still holds the record for the most career field goals made, shooting 52 percent. She scored more field goals in a single-game and in a season than any other Cowgirl. Fairless is second in Cowgirl history in points scored and field goals attempted in a single game; single-season field goals attempted and percentage; and career field goals attempted. The 5'10" guard was named All-High Country Athletic Conference three times and was named to the All-High Country Athletic Conference Tournament team her senior year. She produced three of the top ten scoring seasons in Cowgirl basketball history. During her sophomore year, Fairless was 17th in the country in field goal percentage.



Michele D. Hoppes

University of Wyoming Athletics Hall of Fame Inductee
Class of 1996

Michele Hoppes was one of the most dominating players in Wyoming women's basketball history. As a four-year letterwinner, Hoppes' skills allowed her to become the greatest scorer and rebounder in Cowgirl history. She was a three-time first team All-High Country Athletic Conference selection and led Wyoming in both scoring and rebounding for four consecutive seasons. She was the all-time rebounding leader in High Country Athletic Conference history and still ranks as the all-time Cowgirl leader with 1,104 rebounds. Hoppes averaged double figures in both scoring and rebounding for her career, 16.7 points, and 10.0 rebounds. She received special mention All-America, All-Far West Region, and American Women's Sports Federation honors. For her career, she scored 1,842 points and made .452 percent of her field goal attempts. She averaged 21.0 points per game during her senior season, then a UW record and her 10.6 rebounds per game average of 1985 is still a record. Hoppes ranks in the top three in Cowgirl career records for points, rebounds, field goals, field goal attempts, and blocked shots.



Margie McDonald

University of Wyoming Athletics Hall of Fame Inductee
Class of 2002

Margie Hunt McDonald, the 1979 Conference Coach of the Year, displayed both brilliance and dedication as she led the Cowgirl basketball teams to a 123-114 record during her nine year career at Wyoming. Admired and respected by her peers, it did not take her long to mold the Cowgirls into one of the top teams in the Rocky Mountain Region. By 1979, the Cowgirls were competing in the AIAW Regional Tournament with a 25-7 record. McDonald resigned from her coaching position at Wyoming to become the first Executive Director of the High Country Athletic Conference, which later merged with the Western Athletic Conference. She served as the Deputy Commissioner of the WAC and more recently worked as the Coordinator of Women's Basketball Officials for the Mountain West Conference. She currently is the color analyst for Cowgirl basketball.

1978-79 WYOMING COWGIRL BASKETBALL TEAM

University of Wyoming Athletics Hall of Fame Inductees
Class of 2008



1978-79 Women's Basketball Team

Back row, l to r: Bob Robertson, Asst. Coach; Barb Kisicki, manager; Becky Kusler, Debra Reed, Cindy Bower, Denise Davies, Lori Rayfield, Margie McDonald, Head Coach. Front row, l to r: Linda Mondt, Linda Schmidt, Rosanne Wisroth, Lori Kline, Linda Gilpin, Dale Ann Fuesner Meeker, Susan Owens. Not pictured: Nancy Anderson, Kim Benton, players; Karla Michelena and Chris Villegas, trainers.

Coached by UW Hall of Famer Margie McDonald, who was named Intermountain Coach of the Year, the 1978-79 Women's Basketball team compiled an overall record of 25-7 and an Intermountain Conference record of 10-4. The most successful Cowgirl team ever at the time, they earned a post-season berth in the AIAW Regional Tournament at Tucson, where they lost in the first round to Weber State, 74-70. The team included players Nancy Anderson, Kim Benton, Cindy Bower, Denise Davies, Linda Gilpin, Lori Kline, Becky Kusler, Dale Ann Meeker, Linda Mondt, Sue Owens, Lori J. Rayfield, Debra Reed, Linda Schmidt, and Rosann Wisroth.

The team manager was Barb Kisicki, and the student-trainers were Karla Michelena and Chris Villegas. Led by first-team All-Conference Linda Gilpin, and fellow starters Rosann Wisroth, Dale Ann Meeker, Cindy Bower (all Wyoming natives), and Sue Owens, the Cowgirls set and still hold school records for team rebounds in a game (77 vs. Southern Colorado in 1978); blocked shots in a game (15 against Northern Arizona in 1979); steals in a game (27 vs. Western Wyoming in 1979); points scored in a season (2464 in 33 games); field goals attempted in a season (2308); and rebounds in a season (1573).

A Look at 2008-09

Cowgirl Coaches

Meet the Cowgirls

Why Wyoming

The Opponents

Tradition &
Records

This is Wyoming

MWC

COWGIRL BASKETBALL ATHLETIC & ACADEMIC AWARDS

A Look at 2008-09

Cowgirl Coaches

Meet the Cowgirls

Why Wyoming

The Opponents

Tradition & Records

This is Wyoming

MWC

WAC Player of the Year

Amy Burnett 1993-94 and 1994-95

MWC Co-Defensive Player of the Year

Brenda Pickup 2003-04

MWC Defensive Player of the Year

Hanna Zavec 2005-06
Hanna Zavec 2007-08

MWC Newcomer of the Year

Megan McGuffey 2005-06
Justyna Podziemka 2006-07

MWC Coach of the Year

Joe Legerski 2003-04

NCAA Woman of the Year

Scarlett Gustin 1992-03
Jesseca Cross 1996-97
Carrie Bacon 2002-03

WBCA All-Region Team

Yvette Plumlee 1989-90

WBCA Honorable Mention All-America Team

Carrie Bacon 2002-03
Ashley Elliott 2004-05

State Farm Coaches' Honorable Mention

All-America Team

Hanna Zavec 2006-07, 2007-08

Associated Press Honorable Mention

All-America Team

Hanna Zavec 2007-08

MWC Players of the Week

Hanna Zavec, Jan. 21, 2008
Aubrey Vandiver, Dec. 10, 2007
Hanna Zavec, Nov. 26, 2007
Aubrey Vandiver, Feb. 26, 2007
Aubrey Vandiver, Jan. 22, 2007
Megan McGuffey, Nov. 27, 2007
Jodi Bolerjack, Nov. 20, 2006
Hanna Zavec, Feb. 27, 2006
Megan McGuffey, Jan. 2, 2006
Ashley Elliott, Feb. 14, 2005
Ashley Elliott, Dec. 6, 2004
Michelle Lieber, Jan. 5, 2004
Ashley Elliott, Feb. 3, 2003
Carrie Bacon, Jan. 28, 2003
Carly Stucky, Dec. 23, 2001
Jessica Gibbs, March 4, 2001
Carly Stucky, Nov. 20, 2001
Carrie Bacon, February 28, 2000
Jessica Gibbs, January 30, 2000

WAC Players of the Week

Amy Burnett, February 27, 1995
Amy Burnett, February 13, 1995
Amy Burnett, January 24, 1994
Courtney Stapp, November 24, 1994
Amy Burnett, December 28, 1993

Intermountain Athletic All-Conference

1978-79 Linda Gilpin First Team
1979-80 No All-Conference Players
1980-81 No All-Conference Players
1981-82 No All-Conference Players

High Country Athletic All-Conference

HCAC First Team

1984-85 Michele Hoppes
1985-86 Michele Hoppes

1986-87 Christine Fairless
Michele Hoppes
1987-88 Christine Fairless
1988-89 Christine Fairless
1989-90 Marie Kauffman

HCAC Second Team

1982-83 Rita Makovicka
1983-84 Michele Hoppes
Christine Fairless
Jamie Beadles
Tonja Englund
1989-90 Mickey Alexander
Yvette Plumlee

HCAC Honorable Mention

1983-84 Sharon Harp
Teri Hunt
1989-90 Kim Buston

Western Athletic All-Conference

All-WAC First Team

1992-93 Amy Burnett
Scarlett Gustin
1993-94 Amy Burnett
1994-95 Amy Burnett
1995-96 Jesseca Cross

All-WAC Second Team

1990-91 Marie Kauffman
1991-92 Marie Kauffman
1996-97 Jesseca Cross
Courtney Stapp
1997-98 Courtney Stapp
1998-99 Carrie Bacon

All-WAC Honorable Mention

1990-91 Yvette Plumlee
1991-92 Amy Burnett

All-WAC Newcomer Team

1996-97 Courtney Stapp
1995-96 Chrissy Ingalls
1998-99 Carrie Bacon

Mountain West Conference

All-MWC First Team

1999-2000 Carrie Bacon
2003-04 Ashley Elliott
2004-05 Ashley Elliott
2005-06 Hanna Zavec
2006-07 Hanna Zavec
2007-08 Hanna Zavec

All-MWC Second Team

2001-02 Carrie Bacon
2002-03 Carrie Bacon
2004-05 Hanna Zavec
2006-07 Justyna Podziemka
2007-08 Justyna Podziemka

All-MWC Third Team

2000-01 Jessica Gibbs
2002-03 Ann McColl
2005-06 Jodi Bolerjack
2007-08 Aubrey Vandiver

Honorable Mention

2001-02 Darci Arsene
Carly Stucky
2002-03 Ashley Elliott
2003-04 Brenda Pickup
2004-05 Erin Hicks
2005-06 Erin Hicks
2007-08 Jodi Bolerjack

Academic All-America

1994-95

Amy Marie Burnett, 3.83,
Special Education/Elementary Education

Postgraduate Scholarship

1994-95

Amy Marie Burnett

GTE Academic All-District VII

1997-98

Jennifer Lazzeri, 4.00, Elem. Education

1999-00

Carrie Bacon, Exercise & Sport Science

Verizon Academic All-District VII

2001-02

Carrie Bacon

Academic All-District VII

2002-03

Carrie Bacon

ESPN the Magazine Academic All-District VII

2007-08

Hanna Zavec, First Team
Justyna Podziemka, First Team
Megan McGuffey, Second Team
Aubrey Vandiver, Third Team

WAC Freshman & First Year Academic

All-Conference

1997-98

Shelby Hoffman

Academic All-Conference

High Country

1989-90

Sherri Fulton
Stacy Kirch
Stacy Lund

Western Athletic Conference

1990-91

Sherri Fulton
Marie Kauffman
Stacy Kirch

1991-92

Sherri Fulton
Marie Kauffman
Anna Knight
Stacy Lund

1992-93

Amy Burnett, 3.76, Special Education
Scarlett Gustin, 3.61
Anna Knight, 3.39, Molecular Biology

1993-94

Kristi Brown, 3.48, Education
Amy Burnett, 3.85, Special Education
Anna Knight, 3.47, Molecular Biology

1994-95

Amy Burnett, 3.83, Special Education
Casey Crouch, 3.43, Science/Elem. Educ.
Jessica Thompson, 3.29, Biochemistry
Jesseca Cross, 3.39, Broadcasting

1995-96

Jesseca Cross, 3.61, Communications
Casey Crouch, 3.37, Biological Science
Courtney Stapp, 3.27, Elementary Education
Jessica Thompson, 3.49, Molecular Biology

1996-97

Jessica Cross, 3.70, Broadcasting
 Chrissy Ingalls, 3.36, Marketing
 Jennifer Lazzeri, 4.00 Elementary Education
 Lisa Sprod, 3.38, Exercise & Sports Science
 Jessica Thompson, 3.53, Molecular Biology
 Rebecca Tomlin, 3.28, Elementary Educ.
 Mistee Worman, 3.27, English

1997-98

Jennifer Lazzeri, 4.00, Elementary Education
 Rebecca Tomlin, 3.35, Elementary Education

1998-99

Heather Allen, 3.43, Journalism
 Shelby Hoffman, 3.44, Education
 Jennifer Lazzeri, 4.00, Elementary Education
 Rebecca Tomlin, 3.39, Elementary Education

Mountain West

1999-2000

Darci Arsene, 3.25, Undeclared
 Carrie Bacon, 3.81, Exercise & Sports Science
 Christy Bacon, 3.74, Exercise & Sports Science
 Shelby Hoffman, 3.42, Exercise & Sports Science
 Agnes Lindberg, 3.75, Undeclared
 Lisa McCann, 3.15, Undeclared
 Ann McColl, 3.10, PE Teaching
 Carly Stucky, 3.0, Undeclared

2000-01

Darci Arsene, 3.29, Business
 Christy Bacon, 3.83, Exercise & Sport Science
 Shelby Hoffman, 3.44, Exercise & Sport Science
 Lisa McCann, 3.34, Undeclared
 Ann McColl, 3.14, Exercise & Sport Science
 Brenda Pickup, 3.03, Electrical Engineering
 Heather Shaffner, 3.70, Chemistry

2001-02

Darci Arsene, 3.34, Business
 Carrie Bacon, 3.90, Exercise & Sport Science
 Christy Bacon, 3.86, Exercise & Sport Science
 Ashley Elliott, 3.61, Undeclared
 Sara Hippen, 3.59, Undeclared
 Lisa McCann, 3.30, Communications
 Ann McColl, 3.31, Physical/Education-Teaching
 Kelly McRee, 3.13, Nursing
 Brenda Pickup, 3.35, Education
 Chassie Wiersma, 3.20, Nursing
 Cherrith Wiersma, 3.10, Nursing

2002-03

Darci Arsene, Sr., 3.34, Business Admin.
 Carrie Bacon, Sr., 3.91, Exer. & Sport Science
 Ashley Elliott, So., 3.45, Business Admin.
 Sara Hippen, So., 3.61, Engineering
 Kristen Lenhardt, So., 3.02, Communications
 Lisa McCann, Sr., 3.35 Communications
 Ann McColl, Sr., 3.42, Physical Education
 Brenda Pickup, Jr., 3.54, Math Education
 Heather Shaffner, Sr., 3.73, Chemistry
 Chassie Wiersma, Sr., 3.29, Nursing
 Cherrith Young, Sr., 3.22, Nursing

2003-04

Ali Camp, Fr., 3.59, Undecided
 Ashley Elliott, Jr., 3.56, Business Admin.
 Sara Hippen, Jr., 3.53, Engineering
 Tarah LaPar, Fr., 3.10, Undecided
 Kristen Lenhardt, Jr., 3.19, Communications
 Michelle Lieber, Fr., 3.26, Business Admin.
 Brenda Pickup, Sr., 3.66, Math Education

2004-05

Jodi Bolerjack, Fr., 3.030, Accounting
 Ashley Elliott, Sr., 3.504, Business Admin.
 Erin Hicks, Jr., 3.576, Kinesology & Health Pro.
 Sara Hippen, Sr., 3.371, Engineering

Tarah LaPar, So., 3.654, Criminal Justice
 Kristen Lenhardt, Sr., 3.298, Communications
 Dominique Sisk, Fr., 3.192, Finance
 Michelle Taylor, Jr., 3.602, Education
 Hanna Zavec, Fr., 3.591,
 Family & Consumer Science

2005-06

Jodi Bolerjack, So., 3.036, Accounting
 Elisabeth Dissen, Fr., 3.143, Mol. Biology
 Erin Hicks, Sr., 3.677,
 Kinesiology and Health Promotion
 Alysia Kraft, Fr., 3.8, Art
 Megan McGuffey, Fr., 3.879,
 Family and Consumer Science
 Michelle Taylor, Sr., 3.708, Elem. Education
 Rebecca Vanderjagt, So., 3.111, Zoology
 Hanna Zavec, So., 3.538,
 Family and Consumer Science

2006-07

Megan McGuffey, So., 3.873,
 Family and Consumer Science
 Justyna Podziemska, Jr., 3.636,
 Business Economics
 Dominique Sisk, Jr., 3.156, Finance
 Aubrey Vandiver, Fr., 3.788, Spanish
 Hanna Zavec, Jr., 3.470
 Family and Consumer Science

2007-08

Hillary Carlson, Fr., 3.11, Math/Science Education
 Elisabeth Dissen, Jr., 3.21, Molecular Biology
 Megan McGuffey, Jr., 3.68,
 Family and Consumer Science
 Justyna Podziemska, Sr., 3.77,
 Business Economics
 Dominique Sisk, Sr., 3.29, Finance
 Aubrey Vandiver, So., 3.75, Spanish
 Hanna Zavec, Sr., 3.24
 Family and Consumer Science

High Country Scholar-Athletes

1990-1991

Sherri Fulton
 Stacy Kirch
 Stacy Lund

WAC Scholar-Athletes

1991-1992

Amy Burnett
 Scarlett Gustin
 Sherri Fulton
 Marie Kauffman
 Anna Knight

1993-1994

Kristi Brown
 Amy Burnett
 Anna Knight

1994-1995

Amy Burnett
 Casey Crouch
 Jessica Thompson
 Jesseca Cross

1995-1996

Lauren Andrade
 Jesseca Cross
 Casey Crouch
 Courtney Stapp
 Jessica Thompson
 Rebecca Tomlin

1996-1997

Jesseca Cross
 Chirssy Ingalls

Jennifer Lazzeri
 Jennifer Russell
 Lisa Sprod
 Jessica Thompson
 Rebecca Tomlin
 Mistee Worman

1997-1998

Jennifer Lazzeri
 Rebecca Tomlin

1998-1999

Heather Allen
 Shelby Hoffman
 Jennifer Lazzeri
 Rebecca Tomlin

MWC Scholar-Athletes

1999-2000

Darci Arsene
 Carrie Bacon
 Christy Bacon
 Shelby Hoffman
 Agnes Lindberg
 Lisa McCann
 Ann McColl
 Carly Stucky

2000-01

Christy Bacon
 Heather Shaffner

2001-02

Carre Bacon
 Christy Bacon
 Ashley Elliott
 Sara Hippen

2002-03

Carrie Bacon
 Sara Hippen
 Brenda Pickup
 Heather Shaffner

2003-04

Ali Camp
 Ashley Elliott
 Sara Hippen
 AJ Iverson
 Brenda Pickup

2004-05

Mary Brown
 Ali Camp
 Ashley Elliott
 Erin Hicks
 Tarah LaPar
 Michelle Taylor
 Hanna Zavec

2005-06

Erin Hicks
 Alysia Kraft
 Megan McGuffey
 Michelle Taylor
 Hanna Zavec

2006-07

Megan McGuffey
 Justyna Podziemska
 Aubrey Vandiver

2007-08

Mallory Cline
 Paula Elum
 Megan McGuffey
 Justyna Podziemska
 Aubrey Vandiver
 Irena Vankova

ALL-TIME HONORS

A Look at 2008-09

Cowgirl Coaches

Meet the Cowgirls

Why Wyoming

The Opponents

Tradition & Records

This is Wyoming

MWC

Amy Burnett: 1993-94 and 1994-95 WAC Player of the Year, 1992-93 First Team All-WAC, 1994-95 Academic All-America

Carrie Bacon: 2002-03 WBCA Honorable Mention All-America Team, 1998-99 All-WAC Newcomer Team, 1999-2000 First Team All-MWC, 2002-03 NCAA Women of the Year for Wyoming

Michelle Hoppes: 1984-85, 1985-86, 1986-87 First Team High Country Athletic Conference

Linda Gilpin: 1978-79 First Team Intermountain Athletic All-Conference

Yvette Plumlee: 1989-90 District VII Kodak All-America Team

Scarlett Gustin: 1992-93 NCAA Woman of the Year for Wyoming, 1992-93 First Team All-WAC

Ashley Elliott: 2004-05 WBCA Honorable Mention All-America Team, 2003-04 and 2004-05 First Team All-MWC

Jessica Cross: 1995-96 First Team All-WAC

Hanna Zavec: Three Time First Team All-MWC and Defensive Player of the Year in 2005-06, 2007-08, Two-Time State Farm Coaches Honorable Mention All-America Team

Brenda Pickup: 2003-04 MWC Co-Defensive Player of the Year

Christine Fairless: 1986-87, 1987-88, 1988-89 First Team High Country Athletic Conference

Marie Kauffman: 1989-90 First Team High Country Athletic Conference