

RECORDS



2005 University of Wyoming Athletics Hall of Fame Inductee, Theo Ratliff, pictured with members of the 2005-06 Cowboy Basketball team.

School Records

CAREER INDIVIDUAL LEADERS



Fennis Dembo

Points Scored

1.	Fennis Dembo	1985-88	2,311
2.	Flynn Robinson	1963-65	2,049
3.	Eric Leckner	1985-88	1,938
4.	Reginald Slater	1989-92	1,809
5.	Charles Bradley	1978-81	1,744
6.	Jeron Roberts	1995-98	1,599
7.	Carl Ashley	1968-70	1,598
8.	Harry Hall	1967-69	1,595
9.	Bill Garnett	1979-82	1,594
10.	Jay Straight	2002-05	1,550

Scoring Average

1.	Flynn Robinson	1963-65	26.3
2.	Tony Windis	1957-59	21.2
3.	Carl Ashley	1968-70	20.0
4.	Harry Hall	1967-69	19.2
	Leon Clark	1964-66	19.2
6.	Fennis Dembo	1985-88	17.9
7.	Charles Bradley	1978-81	17.1
8.	Stan Dodds	1968-70	16.7
9.	LaDrell Whitehead	1995-97	16.3
10.	David Murray	1993-94	15.3
	Maurice Alexander	1991-92	15.3

Rebounds

1.	Reginald Slater	1989-92	1,197
2.	Josh Davis	1998-2002	956
3.	Fennis Dembo	1985-88	954
4.	HL Coleman	1994-97	939
5.	Leon Clark	1964-66	889
6.	Bill Garnett	1979-82	840
7.	Kenneth Ollie	1978-81	833
8.	Carl Ashley	1968-70	818
9.	Eric Leckner	1985-88	774
10.	Uche Nsonwu-Amadi	2001-03	763

Rebounding Average

1.	Leon Clark	1964-66	11.4
2.	Carl Ashley	1968-70	10.2
3.	Reginald Slater	1989-92	9.9
4.	Uche Nsonwu-Amadi	2001-03	8.7
5.	Ron Rivers	1952-54	8.6
6.	Rod Penner	1971-73	8.5
7.	Josh Davis	1998-2002	8.0
8.	Kenneth Ollie	1978-81	7.6
9.	HL Coleman	1994-97	7.5
10.	Fennis Dembo	1985-88	7.4

Assists

1.	Sean Dent	1984-88	502
2.	Jay Straight	2002-05	453
3.	Chris McMillian	1999-03	434
4.	Fennis Dembo	1985-88	410
5.	Mike Jackson	1980-83	357
6.	Brett McFall	1998-2001	307
7.	LaDrell Whitehead	1995-97	274
8.	Maurice Alexander	1991-92	273
9.	David Murray	1993-94	244
10.	Anthony Johnson	1980-83	237

Assist Average

1.	Maurice Alexander	1991-92	4.5
2.	David Murray	1993-94	4.4
3.	Sean Dent	1984-88	4.0
4.	Anthony Blakes	1999-00	3.9
5.	Jay Straight	2002-05	3.8
6.	Kenny Smith	1989-90	3.7
	LaDrell Whitehead	1995-97	3.7
8.	Chris McMillian	1999-03	3.5
9.	Mike Jackson	1980-83	3.2
	Fennis Dembo	1985-88	3.2

Blocked Shots

1.	Theo Ratliff	1992-95	425
3.	Josh Davis	1998-2001	173
2.	Eric Leckner	1985-88	164
4.	Reginald Slater	1989-92	100
5.	Bill Garnett	1979-82	97
6.	Fennis Dembo	1985-88	95
7.	Uche Nsonwu-Amadi	2001-03	87
8.	Reggie Page	1989-90	82
9.	Justin Williams	2004-	81
10.	Ronell Mingo	1999-2001	75

Blocked-Shot Average

1.	Theo Ratliff	1992-95	3.8
2.	Josh Davis	1998-2001	1.5
3.	Reggie Page	1989-90	1.4
4.	Eric Leckner	1985-88	1.3
5.	Mory Correa	2003-04	1.2
6.	Uche Nsonwu-Amadi	2001-03	1.0
	Tony Martin	1982-84	1.0
8.	Bill Garnett	1979-82	0.8
	Reginald Slater	1989-92	0.8
10.	Fennis Dembo	1985-88	0.7


Steals

1.	Sean Dent	1984-88	249
2.	Fennis Dembo	1985-88	176
3.	LaDrell Whitehead	1995-97	150
4.	Josh Davis	1999-02	140
5.	Chris McMillian	1999-03	136
6.	Jay Straight	2002-05	126

7.	Marcus Bailey	2000-03	113
8.	Anthony Blakes	1999-00	108
9.	Tim Breaux	1989-92	106
10.	Jeron Roberts	1995-98	104

Steal Average

1.	LaDrell Whitehead	1995-97	2.1
2.	Sean Dent	1984-88	2.0
3.	Anthony Blakes	1999-00	1.9
4.	David Murray	1993-94	1.8
5.	Maurice Alexander	1991-92	1.7
6.	Kenny Smith	1989-90	1.4
	Fennis Dembo	1985-88	1.4
8.	Donta Richardson	2002-03	1.3
9.	Marcus Bailey	2000-03	1.1
	Chris McMillian	1999-03	1.1
	Jay Straight	2002-05	1.1



Sean Dent

Field Goals Made

1.	Fennis Dembo	1985-88	823
2.	Flynn Robinson	1963-65	764
3.	Eric Leckner	1985-88	753
4.	Charles Bradley	1978-81	652
5.	Reginald Slater	1989-92	644
6.	Carl Ashley	1968-70	605
7.	Leon Clark	1964-66	581
8.	Bill Garnett	1979-82	574
9.	Harry Hall	1967-69	562
10.	Tony Windis	1957-59	560
	Josh Davis	1998-2001	560

Field Goals Attempted

1.	Flynn Robinson	1963-65	1,770
2.	Fennis Dembo	1985-88	1,628
3.	Tony Windis	1957-59	1,390
4.	Carl Ashley	1968-70	1,380
5.	Harry Hall	1967-69	1,314
6.	Eric Leckner	1985-88	1,231
7.	Leon Clark	1964-66	1,224
8.	Charles Bradley	1978-81	1,223
9.	Jay Straight	2002-05	1,211
10.	Moe Radovich	1950-52	1,172

RECORDS

School Records

CAREER INDIVIDUAL LEADERS

3-Point Field Goals Made

1.	Jay Straight	2002-05	169
2.	LaDrell Whitehead	1995-97	168
3.	Reggie Fox	1987-89	165
4.	Fennis Dembo	1985-88	143
5.	Bradley Mann	1997-00	136
6.	Jeron Roberts	1995-98	132
7.	Brett McFall	1998-2001	127
8.	Maurice Alexander	1991-92	118
9.	Tim Breaux	1989-92	105
10.	Donta Richardson	2002-03	102

3-Point Field Goals Attempted

1.	Jay Straight	2002-05	502
2.	LaDrell Whitehead	1995-97	459
3.	Jeron Roberts	1995-98	416

4.	Reggie Fox	1987-89	405
5.	Brett McFall	1998-2001	377
6.	Bradley Mann	1997-00	375
7.	Fennis Dembo	1985-88	361
8.	Maurice Alexander	1991-92	337
9.	Donta Richardson	2002-03	308
10.	Chris McMillian	1999-03	304

Free Throws Made


1.	Fennis Dembo	1985-88	522
2.	Reginald Slater	1989-92	521
3.	Flynn Robinson	1963-65	521
4.	Jeron Roberts	1995-98	507
5.	Harry Hall	1967-69	471
6.	Bill Garnett	1979-82	446
7.	Charles Bradley	1978-81	440

8.	Eric Leckner	1985-88	432
9.	Jay Straight	2002-05	417
10.	Carl Ashley	1968-70	388

Free Throws Attempted

1.	Reginald Slater	1989-92	727
2.	Charles Bradley	1978-81	696
3.	Fennis Dembo	1985-88	678
4.	Jeron Roberts	1995-98	678
5.	Harry Hall	1967-69	671
6.	Eric Leckner	1985-88	634
7.	Flynn Robinson	1963-65	618
8.	Bill Garnett	1979-82	579
9.	Carl Ashley	1968-70	564
10.	Jay Straight	2002-05	556

SINGLE-SEASON INDIVIDUAL LEADERS



Flynn Robinson

Points Scored

1.	Flynn Robinson	1964-65	701
2.	Fennis Dembo	1986-87	689
3.	Flynn Robinson	1962-63	682
4.	Flynn Robinson	1963-64	666
5.	Fennis Dembo	1987-88	653
6.	Joe Capua	1955-56	637
7.	Eric Leckner	1986-87	634

8.	Reginald Slater	1990-91	613
9.	Carl Ashley	1968-69	588
10.	Robyn Davis	1988-89	586

Scoring Average

1.	Flynn Robinson	1964-65	27.0
2.	Flynn Robinson	1962-63	26.2
3.	Flynn Robinson	1963-64	25.6
4.	Joe Capua	1955-56	24.5
5.	Tony Windis	1958-59	24.4
6.	Leon Clark	1965-66	22.4
7.	LaDrell Whitehead	1996-97	21.7
8.	Carl Ashley	1969-70	21.3
9.	Dick Sherman	1965-66	21.2
10.	Carl Ashley	1968-69	21.0
	Tony Windis	1957-58	21.0

Rebounds

1.	Reginald Slater	1990-91	331
2.	Reginald Slater	1989-90	328
3.	Reginald Slater	1991-92	327
4.	Leon Clark	1964-65	315
5.	Ron Rivers	1952-53	314
6.	HL Coleman	1996-97	303
7.	Leon Clark	1965-66	302
8.	Dick Haag	1951-52	293
9.	Fennis Dembo	1986-87	282
10.	Josh Davis	2000-01	281
	(30 games)		

Rebounding Average

1.	Leon Clark	1964-65	12.1
2.	Leon Clark	1965-66	11.6
3.	Reginald Slater	1989-90	11.3
4.	Reginald Slater	1991-92	11.3
5.	Carl Ashley	1969-70	10.9
6.	HL Coleman	1996-97	10.8
7.	Ron Rivers	1952-53	10.5
8.	Leon Clark	1963-64	10.5
9.	Dick Sherman	1965-66	10.4
10.	Reginald Slater	1990-91	10.3
	Carl Ashley	1967-68	10.3

Assists

1.	Sean Dent	1986-87	183
2.	Sean Dent	1985-86	166
3.	Jay Straight	2004-05	148
4.	Maurice Alexander	1991-92	147
5.	Chris McMillian	1998-99	130
6.	Mike Jackson	1991-92	129
7.	David Murray	1992-93	128
8.	Maurice Alexander	1990-91	126
9.	Fennis Dembo	1985-86	125
10.	Chris McMillian	2000-01	125
	(30 games)		

Assist Average

1.	Sean Dent	1986-87	5.5
2.	Jay Straight	2002-05	5.2
3.	Mike Jackson	1982-83	5.2
4.	Maurice Alexander	1991-92	5.1
5.	Sean Dent	1985-86	4.6
	David Murray	1992-93	4.6
	Chris McMillian	1998-99	4.6

School Records

SINGLE-SEASON INDIVIDUAL LEADERS

Assist Average (cont.)

7.	Anthony Blakes	1998-99	4.5
8.	Chris McMillian	2000-01	4.2
9.	David Murray	1993-94	4.1
	Sean Dent	1987-88	4.1

Blocked Shots

1.	Theo Ratliff	1994-95	144
2.	Theo Ratliff	1992-93	124
3.	Theo Ratliff	1993-94	114
4.	Justin Williams	2004-05	81
5.	Reggie Page	1989-90	60



Eric Leckner

6.	Josh Davis	2000-01	54
7.	Josh Davis	1999-00	50
8.	Eric Leckner	1986-87	46
	Ronell Mingo	2000-01	46
10.	Josh Davis	2001-02	45
	Eric Leckner	1985-86	45
	Mory Correa	2003-04	45
		(27 games)	

Blocked-Shot Average

1.	Theo Ratliff	1994-95	5.1
2.	Theo Ratliff	1992-93	4.4
3.	Theo Ratliff	1993-94	4.1
4.	Justin Williams	2004-05	2.9
5.	Reggie Page	1989-90	1.9
6.	Josh Davis	2000-01	1.8
7.	Mory Correa	2003-04	1.7
8.	Theo Ratliff	1991-92	1.6
	Josh Davis	1999-00	1.6
10.	Ronell Mingo	2000-01	1.5

Steals

1.	Sean Dent	1985-86	93
	(36 games)		
2.	Sean Dent	1986-87	75
	(33 games)		
3.	LaDrell Whitehead	1995-96	70
	(29 games)		
4.	Sean Dent	1987-88	61
	(30 games)		
5.	Anthony Blakes	1998-99	59
	(27 games)		
6.	Maurice Alexander	1990-91	58
	(32 games)		
7.	David Murray	1993-94	53
	(28 games)		
8.	Chris McMillian	1998-99	52
	(28 games)		
9.	Fennis Dembo	1987-88	51
	(32 games)		
10.	Fennis Dembo	1985-86	50
	(34 games)		
	Fennis Dembo	1986-87	50
	(34 games)		

Steal Average

1.	Sean Dent	1985-86	2.6
2.	LaDrell Whitehead	1995-96	2.4
3.	Sean Dent	1986-87	2.3
4.	Anthony Blakes	1998-99	2.2
5.	Sean Dent	1987-88	2.0
6.	Chris McMillian	1998-99	1.9
	David Murray	1993-94	1.9
8.	Maurice Alexander	1990-91	1.8
9.	David Murray	1992-93	1.7
10.	Fennis Dembo	1987-88	1.6
	Anthony Blakes	1999-00	1.6

Field Goals Made

1.	Flynn Robinson	1964-65	267
	(26 games)		
2.	Flynn Robinson	1962-63	255
	(26 games)		
3.	Eric Leckner	1986-87	246
	(34 games)		
4.	Flynn Robinson	1963-64	242
	(26 games)		
5.	Fennis Dembo	1986-87	240
	(34 games)		
6.	Eric Leckner	1985-86	228
	(36 games)		
7.	Fennis Dembo	1985-86	227
	(34 games)		
8.	Carl Ashley	1968-69	226
	(28 games)		
9.	Charles Bradley	1980-81	225
	(30 games)		
10.	Reginald Slater	1990-91	224
	(32 games)		

Field Goals Attempted

1.	Moe Radovich	1950-51	635
	(37 games)		
2.	Joe Capua	1955-56	624
	(26 games)		
3.	Flynn Robinson	1962-63	615
	(26 games)		
4.	Flynn Robinson	1964-65	597
	(26 games)		
5.	Flynn Robinson	1963-64	558
	(26 games)		
6.	Tony Windis	1957-58	514
	(26 games)		
7.	Carl Ashley	1968-69	506
	(28 games)		
8.	Leon Clark	1965-66	478
	(26 games)		
9.	Terry Happel	1959-60	474
	(24 games)		
10.	Fennis Dembo	1986-87	469
	(34 games)		

3-Point Field Goals Made

1.	Fennis Dembo	1986-87	78
	(34 games)		
2.	Reggie Fox	1988-89	69
	(31 games)		
	Maurice Alexander	1990-91	69
	(32 games)		
4.	LaDrell Whitehead	1995-96	68
	(29 games)		
5.	Fennis Dembo	1987-88	65
	(32 games)		
6.	Donta Richardson	2002-03	62
	(32 games)		
7.	Paris Bryant	1990-91	61
	(31 games)		
8.	Bradley Mann	1998-99	59
	(28 games)		
9.	Jay Straight	2004-05	58
	(28 games)		
10.	Brett McFall	1999-00	57
	(31 games)		



Theo Ratliff

School Records

SINGLE-SEASON INDIVIDUAL LEADERS

3-Point Field Goals Attempted

1.	LaDrell Whitehead	1995-96	193
2.	Reggie Fox	1988-89	184
3.	Maurice Alexander	1990-91	183
4.	Fennis Dembo	1987-88	177
5.	Donta Richardson	2002-03	165
6.	Paris Bryant	1990-91	163
7.	Jay Straight	2004-05	162
8.	Jeron Roberts	1996-97	160
9.	Bradley Mann	1998-99	154
	Maurice Alexander	1991-92	154

Free Throws Made

1.	Joe Capua	1955-56	203
2.	Jeron Roberts	1997-98	200
3.	Flynn Robinson	1963-64	182
4.	Fennis Dembo	1987-88	178
5.	Flynn Robinson	1962-63	172
6.	Flynn Robinson	1964-65	167
7.	Reginald Slater	1990-91	165
8.	Bill Garnett	1981-82	164
9.	Marcus Bailey	2000-01	163
10.	Ugo Udezue	1998-99	162

Free Throws Attempted

1.	Joe Capua	1955-56	287
2.	Ugo Udezue	1998-99	271
3.	Jeron Roberts	1997-98	250
4.	Harry Hall	1968-69	235
5.	Harry Hall	1967-68	225
6.	Charles Bradley	1979-80	218
7.	Reginald Slater	1990-91	217
8.	Fennis Dembo	1987-88	216
9.	Flynn Robinson	1963-64	215
10.	Harry Hall	1966-67	211

SINGLE-GAME INDIVIDUAL LEADERS



Joe Capua

Points Scored

1.	Joe Capua	51 vs. Montana, 2/3/56
2.	Tony Windis	50 vs. New Mexico, 1/10/58
3.	Maurice Alexander	49 vs. New Mexico, 2/9/91
4.	Flynn Robinson	48 vs. Arizona State, 2/22/64
5.	Stan Dodds	45 vs. Arizona State, 2/28/70
6.	Dick Sherman	44 vs. Rhode Island, 12/27/65
7.	Joe Capua	42 vs. Utah State, 2/17/56
8.	Fennis Dembo	41 vs. UCLA, 3/14/87
	Jay Straight	41 vs. Colorado State, 2/26/05

- 10. Flynn Robinson
40 vs. Utah, 2/13/65
- Flynn Robinson
40 vs. Air Force, 2/29/64
- Flynn Robinson
40 vs. Denver, 2/1/63

Rebounds

- 1. Reginald Slater
27 vs. Troy State, 12/14/91
- 2. Leon Clark
24 vs. Arizona, 3/5/66
- 3. Randy Richardson
23 vs. Arizona State, 1/19/63
- Carl Ashley
23 vs. Utah, 2/27/69
- HL Coleman
23 vs. UNLV, 2/27/97
- 6. Jerry Brucks
22 vs. Regis, 12/5/70
- Leon Clark
22 vs. Brigham Young 2/11/65
- Fred Gish
22 vs. Utah, 2/2/62
- 9. Carl Ashley
21 vs. Air Force, 3/20/70
- Dave Bradley
21 vs. Villanova, 12/30/55
- Leon Clark
21 vs. Idaho State, 12/16/65
- LeRoy Hulsebus
21 vs. New Mexico, 2/14/59
- Gary VonKrosigk
21 vs. Utah, 2/23/67

Assists

- 1. Jay Straight
15 vs. Winthrop, 12/20/03
- 2. Mike Jackson
14 vs. Colorado, 12/28/83
- 3. Chris McMillian
13 vs. Delaware St., 12/19/01
- 4. Jay Straight
12 vs. New Mexico, 2/7/05

Blocked Shots

- 1. Theo Ratliff
11 vs. Mississippi State, 12/28/94
- 11 vs. San Diego State, 1/2/95



Reginald Slater

School Records

SINGLE-GAME INDIVIDUAL LEADERS

Field Goals Made

1. Flynn Robinson
21 vs. Arizona State, 2/22/64
2. Stan Dodds
19 vs. Arizona State, 2/28/70
Dick Sherman
19 vs. Rhode Island, 12/27/65
Tony Windis
19 vs. New Mexico, 1/10/58
5. Flynn Robinson
18 vs. Utah, 2/13/65
Flynn Robinson
18 vs. Air Force, 2/29/64
7. Maurice Alexander
16 vs. New Mexico, 2/9/91
Joe Capua
16 vs. Montana, 2/3/56
Curt Jimerson
16 vs. Nebraska, 12/20/61
Reginald Slater
16 vs. San Diego State, 2/23/91
Jay Straight
16 vs. Colorado State, 2/26/05

Field Goals Attempted

1. Tony Windis
38 vs. Montana, 2/5/59
2. Flynn Robinson
37 vs. Brigham Young, 2/9/63
3. Flynn Robinson
36 vs. Arizona State, 2/22/64
4. Joe Capua
34 vs. Montana, 2/3/56
5. Flynn Robinson
33 vs. Brigham Young, 2/28/63
6. Dick Sherman
33 vs. Rhode Island, 12/27/65
7. Joe Capua
32 vs. Denver, 2/24/56
8. Stan Dodds
31 vs. Arizona State, 2/28/70
Flynn Robinson
31 vs. Brigham Young, 3/5/65
Flynn Robinson
31 vs. Air Force, 2/29/64
Tony Windis
31 vs. Montana, 3/7/59
Tony Windis
31 vs. Utah State, 1/16/59
Tony Windis
31 vs. Montana, 2/7/58

3-Point Field Goals Made

1. Maurice Alexander
9 vs. New Mexico, 2/9/91
2. Roman Totta
7 vs. Fresno State, 3/5/94
Donta Richardson
7 vs. New Mexico, 2/15/03
4. Roman Totta
6 vs. UTEP, 1/20/94
Roman Totta
6 vs. Colorado State, 1/15/94
LaDrell Whitehead
6 vs. Fresno State, 1/27/96
LaDrell Whitehead
6 vs. San Diego State, 1/16/97
Bradley Mann
6 vs. Tulsa, 1/10/99
Bradley Mann
6 vs. Idaho State, 1/3/00
Donta Richardson
6 vs. New Mexico, 1/26/02
Jay Straight
6 vs. Colorado State, 2/22/03
David Adams
6 vs. Tennessee State, 12/27/03
David Adams
6 vs. New Mexico, 1/12/04
14. Maurice Alexander
5 vs. UTEP, 2/20/92
Maurice Alexander
5 vs. Utah, 1/17/91

- Tim Breaux
5 vs. Utah, 2/22/92
- Tim Breaux
5 vs. Air Force, 2/5/90
- Paris Bryant
5 vs. Brigham Young, 1/19/91
- Reggie Fox
5 vs. San Diego State, 3/10/88
- Sly Johnson
5 vs. Cincinnati, 12/17/94
- Gregg Sawyer
5 vs. Colorado, 12/6/94
- LaDrell Whitehead
5 vs. Fresno State, 2/2/95
- LaDrell Whitehead
5 vs. Utah, 1/19/95
- LaDrell Whitehead
5 vs. Air Force, 2/1/96
- LaDrell Whitehead
5 vs. UTEP, 2/15/96
- LaDrell Whitehead
5 vs. Texas Tech, 12/28/96
- LaDrell Whitehead
5 vs. Utah State, 12/21/96
- LaDrell Whitehead
5 vs. Creighton, 11/22/96
- Jeron Roberts
5 vs. TCU, 3/4/97
- Jeron Roberts
5 vs. BYU, 2/8/97
- Jeron Roberts
5 vs. Austin Peay, 12/14/96
- Gregg Sawyer
5 vs. Fresno State, 2/20/97
- Gregg Sawyer
5 vs. CSU 1/24/98
- Bradley Mann
5 vs. UNLV 1/31/98
- Bradley Mann
5 vs. Montana State, 11/27/98
- Chris McMillian
5 vs. Texas Pan-American, 2/16/99
- Brett McFall
5 vs. Hawai'i-Pacific, 11/26/99
- Brett McFall
5 vs. Idaho State, 1/3/00
- Donta Richardson
5 vs. San Diego State, 3/1/03
- Jay Straight
5 vs. Air Force, 2/17/03
- Jay Straight
5 vs. SDSU, 1/26/04
- Dion Sherrell
5 vs. Brigham Young, 1/17/05
- Jay Straight
5 vs. Colorado State, 2/26/05
- Jay Straight
5 vs. Kansas State, 12/11/04
- Jay Straight
5 vs. Montana State, 12/4/04

3-Point Field Goals Attempted

1. Maurice Alexander
16 vs. New Mexico, 2/9/91
Roman Totta
16 vs. Fresno State, 3/5/94
3. LaDrell Whitehead
15 vs. Fresno State, 3/7/96
4. Donta Richardson
14 vs. San Diego State, 3/1/03
5. Maurice Alexander
13 vs. New Mexico, 3/12/92
Maurice Alexander
13 vs. San Diego State, 2/23/91
LaDrell Whitehead
13 vs. UNLV, 2/27/97
Jay Straight
13 vs. Kansas State, 12/11/04
9. Maurice Alexander
12 vs. Hawaii, 1/10/91

- Paris Bryant
12 vs. Colorado State, 2/26/91
- Fennis Dembo
12 vs. New Mexico, 1/9/88
- Jay Straight
12 vs. Utah, 2/16/04
- 13. Reggie Fox
11 vs. Southern Illinois, 12/30/88
- Maurice Alexander
11 vs. South Florida, 12/6/91
- Roman Totta
11 vs. Hawaii, 1/9/93
- David Murray
11 vs. Brigham Young, 1/27/94
- Bobby Traylor
11 vs. Hawaii, 2/24/94
- Sly Johnson
11 vs. Iowa State, 12/16/95
- LaDrell Whitehead
11 vs. San Diego State, 1/16/97
- Jeron Roberts
11 vs. Fresno State, 2/20/97
- LaDrell Whitehead
11 vs. Texas Tech, 2/28/97
- Brett McFall
11 vs. Colorado State, 1/13/01
- Jay Straight
11 vs. Colorado State, 2/26/05
- Jay Straight
11 vs. Montana State, 12/4/04
- Steve Leven
11 vs. Texas-Arlington, 11/27/04

Free Throws Made

1. Jeron Roberts
20 vs. UTEP 2/7/98
2. Joe Capua
19 vs. Montana, 2/3/56
3. Joe Capua
18 vs. Utah State, 2/17/56
- Fennis Dembo
18 vs. UTEP, 2/4/88
5. Al Eastland
17 vs. Brigham Young, 2/17/62
6. Harry Hall
16 vs. Arizona State, 2/3/68
7. Tony Windis
15 vs. Georgia Tech, 12/22/58
- Tony Windis
15 vs. Boston 12/29/56
LaDrell Whitehead
15 vs. Ohio State, 12/29/95
- Jeron Roberts
15 vs. Norfolk State, 12/28/97
11. David Murray
14 vs. Marshall, 12/21/92
- Jeron Roberts
14 vs. UNLV 1/31/98

Free Throws Attempted

1. Joe Capua
26 vs. Montana, 2/3/56
2. Fennis Dembo
23 vs. UTEP, 2/4/88
3. Tony Windis
22 vs. Boston, 12/29/56
4. Charles Bradley
21 vs. Utah, 2/22/80
- Joe Capua
21 vs. Utah State, 2/17/56
6. Jeron Roberts
20 vs. UTEP 2/7/98
7. Joe Capua
19 vs. Oregon State, 12/10/55
- Al Eastland
19 vs. Brigham Young, 2/17/62
- David Murray
19 vs. Marshall, 12/21/92
- Ron Rivers
19 vs. Montana, 2/16/53
- Bill Sharp
19 vs. Utah State, 1/9/53
- Tony Windis
19 vs. Georgia Tech, 12/22/58
- Ugo Udezue
19 vs. SMU, 2/13/99

SINGLE-SEASON TEAM RECORDS

POINTS

2641	1990-91	(32 games)
2567	1999-00	(31 games)
2528	1985-86	(36 games)
2504	1987-88	(32 games)
2415	1986-87	(34 games)
2366	1965-66	(26 games)
2343	2002-03	(32 games)
2324	2001-02	(31 games)
2312	1967-68	(27 games)
2301	1968-69	(28 games)
2286	1998-99	(28 games)
2282	2000-01	(30 games)
2257	1988-89	(31 games)
2253	1951-52	(35 games)
2245	1964-65	(26 games)
2207	1980-81	(30 games)
2181	1969-70	(26 games)
2168	1950-51	(37 games)
2159	1991-92	(29 games)
2146	1995-96	(29 games)
2129	1966-67	(29 games)
2105	1977-78	(27 games)
2088	1989-90	(29 games)
2037	1976-77	(27 games)
2029	1963-64	(26 games)
2023	1996-97	(28 games)
1986	2004-05	(28 games)
1963	1993-94	(28 games)
1959	2003-04	(28 games)
1959	1942-43	(33 games)
1933	1979-80	(28 games)
1925	1992-93	(28 games)
1906	1978-79	(27 games)
1896	1984-85	(29 games)

REBOUNDS

1423	1951-52	(35 games)
1416	1965-66	(26 games)
1302	1968-69	(28 games)
1299	1964-65	(25 games)
1276	1967-68	(27 games)
1275	1990-91	(32 games)
1275	1966-67	(29 games)
1260	1999-00	(31 games)
1260	1980-81	(30 games)
1256	1985-86	(36 games)
1254	1986-87	(34 games)

ASSISTS

567	1985-86	(36 games)
556	1986-87	(34 games)
540	1998-99	(28 games)
505	2000-01	(30 games)
501	1999-00	(31 games)
475	1987-88	(32 games)
473	1982-83	(29 games)
430	2002-03	(32 games)
418	2001-02	(31 games)
410	1991-92	(29 games)

FIELD GOALS MADE

958	1985-86	(36 games, 1809 FGA)
939	1965-66	(26 games, 2043 FGA)
916	1999-00	(31 games, 2085 FGA)
906	1990-91	(32 games, 1875 FGA)
889	1987-88	(32 games, 1735 FGA)
887	1964-65	(26 games, 1942 FGA)
880	1986-87	(34 games, 1724 FGA)
864	1967-68	(27 games, 1894 FGA)
861	1951-52	(35 games, 2351 FGA)
859	1980-81	(30 games, 1645 FGA)
859	1950-51	(37 games, 2335 FGA)
850	1968-69	(28 games, 1868 FGA)

834	1966-67	(29 games, 1888 FGA)
818	1969-70	(26 games, 1813 FGA)
802	1998-99	(28 games, 1876 FGA)
799	1977-78	(27 games, 1798 FGA)
795	2001-02	(31 games, 1745 FGA)
785	1988-89	(31 games, 1778 FGA)
777	1976-77	(27 games, 1713 FGA)
775	2002-03	(32 games, 1704 FGA)
774	2000-01	(30 games, 1731 FGA)
772	1974-75	(26 games, 1783 FGA)

FIELD GOALS ATTEMPTED

2351	1951-52	(35 games)
2335	1950-51	(37 games)
2085	1999-00	(31 games)
2043	1965-66	(26 games)
1942	1964-65	(26 games)
1894	1967-68	(27 games)
1888	1966-67	(29 games)
1876	1998-99	(28 games)
1875	1990-91	(32 games)
1868	1968-69	(28 games)
1823	1955-56	(26 games)
1813	1969-70	(26 games)
1809	1985-86	(36 games)
1806	1958-59	(26 games)
1798	1977-78	(27 games)
1783	1974-75	(26 games)
1778	1988-89	(31 games)
1751	1975-76	(27 games)
1745	2001-02	(31 games)
1744	1973-74	(26 games)

3-POINT FIELD GOALS ATTEMPTED

635	1999-00	(31 games)
598	1998-99	(28 games)
556	1995-96	(29 games)
513	2000-01	(30 games)
508	1996-97	(28 games)
503	1994-95	(28 games)
501	2003-04	(28 games)
487	1990-91	(32 games)
472	2004-05	(28 games)
455	1997-98	(28 games)
453	2002-03	(32 games)
440	2001-02	(31 games)
435	1988-89	(31 games)
373	1991-92	(29 games)
341	1993-94	(28 games)
329	1989-90	(29 games)
323	1987-88	(34 games)
294	1986-89	(31 games)

FREE THROWS MADE

663	1952-53	(30 games, 965 FTA)
654	1990-91	(32 games, 853 FTA)
634	2002-03	(32 games, 903 FTA)
612	1985-86	(36 games, 891 FTA)
602	2001-02	(31 games, 862 FTA)
601	1968-69	(28 games, 892 FTA)
588	2000-01	(30 games, 837 FTA)
585	1987-88	(32 games, 815 FTA)
584	1967-68	(27 games, 831 FTA)
572	1996-97	(28 games, 776 FTA)
559	1991-92	(29 games, 797 FTA)
545	1969-70	(26 games, 748 FTA)
541	1995-96	(29 games, 745 FTA)
539	1988-89	(31 games, 794 FTA)
531	1951-52	(35 games, 854 FTA)
524	1986-87	(34 games, 750 FTA)
513	1999-00	(31 games, 727 FTA)
513	1997-98	(28 games, 713 FTA)
510	1953-54	(28 games, 757 FTA)
508	1984-85	(29 games, 731 FTA)
507	1977-78	(27 games, 715 FTA)
506	1954-55	(26 games, 781 FTA)
503	1962-63	(26 games, 709 FTA)
494	1998-99	(28 games, 761 FTA)
489	1980-81	(30 games, 719 FTA)
489	1955-56	(26 games, 762 FTA)
488	1965-66	(26 games, 737 FTA)

FREE THROWS ATTEMPTED

965	1952-53	(30 games)
903	2002-03	(32 games)
892	1968-69	(28 games)
891	1985-86	(36 games)
862	2001-02	(31 games)
854	1951-52	(35 games)
853	1990-91	(32 games)
837	2000-01	(30 games)
831	1967-68	(27 games)
815	1987-88	(32 games)
812	1949-50	(36 games)
797	1991-92	(29 games)
794	1988-89	(31 games)
781	1954-55	(26 games)
776	1996-97	(28 games)
762	1955-56	(26 games)
761	1998-99	(28 games)
757	1953-54	(28 games)
750	1986-87	(34 games)
748	1969-70	(26 games)
746	1950-51	(37 games)



Tim Breaux

3-POINT FIELD GOALS MADE

222	1999-00	(31 games)
188	1998-99	(28 games)
175	1990-91	(32 games)
173	1995-96	(29 games)
171	1996-97	(28 games)
168	2003-04	(28 games)
159	2004-05	(28 games)
159	2002-03	(32 games)
158	1994-95	(28 games)
157	1997-98	(28 games)
148	1988-89	(31 games)
136	1991-92	(29 games)
132	2001-02	(31 games)
131	1987-88	(34 games)
122	1989-90	(29 games)

School Records

SINGLE-GAME TEAM RECORDS

POINTS

- 121 vs. Miss. Valley State (62), 11/30/79 H
- 120 vs. Nevada Southern (87), 12/2/67 H
- 120 vs. Arizona State (85) 3/3/66 H
- 115 vs. Idaho State (96), 2/9/67 H
- 115 vs. Loyola-Marymount 3/17/88 N
- 114 vs. Air Force (83), 3/2/68 H
- 113 vs. Utah State (88), 11/30/68 H
- 113 vs. New Mexico State (80), 1/28/66 H
- 113 vs. Denver, 11/27/87
- 112 vs. Savannah State, 1/8/03 H
- 112 vs. Southern Mississippi 12/29/90 CS
- 112 vs. Arizona State (94), 2/28/70 H
- 112 vs. Northern Michigan (105), 12/9/65 H
- 111 vs. Utah (102), 2/13/65 H
- 110 vs. Hawai'i-Pacific (65), 11/26/99 A
- 110 vs. Denver (92), 1/24/69 H
- 109 vs. Tennessee State (56), 12/17/03 H
- 109 vs. UNLV (98), 1/31/00 H
- 109 vs. Alabama-Birm., 12/10/88 H
- 108 vs. Troy State, 12/14/91 H
- 107 vs. Utah (102), 3/6/65 A
- 107 vs. Brigham Young (101), 1/15/66 H
- 107 vs. Denver (75), 12/13/67 H
- 107 vs. Denver (96), 1/6/68 A

REBOUNDS

- 76 vs. Utah State, 2/17/56 H
- 73 vs. Roosevelt U., 1/9/78 H
- 73 vs. New Mexico 2/14/59 H
- 73 vs. Montana, 12/7/64 H
- 73 vs. Idaho State, 12/16/55 A
- 72 vs. Denver, 1/24/69 H
- 71 vs. Denver, 2/13/59 H
- 70 vs. Concordia (Minn.), 12/10/79 H
- 69 vs. Central Missouri, 12/16/66 H
- 68 vs. New Mexico, 2/22/57 H
- 67 vs. Bowling Green, 12/29/65 A
- 67 vs. Nevada Southern, 12/2/67 H
- 67 vs. Whittier, 12/18/76 H
- 66 vs. Nevada-Las Vegas, 3/7/81 A
- 66 vs. Northern Colorado, 12/7/73 H
- 66 vs. Northern Colorado, 12/9/72 H
- 66 vs. Colorado State U., 1/25/69 H

ASSISTS

- 31 vs. Miss. Valley State, 11/30/79 H
- 31 vs. Ft. Lewis, 12/21/79 H

FIELD GOALS MADE

- 49 vs. Miss. Valley State, 11/30/79 H
- 49 vs. Nevada Southern, 12/2/67 H
- 48 vs. Utah 2/13/65 A
- 48 vs. Loyola-Marymount, 3/17/88
- 47 vs. Denver, 1/22/65 H
- 47 vs. Arizona State, 3/3/66 H
- 47 vs. Texas Southern, 11/30/88 H
- 47 vs. Drake, 1/2/89 H
- 47 vs. Sacramento State, 1/3/78 H
- 46 vs. Southern Mississippi, 12/29/90 CS
- 46 vs. Adams State, 12/6/80
- 46 vs. Air Force 3/2/68 H
- 46 vs. Utah, 2/25/66 A
- 45 vs. Brigham Young, 1/15/66 H
- 45 vs. New Mexico State, 1/28/66 H
- 45 vs. Colorado, 12/14/88
- 44 vs. Denver, 12/8/73 H
- 44 vs. Utah State, 11/30/68 H
- 44 vs. Idaho State, 12/9/67 H
- 44 vs. Wake Forest, 12/3/88 A
- 44 vs. SW Louisiana, 1/7/89 H
- 43 vs. Alabama-Birm., 12/10/88 H

FIELD GOALS ATTEMPTED

- 98 vs. Montana, 12/7/64 H
- 97 vs. Sacramento St., 1/3/78 H
- 96 vs. Nevada Southern, 12/2/67 H
- 96 vs. Brigham Young, 2/26/66 A
- 96 vs. Brigham Young, 2/11/65 H
- 95 vs. Utah, 1/31/73 H
- 95 vs. Bowling Green, 12/29/65 A
- 94 vs. Whittier, 12/18/76 A
- 93 vs. Idaho State, 12/9/67 H
- 93 vs. Rhode Island, 12/27/65 A

3-POINT FIELD GOALS MADE

- 14 vs. Hawai'i-Pacific, 11/26/99 A
- 13 vs. Fresno State, 1/27/96 H
- 13 vs. Idaho State, 1/3/00 A
- 12 vs. Tulsa, 1/10/99 A
- 11 vs. New Mexico, 2/9/04 A
- 11 vs. New Mexico, 2/15/03 A
- 11 vs. BYU, 2/26/00 H
- 11 vs. NW State, 11/19/99 H
- 11 vs. Montana St., 12/11/99 N
- 11 vs. Arizona, 12/5/98 N
- 11 vs. Nicholls State, 12/29/97 N
- 11 vs. Southern Illinois, 12/27/96 N
- 11 vs. Texas-El Paso, 3/9/89 N
- 10 vs. Kansas State, 12/11/04 N
- 10 vs. SMU, 1/16/99 H
- 10 vs. La. Tech, 12/27/98 N
- 10 vs. Alcorn St., 12/21/98 H
- 10 vs. New Mexico, 2/5/98 A
- 10 vs. UTEP, 2/15/96 A
- 10 vs. San Diego State, 2/13/92 H
- 10 vs. New Mexico, 2/9/91 H
- 10 vs. Air Force, 2/5/90 H
- 9 vs. Colorado State, 2/26/05 A
- 9 vs. Brigham Young, 1/17/05 H
- 9 vs. IPFW, 1/10/05 H
- 9 vs. Southern Illinois, 12/30/04 A
- 9 vs. UNLV, 2/23/04 A
- 9 vs. SDSU, 1/26/04 H
- 9 vs. Tennessee State, 12/17/03 H
- 9 vs. Colorado State, 2/22/03 H
- 9 vs. Air Force, 2/17/03 A
- 9 vs. Texas Tech, 1/1/02 A
- 9 vs. Indiana State, 12/19/01 H
- 9 vs. Colorado State, 1/13/01 A
- 9 vs. SDSU, 2/3/01 H
- 9 vs. New Mexico, 2/26/01 H
- 9 vs. Samford, 12-30-99 H
- 9 vs. New Mexico, 1-13-00 H
- 9 vs. Utah, 2-28-00 H
- 9 vs. Oregon, 3/15/99 A
- 9 vs. TCU, 1/14/99 H
- 9 vs. Montana St., 11/27/98 N
- 9 vs. BYU, 2/14/98 H
- 9 vs. Creighton, 12/6/97 A
- 9 vs. Northern Colorado, 12/9/95 H
- 9 vs. Colorado, 12/13/95 A
- 9 vs. Fresno State, 3/7/96 N
- 9 vs. Hawai'i, 2/29/96 H
- 9 vs. Colorado, 12/6/94 H
- 9 vs. Cincinnati, 12/17/94 H
- 9 vs. Fresno State, 3/5/94 A
- 9 vs. Texas-El Paso, 2/16/95 H
- 9 vs. Texas-El Paso, 2/27/92 H
- 9 vs. Texas-El Paso, 2/20/92 A
- 9 vs. Utah, 1/25/92 H
- 9 vs. Cal State Fullerton, 12/4/93 H
- 9 vs. Indiana State, 12/19/01 H

3-POINT FIELD GOALS ATTEMPTED

- 34 vs. UNLV, 2/27/97 H
- 32 vs. SMU, 1/16/99 H
- 32 vs. Fresno State, 3/7/96 N
- 32 vs. San Diego State, 3/23/91 H
- 31 vs. Idaho State, 1-3-00 A
- 31 vs. Northern Colorado, 12/9/95 H
- 31 vs. New Mexico, 1/9/88 A
- 30 vs. Hawai'i-Pacific, 11-26-99 A
- 30 vs. Fresno State, 1/26/95 A
- 29 vs. Indiana State, 12/19/01 H
- 29 vs. Arkansas-Pine Bluff, 11/19/01 H
- 29 vs. USC, 11/13/01 A
- 29 vs. TCU, 1/14/99 H
- 29 vs. New Mexico St., 12/20/97 A
- 29 vs. Texas-El Paso, 3/9/89 N
- 28 vs. SDSU, 3/1/03
- 28 vs. Iowa State, 12/16/95 H
- 28 vs. Texas-El Paso, 2/27/92 H
- 27 vs. Kansas State, 12/11/04 N
- 27 vs. Middle Tennessee State, 1/8/04 A
- 27 vs. Wichita State, 1-10-00 A
- 27 vs. Rice, 1/7/99 A
- 27 vs. New Mexico, 1/14/89 H

- 26 vs. UNLV, 2/23/04 A
- 26 vs. SDSU, 2/3/01 H
- 26 vs. SDSU, 2/19/00 A
- 26 vs. Alcorn St., 12/21/98 H
- 26 vs. North Texas, 12/12/98 A
- 25 vs. Utah, 1/8/01 A
- 25 vs. New Mexico, 1/13/00 H
- 25 vs. Utah, 2/28/00 H
- 25 vs. Oregon, 3/15/99 A
- 25 vs. TCU, 2/11/99 A
- 25 vs. Arizona, 12/5/98 N
- 25 vs. UTEP, 1/15/96 H

FREE THROWS MADE

- 43 vs. Savannah State, 1/8/03 H 62 FTA
- 42 vs. Boston U., 12/29/56 A 55 FTA
- 41 vs. Brigham Young, 2/17/62 H 50 FTA
- 39 vs. Marshall, 12/21/92
- 38 vs. Troy State, 12/14/91, H 54 FTA
- 36 vs. LMU, 11/30/02 N 53 FTA
- 36 vs. Arizona State, 2/28/70 H 46 FTA
- 36 vs. Drake, 1/2/89 H
- 35 vs. Norfolk State, 12/28/97 N
- 35 vs. Utah, 1/18/90
- 35 vs. Texas A&M (NIT) 3/13/86 H 75 FTA
- 35 vs. Southern Cal, 12/7/85 H 48 FTA
- 35 vs. Eastern Montana, 12/19/77 H 42 FTA
- 35 vs. San Jose State, 12/19/69 H 39 FTA
- 35 vs. Denver, 12/13/67 H 44 FTA
- 34 vs. Arkansas-Pine Bluff, 11/19/01 H 47 FTA
- 34 vs. Texas-El Paso, 2/4/88
- 34 vs. Georgia Tech, 12/22/58 A 47 FTA
- 33 vs. Detroit, 12/28/02 H
- 33 vs. Denver, 11/29/94 H 46 FTA
- 33 vs. Utah, 2/9/95 A 45 FTA
- 33 vs. Southern Colorado, 2/15/85 H 44 FTA
- 33 vs. Pacific, 12/7/68 H 46 FTA
- 32 vs. Princeton, 11/22/04 H 45 FTA
- 32 vs. Alaska-Anchorage, 12/22/01 H 44 FTA
- 32 vs. San Diego State, 1/9/92 A 38 FTA
- 32 vs. San Diego State, 1/11/90
- 32 vs. Utah, 1/18/86 H 51 FTA
- 32 vs. So. Colorado, 12/22/82 H-C 43 FTA
- 32 vs. Santa Barbara, 12/20/68 H 38 FTA
- 32 vs. Oklahoma, 12/21/68 H 41 FTA
- 32 vs. Arizona, 1/17/63 H 46 FTA

FREE THROWS ATTEMPTED

- 62 vs. Savannah State, 1/8/03 H
- 56 vs. Utah State, 12/13/68 A
- 55 vs. Marshall, 12/21/92 H
- 55 vs. Boston U., 12/29/56 A
- 54 vs. Troy State, 12/14/91 H
- 53 vs. LMU, 11/30/02 N
- 51 vs. Utah, 1/18/86 H
- 50 vs. Brigham Young, 2/17/62 H
- 49 vs. Norfolk State, 12/28/97 N
- 48 vs. Utah, 1/20/01 H
- 48 vs. Southern Cal, 12/7/85 H
- 48 vs. Weber State, 12/5/64 H
- 47 vs. Arkansas-Pine Bluff, 12/19/01 H
- 47 vs. Air Force, 1/29/98 H
- 47 vs. Sam Houston State, 11/30/91 H
- 47 vs. San Diego State, 2/7/81 H
- 47 vs. Georgia Tech, 12/22/58 A
- 47 vs. New Mexico, 2/14/59 H
- 46 vs. Cal. State Northridge, 12/6/01 H
- 46 vs. Denver, 11/29/94 H
- 46 vs. Arizona State, 2/28/70 H
- 46 vs. Pacific, 12/7/68 H
- 46 vs. Baylor, 12/10/60 H
- 46 vs. Arizona, 1/17/63 H
- 46 vs. Arizona, 3/5/66 H
- 45 vs. Princeton, 11/22/04 H
- 45 vs. Utah, 2/9/95 A
- 45 vs. Memphis State, 11/28/89 A
- 45 vs. Texas A&M (NIT), 3/13/86
- 45 vs. Utah, 2/12/77
- 45 vs. San Diego State (ot), 2/6/84 H
- 44 vs. Eastern Kentucky, 11/24/01 H
- 44 vs. UTEP, 2/4/88 H
- 44 vs. Colorado State U., 1/26/68 A
- 44 vs. Southern Colorado, 2/15/85 H

RECORDS

COWBOY TEAM SCORING

Records by Robert H. Burns

				Avg. No. Pts. Per Game						Avg. No. Pts. Per Game						Avg. No. Pts. Per Game	
Year	Won	Lost	Pct.	Wyo.	Opp.	Year	Won	Lost	Pct.	Wyo.	Opp.	Year	Won	Lost	Pct.	Wyo.	Opp.
1905	1	0	100	17.0	8.0	1939	10	11	48	40.5	40.4	1973	9	17	35	60.8	66.9
1906	3	2	60	17.8	16.6	1940	6	10	38	37.8	39.0	1974	4	22	15	68.9	80.0
1907	3	4	43	27.3	34.9	1941	14	6	70	44.3	38.5	1975	10	16	39	68.7	71.5
1908	2	3	40	25.2	41.8	1942	15	5	75	52.6	44.2	1976	10	17	37	66.4	65.9
1909	3	3	50	29.8	28.7	1943	31	2	94	59.4	39.4	1977	17	10	63	75.4	72.7
1910	3	3	50	34.5	31.3	1944	No team, WWII			1978	12	15	44.4	78.0	77.7		
1911	1	4	20	16.8	35.5	1945	10	18	36	62.0	67.8	1979	15	12	55.6	70.6	65.6
1912	5	6	46	23.6	27.6	1946	22	4	85	51.2	40.9	1980	18	10	64.3	69.0	58.7
1913	2	5	29	21.8	29.3	1947	22	6	79	48.6	42.6	1981	24	6	80.0	73.6	57.5
1914	1	3	25	20.0	27.3	1948	18	9	67	47.2	40.8	1982	23	7	76.7	62.8	51.5
1915	2	4	33	30.9	25.6	1949	25	10	71	50.8	43.1	1983	16	13	55.2	62.9	60.1
1916	3	2	60	32.7	27.7	1950	25	11	69	48.3	41.4	1984	17	13	56.7	62.2	58.4
1917	4	4	50	24.9	22.4	1951	26	11	70	58.6	52.6	1985	15	14	51.7	65.4	65.5
1918	4	2	67	27.0	22.4	1952	28	7	80	64.4	51.9	1986	24	12	66.7	70.2	66.3
1919	7	2	78	22.9	16.3	1953	20	10	67	59.8	55.9	1987	24	10	70.6	71.0	65.7
1920	10	1	91	29.9	15.6	1954	19	9	68	60.8	54.3	1988	26	6	81.3	78.3	71.1
1921	3	4	43	24.5	21.9	1955	17	9	65	63.5	60.5	1989	14	17	45.2	72.8	73.6
1922	2	7	22	19.7	27.6	1956	7	19	27	63.2	66.6	1990	15	14	51.7	72.0	67.5
1923	2	6	25	20.9	33.0	1957	6	19	24	63.8	70.6	1991	20	12	62.5	82.5	76.6
1924	2	13	13	17.9	27.1	1958	13	14	48	67.1	66.6	1992	16	13	55.2	74.4	70.3
1925	9	6	60	26.7	23.3	1959	4	22	15	64.5	76.1	1993	13	15	46.4	68.8	69.5
1926	12	5	71	34.2	23.9	1960	5	19	21	61.5	69.9	1994	14	14	50.0	70.1	68.6
1927	9	5	64	29.0	24.0	1961	7	18	28	65.2	71.2	1995	13	15	46.4	67.0	65.1
1928	13	8	62	36.6	35.0	1962	9	17	35	66.7	75.1	1996	14	15	48.3	74.0	74.8
1929	15	4	79	39.3	27.3	1963	11	15	42	71.6	75.3	1997	12	16	42.9	72.3	72.5
1930	13	6	68	38.6	27.3	1964	12	14	46	78.0	78.3	1998	19	9	67.9	63.8	59.1
1931	19	4	83	40.9	28.3	1965	16	10	62	86.3	80.0	1999	18	10	64.3	81.6	76.6
1932	18	2	90	38.3	30.5	1966	17	9	65	91.0	81.8	2000	19	12	61.3	82.8	77.5
1933	18	5	78	41.3	30.4	1967	15	14	52	73.4	74.9	2001	20	10	66.6	76.1	70.6
1934	26	3	90	38.1	25.4	1968	18	9	67	85.6	80.5	2002	22	9	70.9	75.0	68.7
1935	11	5	69	28.9	25.4	1969	19	9	68	82.2	74.3	2003	21	11	65.6	73.2	70.8
1936	12	7	63	35.9	30.3	1970	19	7	73	83.9	79.7	2004	11	17	39.3	70.0	69.0
1937	8	9	47	40.0	31.3	1971	10	15	40	75.6	77.5	2005	15	13	53.6	70.9	70.9
1938	12	5	71	44.1	36.4	1972	12	14	46	71.0	73.8	100 Years	1306	956	57.7		

MEMORIAL FIELDHOUSE RECORDS

Individual

POINTS

- 51 Joe Capua vs. Montana, 2/3/56
- 50 Tony Windis vs. New Mexico, 1/10/58
- 45 Stan Dodds vs. Arizona State, 2/28/70
- 42 Joe Capua vs. Utah State, 2/17/56
- 40 Flynn Robinson vs. Utah, 2/13/65
- 40 Flynn Robinson vs. Air Force, 2/29/64
- 40 Flynn Robinson vs. Denver, 2/2/63

REBOUNDS

- 24 Leon Clark vs. Arizona, 3/5/66
- 23 Mike Childress, CSU, 2/6/71
- 23 Carl Ashley vs. Utah, 2/27/69
- 23 Randy Richardson vs. Arizona State, 1/19/63
- 23 Tom King, New Mexico, 2/11/61
- 23 Mark Handy, BYU, 3/7/75
- 22 Jerry Brucks vs. Regis, 12/5/70
- 22 Leon Clark vs. Brigham Young, 2/11/65
- 22 Fred Gish vs. Utah, 2/2/62
- 22 Jack Parr, Kansas State, 2/13/56

ASSISTS

- 13 Anthony Johnson vs. Miss. Valley State 11/30/79

FIELD GOALS MADE

- 19 Stan Dodds vs. Arizona State, 2/28/70
- 19 Tony Windis vs. New Mexico, 1/10/58
- 18 Flynn Robinson vs. Air Force, 2/29/64
- 18 Flynn Robinson vs. Utah, 2/13/65
- 16 Joe Capua vs. Montana, 2/3/56
- 16 Curt Jimerson vs. Nebraska, 12/20/61

FIELD GOALS ATTEMPTED

- 37 Mike Dabich, New Mexico State, 1/28/66
- 34 Joe Capua vs. Montana, 2/3/56
- 33 Flynn Robinson vs. Brigham Young, 2/28/63
- 31 Stan Dodds vs. Arizona State, 2/28/63
- 31 Tony Windis vs. Montana, 2/7/58
- 31 Tony Windis vs. Utah State, 1/16/59
- 31 Tony Windis vs. Montana, 3/7/59
- 31 Flynn Robinson vs. Air Force, 2/29/64

FREE THROWS MADE

- 19 Joe Capua vs. Montana, 2/3/56
- 18 Joe Capua vs. Utah, 2/17/56
- 17 Al Eastland vs. Brigham Young 2/17/62
- 17 Toby Royball, New Mexico, 1/7/56
- 15 Dave Gambee, Oregon State, 12/1/56
- 15 Bill Sharp vs. Montana, 1/10/53

FREE THROWS ATTEMPTED

- 26 Joe Capua vs. Montana, 2/3/56
- 21 Charles Bradley vs. Utah, 2/24/80
- 21 Joe Capua vs. Utah State, 2/17/56
- 19 Bill Sharp vs. Utah State, 1/9/53
- 19 Al Eastland vs. Brigham Young, 2/17/62
- 19 Dave Gambee, Oregon State, 12/1/56
- 18 Toby Royball, New Mexico, 1/7/56

Team

POINTS

- 121 Wyo. vs. Miss. Valley State (62), 11/30/79
- 120 Wyo. vs. Nevada Southern (87), 12/2/67
- 120 Wyo. vs. Arizona State (85), 3/3/66
- 115 Wyo. vs. Idaho State (75), 12/9/67
- 114 Wyo. vs. Air Force (83), 3/2/68
- 113 Wyo. vs. New Mexico State (80), 1/28/66
- 113 Wyo. vs. Utah State (88), 11/30/68
- 112 Wyo. vs. Arizona State (94), 2/28/70
- 112 Wyo. vs. Northern Michigan (105), 12/9/65
- 111 Wyo. vs. Utah (102), 2/13/65

REBOUNDS

- 79 By Nebraska, 12/3/64
- 76 By Denver, 2/13/59
- 76 Wyo. vs. Utah State, 2/17/56
- 73 Wyo. vs. Roosevelt, 1/9/78
- 73 Wyo. vs. Montana, 12/7/64
- 73 Wyo. vs. New Mexico 2/14/59
- 72 Wyo. vs. Denver, 1/24/69
- 71 Wyo. vs. Denver, 2/13/59

ASSISTS

- 31 Wyo. vs. Miss. Valley State, 11/30/79
- 31 Wyo. vs. Ft. Lewis, 12/21/79

School Records

MEMORIAL FIELDHOUSE RECORDS

Team (cont.)

FIELD GOALS

- 49 Wyo. vs. Miss. Valley State, 11/30/79
- 49 Wyo. vs. Nevada Southern, 12/2/67
- 48 Wyo. vs. Utah, 2/13/65
- 47 Wyo. vs. Sacramento State, 1/3/78
- 47 Wyo. vs. Arizona State 3/3/66
- 47 Wyo. vs. Denver, 1/22/65
- 46 Wyo. vs. Adams State, 12/6/80

FIELD GOALS ATTEMPTED

- 100 By New Mexico State, 1/28/66

- 98 Wyo. vs. Montana, 12/7/64
- 97 Wyo. vs. Sacramento State, 1/3/78
- 96 Wyo. vs. Nevada Southern, 12/2/67
- 96 Wyo. vs. Brigham Young, 2/11/65
- 95 Wyo. vs. Utah, 1/31/74

FREE THROWS

- 41 Wyo. vs. Brigham Young, 2/17/62
- 37 By New Mexico, 2/18/66
- 36 Wyo. vs. Arizona State, 2/28/70
- 36 By New Mexico, 1/6/62
- 35 Wyo. vs. Eastern Montana, 12/19/77

- 34 By Brigham Young, 2/6/76
- 33 Wyo. vs. Montana, 2/3/56

FREE THROWS ATTEMPTED

- 55 By New Mexico, 2/18/66
- 50 Wyo. vs. Brigham Young, 2/17/63
- 49 By Northern Colorado, 12/18/71
- 48 Wyo. vs. Weber State, 12/5/64
- 48 Wyo. vs. Montana, 2/3/56
- 47 Wyo. vs. San Diego State, 2/7/81
- 47 Wyo. vs. New Mexico, 2/14/59
- 47 Wyo. vs. Indiana State-Evansville, 11/30/74

ARENA-AUDITORIUM RECORDS

Individual

POINTS

- 49 Maurice Alexander vs. New Mexico, 2/9/91
- 45 LaZelle Durden, Cincinnati, 12/17/94
- 40 Michael Cage, San Diego State (ot), 2/6/84
- 36 Ugo Udezue vs. Colorado, 12/9/98
- 35 Askia Jones, Kansas State, 1/2/92
- 35 Reginald Slater vs. San Diego State, 2/23/91
- 35 Reginald Slater vs. Memphis State, 12/16/90
- 34 Robyn Davis vs. New Mexico, 1/14/89
- 32 Ugo Udezue vs. Texas-Pan Am., 2/16/99
- 32 Theo Rattliff vs. Hawaii, 2/24/94
- 32 Maurice Alexander vs. Utah, 1/17/91
- 31 Reginald Slater vs. Utah, 1/18/90
- 31 Robyn Davis vs. UTEP, 1/12/90
- 31 Fennis Dembo vs. Hardin Simmons, 12/12/85
- 31 Anthony Watson, San Diego State, 2/13/86
- 30 Jay Straight vs. San Diego State, 1/26/04
- 30 David Murray vs. Denver, 12/1/93
- 30 Fennis Dembo vs. Texas Tech, 12/5/87
- 29 Steve Leven vs. Princeton, 11/22/04
- 29 Joe Ries vs. Middle Tennessee State, 11/29/03
- 29 Ike Williams, New Mexico, 2/13/93
- 29 Reginald Slater vs. Troy State, 12/14/91
- 29 Rob Robbins, New Mexico, 2/9/91
- 29 Luc Longley, New Mexico, 2/10/90
- 29 Robyn Davis vs. Alabama-Birmingham, 12/10/88
- 29 Robyn Davis vs. Brigham Young, 2/23/89
- 29 Fennis Dembo vs. Georgia State, 12/14/87
- 28 Donta Richardson vs. San Diego State, 3/1/03
- 28 Ugo Udezue vs. USC, 3/10/99
- 28 Queint Higgins vs. Hawaii, 2/24/94
- 28 Tim Breaux vs. Texas-El Paso, 2/27/92
- 28 Reginald Slater vs. La. Tech 11/23/91
- 28 Fennis Dembo vs. Texas-El Paso(WAC), 3/8/86
- 27 LaDrell Whitehead vs. Fresno State, 1/27/96
- 27 Ashley Day, Denver, 11/27/95
- 27 LaDrell Whitehead vs. Fresno State, 2/2/95
- 27 David Murray vs. Houston, 12/23/93
- 27 Shawn Bradley, Brigham Young 1/19/91
- 27 Tony Martin vs. Hawaii, 2/26/83
- 27 Rodney Gowens vs. UTEP, 2/1/85
- 27 Rodney Gowens vs. Colorado, 12/14/84
- 27 Anthony Watson, San Diego State (WAC), 3/7/86
- 27 Reginald Slater vs. Butler (NIT), 3/15/91

REBOUNDS

- 27 Reginald Slater vs. Troy State, 12/14/91
- 21 Michael Cage, San Diego State (ot), 2/6/84
- 20 Reginald Slater vs. Texas Southern, 11/30/88
- 19 Lee Mayberry, Fresno St., 1/5/94
- 19 Reginald Slater vs. Missouri-St. Louis, 11/29/90
- 19 Mark Wrapp vs. Colorado, 12/28/82
- 18 Kevin Cato, Iowa State, 12/16/95
- 18 Reginald Slater vs. SDSU, 1/11/90
- 17 Josh Davis vs. Mount St. Mary's, 12/7/99
- 17 Anthony Blakes vs. SMU, 1/16/99
- 17 Reginald Slater vs. Marshall, 11/24/90
- 16 Reginald Slater vs. Air Force, 2/5/90
- 16 Reginald Slater vs. CSU, 2/26/91
- 16 Reggie Page vs. Hawaii, 1/10/91

- 16 Fennis Dembo vs. Clemson (NIT), 3/20/86
- 16 Marty Dow, San Diego State, 2/23/91

ASSISTS

- 15 Jay Straight vs. Winthrop, 12/20/03
- 14 Mike Jackson vs. Colorado, 12/28/83
- 12 Jay Straight vs. New Mexico, 2/7/05
- 11 Anthony Johnson vs. Southern Cal, 12/4/83
- 10 Marc Jackson, Utah, 1/15/05
- 10 Jay Straight vs. IPFW, 1/10/05
- 10 Jay Straight vs. Cal State Northridge, 12/6/01
- 10 Anthony Blakes vs. Texas-Pan Am., 2/16/99
- 10 Mark Dickel, UNLV, 1/31/98
- 10 Maurice Alexander vs. CSU, 3/7/92
- 10 Virgil Smith, SDSU, 2/13/92
- 10 Mike Jackson vs. Tex.-El Paso, 2/12/83

FIELD GOALS MADE

- 16 LaZelle Durden, Cincinnati, 12/17/94
- 16 Maurice Alexander vs. New Mexico, 2/9/91
- 16 Reginald Slater vs. San Diego State, 2/23/91
- 15 Ugo Udezue vs. Colorado, 12/9/98
- 14 Reginald Slater vs. Memphis State, 12/16/90
- 13 Michael Cage, San Diego State (ot), 2/6/84
- 12 Ugo Udezue vs. Texas-Pan Am., 2/16/99
- 12 Ugo Udezue vs. Rice, 2/6/99
- 12 Rodney Gowens vs. Colorado, 12/14/84
- 12 Anthony Watson, San Diego State (WAC), 3/7/86
- 11 Ashley Day, Denver, 11/27/95
- 11 David Murray vs. Denver, 12/1/93
- 11 Theo Rattliff vs. Hawaii, 2/24/94
- 11 Queint Higgins vs. Hawaii, 2/24/94
- 11 Eddie Rivera, UTEP, 2/11/93
- 11 Askia Jones, Kansas State, 1/2/92
- 11 Chris Pilz, Missouri-St. Louis, 11/29/90
- 11 Kelvin Lee, Southern Utah State, 12/7/88
- 11 Robyn Davis vs. Alabama-Birmingham, 12/10/88
- 11 Robyn Davis vs. New Mexico, 1/14/89
- 11 Jimmy Madison, Utah, 1/17/89
- 11 Robyn Davis vs. Brigham Young, 2/23/89
- 11 Shawn Bradley, Brigham Young, 1/19/91
- 11 Fennis Dembo vs. Colorado State, 2/22/86
- 10 Odartey Blankson, UNLV, 2/19/05
- 10 Ugo Udezue vs. USC, 3/10/99
- 10 Keith Van Horn, Utah, 2/12/96
- 10 David Murray vs. C.S. Fullerton, 12/4/93
- 10 Ike Williams, New Mexico, 2/13/93
- 10 David Murray vs. CSU, 2/20/93
- 10 Shawn Vandiver, Colorado, 12/14/88
- 10 Kenny Smith vs. New Mexico 1/14/89
- 10 Fennis Dembo vs. Utah, 1/18/86
- 10 Fennis Dembo vs. Hawaii, 1/30/86
- 10 Fennis Dembo vs. San Diego State, 2/13/86
- 10 Fennis Dembo vs. New Mexico (WAC), 3/7/86
- 10 Fennis Dembo vs. Texas-El Paso (WAC), 3/8/86
- 10 Fennis Dembo vs. Loyola-Marymount (NIT), 3/17/86
- 10 Tony Martin vs. Hawaii, 2/2/84
- 10 Troy Washpun vs. Air Force, 1/18/84
- 10 Tony Martin vs. Wisconsin-Green Bay, 12/2/83
- 10 Tony Martin vs. South Dakota, 12/7/82
- 10 Tony Martin vs. Hawaii, 2/26/83
- 10 Dave Hoppen, Nebraska, 12/20/83
- 10 Anthony Watson, San Diego State, 2/13/86

- 10 Johnny Brown, New Mexico, 3/1/85
- 10 Hunter Green, New Mexico, 3/1/85
- 10 Jerry Stroman, Utah, 1/18/86
- 10 Quintan Gates, Texas-El Paso (WAC), 3/7/86
- 10 Keith Smith, Loyola Marymount (NIT), 3/17/86

FIELD GOALS ATTEMPTED

- 32 LaZelle Durden, Cincinnati, 12/17/94
- 30 Maurice Alexander vs. New Mexico, 2/9/91
- 29 Donta Richardson vs. San Diego State 3/1/03
- 29 Chris Pilz, Missouri-St. Louis, 11/29/90
- 26 Charles Price, Texas Southern, 11/30/88
- 25 Ugo Udezue vs. Texas-Pan Am., 2/16/99
- 24 Robyn Davis vs. New Mexico, 1/14/89
- 23 Ugo Udezue vs. USC, 3/10/99
- 23 Ugo Udezue vs. Rice, 2/6/99
- 23 Kenny Smith vs. New Mexico, 1/14/89
- 22 John Taft, Marshall, 11/24/90
- 22 Hubert Henderson, SW Missouri St., 11/26/88
- 22 Robyn Davis vs. Alabama-Birmingham, 12/10/88
- 22 Jerry Stroman, Utah (WAC), 3/6/86

3-POINT FIELD GOALS MADE

- 9 Maurice Alexander vs. New Mexico, 2/9/91
- 7 Donta Richardson vs. New Mexico, 2/15/03
- 7 LaZelle Durden, Cincinnati, 12/17/94
- 7 Rob Robbins, New Mexico, 2/9/91
- 6 David Adams vs. New Mexico, 1/12/04
- 6 David Adams vs. Tennessee State, 12/17/03
- 6 Jay Straight vs. Colorado St., 2/22/03
- 6 LaDrell Whitehead vs. Fresno State, 1/27/96
- 6 Roman Totta vs. Colorado St., 1/15/94
- 6 Roman Totta vs. UTEP, 1/20/94
- 6 Askia Jones, Kansas State, 1/2/92
- 6 Brett Bincent, Marshall, 11/24/90
- 6 Chaka Chandler, Evansville, 12/5/89
- 6 Eric Scanlon, Northwestern St., 12/9/89
- 5 Dion Sherrell vs. BYU, 1/17/05
- 5 Brady Dawkins, Texas-Arlington, 11/27/04
- 5 Jay Straight vs. San Diego State, 1/26/04
- 5 Chris McMillian vs. Texas-Pan Am., 2/16/99
- 5 Gregg Sawyer vs. CSU, 1/24/98
- 5 Bradley Mann vs. UNLV, 1/31/98
- 5 Reggie Minton, Air Force, 1/25/96
- 5 Dominick Young, Fresno State, 1/27/96
- 5 Sly Johnson vs. Cincinnati, 12/17/94
- 5 Gregg Sawyer vs. Colorado, 12/6/94
- 5 LaDrell Whitehead vs. Fresno State, 2/2/95
- 5 LaDrell Whitehead vs. Utah, 1/19/95
- 5 Jeff Shelley, Colorado St., 1/15/94
- 5 Maurice Alexander vs. Utah, 1/17/91
- 5 Lynn Tryon, Colorado State, 2/26/91
- 5 Mark Meredith, Colorado State, 2/26/91
- 5 Elliott Perry, Memphis State, 12/16/90

3-POINT FIELD GOALS ATTEMPTED

- 20 LaZelle Durden, Cincinnati, 12/17/94
- 17 Eric Scanlon, Northwestern St., 12/9/89
- 16 Maurice Alexander vs. New Mexico, 2/9/91
- 14 Donta Richardson vs. San Diego St., 3/1/03
- 14 Dominick Young, Fresno State, 1/27/96
- 14 Mark Ziegler, Denver, 12/5/92
- 14 Chris Pilz, Missouri-St. Louis, 11/29/90

ARENA-AUDITORIUM RECORDS

3-POINT FIELD GOALS ATTEMPTED (cont.)

- 14 Eric Berger, Drake, 1/2/89
- 13 Brian Simpson, Troy State, 12/14/91
- 13 Askia Jones, Kansas State, 1/2/92
- 13 Maurice Alexander vs. San Diego State, 2/23/91
- 12 Jay Straight vs. Utah, 2/16/04
- 12 Kaylor Coleman, NE Illinois, 12/17/97
- 12 Maurice Alexander vs. Colorado State, 2/26/91
- 12 T.J. Milan, Metro State, 12/1/90
- 11 Steve Leven vs. Texas-Arlington, 11/27/04
- 11 Sly Johnson vs. Iowa State, 12/16/95
- 11 Bobby Traylor vs. Hawaii, 2/24/94
- 11 Roman Totta vs. Hawaii, 1/9/93
- 11 Brett Bincent, Marshall, 11/24/90
- 11 Rob Robbins, New Mexico, 2/9/91
- 11 Chaka Chandler, Evansville, 12/5/89
- 11 Chris Cressnell, Nebraska, 1/22/90

FREE THROWS

- 18 Fennis Dembo vs. Texas-El Paso, 2/4/88
- 14 Jeron Roberts vs. UNLV, 1/31/98
- 14 David Murray vs. Marshall, 12/21/92
- 14 Michael Cage, San Diego State (ot), 2/6/84
- 13 Steve Leven vs. Princeton, 11/22/04
- 13 David Murray vs. Houston, 12/23/93
- 13 Reginald Slater vs. Troy State, 12/14/91
- 13 Reggie Fox vs. Drake, 1/2/89
- 13 Fennis Dembo vs. Hardin Simmons, 12/12/85
- 12 Jay Straight vs. Savannah St., 1/8/03
- 12 Donta Richardson vs. Detroit, 12/28/02
- 12 Mark Langkamp, Denver, 1/3/84
- 11 Jay Straight vs. Princeton, 11/22/04
- 11 Ugo Udezue vs. Tulsa, 2/4/99
- 11 Jeron Roberts vs. Montana State, 12/23/97
- 11 David Murray vs. BYU, 2/3/94
- 11 Carlus Groves, San Diego St., 2/26/94
- 11 Maurice Alexander vs. BYU, 1/23/92
- 11 Kenny Smith vs. Drake, 1/2/89
- 11 Robyn Davis vs. Texas El Paso, 1/12/89
- 11 Les Bolden vs. Texas-El Paso, 1/11/86
- 11 Anthony Watson, San Diego State, 2/13/86

FREE THROWS ATTEMPTED

- 23 Fennis Dembo vs. Texas-El Paso, 2/4/88
- 19 David Murray vs. Marshall, 12/21/92
- 18 Steve Leven vs. Princeton, 11/22/04
- 18 Ugo Udezue vs. Texas-Pan Am., 2/16/99
- 17 Jay Straight vs. Princeton, 11/22/04
- 17 David Murray vs. Houston, 12/23/93
- 17 Carlus Groves, San Diego St., 2/26/94
- 17 Michael Cage, San Diego State (ot), 2/6/84
- 17 Darryl Adams, Cal State-Long Beach, 12/3/83
- 16 Jay Straight vs. New Mexico, 1/12/04
- 16 Reginald Slater vs. Troy State, 12/14/91
- 16 Fennis Dembo vs. Southern California, 12/9/85
- 15 Jeron Roberts vs. Montana State, 12/23/97
- 15 Jeron Roberts vs. Utah State, 12/3/97
- 15 Donnie Boyce, Colorado, 12/6/94
- 15 Doug Price, Denver, 12/5/92
- 15 Reginald Slater vs. Air Force, 2/4/92
- 15 Tony Martin vs. New Mexico, 2/14/83

Team

TOTAL POINTS

- 113 Wyo. vs. Denver University, 11/27/87
- 112 Wyo. vs. Savannah State, 1/8/03
- 109 Wyo. vs. Tennessee State, 12/17/03
- 109 Wyo. vs. UNLV, 1/31/00
- 109 Wyo. vs. Alabama-Birmingham 12/10/88
- 108 Wyo. vs. Troy State, 12/14/91
- 106 by New Mexico, 1/14/89
- 104 Wyo. vs. Portland State, 12/29/01
- 104 Wyo. vs. SW Louisiana, 1/7/89
- 103 Wyo. vs. Texas-Pan American, 2/16/99
- 101 Wyo. vs. Alcorn St., 12/21/98
- 101 Wyo. vs. Western State, 12/14/94
- 101 Wyo. vs. Marshall, 12/21/92
- 101 Wyo. vs. Missouri-St. Louis, 11/29/90
- 100 Wyo. vs. IPFW, 1/10/05
- 100 Wyo. vs. North Texas, 1/8/00
- 100 Wyo. vs. Georgia State, 12/14/87
- 99 Wyo. vs. Loyola Marymount (NIT), 3/17/86
- 99 Wyo. vs. Northern Iowa, 12/14/90
- 98 Wyo. vs. Eastern Kentucky, 11/24/01
- 98 by UNLV, 1/31/00

- 98 Wyo. vs. Denver, 12/1/93
- 98 Wyo. vs. Hawaii, 1/10/91
- 98 Wyo. vs. Utah, 1/18/90
- 97 Wyo. vs. Denver, 11/27/95
- 97 Wyo. vs. Drake, 1/2/89
- 97 Wyo. vs. Memphis State, 12/16/90
- 96 Wyo. vs. TCU, 1/14/99
- 96 Wyo. vs. Fresno State, 1/27/96
- 96 Wyo. vs. Louisiana Tech, 11/23/91
- 96 Wyo. vs. Marshall, 11/24/90
- 95 by San Diego, 12/28/04
- 95 Wyo. vs. Colorado State, 1/12/02
- 95 Wyo. vs. Hawaii, 2/29/96
- 95 by Hawaii, 2/24/94
- 95 Wyo. vs. Nebraska, 1/22/90
- 95 by San Diego State, 2/23/91
- 94 Wyo. vs. Arkansas-Pine Bluff, 11/19/01
- 94 Wyo. vs. Hawaii, 2/24/94
- 94 Wyo. vs. Utah, 1/18/86
- 93 Wyo. vs. SDSU, 1/29/00
- 93 Wyo. vs. Air Force, 2/25/99
- 93 Wyo. vs. Seattle-Pacific, 12/1/84
- 92 Wyo. vs. Washington, 12/6/03
- 92 Wyo. vs. Northwestern State, 11/19/99
- 92 Wyo. vs. Northern Colorado, 12/9/95
- 92 Wyo. vs. Denver, 11/29/94
- 92 Wyo. vs. San Diego State, 2/13/92
- 92 by Troy State, 12/14/91

REBOUNDS

- 63 by San Diego State, 2/23/91
- 60 Wyo. vs. SMU, 1/16/99
- 60 Wyo. vs. Troy State, 12/14/91
- 58 Wyo. vs. Detroit, 12/28/02
- 58 Wyo. vs. Air Force, 2/25/99
- 57 Wyo. vs. Eastern Kentucky, 11/24/01
- 57 Wyo. vs. South Dakota, 12/7/82
- 56 Wyo. vs. Memphis State, 12/16/90
- 55 Wyo. vs. Cal State Northridge, 12/6/01
- 55 Wyo. vs. Seattle-Pacific, 12/1/84
- 54 Wyo. vs. La. Tech, 11/23/91
- 54 Wyo. vs. Montana, 12/2/89
- 54 Wyo. vs. Alabama-Birmingham, 12/10/88
- 54 by San Diego State (WAC), 3/6/86
- 53 Wyo. vs. Savannah State, 1/8/03
- 53 Wyo. vs. Dartmouth, 12/31/98
- 53 Wyo. vs. Texas Southern, 11/30/88
- 53 Wyo. vs. Denver Univ., 11/27/87
- 52 Wyo. vs. Washington, 12/6/03
- 52 Wyo. vs. Cal State Fullerton, 12/1/01
- 52 Wyo. vs. Arkansas-Pine Bluff, 11/19/01
- 52 by UTEP, 2/11/93
- 52 Wyo. vs. Colorado State, 2/9/84

ASSISTS

- 28 Wyo. vs. TCU, 1/14/99
- 28 Wyo. vs. San Diego State, 2/13/92
- 26 Wyo. vs. Colorado, 12/28/82
- 25 Wyo. vs. Northwestern State, 11/19/99
- 25 Wyo. vs. Texas-Pan American, 2/16/99
- 25 Wyo. vs. Alcorn St., 12/21/98
- 24 Wyo. vs. SMU, 1/16/99
- 23 Wyo. vs. Portland State, 12/29/01
- 23 Wyo. vs. Utah, 2/28/00
- 23 Wyo. vs. Colorado State, 3/7/92
- 23 Wyo. vs. South Dakota, 12/7/82
- 23 Wyo. vs. Southern Cal, 12/4/82
- 22 Wyo. vs. Winthrop, 12/20/03
- 22 Wyo. vs. Tennessee State, 12/17/03
- 22 by North Texas, 1/8/00
- 22 Wyo. vs. Hawaii, 2/29/96
- 22 Wyo. vs. C.S. Fullerton, 12/4/93
- 22 by New Mexico, 1/14/89
- 22 Wyo. vs. Regis, 11/30/82
- 22 Wyo. vs. San Diego State, 2/13/86
- 22 by Brigham Young, 1/22/83

FIELD GOALS MADE

- 44 Wyo. vs. SW Louisiana, 1/7/89
- 42 Wyo. vs. UNLV, 1/31/00
- 41 Wyo. vs. Denver Univ., 11/27/87
- 40 Wyo. vs. Western State, 12/14/94
- 39 Wyo. vs. Tennessee State, 12/17/03
- 39 Wyo. vs. Loyola Marymount (NIT), 3/17/86
- 39 Wyo. vs. San Diego State, 2/13/86
- 37 by UNLV, 1/31/00

- 37 Wyo. vs. Texas-Pan American, 2/16/99
- 37 Wyo. vs. TCU, 1/14/99
- 37 Wyo. vs. Wisconsin-Green Bay, 12/2/83
- 37 Wyo. vs. Fort Lewis, 1/7/84
- 37 by Loyola Marymount (NIT), 3/17/86
- 36 Wyo. vs. Hawaii, 2/29/96
- 36 by Troy State, 12/14/91
- 36 Wyo. vs. Alabama-Birmingham, 12/10/88
- 35 Wyo. vs. IPFW, 1/10/05
- 35 Wyo. vs. Portland State, 12/29/01
- 35 Wyo. vs. Utah, 2/28/00
- 35 by North Texas, 1/8/00
- 35 Wyo. vs. Alcorn St., 12/21/98
- 35 Wyo. vs. San Diego State, 2/13/92
- 35 Wyo. vs. South Dakota, 11/30/84
- 35 Wyo. vs. Seattle-Pacific, 12/1/84

FIELD GOALS ATTEMPTED

- 102 by Troy State, 12/14/91
- 91 by Marshall, 12/21/92
- 88 by Metro State, 12/01/90
- 87 Wyo. vs. San Diego State, 2/23/91
- 83 by San Diego State, 1/21/02
- 83 Wyo. vs. UNLV, 1/31/00
- 83 Wyo. vs. Denver, 11/17/98
- 83 Wyo. vs. New Mexico, 1/14/89
- 82 by UNLV, 1/31/00
- 82 by Marshall, 11/24/90
- 81 by Hawaii, 2/24/94
- 80 by UTEP, 2/11/93
- 79 Wyo. vs. SMU, 1/16/99
- 79 by Hawaii, 1/10/91
- 78 Wyo. vs. San Diego State 2/13/86
- 77 Wyo. vs. Alcorn St., 12/21/98
- 77 by Missouri-St. Louis, 11/29/90
- 76 Wyo. vs. Texas-Pan Am., 2/16/99
- 76 Wyo. vs. SW Louisiana, 1/7/89
- 75 Wyo. vs. Utah, 2/28/00
- 75 by Denver, 11/29/94
- 74 Wyo. vs. Nevada, 12/4/99
- 74 Wyo. vs. Sam Houston St., 11/25/89
- 74 by Utah (WAC), 3/6/86
- 73 by Cal State Fullerton, 12/8/01
- 73 by North Texas, 1/8/00
- 73 by Hawaii, 1/9/93
- 73 Wyo. vs. Memphis State, 12/16/90
- 73 by Memphis State, 12/16/90

3-POINT FIELD GOALS MADE

- 13 by Air Force, 1/28/02
- 13 Wyo. vs. Fresno State, 1/27/96
- 11 by Air Force, 2/15/05
- 11 by Cal St. Fullerton, 12/1/01
- 11 Wyo. vs. Northwestern State, 11/19/99
- 11 by Samford, 12/30/99
- 11 Wyo. vs. BYU, 2/26/00
- 11 by Denver, 12/5/92
- 11 by Troy State, 12/14/91
- 10 Wyo. vs. Portland State, 12/29/01
- 10 by Boise State, 12/12/01
- 10 Wyo. vs. SMU, 1/16/99
- 10 Wyo. vs. Alcorn St., 12/21/98
- 10 by Air Force, 1/25/96
- 10 by Marshall, 12/21/92
- 10 Wyo. vs. San Diego State, 2/13/92
- 10 Wyo. vs. New Mexico, 2/9/91
- 10 by Colorado State, 2/26/91
- 10 by Marshall, 11/24/90
- 9 Wyo. vs. BYU, 1/17/05
- 9 Wyo. vs. IPFW, 1/10/05
- 9 by Princeton, 11/22/04
- 9 by Texas-Arlington, 11/27/04
- 9 by Utah, 1/15/05
- 9 by New Mexico, 2/7/05
- 9 Wyo. vs. San Diego State, 1/26/04
- 9 Wyo. vs. Tennessee State, 12/17/03
- 9 by Tennessee State, 12/17/03
- 9 Wyo. vs. Colorado State, 2/22/03
- 9 Wyo. vs. Indiana State, 12/19/01
- 9 Wyo. vs. Samford, 12/30/99
- 9 Wyo. vs. New Mexico, 1/13/00
- 9 Wyo. vs. Utah, 2/28/00
- 9 by BYU, 2/26/00
- 9 Wyo. vs. Brigham Young, 2/14/98
- 9 by Gonzaga, 3/11/98
- 9 by Fresno State 1/25/97

School Records

ARENA-AUDITORIUM RECORDS

3-POINT FIELD GOALS MADE (cont.)

- 9 Wyo. vs. UNLV, 2/27/97
- 9 Wyo. vs. Hawai'i, 2/29/96
- 9 by Denver, 11/27/95
- 9 Wyo. vs. Northern Colorado, 12/9/95
- 9 Wyo. vs. Cincinnati, 12/17/94
- 9 Wyo. vs. Colorado, 12/6/94
- 9 Wyo. vs. Texas-El Paso, 2/16/95
- 9 by Cincinnati, 12/17/94
- 9 by Fresno State, 2/2/95
- 9 Wyo. vs. C.S. Fullerton, 12/4/93
- 9 by New Mexico, 1/22/94
- 9 by New Mexico, 2/13/93
- 9 Wyo. vs. Texas-El Paso, 2/27/92
- 9 Wyo. vs. Utah, 1/25/92
- 9 Wyo. vs. Alabama-Birmingham, 12/10/88
- 9 by New Mexico, 2/9/91
- 9 by Metro State, 12/1/90
- 8 Wyo. vs. New Mexico, 2/7/05
- 8 Wyo. vs. Norfolk State, 11/25/03
- 8 Wyo. vs. Winthrop, 12/20/03
- 8 Wyo. vs. New Mexico, 1/12/04
- 8 Wyo. vs. Utah, 2/16/04
- 8 by Utah, 2/16/04
- 8 Wyo. vs. Cal State Fullerton, 12/1/01
- 8 Wyo. vs. New Mexico, 1/26/02
- 8 Wyo. vs. Montana State, 12/23/97
- 8 Wyo. vs. New Mexico, 1/10/98
- 8 by New Mexico, 1/10/98
- 8 by Utah, 2/12/98
- 8 by Wyoming vs. Fresno State, 1/25/97
- 8 by Wyoming vs. Creighton, 11/22/96
- 8 Wyo. vs. Brigham Young, 2/10/96
- 8 Wyo. vs. Utah, 1/19/95
- 8 Wyo. vs. Denver, 12/5/92
- 8 by Utah, 1/25/92
- 8 by Evansville, 12/5/89
- 8 Wyo. vs. SW Louisiana, 1/7/89
- 8 by Missouri-St.Louis, 11/29/90
- 8 Wyo. vs. Colorado State, 2/26/91
- 8 by Hawaii, 2/24/94

3-POINT FIELD GOALS ATTEMPTED

- 59 by Troy State, 12/14/91
- 35 by Missouri-St. Louis, 11/29/90
- 34 Wyo. vs. UNLV, 2/27/97

- 32 Wyo. vs. SMU, 1/16/99
- 32 Wyo. vs. San Diego State, 2/23/91
- 31 by Air Force, 2/5/05
- 31 by Tennessee State, 12/17/03
- 31 by Eastern Kentucky, 11/24/01
- 31 by Samford, 12/30/99
- 31 Wyo. vs. Northern Colorado, 12/9/95
- 29 Wyo. vs. Indiana St., 12/19/01
- 29 by Cal State Fullerton, 12/1/01
- 29 Wyo. vs. TCU, 1/14/99
- 29 by Southern Utah, 11/29/97
- 29 by Metro State, 12/1/90
- 28 by Princeton, 11/22/04
- 28 Wyo. vs. San Diego State, 3/1/03
- 28 Wyo. vs. Iowa State, 12/16/95
- 28 by Fresno State, 1/25/97
- 28 by BYU, 2/3/94
- 28 by Marshall, 12/21/92
- 28 Wyo. vs. UTEP, 2/7/92
- 27 by Fresno State, 1/27/96
- 27 by Utah, 2/5/94
- 27 by Colorado, 12/19/92
- 27 Wyo. vs. New Mexico, 1/14/89
- 27 by Northern Iowa, 12/14/90
- 26 by Utah, 3/2/02
- 26 by Air Force, 2/21/00
- 26 Wyo. vs. Alcorn St., 12/21/98
- 26 by Denver, 12/5/92
- 25 by Alaska-Anchorage, 12/22/01
- 25 by Montana State, 12/15/01
- 25 Wyo. vs. New Mexico, 1/13/00
- 25 Wyo. vs. Utah, 2/28/00
- 25 by UNLV, 1/31/00
- 25 Wyo. vs. UTEP, 1/15/96
- 25 Wyo. vs. Colorado, 12/6/94
- 25 by Hawaii, 1/9/93
- 25 Wyo. vs. UTEP, 2/28/90
- 25 by Northwestern State, 12/9/89
- 24 Wyo. vs. UNLV, 2/19/05
- 24 by IPFW, 1/10/05
- 24 Wyo. vs. Winthrop, 12/20/03
- 24 by Utah, 2/16/04
- 24 Wyo. vs. Prairie View A&M 12/21/02
- 24 by Air Force, 1/28/02
- 24 Wyo. vs. Nevada, 12/4/99

- 24 Wyo. vs. UNLV, 1/31/00
- 24 Wyo. vs. Fresno State, 1/27/96
- 24 by Cincinnati, 12/17/94
- 24 by Marshall, 11/24/90
- 24 Wyo. vs. Utah, 1/17/91
- 24 Wyo. vs. Creighton, 11/22/96
- 24 by BYU, 1/4/97
- 23 Wyo. vs. BYU, 1/17/05
- 23 by Air Force, 3/6/04
- 23 by BYU, 2/26/00
- 23 by Northeastern Illinois, 12/17/97
- 23 Wyo. vs. UTEP, 2/16/95
- 23 by Fresno State, 2/2/95
- 23 by Southern Colorado, 12/9/92
- 23 Wyo. vs. New Mexico, 2/9/91

FREE THROWS MADE

- 43 Wyo. vs. Savannah State, 1/8/03
- 39 Wyo. vs. Marshall, 12/21/92
- 38 Wyo. vs. Troy State, 12/14/91
- 36 Wyo. vs. Drake, 1/2/89
- 35 Wyo. vs. Texas A&M (NIT), 3/13/86
- 35 Wyo. vs. Southern California, 12/9/85
- 34 Wyo. vs. Arkansas-Pine Bluff, 11/19/01
- 34 Wyo. vs. Texas-El Paso, 2/4/88
- 33 Wyo. vs. Denver, 11/29/94
- 33 Wyo. vs. Southern Colorado, 2/15/85
- 33 Wyo. vs. San Diego State (ot), 2/6/84
- 32 Wyo. vs. Princeton, 11/22/04
- 32 by San Diego, 12/28/04

FREE THROWS ATTEMPTED

- 62 Wyo. vs. Savannah State, 1/8/03
- 55 Wyo. vs. Marshall, 12/21/92
- 54 Wyo. vs. Troy State, 12/14/91
- 51 Wyo. vs. Utah, 1/18/86
- 49 by San Diego State, 2/23/91
- 48 Wyo. vs. Southern California, 12/9/85
- 47 Wyo. vs. Air Force, 1/29/98
- 47 Wyo. vs. Sam Houston State, 11/30/91
- 47 Wyo. vs. Drake, 1/2/89
- 46 Wyo. vs. Denver, 11/29/94
- 45 Wyo. vs. Princeton, 11/22/04
- 45 Wyo. vs. San Diego State (ot), 2/6/84
- 45 Wyo. vs. Texas A&M (NIT), 3/13/86
- 45 Wyo. vs. Colorado, 12/14/88

INDIVIDUAL HIGH SCORER

Year	Player	No. Games	Pts.	Avg. No. Pts. per Game	Year	Player	No. Games	Pts.	Avg. No. Pts. per Game	Year	Player	No. Games	Pts.	Avg. No. Pts. per Game
1910	Oscar Prestegard	5	76	15.2	1945	George Noststrand	17	169	9.9	1979	Charles Bradley	25	392	15.7
1915	Fulton Bellamy	2	42	21.0	1946	Milo Komenich	26	372	14.3	1980	Charles Bradley	24	459	19.1
1916	Fulton Bellamy	1	20	20.0	1947	Jimmy Reese	28	327	11.7	1981	Charles Bradley	30	577	19.2
1917	Harry Craig	5	73	14.6	1948	John Pilch	27	264	9.7	1982	Bill Garnett	30	544	18.1
1918	Milward Simpson	5	58	11.6	1949	John Pilch	35	377	10.8	1983	Anthony Martin	29	377	13.0
1919	Bob Burns	9	*75	*8.3	1950	John Pilch	36	415	11.5	1984	Anthony Martin	30	436	14.5
1920	Bob Burns	10	*112	*11.2	1951	George "Moe" Radovich	37	505	13.6	1985	Rodney Gowens	29	417	14.4
1921	Robert Fiske	8	75	9.4	1952	George "Moe" Radovich	35	413	12.9	1986	Fennis Dembo	34	577	17.0
	Fred Layman	8	44	5.5	1953	Bill Sharp	27	385	14.3	1987	Fennis Dembo	34	689	20.3
1922	William Smyth	11	85	7.7	1954	Bill Sharp	28	346	12.3	1988	Fennis Dembo	32	653	20.4
1923	Don Thompson	9	58	6.4	1955	Harry Jorgensen	26	377	14.5	1989	Robyn Davis	30	586	19.5
	Royden Banta	9	51	5.7	1956	Joe Capua	26	637	24.5	1990	Reginald Slater	29	485	16.7
1924	Bill Lester	7	50	7.1	1957	Tony Windis	26	457	19.0	1991	Reginald Slater	32	613	19.2
1925	Cyril Fox	12	55	4.6	1958	Tony Windis	26	545	20.9	1992	Reginald Slater	29	518	17.9
1926	O.B. "Oz" Koerfer	15	113	7.5	1959	Tony Windis	19	463	24.3	1993	David Murray	28	384	13.7
1927	Don Harkins	13	145	11.2	1960	Terry Hoppel	24	413	17.2	1994	David Murray	28	474	16.9
1928	O.B. "Oz" Koerfer	21	167	8.0	1961	Earl Nau	25	421	16.8	1995	LaDrell Whitehead	28	418	14.9
1929	Bob Outsen	9	222	11.7	1962	Curt Jimerson	26	454	17.5	1996	LaDrell Whitehead	29	513	17.7
1930	Jim Jiacoletti	14	142	10.1	1963	Flynn Robinson	26	682	26.5	1997	LaDrell Whitehead	18	390	21.7
1931	Les Witte	23	274	11.9	1964	Flynn Robinson	26	666	25.6	1998	Jeron Roberts	28	532	19.0
1932	Les Witte	20	238	11.9	1965	Flynn Robinson	26	*701	*27.0	1999	Ugo Udezue	28	575	20.5
1933	Les Witte	23	234	10.2	1966	Leon Clark	26	582	22.4	2000	Josh Davis	31	442	14.3
1934	Les Witte	27	323	12.0	1967	Harry Hall	29	535	18.4	2001	Marcus Bailey	30	521	17.4
1935	Willard West	16	124	7.8	1968	Harry Hall	27	542	20.1	2002	Marcus Bailey	31	453	14.6
1936	Lew Young	19	194	10.2	1969	Carl Ashley	28	488	21.0	2003	Donta Richardson	32	578	18.1
1937	John Winterholler	14	115	8.2	1970	Stan Dodds	26	539	20.7	2004	Jay Straight	27	424	15.7
1938	Lew Young	17	229	13.5	1971	Willie Roberson	24	482	20.1	2005	Jay Straight	28	505	18.0
1939	Lew Young	20	220	11.0	1972	Rod Penner	26	436	16.8					
1940	Willie Rothman	15	158	10.5	1973	Ron Crowell	26	313	12.0					
1941	Bill Strannigan	19	200	10.5	1974	Ron Crowell	26	460	17.7					
1942	Milo Komenich	19	222	11.7	1975	Stan Boyer	26	405	15.6					
1943	Milo Komenich	33	551	16.7	1976	Pat Flanigin	27	341	12.6					
	Kenny Sailors	33	496	15.0	1977	Joe Fazekas	26	350	13.5					
	Jim Weir	33	332	10.1	1978	Doug Bessert	27	343	12.7					
1944	No team because of WWII													

***Records by Robert H. Burns**
 The late Dr. Robert H. Burns, former head of the University of Wyoming's Wool Department, was a world renowned authority in his field. He was a star athlete at the University in the post World War I years, was the Cowboys' leading cage scorer in 1919 and 1920. He was not only an authority on Wyoming athletic records but an avid historian of the Rocky Mountain West.

****School Record**

RECORDS

WYOMING'S NCAA APPEARANCES

Wyoming's NCAA Record: 9-19, One National Championship in 1943

2002 — FIRST ROUND: WYOMING 73, Gonzaga 66 March 14, The Pit Albuquerque, N.M.	WYOMING LEADERS	OPPONENT LEADERS
	SCORING: Uche Nsonwu-Amadi.....14 REBOUNDING: Josh Davis14	Dan Dickau26 Zach Gourde10
SECOND ROUND: Arizona 68, WYOMING 60 March 16, The Pit Albuquerque, N.M.	SCORING: Josh Davis17 Marcus Bailey17 REBOUNDING: Josh Davis11	Luke Walton21 Channing Frye11
	1988 — FIRST ROUND: Loyola-Marymount 119, WYOMING 115 March 17, Special Events Center Salt Lake City, Utah	SCORING: Eric Leckner.....23 REBOUNDING: Willie Jones10
1987 — FIRST ROUND: WYOMING 64, Virginia 60 March 12, Special Events Center Salt Lake City, Utah	SCORING: Eric Leckner.....22 REBOUNDING: Fennis Dembo.....9	Drew Kennedy.....14 Drew Kennedy.....9
	SECOND ROUND: WYOMING 78, UCLA 68 March 14, Special Events Center Salt Lake City, Utah	SCORING: Fennis Dembo.....41 Eric Leckner20 REBOUNDING: Eric Lecker14
REGIONAL SEMIFINAL: UNLV 92, WYOMING 78 March 20, Kingdome Seattle, Wash.	SCORING: Fennis Dembo.....27 Eric Leckner18 REBOUNDING: Fennis Dembo.....9	Armon Gilliam38 Armon Gilliam13
	1982 — FIRST ROUND: WYOMING 61, Southern Cal 58 March 11, The Spectrum Logan, Utah	SCORING: Chris Engler17 Mark Wrapp17 REBOUNDING: Chris Engler9 Mark Wrapp9
SECOND ROUND: Georgetown 51, WYOMING 43 March 13, The Spectrum Logan, Utah	SCORING: Chris Engler14 Mike Jackson11 REBOUNDING: Chris Engler5	Eric Smith13 Sleepy Floyd11 Patrick Ewing.....5
	1981 — FIRST ROUND: WYOMING 78, Howard 43 March 12, UCLA Pauley Pavilion Los Angeles, Calif.	SCORING: Charles Bradley20 Bill Garnett18 REBOUNDING: Kenneth Ollie.....10 Bill Garnett8
SECOND ROUND: Illinois 67, WYOMING 65 March 14, UCLA Pauley Pavilion Los Angeles, Calif.	SCORING: Charles Bradley25 Bill Garnett15 REBOUNDING: Greg Thesenvitz 4	Johnson19 Smith14 Smith8 Johnson7
	1967 — FIRST ROUND: UCLA 109, WYOMING 60 March 17 Berkeley, Calif.	SCORING: Tom Asbury.....20 Harry Hall19
CONSOLATION ROUND: UTEP 69, WYOMING 67 March 18 Berkeley, Calif.	SCORING: Harry Hall21 Mike Eberle13 Cliff Nelson13 REBOUNDING: Gary Van Krosigk9 Mike Eberle8	David Lattin29 Dick Meyers10
	1958 — FIRST ROUND: Seattle 88, WYOMING 53 Berkeley, Calif.	SCORING: John Bertolero22 Donald Hatten12
1953 — FIRST ROUND: Santa Clara 67, WYOMING 52 March 13 Corvallis, Ore.	SCORING: Bill Sharp.....23 Harry Jorgensen13	
	CONSOLATION ROUND: Seattle 80, WYOMING 64 March 14 Corvallis, Ore.	SCORING: Harry Jorgensen17 Jim Mulvehal14

School Records

WYOMING'S NCAA APPEARANCES

<p>1952 — FIRST ROUND: WYOMING 54, Oklahoma City 48 March 21 Corvallis, Ore.</p> <p>SECOND ROUND: Santa Clara 56, WYOMING 53 March 22 Corvallis, Ore.</p>	<p>WYOMING LEADERS SCORING: Moe Radovich.....13 Ron Rivers.....11</p>	<p>OPPONENT LEADERS Don Penwell 18</p>
<p>1949 — FIRST ROUND: Oklahoma State 40, WYOMING 39 March 18 Kansas City, Mo.</p> <p>CONSOLATION ROUND: Arkansas 61, WYOMING 48 March 19 Kansas City, Mo.</p>	<p>SCORING: Moe Radovich.....18 Leroy Esau13</p>	<p>Ken Sears..... 15</p>
<p>1948 — FIRST ROUND: Kansas State 58, WYOMING 48 March 19 Kansas City, Mo.</p> <p>CONSOLATION ROUND: Washington 57, WYOMING 47 March 20 Kansas City, Mo.</p>	<p>SCORING: John Pilch13 Keith Boom 9</p>	<p>Shelton 15</p>
<p>1947 — FIRST ROUND: Texas 42, WYOMING 40 March 21 Kansas City, Mo.</p> <p>CONSOLATION ROUND: Arkansas 61, WYOMING 48 March 19 Kansas City, Mo.</p>	<p>SCORING: Mark Peyton16 John Pilch.....12</p>	<p>Horton 16</p>
<p>1947 — FIRST ROUND: Texas 42, WYOMING 40 March 21 Kansas City, Mo.</p> <p>CONSOLATION ROUND: Oregon State 63, WYOMING 46 March 22 Kansas City, Mo.</p>	<p>SCORING: Mark Peyton 20 Loy Doty.....11</p>	<p>Shannon 14</p>
<p>1943 — FIRST ROUND: WYOMING 53, Oklahoma 50 March 26 Kansas City, Mo.</p> <p>SEMIFINALS: WYOMING 58, Texas 54 March 27 Kansas City, Mo.</p> <p>CHAMPIONSHIP GAME: WYOMING 46, Georgetown 34 March 30, Madison Square Garden New York, N.Y.</p>	<p>SCORING: John Pilch 24 Loy Doty.....13</p>	<p>Nichols22</p>
<p>1941 — FIRST ROUND: Arkansas 52, WYOMING 40 Kansas City, Mo.</p> <p>CONSOLATION ROUND: Creighton 45, WYOMING 44 Kansas City, Mo.</p>	<p>SCORING: Floyd Volker11 Jimmie Reese.....10</p>	<p>Langdon 11</p>
<p>1941 — FIRST ROUND: Arkansas 52, WYOMING 40 Kansas City, Mo.</p> <p>CONSOLATION ROUND: Creighton 45, WYOMING 44 Kansas City, Mo.</p>	<p>SCORING: Jimmie Reese 17 Floyd Volker.....12</p>	<p>Beck..... 18</p>
<p>1941 — FIRST ROUND: Arkansas 52, WYOMING 40 Kansas City, Mo.</p> <p>CONSOLATION ROUND: Creighton 45, WYOMING 44 Kansas City, Mo.</p>	<p>SCORING: Milo Komenich 22 Jimmy Weir14</p>	<p>Reich17</p>
<p>1941 — FIRST ROUND: Arkansas 52, WYOMING 40 Kansas City, Mo.</p> <p>CONSOLATION ROUND: Creighton 45, WYOMING 44 Kansas City, Mo.</p>	<p>SCORING: Milo Komenich 17 Jimmy Weir13</p>	<p>Hargis.....29</p>
<p>1941 — FIRST ROUND: Arkansas 52, WYOMING 40 Kansas City, Mo.</p> <p>CONSOLATION ROUND: Creighton 45, WYOMING 44 Kansas City, Mo.</p>	<p>SCORING: Kenny Sailors16 Milo Komenich 9</p>	<p>Several with 6</p>
<p>1941 — FIRST ROUND: Arkansas 52, WYOMING 40 Kansas City, Mo.</p> <p>CONSOLATION ROUND: Creighton 45, WYOMING 44 Kansas City, Mo.</p>	<p>SCORING: No Statistics Available</p>	
<p>1941 — FIRST ROUND: Arkansas 52, WYOMING 40 Kansas City, Mo.</p> <p>CONSOLATION ROUND: Creighton 45, WYOMING 44 Kansas City, Mo.</p>	<p>SCORING: No Statistics Available</p>	

WYOMING IN CONFERENCE TOURNAMENTS

Wyoming's MWC Tournament Record: 3-6

		WYOMING LEADERS	OPPONENT LEADERS
2005	FIRST ROUND: UNLV 70, WYOMING 63 March 10, 2005, Pepsi Center Denver, Colorado	SCORING: Dion Sherrell.....18 REBOUNDING: Alex Dunn.....15	Ricky Morgan 22 Odartey Blankson10
2004	FIRST ROUND: Brigham Young 79, WYOMING 74 March 11, 2004, Pepsi Center Denver, Colorado	SCORING: Mikel Watson21 REBOUNDING: Alex Dunn 8	Luiz Lemes18 Rafael Araujo14
2003	FIRST ROUND: Colorado State 74, WYOMING 71 March 13, 2003, Thomas and Mack Center Las Vegas, Nevada	SCORING: Uche Nsonwu-Amadi 20 REBOUNDING: Joe Ries 9	Matt Nelson 25 Brian Greene 6
2002—	FIRST ROUND: WYOMING 69, Air Force 67 (ot) March 7, Thomas and Mack Center Las Vegas, Nevada	SCORING: Marcus Bailey 29 REBOUNDING: Josh Davis11	Tom Bellairs 20 Joel Genlach 6 Lamont Yazzie 6
	SEMIFINALS: San Diego State 70, WYOMING 69 March 8, Thomas and Mack Center Las Vegas, Nevada	SCORING: Marcus Bailey 31 REBOUNDING: Josh Davis 8	Al Faux 20 Randy Holcomb 7 Deandre Moore 7 Aerick Sanders 7
2001—	FIRST ROUND: WYOMING 73, San Diego State 58 March 8, Thomas and Mack Center Las Vegas, Nevada	SCORING: Josh Davis 20 REBOUNDING: Josh Davis14	Holcomb 24 Correa 7
	SEMIFINALS: Brigham Young 77, WYOMING 66 March 9, Thomas and Mack Center Las Vegas, Nevada	SCORING: Brett McFall19 REBOUNDING: Josh Davis 8	Lyday 32 Cooper 7
2000—	FIRST ROUND: WYOMING 74, Colorado State 68 March 9, Thomas and Mack Center Las Vegas, Nevada	SCORING: LeDarion Jones18 REBOUNDING: Marcus Bailey 8	Ceedric Goodwyn 20 Ceedric Goodwyn 8
	SEMIFINALS: UNLV 97, WYOMING 92 March 10, Thomas and Mack Center Las Vegas, Nevada	SCORING: LeDarion Jones 27 REBOUNDING: LeDarion Jones10	Dalron Johnson 23 Dalron Johnson 8

Wyoming's WAC Tournament Record: 10-13, Two WAC Tournament Championships in 1987 and 1988.

		WYOMING LEADERS	OPPONENT LEADERS
1998—	FIRST ROUND San Diego State 60, WYOMING 57 (OT) March 3, Thomas and Mack Center Las Vegas, Nevada	SCORING: Jeron Roberts16 REBOUNDING: Jeff Allen10	Jason Richey 20 Roy Kruiswyk 11
1997—	FIRST ROUND: TCU 72, WYOMING 61 March 4, Thomas and Mack Center Las Vegas, Nevada	SCORING: HL Coleman 20 REBOUNDING: HL Coleman 15	Mike Jones 25 Dennis Davis 8
1996—	FIRST ROUND: Fresno State 91, WYOMING 82 March 7, The Pit Albuquerque, New Mexico	SCORING: LaDrell Whitehead 33 REBOUNDING: Chris Haslam 15	Kendric Brooks 24 Darnell McCulloch 11
1995—	FIRST ROUND: New Mexico 63, WYOMING 56 March 9, The Pit Albuquerque, New Mexico	SCORING: Theo Ratliff14 REBOUNDING: Theo Ratliff11	Marlow White18 Marlow White 9 Charles Smith 9
1994—	FIRST ROUND: San Diego State 54, WYOMING 51 March 9, The Delta Center Salt Lake City, Utah	SCORING: Theo Ratliff 22 REBOUNDING: Theo Ratliff19	Carlus Groves 16 Carlus Groves 10
1993 —	FIRST ROUND: San Diego State 59, WYOMING 57 March 10, The Delta Center Salt Lake City, Utah	SCORING: Brian Rewers15 REBOUNDING: Rick Henry10	Courtie Miller 14 Chris Walters 14 Keith Balzer 6 Berry Randle 6
1992 —	FIRST ROUND: New Mexico 89, WYOMING 83 March 12, Moby Arena Ft. Collins, Colorado	SCORING: Reginald Slater 25 REBOUNDING: Reginald Slater13	Willie Banks 24 Lewis LaMar 8

School Records

WYOMING IN CONFERENCE TOURNAMENTS

<p>1991 — FIRST ROUND: WYOMING 71, UTEP 67 March 7, Arena-Auditorium Laramie, Wyoming</p> <p>SEMIFINALS: Utah 69, WYOMING 63 March 8, Arena-Auditorium Laramie, Wyoming</p>	<p>WYOMING LEADERS SCORING: Reginald Slater16 Paris Bryant16 REBOUNDING: Reginald Slater12</p>	<p>OPPONENT LEADERS Martin McCall 19 Von Bennett9 Josh Grant..... 13 Josh Grant..... 10</p>
<p>1990 — FIRST ROUND: Hawaii 66, WYOMING 63 March 8, Special Events Center El Paso, Texas</p>	<p>SCORING: Reginald Slater 24 REBOUNDING: Reginald Slater 14</p>	<p>Terry Houston.....17 Terry Houston..... 11</p>
<p>1989 — FIRST ROUND: Texas-El Paso 88, WYOMING 81 (2 ot) March 10, Special Events Center Salt Lake City, Utah</p>	<p>SCORING: Robyn Davis 23 REBOUNDING: Clauzell Williams.....11</p>	<p>Prince Stewart25 Antonio Davis 11</p>
<p>1988 — FIRST ROUND: WYOMING 83, San Diego State 76 March 10, The Marriott Center Provo, Utah</p> <p>SEMIFINALS: WYOMING 60, Colorado State 58 March 11, The Marriott Center Provo, Utah</p> <p>CHAMPIONSHIP GAME: WYOMING 79, Texas-El Paso 75 March 12, The Marriott Center Provo, Utah</p>	<p>SCORING: Reggie Fox.....19 REBOUNDING: Fennis Dembo..... 6</p> <p>SCORING: Fennis Dembo..... 24 REBOUNDING: Eric Leckner 9</p> <p>SCORING: Eric Leckner..... 22 REBOUNDING: Eric Leckner10</p>	<p>Mitch McMullen24 Rodney Hawkins8 David Turcotte20 Barry Bailey6 Tim Hardaway 21 Tim Hardaway6</p>
<p>1987 — FIRST ROUND: WYOMING 56, Utah 54 March 5, The Pit Albuquerque, New Mexico</p> <p>SEMIFINALS: WYOMING 77, UTEP 74 March 6, The Pit Albuquerque, New Mexico</p> <p>CHAMPIONSHIP GAME: WYOMING 64, New Mexico 62 March 7, The Pit Albuquerque, New Mexico</p>	<p>SCORING: Fennis Dembo.....21 REBOUNDING: Jon Sommers..... 6</p> <p>SCORING: Reggie Fox..... 24 REBOUNDING: Eric Leckner 9</p> <p>SCORING: Eric Leckner..... 27 REBOUNDING: Eric Leckner10</p>	<p>Mitch Smith 18 Jimmy Madison 11 Jeep Jackson20 Chris Sandle8 Rob Loeffel25 Rob Loeffel8</p>
<p>1986 — FIRST ROUND: WYOMING 67, Air Force 65 March 6, Arena-Auditorium Laramie, Wyoming</p> <p>SEMIFINALS: WYOMING 56, New Mexico 54 March 7, Arena-Auditorium Laramie, Wyoming</p> <p>CHAMPIONSHIP GAME: UTEP 65, WYOMING 64 March 8, Arena-Auditorium Laramie, Wyoming</p>	<p>SCORING: Eric Leckner.....31 REBOUNDING: Jon Sommers..... 5</p> <p>SCORING: Fennis Dembo..... 26 REBOUNDING: Eric Leckner 8</p> <p>SCORING: Fennis Dembo..... 28 REBOUNDING: Eric Lecker11</p>	<p>Maurice McDonald20 Maurice McDonald 11 Johnny Brown23 Johnny Brown 10 Dave Feitl 19 Juden Smith6</p>
<p>1985 — FIRST ROUND: Utah 61, WYOMING 60 March 4, Special Events Center Salt Lake City, Utah</p>	<p>SCORING: Fennis Dembo.....18 REBOUNDING: Jamal Hosey 6 Rod Gowens 6</p>	<p>Jerry Stroman..... 16 Manny Hendrix 16 Albert Springs.....9</p>
<p>1984 — FIRST ROUND: WYOMING 40, Colorado State 36 March 7, Arena-Auditorium Laramie, Wyoming</p> <p>SEMIFINALS: UTEP 62, WYOMING 55 March 9, Special Events Center El Paso, Texas</p>	<p>SCORING: Tony Martin13 Troy Washpun13 REBOUNDING: Tony Martin 5 Troy Washpun 5 Rodney Gowen 5</p> <p>SCORING: Tony Martin 20 REBOUNDING: Rodney Gowens11</p>	<p>Rich Strong..... 11 Rich Strong.....4 John Dudley4 Luster Goodwin..... 16 Juden Smith 11</p>

RECORDS

WYOMING'S NIT APPEARANCES

Wyoming's NIT Record: 7-8, Highest finish was second in 1986.

2003 —	FIRST ROUND: WYOMING 78, Eastern Washington 71 March 20, Arena-Auditorium, Laramie, Wyo.	WYOMING LEADERS SCORING: Donta Richardson 24 REBOUNDING: Uche Nsonwu-Amadi 12	OPPONENT LEADERS Chris Hester 19 Marc Axton 5 Brendon Merritt 5
	SECOND ROUND: North Carolina, 90, WYOMING 74 March 24, Dean Smith Center, Chapel Hill, NC	SCORING: Donta Richardson 20 REBOUNDING: Uche Nsonwu-Amadi 8	Rashad McCants 20 Melvin Scott 20 David Noel 7
2001 —	FIRST ROUND: Pepperdine 72, WYOMING 69 March 14, Arena-Auditorium, Laramie, Wyoming	SCORING: Josh Davis 17 REBOUNDING: Uche Nsonwu-Amadi 11	Armstrong 29 Gibbs 10
	SECOND ROUND: Oregon 93, WYOMING 72 March 15, McArthur Court Eugene, Oregon	SCORING: Ugo Udezue 28 REBOUNDING: Josh Davis 7	Jeff Trepagnier 24 Jeff Trepagnier 17
1999 —	FIRST ROUND: WYOMING 81, USC 77 March 10, Arena-Auditorium, Laramie, Wyoming	SCORING: Anthony Blakes 17 REBOUNDING: Anthony Blakes 6 Chris McMillian 6	A.D. Smith 22 A.D. Smith 13
	SECOND ROUND: Gonzaga 69, WYOMING 55 March 11, Arena-Auditorium, Laramie, Wyoming	SCORING: Jeron Roberts 15 REBOUNDING: Jeron Roberts 8	Bakari Hendrix 19 Bakari Hendrix 9
1991 —	FIRST ROUND: WYOMING 63, Butler 61 March 15, Arena-Auditorium Laramie, Wyoming	SCORING: Reginald Slater 27 REBOUNDING: Reginald Slater 8 Travis Butler 8	Darin Archbold 16 J.P. Brens 8
	SECOND ROUND: Colorado 83, WYOMING 75 March 18, Coors Events Center, Boulder, Colorado	SCORING: Reginald Slater 24 REBOUNDING: Maurice Alexander 6	Stevie Wise 21 Shaun Vandiver 8
1986 —	FIRST ROUND: WYOMING 79, Texas A&M 70 March 13, Arena-Auditorium Laramie, Wyoming	SCORING: Les Bolden 23 Fennis Dembo 23 REBOUNDING: Jon Sommers 8	Don Marbury 22 Jimmy Gilbert 12
	SECOND ROUND: WYOMING 99, Loyola-Marymount 90 March 17, Arena-Auditorium, Laramie, Wyoming	SCORING: Fennis Dembo 24 REBOUNDING: Fennis Dembo 10	Mike Yoest 25 Mike Yoest 8
1986 —	THIRD ROUND: WYOMING 62, Clemson 57 March 20, Arena-Auditorium, Laramie, Wyoming	SCORING: Fennis Dembo 19 REBOUNDING: Fennis Dembo 16	Grayson Marshall 19 Horace Grant 9
	SEMIFINALS: WYOMING 67, Florida 58 March 24, Madison Square Garden New York, New York	SCORING: Fennis Dembo 23 REBOUNDING: Eric Leckner 12	Kenny McClary 13 Kenny McClary 10
1986 —	CHAMPIONSHIP GAME: Ohio State 73, WYOMING 63 March 26, Madison Square Garden New York, New York	SCORING: Fennis Dembo 27 REBOUNDING: Jon Sommers 9	Dennis Hopson 26 Brad Sellers 12
	FIRST ROUND: Army 51, WYOMING 49 March 16, Madison Square Garden New York, New York	SCORING: Stan Dodds 12 REBOUNDING: Stan Dodds 10	Dick Simmons 14 Mike Gyovai 10
1968 —	FIRST ROUND: Villanova 77, WYOMING 66 March 16, Madison Square Garden New York, New York	SCORING: Mike Eberle 16 REBOUNDING: Carl Ashley 11	Johnny Jones 38 Joseph Crews 9

All-Time Scores

W. Yates

1905-06
4-2, (.667) Record
two seasons

1904-05

(3-0)		W. Yates
A21	LARAMIE TOWN TEAM	W 17-5

1905-06

(3-2)		W. Yates
J26	FORT WARREN	L 13-28
F 2	LARAMIE TOWN TEAM	L 11-13
F 9	LARAMIE TOWN TEAM	W 17- 9
F17	UNIVERSITY SCRUBS	W 25-13
M 2	LARAMIE TOWN TEAM	W 32-15

Lt. Coburn

1907-08
5-7, (.417) Record
two seasons

1906-07

(3-4)		Lt. Coburn
J 4	LARAMIE TOWN TEAM	W 14-13
J11	LARAMIE TOWN TEAM	W 48- 6
J18	at Cheyenne Business College	L 16-72
J19	at Fort Warren	W 30-15
F 1	CHICAGO CRESCENTS	L 20-33
F 2	CHICAGO CRESCENTS	L 22-45
F17	CHEYENNE BUSINESS COLL.	L 11-39

1907-08

(2-3)		Lt. Coburn
D30	BENEDICTS CLUB	W 38-12
J 7	NOME, ALASKA	L 21-72
J13	COLORADO	L 21-58
J17	BENEDICTS CLUB	W 26-23
F 4	MUSCATINE, IOWA	L 31-59

Elmer G. Hoefler

1909
3-3, (.500) Record
one season

1908-09

(3-3)		Elmer G. Hoefler
J 9	BENEDICTS CLUB	W 38-12
F15	at Northern Colorado	L 26-31
F16	at Cheyenne Business College	L 11-26
F22	CHEYENNE BUSINESS COLL.	W 26-17
M 1	at Salt Lake YMCA	L 18-68
M20	EATON (Col.) HIGH	W 60-18



Harold I. Dean

1910-12
9-13, (.409) Record
three seasons

1909-10

(3-3)		Harold I. Dean
J21	GREELEY RED SOX	W 47-24
J23	GREELEY RED SOX	W 48-27
F10	CHEYENNE BUSINESS COLL.	L 18-38
F11	at Cheyenne Business College	L 30-43
F19	KANSAS CITY TOURISTS	L 24-36
F20	KANSAS CITY TOURISTS	W 42-21

1910-11

(1-4)		Harold I. Dean
J21	GREELEY ARROWS	W 35-19
J27	COLORADO STATE	L 17-19
F11	COLORADO	L 26-27
F18	at Colorado State	L 12-30
F25	at Colorado	L 12-65

1911-12

(5-6)		Harold I. Dean
J19	NORTHERN COLORADO	W 49-31
J26	COLORADO STATE	L 14-16
F 3	COLORADO	L 20-34
F10	COLORADO MINES	L 14-27
F17	LARAMIE ATHLETIC CLUB	W 54-13
F19	at Greeley Arrows	W 30-26
F20	at Northern Colorado	W 27-26
F21	at Colorado State	L 13-16
F22	at Colorado	L 17-52
F24	at Colorado Mines	L 20-30
M 1	LARAMIE ATHLETIC CLUB	W 28-21



Leon C. Excelby

1913
2-5, (.286) Record
one season

1912-13

(2-5)		Leon C. Excelby
J18	COLORADO STATE	L 21-23
J25	COLORADO	L 17-32
F 1	NORTHERN COLORADO	W 38-12
F15	at Colorado	L 19-45
F16	at Colorado Mines	L 17-31
F18	at Northern Colorado	W 29-22
F19	at Colorado State	L 18-30



Ralph Thacker

1914-15
3-7, (.300) Record
two seasons

1913-14

(1-3)		Ralph Thacker
J25	COLORADO STATE	L 8-34
J31	at Colorado State	L 16-43
F 6	NORTHERN COLORADO	W 37-14
F13	at Northern Colorado	L 17-18

1914-15

(2-4)		Ralph Thacker
J15	COLORADO	W 32-31
J16	COLORADO STATE	L 19-21
F12	at Colorado	L 27-35
F13	at Colorado State	L 16-26
F28	DENVER	W 38-11
M 6	at Denver	L 19-40



John Corbett

1916-24
37-41, (.474) Record
nine seasons

1915-16

(3-2)		John Corbett
J17	COLORADO STATE	L 24-34
F17	IOLA, KAN. YMCA	W 42-20
F20	at Colorado State	W 34-24
F27	WYOMING ALL-STARS	W 58-10
M 2	at Colorado State	L 22-44

1916-17

(4-4)		John Corbett
J19	COLORADO STATE	L 12-18
J20	COLORADO STATE	L 5-34
J23	CHICAGO CRESCENTS	W 27-21
F10	at Northern Colorado	L 13-27
F11	at Colorado State	L 23-42
F24	NORTHERN COLORADO	W 47-20
M 2	CHICAGO CRESCENTS	W 40-15
M 3	CHICAGO CRESCENTS	W 40-11

1917-18

(4-2)		John Corbett
J17	at Colorado State	L 17-26
J18	at Colorado	L 17-36
J19	at Colorado College	W 25-21
J26	CHEYENNE H.S. ALUMNI	W 51- 6
F 9	NORTHERN COLORADO	W 27-23
M10	WYOMING RUSTLER	W 34-17

1918-19

(7-2)		John Corbett
J24	COLORADO STATE	W 32- 8
J25	COLORADO STATE	W 23-17
F 7	at Northern Colorado	L 14-21
F 8	at Northern Colorado	W 18-12
F28	COLORADO MINES	L 18-28
M 1	COLORADO MINES	W 20-17
M 4	NORTHERN COLORADO	W 17-10
M 5	NORTHERN COLORADO	W 37-19
M28	DENVER	W 27-19

1919-20

(10-1)		John Corbett
J17	at Colorado State	W 30-10
J23	MIDWEST REFINERY	W 30-10
J31	NORTHERN COLORADO	W 46-25
F 6	COLORADO STATE	W 16- 9
F14	COLORADO INDEPENDENTS	W 29-19
F18	at Colorado Mines	L 19-28
F20	at Northern Colorado	W 38-27
F28	WHEATRIDGE ATH. CLUB	W 27-16
M 1	SACRED HEART	W 34-15
M 5	COLORADO COLLEGE	W 36-19
M10	CHADRON STATE	W 41-14

1920-21

(3-4)		John Corbett
J14	COLORADO COLLEGE	L 21-32
J21	at Denver	L 21-22
J22	at Colorado College	W 36-31
F 5	DENVER	W 19-10
F11	at Colorado State	L 12-16
F12	at Colorado State	W 20-18
F22	SACRED HEART (ot)	L 29-32

RECORDS

All-Time Scores

1921-22

(2-7)		John Corbett
F 3	COLORADO COLLEGE	W 23-20
F 4	DENVER	L 20-23
F10	COLORADO STATE (ot)	W 18-16
F11	COLORADO STATE	L 8-19
F17	NORTHERN COLORADO	L 14-22
F23	at Colorado Mines	L 21-32
F24	at Denver	L 26-27
F25	at Colorado College	L 16-43
M 5	COLORADO MINES	L 12-40

1922-23

(2-6)		John Corbett
J30	at Cheyenne Independents	W 24-22
F 1	at Colorado Mines	L 9-27
F 2	at Colorado College	L 14-43
F 3	at Denver	L 18-32
F17	DENVER	L 29-31
F18	COLORADO MINES	L 19-52
F22	CHEYENNE INDEPENDENTS	W 32-14
F24	COLORADO MINES	L 22-41

1923-24

(2-13)		John Corbett
J16	PARCO	W 22-20
J20	CHEYENNE INDEPENDENTS	L 12-13
J25	NORTHERN COLORADO	L 14-21
J26	NORTHERN COLORADO	L 15-32
F 1	COLORADO COLLEGE	L 26-41
F 4	at Denver	L 26-27
F 6	at Colorado College	L 18-37
F 7	at Colorado Mines	L 10-40
F 8	at Colorado State	L 16-29
F 9	at Colorado State	L 21-27
F11	MONTANA STATE	L 13-17
F12	MONTANA STATE	L 20-24
F16	COLORADO MINES	L 17-21
F22	at Denver	W 28-25
F23	at Denver	L 28-31



Stewart Clark
1925-28
43-24, (.642) Record
four seasons

1924-25

(9-6)		Stewart Clark
D29	SWEDES	L 37-58
J 1	KEARNEY STATE	W 39-13
J 3	CHEYENNE INDEPENDENTS	W 36-16
J23	UTAH	W 31-29
J24	UTAH	L 15-27
J29	at Colorado	L 26-30
J31	at Colorado College	L 25-33
F 6	DENVER	W 20-15
F 7	DENVER	W 19-15
F13	COLORADO COLLEGE	W 26-20
F21	at Northern Colorado	L 10-24
F27	COLORADO STATE	W 32-15
F28	COLORADO STATE	W 43-10
M 4	at Northern Colorado	L 17-22
M 5	at Cheyenne Independents	W 25-22

1925-26

(12-5)		Stewart Clark
D28	MIDWEST TOWN TEAM	W 43-22
D29	AMERICAN LEGION	L 24-29
D30	CASPER ALL-STARS	W 52-25
J 4	at Southeast Oklahoma	L 17-27
J 5	at Oklahoma	W 27-24
J15	CHEYENNE ALL-STARS	W 42-20
J15	CHEYENNE ALL-STARS	W 38-32
J15	UTAH STATE	W 54-18
J22	COLORADO	L 35-43

J23	COLORADO	W 28-19
J30	at Colorado College	L 25-27
F 5	at Denver	W 27-22
F 9	COLORADO STATE	W 34-14
F11	GLENROCK ALL-STARS	W 37-18
F24	WESTERN STATE	W 44-22
F25	WESTERN STATE	W 41-19
M 6	at Northern Colorado	L 23-27

1926-27

(9-5)		Stewart Clark
J 5	UNION PACIFIC ATH. CLUB	L 21-23
J14	DENVER	L 25-28
J15	DENVER	W 31-26
J26	UNION PACIFIC ATH. CLUB	W 34-23
J28	COLORADO COLLEGE	L 18-30
J29	COLORADO MINES	W 33-15
F 4	at Northern Colorado	L 28-29
F 5	at Colorado State	W 37-31
F11	at Colorado Mines	W 26-16
F19	at Colorado College	L 27-32
F25	NORTHERN COLORADO	W 37-26
F28	COLORADO STATE	W 34-25
M 7	at Western State	W 21-19
M 8	at Western State	W 34-13

1927-28

(13-8)		Stewart Clark
J 3	UTAH	W 31-27
J 4	UTAH	L 26-29
J13	at Denver	L 28-46
J14	at Denver	L 18-46
J17	HILLYARDS	L 24-56
J23	COLORADO COLLEGE	W 41-36
F 4	REGIS	W 41-32
F 6	WESTERN STATE	W 47-27
F 7	WESTERN STATE	W 46-28
F11	COLORADO MINES	W 43-17
F15	at Northern Colorado	W 28-26
F16	at Regis	W 54-47
F18	at Colorado College	W 35-31
F24	COLORADO STATE	W 53-22
F25	COLORADO STATE	W 60-31
F28	NORTHERN COLORADO	W 39-28
F29	COLORADO MINES	L 30-32
M 3	NORTHERN COLORADO	W 39-28
M12	at Montana State	L 28-43
M13	at Montana State	L 31-59
M14	at Montana State	L 36-43



George McLaren
1929-30
28-10, (.737) Record
two seasons

1928-29

(15-4)		George McLaren
J 8	UTAH	W 32-25
J 9	UTAH	W 21-19
J12	DENVER	W 31-28
J20	at Denver	W 29-23
J25	at Colorado	L 22-25
J28	COLORADO	W 30-22
F 4	at Colorado Mines	W 39-18
F 7	at Colorado College	L 25-27
F 8	at Regis	L 34-38
F14	NORTHERN COLORADO	L 27-29
F18	COLORADO COLLEGE	W 36-35
F23	COLORADO STATE	W 53-39
F24	COLORADO STATE	W 44-34
F27	REGIS	W 44-22
F28	UNION PACIFIC ATH. CLUB	W 58-13
M 3	COLORADO MINES	W 53-23
M 9	at Northern Colorado	W 57-31
M16	at Western State	W 65-33
M17	at Western State	W 47-34

1929-30

(13-6)		George McLaren
D16	at Brigham Young	L 25-47
D17	at Utah State	L 29-31
D18	at Brigham Young	L 38-51
D19	at Utah	L 36-42
D20	at Utah	L 48-54
J11	NORTHERN COLORADO	W 51-25
J18	COLORADO STATE	W 56-36
J22	DePAUL	W 33-25
J29	at Colorado	W 35-34
F15	PRATT	W 50-44
F21	at Denver	W 46-29
F22	at Colorado College	W 43-30
M 1	at Northern Colorado	W 24-22
M 5	GARLAND	W 35-15
M 6	COWELL	W 33-17
M 7	DENVER	W 30-25
M 8	COLORADO COLLEGE	W 31-19
M11	Tulsa	W 44-21
M12	Olympic	L 30-40



Willard Witte
1931-39
134-51, (.724) Record
nine seasons

1930-31

(19-4)		Willard Witte
D 5	UNION PACIFIC ATH. CLUB	W 50-33
D 6	UNION PACIFIC ATH. CLUB	W 63-22
D12	BRIGHAM YOUNG	W 37-36
D13	BRIGHAM YOUNG	L 42-46
D18	at Washburn College	W 47-28
D19	at Washburn College	W 48-26
J 5	KLEETS OF CHEYENNE	W 66-17
J 9	at Northern Colorado	L 27-34
J14	DENVER	W 47-28
J20	COLORADO	W 34-29
J24	at Colorado	W 39-26
J27	KEARNEY STATE	W 41-17
J30	at Western State	W 37-28
J31	at Western State	W 39-15
F 7	at Denver	W 29-22
F13	at Colorado College	W 32-23
F14	at Colorado College	W 36-16
F20	COLORADO STATE	W 43-41
F21	COLORADO STATE	W 46-22
F24	NORTHERN COLORADO	W 42-38
M 5	at Utah	W 32-25
M 6	at Utah	L 24-40
M 7	at Utah	L 39-40

1931-32

(18-2)		Willard Witte
D	at Washburn College	W 47-28
D	at Washburn College	W 48-36
D21	BRIGHAM YOUNG	W 57-47
D22	BRIGHAM YOUNG	W 63-31
J 4	HENRY'S	W 42-40
J 5	HENRY'S	L 20-49
J 9	at Western State	W 44-29
J11	at Western State	W 44-30
J17	at Northern Colorado	W 37-27
J23	at Colorado	W 32-22
J30	at Denver	W 31-28
F13	COLORADO COLLEGE	W 33-21
F14	COLORADO COLLEGE	W 47-22
F17	COLORADO	W 26-21
F20	at Colorado State	W 34-28
F22	at Colorado State	W 30-25
F29	NORTHERN COLORADO	W 37-27
M 4	BRIGHAM YOUNG	W 37-33
M 5	BRIGHAM YOUNG	W 29-28
M 6	BRIGHAM YOUNG	L 32-38

All-Time Scores

1932-33

(18-5)	Willard Witte	
D20 at Creighton	W	36-33
D30 MONTANA STATE	W	55-18
D31 MONTANA STATE	W	66-34
J 4 STANFORD	W	42-24
J 6 WESTERN STATE	W	46-35
J 7 WESTERN STATE	W	44-30
J14 NORTHERN COLORADO	W	43-24
J20 at Denver	W	43-18
J24 COLORADO	W	36-24
J27 COLORADO MINES	W	40-25
F 2 at Colorado	L	28-37
F 7 DENVER	W	42-27
F10 at Colorado College	W	50-39
F11 at Colorado College	W	36-23
F17 at Northern Colorado	L	23-38
F24 COLORADO STATE	W	57-28
F25 COLORADO STATE	W	56-38
F28 at Piggly Wiggly	L	36-40
M 2 at Piggly Wiggly	W	32-31
M 6 at Northern Colorado	W	44-34
M 9 at Brigham Young	W	35-25
M10 at Brigham Young	L	33-37
M11 at Brigham Young	L	39-41

1933-34

(26-3)	Willard Witte	
D16 FORT COLLINS VFW	W	43-26
D19 DENVER ATHLETIC CLUB	W	39-33
J 2 FORT WARREN	W	61-18
J 5 WESTERN STATE	W	36-20
J 6 WESTERN STATE	W	37-22
J12 at Northern Colorado	W	38-17
J20 at Nebraska	W	33-24
J24 DENVER	W	42-31
J27 at Colorado	W	18-13
J31 COLORADO	W	35-17
F 3 at Denver	W	41-33
F10 COLORADO COLLEGE	W	37-32
F11 COLORADO COLLEGE	W	28-18
F17 NORTHERN COLORADO	W	42-27
F25 at Colorado State	W	41-15
M 1 at Colorado State	W	39-21
M 3 COLORADO MINES	W	49-25
M 4 COLORADO MINES	W	41-16
M10 BRIGHAM YOUNG	W	43-38
M11 BRIGHAM YOUNG	W	47-44
M12 BRIGHAM YOUNG	W	43-34
M13 Belen, New Mexico	W	58-11
M14 Wilcox Oilers	W	43-20
M15 Gridley Oilers	W	28-25
M16 Reno Creamery	W	30-27
M17 Utah State	W	39-35
M18 Tulsa	L	19-29
M24 at Piggly Wiggly	L	29-35
M25 at Piggly Wiggly	L	29-31

1934-35

(11-5)	Willard Witte	
D14 NEBRASKA	W	26-23
D17 DENVER ATHLETIC CLUB	L	20-43
J 5 WESTERN STATE	W	40-25
J 6 WESTERN STATE	W	35-21
J12 NORTHERN COLORADO	L	19-27
J19 COLORADO MINES	W	35-20
J21 COLORADO MINES	W	32-18
J26 at Colorado	L	14-16
J31 COLORADO	W	33-25
F 3 at Denver	W	34-33
F 6 DENVER	L	27-30
F 9 at Colorado College	L	31-33
F10 at Colorado College	W	26-17
F12 at Northern Colorado	W	31-24
F23 COLORADO STATE	W	26-20
F24 COLORADO STATE	W	34-32

1935-36

(12-7)	Willard Witte	
D27 NEBRASKA	L	42-46
J 3 WESTERN STATE	W	48-31
J 4 WESTERN STATE	W	41-21
J10 at Northern Colorado	L	33-42
J13 at Nebraska	L	22-31
J17 COLORADO MINES	W	37-11
J18 COLORADO MINES	W	38-18
J24 COLORADO	W	41-29
J28 at Colorado	W	37-20
F 1 DENVER	W	48-37

F 4 at Denver	L	33-44
F 7 COLORADO COLLEGE	W	35-28
F 8 COLORADO COLLEGE	L	23-25
F14 NORTHERN COLORADO	W	32-31
F21 at Colorado State	W	34-24
F22 at Colorado State	W	31-21
M 5 UTAH STATE	L	32-42
M 6 UTAH STATE	L	28-42
M 7 UTAH STATE	W	48-33

1936-37

(8-9)	Willard Witte	
D19 at Utah	L	37-47
D21 at Idaho State	W	23-22
D22 at Idaho State	L	23-27
J 1 WESTERN STATE	L	31-38
J 2 WESTERN STATE	L	37-46
J 8 NORTHERN COLORADO	L	19-20
J15 COLORADO MINES	W	41-15
J16 COLORADO MINES	W	35-25
J22 at Colorado	L	36-39
J26 COLORADO	L	29-36
J30 at Denver	L	38-47
F 2 DENVER	L	27-31
F 5 at Colorado College	W	42-28
F 6 at Colorado College	W	39-22
F12 at Northern Colorado	W	47-30
F19 COLORADO STATE	W	33-32
F20 COLORADO STATE	W	31-27

1937-38

(12-5)	Willard Witte	
D11 ALUMNI	W	38-36
D18 HASTINGS COLLEGE	W	40-23
D31 KANSAS STATE	W	43-30
J 4 NEVADA	W	39-15
J 5 NEVADA	L	32-35
J14 UTAH STATE	W	44-34
J21 at Utah	L	47-49
J22 at Utah State	W	57-55
J27 COLORADO STATE	W	45-30
J28 COLORADO	W	44-39
J29 at Denver	W	49-34
F 4 at Colorado	L	35-37
F 5 UTAH	L	38-43
F11 BRIGHAM YOUNG	W	61-47
F19 at Brigham Young	W	49-38
F25 DENVER	W	52-30
F26 at Colorado State	L	37-46

1938-39

(10-11)	Willard Witte	
D19 at Creighton	L	49-57
D20 at Missouri	W	42-38
D23 at Nebraska	L	30-38
D27 at Indiana State	L	43-48
D28 at St. Joseph's (Pa.)	L	42-45
D29 at Scranton	L	27-38
D31 at Wabash	W	40-21
J 2 CREIGHTON	W	47-36
J 6 MISSOURI	L	35-41
J 7 at Denver	W	44-41
J14 BRIGHAM YOUNG	W	35-27
J20 DENVER	W	44-32
J27 at Colorado	L	22-47
F 3 at Colorado State	W	35-30
F 4 UTAH	L	35-42
F10 at Utah	L	55-56
F17 at Utah State	L	45-47
F18 at Brigham Young	W	46-44
F24 COLORADO STATE	L	45-46
F25 UTAH STATE	W	50-41
M 4 COLORADO	W	40-33



Everett Shelton
1940-59
328-201, (.620) Record
19 seasons

1939-40

(6-10)	Everett Shelton	
D28 COLORADO MINES	W	36-23
D29 COLORADO MINES	W	46-38
J 1 at Colorado Mines	W	53-48
J 2 at Colorado Mines	L	28-37

J 6 COLORADO	L	26-44
J12 COLORADO STATE	W	39-35
J13 UTAH	L	32-38
J19 at Utah	L	34-47
J26 at Utah State	L	33-46
J27 at Brigham Young	L	29-34
F 2 COLORADO STATE	W	53-40
F 3 UTAH STATE	L	27-30
F 9 at Colorado	L	34-50
F17 at Denver	L	34-49
F23 DENVER	W	36-28
M 2 BRIGHAM YOUNG	L	45-50

1940-41

(14-6)	Everett Shelton	
D14 NORTHERN COLORADO	W	57-25
D26 at Oklahoma City	W	42-22
D27 at Oklahoma State	L	36-46
D28 at Texas Tech	W	66-56
D30 at Baylor	L	50-54
J 3 at Northern Colorado	W	56-44
J10 at Denver	L	34-36
J17 BRIGHAM YOUNG	W	46-45
J21 DENVER	W	44-27
J31 COLORADO	W	49-32
F 7 at Colorado State	W	40-34
F 8 UTAH	W	35-33
F14 at Utah	W	36-31
F21 at Utah State	W	41-35
F22 at Brigham Young	L	45-49
F28 COLORADO STATE	W	44-27
M 1 UTAH STATE	W	50-32
M 8 at Colorado	W	44-31
M21 at Arkansas	L	40-52
M22 at Creighton	L	44-45

1941-42

(15-5)	Everett Shelton	
D20 at Montana	W	47-34
D22 at Montana State	W	62-33
D28 at Canisius	L	44-56
D30 at CCNY	W	49-43
D31 at Baltimore	W	52-35
J 3 at Albright	W	73-54
J 4 at Duquesne	L	30-46
J11 UTAH	W	64-50
J17 at Brigham Young	L	49-53
J18 at Utah	L	49-56
J25 at Colorado	L	53-59
F 1 BRIGHAM YOUNG	W	45-34
F 7 at Denver	W	47-43
F 8 UTAH STATE	W	60-43
F13 DENVER	W	57-41
F15 COLORADO STATE	W	61-37
F21 at Northern Colorado	W	50-29
F27 at Utah State	W	75-52
M 3 COLORADO	W	40-39
M 7 at Colorado State	W	45-43

1942-43

(31-2)	Everett Shelton	
D11 at Fort Warren	W	49-33
D11 at Fort Warren	W	53-43
D19 FORT WARREN ALL-STARS	W	63-40
D23 at Duquesne	L	33-43
D24 at Albright	W	56-52
D26 at La Salle	W	56-32
D30 at St. Francis (Pa.)	W	63-38
J 1 at Rochester	W	68-44
J 2 at Lawrence Tech	W	78-34
J15 at Utah	W	66-38
J16 at Utah	W	68-26
J22 at Colorado State	W	66-42
J23 COLORADO STATE	W	49-23
J28 REGIS	W	101-45
J30 at Regis	W	86-34
F 2 at Phillips "66" (ot)	W	42-41
F 3 at Phillips "66"	W	37-36
F12 COLORADO STATE	W	57-34
F13 at Colorado State	W	65-40
F19 UTAH	W	75-46
F20 UTAH	W	45-31
F25 BRIGHAM YOUNG	W	53-42
F26 BRIGHAM YOUNG	W	47-43
F27 BRIGHAM YOUNG	W	66-43
M16 at Howard-Payne	W	77-40
M17 at Colorado Mines	W	76-41
M18 at Poudre Valley	W	64-27
M19 at Denver Legion	L	33-41
M20 at Denver	W	58-45

RECORDS

All-Time Scores

M26 Oklahoma+	W	53-50
M27 Texas+	W	58-54
M30 Georgetown+	W	46-34
A 1 St. John's* (ot)	W	52-47
+NCAA Tournament		
*National Championship		

1943-44

No basketball at Wyoming due to World War II.

1944-45

(10-18)	Everett Shelton
N29 at Casper Air Base	L 39-60
D 6 at Casper Air Base	L 28-43
D11 at dePaul	L 29-66
D21 Kentucky @Buffalo, NY	L 46-50
D23 at Michigan	L 33-38
D29 at Long Island	L 40-46
J 1 at Temple	L 27-39
J 5 at Ohio State	L 36-42
J 7 at Valparaiso	L 30-48
J11 at Denver	W 40-39
J17 at Utah	L 34-38
J19 BRIGHAM YOUNG	W 51-41
J20 NORTHERN COLORADO	W 54-25
J26 DENVER	W 45-36
J27 COLORADO (ot)	L 41-43
F 1 Okla. State @ Wichita	L 28-53
F 3 Okla. State @ Okla. City	L 31-39
F 9 at Colorado State	W 43-28
F10 UTAH	L 38-52
F13 at Northern Colorado	W 52-23
F16 FORT WARREN	W 57-55
F17 FORT WARREN	L 38-48
F23 at Utah State	L 36-44
F24 at Brigham Young	W 39-31
M 2 COLORADO STATE	W 45-32
M 3 UTAH STATE	W 42-39
M10 at Colorado	L 37-42
M15 at Poudre Valley	L 47-51

1945-46

(22-4)	Everett Shelton
D 6 BRIGHAM YOUNG	W 58-49
D 7 at Montana	W 61-35
D 8 Brigham Young @Billings	W 52-37
D22 KANSAS STATE	W 43-27
D24 KANSAS STATE	W 62-33
D29 Valparaiso @Buffalo, NY	W 48-39
J 1 at St. Joseph's (Pa.)	W 55-32
J 3 at Long Island	W 57-42
J 5 at Washington (Mo.)	W 48-39
J 7 at Valparaiso	W 51-49
J12 UTAH	L 31-45
J18 at Brigham Young	W 41-36
J19 at Utah	W 63-44
J25 at Oklahoma State	L 24-35
J26 at Oklahoma State	L 24-40
F 1 at Colorado	W 56-46
F 2 BRIGHAM YOUNG	L 41-57
F 6 at Denver	W 61-56
F 9 UTAH STATE	W 45-30
F15 DENVER	W 61-46
F16 COLORADO STATE	W 64-43
F22 FORT WARREN	W 69-28
F23 FORT WARREN	W 45-40
M 2 at Utah State	W 66-52
M 8 COLORADO	W 50-46
M 9 at Colorado State	W 55-41

1946-47

(22-6)	Everett Shelton
D 6 at Montana State	W 52-40
D 7 at Montana State	W 56-50
D13 IDAHO	W 55-36
D14 IDAHO	W 36-31
D16 ST. MARY'S (Cal.)	W 37-35
D17 WASHINGTON STATE	W 36-35
D18 WASHINGTON STATE	W 45-35
D26 UCLA @Buffalo, NY	L 41-54
D28 at CCNY	L 48-57
J 1 at Temple	L 44-51
J 3 Holy Cross @Cleveland	W 58-57
J 6 Valparaiso	W 68-55
J14 COLORADO STATE	W 60-30
J18 at Utah State	W 43-34
J24 at Brigham Young	W 51-44
J25 at Utah	L 42-50
J27 at Denver	W 63-38
J31 at Nevada	W 51-49

F 1 at Nevada	W 49-42
F 7 COLORADO	W 42-41
F 8 UTAH STATE	W 60-45
F14 DENVER	W 38-32
F15 BRIGHAM YOUNG	W 70-47
M 1 UTAH	W 32-26
M 7 at Colorado	W 46-36
M 8 at Colorado State	W 52-38
M21 Texas+	L 40-42
M22 Oregon State+	L 46-63
+NCAA Tournament	

1947-48

(18-9)	Everett Shelton
D 5 E. Washington @Billings	W 62-35
D 6 E. Washington @Billings	W 41-37
D12 at Northern Colorado	W 63-30
D13 NORTHERN COLORADO	W 57-40
D18 at Tulane	L 30-44
D19 at Centenary	W 63-43
D23 at Rice	W 50-48
D27 at Southern Methodist	L 39-41
D29 Baylor @Oklahoma City	L 29-36
D30 Hamline @Oklahoma City	W 55-42
D31 Rice @Oklahoma City	W 58-43
J 9 MONTANA STATE	W 58-41
J10 MONTANA STATE	W 54-39
J17 at Colorado State	W 52-34
J24 UTAH	L 31-38
J26 BRIGHAM YOUNG	L 39-45
J30 NEVADA	W 33-32
J31 NEVADA	W 53-36
F 7 at Brigham Young	L 42-57
F13 at Denver	L 37-40
F20 UTAH STATE	W 46-40
F27 DENVER	W 46-44
F28 COLORADO STATE	W 62-37
M 5 at Utah State	W 39-27
M 6 at Utah	W 41-37
M19 Kansas State+	L 48-58
M20 Washington+	L 47-57
+NCAA Tournament	

1948-49

(25-10)	Everett Shelton
D 3 at Montana State	W 60-47
D 4 at Montana State	W 65-40
D10 Montana State @Logan	W 78-43
D11 Montana @Logan	W 78-51
D17 WICHITA STATE	W 64-42
D18 WICHITA STATE	L 38-42
D20 at Oregon State	L 50-55
D21 at Oregon State (ot)	W 53-52
D22 at Oregon	W 56-51
D23 at Oregon	W 57-44
D28 N. Carolina St. @L.A.	W 41-39
D30 Hamline @L.A.	L 35-37
D31 Montana @L.A.	W 54-42
J10 UTAH	W 42-38
J14 BRIGHAM YOUNG	W 59-48
J15 BRIGHAM YOUNG	W 58-38
J21 at Utah	L 30-42
J22 at Utah	L 36-44
J24 at Brigham Young	L 42-54
J28 at Colorado State	W 56-39
J29 at Colorado State	W 53-41
F 4 DENVER	W 44-34
F 5 DENVER	W 47-42
F11 COLORADO STATE	W 56-43
F12 COLORADO STATE	W 39-29
F14 UTAH	W 45-36
F18 at Utah State	W 66-55
F19 at Utah State	W 45-31
F21 at Brigham Young	L 48-50
F28 at Denver	L 34-37
M 1 at Denver	W 35-34
M 5 UTAH STATE	W 63-44
M 7 UTAH STATE	W 65-44
M18 Oklahoma State+ (ot)	L 39-40
M19 Arkansas+	L 48-61

1949-50

(25-11)	Everett Shelton
D 1 at Montana State	W 42-39
D 2 MONTANA STATE	W 79-34
D 3 MONTANA STATE	W 48-32
D 8 Colorado State @Denver	W 49-42
D 9 Brigham Young @Denver	L 54-57

D10 Utah @Denver	L 55-63
D16 IDAHO	W 58-48
D17 IDAHO	W 58-40
D19 EMPORIA STATE	W 70-39
D20 EMPORIA STATE	W 54-43
D23 WASHINGTON STATE	W 43-37
D27 Texas @Oklahoma City	W 44-35
D28 Arkansas @Oklahoma City	W 40-26
D29 at Oklahoma City	L 35-36
J 2 at Denver	L 44-54
J 3 at Colorado State	W 41-38
J 9 UTAH	W 63-42
J13 BRIGHAM YOUNG	W 46-39
J14 BRIGHAM YOUNG	W 53-27
J20 at Colorado State	W 46-41
J21 COLORADO STATE	W 56-45
J27 at Utah	W 42-35
J28 at Utah State	L 37-43
J30 at Utah State	W 32-28
F 6 UTAH	W 42-39
F10 at Washington	W 49-29
F11 at Washington	L 36-37
F17 at Denver	L 33-45
F18 UTAH STATE	W 48-42
F20 UTAH STATE	W 59-33
F24 DENVER	L 52-59
F25 DENVER	W 61-39
M 2 at Utah	L 30-39
M 3 at Brigham Young	L 44-55
M 4 at Brigham Young	L 52-70
M 7 COLORADO STATE	W 50-41

1950-51

(26-11)	Everett Shelton
D 7 at Montana State	W 55-53
D 8 MONTANA STATE	W 69-50
D 9 MONTANA STATE	W 72-51
D14 at Colorado	W 64-51
D15 COLORADO	W 63-51
D18 NEW MEXICO	W 74-56
D19 NEW MEXICO	W 58-37
D22 OREGON	W 88-57
D23 OREGON	W 73-55
D28 Colorado State @Denver	W 62-50
D29 Utah State @Denver	W 69-49
D30 Utah @Denver	W 55-42
J 8 BRIGHAM YOUNG	L 57-61
J12 at Colorado State	W 56-47
J13 COLORADO STATE	W 77-58
J15 UTAH	W 48-41
J19 at Brigham Young	L 58-64
J20 at Brigham Young	L 38-65
J22 at Utah	L 39-45
J26 COLORADO STATE	W 54-34
J27 at Colorado State	L 38-62
F 2 at Denver	W 55-46
F 3 at Denver	W 42-38
F 5 UTAH	W 47-36
F 9 at Washington	L 49-74
F10 at Washington	L 51-53
F16 DENVER	L 47-60
F17 UTAH STATE	W 55-54
F19 UTAH STATE	W 58-51
F26 BRIGHAM YOUNG	W 50-49
M 2 at Utah State	W 69-52
M 3 at Utah State	W 53-49
M 5 at Utah	L 50-52
M 7 DENVER	W 82-61
M27 Duquesne @Peoria, Ill.	W 78-61
M30 at Bradley	L 63-77
M31 Utah @Peoria, Ill.	L 52-55

1951-52

(28-7)	Everett Shelton
D 6 at Montana State	W 55-48
D 7 MONTANA STATE	W 84-54
D 8 MONTANA STATE	W 82-54
D14 ST. MARY'S (Cal.)	W 78-69
D15 INDIANA	L 55-57
D17 BAYLOR	W 51-45
D21 at Oregon	L 59-66
D22 at Oregon	W 78-71
D27 Idaho @Oklahoma City	L 46-58
D28 Alabama @Oklahoma City	W 61-53
D29 San Francisco @Ok. City	W 64-48
J 4 ALBERTA	W 71-46
J 5 ALBERTA	W 71-49
J11 NEW MEXICO	W 85-62

All-Time Scores

J12	UTAH STATE	W	69-37
J17	at Utah State	L	47-54
J19	at Montana	W	71-51
J23	at Northern Colorado	W	74-62
J25	MONTANA	W	81-50
J26	UTAH	W	55-36
J31	at Colorado State	W	58-45
F 1	COLORADO STATE	W	72-44
F 2	DENVER	W	60-52
F 9	at New Mexico	W	84-48
F15	at Utah	W	64-47
F16	at Brigham Young	W	48-43
F22	WASHINGTON	L	50-52
F23	WASHINGTON	W	55-45
F29	COLORADO	W	69-39
M 1	BRIGHAM YOUNG	W	55-49
M 3	at Colorado	L	44-59
M 5	COLORADO STATE	W	89-57
M 7	at Denver	W	61-54
M21	Oklahoma City+	W	54-58
M22	Santa Clara+	L	53-56
+NCAA Tournament			

1952-53

(20-10)	Everett Shelton		
D 4	at Montana State	W	74-50
D 5	at Montana State	W	61-43
D 6	MONTANA STATE	W	74-48
D12	at Seattle University	L	55-63
D13	at Seattle University	L	44-50
D20	MISSOURI	L	58-64
D22	OREGON	W	62-53
D23	OREGON	W	56-54
D29	Tulsa @Oklahoma City	W	58-48
D30	Idaho @Oklahoma City	L	53-66
D31	at Oklahoma City	L	40-49
J 2	NEW MEXICO	W	77-72
J 3	DENVER	W	73-46
J 9	UTAH STATE	W	64-54
J10	MONTANA	W	79-65
J15	at Denver	W	62-39
J17	at New Mexico	W	63-59
J23	at Brigham Young	L	42-71
J24	at Utah	W	54-51
J28	at Northern Colorado	W	56-46
F 7	COLORADO STATE	W	71-52
F14	at Utah State	L	56-58
F16	at Montana	W	69-60
F20	OKLAHOMA CITY	W	49-45
F21	OKLAHOMA CITY	L	49-60
F27	BRIGHAM YOUNG	W	63-59
F28	UTAH	W	63-51
M 6	at Colorado State	W	54-53
M13	Santa Clara+	L	52-67
M14	Seattle+	L	64-80
+NCAA Tournament			

1953-54

(19-9)	Everett Shelton		
D 3	at Montana State	W	62-53
D 4	MONTANA STATE	W	80-47
D 5	MONTANA STATE	W	87-45
D11	at Creighton	W	71-65
D12	at Kansas State	L	69-76
D18	HARDIN-SIMMONS	W	68-49
D19	SAN FRANCISCO	W	63-54
D29	Cincinnati @Oklahoma City	W	64-54
D30	Santa Clara @Oklahoma City	L	51-59
D31	at Oklahoma City	L	54-63
J 4	NEW MEXICO	W	81-61
J 8	UTAH STATE	W	65-54
J 9	MONTANA	W	65-49
J12	at Northern Colorado	W	72-53
J16	at Denver	W	64-59
J18	at New Mexico	W	56-53
J23	OKLAHOMA CITY	W	57-38
J28	at Utah State	L	46-62
J30	at Montana	W	68-53
F 5	at Colorado State	L	43-47
F 9	DENVER	L	49-60
F12	BRIGHAM YOUNG	W	63-47
F13	UTAH	W	56-45
F19	at Oklahoma City	L	40-52
F20	at St. Louis	L	55-71
F26	at Brigham Young	L	42-51
F27	at Utah	W	59-58
M 5	COLORADO STATE	W	52-44

1954-55

(17-9)	Everett Shelton		
D 3	at Montana State	W	75-70
D 4	MONTANA STATE	W	77-63
D10	at Creighton	W	76-72
D11	at Kansas State	L	50-70
D15	OKLAHOMA STATE	W	50-43
D18	ST. LOUIS	W	74-68
D20	Tulsa @Oklahoma City	L	64-69
D21	Oklahoma State @Ok. City	W	52-50
D22	Wichita State @Ok. City	L	74-82
J 6	at Montana	L	42-44
J 8	at Utah State	W	65-60
J14	DENVER	W	61-57
J15	NEW MEXICO	W	72-56
J21	UTAH	L	51-67
J22	BRIGHAM YOUNG	W	68-60
J28	at Oklahoma City	L	47-67
J29	at Wichita State	W	73-70
F 4	OKLAHOMA CITY	W	61-56
F 5	at Colorado State	L	49-55
F12	at Utah State	W	68-48
F14	MONTANA	W	93-69
F17	at New Mexico	W	59-52
F20	at Denver	W	82-60
F25	at Utah	L	57-75
F26	at Brigham Young	L	62-75
M 6	COLORADO STATE	W	69-46

1955-56

(7-19)	Everett Shelton		
D 2	at Montana State	L	59-68
D 3	MONTANA STATE	L	57-66
D 9	at Oregon State	L	46-53
D10	at Oregon State	W	52-51
D15	at Oklahoma City	L	59-65
D16	at Oklahoma State	L	45-68
D23	at Michigan State	L	62-72
D27	at George Washington	L	75-82
D29	at Duke	L	54-71
D30	Villanova @Raleigh, N.C.	W	69-68
D31	Minnesota @Raleigh, N.C.	L	66-70
J 6	DENVER	W	66-51
J 7	NEW MEXICO	L	71-80
J13	at Utah State	L	61-63
J14	at Brigham Young	L	48-74
J28	at Colorado State	L	56-66
F 3	MONTANA	W	93-69
F 4	UTAH	W	59-54
F11	COLORADO STATE	L	55-66
F13	KANSAS STATE	L	74-78
F17	UTAH STATE	W	95-73
F18	BRIGHAM YOUNG	L	67-78
F24	at Denver	L	74-80
F25	at New Mexico	W	60-36
M 1	at Montana	L	56-59
M 3	at Utah	L	64-71

1956-57

(6-19)	Everett Shelton		
D 1	OREGON STATE	L	65-68
D 7	at Southern Cal	L	71-72
D 8	at Southern Cal	L	64-67
D14	OKLAHOMA CITY	L	68-73
D15	OKLAHOMA STATE	L	55-63
D18	ST. MARY'S (Cal.)	L	53-73
D21	at Omaha	W	68-65
D22	at Iowa State	L	57-85
D28	Northwestern @Detroit	L	77-79
D29	Boston @Detroit	W	72-60
J 4	at New Mexico	W	67-65
J 7	at Denver	L	56-74
J11	UTAH STATE	W	86-78
J12	BRIGHAM YOUNG	L	71-82
J18	at Idaho State	L	59-69
J26	at Colorado State	L	49-64
J31	at Montana	L	60-64
F 2	at Utah	L	70-80
F 9	COLORADO STATE	W	65-56
F15	at Utah State	L	62-76
F16	at Brigham Young	L	47-69
F22	NEW MEXICO	W	56-42
F23	DENVER (ot)	L	63-64
M 1	MONTANA	L	78-81
M 2	UTAH	L	57-95

1957-58

(13-14)	Everett Shelton		
D 3	at Wichita State	L	54-66
D 5	at Nebraska	L	66-77

D13	TULSA	W	74-61
D14	IOWA STATE	L	51-72
D18	at Oklahoma City	L	59-75
D20	at Oklahoma State	L	50-55
D21	at Tulsa	L	51-57
D27	Michigan @Albuquerque	W	88-76
D28	Wisconsin @Albuquerque	W	93-65
J 4	at Colorado	L	51-66
J10	NEW MEXICO	W	101-61
J11	DENVER	W	68-56
J17	at Utah State	W	71-70
J18	at Brigham Young	L	50-62
J24	OKLAHOMA CITY	L	71-89
J25	AIR FORCE	L	73-78
F 1	at Colorado State	W	67-61
F 7	MONTANA	W	68-62
F 8	UTAH	W	64-63
F13	at Denver	L	60-77
F15	at New Mexico	W	61-52
F22	BRIGHAM YOUNG	W	74-46
F24	UTAH STATE	W	72-68
M 1	COLORADO STATE	W	70-62
M 6	at Utah (ot)	L	74-81
M 8	at Montana	L	55-75
M12	Seattle+	L	51-88
+NCAA Tournament			

1958-59

(4-22)	Everett Shelton		
D 2	at Tennessee	L	71-72
D 5	at Kent State	W	75-67
D 6	Tennessee @Kent, Ohio	L	69-90
D12	REGIS	W	86-80
D17	at Vanderbilt	L	65-70
D19	Auburn @Birmingham	L	47-70
D20	Texas A&M @Birmingham	L	64-74
D22	at Georgia Tech	L	78-110
D27	Iowa @Corvallis, Ore.	L	74-82
D29	Air Force @Corvallis	W	55-50
J 8	at New Mexico State	L	59-75
J10	at New Mexico	L	56-59
J16	UTAH STATE	L	76-82
J17	BRIGHAM YOUNG	L	71-73
J23	at Denver	L	48-74
J24	at Air Force	L	63-68
J31	at Colorado State	L	60-78
F 5	at Montana	L	61-73
F 7	at Utah	L	57-86
F13	DENVER	L	39-74
F14	NEW MEXICO	W	91-64
F20	at Brigham Young	L	43-78
F21	at Utah State	L	56-79
F28	COLORADO STATE (ot)	L	74-80
M 6	UTAH	L	73-85
M 7	MONTANA	L	65-85



William Strannigan
1960-73
179-187, (.489) Record
14 seasons

1959-60

(5-19)	William Strannigan		
D 4	at Montana State	L	59-69
D 5	at Montana State	L	53-76
D11	PEPPERDINE	W	75-68
D12	TEXAS-EL PASO	W	67-53
D18	PACIFIC	W	59-50
D19	MICHIGAN STATE	L	72-82
D28	Gonzaga @Pocatello	L	43-52
D29	at Idaho State	L	58-68
J 8	NEW MEXICO	W	73-67
J 9	DENVER	L	62-74
J15	at Utah State	L	60-88
J16	at Brigham Young	L	52-73
J23	AIR FORCE	L	53-57
J30	at Colorado State	L	50-69
F 3	at Air Force (ot)	L	54-59
F 5	MONTANA	W	74-69
F 6	UTAH	L	71-93
F11	at Denver	L	64-76
F13	at New Mexico	L	51-64
F19	BRIGHAM YOUNG	L	70-75
F20	UTAH STATE	L	67-81

All-Time Scores

F27	COLORADO STATE	L	63-64
M 3	at Utah	L	61-68
M 5	at Montana	L	67-82

1960-61

(7-18)	William Strannigan		
D 1	WICHITA STATE	L	63-70
D 3	SOUTH DAKOTA	W	78-58
D 9	OREGON	W	62-47
D10	BAYLOR	W	58-52
D17	at Iowa	L	67-78
D19	at Drake	L	54-75
D29	at Duke	L	59-86
D30	Wake Forest @Raleigh	L	66-87
D31	Maryland @Raleigh	L	77-84
J 5	at Denver	L	66-81
J 7	at New Mexico	L	64-71
J13	UTAH STATE	W	86-73
J14	BRIGHAM YOUNG	W	79-71
J18	at Air Force (ot)	W	61-60
J21	AIR FORCE	L	59-70
J28	at Colorado State	L	55-73
F 2	at Montana	L	61-72
F 4	at Utah	L	71-83
F10	at Denver	L	60-69
F11	NEW MEXICO	W	72-62
F17	at Brigham Young	L	80-89
F18	at Utah State	L	61-73
F25	COLORADO STATE	L	38-61
M 3	UTAH	L	69-83
M 4	MONTANA	L	55-64

1961-62

(9-17)	William Strannigan		
D 2	at Wichita State	L	54-78
D 8	HARDIN-SIMMONS	W	73-52
D 9	OKLAHOMA CITY	W	82-66
D15	at Eastern Montana	W	101-62
D16	at Montana State	L	67-76
D20	NEBRASKA	W	71-70
D22	SOUTHERN CAL	L	54-76
D26	Duquesne @Philadelphia	L	47-64
D28	Niagara @Philadelphia	W	69-59
D30	Holy Cross @Philadelphia	L	69-83
J 5	DENVER	W	59-54
J 6	NEW MEXICO	L	73-84
J12	at Brigham Young	L	63-73
J13	at Utah State	L	59-72
J17	at Air Force	L	39-51
J20	AIR FORCE (ot)	W	67-66
J26	at Colorado State	L	50-56
F 2	UTAH	L	81-84
F 3	MONTANA	W	72-64
F 8	at Denver (ot)	L	87-92
F10	at New Mexico	L	74-81
F16	UTAH STATE	L	65-78
F17	BRIGHAM YOUNG	W	87-71
F24	COLORADO STATE	L	54-58
M 1	at Montana	L	72-78
M 3	at Utah	L	75-94

1962-63

(11-15)	William Strannigan		
D 1	WICHITA STATE	L	72-83
D 8	NORTH DAKOTA STATE	W	94-77
D10	at Kansas	L	57-75
D14	SOUTH DAKOTA STATE	W	77-58
D15	DRAKE	W	51-47
D21	at Stanford	L	62-81
D22	at California	L	55-60
D26	Creighton @Ok. City	W	80-74
D28	at Oklahoma City	W	65-64
D29	Loyola (Ill.) @Ok. City	L	82-93
J 4	at Colorado State	L	70-91
J 5	at Air Force	L	65-78
J11	NEW MEXICO	L	49-53
J12	COLORADO STATE	L	69-75
J17	ARIZONA*	W	84-72
J19	ARIZONA STATE*	W	88-81
F 1	DENVER	W	87-72
F 2	AIR FORCE	W	70-68
F 8	at Utah*	L	73-104
F 9	at Brigham Young*	L	77-89
F14	at Denver	W	78-71
F16	at New Mexico*	W	55-54
F22	at Arizona State*	L	72-82
F23	at Arizona*	L	63-84
F28	BRIGHAM YOUNG*	L	76-80
M 1	UTAH*	L	90-92

1963-64

(12-14)	William Strannigan		
N30	at Wichita State	L	67-82
D 2	at Nebraska	L	72-79
D 6	OKLAHOMA CITY	W	96-90
D 7	TEXAS TECH	W	100-91
D13	at Washington	W	74-61
D14	at Oregon	W	88-81
D21	COLORADO	L	74-80
D26	Houston (ot) @Ok. City	W	75-72
D27	at Oklahoma City	L	86-99
D28	Texas A&M @Ok. City	L	87-99
J10	at Utah*	L	75-76
J11	at Brigham Young*	L	91-96
J16	ARIZONA STATE*	W	87-82
J18	ARIZONA*	W	71-69
J25	DENVER	W	65-56
F 1	at Air Force (ot)	W	62-59
F 7	COLORADO STATE	L	56-66
F 9	at Colorado State	L	68-73
F13	at Denver	W	77-68
F15	at New Mexico*	L	65-74
F21	at Arizona*	L	69-81
F22	at Arizona State*	L	80-89
F28	NEW MEXICO*	L	63-64
F29	AIR FORCE	W	99-75
M 5	UTAH*	W	92-77
M 6	BRIGHAM YOUNG*	L	90-96

1964-65

(16-10)	William Strannigan		
D 3	NEBRASKA	W	94-68
D 5	WEBER STATE	W	89-75
D 7	MONTANA	W	94-66
D11	at Oklahoma City	L	90-99
D12	at Texas Tech	L	87-98
D16	at Colorado	L	63-68
D21	IDAHO STATE	W	101-64
D26	at California	W	75-74
D28	at Stanford	L	75-88
J 7	ARIZONA* (ot)	L	60-62
J 9	ARIZONA STATE*	W	105-82
J14	DENVER	W	81-76
J16	at New Mexico*	W	81-74
J22	at Denver	W	105-92
J23	COLORADO STATE	W	77-68
J29	SAN JOSE STATE	W	92-70
J30	at Air Force	W	75-62
F 6	at Colorado State	L	77-82
F11	BRIGHAM YOUNG*	L	94-96
F13	UTAH*	W	111-102
F19	at Arizona*	L	77-78
F20	at Arizona State*	L	88-95
F26	NEW MEXICO*	W	83-65
F27	AIR FORCE	W	74-71
M 5	at Brigham Young*	L	87-102
M 6	at Utah*	W	107-102

1965-66

(17-9)	William Strannigan		
D 3	Air Force @Denver, Colo.	W	74-66
D 4	at Colorado State	L	69-75
D 9	NORTHERN MICHIGAN	W	112-105
D16	at Idaho State	W	104-93
D18	at Montana	W	77-69
D20	NORTH DAKOTA STATE	W	97-63
D23	ST. JOSEPH'S (Pa.)	W	99-92
D27	Rhode Island @Ok. City	L	101-107
D29	Bowling Green @Ok. City	W	105-70
D30	Xavier	L	86-90
J 6	at Denver	W	90-88
J 8	at New Mexico*	L	57-69
J13	UTAH* (ot)	L	91-93
J15	BRIGHAM YOUNG*	W	107-101
J22	COLORADO STATE	W	70-55
J28	NEW MEXICO STATE	W	113-80
F 4	at Arizona State*	W	78-77
F 5	at Arizona*	L	70-76
F11	DENVER	W	89-69
F12	at Colorado State	L	68-75
F18	NEW MEXICO*	W	104-85
F19	at Air Force	W	88-74
F25	at Utah*	L	103-107
F26	at Brigham Young*	L	90-98
M 3	ARIZONA STATE*	W	120-85
M 5	ARIZONA*	W	104-66

1966-67

(15-14)	William Strannigan		
D 3	at Oklahoma State	L	64-73
D 7	NEBRASKA	W	102-98
D 9	TULSA (ot)	L	87-91
D10	NEW MEXICO STATE	W	77-63
D16	CENTRAL MISSOURI	W	78-56
D19	TEXAS TECH	W	67-57
D21	at Nevada Southern	L	74-91
D23	at Cal-Santa Barbara	L	70-86
D29	Xavier @Seattle	L	92-96
D30	Baylor @Seattle	L	83-93
J 7	DENVER	L	70-75
J13	NEW MEXICO*	W	86-76
J14	COLORADO STATE (ot)	W	75-72
J20	at Brigham Young*	L	75-97
J21	at Utah*	L	83-93
J28	AIR FORCE	L	66-70
F 2	ARIZONA*	W	75-73
F 4	ARIZONA STATE*	W	97-78
F10	at Air Force	L	60-61
F11	at Colorado State	L	57-69
F17	at Arizona State*	W	78-72
F18	at Arizona*	W	68-59
F23	UTAH*	W	52-49
F25	BRIGHAM YOUNG*	W	67-56
M 2	at Denver	W	64-62
M 4	at New Mexico*	W	65-64
M11	Brigham Young @Salt Lake	W	70-63
M17	UCLA+	L	60-109
M19	Texas-El Paso+	L	67-69
	+NCAA Tournament		

1967-68

(18-9)	William Strannigan		
D 2	NEVADA SOUTHERN	W	120-87
D 4	SACRAMENTO STATE	W	94-49
D 8	OKLAHOMA STATE	W	72-62
D 9	IDAHO STATE	W	115-96
D13	DENVER	W	107-75
D18	at Tulsa	L	58-72
D19	at Oklahoma	W	82-71
D23	at Nebraska	L	74-82
D27	at Southern Cal	W	79-78
D29	Iowa (2ot) @Los Angeles	W	94-87
D30	at UCLA	L	71-104
J 6	at Denver	W	107-96
J13	at New Mexico*	L	65-81
J18	BRIGHAM YOUNG*	W	81-70
J20	UTAH*	W	81-72
J26	at Colorado State	W	84-68
J27	at Air Force (ot)	W	95-91
F 2	at Arizona*	W	90-85
F 3	at Arizona State*	L	91-92
F10	COLORADO STATE	W	74-67
F16	at Utah*	L	89-97
F17	at Brigham Young*	L	77-101
F22	ARIZONA STATE*	W	91-86
F24	ARIZONA*	W	74-69
M 1	NEW MEXICO*	L	62-75
M 2	AIR FORCE	W	114-83
M13	Villanova#	L	66-77
	#NIT Tournament		

1968-69

(19-9)	William Strannigan		
N30	UTAH STATE	W	113-88
D 7	PACIFIC	W	105-82
D13	at Utah State	W	89-72
D14	at Idaho State	W	84-75
D16	STANFORD	W	87-73
D20	CAL-SANTA BARBARA	W	92-69
D21	OKLAHOMA	W	86-43
D27	Louisiana State @Ok. City	L	78-84
D28	Tulane @Oklahoma City	W	104-87
D30	Texas A&M @Ok. City	L	81-83
J10	NEW MEXICO*	W	70-68
J17	at Brigham Young*	L	78-89
J18	at Utah*	L	77-79
J24	DENVER	W	110-92
J25	COLORADO STATE	L	68-78
J31	at Colorado State	W	76-74
F 1	at Air Force	W	74-68
F 6	ARIZONA*	W	73-72

All-Time Scores

F 8	ARIZONA STATE*	W	75-63
F13	at Denver	W	99-84
F15	at New Mexico*	L	63-65
F17	AIR FORCE	W	78-60
F20	at Arizona State*	L	79-86
F22	at Arizona* (ot)	W	68-67
F27	UTAH*	W	82-64
M 1	BRIGHAM YOUNG*	W	79-69
M 5	Brigham Young @Phoenix	L	82-95
M15	Army#	L	49-51
#NIT Tournament			

1969-70

(19-7)	William Strannigan		
D 5	SOUTH DAKOTA STATE	W	106-61
D 6	NORTH TEXAS STATE	W	94-82
D 9	CAL STATE-FULLERTON	W	88-68
D12	at Denver	W	72-71
D13	at Air Force	W	70-67
D19	SAN JOSE STATE	W	88-81
D20	DENVER	W	74-66
J 2	at Baylor	L	79-86
J 3	at Texas Tech	W	63-62
J 8	NEW MEXICO*	W	92-74
J10	TEXAS-EL PASO*	L	70-80
J15	at Colorado State*	W	88-87
J17	COLORADO STATE*	W	79-77
J23	at Stanford	W	84-74
J24	at UCLA	L	77-115
J29	at Arizona State*	W	89-79
J31	at Arizona*	L	70-81
F 5	UTAH*	W	98-85
F 7	BRIGHAM YOUNG*	W	98-73
F12	at Texas El-Paso*	L	80-88
F14	at New Mexico*	L	85-90
F19	at Brigham Young*	W	73-71
F21	at Utah*	L	82-113
F26	ARIZONA*	W	93-74
F28	ARIZONA STATE*	W	112-94
M 2	AIR FORCE	W	77-73

1970-71

(10-15)	William Strannigan		
D 1	NEBRASKA	L	63-68
D 4	DENVER	W	82-76
D 5	REGIS	L	79-81
D11	at San Jose State	W	76-58
D12	at Pacific	L	69-84
D18	at Denver	L	80-90
D21	California @Ann Arbor	W	72-71
D22	at Michigan	L	76-94
J 2	at Iowa	L	84-87
J 7	ARIZONA STATE*	W	89-81
J 9	ARIZONA*	W	91-65
J15	at Utah*	L	74-93
J17	at Brigham Young*	L	68-82
J20	NORTHWEST MISSOURI	W	74-59
J23	at Colorado State*	L	51-74
J29	NEW MEXICO*	W	74-59
J30	TEXAS-EL PASO*	W	69-67
F 6	COLORADO STATE*	L	78-88
F12	at Arizona*	L	81-98
F13	at Arizona State*	L	76-81
F19	BRIGHAM YOUNG*	W	78-72
F20	UTAH*	L	79-83
F25	at Texas-El Paso*	L	65-66
F26	at New Mexico*	W	91-80
M 3	AIR FORCE	L	71-81


1971-72

(12-14)	William Strannigan		
D 1	at Nebraska	L	63-81
D 3	IDAHO STATE	W	90-79
D 4	at Denver	W	72-69
D 7	MONTANA	W	88-75
D 9	at Texas Christian	L	79-84
D11	at North Texas State	L	76-94
D17	DENVER	W	78-74
D18	NORTHERN COLORADO	W	86-64
D27	Idaho State @Logan	W	93-84
D28	at Utah State	W	92-85
J 7	TEXAS-EL PASO*	L	59-67
J 8	NEW MEXICO*	W	69-62
J14	at Arizona State*	L	67-81
J15	at Arizona*	L	66-75

J22	COLORADO STATE*	L	66-68
J24	CREIGHTON	W	76-65
J27	UTAH*	L	58-61
J29	BRIGHAM YOUNG*	L	74-101
F 5	at Colorado State*	L	70-80
F10	at New Mexico*	L	64-76
F12	at Texas-El Paso*	L	51-73
F18	ARIZONA*	W	71-55
F19	ARIZONA STATE*	W	68-65
F25	at Brigham Young*	L	56-70
F26	at Utah*	L	47-70
M 1	at Air Force	W	68-61

1972-73

(9-17)	William Strannigan		
D 1	NEBRASKA	W	65-59
D 2	DENVER	W	67-62
D 9	NORTHERN COLORADO	W	82-67
D14	at Idaho State	L	51-70
D16	at Montana	L	49-58
D21	FRESNO STATE	W	80-59
D28	Texas Christian @Crillis	W	54-53
D29	at Oregon State	L	56-81
D30	at Oregon	L	47-60
J 5	at Utah*	W	76-68
J 6	at Brigham Young*	L	58-62
J 9	at Denver	L	51-63
J13	at Creighton	L	69-79
J20	at Colorado State*	L	59-61
J26	NEW MEXICO*	L	56-70
J27	TEXAS-EL PASO*	W	61-58
F 1	at Arizona*	L	69-87
F 3	at Arizona State*	L	62-91
F 9	BRIGHAM YOUNG*	L	54-67
F10	UTAH*	W	61-59
F17	COLORADO STATE*	L	54-60
F22	at Texas-El Paso*	L	54-64
F23	at New Mexico*	W	61-60
F28	AIR FORCE	L	45-57
M 2	ARIZONA STATE*	L	59-80
M 3	ARIZONA*	L	82-84



**George (Moe)
Radovich**
1974-76
24-55, (.304) Record
three seasons

1973-74

(4-22)	George (Moe) Radovich		
D 1	at Nebraska	L	62-70
D 3	IDAHO STATE (ot)	L	78-79
D 7	NORTHERN COLORADO	W	83-74
D 8	DENVER	W	95-75
D13	at Cal-Santa Barbara	L	67-91
D15	at Fresno State	L	66-75
D22	IOWA	W	86-79
D28	at UCLA	L	58-86
D29	San Francisco @L.A.	L	66-98
J 3	ARIZONA*	L	77-93
J 4	ARIZONA STATE*	L	69-91
J10	at Denver	L	70-76
J11	UTAH STATE	W	73-67
J15	at Air Force	L	56-64
J19	COLORADO STATE*	L	46-57
J25	at New Mexico*	L	68-91
J26	at Texas-El Paso*	L	38-68
J31	UTAH*	L	74-99
F 2	BRIGHAM YOUNG* (ot)	L	75-78
F 8	at Arizona State*	L	54-92
F 9	at Arizona*	L	68-78
F16	at Colorado State*	L	67-76
F22	TEXAS-EL PASO* (ot)	L	74-77
F23	NEW MEXICO*	L	67-78
F28	at Brigham Young*	L	62-74
M 2	at Utah*	L	90-97


1974-75

(10-16)	George (Moe) Radovich		
N30	INDIANA STATE-EVANSVILLE	W	96-71
D 5	CAL STATE-NORTHBRIDGE	W	71-63

D 7	CHAPMAN	W	81-56
D 9	at Idaho State	L	66-72
D14	DENVER	W	86-70
D20	DOANE	W	89-61
D26	N.C.-Charlotte @Ok. City	L	65-78
D28	Xavier @Oklahoma City	W	60-57
D29	Pacific @Oklahoma City	L	61-68
J 4	AIR FORCE	W	70-59
J10	at New Mexico*	L	62-79
J11	at Texas-El Paso*	L	41-66
J14	at Denver	L	82-98
J18	at Colorado State*	L	60-78
J24	ARIZONA*	W	65-61
J25	ARIZONA STATE*	L	67-79
J28	at Utah State	L	69-84
F 7	at Utah*	L	64-81
F 8	at Brigham Young*	L	73-75
F14	TEXAS-EL PASO*	L	43-64
F15	NEW MEXICO*	W	63-59
F22	COLORADO STATE*	W	65-61
F28	at Arizona State*	L	76-94
M 1	at Arizona*	L	74-92
M 7	BRIGHAM YOUNG*	L	64-67
M 8	UTAH*	L	63-67

1975-76

(10-17)	George (Moe) Radovich		
N29	WESTERN STATE	W	100-52
D 1	CAL STATE-HAYWARD	W	94-59
D 3	LOYOLA-MARYMOUNT	W	77-71
D 5	WASHINGTON	L	69-76
D 8	DENVER	W	84-78
D13	at Pacific	L	56-78
D19	CAL-SANTA BARBARA	W	57-49
D20	FRESNO STATE	W	78-54
D26	at Detroit	L	66-74
D27	Geo. Washington @Detroit	L	55-57
J 5	at Air Force	L	52-53
J 9	TEXAS-EL PASO*	L	45-49
J10	NEW MEXICO* (ot)	L	53-54
J14	at Northern Colorado	W	90-68
J19	at Denver	W	77-73
J24	COLORADO STATE*	L	41-51
J30	at Arizona State*	L	67-70
J31	at Arizona*	L	57-64
F 6	BRIGHAM YOUNG*	L	80-94
F 7	UTAH*	L	69-87
F13	at New Mexico*	L	51-57
F14	at Texas-El Paso*	L	55-62
F21	at Colorado State*	L	57-61
F27	ARIZONA*	L	66-74
F28	ARIZONA STATE*	W	84-72
M 5	at Utah*	W	64-61
M 6	at Brigham Young*	L	60-82



Don DeVoe
1977-78
29-25, (.537) Record
two seasons

1976-77

(17-10)	Don DeVoe		
N27	at Fresno State	L	71-88
D 2	NORTHERN COLORADO	W	80-58
D11	TEXAS TECH	L	56-66
D15	EASTERN WASHINGTON	W	75-66
D16	CAL-SAN DIEGO	W	86-58
D18	WHITTIER	W	100-78
D29	E. Montana @Pocatello	W	82-45
D30	at Idaho State	L	65-68
J 3	ADAMS STATE	W	93-67
J 7	PACIFIC	W	56-54
J 8	DENVER (ot)	L	85-88
J14	at Utah*	L	76-84
J15	at Brigham Young*	L	64-97
J18	at Denver	L	74-62
J22	at Colorado State*	W	74-64
J28	ARIZONA*	W	69-68
J29	ARIZONA STATE*	W	92-88
F 3	at Texas-El Paso* (ot)	W	62-59
F 5	at New Mexico*	L	78-93
F10	BRIGHAM YOUNG*	L	72-82
F12	UTAH*	W	94-88
F15	AIR FORCE	W	70-61

RECORDS

All-Time Scores

F19	COLORADO STATE*	W	65-63
F24	at Arizona State*	L	93-107
F26	at Arizona*	L	63-88
M 3	NEW MEXICO*	W	82-64
M 5	TEXAS-EL PASO*	W	60-59

1977-78

(12-15)	Don DeVoe		
N26	CHADRON STATE	W	91-68
N28	MESA STATE	W	73-65
D 5	at Oregon State	L	69-79
D 7	at Washington	L	64-69
D10	DENVER	W	86-77
D17	EASTERN WASHINGTON	W	100-69
D19	EASTERN MONTANA	W	105-81
D28	Long Beach St. @ Toledo	W	85-70
D29	at Toledo	L	79-100
J 3	SACRAMENTO STATE	W	106-88
J 4	at Denver	W	67-66
J 9	ROOSEVELT	W	100-62
J12	BRIGHAM YOUNG*	W	89-82
J14	UTAH*	L	63-71
J17	at Air Force	L	65-68
J21	COLORADO STATE*	L	63-79
J27	at Arizona State*	L	62-66
J28	at Arizona*	L	75-99
F 2	NEW MEXICO*	L	91-94
F 4	TEXAS-EL PASO* (ot)	W	77-74
F 9	at Utah*	L	73-95
F11	at Brigham Young*	L	56-76
F18	at Colorado State*	L	70-82
F24	ARIZONA*	W	78-73
F25	ARIZONA STATE*	L	89-90
M 2	at Texas-El Paso*	L	55-62
M 4	at New Mexico*	L	74-93



Jim Brandenburg
1979-87
176-97, (.645) Record
nine seasons

1978-79

(15-12)	Jim Brandenburg		
N27	OREGON STATE	L	56-71
N29	TEXAS WESLEYAN	W	78-66
D 2	PHILLIPS	W	83-59
D 4	AUGUSTANA	W	88-58
D 9	at Texas Tech	W	68-65
D16	FORT LEWIS	W	75-52
D20	ADAMS STATE	W	101-63
D27	at Oregon	L	68-72
D29	Washington @ Portland	L	74-85
D30	Seattle @ Portland	L	64-66
J 3	AIR FORCE	W	66-54
J 6	S. ILLINOIS-Edwardsville	W	99-66
J12	SAN DIEGO STATE*	W	78-71
J13	NEVADA-LAS VEGAS	W	84-70
J18	at Texas-El Paso*	L	68-71
J20	at New Mexico*	L	64-72
J25	UTAH*	L	60-64
J27	BRIGHAM YOUNG* (ot)	W	71-69
J29	DENVER	W	83-68
F 2	at Colorado State*	L	42-45
F 4	at Nevada-Las Vegas	L	76-93
F10	at San Diego State*	L	71-79
F15	NEW MEXICO* (ot)	W	66-63
F17	TEXAS-EL PASO*	W	28-27
F22	at Brigham Young*	L	73-78
F24	at Utah* (ot)	L	52-58
M 3	COLORADO STATE*	W	70-65

1979-80

(18-10)	Jim Brandenburg		
N30	MISSISSIPPI VALLEY ST.	W	121-62
D 1	SOUTH DAKOTA	L	72-73
D 4	at Stanford	L	52-54
D 8	at Air Force	W	73-68
D10	CONCORDIA	W	98-56
D13	U.S. INTERNATIONAL	W	73-56
D17	WISCONSIN-SUPERIOR	W	106-69
D19	BOISE STATE	W	72-53
D21	FORT LEWIS	W	104-54
D27	St. Francis (NY) @ Ok. City	W	59-52
D28	Oklahoma @ Oklahoma City	L	56-70

• D29	N. Texas St. @ Ok. City	W	79-59
• J 3	at Hawaii*	W	62-57
• J 5	at San Diego State*	L	57-65
• J10	NEW MEXICO*	W	78-58
• J12	TEXAS-EL PASO*	L	47-51
• J18	at Brigham Young*	W	56-53
• J19	at Utah*	L	39-54
• J31	SAN DIEGO STATE*	W	79-58
• F 2	HAWAII*	W	89-67
• F 7	at Texas-El Paso*	L	50-51
• F 9	at New Mexico*	W	68-54
• F13	at Nevada-Las Vegas	L	64-66
• F21	UTAH*	W	62-60
• F23	BRIGHAM YOUNG*	L	30-39
• F27	NEVADA-LAS VEGAS	W	71-70
• M 1	COLORADO STATE*	L	49-51
• M 3	at Colorado State*	W	67-64

1980-81

(24-6)	Jim Brandenburg		
N28	at Nebraska (ot)	W	62-59
D 2	MIDWESTERN STATE	W	87-61
D 4	STANFORD	W	73-51
D 6	ADAMS STATE	W	101-67
D11	at Boise State	W	76-51
D13	at Southern Cal	L	57-59
D16	WESTERN MONTANA	W	79-45
D19	Oklahoma @ Houston	W	98-77
D20	at Houston	L	61-70
D29	ILLINOIS-CHICAGO	W	99-47
J 2	at San Diego State*	W	69-51
J 5	at Hawaii* (ot)	W	71-66
J 9	TEXAS-EL PASO*	W	44-42
J10	NEW MEXICO*	W	91-54
J17	at Colorado State*	W	85-54
J23	at Utah*	L	53-55
J24	at Brigham Young*	L	70-84
J27	NEVADA-LAS VEGAS	W	71-66
J31	AIR FORCE*	W	69-45
F 5	HAWAII*	W	77-58
F 7	SAN DIEGO STATE*	W	102-57
F12	at New Mexico*	L	56-57
F14	at Texas-El Paso*	W	63-58
F21	COLORADO STATE*	W	68-40
F26	BRIGHAM YOUNG* (2ot)	W	86-84
F28	UTAH*	W	53-50
M 6	at Air Force*	W	46-38
M 7	at Nevada-Las Vegas	W	97-70
M12	Howard+	W	78-43
M14	Illinois+	L	65-67
•	+NCAA Tournament		

1981-82

(23-7)	Jim Brandenburg		
N27	NEBRASKA	W	62-48
N28	PORTLAND	W	63-47
N30	MID WESTERN STATE	W	71-48
D 4	Canisius @ Columbia, Mo.	W	73-40
D 5	at Missouri	L	54-64
D10	at Colorado	L	73-75
D12	CAL POLY-POMONA	W	88-50
D18	California (ot) @ Tenn.	L	75-77
D19	American	W	71-63
D21	FORT LEWIS	W	81-48
D29	ILLINOIS-CHICAGO	W	73-53
J 2	COLORADO STATE*	W	51-31
J 7	UTAH*	W	75-49
J 9	BRIGHAM YOUNG*	W	61-42
J13	at Air Force*	W	54-40
J15	at Nevada-Las Vegas	L	58-69
J21	SAN DIEGO STATE*	W	77-64
J23	at Brigham Young*	W	27-25
J25	HAWAII*	W	87-61
J29	at Texas-El Paso*	L	45-51
J30	at New Mexico*	W	75-65
F 6	at Utah*	W	66-51
F11	NEW MEXICO*	W	56-45
F13	TEXAS-EL PASO*	L	37-45
F20	AIR FORCE*	W	59-29
F27	at Colorado State*	W	63-57
M 4	at Hawaii*	W	39-37
M 6	at San Diego State* (ot)	W	66-64
M11	Southern Cal+	W	61-58
M13	Georgetown+	L	43-51
•	+NCAA Tournament		

1982-83

(16-13)	Jim Brandenburg		
N16	POLAND (ex.)	W	79-57
N27	Tulane @ Memphis	L	38-52
N28	at Memphis State	L	45-71
N30	REGIS	W	80-41
D 4	SOUTHERN CAL	L	55-56
D 7	SOUTH DAKOTA	W	83-51
D10	UNC-Wilmington @ Indiana	W	52-42
D11	at Indiana	L	65-78
D18	at Nebraska	L	57-68
D22	SOUTHERN COLORADO%	W	100-67
D23	MIDWESTERN STATE%	W	68-42
D28	COLORADO	W	74-57
D30	U.S. INTERNATIONAL	W	74-58
J 5	at Ill.-Chicago (ot)	W	73-69
J15	at New Mexico*	L	71-76
J17	at Texas-El Paso*	L	54-59
J20	UTAH*	W	65-49
J22	BRIGHAM YOUNG*	L	64-82
J27	at Hawaii*	L	63-65
J29	at San Diego State*	L	57-64
F 5	at Colorado State*	L	48-50
F 7	AIR FORCE*	W	74-44
F12	TEXAS-EL PASO*	W	74-58
F14	NEW MEXICO*	W	64-58
F17	at Utah*	W	65-47
F24	SAN DIEGO STATE*	W	66-56
F26	HAWAII*	L	55-57
M 3	at Air Force*	W	51-47
M10	COLORADO STATE*	W	49-39
M12	at Brigham Young*	L	41-54
•	%Games at Casper		

1983-84

(17-13)	Jim Brandenburg		
N15	CZECHOSLOVAKIA (ex.)	L	77-80
D 2	WISCONSIN-GREEN BAY	W	87-45
D 3	CAL STATE-LONG BEACH	W	69-60
D 8	at Boise State	L	52-66
D10	at Portland (ot)	W	61-59
D16	at Kentucky	L	40-66
D17	Va. Commonwealth @ Ken.	L	57-70
D20	NEBRASKA	L	64-67
D27	NORTHERN ARIZONA%	W	65-55
D28	LOYOLA-MARYMOUNT%	W	69-51
J 3	DENVER	W	60-46
J 5	at Colorado	L	63-70
J 7	FORT LEWIS	W	84-50
J14	at Colorado State*	W	69-63
J16	AIR FORCE*	W	63-42
J21	TEXAS-EL PASO*	L	46-54
J23	NEW MEXICO*	L	38-40
J26	at Brigham Young*	L	61-74
J28	at Utah*	L	57-58
F 2	HAWAII*	W	73-64
F 8	SAN DIEGO STATE* (ot)	W	83-73
F 9	COLORADO STATE*	W	67-51
F13	at Air Force*	W	59-49
F16	at New Mexico*	L	54-62
F18	at Texas-El Paso* (ot)	L	66-73
F23	UTAH*	W	75-60
F25	BRIGHAM YOUNG*	W	56-55
F28	at Hawaii*	L	67-68
M 1	at San Diego State*	W	65-64
M 7	COLORADO STATES\$	W	40-36
M 9	at Texas-El Paso\$	L	55-62
•	%Cowboy Shootout at Casper		
•	\$WAC Tournament		

1984-85

(15-14)	Jim Brandenburg		
N12	CHINA (ex.)	W	85-68
N30	SOUTH DAKOTA	W	91-74
D 1	SEATTLE PACIFIC	W	93-74
D 4	at Southern Cal	L	57-67
D 8	LONG BEACH STATE	W	73-49
D10	at Nebraska	L	65-79
D14	COLORADO	W	72-68
D15	HARDIN-SIMMONS	W	51-44
D21	OREGON	W	60-58
D22	BOISE STATE	L	55-57
D29	BAYLOR%	W	86-84
D30	TEMPLE%	L	60-66
J 3	SAN DIEGO STATE*	L	57-60
J 5	HAWAII*	W	68-63
J10	at New Mexico*	L	37-50
J12	at Texas-El Paso	W	59-77
J16	at Air Force* (ot)	W	77-75
J19	UTAH* (ot)	W	69-60
J24	at Brigham Young*	L	65-78

All-Time Scores

J25	at Utah*	W	70-62
J31	COLORADO STATE*	W	54-53
F 1	TEXAS-EL PASO*	W	65-62
F 7	at Hawaii*	L	50-68
F 9	at San Diego State*	L	70-79
F15	SOUTHERN COLORADO	W	59-47
F21	AIR FORCE*	L	49-52
F22	at Colorado State*	L	68-83
F28	BRIGHAM YOUNG*	W	78-66
M 2	NEW MEXICO*	L	78-83
M 4	at Utah\$	L	60-61
%Cowboy Shootout at Casper			
\$WAC Tournament			

1985-86

(24-12)	Jim Brandenburg		
N8	NOSSO CLUB LIMERIA (ex.)	W	79-52
N22	CAL STATE-NORTHRIDGE	W	86-49
N23	NORTHERN COLORADO	W	83-64
N30	NEBRASKA	L	53-64
D 7	at Colorado	L	71-74
D 9	SOUTHERN CAL	W	89-79
D12	HARDIN-SIMMONS	W	79-70
D14	at Oregon	L	59-81
D21	at Idaho State	L	62-70
D23	at Weber State	L	71-76
D27	SOUTHWEST MISSOURI%	W	64-59
D28	ILLINOIS STATE%	W	71-48
J 4	at Louisville	L	62-94
J 9	NEW MEXICO*	L	45-47
J11	TEXAS-EL PASO* (ot)	W	63-62
J16	AIR FORCE*	W	58-53
J18	UTAH*	W	94-79
J25	at Hawaii*	W	78-63
J27	at San Diego State*	L	82-88
J30	HAWAII*	W	77-58
F 1	at Colorado State*	W	68-66
F 6	at Texas-El Paso*	L	58-72
F 8	at New Mexico*	W	67-65
F13	SAN DIEGO STATE*	W	89-71
F15	at Air Force*	W	62-42
F20	BRIGHAM YOUNG*	W	66-56
F22	COLORADO STATE*	W	77-70
F27	at Utah*	L	72-74
M 1	at Brigham Young*	W	65-62
M 6	AIR FORCE\$	W	67-65
M 7	NEW MEXICO\$	W	56-54
M 8	TEXAS-EL PASO\$	L	64-65
M13	TEXAS A&M#	W	79-70
M17	LOYOLA-MARYMOUNT#	W	99-90
M20	CLEMSON#	W	62-57
M24	Florida# @New York	W	67-58
M26	Ohio State# @New York	L	63-73
%Cowboy Shootout at Casper			
\$WAC Tournament			
#NIT Tournament			

1986-87

(24-10)	Jim Brandenburg		
N22	BOSNA CLUB (ex.)	W	70-68
N28	DENVER	W	81-59
N29	WEBER STATE	W	71-54
D 5	IDAHO STATE	W	56-37
D 6	COLORADO	W	55-42
D11	at Texas Tech	L	61-69
D13	at Hardin-Simmons	L	53-60
D20	at Nebraska	L	61-62
D22	at Drake	W	70-65
D27	NORTHERN ILLINOIS%	W	83-78
D28	LAMAR%	W	77-68
J 2	at Utah*	W	61-56
J 3	at Brigham Young*	L	74-77
J 6	COLORADO STATE*	L	71-74
J 8	HAWAII*	W	76-67
J10	LOUISVILLE	L	64-67
J15	NEW MEXICO*	W	78-66
J17	TEXAS-EL PASO*	W	79-74
J22	at San Diego State*	W	79-70
J24	at Hawaii*	W	66-61
J29	at Air Force*	W	74-68
J31	UTAH*	W	72-55
F 6	CHICAGO STATE	W	75-64
F12	AIR FORCE*	W	72-46
F14	at Colorado State* (3ot)	W	81-78
F19	SAN DIEGO STATE*	W	85-73
F21	BRIGHAM YOUNG*	L	63-67
F26	at New Mexico*	L	89-92
F28	at Texas-El Paso*	L	72-74
M 5	Utah\$	W	56-54
M 6	Texas-El Paso\$	W	77-74
M 7	at New Mexico\$	W	64-62
M12	Virginia+	W	64-60

M14	UCLA+	W	78-68
M20	Nevada-Las Vegas+	L	78-92
%Cowboy Shootout at Casper			
\$WAC Tournament			
+NCAA Tournament			



Benny Dees
1988-93
104-77, (.575) Record
six seasons

1987-88

(26-6)	Benny Dees		
N14	WEST BERLIN (ex.)	W	109-84
N27	DENVER	W	113-82
D 2	at Colorado	W	100-68
D 5	TEXAS TECH	W	84-65
D12	at Alabama-Birmingham	W	74-69
D14	GEORGIA STATE	W	100-89
D19	NEBRASKA	W	87-58
D22	at Boise State	W	59-55
D27	COLUMBIA%	W	92-56
D28	EASTERN KENTUCKY%	W	71-59
D30	Cincinnati @Denver	W	100-73
J 2	STEVEN F. AUSTIN	W	94-55
J 8	at Texas-El Paso*	L	62-68
J 9	at New Mexico*	L	72-85
J13	AIR FORCE*	W	81-61
J15	Brigham Young*	L	67-83
J21	HAWAII*	W	81-61
J23	at Colorado State*	L	49-54
J28	at San Diego State*	W	57-56
J30	at Hawaii*	W	67-61
F 4	TEXAS-EL PASO*	W	73-59
F 6	NEW MEXICO*	W	90-72
F11	at Brigham Young*	L	69-78
F13	at Utah*	W	69-60
F18	at Air Force*	W	79-63
F20	COLORADO STATE*	W	57-50
F25	UTAH*	W	79-56
F27	SAN DIEGO STATE*	W	85-59
M 4	BOISE STATE	W	56-50
M10	San Diego State\$	W	86-73
M11	Colorado State\$	W	60-58
M12	Texas-El Paso\$	W	79-75
M17	Loyola-Marymount+	L	115-119
%Cowboy Shootout at Casper			
\$WAC Tournament			
+NCAA Tournament			

1988-89

(14-17)	Benny Dees		
N 9	CZECHOSLOVAKIA (ex.)	W	91-80
N18	SOUTHERN METHODIST	W	70-65
N20	at Syracuse	L	81-107
N26	SOUTHWEST MISSOURI	L	51-53
N30	TEXAS SOUTHERN	W	77-74
D 3	Wake Forest @Denver	L	77-82
D 7	SOUTHERN UTAH	W	85-73
D10	ALABAMA-BIRMINGHAM	W	109-91
D14	COLORADO	W	81-68
D23	at Evansville	L	63-84
D29	GONZAGA%	W	80-67
D30	SOUTHERN ILLINOIS%	W	80-85
J 2	DRAKE	W	97-85
J 7	SOUTHWEST LOUISIANA	W	104-84
J12	TEXAS-EL PASO*	W	81-75
J14	NEW MEXICO*	L	89-106
J17	UTAH*	L	80-82
J21	AIR FORCE*	L	55-58
J23	at Nebraska	L	58-71
J28	at Hawaii*	W	64-59
J30	at San Diego State*	L	61-69
F 2	HAWAII*	L	59-69
F 4	at Colorado State*	L	48-58
F 9	at New Mexico*	W	68-66
F11	at Texas-El Paso*	L	72-79
F16	at Air Force*	L	53-54
F18	SAN DIEGO STATE*	W	71-67
F23	BRIGHAM YOUNG*	W	72-65
F25	COLORADO STATE*	L	59-62
M 2	at Brigham Young*	L	67-71
M 4	at Utah*	W	64-63
M 9	Texas-El-Paso\$ (2ot)	L	81-88
%Cowboy Shootout at Casper			
\$WAC Tournament			

1989-90

(15-14)	Benny Dees		
N 3	SPIRIT EXPRESS (ex.)	W	86-77
N20	NOSSO CLUB-BRAZIL (ex.)	L	56-61
N25	SAM HOUSTON STATE (ot)	L	69-72
N28	at Memphis State	L	75-91
N30	at Colorado	L	77-81
D 2	MONTANA	W	78-58
D 5	EVANSVILLE	W	66-64
D 7	McNEESE STATE	W	76-50
D 9	NORTHWESTERN STATE	W	80-68
D21	at Lamar	W	79-71
D23	at Southwest Missouri	L	51-77
D29	NORTHEAST LOUISIANA%	W	75-66
D30	CAL STATE-FULLERTON%	W	69-51
J 4	at New Mexico* (ot)	W	89-87
J 6	at Texas-El Paso*	L	62-72
J11	SAN DIEGO STATE*	W	76-60
J15	COLORADO STATE*	L	57-65
J18	UTAH*	W	98-87
J20	BRIGHAM YOUNG*	L	60-65
J22	NEBRASKA	W	95-65
J27	at Hawaii*	L	77-81
J29	at San Diego State*	L	59-68
F 3	at Colorado State*	W	71-67
F 5	AIR FORCE*	W	80-60
F10	NEW MEXICO*	L	79-82
F12	at Air Force*	L	63-69
F22	at Brigham Young*	L	64-75
F24	at Utah*	W	80-76
F28	TEXAS-EL PASO*	L	59-70
M 3	HAWAII*	W	61-60
M 8	Hawaii\$	L	63-66
%Cowboy Shootout at Casper			
\$WAC Tournament			

1990-91

(20-12)	Benny Dees		
N 2	SPIRIT EXPRESS (ex.)	W	110-97
N12	LITHUANIA (ex.)	W	106-81
N24	MARSHALL (ot)	W	96-91
N29	MISSOURI-ST. LOUIS	W	101-76
D 1	METRO STATE	W	86-75
D 5	at Kansas State	L	68-81
D 9	at Montana	W	75-67
D12	COLORADO	W	62-60
D14	NORTHERN IOWA	W	99-65
D16	MEMPHIS STATE	W	97-72
D23	at Sam Houston State	W	98-84
D28	NORTHERN ARIZONA%	W	103-87
D29	SOUTHERN MISSISSIPPI%	L	112-122
J 5	at New Mexico*	W	92-79
J 8	at Colorado State*	W	75-63
J10	HAWAII*	W	98-78
J12	CHARLESTON	W	84-59
J17	UTAH*	L	83-90
J19	BRIGHAM YOUNG*	W	86-80
J26	at Brigham Young*	W	77-72
J31	at Hawaii*	L	80-87
F 3	at San Diego State* (2ot)	L	84-87
F 5	at Air Force*	W	59-52
F 9	NEW MEXICO* (ot)	L	83-85
F14	at Utah*	L	72-77
F16	at Texas-El Paso*	L	69-72
F21	AIR FORCE*	W	91-69
F23	SAN DIEGO STATE*	L	83-95
F26	COLORADO STATE*	L	68-71
F28	TEXAS-EL PASO*	W	88-74
M 7	TEXAS-EL PASO\$	W	71-67
M 8	UTAH\$	L	63-69
M15	BUTLER#	W	63-61
M18	at Colorado#	L	75-83
%Cowboy Shootout at Casper			
\$WAC Tournament			
#NIT Tournament			

1991-92

(16-13)	Benny Dees		
N 8	LATVIA (ex.)	W	107-100
N16	FORT SILL (ex.)	W	113-71
N23	LOUISIANA TECH	W	96-78
N25	BOISE STATE	W	78-60
N30	SAM HOUSTON STATE	W	85-70
D 6	South Florida @Marshall	L	68-85
D 7	at Marshall	L	86-91
D11	at Colorado	W	60-58
D14	TROY STATE	W	108-92
D22	at Northern Iowa	W	60-55
D27	BOSTON%	W	81-75
D28	OHIO% (ot)	W	70-65
J 2	KANSAS STATE	L	65-71
J 9	at San Diego State*	W	85-72

RECORDS

All-Time Scores

J11	at Hawaii*	L	55-77
J16	at Brigham Young*	L	59-68
J18	at Louisville	L	60-68
J23	BRIGHAM YOUNG*	W	72-67
J25	UTAH* (ot)	L	79-80
J28	at Colorado State*	L	67-68
F 1	HAWAII*	L	65-68
F 4	AIR FORCE*	W	69-47
F 6	at New Mexico*	L	65-79
F13	SAN DIEGO STATE*	W	92-66
F15	NEW MEXICO*	W	68-61
F20	at Texas-El Paso* (ot)	L	72-74
F22	at Utah*	W	70-57
F27	TEXAS-EL PASO*	L	72-73
M 3	at Air Force*	W	86-60
M 7	COLORADO STATE*	W	83-65
M12	New Mexico\$	L	83-89
%Cowboy Shootout at Casper			
\$WAC Tournament			

1992-93

(13-15)		Benny Dees
N28	RUSSIAN NATIONALS (ex.)	W 118-73
D 1	ATHLETES IN ACTION (ex.)	L 79-86
D 5	DENVER	W 82-79
D 7	at Louisiana Tech	W 75-57
D 9	SOUTHERN COLORADO	W 79-54
D12	at Boise State	L 50-70
D19	COLORADO	W 79-72
D21	MARSHALL	W 101-89
D27	TEXAS-ARLINGTON%	L 70-79
D28	MONTANA STATE%	W 74-64
J 2	at Fresno State*	L 66-68
J 4	at Air Force*	W 59-53
J 7	SAN DIEGO STATE*	W 77-54
J 9	HAWAII*	W 70-62
J11	at Houston	L 56-83
J16	at Colorado State*	L 77-92
J21	at Texas-El Paso*	W 74-70
J23	at New Mexico*	L 67-77
J28	UTAH*	L 45-64
J30	BRIGHAM YOUNG*	L 64-77
F 4	at Utah*	L 64-88
F 6	at Brigham Young*	L 62-75
F11	TEXAS-EL-PASO* (ot)	L 78-81
F13	NEW MEXICO*	L 60-76
F20	COLORADO STATE*	W 77-66
F25	at San Diego State*	L 62-64
F27	at Hawaii*	L 59-61
M 4	FRESNO STATE*	W 77-55
M 6	AIR FORCE*	W 64-58
M10	San Diego State\$	L 57-59
%Cowboy Shootout at Casper		
\$WAC Tournament		



Joby Wright
1994-97
53-60, (.469) Record
four seasons

1993-94

(14-14)		Joby Wright
N20	SPARTAK MOSKA (ex.)	W 106-68
N26	ATHLETES IN ACTION (ex.)	L 61-76
N29	at Cincinnati	L 49-73
D 1	DENVER	W 98-55
D 4	CAL STATE FULLERTON	W 80-62
D 9	at Colorado	W 87-79
D18	LOUISVILLE	L 55-72
D21	at Montana State	W 78-62
D23	HOUSTON	W 78-66
D28	IDAHO STATE%	W 75-67
D29	UTAH STATE% (ot)	W 73-69
J 3	AIR FORCE*	W 63-56
J 5	FRESNO STATE*	L 51-65
J 8	at Hawaii**	L 64-76
J10	at San Diego State*	L 71-73
J15	COLORADO STATE*	W 73-58
J20	TEXAS-EL PASO*	L 64-67
J22	NEW MEXICO*	L 71-77
J27	at Brigham Young*	L 66-82
J29	at Utah*	L 60-66
F 3	BRIGHAM YOUNG*	W 79-65
F 5	UTAH*	W 60-55
F10	at New Mexico*	L 64-73

F12	at Texas-El Paso*	L	54-73
F19	at Colorado State*	W	74-72
F24	HAWAII* (3 ot)	L	94-95
F26	SAN DIEGO STATE*	W	85-70
M 3	at Air Force*	W	78-66
M 5	at Fresno State*	L	68-73
M 9	San Diego State\$	L	51-54
% Cowboy Shootout at Casper			
\$ WAC Tournament			

1994-95

(13-15)		Joby Wright	
N19	RUSSIAN RED ARMY (ex.)	W 88-74	
N26	ATHLETES IN ACTION (ex.)	W 86-85	
N29	DENVER	W 92-68	
D 3	at Iowa State	L 63-82	
D 6	COLORADO	L 69-75	
D10	at Old Dominion	L 61-63	
D14	WESTERN STATE	W 101-70	
D17	CINCINNATI	L 80-81	
D23	WEBER STATE	W 58-56	
D27	MONMOUTH%	W 52-47	
D28	MISSISSIPPI STATE%	L 57-61	
J 2	SAN DIEGO STATE*	W 64-56	
J 4	HAWAII*	W 70-53	
J 7	at Colorado State*	W 70-69	
J12	at Texas-El Paso*	L 55-72	
J14	at New Mexico*	W 75-61	
J19	UTAH*	W 63-56	
J21	BRIGHAM YOUNG*	L 52-58	
J26	at Fresno State*	L 54-57	
J28	at Air Force*	W 70-65	
F 2	FRESNO STATE*	W 84-70	
F 4	AIR FORCE*	W 70-55	
F 9	at Utah* (ot)	L 80-89	
F11	at Brigham Young*	L 72-78	
F16	TEXAS-EL PASO*	L 70-73	
F18	NEW MEXICO*	L 61-62	
F25	COLORADO STATE*	W 80-73	
M 2	at San Diego State*	L 51-52	
M 4	at Hawaii**	L 46-58	
M 9	at New Mexico\$	L 56-63	
%Cowboy Shootout at Casper			
\$WAC Tournament			

1995-96

(14-15)		Joby Wright	
N18	USA VERICH REP. (ex.)	L 76-85	
N25	SIMON FRASER	W 86-71	
N27	DENVER	W 97-83	
N29	at Cincinnati	L 51-101	
D 9	NORTHERN COLORADO	W 92-63	
D13	at Colorado	W 83-81	
D16	IOWA STATE (ot)	L 66-70	
D20	OLD DOMINION	L 52-66	
D22	at Weber State	L 68-85	
D28	ALCORN STATE%	W 87-64	
D29	OHIO STATE%	W 73-67	
J 2	at Hawaii**	L 53-63	
J 4	at San Diego State*	L 77-80	
J10	COLORADO STATE*	L 63-68	
J13	NEW MEXICO*	W 61-58	
J15	UTEP* (ot)	W 72-68	
J18	at Brigham Young*	L 75-84	
J20	at Utah*	L 65-88	
J25	AIR FORCE*	W 84-67	
J27	FRESNO STATE*	W 96-81	
F 1	at Air Force*	W 72-65	
F 3	at Fresno State*	L 70-74	
F10	BRIGHAM YOUNG*	L 71-81	
F12	UTAH*	W 80-76	
F15	at UTEP*	L 71-77	
F17	at New Mexico*	L 69-70	
F24	at Colorado State*	L 66-80	
F29	HAWAII*	W 95-78	
M 2	SAN DIEGO STATE*	W 69-68	
M 7	Fresno State\$	L 82-91	
%Cowboy Shootout at Casper			
\$WAC Tournament			

1996-97

(12-16)		Joby Wright
N9	HUNGARIAN CLUB (ex.)	W 91-86
N14	ATHLETES IN ACTION (ex.)	W 83-79
N22	CREIGHTON	W 85-77
N25	at Long Beach State	L 78-79
D 3	at St. Joseph's	L 57-71
D 7	at Massachusetts	L 72-90
D10	COLORADO	L 68-84
D14	at Austin Peay	W 76-71

D19	Montana State @ Billings	W	92-82
D21	Utah State @ Salt Lake City	L	72-73
D27	SOUTHERN ILLINOIS%	L	87-92
D28	TEXAS TECH%	L	74-77
D31	DENVER	W	83-74
J 4	BRIGHAM YOUNG*	W	89-61
J11	at Colorado State*	L	71-78
J16	at San Diego State*	L	75-82
J18	at Hawaii**	L	58-70
J23	SAN JOSE STATE*	W	75-59
J25	FRESNO STATE*	W	87-74
J30	at Air Force*	W	75-64
F 1	at UNLV*	L	47-80
F 6	COLORADO STATE* (ot)	W	67-65
F 8	at Brigham Young*	W	72-60
F13	HAWAII* (ot)	L	68-70
F15	SAN DIEGO STATE*	W	67-50
F20	at Fresno State*	L	68-76
F22	at San Jose State*	L	62-67
F27	UNLV* (ot)	L	69-75
M 1	AIR FORCE*	W	68-56
M 4	TCU\$	L	61-72
%Cowboy Shootout at Casper			
\$WAC Tournament			



Larry Shyatt
1998
19-9, (.678) Record
one season

1997-98

(19-9)		Larry Shyatt	
N8	HUNGARY SELECT (ex.)	W 81-44	
N12	MARATHON OIL (ex.)	W 83-73	
N16	DENVER	W 73-50	
N19	at Colorado	W 62-58	
N25	EASTERN ILLINOIS	W 54-51	
N29	SOUTHERN UTAH	W 75-47	
D 3	UTAH STATE	W 67-61	
D 6	at Creighton	L 70-81	
D17	NE ILLINOIS	W 77-45	
D20	at New Mexico State	L 45-60	
D23	MONTANA STATE	W 60-59	
D27	NICHOLLS STATE%	W 84-69	
D28	NORFOLK STATE% (OT)	W 72-65	
J 3	LONG BEACH STATE	W 55-43	
J 8	UTEP*	W 65-46	
J10	NEW MEXICO*	W 58-55	
J15	at Brigham Young*	L 41-60	
J17	at Utah*	L 58-75	
J24	COLORADO STATE*	L 46-53	
J29	AIR FORCE*	W 76-44	
J31	UNLV*	W 73-62	
F 5	at New Mexico*	L 59-89	
F 7	at UTEP*	W 67-55	
F12	UTAH*	W 62-56	
F14	BRIGHAM YOUNG*	W 77-54	
F21	at Colorado State* (ot)	W 69-64	
F26	at UNLV*	L 66-72	
F28	at Air Force*	W 63-53	
M 3	SAN DIEGO STATES	L 57-60	
M11	GONZAGA#	L 55-69	
%Cowboy Shootout at Casper			
\$WAC Tournament			
#NIT			



Steve McClain
1999-present
126-82, (.606) Record
seven seasons

1998-99

(18-10)		Steve McClain
N2	CALIFORNIA ALL-STARS (ex.)	W 89-84
N14	COSTA RICA (ex.)	W 120-41
N 17	DENVER	L 82-86
N 23	at Nevada	W 73-69
N 27	Montana State^	W 90-76
D 3	IDAHO STATE	W 74-53

All-Time Scores

D 5	Arizona+	L	84-94
D 9	COLORADO	W	67-66
D 12	at North Texas	W	87-67
D 21	ALCORN STATE	W	101-64
D 27	Louisiana Tech%	W	91-73
D 28	Wagner%	W	85-71
D 31	DARTMOUTH	W	76-47
J 7	at Rice*	L	52-77
J 10	at Tulsa* (ESPN2)	L	89-96
J 14	TCU*	W	96-93
J 16	SMU*	W	89-85
J 23	at Colorado State*	L	83-91
J 28	at UNLV*	L	75-96
J 30	at Air Force*	W	82-61
F 4	TULSA*	W	80-61
F 6	RICE*	W	70-63
F 11	at TCU*	L	85-102
F 13	at SMU*	L	72-75
F 16	TEXAS-PAN AMERICAN	W	103-85
F 20	COLORADO STATE*	L	75-80
F 25	AIR FORCE*	W	93-67
F 27	UNLV*	W	79-76
M 10	USC#	W	81-77
M 15	at Oregon #	L	72-93

^ in Billings, Mont.

+ in Phoenix, Ariz.

% Cowboy Shootout in Casper

NIT

1999-2000

(19-12)	Steve McClain
Nov. 1	CALIFORNIA ALL-STARS (ex.) L 94-97
Nov. 13	URAL GREAT RUSSIA (ex.) W 105-69
Nov. 19	NORTHWESTERN STATE (LA.) W 92-54
Nov. 23	AKRON W 84-68
Nov. 26	at Hawai'i Pacific^ L 110-65
Nov. 27	vs. LSU^ L 86-103
Nov. 28	vs. Southwest Missouri State^ L 75-83
Dec. 4	NEVADA W 83-64
Dec. 7	MOUNT ST. MARY'S (MD.) W 83-69
Dec. 11	Montana State% W 92-86
Dec. 18	at Indiana L 80-99
Dec. 20	at Oregon State L 77-83
Dec. 22	at Denver W 78-60
Dec. 30	SAMFORD W 80-73
Jan. 3	at Idaho State W 89-83
Jan. 8	NORTH TEXAS W 100-85
Jan. 10	at Wichita State L 71-80
Jan. 13	NEW MEXICO* W 88-83
Jan. 15	COLORADO STATE* L 71-77
Jan. 20	at Brigham Young* L 78-87
Jan. 22	at Utah* L 61-69
Jan. 29	SAN DIEGO STATE* W 93-87
Jan. 31	UNLV* W 109-98
Feb. 5	at Air Force* L 79-82 (ot)
Feb. 12	at UNLV* L 60-87
Feb. 14	at New Mexico* W 99-93
Feb. 19	at San Diego State* W 71-57
Feb. 21	AIR FORCE* W 61-51
Feb. 26	BRIGHAM YOUNG* W 85-70
Feb. 28	UTAH* W 88-61
March 4	at Colorado State* L 78-79
March 9	vs. Colorado State\$ W 74-68
March 10	at UNLV\$ L 92-97

^Hawai'i Pacific Classic in Honolulu, Hawai'i

%Cowboy Shootout in Casper, Wyo.

\$MWC Tournament

2000-01

(20-10)	Steve McClain
Nov. 9	SLOVAKIA SELECT (ex.) W 99-63
Nov. 14	CALIFORNIA ALL-STARS (ex.) W 102-80
Nov. 18	UC RIVERSIDE W 77-59
Nov. 27	DENVER W 70-55
Dec. 1	CREIGHTON W 78-74
Dec. 3	vs. Montana State^ W 77-62
Dec. 7	at Cal St. Northridge L 71-74
Dec. 9	at Cal St. Fullerton W 78-61
Dec. 16	vs. Oregon State% W 65-53
Dec. 19	DELAWARE STATE W 92-64
Dec. 21	at South Carolina L 67-78
Dec. 23	at Akron W 81-73
Dec. 30	WICHITA STATE W 72-65
Jan. 3	at LSU L 69-73
Jan. 8	at Utah* L 71-83
Jan. 13	at Colorado State* W 70-69 (ot)
Jan. 20	UTAH* W 78-77 (ot)
Jan. 22	BRIGHAM YOUNG* W 85-78
Jan. 27	at Air Force* W 71-56
Jan. 29	at New Mexico* W 82-78
Feb. 3	SAN DIEGO STATE* W 101-66
Feb. 5	UNLV* L 78-80

Feb. 10	COLORADO STATE*	W 72-70
Feb. 15	at Brigham Young*	L 63-79
Feb. 17	at Creighton	L 72-84
Feb. 24	AIR FORCE*	W 82-70
Feb. 26	NEW MEXICO*	W 81-61
March 1	at San Diego State*	W 69-62
March 3	at UNLV*	L 102-106
March 8	vs. San Diego State\$	W 73-58
March 9	vs. Brigham Young\$	L 66-77
March 14	PEPPERDINE#	L 69-72
^	in Billings, Mont.	
%	Cowboy Shootout in Casper, Wyo.	
\$	MWC Tournament	
#	NIT	

2001-02

(22-9)	Steve McClain	
Nov. 3	SEATTLE STARS (ex.) W 130-67	
Nov. 11	EA SPORTS (ex.) W 107-76	
Nov. 13	at USC L 55-68	
Nov. 19	ARKANSAS-PINE BLUFF W 94-74	
Nov. 24	EASTERN KENTUCKY W 98-78	
Nov. 26	at Denver W 71-68	
Nov. 28	at Detroit L 57-73	
Dec. 1	CAL STATE FULLERTON W 86-71	
Dec. 6	CAL STATE NORTHRIDGE W 86-64	
Dec. 12	at Boise State L 74-77	
Dec. 15	vs. Montana State% W 82-69	
Dec. 19	INDIANA STATE W 72-58	
Dec. 22	ALASKA-ANCHORAGE W 85-67	
Dec. 29	PORTLAND STATE W 104-58	
Jan. 1	at Texas Tech L 84-90	
Jan. 5	at UNLV* W 69-59	
Jan. 12	COLORADO STATE* W 95-72	
Jan. 21	at San Diego State* W 88-85 (ot)	
Jan. 26	NEW MEXICO* W 79-67	
Jan. 28	AIR FORCE* W 83-76 (ot)	
Feb. 2	at Brigham Young* L 70-85	
Feb. 4	at Utah* W 56-46	
Feb. 9	at Colorado State* W 72-69 (ot)	
Feb. 16	UNLV* W 82-78	
Feb. 18	SAN DIEGO STATE* L 64-68	
Feb. 23	at Air Force* W 51-48	
Feb. 25	at New Mexico* L 65-74	
Feb. 28	BRIGHAM YOUNG* W 76-60	
March 2	UTAH* W 57-56	
March 7	vs. Air Force\$ W 69-67 (ot)	
March 9	vs. San Diego State\$ L 69-70	
March 14	vs. Gonzaga# W 73-66	
March 16	vs. Arizona# L 60-68	
%	Cowboy Shootout in Casper, Wyo.	
\$	MWC Tournament	
*	Conference Games	
#	NCAA Tournament	

2002-03

(21-11)	Steve McClain
Nov. 10	NORTHWEST ALL-STARS (Ex.) W 105-69
Nov. 16	EA SPORTS (Ex.) W 80-79
Nov. 23	DENVER W 85-65
Nov. 27	College of Charleston^ L 72-81
Nov. 29	Alaska Anchorage^ W 77-69
Nov. 30	Loyola Marymount^ W 72-65
Dec. 5	at Washington L 70-79
Dec. 9	BOISE STATE W 74-61
Dec. 12	INDIANA-PURDUE@FT. WAYNE W 73-62
Dec. 14	Texas Tech% W 67-62
Dec. 19	SOUTH CAROLINA W 77-63
Dec. 21	PRAIRIE VIEW A&M W 85-55
Dec. 28	DETROIT W 74-60
Dec. 30	at Indiana State W 69-57
Jan. 4	Montana State+ W 60-56
Jan. 8	SAVANNAH STATE W 112-77
Jan. 15	at Kansas L 70-98
Jan. 18	NEW MEXICO* W 85-81 (ot)
Jan. 20	AIR FORCE* W 46-44
Jan. 25	at Colorado State* W 79-77
Feb. 1	at UNLV* W 90-80
Feb. 3	at San Diego State* L 70-80
Feb. 8	BRIGHAM YOUNG* L 66-74
Feb. 10	UTAH* L 56-69
Feb. 15	at New Mexico* W 103-91
Feb. 17	at Air Force* W 64-57
Feb. 22	COLORADO STATE* W 62-60
March 1	SAN DIEGO STATE* L 73-86
March 3	UNLV* W 69-66
March 6	at Brigham Young* L 50-69
March 8	at Utah* L 70-86
March 13	vs. Colorado State\$ L 71-74
March 20	vs. EASTERN WASHINGTON# W 78-71

March 24	at North Carolina#	L	74-90
^	Great Alaska Shootout		
%	Cowboy Shootout in Casper, Wyo.		
+	In Billings, Mont.		
\$	MWC Tournament		
#	NIT		

2003-04

(11-17)	Steve McClain	
Nov. 1	EA SPORTS MIDWEST (ex.) W 97-87	
Nov. 8	EA SPORTS WEST (ex.) W 91-81	
Nov. 22	SOUTHERN ILLINOIS L 62-67	
Nov. 25	NORFOLK STATE W 84-42	
Nov. 29	MIDDLE TENNESSEE ST. W 84-63	
Dec. 3	at Kansas State L 67-80	
Dec. 6	WASHINGTON W 92-76	
Dec. 9	at California L 55-80	
Dec. 13	vs. Montana State% W 63-55	
Dec. 17	TENNESSEE STATE W 109-56	
Dec. 20	WINTHROP W 79-49	
Dec. 22	CREIGHTON L 61-66	
Jan. 3	DAYTON W 61-59	
Jan. 6	at Denver L 62-63	
Jan. 8	at Middle Tennessee State L 63-76	
Jan. 12	NEW MEXICO* W 82-77	
Jan. 17	at Utah* L 49-60	
Jan. 19	at Brigham Young* L 64-78	
Jan. 24	UNLV* L 62-76	
Jan. 26	SAN DIEGO STATE* W 79-71	
Jan. 31	at Colorado State* L 74-75 (ot)	
Feb. 7	at Air Force* L 71-83	
Feb. 9	at New Mexico* L 75-87	
Feb. 14	BRIGHAM YOUNG* L 53-67	
Feb. 16	UTAH* W 74-65	
Feb. 21	at San Diego State* L 66-74	
Feb. 23	at UNLV* L 80-95	
Feb. 28	COLORADO STATE* W 67-61	
March 6	AIR FORCE* L 47-52	
March 11	vs. Brigham Young\$ L 74-79	
%	Cowboy Shootout in Casper, Wyo.	
\$	MWC Tournament	

2004-05

(15-13)	Steve McClain	
Nov. 9	COLORADO SCHOOL OF MINES (Ex.) W 76-72 (1 ot)	
Nov. 13	COLORADO AT COLO. SPRINGS (Ex.) W 99-50	
Nov. 19	ALCORN STATE W 77-63	
Nov. 22	PRINCETON W 64-59 (2 ot)	
Nov. 27	TEXAS ARLINGTON W 86-79	
Nov. 30	at Arizona L 70-98	
Dec. 4	vs. Montana State# W 71-70	
Dec. 7	at Dayton L 57-62	
Dec. 11	Kansas State% L 61-64	
Dec. 18	at Creighton W 68-64	
Dec. 22	WASHINGTON STATE W 49-47	
Dec. 28	UNIVERSITY OF SAN DIEGO L 88-95	
Dec. 30	at Southern Illinois L 69-81	
Jan. 4	DENVER W 78-72	
Jan. 8	at New Mexico* L 75-89	
Jan. 10	INDIANA-PURDUE-FORT WAYNE W 100-59	
Jan. 15	UTAH* L 49-74	
Jan. 17	BYU* W 83-71	
Jan. 22	at San Diego State* W 88-81 (1ot)	
Jan. 24	at UNLV* L 67-79	
Jan. 29	COLORADO STATE* W 69-56	
Feb. 5	AIR FORCE* W 67-63 (1ot)	
Feb. 7	NEW MEXICO* W 81-71	
Feb. 12	at BYU* W 59-58	
Feb. 14	at Utah* L 62-71	
Feb. 19	UNLV* L 66-68	
Feb. 21	SAN DIEGO STATE* W 69-65	
Feb. 26	at Colorado State* L 94-96 (1ot)	
March 5	at Air Force* L 56-61	
March 10	vs. UNLV\$ L 63-70	
%	Cowboy Shootout in Casper, Wyo.	
\$	MWC Tournament	
*	Conference Games	
#	Home Games in CAPS	

RECORDS