



WESTERN WASHINGTON UNIVERSITY

WOMEN'S BASKETBALL

RECORD BOOK



UPDATED THROUGH 2022-23 SEASON

THE TRADITION CONTINUES

WESTERN BOASTS ONE OF THE NATION'S ELITE PROGRAMS...

Since the beginning of the modern era of women's basketball, Western has been synonymous with success, first in the Association for Intercollegiate Athletics for Women (AIAW), then the National Association of Intercollegiate Athletics (NAIA), and now in Division II of the National Collegiate Athletic Association (NCAA). WWU enters its 53rd varsity collegiate season in 2023-24.

HERE'S A LOOK AT SOME OF WESTERN'S ACCOMPLISHMENTS IN PROGRAM HISTORY:

- One of less than 20 women's basketball programs across all divisions to record 1,000 all-time victories.
- 48 post-season playoff appearances
- 19 NCAA Division II West Regional appearances in 22 seasons as NCAA member. Reached final four in 2000, 2013 and 2020. National Runners up in 2022.
- 37 20-win seasons
- Averaging over 21 wins per season
- 26 winning streaks of 10 or more games
- 17 first, second or third-team All-Americans
- Forward Jo Metzger (1977-81) named to NAIA National Hall of Fame
- Coach Lynda Goodrich (1971-90) named to NAIA National Hall of Fame
- Two coaches, Carmen Dolfo (667) and Lynda Goodrich (411) each with over 400 career wins



BACK-TO-BACK GNAC REGULAR-SEASON CHAMPIONS!

NCAA DIVISION II CHAMPIONSHIPS

The NCAA Division II Championships tournament was initiated in 1982 with 16 teams participating in the inaugural competition. After an unofficial play-in first round in 1993-94, the NCAA officially expanded the tournament from 32 to 48 teams in 1995, and from 48 to 64 teams in 2004.

The top two seeds in each of the eight regions receive first-round byes, and advance directly to the regional semifinals. The remaining four seeded teams in each region play first-round games at the regional site. Regional winners advance to the Elite Eight.

NCAA National Champions

1982 Cal Poly Pomona
 1983 Virginia Union
 1984 Central Missouri State
 1985 Cal Poly Pomona
 1986 Cal Poly Pomona
 1987 New Haven
 1988 Hampton
 1989 Delta State
 1990 Delta State
 1991 North Dakota State
 1992 Delta State
 1993 North Dakota State
 1994 North Dakota State
 1995 North Dakota State
 1996 North Dakota State
 1997 North Dakota
 1998 North Dakota
 1999 North Dakota
 2000 Northern Kentucky
 2001 Cal Poly Pomona
 2002 Cal Poly Pomona
 2003 South Dakota
 2004 California (PA)
 2005 Washburn
 2006 Grand Valley State
 2007 Southern Connecticut State
 2008 Northern Kentucky
 2009 Minnesota State
 2010 Emporia State
 2011 Clayton State
 2012 Shaw
 2013 Ashland
 2014 Bentley
 2015 California (PA)
 2016 Lubbock Christian
 2017 Ashland
 2018 Central Missouri
 2019 Lubbock Christian
 2020 No Tournament (COVID-19)
 2021 Lubbock Christian
 2022 Glenville State
 2023 Ashland

West Region Champions

1983 Cal Poly Pomona
 1984 Chapman
 1985 Cal Poly Pomona
 1986 Cal Poly Pomona
 1987 Cal Poly Pomona
 1988 Cal Poly Pomona
 1989 Cal Poly Pomona
 1990 Cal Poly Pomona
 1991 Cal Poly Pomona
 1992 Portland State
 1993 Cal Poly Pomona
 1994 Cal State San Bernardino
 1995 Portland State
 1996 Portland State
 1997 UC Davis
 1998 Seattle Pacific
 1999 Montana State Billings
2000 WESTERN WASHINGTON
 2001 Cal Poly Pomona
 2002 Cal Poly Pomona
 2003 Cal State Bakersfield
 2004 Seattle Pacific
 2005 Seattle Pacific
 2006 Chico State
 2007 UC San Diego
 2008 Alaska Anchorage
 2009 Alaska Anchorage
 2010 Seattle Pacific
 2011 Cal Poly Pomona
 2012 Alaska Anchorage
2013 WESTERN WASHINGTON
 2014 Cal Poly Pomona
 2015 Cal Baptist
 2016 Alaska Anchorage
 2017 California Baptist
 2018 Montana State Billings
 2019 Azusa Pacific
 2020 No Tournament (COVID-19)
 2021 Azusa Pacific
2022 WESTERN WASHINGTON
 2023 Cal State Dominguez Hills

AIAW REGION 9

From 1972 to 1982, the only national organization sponsoring women's collegiate competition was the Association for Intercollegiate Athletics for Women (AIAW). Competition and national qualifying was accomplished through 10 geographic units. Region 9 consisted of five states – Washington, Oregon, Idaho, Montana, and Alaska.

Regional Champions:

1972 Washington State
1973 WESTERN WASHINGTON
1974 WESTERN WASHINGTON
 1975 Boise State
 1976 Portland State
1977 WESTERN WASHINGTON
 1978 Washington
 1979 Oregon State
 1980 Idaho
 1981 Idaho
 1982 Idaho

NAIA DISTRICT 1

In 1982, the NAIA began sponsoring women's sports. The basic unit of NAIA competition and national qualifying was geographic districts. Western competed in District 1, which encompassed Washington, Alaska, northern Idaho, and British Columbia.

District Champions:

1982 Saint Martin's
1983 WESTERN WASHINGTON
 1984 Gonzaga
 1985 Gonzaga
1986 WESTERN WASHINGTON
 1987 Seattle
 1988 Central Washington
1989 WESTERN WASHINGTON
 1990 Simon Fraser
 1991 Simon Fraser
 1992 Simon Fraser
 1993 Simon Fraser

PACIFIC NORTHWEST REGION 1

During the shift from a district-based structure to one featuring conferences and regions, schools in the Pacific Northwest competed in a regional format in 1993-94. A one-year playoff format was devised, and competition between independent northwest NAIA schools was initiated.

Region Champion:

1994 Simon Fraser

POST-SEASON CHAMPIONS

PACIFIC NORTHWEST ATHLETIC CONFERENCE

Eight northwest colleges formed the Pacific Northwest Athletic Conference (PNWAC) in 1994. The conference initially consisted of Central Washington, Evergreen State, Lewis-Clark State, Puget Sound, Saint Martin's, Seattle, Simon Fraser and Western.

PNWAC Champions:

- 1995 Simon Fraser BC
- 1996 WESTERN WASHINGTON**
- 1997 Simon Fraser BC
- 1998 Simon Fraser BC

PACIFIC WEST CONFERENCE

In 1998, the PNWAC merged with the Pacific West Conference.

PacWest Champions:

- 1999 Montana State-Billings
- 2000 WESTERN WASHINGTON**
- 2001 Seattle Pacific

GREAT NORTHWEST ATHLETIC CONFERENCE

In 2001, 10 schools left the PacWest to form the Great Northwest Athletic Conference. Humboldt State left in 2006 and Montana State Billings joined in 2007. Concordia (OR) made it an 11-member conference before the school was shut down in 2020.

- 2002 WESTERN WASHINGTON**
- 2003 Seattle Pacific
- 2004 Seattle Pacific
- 2005 Seattle Pacific
- 2006 WESTERN WASHINGTON**
- 2007 Seattle Pacific
- 2008 Seattle Pacific
- 2009 Seattle Pacific
- Alaska Anchorage
- 2010 Seattle Pacific
- 2011 Alaska Anchorage (postseason)**
WESTERN WASHINGTON (regular season)
- 2012 Alaska Anchorage (postseason)
Alaska Anchorage (regular season)
- 2013 WESTERN WASHINGTON (postseason)**
WESTERN WASHINGTON (regular season)
- 2014 WESTERN WASHINGTON (postseason)**
Montana State-Billings (regular season)
- 2015 Alaska Anchorage (postseason)
Alaska Anchorage (regular season)
- 2016 Alaska Anchorage (postseason)
Alaska Anchorage (regular season)
- 2017 Alaska Anchorage (postseason)
Alaska Anchorage (regular season)
- 2018 Montana State Billings (postseason)
Alaska Anchorage/Northwest Nazarene (regular season)
- 2019 Northwest Nazarene (postseason)
Alaska Anchorage (regular season)
- 2020 Alaska Anchorage (postseason)
Alaska Anchorage (regular season)
- 2021 No Champion - Covid 19
- 2022 Central Washington (postseason)**
WESTERN WASHINGTON (regular season)
- 2023 WESTERN WASHINGTON (postseason)**
WESTERN WASHINGTON (regular season)

2013



2014



BACK-TO-BACK GNAC TOURNAMENT CHAMPIONS!

AIAW REGION 9 PLAYOFFS

1971-72

Washington State (lost)

1972-73

Washington State (won 48-46)

1973-74

Central Washington (won 68-50)

Southern Oregon (won 80-52)

Simon Fraser (won 57-52)

Washington State (won 39-37)

1974-75

Eastern Oregon (won 75-40)

Boise State (lost 60-57)

Portland State (lost 70-54)

Central Washington (won 69-53)

1975-76

Central Washington (won 77-58)

Portland State (lost 68-54)

Alaska Anchorage (won 74-48)

Montana State (won 64-61)

1976-77

Montana State (won 70-52)

Boise State (won 76-68)

1977-78

Oregon (lost 71-57)

Boise State (won 75-58)

1979-80

Alaska Fairbanks (won 82-63)

Idaho (lost 68-56)

1980-81

Lewis-Clark State (won 83-68)

Great Falls (lost 78-77 OT)

Seattle (won 80-78)

1981-82

Great Falls (won 66-60 OT)

Idaho (lost 62-60)

Lewis-Clark State (lost 64-61)

AIAW NATIONAL TOURNAMENT

1972-73

East Carolina (won 55-51)

Immaculata (lost 66-53)

1973-74

Cal State Fullerton (lost 58-40)

East Stroudsburg (won 81-59)

Indiana (lost 50-44)

1976-77

Louisiana State (lost 91-53)

St. Joseph's (lost 97-51)^{consolation}

NAIA DISTRICT 1 PLAYOFFS

1982-83

Whitworth (won 67-52)

Puget Sound (won 69-57)

1983-84

Seattle (won 67-56)

Gonzaga (lost 70-58)

1984-85

Central Washington (won 78-72)

Gonzaga (lost 76-64)

1985-86

Central Washington (won 85-48)

Gonzaga (lost 83-70)

Gonzaga (won 74-53)

Gonzaga (won 70-69)

1986-87

Puget Sound (lost 72-67)

1987-88

Seattle (won 55-52)

Central Washington (won 88-79)

Central Washington (lost 79-75)

Central Washington (lost 77-76)

1988-89

Seattle Pacific (won 69-63)

Simon Fraser (won 59-57)

Simon Fraser (won 77-60)

1989-90

Seattle Pacific (won 85-58)

Simon Fraser (lost 76-52)

Simon Fraser (lost 68-62)

1990-91

Saint Martin's (won 70-55)

Simon Fraser (lost 84-72)

1991-92

Saint Martin's (won 65-54)

Simon Fraser (lost 78-57)

1992-93

Simon Fraser (lost 74-46)

NAIA PACIFIC NORTHWEST REGION 1 PLAYOFF

1993-94

Saint Martin's (lost 81-75)

PACIFIC NORTHWEST ATHLETIC CONFERENCE PLAYOFF

1994-95

Puget Sound (won 100-57)

Simon Fraser (lost 68-62)

1995-96

Saint Martin's (won 86-65)

Simon Fraser (won 67-55)

1996-97

Saint Martin's (won 83-52)

Lewis-Clark State (lost 78-70)

1997-98

Evergreen State (won 73-39)

Lewis-Clark State (won 59-57)

Simon Fraser (lost 68-56)

NAIA AREA I PLAYOFF

1982-83

Biola CA (lost 77-67)

NAIA BI-DISTRICT I PLAYOFF

1985-86

Portland (won 84-55)

1988-89

Concordia-OR (won 74-65)

NAIA NATIONAL TOURNAMENT

1985-86

Cumberland (won 72-54)

Louisiana College (lost 83-75)

quarterfinals

1988-89

Minnesota-Duluth (won 89-73)

Southern Nazarene OK

(lost 92-68)

quarterfinals

1995-96

Northwestern Oklahoma

(won 70-67 OT)

Montevallo (won 71-67)

2nd round

Union (lost 92-76)

quarterfinals

1997-98

Findlay (lost 76-69)

PACIFIC WEST CONFERENCE TOURNAMENT

1998-99

Seattle Pacific (won 68-66)

Montana St. Billings (lost 63-59)

GREAT NORTHWEST ATHLETIC CONFERENCE TOURNAMENT

2010-11 (Games in Bellingham)

Simon Fraser (won 73-60)

Montana St. Billings (won 76-49)

Alaska Anchorage (lost 68-67)

2011-12 (at Lacey)

Northwest Nazarene (won 66-54)

Alaska Anchorage (lost 67-52)

2012-13 (at Lacey)

Northwest Nazarene (won 60-49)

Simon Fraser (won 60-40)

2013-14 (at Lacey)

Saint Martin's (won 81-71)

Simon Fraser (won 78-74)

2014-15 (at Billings, MT)

Central Washington (won 51-40)

Seattle Pacific (won 72-67 OT)

Alaska Anchorage (lost 71-58)

2015-16 (at Lacey, WA)

Montana St. Billings (lost 78-60)

2016-17 (at Lacey, WA)

Central Washington (won 73-61)

Alaska Anchorage (lost 79-70)

2018-19 (at Bellingham, WA)

Simon Fraser (won 72-69)

Northwest Nazarene (lost 83-78)

2019-20 (at Seattle, WA)

Montana St. Billings (won 69-54)

Northwest Nazarene (won 66-63)

Alaska Anchorage (lost 89-68)

2021-22 (at Lacey, WA)

Saint Martin's (won 60-54)

Montana St. Billings (won 69-63)

Central Washington (lost 57-46)

2022-23 (at Bellingham, WA)

Central Washington (won 58-53)

Montana St. Billings (won 76-71)

NCAA II WEST REGIONAL

1998-99 (Davis, CA)

Seattle Pacific (won 77-69 OT)

Montana St. Billings (lost 70-48)

1999-2000 (Pomona, CA)

Alaska Anchorage (won 78-59)

Cal Poly Pomona (won 84-66)

2000-01 (Pomona, CA)

Central Washington (won 74-66)

Cal Poly Pomona (lost 91-85)

2001-02 (Pomona, CA)

Sonoma State (won 71-60)

Cal Poly Pomona (lost 71-70)

2002-03 (Seattle, WA)

Northwest Nazarene (lost 83-79)

2003-04 (Seattle, WA)

Sonoma State (won 85-71)

Seattle Pacific (lost 80-66)

semifinal

2004-05 (Seattle, WA)

Cal St. Dom. Hills (won 82-74 OT)

Chico State (lost 85-75)

2005-06 (Bellingham, WA)

Northwest Nazarene (won 66-54)

Seattle Pacific (lost 70-50)

2006-07 (La Jolla, CA)

UC San Diego (lost 78-45)

2008-09 (Seattle, WA)

Humboldt State (lost 74-64)

2009-10 (Seattle, WA)

Chico State (lost 79-68)

2010-11 (Pomona, CA)

Alaska Anchorage (lost 55-48)

2011-12 (La Jolla, CA)

Cal State Monterey Bay (won 65-58)

UC San Diego (lost 81-66)

2012-13 (Bellingham, WA)

Academy of Art (won 70-50)

Cal State Monterey Bay (won 71-63)

Simon Fraser (won 75-58)

2013-14 (Pomona, CA)

Simon Fraser (lost 77-70)

2016-17 (Anchorage, AK)

Cal State East Bay (won 74-48)

California Baptist (lost 80-68)

2019-20 (Honolulu, HI)

Qualified - no tournament due to

COVID-19 Pandemic

2021-22 (Hayward, CA)

Alaska Anchorage (won 76-64)

Central Washington (won 64-58)

Cal State East Bay (won 73-59)

2022-23 (Carson, CA)

Azusa Pacific (lost 71-53)

NCAA II ELITE EIGHT

1999-2000 (Pine Bluff, AR)

Slippery Rock (won 84-67)

Northern Kentucky (lost 80-74)

2012-13 (San Antonio, TX)

Nova Southeastern (won 80-76 OT)

Ashland (lost 66-54)

2021-22 (Birmingham, AL)

Valdosta State (won 58-55)

North Georgia (won 74-68)

Glennville State (lost 85-72)

COACHES RECORDS



Lynda Goodrich



Sara (Nichols) Chiabai



Carmen Dolfo

YEAR-BY-YEAR

SEASON	COACH	WIN/LOSS	PCT.
1972	Lynda Goodrich	19 - 1	.950
1973	Lynda Goodrich	24 - 4	.857
1974	Lynda Goodrich	22 - 5	.815
1975	Lynda Goodrich	18 - 10	.643
1976	Lynda Goodrich	20 - 4	.833
1977	Lynda Goodrich	21 - 7	.750
1978	Lynda Goodrich	16 - 13	.552
1979	Lynda Goodrich	16 - 9	.640
1980	Lynda Goodrich	24 - 3	.889
1981	Lynda Goodrich	23 - 6	.793
1982	Lynda Goodrich	19 - 10	.655
1983	Lynda Goodrich	21 - 10	.677
1984	Lynda Goodrich	25 - 4	.862
1985	Lynda Goodrich	23 - 5	.821
1986	Lynda Goodrich	25 - 8	.758
1987	Lynda Goodrich	17 - 10	.630
1988	Lynda Goodrich	22 - 9	.710
1989	Lynda Goodrich	30 - 5	.857
1990	Lynda Goodrich	26 - 4	.867
1991	Carmen Dolfo	21 - 7	.750
1992	Carmen Dolfo	20 - 12	.625
1993	Carmen Dolfo	14 - 15	.483
1994	Carmen Dolfo	20 - 9	.690
1995	Carmen Dolfo	21 - 8	.724
1996	Carmen Dolfo	26 - 7	.788
1997	Carmen Dolfo	18 - 8	.686
1998	Carmen Dolfo	21 - 9	.700
1999	Carmen Dolfo	23 - 7	.767
2000	Carmen Dolfo	27 - 4	.871
2001	Carmen Dolfo	21 - 8	.724

SEASON	COACH	WIN/LOSS	PCT.
2002	Carmen Dolfo	24 - 5	.828
2003	Carmen Dolfo	22 - 6	.786
2004	Sara Nichols	21 - 8	.724
2005	Carmen Dolfo	24 - 5	.828
2006	Carmen Dolfo	27 - 2	.931
2007	Carmen Dolfo	18 - 10	.643
2008	Carmen Dolfo	9 - 21	.300
2009	Carmen Dolfo	19 - 9	.679
2010	Carmen Dolfo	23 - 5	.821
2011	Carmen Dolfo	26 - 4	.867
2012	Carmen Dolfo	22 - 8	.733
2013	Carmen Dolfo	29 - 4	.878
2014	Carmen Dolfo	19 - 10	.655
2015	Carmen Dolfo	21 - 9	.700
2016	Carmen Dolfo	20 - 9	.690
2017	Carmen Dolfo	26 - 6	.813
2018	Carmen Dolfo	12 - 16	.429
2019	Carmen Dolfo	17 - 13	.567
2020	Carmen Dolfo	22 - 9	.710
2021	Carmen Dolfo	6-0	1.000
2022	Carmen Dolfo	25-6	.806
2023	Carmen Dolfo	24-4	.857

CAREER

COACH	SEASONS	YEARS	WIN/LOSS	PCT.
Carmen Dolfo	32	1990 - 2003 2004 -	667 - 255	.723
Lynda Goodrich	19	1971 - 90	411 - 127	.764
Sara Nichols	1	2003 - 04	21 - 8	.724
TOTALS	52		1099 - 390	.738

INDIVIDUAL - GAME

Most Points	42
Gina Sampson vs. Western Oregon 12/9/95	
Most Points Half	27
Taylor Peacocke at Simon Fraser 1/17/17	
Most Field Goals	18
Gina Sampson vs. Western Oregon 12/9/95	
Most Field Goals Attempted	30
Joni Slagle vs. Portland State OR 2/7/76	
Most Consecutive Field Goals	12
Jo Metzger vs. Central Washington 12/9/77	
Katrina Gimmaka vs. UAA/UAF	11
12/29/22-12/31/22	
Best FG Pct. (Min. 10 att.)	.917 (11-12)
April Saunders vs. British Columbia 12/15/95	
Celeste Hill vs. UC-Riverside 11/23/98	
Best FG Pct. (without miss)	1.000 (10-10)
Lisa Berendsen vs. Seattle Pacific WA 12/18/99	
Most 3-pt. Field Goals Made	8
Jodie Kaczor vs. Western New Mexico 2/10/01	
Jodie Kaczor vs. Alaska Fairbanks 2/17/01	
Corinn Waltrip vs. Seattle Pacific 2/16/13	
Katie Colard at Northwest Nazarene 2/6/14	
Most 3-pt. Field Goals Attempted	16
Dani Iwami vs. Seattle Pacific 1/11/18	
Best 3-pt. FG Pct. (with miss)	.857 (6-7)
Erica Porter vs. Central Washington 1/6/90	
K.C. Mattingly vs. Whitman WA 1/27/95	
Kristin Schramm vs. Alaska Fairbanks 1/12/12	
Best 3-pt. FG Pct. (w/o miss)	1.000 (6-6)
Stacey Miller vs. Westmont CA 11/30/02	
Jodi Gerald vs. Central Washington 2/24/05	
Most Free Throws Made	16
Tina Donahue vs. Warner Pacific OR 11/27/04	
Most Free Throws Attempted	17
Joni Slagle vs. Washington 3/4/76	
Gina Sampson vs. UAF 12/20/94	
Jessica Summers vs. Washburn 12/16/09	
Best Free Throw Percentage	1.000 (16-16)
Tina Donahue vs. Warner Pacific OR 11/27/04	
Best Free Throw Pct. (with miss)	.929 (13-14)
Jenn McGillivray vs. Alaska Fairbanks 2/21/04	
Most Rebounds	25
Gina Sampson vs. Puget Sound WA 2/28/95	
Most Rebounds Half	22
Gina Sampson vs. Puget Sound 2/28/95	
Most Assists	16
Tamalyn Nigretto vs. LCSC 1/18/80	
Most Steals	11
Tamalyn Nigretto vs. Sac State 12/18/79	
Most Blocked Shots	9
Keri Worley vs. Central Washington 1/17/75	
Anne Cooper vs. Chico State 12/18/84	
Sonoma State 12/31/84	
Most Turnovers	14
Tamalyn Nigretto vs. Simon Fraser 1/14/79	

INDIVIDUAL - SEASON

Most Points	745
Taylor Peacocke 2016-17	
Best Average	23.3
Taylor Peacocke 2016-17	
Most Field Goals Made	258
Jo Metzger 1980-81	
Most Field Goals Att.	530
Taylor Peacocke 2016-17	
Best Field Goal Pct.	.676 (140-207)
Lisa Berendsen 1999-00	
Most 3-pt. Field Goals Made	91
Amanda Dunbar, 2009-10	
Most 3-pt. Field Goals Att.	221
K.C. Mattingly, 1995-96	
Best 3-pt. Field Goal Pct.	.467 (91-195)
Amanda Dunbar 2009-10	
Most Consecutive 3-pt. Field Goals	10
Amanda Dunbar 2009-10	
Most Free Throws Made	159
Taylor Peacocke 2016-17	
Most Free Throws Att.	191
Anna Rabel 1988-89	
Best Free Throw Pct.	.917 (66-72)
Katie Colard 2014-15	
Most Consecutive Free Throws	27
Erica Porter 1987-88, Corinn Waltrip 2011-12, Katie Colard 2014-15	
Most Rebounds	425
Gina Sampson 1995-96	
Best Rebound Avg.	12.9
Gina Sampson 1995-96	
Most Assists	233
Tamalyn Nigretto 1979-80	
Best Assist Avg.	8.6
Tamalyn Nigretto 1979-80	
Most Blocked Shots	114
Anne Cooper 1984-85	
Best Block Average	4.1
Anne Cooper 1984-85	
Most Steals	140
Charmon Odle 1974-75	
Best Steal Average	5.0
Charmon Odle 1974-75	
Most Turnovers	149
Joni Slagle 1976-77	
Most Fouls	122
Gina Sampson 1995-96	
Most Disqualifications	12
Gina Sampson 1995-96	
Most Games Played	35
Kerri Browitt 1988-89, Cim Hanson 1988-89	
Katie Kennedy 1988-89, Alayna Keppler 1988-89, Donna Monette 1988-89, Erica Porter 1988-89, Anna Rabel 1988-89	
Most Minutes Played	1114
Taylor Peacocke 2016-17	
Most Triple-Doubles	1
Tamalyn Nigretto 1979-80, Addy Johnson 1994-95, Trishi Williams 2012-13	
Most Double-Doubles	21
Gina Sampson 1995-96	

INDIVIDUAL - CAREER

Most Points	1990
Jo Metzger 1977-81	
Best Average	18.6
Joni Slagle 1975-77	
Most Field Goals Made	825
Jo Metzger 1977-81	
Most Field Goals Att.	1691
Jo Metzger 1977-81	
Best Field Goal Pct.	.660 (235-356)
Lisa Berendsen 1998-2000	
Most 3-pt. Field Goals Made	258
Katie Colard 2011-15	
Most 3-pt. Field Goals Att.	713
Katie Colard 2011-15	
Best 3-pt. Field Goal Pct.	.443 (155-350)
Stacey Miller 2000-03	
Most Free Throws Made	429
Jenn McGillivray 2000-04	
Most Free Throws Att.	584
Jenn McGillivray 2000-04	
Best Free Throw Pct.	.861 (167-194)
Katie Colard 2011-15	
Most Rebounds	1277
Gina Sampson 1992-96	
Best Rebound Avg.	10.9
Joni Slagle 1975-1977	
Gina Sampson 1992-96	
Most Assists	535
Cheryl Boxx 1981-85	
Best Assist Average	5.4
Tamalyn Nigretto 1976-77, 1978-80	
Most Steals	295
Charmon Odle 1973-76	
Best Steal Average	3.7
Charmon Odle 1973-76	
Most Blocked Shots	322
Anne Cooper 1982-86	
Best Block Average	2.8
Anne Cooper 1982-86	
Most Games Played	126
Emma Duff 2017-22, Gracie Castaneda 2017-22	
Most Personal Fouls	404
Gina Sampson 1992-96	
Most Consecutive Games Scoring 10 or more points	51
Jo Metzger 1979-81	
Most Minutes Played	3811
Erica Porter 1987-91	
Most Consecutive Games Started	118
Allison Hull 1991-95	
Most Triple-Doubles	1
Tamalyn Nigretto 1979-80	
Addy Johnson 1994-95	
Trishi Williams 2012-13	
Most Double-Doubles	56
Gina Sampson 1992-96	
Most Consecutive Games Making One or more 3-pt. Field Goals	33
Katie Colard 2013-14	

RECORDS

TEAM - GAME

Most Points vs. Sheldon Jackson (126-59) 12/21/87	126
Least Points vs. Boise State (62-30) 1/15/77	30
Least Points Against vs. Portland State (68-22) 1973-74	22
Most Points Half vs. Sheldon Jackson 12/21/87	67
Least Points Against-Half vs. Evergreen 12/19/98 vs. Alaska Fairbanks 2/26/09	6
Most Points Against vs. Seattle (100-79) 2/12/80	100
Biggest Winning Margin vs. Sonoma State (117-43) 12/21/84	74
Biggest Losing Margin vs. Portland (99-49) 1/16/82	50
Most Field Goals Made vs. Sonoma State 12/21/84	57
Most Field Goals Att. vs. Washington 2/3/76	107
Best Field Goal Pct. vs. Evergreen State (41-57) 12/13/04	.719
Worst Field Goal Pct. vs. Boise State (10-63) 1/28/77	.159
Most 3-pt. Field Goals Made vs. Alaska Fairbanks 1/26/23	18
Most 3-pt. Field Goals Att. vs. Alaska Fairbanks 1/26/23	35
Best 3-pt. Field Goal Pct. .875 vs. Saint Martin's WA (7-8) 1/23/97 1.000 vs. Concordia OR (3-3) 12/15/89 .833 vs. Central Washington (10-12) 2/24/05	
Most Free Throws Made vs. Seattle U. 12/4/04	37
Most Free Throws Att. vs. Seattle U. 12/4/04	50
Best Free Throw Pct. (with miss) vs. Saint Martin's WA (28-29) 2/13/99	.966
Best Free Throw Pct. (without miss) vs. Montana St. Billings (16-16) 1/24/09	1.000
Most Rebounds vs. Oregon State 1/8/77	89
Most Assists vs. British Columbia 1973-74	46
Most Turnovers vs. Sacramento State 12/20/78	44
Most Personal Fouls vs. Lewis Clark State 2/3/95 vs. Louisiana St. 3/23/77 (Minneapolis, MN)	35
Most Steals vs. Alaska Anchorage 1975-76 Whitman 11/21/97	29
Most Blocked Shots vs. SUNY-New Paltz 1/2/91	15
Most Overtimes vs. Seattle Pacific 2/7/84 (lost 83-77) vs. Simon Fraser 2/6/99 (lost 75-73)	2

Least Turnovers vs. Montana State Billings 3/4/10 vs. Montana State Billings 1/30/14	6
--	---

TEAM - SEASON

Most Wins 1988-89	30 (30-5)
Best Winning Pct. 2005-06	.931 (27-2)
Most Losses 2007-08	21 (9-21)
Least Losses 1971-72	1 (19-1)
Least Wins 2007-08	9 (9-21)
Lowest Winning Pct. 2007-08	.300 (9-21)
Most Points 1988-89	2783
Least Points 1973-74	1592
Most Points Against 1995-96	2100
Least Points Against 1973-74	1230
Highest Scoring Avg. 1989-90	80.3
Lowest Scoring Avg. 1973-74	59.0
Highest Scoring Avg. Against 2007-08	66.9
Lowest Scoring Avg. Against 1973-74	45.6
Highest Scoring Margin 2005-06	21.6
Most Field Goals Made 1988-89	1096
Most Field Goals Att. 1988-89	2355
Best Field Goal Pct. 1979-80	.491 (886-1804)
Most 3-pt. Field Goals Made 2010-11	209
Most 3-pt. Field Goals Att. 2010-11	583
Best 3-pt. Field Goal Pct. 2000-01	.409 (204-499)
Most Free Throws Made 1988-89	547
Most Free Throws Att. 1988-89	841
Best Free Throw Pct. 2009-10	.800 (532-665)
Most Rebounds 1988-89	1579
Best Rebound Avg. 1975-76	59.0
Most Assists 1988-89	717
Best Assist Avg. 1979-80	24.9

Most Turnovers 1977-78	826
Most Steals 1988-89	485
Best Steal Avg. 1981-82	15.8
Most Blocked Shots 1984-85	211
Most Personal Fouls 1995-96	671
Most Disqualifications 1995-96	27
Longest Winning Streak 2005-06	21
Longest Losing Streak 2007-08	8
Longest Home Court Winning Streak 1983-86	29
Longest Regular Season Home Winning Streak 1983-86	27

SEASON LEADERS

SCORING AVERAGE

YEARS	TOTAL	AVG	
Taylor Peacocke	2016-17	745	23.3
Jo Metzger	1980-81	630	21.7
Joni Slagle	1976-77	543	20.1
Jo Metzger	1979-80	470	18.1
Gina Sampson	1995-96	576	17.5
Amanda Dunbar	2009-10	486	17.4
Celeste Hill	1999-00	509	17.0
Joni Slagle	1975-76	408	17.0
Carmen Dolfo	1985-86	539	16.8
Taylor Peacocke	2015-16	471	16.8
Kelli Kuiken	1986-87	448	16.6
Jo Metzger	1977-78	479	16.5
Gina Sampson	1994-95	479	16.5
Jessica Summers	2009-10	445	16.5
Jo Metzger	1978-79	411	16.4
Anna Rabel	1988-89	562	16.1

REBOUNTING AVERAGE

YEARS	TOTAL	AVG	
Gina Sampson	1995-96	425	12.9
Kathy Hemion	1973-74	331	12.3
Jan Johnston	1979-80	323	12.0
Joni Slagle	1976-77	306	11.3
Keri Worley	1975-76	268	11.2
Gina Sampson	1994-95	318	11.0
Keri Worley	1976-77	293	10.5
Joni Slagle	1975-76	251	10.5
Gina Sampson	1993-94	296	10.2
Bethany Ryals	1974-75	279	10.0
Jan Johnston	1978-79	251	10.0

ASSISTS AVERAGE

YEARS	TOTAL	AVG	
Tamalyn Nigretto	1979-80	233	8.6
Kathy Hemion	1973-74	150	5.6
Charmon Odle	1975-76	133	5.5
Kristy Eggen	2002-03	149	5.3
Dee Dee Molner	1975-76	119	5.2
Sara Nichols	1998-99	154	5.1
Erica Porter	1990-91	142	5.1
Dee Dee Molner	1976-77	139	5.0
Nancy Darrow	1991-92	155	4.8
Sara Nichols	1999-00	150	4.8
Cheryl Boxx	1984-85	134	4.8
Tamalyn Nigretto	1978-79	117	4.7
Cheryl Boxx	1981-82	134	4.6
Jenni White	2013-14	134	4.6
Susie Miller	1981-82	132	4.6
Anyaa Aardahl	1986-87	124	4.6

STEALS AVERAGE

YEARS	TOTAL	AVG	
Charmon Odle	1974-75	140	5.0
Tamalyn Nigretto	1979-80	119	4.4
Kathy Hemion	1973-74	107	4.0
Alayna Keppler	1989-90	105	3.6
Tamalyn Nigretto	1978-79	85	3.4
Dee Dee Molner	1974-75	93	3.3
Kym Cummings	1980-81	92	3.2
Bethany Ryals	1974-75	90	3.2
Charmon Odle	1975-76	74	3.1
Gina Sampson	1995-96	98	3.0
Nancy Darrow	1990-91	81	3.0
Charmon Odle	1973-74	81	3.0
Joni Slagle	1975-76	73	3.0

FIELD GOAL PCT. (MIN. 5 ATT. PER GAME)

YEARS	TOTAL	AVG	
Lisa Berendsen	1999-00	140-207	.676
Ana Tuiaea	1993-94	127-196	.648
Lisa Berendsen	1998-99	95-149	.638
Anna Schwecke	2019-20	149-244	.611
Jan Johnston	1978-79	124-204	.608
Jan Johnston	1979-80	157-259	.606
Britt Harris	2012-13	185-315	.587
Susan Rodgers	2002-03	178-304	.586
Britt Harris	2011-12	120-207	.580
Katrina Gimmaka	2022-23	120-207	.580
Brooke Walling	2022-23	155-268	.578
Jenn McGillivray	2002-03	114-198	.576
Anna Schwecke	2018-19	141-249	.566
Susan Rodgers	2001-02	116-206	.563
Chris Garrison	1988-89	81-146	.555
Tessa DeBoer	2001-02	91-165	.552
Lauren Hefflin	2010-11	153-278	.550
Tessa DeBoer	2003-04	157-286	.549
Jenn McGillivray	2000-01	124-227	.546
Jan Johnston	1977-78	108-200	.540
Kelly Dykstra	2005-06	128-237	.540
Tia Briggs	2015-16	91-169	.538
Trishi Williams	2011-12	104-194	.538
Kayla Bernsen	2015-16	144-269	.535
Tia Briggs	2016-17	167-314	.532
Lori deKubber	1984-85	153-288	.531
Kayla Bernsen	2014-15	144-273	.527
Cim Hanson	1988-89	196-373	.526
Tia Briggs	2013-14	113-215	.526
Celeste Hill	1999-00	199-379	.525
Gina Sampson	1994-95	189-360	.525
Courtney Clapp	2005-06	153-292	.524
Anna Schwecke	2017-18	94-180	.522
Cindy Pancierzewski	1984-85	141-271	.520

SEASON LEADERS

FREE THROW PCT. (MIN. 2 ATT. PER GAME)

Katie Colard	2014-15	66-72	.917
Briana Abrahamsen	1998-99	85-93	.914
Corinn Waltrip	2011-12	62-68	.912
Hannah Stipanovich	2016-17	74-83	.892
Kiana Gandy	2016-17	71-80	.888
Taylor Peacocke	2014-15	93-107	.869
Tina Donahue	2004-05	124-143	.867
Taylor Peacocke	2015-16	69-80	.863
Anna Schwecke	2019-20	95-111	.856
Taylor Peacocke	2016-17	159-187	.850
Jodie Kaczor	2001-02	68-80	.850
Truitt Reilly	2022-23	52-62	.839
Willow Cabe	2009-10	74-89	.831
Devin Dykstra	2004-05	88-106	.830
Erica Porter	1988-89	57-69	.826
Katie Colard	2013-14	71-86	.826
Taylor Peacocke	2013-14	84-102	.824
Bonna Schibret	1979-80	60-73	.822
Emma Duff	2021-22	114-139	.820
Erica Porter	1990-91	56-69	.812
Jo Metzger	1979-80	94-116	.810
Heidi Van Brocklin	1997-98	64-79	.810
Jodie Kaczor	2000-01	59-73	.808
Celeste Hill	1999-00	100-124	.806
Amanda Dunbar	2007-08	110-137	.803

3-POINT PCT. (MIN 2 ATT. PER GAME)

Heidi Van Brocklin	1997-98	36-76	.474
Nicole Krell	1996-97	26-55	.473
Amanda Dunbar	2009-10	91-195	.467
Stacey Miller	2002-03	57-123	.463
Marelle Moehrle	2008-09	49-111	.441
Taylor Peacocke	2015-16	34-78	.436
Stacey Miller	2000-01	44-101	.436
Taylor Peacocke	2016-17	86-200	.430
Stacey Miller	2001-02	54-126	.429
Briana Abrahamsen	1998-99	54-126	.429
Erica Porter	1989-90	56-131	.428
Jodie Kaczor	2000-01	79-185	.427
Mason Oberg	2022-23	42-99	.424
Tina Donahue	2005-06	44-104	.423
Corinn Waltrip	2012-13	74-176	.420
Maddy Grandbois	2022-23	31-75	.413
Willow Cabe	2009-10	34-83	.410
Aleisha Hathaway	2015-16	36-88	.409
Mollie Stelmack	2006-07	67-164	.409
Jodie Kaczor	1999-00	44-109	.404
Erica Porter	1987-88	23-57	.404
Briana Abrahamsen	2000-01	30-75	.400
Ashley Fenimore	2009-10	33-83	.398
Megan Pinske	2010-11	33-83	.398

BLOCKED SHOTS AVERAGE

Anne Cooper	1984-85	114	4.1
Kayla Bensen	2015-16	88	3.0
Krystal Robinson	2006-07	81	2.9
Susan Rodgers	2002-03	77	2.8
Anne Cooper	1985-86	88	2.7
Anne Cooper	1983-84	74	2.6
Krystal Robinson	2004-05	73	2.5
Tracy Johnson	1993-94	70	2.4
Keri Worley	1975-76	53	2.3
Claudia Haaker	1974-75	52	2.3
Gina Sampson	1995-96	72	2.2
Dina von Hahn	1980-81	52	1.9
Sarah Hill	2013-14	52	1.8
Brooke Walling	2022-23	50	1.8
Kayla Bensen	2014-15	51	1.7
Susan Rodgers	2001-02	49	1.7
Anne Cooper	1982-83	46	1.7
Chris Garrison	1990-91	28	1.7
Celeste Hill	1999-00	48	1.6



Emma Duff

POINTS

	YEARS	GAMES	TOTAL	AVG
Jo Metzger	1977-81	109	1990	18.3
Taylor Peacocke	2013-17	119	1940	16.3
Gina Sampson	1992-96	120	1786	14.9
Celeste Hill	1996-00	114	1658	14.5
Amanda Dunbar	2007-11	115	1654	14.4
Cim Hanson	1987-91	122	1475	12.1
Jenn McGillivray	2000-04	113	1432	12.7
Lori deKubber	1981-85	117	1408	12.0
Amanda Olsen	1996-00	116	1367	11.8
Emma Duff	2017-22	126	1346	10.7
Shannon Grandbois	1992-97	114	1335	11.7
Cindy Panczewski	1981-85	115	1298	11.3
Katie Colard	2011-15	122	1207	9.9
Kris Keltner	1983-87	117	1195	10.2
Tina Donahue	2002-06	111	1191	10.7
Jan Johnston	1976-80	105	1164	11.1
Erica Porter	1987-91	122	1147	9.4
Tessa DeBoer	2000-04	112	1134	10.1
Anna Rabel	1986-89	91	1128	12.4
Alissia Lumpkin	1989-93	116	1123	9.7
Tia Briggs	2013-17	112	1116	10.0
Corinn Waltrip	2009-13	120	1087	9.1
Alayna Keppler	1986-90	97	1073	11.1
Claire Pallansch	2005-09	113	1050	9.3
Charmon Odle	1973-76	79	1038	13.1
Kiana Gandy	2013-17	120	1023	8.5
Kayla Bernsen	2011-16	122	1021	8.4
Kerri Browitt	1986-90	122	1013	8.3

REBOUNDS

Gina Sampson	1992-96	120	1277	10.6
Keri Worley	1975-79	106	1051	9.9
Jan Johnston	1976-80	105	1050	10.0
Kathy Hemion	1971-74	73	959	13.1
Jo Metzger	1977-81	109	929	8.5
Cindy Panczewski	1981-85	115	909	7.9
Cim Hanson	1987-91	122	890	7.3
Anne Cooper	1982-86	117	795	6.8
Claire Pallansch	2005-09	113	772	6.8
Celeste Hill	1998-00	114	752	6.6
Alayna Keppler	1986-90	97	752	8.2
Emma Duff	2017-22	126	730	5.8
Sara Nichols	1996-00	116	703	6.1
Alissia Lumpkin	1992-93	116	682	5.9
Kayla Bernsen	2011-16	122	681	5.6
Kerri Browitt	1986-90	122	680	5.6

ASSISTS

Cheryl Boxx	1981-85	117	535	4.6
Kerri Browitt	1986-90	122	452	3.7
Sara Nichols	1998-00	116	448	3.9
Dee Dee Molner	1973-77	104	438	4.2
Tamalyn Nigretto	1976-77 1978-80	79	430	5.4
Erica Porter	1987-91	122	426	3.5
Kristy Eggen	1994-97 2002-03	116	412	3.6
Susie Miller	1980-84	93	397	4.3
Samantha Hubbard	2002-06	115	382	3.3
Amanda Dunbar	2007-11	115	356	3.1
Lori deKubber	1981-85	117	345	2.9
Lexie Bland	2016-20	114	344	3.0
Shelly Bruns	1982-86	121	333	2.8
Corinn Waltrip	2009-13	120	330	3.7
Jenni White	2011-15	122	328	2.7
Mollie Olson	2018-23	114	325	2.9
Jo Metzger	1977-81	109	318	2.9
Alayna Keppler	1986-90	97	318	3.3

STEALS

Charmon Odle	1973-76	79	295	3.7
Gina Sampson	1992-96	120	284	2.4
Tamalyn Nigretto	1976-77, 1978-80	79	259	3.3
Alayna Keppler	1986-90	97	250	2.6
Dee Dee Molner	1973-77	104	243	2.3
Kerri Browitt	1986-90	122	233	1.9
Erica Porter	1987-91	122	230	1.9
Kristy Eggen	1994-97 2002-03	116	206	1.8
Keri Worley	1975-79	106	205	1.9
Kris Keltner	1983-87	117	202	1.7
Amanda Olsen	1996-00	116	202	1.7
Alissia Lumpkin	1992-93	116	200	1.7

BLOCKED SHOTS

Anne Cooper	1982-86	117	322	2.8
Krystal Robinson	2003-10	106	231	2.2
Kayla Bernsen	2011-16	122	203	1.7
Celeste Hill	1996-00	114	163	1.4
Cim Hanson	1987-91	122	156	1.3
Gina Sampson	1992-96	120	146	1.2
Keri Worley	1975-79	106	145	1.4
Sydney Donaldson	2011-15	122	129	1.1
Susan Rodgers	2001-03	57	126	2.2
Chris Garrison	1988-92	82	124	1.5
Claire Pallansch	2005-09	113	115	1.0
Tracy Johnson	1992-94	58	114	2.0
Teresa Willard	1983-85	57	91	1.6
Sarah Hill	2011-14	92	91	1.0
Anna Schwecke	2017-20	89	90	1.0
Nancy Darrow	1990-92	59	88	1.5

YEAR-BY-YEAR LEADERS

POINTS

2022-23	Brooke Walling	380	13.6
2021-22	Emma Duff	483	15.6
2020-21	Mollie Olson	69	11.5
2019-20	Anna Schwecke	393	12.7
2018-19	Kelsey Rogers	359	12.0
2017-18	Hannah Stipanovich	354	12.6
2016-17	Taylor Peacocke	745	23.3
2015-16	Taylor Peacocke	471	16.8
2014-15	Taylor Peacocke	404	13.5
2013-14	Katie Colard	425	14.7
2012-13	Britt Harris	472	14.3
2011-12	Kristin Schramm	388	12.9
2010-11	Amanda Dunbar	393	13.1
2009-10	Amanda Dunbar	486	17.4
2008-09	Amanda Dunbar	366	13.1
2007-08	Amanda Dunbar	409	14.1
2006-07	Mollie Stelmack	440	15.7
2005-06	Courtney Clapp	401	13.8
2004-05	Tina Donahue	394	14.1
2003-04	Tessa DeBoer	449	15.5
2002-03	Stacey Miller	409	14.6
2001-02	Jenn McGillivray	367	13.1
2000-01	Jenn McGillivray	357	12.3
1999-00	Celeste Hill	509	17.0
1998-99	Celeste Hill	440	14.7
1997-98	Celeste Hill	435	14.5
1996-97	Shannon Grandbois	343	13.2
1995-96	Gina Sampson	576	17.5
1994-95	Gina Sampson	479	16.5
1993-94	Shannon Grandbois	377	13.0
1992-93	Gina Sampson	371	12.8
	Alissia Lumpkin	338	13.0
1991-92	Alissia Lumpkin	426	13.3
1990-91	Chris Garrison	324	11.6
1989-90	Cim Hanson	462	15.4
1988-89	Anna Rabel	562	16.1
1987-88	Anna Rabel	318	11.0
1986-87	Kelli Kuiken	448	16.6
1985-86	Carmen Dolfo	539	16.8
1984-85	Cindy Pancierzewski	347	12.4
1983-84	Lori deKubber	288	9.9
1982-83	Lori deKubber	427	13.8
1981-82	Lori deKubber	353	12.2
1980-81	Jo Metzger	630	21.7
1979-80	Jo Metzger	470	18.1
1978-79	Jo Metzger	411	16.4
1977-78	Jo Metzger	479	16.5
1976-77	Joni Slagle	543	20.1
1975-76	Joni Slagle	408	17.0
1974-75	Charmon Odle	411	14.7
1973-74	Wendy Hawley	341	12.6
1972-73	Theresa Nafziger	367	14.1

REBOUNDS

2022-23	Brooke Walling	257	9.2
2021-22	Brooke Walling	225	7.8
2020-21	Emma Duff	49	8.2
2019-20	Emma Duff	210	6.8
2018-19	Anna Schwecke	229	7.6
2017-18	Anna Schwecke	193	6.9
2016-17	Tia Briggs	202	6.3
2015-16	Kayla Bernsen	236	8.1
2014-15	Kayla Bernsen	200	6.7
2013-14	Sarah Hill	261	9.0
2012-13	Sarah Hill	204	6.2
2011-12	Britt Harris	188	6.5
2010-11	Lauren Hefflin	218	7.3
	Gabby Wade	218	7.3
2009-10	Jessica Summers	240	8.9
2008-09	Jessica Summers	197	7.9
2007-08	Claire Pallansch	222	7.4
2006-07	Claire Pallansch	202	7.2
2005-06	Claire Pallansch	193	6.7
2004-05	Jodi Gerald	234	8.1
2003-04	Tessa DeBoer	207	7.1
2002-03	Tessa DeBoer	210	7.5
2000-01	Stacey Miller	163	5.6
2001-02	Jenn McGillivray	158	5.6
2000-01	Jenn McGillivray	152	5.2
1999-00	Lisa Berendsen	230	7.4
1998-99	Sara Nichols	221	7.4
1997-98	Sara Nichols	217	7.2
1996-97	April Saunders	189	7.3
1995-96	Gina Sampson	425	12.9
1994-95	Gina Sampson	318	11.0
1993-94	Gina Sampson	296	10.2
1992-93	Gina Sampson	238	8.2
1991-92	Nancy Darrow	287	9.0
1990-91	Cim Hanson	234	8.4
1989-90	Alayna Keppler	267	9.2
1988-89	Alayna Keppler	308	8.8
1987-88	Anna Rabel	200	6.9
1986-87	Kelli Kuiken	172	6.4
1985-86	Carmen Dolfo	269	8.4
1984-85	Anne Cooper	259	9.3
1983-84	Cindy Pancierzewski	206	7.4
1982-83	Cindy Pancierzewski	279	9.0
1981-82	Mitzi Johanknecht	260	9.0
1980-81	Jo Metzger	286	9.9
1979-80	Jan Johnston	323	12.0
1978-79	Jan Johnston	251	10.0
1977-78	Keri Worley	288	9.9
1976-77	Joni Slagle	306	11.3
1975-76	Keri Worley	268	11.2
1974-75	Bethany Ryals	279	10.0
1973-74	Kathy Hemion	331	12.3

YEAR-BY-YEAR LEADERS

ASSISTS

2022-23	Brooke Walling	93	3.3
2021-22	Avery Dykstra	78	2.6
2020-21	Mollie Olson	18	3.0
2019-20	Mollie Olson	127	4.1
2018-19	Lexie Bland	98	3.3
2017-18	Dani Iwami	113	4.0
2016-17	Jessica Valley	112	3.5
2015-16	Aleisha Hathaway	111	3.8
2014-15	Jenni White	107	3.6
2013-14	Jenni White	134	4.6
2012-13	Trishi Williams	143	4.3
2011-12	Corinn Waltrip	110	3.7
2010-11	Megan Pinske	123	4.1
2009-10	Ashley Fenimore	108	3.9
2008-09	Amanda Dunbar	89	3.2
2007-08	India Soo	69	3.1
2006-07	Mollie Stelmack	97	3.5
2005-06	Samantha Hubbard	125	4.3
2004-05	Samantha Hubbard	114	3.9
2003-04	Samantha Hubbard	98	3.4
2002-03	Kristy Eggen	149	5.3
2001-02	Julie Walker	124	4.3
2000-01	Julie Walker	117	4.0
1999-00	Sara Nichols	150	4.8
1998-99	Sara Nichols	154	5.1
1997-98	Sara Nichols	114	3.8
1996-97	Kristy Eggen	101	3.9
1995-96	Addy Johnson	108	3.3
1994-95	Addy Johnson	97	3.5
1993-94	Allison Hull	93	3.2
1992-93	Allison Hull	84	3.0
1991-92	Nancy Darrow	155	4.8
1990-91	Erica Porter	142	5.1
1989-90	Kerri Browitt	132	4.4
1988-89	Kerri Browitt	149	4.3
1987-88	Kerri Browitt	118	3.9
1986-87	Anya Aardahl	124	4.6
1985-86	Anya Aardahl	112	3.4
1984-85	Cheryl Boxx	134	4.8
1983-84	Cheryl Boxx	127	4.4
1982-83	Cheryl Boxx	140	4.5
1981-82	Cheryl Boxx	134	4.6
1980-81	Susie Miller	119	4.4
1979-80	Tamalyn Nigretto	233	8.6
1978-79	Tamalyn Nigretto	117	4.7
1977-78	Shelley Lund	97	3.3
	Harriet Smith	88	4.9
1976-77	Dee Dee Molner	139	5.0
1975-76	Charmon Odle	133	5.5
1974-75	Dee Dee Molner	117	4.2
1973-74	Kathy Hemion	150	5.6

TOP SCORING PERFORMANCES

42	Gina Sampson vs. Western Oregon, December 9, 1995
41	Taylor Peacocke at Simon Fraser, January 17, 2017
37	Amanda Dunbar vs. Northwest Nazarene, January 17, 2009 Jessica Summers vs. Washburn, December 16, 2009
36	Corinn Waltrip at Seattle Pacific, February 16, 2013
35	Carmen Dolfo vs. Lewis-Clark State, February 8, 1986 Cim Hanson vs. Concordia (OR), December 15, 1989
34	Jo Metzger vs. Seattle U., December 7, 1979 Megan Quarterman vs. Seattle Pacific, February 22, 2003 Katie Colard vs. Seattle Pacific, March 6, 2015 Taylor Peacocke vs. Central Washington, March 3, 2017
33	Kelli Kuiken vs. Victoria, December 6, 1986 Cim Hanson vs. Minnesota-Duluth, March 16, 1989 Gina Sampson vs. Puget Sound, February 28, 1995 Amanda Olsen at Seattle Pacific, December 11, 1999
32	Charmon Odle vs. Eastern Oregon, March 7, 1975 Jo Metzger vs. Idaho State (Chico, CA), December 2, 1980 Briana Abrahamsen vs. Saint Martin's, February 13, 1999 Courtney Clapp vs. CSU Dominguez Hills, March 11, 2005 Jodi Gerald vs. Central Washington, February 24, 2005 Amanda Dunbar vs. Western Oregon, January 14, 2010 Taylor Peacocke at Northwest Nazarene, February 6, 2016
31	Joni Slagle vs. Montana, February 18, 1977 Joni Slagle vs. Washington, March 4, 1977 (Portland, OR) Jo Metzger vs. Gonzaga, February 7, 1981 Jo Metzger at Lewis-Clark State, January 10, 1981 Celeste Hill vs. Seattle U., January 22, 2000 Tina Donahue vs. Warner Pacific, November 27, 2004 Tina Donahue vs. Humboldt State, February 12, 2005 Amanda Dunbar at Seattle Pacific, February 28, 2010 Taylor Peacocke vs. Alaska Anchorage, February 23, 2017
30	Jo Metzger at Oregon, February 10, 1978 Jo Metzger at Great Falls, March 13, 1981 Gina Sampson vs. Lewis-Clark State, February 24, 1996 Courtney Clapp vs. Sonoma State December 11, 2004 Mollie Stelmack at Central Washington, February 1, 2007 Taylor Peacocke vs. UC San Diego, November 19, 2016


Players with Multiple 30-Point Games:

Jo Metzger (6)
Taylor Peacocke (5)
Gina Sampson (3)
Amanda Dunbar (3)
Tina Donahue (2)
Courtney Clapp (2)
Cim Hanson (2)
Joni Slagle (2)

MILESTONES

100-POINT GAMES (28)

1978-79	106-63 121-52	Central Washington Seattle Pacific	Bellingham Seattle
1981-82	102-58	Central Washington	Ellensburg
1982-83	101-57	Saint Martin's	Bellingham
1984-85	117-43	Sonoma State	Rohnert Park, CA
1987-88	126-59	Sheldon Jackson	Sitka, AK
1988-89	113-42 101-61 100-49 100-71	Northwest Pacific Lutheran Alaska Pacific UC Riverside	Bellingham Tacoma Anchorage, AK Riverside, CA
1989-90	101-40	Alaska Pacific	Bellingham
1993-94	100-71	Seattle U.	Bellingham
1994-95	104-52 100-57	Alaska Fairbanks Puget Sound	Bellingham Bellingham
1997-98	103-82	Western Oregon	Bellingham
2000-01	102-58 120-48 105-70	Warner Pacific Western New Mexico Humboldt State	Bellingham Bellingham Bellingham
2001-02	102-87	Seattle Pacific WA	Bellingham
2002-03	106-58 108-57	Northwest WA Cal State LA	Bellingham Bellingham
2006-07	100-48	Northwest	Bellingham
2009-10	104-54	Alaska Fairbanks	Fairbanks, AK
2011-12	108-63	Simpson	Bellingham
2014-15	100-51	Montana State Billings	Bellingham
2016-17	100-54	Alaska Fairbanks	Fairbanks, AK
2022-23	104-51 101-57	Alaska Anchorage Alaska Fairbanks	Bellingham Bellingham



Joe Metzger

WINNING STREAKS

21	Dec. 21, 2005 – Mar. 10, 2006
19	Dec. 11, 2010 – Feb. 22, 2011
19	1971 – 72, dates unknown
17	Dec. 19, 2016 – Feb. 16, 2017
16	Feb. 26, 2021 – Dec 30, 2021
15	1972 – 73, dates unknown Dec. 14, 1979 – Feb. 8, 1980 Nov. 21, 1983 – Jan. 21, 1984 Nov. 23, 2004 – Jan. 22, 2005
14	1973 – 74, dates unknown Nov. 19, 2022 – Jan. 19, 2023
13	Feb. 11, 1997 – Mar. 23, 1997
12	Nov. 20, 1989 – Dec. 28, 1989 Feb. 14, 2013 - Mar. 26, 2013
11	Jan. 24, 1989 – Feb. 23, 1989 Jan. 27, 1996 – Mar. 15, 1996 Dec. 18, 2012 - Jan. 2, 2013
10	Nov. 18, 1993 – Dec. 29, 1993 Jan. 17, 1981 – Feb. 13, 1981 Jan. 11, 1985 – Feb. 2, 1985 Nov. 26, 1988 – Dec. 29, 1988 Jan. 1, 1990 – Feb. 6, 1990 Nov. 16, 1990 – Jan. 4, 1991 Nov. 26, 1994 – Dec. 30, 1994 Dec. 5, 1997 – Jan. 10, 1998 Jan. 7, 2010 – Feb. 6, 2010
9	Nov. 19, 1999 – Dec. 20, 1999 Jan. 10, 2002 – Feb. 2, 2002
8	Feb. 20, 1981 – Mar. 12, 1981 Dec. 19, 2000 – Jan. 25, 2001 Jan. 25, 2003 – Feb. 17, 2003

BEST UNBEATEN STARTS

1971-72	19-0
1989-90	12-0
2021-22	10-0
1993-94	10-0
1990-91	10-0
1988-89	10-0
1999-2000	9-0

MILESTONE VICTORIES

100	- 69-66 vs. Oregon College on March 4, 1976 at Monmouth, OR
200	- 94-51 vs. Seattle Pacific on March, 3, 1981, at Seattle, WA
300	- 66-49 vs. Gonzaga on Jan. 18, 1986, at Bellingham, WA
400	- 75-59 vs. Seattle U. on Jan. 12, 1990, at Bellingham, WA
500	- 84-52 vs. Central Washington on Jan. 24, 1995, at Ellensburg, WA
600	- 62-56 vs. Western Oregon on Dec. 2, 1999, at Monmouth, OR
700	- 76-73 OT vs. Seattle U. on Jan. 17, 2004, at Seattle, WA
800	- 82-72 vs. Central Washington on Jan. 31, 2009, at Ellensburg, WA
900	- 78-54 vs. Western Oregon on March 2, 2013, at Monmouth, OR
950	- 64-62 at Hawaii Pacific on Nov. 27, 2015, at Laie, HI
1,000	- 69-58 vs. Saint Martin's on Jan. 13, 2018, at Bellingham, WA
1,050	- 66-54 vs. Central Washington on March 13, 2021 at Bellingham, WA

AIAW ALL-AMERICAN

FIRST TEAM

1980 Jo Metzger

HONORABLE MENTION

1973 Theresa Nafziger

AWSF ALL-AMERICAN

FIRST TEAM

1980 Jo Metzger

1981 Jo Metzger

SECOND TEAM

1986 Carmen Dolfo

1988 Anna Rabel

THIRD TEAM

1987 Kelli Kuiken

FOURTH TEAM

1986 Kris Keltner

1988 Alayna Keppler

NAIA ALL-AMERICAN

FIRST TEAM

1996 Gina Sampson

SECOND TEAM

1986 Carmen Dolfo

1990 Alayna Keppler

THIRD TEAM

1989 Anna Rabel

1995 Gina Sampson

1998 Celeste Hill

HONORABLE MENTION

1983 Cindy Pancerzewski

1987 Kelli Kuiken

1990 Cim Hanson

1995 Shannon Anderson

WBCA NAIA ALL-AMERICAN

FIRST TEAM

1986 Carmen Dolfo

1996 Gina Sampson

HONORABLE MENTION

1997 Shannon

Grandbois

1998 Celeste Hill

WBCA NCAA II ALL-AMERICAN

FIRST TEAM

2000 Celeste Hill

2017 Taylor Peacocke

HONORABLE MENTION

2003 Stacey Miller

2005 Tina Donahue

2006 Tina Donahue

2007 Mollie Stelmack

2010 Amanda Dunbar

Jessica Summers

2011 Amanda Dunbar

2020 Anna Schwecke

2022 Emma Duff
2023 Brooke Walling

DIVISION II BULLETIN ALL-AMERICAN

FIRST TEAM

2017 Taylor Peacocke

SECOND TEAM

2011 Amanda Dunbar

FOURTH TEAM

2006 Tina Donahue

HONORABLE MENTION

2000 Celeste Hill

2003 Stacey Miller

2007 Mollie Stelmack

2010 Amanda Dunbar

Jessica Summers

2013 Britt Harris

D2CCA ALL-AMERICA

SECOND TEAM

2017 Taylor Peacocke

THIRD TEAM

2013 Britt Harris

*formerly Daktronics

LITTLE ALL-NORTHWEST

FIRST TEAM

2000 Celeste Hill

Amanda Olsen

SECOND TEAM

1998 Amanda Olsen

1999 Celeste Hill

2002 Jenn McGillivray

THIRD TEAM

1999 Amanda Olsen

2002 Jodie Kaczor

HONORABLE MENTION

1998 Heidi Van Brocklin

1999 Sara Nichols

2002 Megan Quarterman

AIAW REGION 9

1978 Jo Metzger

1979 Jo Metzger

1980 Jo Metzger

Jan Johnston

Tamalyn Nigretto

1981 Jo Metzger

Judy Irving

1982 Cindy Pancerzewski

ALL-CONFERENCE

NORTHWEST EMPIRE

1980 Jo Metzger

Jan Johnston

Tamalyn Nigretto

Bonna Schibret

1981 Jo Metzger

NORTHWEST WOMEN'S BASKETBALL

1978 Jo Metzger

1979 Jo Metzger

NAIA DISTRICT 1

1983 Lori deKubber

Cindy Pancerzewski

1984 Lori deKubber

Teresa Willard

1985 Anne Cooper

Lori deKubber

Cindy Pancerzewski

1986 Anne Cooper

Carmen Dolfo

Kris Keltner

1987 Anya Aardahl

Kris Keltner

Kelli Kuiken

1988 Anna Rabel

1989 Anna Rabel

Alayna Keppler

1990 Kerri Browitt

Cim Hanson

Alayna Keppler

1991 Chris Garrison

Cim Hanson

1992 Nancy Darrow

Aliccia Lumpkin

1993 Aliccia Lumpkin

NAIA PACIFIC NORTHWEST REGION 1

1994 Shannon Anderson

Ana Tuiaea

PACIFIC NORTHWEST ATHLETIC

1995 Shannon Anderson

Gina Sampson

1996 Addy Johnson

Gina Sampson

1997 Shannon

Grandbois

Kristy Eggen

1998 Celeste Hill

Amanda Olsen

Heidi Van Brocklin

PACIFIC WEST

FIRST TEAM

1999 Amanda Olsen

2000 Celeste Hill

Amanda Olsen

2001 Jodie Kaczor

SECOND TEAM

2000 Lisa Berendsen

2001 Ruth Taylor

GREAT NORTHWEST ATHLETIC

FIRST TEAM

2002 Jodie Kaczor

2003 Stacey Miller

2004 Tessa DeBoer

2005 Jodi Gerald

2006 Tina Donahue (POY)

2007 Mollie Stelmack

2010 Amanda Dunbar

Jessica Summers

2011 Amanda Dunbar

Lauren Hefflin

Megan Pinske

2012 Kristin Schramm

2013 Corinn Waltrip

Britt Harris

2014 Katie Colard

2015 Jenni White

2016 Kayla Bernsen

Taylor Peacocke

2017 Taylor Peacocke

Tia Briggs

2020 Anna Schwecke

2023 Brooke Walling

Avery Dykstra

SECOND TEAM

2002 Jenn McGillivray

2004 Jenn McGillivray

2005 Tina Donahue

2006 Courtney Clapp

Kelly Dykstra

2007 Liz McCarrell

2008 Claire Pallansch

2009 Amanda Dunbar

Claire Pallansch

Jessica Summers

2010 Willow Cabe

2012 Corinn Waltrip

2013 Trishi Williams

2014 Sarah Hill

2015 Kayla Bernsen

Taylor Peacocke

2018 Hannah

Stipanovich

2019 Anna Schwecke

2020 Lexie Bland

2023 Katrina Gimmaka

WBCA NCAA II WEST REGION

FIRST TEAM

2003 Stacey Miller

2005 Tina Donahue

2006 Tina Donahue

2007 Mollie Stelmack

2010 Amanda Dunbar

Jessica Summers

2011 Amanda Dunbar

2013 Britt Harris (POY)

Corinn Waltrip

2017 Taylor Peacocke

D2CCA NCAA II WEST REGION

FIRST TEAM

1999 Celeste Hill

2010 Amanda Dunbar

2011 Amanda Dunbar

2012 Britt Harris (POY)

Corinn Waltrip

2017 Taylor Peacocke

2023 Brooke Walling

SECOND TEAM

1999 Amanda Olsen

2000 Celeste Hill

2003 Stacey Miller

2004 Tessa DeBoer

2005 Tina Donahue

2006 Tina Donahue

2007 Mollie Stelmack

2010 Jessica Summers

2022 Emma Duff

2023 Avery Dykstra

PACIFIC WEST TOURNAMENT

1999 Amanda Olsen

Briana Abrahamson

NCAA WEST REGIONAL ALL-TOURNAMENT

1999 Celeste Hill

2000 Celeste Hill (MOP)

Amanda Olsen

Lisa Berendsen

2001 Jenn McGillivray

Pamela Lovely

2002 Julie Walker

2004 Tessa DeBoer

2005 Courtney Clapp

2013 Corinn Waltrip

(MOP)

Britt Harris

2017 Taylor Peacocke

2022 Brooke Walling -MVP

Emma Duff

ALL-STARS

GNAC PLAYER OF THE YEAR

- 2006 Tina Donahue
- 2011 Amanda Dunbar
- 2017 Taylor Peacocke

GNAC FRESHMAN OF THE YEAR

- 2008 Amanda Dunbar

GNAC DEFENSIVE PLAYER OF THE YEAR

- 2016 Kayla Bernsen
- 2022 Avery Dykstra
- 2023 Avery Dykstra

GNAC NEWCOMER OF THE YEAR

- 2006 Mollie Stelmack
- 2009 Jessica Summers
- 2018 Dani Iwami

GNAC ALL-ACADEMIC

- 2002 Tessa DeBoer
- 2003 Tessa DeBoer
Megan Quarterman
- 2004 Tessa DeBoer
Jodi Gerald
Samantha Hubbard
- 2005 Jodi Gerald
Samantha Hubbard
- 2006 Samantha Hubbard
- 2010 Megan Pinske
- 2011 Megan Pinske
Corinn Waltrip
- 2012 Corinn Waltrip
- 2013 Corinn Waltrip
Brandi Benner
- 2015 TRachel Albert
Aleisha Hathaway
Taylor Peacocke
- 2016 Rachel Albert
Aleisha Hathaway
Taylor Peacocke
- 2017 Rachel Albert
Aleisha Hathaway
Amanda Lance
Taylor Peacocke
Jessica Valley

- 2018 Lexie Bland
Amanda Lance
Hannah Stipanovich
- 2019 Lexie Bland
Dani Iwami
Kelsey Rogers
- 2020 Lexie Bland
Dani Iwami
Kelsey Rogers
Avery Dykstra
- 2021 Emma Duff
Avery Dykstra
Monique Fierke
Dani Iwami
Kelsey Rogers
Carley Zaragoza
Dani Iwami
- 2022 Avery Dykstra
Emma Duff
Monique Fierke
Carley Zaragoza
Gracie Castaneda
Riley Dykstra
Mollie Olson
- 2023 Avery Dykstra
Riley Dykstra
Monique Fierke
Maddy Grandbois
Mollie Olson
Truitt Reilly
Brooke Walling
Carley Zaragoza

MVP

- 2013 Trishi Williams
- 2014 Jenni White
- 2023 Brooke Walling

NAIA SCHOLAR-ATHLETE

- 1990 Kerri Browitt
- 1997 April Saunders
- 1998 April Saunders

COSIDA DISTRICT VIII COLLEGE DIVISION ACADEMIC ALL-STAR

- 1997 April Saunders
- 1998 April Saunders
- 2004 Tessa DeBoer
- 2023 Avery Dykstra
Carley Zaragoza
Brooke Walling
Maddy Grandbois

NAIA NATIONAL PLAYER OF THE WEEK

- 1992 Alissia Lumpkin
- 1996 Gina Sampson

NAIA NATIONAL ALL-TOURNAMENT

- 1986 Carmen Dolfo
- 1995 Gina Sampson

NCAA DIVISION II ELITE EIGHT ALL-TOURNAMENT

- 2000 Celeste Hill
- 2022 Brooke Walling
Emma Duff



2022 NCAA DII NATIONAL RUNNERS UP!

WESTERN INVITATIONAL

NOV. 21-22, 1997

Western 96, Whitman WA 31
 Biola CA 74, Seattle 68
 Seattle 73, Whitman 56
 Western 84, Biola 48
 Celeste Hill (MVP), Western
 Briana Abrahamsen, Western
 April Saunders, Western
 Yvette Williams, Biola
 Stefanie Hodovance, Seattle
 Emily Stewart, Whitman

WWU/LYNDA GOODRICH CLASSIC

DEC. 5-6, 1997

Seattle Pacific 85, Northwest Nazarene 71
 Western 80, Humboldt State CA 40
 Seattle Pacific 80, Humboldt State 53
 Western 72, Northwest Nazarene ID 61
 Shana Ray (MVP), Seattle Pacific
 Celeste Hill, Western
 Briana Abrahamsen, Western
 Staci Wilson, Northwest Nazarene
 Chantel Vinson, Seattle Pacific
 Teresa Farmer, Humboldt State

NOV. 20-21, 1998

Simon Fraser BC 73, Colorado Christian 45
 Western 89, The Master's CA 64
 Simon Fraser 103, The Master's 63
 Western 87, Colorado Christian 77
 Celeste Hill (MVP), Western
 Sara Nichols, Western
 Tina Redmond, Colorado Christian
 Teresa Kleindienst, Simon Fraser
 Jessica Kaczowka, Simon Fraser
 Elizabeth Hansell, The Master's

NOV. 19-20, 1999

Simon Fraser BC 92, Biola 54
 Western 69, Fresno Pacific CA 53
 Simon Fraser 63, Fresno Pacific 44
 Western 86, Biola 53
 Amanda Olsen (MVP), Western
 Lisa Berendsen, Western
 Teresa Kleindienst, Simon Fraser
 Jessica Kaczowka, Simon Fraser
 Heidi Hardeman, Biola
 Teresa Kamps, Fresno Pacific

NOV. 17-18, 2000

Pacific Lutheran 79, Evergreen 47
 Western 102, Warner Pacific 58
 Warner Pacific 64, Evergreen 55
 Western 57, Pacific Lutheran 52
 Jodie Kaczor (MVP), Western
 Jill Swanson, Western
 Becky Franza, Pacific Lutheran
 Lucy Barker, Pacific Lutheran
 Gloria Doud, Warner Pacific
 Kelsey Moore, Evergreen

NOV. 16-17, 2001

Pacific Lutheran 88, Evergreen 37
 Western 79, Lewis & Clark OR 42
 Lewis & Clark 65, Evergreen 60
 Western 61, Pacific Lutheran 53
 Tessa DeBoer (MVP), Western
 Jenn McGillivray, Western
 Julie Walker, Western
 Jessica Iserman, Pacific Lutheran
 Jamie Keatts, Pacific Lutheran
 Brynn Henkel, Lewis & Clark

NOV. 22-23, 2002

Seattle Pacific 79, North Dakota State 67
 Western 86, Colorado Christian 51
 Seattle Pacific 93, Colorado Christian 44
 North Dakota State 100, Western 80
 Stacey Miller, Western
 Susan Rodgers, Western
 Michelle Fricke, North Dakota State
 Beth Bue, North Dakota State
 Kelley Berglund (MVP) Seattle Pacific
 Kerie Hughes, Seattle Pacific

NOV. 21-22, 2003

San Francisco State 63, Saint Martin's 57
 Western 82, New Mexico Highlands 59
 Western 72, San Francisco State 65
 Saint Martin's 90, New Mexico Highlands 65
 Jenn McGillivray (MVP), Western
 Tessa DeBoer, Western
 Cristal Fernandez, San Francisco State
 Chrissy Ridenour, San Francisco State
 Martina Kartikova, Saint Martin's
 Tara Podpah, New Mexico Highlands
 (honorary) Shelly Harder, Saint Martin's

NOV. 26-27, 2004

Saint Martin's 87, Warner Pacific OR 52
 Western 80, Lynn FL 58
 Saint Martin's 78, Lynn 42
 Western 77, Warner Pacific 52
 Tina Donahue (MVP), Western
 Devin Dykstra, Western
 Beth Layton, Saint Martin's
 Martina Kartikova, Saint Martin's
 Anna Frutchey, Warner Pacific
 Cherise George, Lynn

NOV. 25-26, 2005

Saint Martin's 65, Grand Canyon 56
 Western 88, Northwest 44
 Saint Martin's 78, Northwest 72
 Western 82, Grand Canyon 65
 Beth Layton (MVP), Saint Martin's
 Ashley Kitzman, Saint Martin's
 Kelly Dykstra, Western
 Courtney Clapp, Western
 Brandi Steinke, Grand Canyon
 Emilee Eisinger, Northwest

NOV. 24-25, 2006

NW Missouri State 80, Saint Martin's 58
 Western 68, Pacific Lutheran 61
 Saint Martin's 62, Pacific Lutheran 44
 Western 81, NW Missouri State 74 OT
 MacKenzie Flynn (MVP), Western
 Krystal Robinson, Western
 Mollie Stelmack, Western
 Kelli Nelson, Northwest Missouri State
 Mandi Schumacher, NW Missouri State
 Nikki Johnson, Pacific Lutheran

NOV. 23-24, 2007

Western State 65, Saint Martin's 56
 San Francisco State 68, Western 63
 Saint Martin's 63, San Francisco State 49
 Western State 65, Western 60
 Sarai Martinez (MVP), Western State
 Audra Lawson, Western State
 Jamey Gelhar, Saint Martin's
 Krystle Mays, San Francisco State
 India Soo, Western
 Tara Holgate, Western

NOV. 15-16, 2008

Western 92, Cascade 57
 Saint Martin's 75, Lewis-Clark State ID 61
 Saint Martin's 85, Cascade 71
 Western 69, Lewis-Clark State 52
 Jessica Summers (MVP), Western
 Amanda Dunbar, Western
 Sadie Short, Lewis-Clark State
 Dara Zack, Saint Martin's
 Krissy Bassett, Saint Martin's
 Kristina Schumacher, Cascade

NOV. 27-28, 2009

Lewis-Clark State 70, Saint Martin's 59,
 Western 73, Notre Dame de Namur 36
 Notre Dame de Namur 66, Saint Martin's
 56, Western 75, Lewis-Clark State 43
 Jessica Summers (MVP), Western
 Willow Cabe, Western
 Amanda Dunbar, Western
 Nikki DePeel, Lewis-Clark State
 Laura Zasly, Notre Dame de Namur
 Krissy Bassett, Saint Martin's

NOV. 26-27, 2010

Saint Martin's 71, Montana State Northern
 47
 Western 68, Cal State East Bay 39
 Saint Martin's 70, Cal State East Bay 59
 Western 59, Montana State Northern 36
 Amanda Dunbar (MVP), Western
 Gabby Wade, Western
 Dara Zack, Saint Martin's
 Marelle Moehrle, Saint Martin's
 Lauren Lucchesi, Cal State East Bay
 Taylor Keller, Montana State Northern

WWU TOURNAMENTS

NOV. 25-26, 2011

Saint Martin's 78, Northwest 65
Western 108, Simpson CA 63
Saint Martin's 70, Simpson 61
Western 87, Northwest 67
Kristin Schramm (MVP), Western
Corinn Waltrip, Western
Trishi Williams, Western
Bekah Eppler, Simpson
Chelsea Haskey, Saint Martin's
Carol Howard, Northwest

NOV. 23-24, 2012

Saint Martin's 53, Evergreen 45
Western 79, Carroll MT 52
Saint Martin's 59, Carroll MT 48
Western 66, Evergreen 54
Trishi Williams (MVP), Western
Britt Harris, Western
Chelsea Haskey, Saint Martin's
Brooke Paulson, Saint Martin's
Torrie Cahill, Carroll
Jessica Denmon, Evergreen

NOV. 29-30, 2013

Northwest 78, Saint Martin's 76
Western 84, Pacific Lutheran 46
Pacific Lutheran 71, Saint Martin's 54
Western 83, Northwest 44
Tia Briggs (MVP), Western
Sarah Hill, Western
Jenni White, Western
Sanda Milovic, Northwest
Chelsea Haskey, Saint Martin's
Shelly Kilcup, Pacific Lutheran

NOV. 28-29, 2014

Saint Martin's 71, Northwest 54
Western 85, Tampa 56
Tampa 72, Saint Martin's 59
Western 92, Northwest 53
Katie Colard (MVP), Western
Sydney Donaldson, Western
Kayla Bernsen, Western
Chanara Greene, Northwest
Krista Stabler, Saint Martin's
Juliana Cavallaro, Tampa

NOV. 25-26, 2016

Saint Martin's 69, Holy Names 60
Western 77, Notre Dame de Namur 64
Saint Martin's 78, Notre Dame de Namur 61
Western 89, Holy Names 57
Taylor Peacocke (co-MVP), Western
Elin Johansson (co-MVP), Saint Martin's
Baylee Olsen, Saint Martin's
Marissa Caballero, Notre Dame de Namur
Tatiana Howard, Holy Names
Jessica Valley, Western

NOV. 24-25, 2017

Valdosta State 59, Western 56
Saint Martin's 82, Academy of Art 61
Western 82, Academy of Art 66
Valdosta State 89, Saint Martin's 73
Madi Mitchell (MVP), Valdosta State
Taylor Buie, Valdosta State
Hannah Stipanovich, Western
Gracie Castaneda, Western
Elin Johansson, Saint Martin's
Helena Orts, Academy of Art

NOV. 23-24, 2018

Western 73, Mary 72
Minnesota-Crookston 70, Saint Martin's 65
Western 78, Minnesota-Crookston 68
Mary 62, Saint Martin's 41
Anna Schwecke (MVP), Western
Kelsey Rogers, Western
Caitlin Michaels, Minnesota-Crookston
Isieoma Odor, Minnesota-Crookston
Gabbi Bohl, Mary
Makenna Schultz, Saint Martin's

NOV. 25-26, 2022

Saint Martin's 67, Bemidji State 46
Western 84, Dominican 40
Saint Martin's 79, Dominican 69
Western 68, Bemidji State 50
Brooke Walling (MVP), Western
Avery Dykstra, Western
Maddy Grandbois, Western
Anjel Galbraith, Saint Martin's
Kiana Rios, Saint Martin's
Trinity Yoder, Bemidji State
Olga Faasolo, Dominican

GREAT WESTERN SHOOTOUT

DEC. 19-20, 2006

Western 82, Cal Poly Pomona 49
Seattle Pacific 70, UC San Diego 60
UC San Diego 83, Western 64
Seattle Pacific 64, Cal Poly Pomona 47
Leora Juster (MVP), UC San Diego
Hillary Hansen, UC San Diego
Liz McCarrell, Western
Vanessa Dominguez, Cal Poly Pomona
Autumn Fielding, Seattle Pacific
Kelsey Hill, Seattle Pacific

DEC. 18-19, 2007

Central Washington 65, UC San Diego 57
Western 87, Cal State Monterey Bay 72
Central Washington 71, CS Monterey Bay 58
UC San Diego 83, Western 64
Hanna Hull (MVP), Central Washington
Jenn Jacobs, Central Washington
Ja'Nae Westmoreland, Cal State
Monterey Bay
Michelle Osier, UC San Diego
Alexis Gaskin, UC San Diego
Amanda Dunbar, Western

DEC. 18-19, 2008

Central Washington 58, Dixie State UT 48
Western 82, Quincy IL 64
Quincy IL 57, Central Washington 56
Dixie State 68, Western 64 (OT)
Amanda Dunbar (MVP), Western
Liz McCarrell, Western
Tanya Clark, Dixie State
Shaina Afoa, Central Washington
Jessica Keller, Quincy
Lindsey Stellflue, Quincy

DEC. 16-17, 2009

Colorado State Pueblo 72, Central
Washington 60, Washburn 72, Western 70
(OT)

Washburn 76, Central Washington 44,
Western 89, Colorado State Pueblo 70
Jessica Summers (MVP), Western
Amanda Dunbar, Western
Caitlyn Jewell, Colorado State Pueblo
Rose Hammond, Washburn
Dayna Rodriguez, Washburn
Amanda Fessenden, Washburn

DEC. 16-17, 2010

St. Mary's TX 63, Central Washington 52
Western 82, Saint Joseph's IN 57
Central Washington 82, Saint Joseph's 73
Western 60, St. Mary's 30
Megan Pinske (MVP), Western
Amanda Dunbar, Western
Lauren Hefflin, Western
Kristen Williams, St. Mary's (TX)
Britney Cruse, Saint Joseph's
Stacy Albrecht, Central Washington

DEC. 15-16, 2011

Drury MO 70, Central Washington 67
Western 69, Central Oklahoma 53
Central Oklahoma 77, Central Washington
66
Western 76, Drury 57
Kristin Schramm (MVP), Western
Sydney Donaldson, Western
Trishi Williams, Western
Courtney Harper, Central Oklahoma
Jessica VanDyke, Central Washington
Bethanie Funderburk, Drury

WEST REGION CROSSOVER

NOV. 18-19, 2016

Azusa Pacific 70, Western 63
Seattle Pacific 62, UC San Diego 45
Western 84, UC San Diego 65
Seattle Pacific 75, Azusa Pacific 49
Taylor Peacocke (MVP), Western
Hannah Stipanovich, Western
Courtney Hollander, Seattle Pacific
Erica Pagano, Seattle Pacific
Abigail Goodsell, Azusa Pacific
Dalayna Sampton, UC San Diego

NOV. 9-10, 2018

Fresno Pacific 80, Seattle Pacific 69
Humboldt State 76, Western 66
Humboldt State 79, Seattle Pacific 77
Western 66, Fresno Pacific 65
Alexia Thrower (MVP), Humboldt State
Tyra Turner, Humboldt State
Madeline Hatch, Humboldt State
Dani Iwami, Western
Emma Duff, Western
Anna Schwecke, Western
Jessica Malazarte, Fresno Pacific
Ashley Cross, Fresno Pacific
Cici West, Seattle Pacific

NOV. 18-19, 2022

Cal State San Marcos 70, Seattle Pacific 62
Azusa Pacific 59, Western 58

Seattle Pacific 70, Azusa Pacific 64
Western 63, Cal State San Marcos 46

Brooke Walling (MVP), Western
Ashley Alter, Seattle Pacific
Schuyler Berry, Seattle Pacific
Alex Loudon, Azusa Pacific
Paige Uyehara, Azusa Pacific
Kelsey Forrester, Cal State San Marcos

VIKING HOLIDAY HOOPS CLASSIC

DEC. 18-19, 20117

West Texas A&M 78, Simon Fraser 59
Western 90 Texas A&M International 59

Simon Fraser 73, Texas A&M Int'l 71
West Texas A&M 78, Western 62

Lexy Hightower (MVP), WTAMU
Tiana Parker, WTAMU
Anna Schwecke, Western
Hannah Stipanovich, Western
Tantashea Giger, TAMUI
Sophie Swant, SFU

DEC. 17-18, 2018

Stanislaus State 75, Simon Fraser 63
Lubbock Christian 67, Western 54

Lubbock Christian 70, Simon Fraser 64
Western 77, Stanislaus State 60

Olivia Robertson (MVP), Lubbock Christian
Bobbie Chitsey, Lubbock Christian
Kelsey Rogers, Western
Lexie Bland, Western
Angelica Baylon, Stanislaus State
Jessica Jones, Simon Fraser

SERIES RECORDS

Academy of Art	3-0	Great Falls	1-1	Simon Fraser	56-37
Alaska Anchorage	35-28	Hawai'i	0-1	Simpson	1-0
Alaska Fairbanks	56-5	Hawai'i Hilo	2-0	Slippery Rock	1-0
Alaska Pacific	6-1	Hawai'i Pacific	2-0	Sonoma State	14-2
Alaska Southeast	4-0	Holy Names	2-0	Southern Indiana	1-0
Angelo State	0-1	Idaho	3-5	Southern Nazarene	0-1
Ashland	0-1	Idaho State	0-1	Southern Oregon	4-0
Augustana	0-1	Indiana	0-1	St. Joseph's	0-1
Azusa Pacific	5-8	Lethbridge	0-1	Stanislaus State	3-1
Bemidji State	1-0	Lewis & Clark	1-1	SUNY-New Paltz	1-0
Bentley	0-1	Lewis-Clark State	31-16	Tampa	1-0
Biola	7-1	Lincoln (CA)	1-0	Texas A&M International	1-0
Boise State	5-5	Louisiana College	0-1	Texas Woman's	1-0
British Columbia	22-4	Louisiana State	0-1	Trinity Western	1-0
BCIT	1-0	Lubbock Christian	0-1	UC Davis	0-2
Brock	2-0	Lynn	1-0	UC Riverside	4-0
BYU Hawai'i	2-0	Merrimack	1-0	UC San Diego	4-14
California Berkeley	0-1	Master's	1-0	UMary	1-0
California Baptist	0-1	Mesa State	0-1	Union	0-1
Cal Poly Pomona	7-9	Metro State	0-1	Utah State	1-0
Cal Poly Bakersfield	0-1	Midwestern State	1-0	Valdosta State	1-1
Cal Poly Humboldt	24-6	Minnesota Crookston	1-0	Victoria	4-9
Cal State Dominguez Hills	2-1	Minnesota Duluth	1-0	Warner Pacific	2-0
Cal State East Bay	7-0	Montana	2-1	Washburn	3-1
Cal State Fullerton	0-1	Montana State	5-2	Washington	15-8
Cal State L.A.	6-0	Montana State Billings	29-18	Washington State	8-5
Cal State Monterey Bay	3-0	Montana State Northern	2-0	Wayland Baptist	0-1
Cal State Northridge	1-0	Montana Tech	4-0	West Florida	1-0
Cal State San Marcos	2-0	Montevallo	1-0	West Texas A&M	0-2
Carroll	4-1	New Mexico Highlands	1-0	Western Baptist	1-0
Cascade	1-0	North Dakota State	0-1	Western Colorado	1-0
Central Oklahoma	1-0	North Georgia	1-0	Western Montana	2-0
Central Washington	101-17	Northern Kentucky	0-1	Western New Mexico	5-0
Chadron State	2-0	Northwest	9-0	Western Oregon	58-11
Chaminade	1-0	Northwest Missouri State	1-0	Western State	0-1
Chico State	9-9	Northwest Nazarene	34-17	Westmont	1-0
Colorado Christian	6-0	Northwestern Oklahoma	1-0	Whitman	5-0
Colorado-Colorado Springs	1-0	Notre Dame de Namur	2-0	Whitworth	22-1
Colorado School of Mines	0-1	Nova Southeastern	1-0	Willamette	3-0
Colorado State Pueblo	1-0	Oregon	2-5		
Concordia (Irvine)	1-0	Oregon State	10-2		
Concordia (OR)	14-3	Pacific Lutheran	24-0		
Cumberland	1-1	Point Loma	1-0		
Dixie State	1-2	Portland	7-6		
Dominican (CA)	1-0	Portland State	12-8		
Dordt	1-0	Puerto Rico-Bayamon	1-0		
Drury	1-1	Puerto Rico-Rio Piedras	1-0		
East Stroudsburg	1-0	Puget Sound	28-6		
Eastern New Mexico	1-0	Quincy	1-1		
Eastern Oregon	3-0	Regis	1-1		
Eastern Washington	4-1	Rockhurst	1-0		
Emporia State	1-0	Rocky Mountain	1-0		
Evergreen State	7-0	Sacramento State	4-1		
Fairmont State	1-0	Saint Joseph's	1-0		
Ferrum	1-0	Saint Martin's	79-11		
Findlay	1-0	Saint Mary's (TX)	1-0		
Fresno Pacific	9-0	San Francisco State	9-2		
Glennville State	0-1	Seattle	47-16		
Gonzaga	11-6	Seattle Pacific	71-33		
Grand Canyon	6-0	Sheldon Jackson	6-0		

GAME-BY-GAME RESULTS

1972-73 (24-4)

52	Central Washington	31
51	Central Washington	31
59	Oregon College	31
52	Montana State	27
77	Oregon	22
39	Washington State	45
39	Seattle Scotties	21
45	Simon Fraser	40
59	BCIT	18
58	Vancouver City	43
33	Simon Fraser	26
61	Pacific Lutheran	32
55	British Columbia JV	33
60	Oregon State	33
63	Portland State	41
40	Sandpipers	45
42	Simon Fraser	33
57	Washington	17
45	Washington State	40
54	Central Washington	29
38	Sandpipers	53
49	Oregon State	38
53	Washington	41
45	Portland State	28
48	Washington State	46
55	East Carolina	51
53	Immaculata	60

1973-74 (22-5)

57	Columbian Exxons	41
65	Seattle Scotties	35
52	Chilliwack	61
62	Saanich	73
59	British Columbia	50
63	Simon Fraser	58
55	Washington	36
43	Columbia Exxons	39
57	Simon Fraser	48
51	Washington State	53
49	Central Washington	41
68	Portland State	22
61	Oregon	39
72	Southern Oregon	38
57	Oregon State	34
73	Washington	37
67	British Columbia	44
57	Eastern Washington	32
67	Central Washington	47
55	Washington State	51
68	Central Washington	50
80	Southern Oregon	52
57	Simon Fraser	52
39	Washington State	37
40	Cal State Fullerton	58
81	East Stroudsburg	59
44	Indiana	50

1974-75 (18-10)

78	Washington	49
57	Boise State (OT)	58
37	Washington State	64
70	Seattle Pacific	66
71	Caribou	59
58	Chilliwack	63
63	Seattle	77

70	British Columbia	66
63	Oregon State	32
55	Central Washington	44
63	Eastern Washington	46
56	Portland State	35
68	Central Washington	56
71	Seattle Pacific	64
63	Oregon College	65
91	Oregon	41
80	Simon Fraser	47
59	Eastern Washington	58
52	Central Washington	46
53	Washington State	57
62	British Columbia	66
78	Alaska Anchorage	30
70	Oregon State	54
48	Portland State	58
75	Eastern Oregon	40
57	Boise State	60
54	Portland State	70
69	Central Washington	53

1975-76 (20-4)

46	Washington	44
85	Seattle Pacific	55
89	Washington State	55
76	Oregon State	30
92	Seattle Pacific	81
97	Eastern Washington	38
69	Central Washington	47
47	Boise State	57
87	Eastern Oregon	75
63	Washington (OT)	58
61	Central Washington	51
48	Portland State	59
71	Alaska Fairbanks	53
69	Alaska Anchorage	45
60	Washington	57
60	Seattle Pacific	62
63	Washington State	58
80	Alaska Fairbanks	48
81	Seattle Pacific	78
69	Oregon College	66
77	Central Washington	58
54	Portland State	68
74	Alaska Anchorage	48
64	Montana State	61

1976-77 (21-7)

73	Washington	77
56	Alaska Anchorage	42
52	Alaska Anchorage	45
92	Alaska Fairbanks	91
65	Alaska Fairbanks	78
71	Simon Fraser	51
58	Oregon State	45
63	Portland State	76
59	Oregon State (OT)	51
65	Seattle Pacific	58
30	Boise State	62
86	Eastern Oregon	62
51	Simon Fraser	83
68	Central Washington	43
65	Portland State	53
72	Central Washington	66
71	Washington	66

80	Montana State	41
91	Montana	50
95	Whitworth	49
79	Seattle Pacific	61
68	Alaska Fairbanks	66
70	Washington	65
51	Portland State	46
70	Montana State	52
76	Boise State	68
53	Louisiana State	91
51	Saint Joseph's (PA)	97

1977-78 (16-13)

54	British Columbia	59
85	Central Washington	58
62	Seattle	75
72	British Columbia	49
72	Portland State	51
64	Oregon College	54
73	Pacific Lutheran	29
73	Oregon State	62
67	Oregon	76
70	Simon Fraser	74
45	Washington	57
76	Seattle Pacific	43
69	Pacific Lutheran	43
47	Central Washington	64
64	Seattle	69
50	Simon Fraser	57
45	Portland State	58
75	Oregon College	55
60	Oregon	78
50	Oregon State	45
84	Montana	41
72	Montana State	59
56	Washington	73
60	Seattle Pacific	57
74	Alaska Anchorage	45
57	Washington State	70
62	Boise State	61
57	Oregon	71
75	Boise State	58

1978-79 (16-9)

68	Seattle	64
54	Simon Fraser	61
95	Seattle Pacific	29
106	Central Washington	63
62	Chico State	52
58	Sacramento State	50
50	San Francisco State	58
56	Oregon State	62
63	Oregon	82
75	Central Washington	67
52	Seattle	65
70	Portland State	54
68	Simon Fraser	60
87	British Columbia	33
76	Washington	70
64	British Columbia	56
77	Boise State	63
66	Washington State	50
66	Montana State	76
45	Montana	52
68	Oregon State	72
67	Oregon	73

GAME-BY-GAME RESULTS

77	Portland State	64
121	Seattle Pacific	52
89	Washington	70

1979-80 (24-3)

72	Washington	50
89	Seattle	75
67	Portland State	86
71	Simon Fraser	65
79	Sacramento State	53
92	Cal State Hayward	59
78	Humboldt State	58
58	British Columbia	57
70	Central Washington	41
76	Simon Fraser	53
94	Seattle Pacific	41
85	Lewis-Clark State	39
70	Idaho	56
93	Portland	47
73	Alaska Fairbanks	60
80	Alaska Fairbanks	62
96	Seattle Pacific	37
97	Central Washington	66
79	Seattle	100
70	Portland State	62
89	Portland	56
95	Lewis-Clark State	49
77	Idaho	68
63	Washington	62
86	British Columbia	42
82	Alaska Fairbanks	63
56	Idaho	68

1980-81 (23-6)

78	Saint Martin's	40
62	Washington	68
68	Idaho State	71
53	Hawai'i	56
61	Brock	42
76	Idaho	61
76	Lewis-Clark State	59
56	Portland	57
64	Portland State	62
70	Simon Fraser	47
87	Seattle Pacific	49
74	Central Washington	61
69	Gonzaga	50
70	Seattle	68
97	Portland	52
83	Gonzaga	59
56	Simon Fraser	43
98	Lewis-Clark State	77
73	Idaho	87
87	Alaska Fairbanks	46
83	Alaska Fairbanks	36
80	Seattle	67
82	Central Washington	68
61	Boise State	48
94	Seattle Pacific	51
58	Washington	54
83	Lewis-Clark State	68
77	Great Falls	(OT) 78
80	Seattle	78

1981-82 (19-10)

56	Simon Fraser	53
57	Washington	84
53	Western Oregon	60
73	Saint Martin's	54
71	Puget Sound	59
91	Seattle Pacific	51
82	Willamette	41
75	Portland	87
68	Seattle	54
81	Portland	68
80	Central Washington	42
83	Gonzaga	37
77	Lewis-Clark State	28
62	Idaho	77
68	Gonzaga	61
102	Central Washington	58
64	Seattle Pacific	52
67	Alaska Fairbanks	65
61	Alaska Fairbanks	60
65	Simon Fraser	60
73	Saint Martin's	57
57	Seattle	68
71	Puget Sound	65
54	Washington	73
60	Idaho	89
59	Lewis-Clark State	75
66	Great Falls	(OT) 60
60	Idaho	62
61	Lewis-Clark State	64

1982-83 (21-10)

77	Seattle Pacific	69
68	Simon Fraser	52
75	Seattle Pacific	65
76	Pacific Lutheran	43
62	Puget Sound	57
79	Western Oregon	86
49	Portland	99
84	Carroll	51
75	Seattle	70
71	Lethbridge	78
64	Montana State	78
75	Lewis-Clark State	57
53	Saint Martin's	62
81	Central Washington	45
62	Seattle	57
68	Lewis-Clark State	(OT) 76
61	Central Washington	56
68	Gonzaga	59
59	Whitworth	46
42	Portland	70
101	Saint Martin's	57
79	Pacific Lutheran	46
57	Gonzaga	47
73	Whitworth	56
68	Simon Fraser	60
73	Puget Sound	63
64	Seattle	77
54	Western Oregon	74
67	Whitworth	52
69	Puget Sound	57
67	Biola	77

1983-84 (25-4)

61	Boise State	65
85	British Columbia	63
81	Montana Tech	59
63	Simon Fraser	55
86	Puget Sound	53
89	Pacific Lutheran	43
65	Chico State	57
61	Sonoma State	54
64	Sacramento State	60
66	British Columbia	39
60	Whitworth	49
68	Gonzaga	62
77	Seattle Pacific	39
64	Central Washington	53
70	Lewis-Clark State	64
78	Puget Sound	61
79	Pacific Lutheran	46
57	Gonzaga	73
67	Whitworth	48
56	Seattle	53
86	Central Washington	66
77	Seattle Pacific	(2 OT) 83
91	Saint Martin's	57
67	Seattle	58
74	Lewis-Clark State	63
81	Simon Fraser	40
80	Saint Martin's	71
67	Seattle U.	56
58	Gonzaga	70

1984-85 (23-5)

72	British Columbia	53
85	Chico State	57
63	Simon Fraser	60
54	Washington	88
73	Seattle Pacific	62
99	Saint Martin's	54
72	Chico State	46
64	Sacramento State	67
117	Sonoma State	43
52	Central Washington	61
61	Whitworth	54
77	Gonzaga	66
65	Lewis-Clark State	43
79	Central Washington	58
95	Pacific Lutheran	32
85	Seattle Pacific	50
74	Simon Fraser	45
65	Seattle	57
76	Saint Martin's	69
77	Puget Sound	58
65	Gonzaga	94
74	Whitworth	64
93	Lewis-Clark State	54
70	Seattle U.	50
67	Puget Sound	51
90	Pacific Lutheran	48
78	Central Washington	72
64	Gonzaga	76

GAME-BY-GAME RESULTS

1985-86		(25-8)
67	British Columbia	48
78	Sacramento State	67
96	Pacific Lutheran	60
63	UC Berkeley	76
87	Utah State	62
80	Lewis-Clark State	55
75	Western Oregon	54
74	Portland	79
71	Puget Sound	60
47	Washington	71
63	Central Washington	74
86	Whitworth	48
66	Gonzaga	49
78	Puget Sound	58
75	Simon Fraser	52
86	Seattle Pacific	63
78	Saint Martin's	50
74	Seattle U.	56
52	Simon Fraser	62
72	Central Washington	52
85	Lewis-Clark State	38
51	Gonzaga	53
79	Whitworth	61
77	Seattle U.	48
79	Saint Martin's	39
66	Seattle Pacific	57
85	Central Washington	48
70	Gonzaga	83
74	Gonzaga	53
70	Gonzaga	69
84	Portland	55
72	Cumberland	54
75	Louisiana	83

1986-87		(17-10)
68	Pacific Lutheran	59
60	Simon Fraser	61
67	British Columbia	38
61	Victoria	67
61	Fresno Pacific	57
75	Western Oregon	61
70	Portland	40
62	Portland	68
56	Brock ONT	50
53	Victoria	63
67	Seattle Pacific	49
52	Seattle	55
88	Pacific Lutheran	55
93	Saint Martin's	41
68	Central Washington	53
75	Lewis-Clark State	62
67	Whitworth	81
71	Seattle Pacific	45
60	Puget Sound	65
54	Seattle	59
67	Simon Fraser	64
72	Central Washington	61
89	Whitworth	51
68	Lewis-Clark State	42
62	Puget Sound	69
70	Saint Martin's	34
67	Puget Sound	72

1987-88		(22-9)
66	Chico State	61
63	Simon Fraser	75
46	Victoria	57
74	Seattle Pacific	68
79	Western Oregon	49
61	Alaska Pacific	55
74	Alaska Pacific	53
126	Sheldon Jackson AK	59
62	Cal State Dom. Hills	42
74	UC-Riverside	65
62	Victoria	78
71	Simon Fraser	(OT) 66
73	Lewis-Clark State	54
74	Whitworth	64
74	Saint Martin's	37
73	Central Washington	61
61	Seattle Pacific	48
55	Seattle	66
60	Puget Sound	79
79	Saint Martin's	55
74	Pacific Lutheran	67
66	Central Washington	69
65	Seattle	68
2	Whitworth (forfeit)	0
69	Lewis-Clark State	52
68	Simon Fraser	65
89	Puget Sound	68
55	Seattle	52
88	Central Washington	79
75	Central Washington	79
76	Central Washington	77

1988-89		(30-5)
113	Northwest	42
70	British Columbia	57
92	Alaska Southeast	46
101	Pacific Lutheran	61
80	Concordia (OR)	79
77	Western Oregon	64
90	Alaska Southeast	49
100	Alaska Pacific	49
100	UC Riverside	71
67	Cal State Northridge	57
58	Cal Poly Pomona	65
71	Lewis-Clark State	50
79	Central Washington	62
50	Simon Fraser	77
63	Seattle Pacific	60
92	Alaska Pacific	52
68	British Columbia	75
84	Seattle	47
84	Seattle Pacific	65
85	Saint Martin's	43
83	Puget Sound	61
69	Central Washington	62
77	Seattle	71
85	Simon Fraser	72
99	Whitworth	38
83	Puget Sound	51
96	Western Baptist	31
75	Whitworth	49
56	Lewis-Clark State	59
69	Seattle Pacific	63
59	Simon Fraser	57
77	Simon Fraser	60
74	Concordia (OR)	65
89	Minnesota-Duluth	73
68	Southern Nazarene	92

1989-90		(26-4)
91	Alaska Southeast	60
96	Saint Martin's	69
69	Pacific Lutheran	46
84	Western Oregon	63
91	Concordia (OR)	58
95	Alaska Pacific	56
94	Alaska Southeast	58
90	Concordia (OR)	73
80	Western Oregon	44
67	Portland State	64
81	Portland	74
84	Victoria	71
58	Victoria	63
101	Alaska Pacific	40
84	Central Washington	52
75	Seattle	59
82	Lewis-Clark State	62
61	Seattle Pacific	56
88	Simon Fraser	75
90	Seattle Pacific	(OT) 81
88	Puget Sound	43
97	Central Washington	55
68	Seattle	(OT) 66
64	Simon Fraser	89
77	Whitworth	54
73	Lewis-Clark State	62
81	Puget Sound	55
85	Seattle Pacific	58
52	Simon Fraser	76
62	Simon Fraser	68

1990-91		(21-7)
67	Chico State	64
68	Cal State L.A.	51
66	Montana Tech	51
72	Saint Martin's	45
68	Pacific Lutheran	55
68	Sonoma State	66
73	Humboldt State	61
52	Central Washington	41
83	New Paltz State	40
85	Ferrum	56
68	Cumberland	76
68	Whitworth	38
64	Puget Sound	49
57	Simon Fraser	79
62	Lewis-Clark State	72
71	Saint Martin's	49
76	Seattle	74
60	Seattle Pacific	47
77	Sheldon Jackson	55
71	Puget Sound	66
52	Simon Fraser	70
58	Central Washington	44
76	Lewis-Clark State	71
70	Seattle	78
69	Seattle Pacific	53
60	Saint Martin's	63
70	Saint Martin's	55
72	Simon Fraser	84

GAME-BY-GAME RESULTS

1991-92		(20-12)
75	Biola	41
46	Cal State Stanislaus	65
57	Cal Poly-Pomona	59
61	Western Oregon	52
51	Eastern Washington	64
74	Lewis-Clark State	83
61	Central Washington	59
58	Western Oregon	44
54	UC Davis	65
58	Cal State Hayward	48
54	Chico State	69
64	British Columbia	48
56	Victoria	69
57	Victoria	55
69	Sheldon Jackson	46
44	Lewis-Clark State	40
74	Puget Sound	47
56	Simon Fraser	81
66	Central Washington	44
72	Seattle Pacific	66
51	Saint Martin's	56
60	Seattle	53
81	Biola	58
67	Simon Fraser	81
72	Sheldon Jackson	43
83	Sheldon Jackson	42
85	Saint Martin's	54
66	Seattle	58
80	Puget Sound	52
69	Seattle Pacific	77
65	Saint Martin's	54
57	Simon Fraser	78

1992-93		(14-15)
62	Sonoma State	39
68	Humboldt State	49
42	Metro State	59
82	Concordia (OR)	46
90	West Florida	50
57	Puget Sound	69
75	Trinity Western	28
63	Seattle Pacific	74
71	Willamette	61
56	Lewis & Clark	76
69	Western Oregon	85
49	British Columbia	67
67	Whitworth	62
79	Seattle	59
76	Central Washington	73
60	Lewis-Clark State	75
75	Whitman	74
66	Seattle	69
80	Sheldon Jackson	39
58	Simon Fraser	71
63	Saint Martin's	71
78	Lewis-Clark State	77
69	Whitman	55
62	Puget Sound	68
73	Central Washington	58
65	Seattle Pacific	66
48	Simon Fraser	70
60	Saint Martin's	68
46	Simon Fraser	74

1993-94		(20-9)
96	Biola	90
88	Concordia	77
75	Azusa Pacific	55
65	British Columbia	63
86	Chico State	39
82	Pacific Lutheran	50
73	Western Oregon	61
76	Concordia (OR)	45
68	Whitworth	60
71	Victoria	53
47	Victoria	74
87	Southern Oregon	59
84	Dordt	52
100	Seattle	71
78	Montana Tech	54
80	Puget Sound	59
65	Lewis-Clark State	76
61	Whitman	59
57	Saint Martin's	66
62	Simon Fraser	69
77	Central Washington	54
56	Seattle Pacific	63
79	Seattle	82
83	Lewis-Clark State	(OT) 93
69	Puget Sound	50
55	Simon Fraser	71
73	Central Washington	61
64	Saint Martin's	62
75	Saint Martin's	81

1994-95		(21-8)
64	Montana State-Billings	89
63	Carroll	72
80	Western Montana	74
81	Montana Tech	64
73	British Columbia	56
83	Rocky Mountain	74
68	Whitworth	50
90	Southern Oregon	80
68	Western Oregon	57
104	Alaska Fairbanks	52
83	Azusa Pacific	45
80	Emporia State	(OT) 72
76	Victoria	79
68	Seattle Pacific	76
74	Puget Sound	51
92	Lewis-Clark State	47
74	Saint Martin's	53
61	Simon Fraser	67
84	Central Washington	52
83	Whitman	52
72	Seattle U.	(OT) 69
77	Lewis-Clark State	83
65	Puget Sound	60
63	Simon Fraser	61
82	Seattle U.	71
98	Central Washington	51
82	Saint Martin's	84
100	Puget Sound	57
62	Simon Fraser	68

1995-96		(26-7)
72	Montana State-Billings	70
76	Chico State	82
70	Grand Canyon	58
76	Willamette	74
82	Portland State	92
80	Whitworth	57
56	Victoria	49
64	British Columbia	63
80	Western Oregon	64
88	British Columbia	65
87	Biola	71
67	Cal Poly Pomona	75
86	Western Montana	47
70	Wayland Baptist	76
87	Hayward State	44
61	Victoria	71
68	Simon Fraser	48
90	Saint Martin's	50
85	Puget Sound	71
87	Central Washington	63
70	Lewis-Clark State	72
70	Saint Martin's	55
55	Seattle U.	53
95	Puget Sound	61
68	Simon Fraser	61
68	Central Washington	46
76	Seattle U.	53
67	Lewis-Clark State	63
86	Saint Martin's	65
67	Simon Fraser	55
70	Northwestern Okla.	(OT) 67
71	Montevall	67
76	Union	92

1996-97		(18-8)
72	Western Oregon	49
75	Puget Sound	47
74	Seattle Pacific	94
63	Carroll MT	44
72	Whitworth	69
65	UC Davis	74
67	Humboldt State	60
76	British Columbia	70
67	British Columbia	51
73	Seattle Pacific	81
58	Seattle U.	46
86	Central Washington	80
81	Saint Martin's	58
61	Lewis-Clark State	75
43	Simon Fraser	63
76	Central Washington	66
92	Seattle U.	70
63	Lewis-Clark State	78
70	Alaska Anchorage	46
75	Alaska Anchorage	67
61	Alaska Fairbanks	58
67	Alaska Fairbanks	55
50	Simon Fraser	67
78	Saint Martin's	60
83	Saint Martin's	52
70	Lewis-Clark State	78

GAME-BY-GAME RESULTS

1997-98 (21-9)

96	Whitman	31
84	Biola	48
75	Colorado Christian	54
56	Colorado Sch. of Mines	61
80	Humboldt State	40
72	Northwest Nazarene	61
77	British Columbia	54
103	Western Oregon	82
75	Washburn	61
62	San Francisco State	54
83	Grand Canyon	62
74	Montana State-Northern	68
72	Carroll MT	65
80	Seattle Pacific	77
72	Seattle Pacific	91
70	Lewis-Clark State	66
55	MSU Billings	67
76	Central Washington	64
79	Evergreen State	31
61	Simon Fraser	69
52	Saint Martin's	79
62	Simon Fraser	73
85	Evergreen State	43
80	Central Washington (OT)	77
79	Lewis-Clark State	84
62	Saint Martin's	58
73	Evergreen State	39
59	Lewis-Clark State	57
56	Simon Fraser	68
69	Findlay	76

1998-99 (23-7)

89	Master's	64
87	Colorado Christian	77
89	UC-Riverside	60
72	San Francisco State	51
71	Humboldt State	60
82	Western Oregon	63
69	Central Washington	59
76	Lewis-Clark State	78
68	Pacific Lutheran	60
75	Evergreen State	44
61	Cal State Stanislaus	58
75	Sonoma State	62
65	Simon Fraser (OT)	66
78	Western New Mexico	57
59	MSU Billings	75
78	Alaska Fairbanks	72
88	Alaska Anchorage	72
63	Saint Martin's	60
81	Seattle Pacific	78
61	Western Oregon	64
79	Humboldt State	64
73	Simon Fraser (2 OT)	75
69	Seattle Pacific	67
87	Saint Martin's	66
73	Central Washington	70
75	Lewis-Clark State	74
68	Seattle Pacific	66
59	Montana State-Billings	63
77	Seattle Pacific (Pacific West) (OT)	69
48	MSU Billings (Pacific West)	70

1999-2000 (27-4)

69	Fresno Pacific	53
86	Biola	53
65	Washburn	61
80	Rockhurst	55
62	Western Oregon	56
69	Humboldt State	47
90	Seattle Pacific (OT)	85
71	Seattle Pacific	67
77	Concordia (OR)	47
68	Cal Poly Pomona	74
75	UC-Riverside	49
86	Seattle U.	68
65	Alaska Anchorage	58
54	Alaska Fairbanks	68
78	Seattle U.	53
66	MSU Billings	59
87	Western New Mexico	71
76	Alaska Anchorage	59
92	Alaska Fairbanks	47
92	Western Oregon	50
80	Humboldt State	51
51	Central Washington	62
73	Saint Martin's	49
75	MSU Billings	54
96	Western New Mexico	57
72	Central Washington	66
77	Saint Martin's	51
78	Alaska Anchorage (NCAA)	59
84	Cal Poly Pomona (NCAA)	66
84	Slippery Rock (NCAA)	67
74	Northern Kentucky (NCAA)	80

2000-01 (21-8)

102	Warner Pacific	58
57	Pacific Lutheran	52
78	Cal State Los Angeles	54
53	Cal State Dominguez Hills	65
64	Northwest Nazarene	84
70	Seattle U.	45
78	Seattle Pacific	75
73	Seattle Pacific	83
91	Cal Poly Pomona	76
84	MSU Billings	64
83	Western New Mexico	40
80	Alaska Fairbanks	62
63	Alaska Anchorage	60
97	Saint Martin's	59
74	Central Washington	63
78	Humboldt State	62
75	Western Oregon	84
73	Northwest Nazarene	76
91	Seattle U.	47
82	MSU Billings	66
120	Western New Mexico	48
60	Alaska Anchorage	64
77	Alaska Fairbanks	96
78	Central Washington	72
69	Saint Martin's	64
81	Western Oregon	62
105	Humboldt State	70
74	Central Washington (NCAA)	66
85	Cal Poly Pomona (NCAA)	91

2001-02 (24-5)

79	Lewis & Clark	42
61	Pacific Lutheran	53
71	San Francisco State	48
57	Regis	71
68	Colorado Christian	56
75	Seattle U.	44
95	Northwest	68
81	Northwest Nazarene	65
95	Cal State L.A.	52
65	Cal Poly Pomona	85
67	Central Washington	60
74	Seattle Pacific	87
74	Humboldt State	63
88	Western Oregon	82
88	Northwest Nazarene	51
87	Saint Martin's	84
82	Alaska Fairbanks	49
72	Alaska Anchorage	54
75	MSU Billings	62
74	Seattle U.	54
102	Seattle Pacific	87
72	Central Washington	85
64	Western Oregon	60
97	Humboldt State	58
79	Saint Martin's	60
83	Alaska Anchorage	75
67	Alaska Fairbanks	66
71	Sonoma State (NCAA)	60
70	Cal Poly Pomona (NCAA)	71

2002-03 (22-6)

86	Colorado Christian	51
80	North Dakota State	100
58	Pacific Lutheran	47
87	Westmont CA	76
92	Evergreen State	32
71	MSU Billings (OT)	72
106	Northwest	58
108	Cal State L.A.	57
78	Cal Poly Pomona (OT)	69
89	Humboldt State	62
80	Western Oregon	68
86	Northwest Nazarene	71
62	Saint Martin's	46
62	Seattle Pacific	78
62	Central Washington	60
85	Seattle U.	48
75	Western Oregon	48
67	Humboldt State	52
73	Alaska Anchorage	56
70	Alaska Fairbanks	64
73	Northwest Nazarene	66
61	Saint Martin's	59
76	Central Washington	79
91	Seattle Pacific	102
80	Seattle U.	71
83	Alaska Anchorage	56
85	Alaska Fairbanks	57
79	Northwest Nazarene (NCAA)	83

GAME-BY-GAME RESULTS

2003-04		(21-8)
82	New Mexico Highlands	59
72	San Francisco State	65
64	Bentley	77
87	Chadron State	72
76	Northwest Nazarene	62
91	Saint Martin's	61
66	MSU Billings	57
67	Biola	48
63	Cal Poly Pomona	81
76	Cal State L.A.	62
75	Northwest	(OT) 64
71	Seattle Pacific	80
81	Central Washington	72
76	Seattle U.	(OT) 73
81	Alaska Fairbanks	57
70	Alaska Anchorage	78
66	Humboldt State	54
59	Western Oregon	41
65	Central Washington	60
58	Seattle Pacific	71
70	Seattle U.	63
82	Alaska Anchorage	62
71	Alaska Fairbanks	75
71	Western Oregon	64
71	Humboldt State	49
68	Saint Martin's	64
74	Northwest Nazarene	84
85	Sonoma State (NCAA)	71
66	Seattle Pacific (NCAA)	80

2004-05		(24-5)
78	MSU Billings	(OT) 88
70	Pacific Lutheran	57
80	Lynn	58
77	Warner Pacific	52
71	Seattle U.	58
85	San Francisco State	55
80	Sonoma State	69
98	Evergreen State	71
78	Cal Poly Pomona	64
79	Cal State L.A.	51
78	Alaska Fairbanks	(OT) 74
61	Alaska Anchorage	59
68	Humboldt State	65
68	Western Oregon	49
58	Northwest Nazarene	53
72	Saint Martin's	60
58	Seattle Pacific	65
84	Central Washington	68
87	Alaska Anchorage	56
71	Alaska Fairbanks	58
58	Western Oregon	34
73	Humboldt State	85
59	Saint Martin's	52
54	Northwest Nazarene	42
93	Central Washington	60
61	Seattle Pacific	76
78	Seattle U.	55
82	CS Dom. Hills (NCAA)	(OT) 74
75	Chico State (NCAA)	85

2005-06		(27-2)
88	Northwest	44
82	Grand Canyon	65
72	Lewis-Clark State	53
92	Sonoma State	59
94	Chico State	81
87	Central Washington	55
56	Cal State Bakersfield	75
96	Cal Poly Pomona	54
81	Northwest Nazarene	60
82	Seattle Pacific	71
59	Western Oregon	50
82	Humboldt State	80
93	Alaska Fairbanks	61
94	Alaska Anchorage	44
90	Grand Canyon	65
65	Central Washington	45
59	Seattle U.	38
81	Saint Martin's	59
80	Humboldt State	50
75	Western Oregon	38
74	Alaska Anchorage	62
90	Alaska Fairbanks	42
65	Central Washington	60
84	Saint Martin's	52
84	Seattle U.	57
78	Seattle Pacific	54
76	Northwest Nazarene	48
66	Northwest Nazarene (NCAA)	54
50	Seattle Pacific (NCAA)	70

2006-07		(18-10)
62	Mesa State	77
92	Chadron State	69
68	Pacific Lutheran	61
81	Northwest Missouri State	74
100	Northwest	48
76	Cal State Stanislaus	61
64	Sonoma State	56
82	Cal Poly Pomona	49
64	UC San Diego	83
63	Dixie State	77
88	Saint Martin's	78
77	Seattle U.	56
79	Alaska Fairbanks	73
60	Alaska Anchorage	63
56	Northwest Nazarene	47
77	Western Oregon	84
60	Seattle Pacific	58
61	Dixie State	51
70	Saint Martin's	44
75	Central Washington	61
45	Alaska Anchorage	61
98	Alaska Fairbanks	57
72	Western Oregon	43
58	Northwest Nazarene	64
64	Seattle U.	76
52	Seattle Pacific	76
75	Central Washington	63
45	UC San Diego (NCAA)	78

2007-08		(9-21)
58	Augustana	83
72	Colorado Christian	63
45	UC San Diego	55
69	BYU Hawai'i	39
63	San Francisco State	68
60	Western State	65
56	Chico State	76
49	Sonoma State	62
87	Cal State Monterey Bay	72
64	UC San Diego	83
62	Cal Poly Pomona	68
76	UC San Diego	(2 OT) 79
69	Central Washington	86
52	Seattle U.	64
67	MSU Billings	69
44	Seattle Pacific	86
53	Northwest Nazarene	69
76	Western Oregon	72
37	Saint Martin's	54
48	Alaska Anchorage	52
78	Alaska Fairbanks	69
68	MSU Billings	59
58	Seattle U.	52
52	Northwest Nazarene	70
48	Seattle Pacific	58
68	Saint Martin's	60
57	Western Oregon	65
72	Alaska Fairbanks	78
53	Alaska Anchorage	65
77	Central Washington	67

2008-09		(19-9)
92	Cascade	57
69	Lewis-Clark State	52
75	Cal Poly Pomona	68
52	UC San Diego	60
86	BYU Hawai'i	61
87	Hawai'i Hilo	61
52	Chico State	59
58	Sonoma State	49
82	Quincy	64
64	Dixie State	(OT) 68
58	Merrimack	37
68	Seattle Pacific	85
72	Central Washington	60
79	Northwest Nazarene	88
86	MSU Billings	73
84	Seattle Pacific	44
82	Central Washington	72
64	Northwest Nazarene	61
86	Saint Martin's	(OT) 78
67	Alaska Anchorage	70
81	Alaska Fairbanks	48
62	MSU Billings	67
83	Western Oregon	67
77	Alaska Fairbanks	32
62	Alaska Anchorage	65
68	Western Oregon	58
83	Saint Martin's	53
64	Humboldt State (NCAA)	74

GAME-BY-GAME RESULTS

2009-10 (23-5)

88	Cal State East Bay	55
67	San Francisco State	52
73	Notre Dame de Namur	36
75	Lewis-Clark State	43
80	Hawai'i Hilo	46
70	Washburn (OT)	72
89	Colorado State-Pueblo	70
80	Chico State	59
66	Sonoma State	58
81	Grand Canyon	78
82	UC San Diego	89
92	Alaska Fairbanks	46
78	Alaska Anchorage	58
79	Western Oregon	53
67	Saint Martin's	50
80	Central Washington	46
54	Seattle Pacific	40
66	MSU Billings	49
70	Western Oregon	40
76	Northwest Nazarene	63
77	Saint Martin's	64
69	Alaska Anchorage	71
104	Alaska Fairbanks	54
67	Seattle Pacific	70
70	Central Washington	48
76	Northwest Nazarene	68
85	MSU Billings	43
68	Chico State (NCAA)	79

2010-11 (26-4)

82	UC San Diego	64
58	San Francisco State	24
68	Cal State East Bay	39
59	Montana State Northern	36
80	MSU Billings	70
62	Chico State (OT)	65
73	Sonoma State	60
82	Saint Joseph's (IN)	57
60	St. Mary's (TX)	30
68	Northwest Nazarene	51
76	Central Washington	67
63	Saint Martin's (OT)	54
83	Western Oregon	67
76	Simon Fraser	69
76	Alaska Fairbanks	50
81	Alaska Anchorage	61
64	Northwest Nazarene	59
76	Central Washington	66
67	Seattle Pacific	57
63	Saint Martin's	47
59	Western Oregon	50
82	Simon Fraser	50
67	Alaska Anchorage	57
68	Alaska Fairbanks	44
63	MSU Billings	57
63	Seattle Pacific	71
73	Simon Fraser (GNAC)	60
76	MSU Billings (GNAC)	49
67	Alaska Anchorage (GNAC)	68
48	Alaska Anchorage (GNAC)	55

2011-12 (22-8)

64	San Francisco State	50
60	UC San Diego	79
108	Simpson	63
87	Northwest	67
80	MSU Billings	72
66	Seattle Pacific	82
63	Chico State	66
70	Sonoma State	53
69	Central Oklahoma	53
76	Drury	57
76	Simon Fraser	55
68	Saint Martin's	50
66	Western Oregon	61
93	Alaska Fairbanks	80
55	Alaska Anchorage	75
85	Central Washington	71
62	Northwest Nazarene	75
70	Simon Fraser	61
68	Western Oregon	59
83	Saint Martin's	50
50	Alaska Anchorage	72
91	Alaska Fairbanks	62
75	Northwest Nazarene	68
75	Central Washington	64
72	Seattle Pacific	62
74	MSU Billings	68
66	Northwest Nazarene (GNAC)	54
52	Alaska Anchorage (GNAC)	67
65	Cal State Monterey Bay (NCAA)	58
66	UC San Diego (NCAA)	81

2012-13 (29-4)

73	Azusa Pacific	49
69	UC San Diego	51
79	Carroll MT	52
66	Evergreen	54
77	Western Oregon	54
75	Saint Martin's	51
74	at Chico State	75
63	Sonoma State	68
64	Washburn KS	62
72	Grand Canyon (2 OT)	68
70	Alaska Anchorage	60
87	Alaska Fairbanks	59
59	Simon Fraser	57
61	Seattle Pacific	44
78	MSU Billings	76
79	Central Washington	73
70	Northwest Nazarene	66
77	Alaska Fairbanks	48
83	Alaska Anchorage	72
59	Simon Fraser	74
71	MSU Billings	54
80	Seattle Pacific (OT)	76
81	Northwest Nazarene	51
81	Central Washington	56
57	Saint Martin's	48
78	Western Oregon	54
60	Northwest Nazarene (GNAC)	49
60	Simon Fraser (GNAC)	40
70	Academy of Art (NCAA)	50
71	Cal State Monterey Bay (NCAA)	63
75	Simon Fraser (NCAA)	58
80	Nova Southeastern (NCAA) (OT)	76
54	Ashland (NCAA)	66

2013-14 (19-10)

75	Fresno Pacific	46
68	Humboldt State (OT)	77
61	Azusa Pacific	76
66	UC San Diego (OT)	72
84	Pacific Lutheran	46
83	Northwest	44
58	Simon Fraser	62
61	Drury	69
80	Texas Woman's	44
84	Seattle Pacific	77
69	MSU Billings	82
71	Central Washington	64
81	Northwest Nazarene	68
78	Western Oregon	58
79	Saint Martin's	73
76	Alaska Anchorage	70
92	Alaska Fairbanks	80
63	MSU Billings	71
62	Seattle Pacific	68
94	Northwest Nazarene	81
82	Central Washington	61
69	Saint Martin's	52
63	Western Oregon	55
91	Alaska Fairbanks	65
75	Alaska Anchorage	79
72	Simon Fraser	63
81	Saint Martin's (GNAC)	71
78	Simon Fraser (GNAC)	74
70	Simon Fraser	77

2014-15 (21-9)

88	Humboldt State	98
88	Fresno Pacific	42
74	Azusa Pacific	79
80	UC San Diego (OT)	77
76	San Francisco State	47
85	Tampa	56
92	Northwest	53
71	Simon Fraser	74
63	West Texas A&M (OT)	64
71	Southern Indiana	50
64	Seattle Pacific	74
100	MSU Billings	51
76	Central Washington	68
85	Northwest Nazarene	66
80	Western Oregon	64
77	Saint Martin's	53
58	Alaska Anchorage	71
75	Alaska Fairbanks	64
82	MSU Billings	71
68	Seattle Pacific	72
70	Northwest Nazarene	69
62	Central Washington	61
66	Saint Martin's	57
81	Western Oregon	48
91	Alaska Fairbanks	60
78	Alaska Anchorage	81
72	Simon Fraser	65
51	Central Washington (GNAC)	40
72	Seattle Pacific (GNAC) (OT)	67
58	Alaska Anchorage (GNAC)	71

GAME-BY-GAME RESULTS

2015-16 (20-9)

97	Fresno Pacific	51
65	Humboldt State	69
67	Azusa Pacific	91
56	UC San Diego	79
61	Chaminade	53
64	Hawai'i Pacific	62
90	Alaska Fairbanks	59
71	Alaska Anchorage	62
65	Midwestern State	45
62	Quincy	72
63	Concordia (OR)	43
61	Western Oregon	59
59	Northwest Nazarene	56
56	Central Washington	67
66	Saint Martin's	45
70	Seattle Pacific	(OT) 67
69	Simon Fraser	58
47	MSU Billings	53
70	Western Oregon	39
68	Concordia (OR)	43
58	Central Washington	51
97	Northwest Nazarene	90
60	Seattle Pacific	43
81	Saint Martin's	52
73	Simon Fraser	66
46	MSU Billings	48
52	Alaska Anchorage	79
99	Alaska Fairbanks	54
60	MSU Billings (GNAC)	78

2016-17 (26-6)

91	vs. Humboldt State	49
68	vs. Fresno Pacific	39
63	Azusa Pacific	70
84	UC San Diego	65
77	Notre Dame de Namur	64
89	Holy Names	57
100	at Alaska Fairbanks	54
69	at Alaska Anchorage	80
68	vs. Angelo State	69
67	vs. Eastern New Mexico	55
92	Concordia (OR)	53
86	Western Oregon	65
86	at Northwest Nazarene	81
60	at Central Washington	53
67	Saint Martin's	53
71	Seattle Pacific	53
84	at Simon Fraser	72
63	MSU Billings	59
65	at Western Oregon	45
64	at Concordia (OR)	55
69	Central Washington	54
84	Northwest Nazarene	73
69	at Seattle Pacific	50
59	at Saint Martin's	57
71	Simon Fraser	65
73	at MSU Billings	59
72	Alaska Anchorage	(2 OT) 75
78	Alaska Fairbanks	71
73	Central Washington (GNAC)	61
70	Alaska Anchorage (GNAC)	79
74	Cal State East Bay (NCAA)	48
68	California Baptist (NCAA)	80

2017-18 (12-16)

86	at Fresno Pacific	72
54	vs. Humboldt State	50
49	vs. UC San Diego	56
68	at Azusa Pacific	84
56	Valdosta State	59
82	Academy of Art	66
74	Simon Fraser	60
62	at MSU Billings	75
90	Texas A&M International	59
62	West Texas A&M	78
83	Alaska Fairbanks	49
54	Alaska Anchorage	64
61	at Concordia	70
50	at Western Oregon	54
63	Seattle Pacific	75
69	Saint Martin's	58
62	at Northwest Nazarene	82
73	at Central Washington	77
59	at Alaska Anchorage	66
46	at Alaska Fairbanks	38
66	Western Oregon	46
84	Concordia	68
79	at Saint Martin's	51
62	at Seattle Pacific	80
67	Central Washington	59
76	Northwest Nazarene	(OT) 78
77	at Simon Fraser	79
63	MSU Billings	76

2018-19 (17-13)

66	Humboldt State	76
66	Fresno Pacific	65
72	vs. UC San Diego	79
77	vs. Azusa Pacific	(OT) 74
73	UMary	72
78	Minnesota Crookston	68
70	at Simon Fraser	62
63	Montana St. Billings	57
54	Lubbock Christian	67
77	Stanislaus State	60
59	at Alaska Fairbanks	57
50	at Alaska Anchorage	68
62	Concordia	70
73	Western Oregon	61
59	at Seattle Pacific	61
75	at Saint Martin's	67
73	Northwest Nazarene	86
61	Central Washington	76
55	Alaska Anchorage	74
66	Alaska Fairbanks	36
62	at Western Oregon	53
57	at Concordia	60
66	Saint Martin's	50
60	Seattle Pacific	43
66	at Central Washington	77
71	at Northwest Nazarene	85
67	Simon Fraser	49
53	at Montana St. Billings	48
72	Simon Fraser (GNAC)	69
78	Northwest Nazarene (GNAC)	83

2019-20 (22-9)

86	vs. Fresno Pacific	82
76	at Humboldt State	73
68	vs. UC San Diego	76
73	at Azusa Pacific	77
69	Western Colorado	66
62	Colorado-Colo. Springs	41
60	at Simon Fraser	64
81	MSU Billings	61
64	at Puerto Rico-Bayamon	48
73	at Puerto Rico-Rio Piedras	31
70	at Western Oregon	(2 OT) 73
88	at Concordia	41
93	Saint Martin's	47
73	Seattle Pacific	60
62	at Central Washington	72
94	at Northwest Nazarene	83
71	Alaska Anchorage	64
88	Alaska Fairbanks	47
77	Concordia	53
61	Western Oregon	57
77	at Seattle Pacific	62
63	at Saint Martin's	71
72	Northwest Nazarene	79
77	Central Washington	69
81	at Alaska Fairbanks	64
76	at Alaska Anchorage	83
95	Simon Fraser	66
76	at MSU Billings	72
69	vs. MSU Billings (GNAC)	54
66	vs. Northwest Nazarene (GNAC)	63
68	vs. Alaska Anchorage (GNAC)	89

NCAA Tournament canceled due to COVID-19

2020-21 (6-0)

58	at Saint Martin's	54
83	Saint Martin's	74
58	Seattle Pacific	50
59	at Seattle Pacific	(OT) 57
81	at Central Washington	61
66	Central Washington	54

Shortened season due to COVID-19

GAME-BY-GAME RESULTS

2021-22	(25-6)
NCAA II National Runner-Up	

68	vs. Cal Poly Humboldt	56
73	vs. Azusa Pacific	57
78	at Cal State San Marcos	73
60	at Regis	47
58	at Colorado Christian	51
89	Lincoln	26
82	Simon Fraser	60
57	at Academy of Art	43
83	at Holy Names	32
70	Western Oregon	52
68	Central Washington	76
53	at Alaska Anchorage	45
79	at Alaska Fairbanks	67
77	at Western Oregon	59
59	Seattle Pacific	40
70	at Northwest Nazarene (OT)	77
74	at Central Washington	72
75	at Seattle Pacific	54
63	Alaska Anchorage	50
76	Northwest Nazarene (OT)	87
81	Saint Martin's	48
67	at Simon Fraser (OT)	69
60	at Saint Martin's (GNAC)	54
69	vs. MSU Billings (GNAC)	63
46	vs. Central Wash. (GNAC)	57
76	vs. Alaska Anchorage (NCAA)	64
64	vs. Central Wash. (NCAA)	58
73	vs. Cal St. East Bay (NCAA)	59
58	vs. Valdosta State (Elite 8)	55
74	vs. North Georgia (Elite 8)	68
72	vs. Glenville State (Elite 8)	85

2022-23	(24-4)
GNAC Champions	

58	Azusa Pacific	59
63	Cal State San Marcos	46
84	Dominican (CA)	40
68	Bemidji State	50
73	at Point Loma	64
69	at Simon Fraser	60
77	at Hawai'i Pacific	70
76	vs. Fairmont State	63
104	Alaska Anchorage	51
101	Alaska Fairbanks	57
82	at Central Wash. (Moses Lake)	70
86	at Northwest Nazarene	70
81	Saint Martin's	65
67	Western Oregon	47
58	at Seattle Pacific	53
61	at MSU Billings	73
99	at Alaska Fairbanks	62
62	at Alaska Anchorage	52
73	Northwest Nazarene	41
78	Central Washington	60
87	at Western Oregon	58
67	at Saint Martin's	62
64	MSU Billings (OT)	66
69	Seattle Pacific	52
87	Simon Fraser	63
58	Seattle Pacific (GNAC)	53
76	MSU Billings (GNAC)	71
53	vs. Azusa Pacific (NCAA)	71

Bold = Postseason

SAM CARVER GYMNASIUM HOME OF THE VIKINGS



Dedicated on March 30, 1962, Sam Carver Gymnasium on the Western Washington University campus, Carver Gym is the home to WWU Basketball. After undergoing a two-year state-of-the-art renovation, WECU Court at Carver Gym reopened for the 2017-18 season. During the two-year construction project, WWU's home games were played at Whatcom Community College Pavilion.

Named for Sanford E. Carver, a NAIA Hall of Famer who was the school's first director of athletics and chair of the physical education department from 1914-55, Carver Gym was an addition to the existing physical education facility. It added 54,233 square feet of floor space at a cost of \$1.04 million. The most significant addition was the present main gymnasium.

The facility opened in time for the 1961-62 basketball season, although it wasn't named for Carver until the dedication ceremony the following spring. Dr. James L. Jarrett, then Western's president, and Dr. E.V. Pullias, a professor at the University of Southern California, were the main speakers at the gathering.

Basketball has been the primary event at Carver Gym. The Viking women are 509-94 (.844).

WWU volleyball has become a big event in the building, with the Vikings winning back-to-back Great Northwest Athletic Conference titles with perfect 18-0 records in 2001 and 2002 and reaching the NCAA Division II national championship match in 2008.

Western was a much different place when Carver Gym was built. It was a state college, not a university, and the enrollment was a third of the over 15,000 it is today. Many of the buildings that dot the campus landscape today were either brand new or still many years away from construction.

Perhaps the most unique feature of Carver Gym was that it wasn't built on solid ground. It was constructed on a bog, meaning pilings had to be put in the ground before the foundation could be laid. Money spent on the pilings meant a few other plans had to be delayed. The brick that was supposed to be put on the outer walls was never added, and the final set of bleachers wasn't installed until 1971. There have been numerous renovations and additions to the building over the last quarter century.

Since opening, Carver Gym has been host to a number of events. Acts like Jefferson Airplane, Duke Ellington, Simon & Garfunkel, the Tubes, Pat Paulsen, the Smothers Brothers and Ike & Tina Turner have played in the facility. There also have been NBA pre-season games, the Harlem Globetrotters, national basketball teams from Australia, Korea, Japan and Taiwan, and the junior national women's team from the Soviet Union. The U.S. and Canadian national volleyball teams played a match at Carver Gym, and Vice President Hubert Humphrey spoke in the building.

YEAR-BY-YEAR AT CARVER GYM

1972-73	4-0	1997-98	10-4
1973-74	5-0	1998-99	13-2
1974-75	6-3	1999-00	12-0
1975-76	8-2	2000-01	13-1
1976-77	10-2	2001-02	13-1
1977-78	11-5	2002-03	12-2
1978-79	8-3	2003-04	11-2
1979-80	9-1	2004-05	12-1
1980-81	13-0	2005-06	14-1
1981-82	10-2	2006-07	11-1
1982-83	12-3	2007-08	5-7
1983-84	13-1	2008-09	11-2
1984-85	13-0	2009-10	13-0
1985-86	12-2	2010-11	13-1
1986-87	11-3	2011-12	9-2
1987-88	10-3	2012-13	16-0
1988-89	14-0	2013-14	9-2
1989-90	14-1	2014-15	11-3
1990-91	9-1	2017-18	8-6
1991-92	11-2	2018-19	11-7
1992-93	7-4	2019-20	11-1
1993-94	12-2	2020-21	3-0
1994-95	11-2	2021-22	6-2
1995-96	11-0	2022-23	12-1
1996-97	6-3		
		TOTAL	509-94

CARVER GYM FIRSTS AND BESTS

First 100-point Game	Dec. 8, 1978 Western 106, Central Washington 63
Most Points Game Western	113 Nov. 26, 1989 - Western 113, Northwest 42
Most Points Game Opponent	86 Dec. 8, 1979 - Portland State 86, Western 67 Jan. 17, 2008 - Seattle Pacific 86, Western 44
Fewest Points Game Western	30 Jan. 28, 1978 - Boise State 62, Western 30
Fewest Points Game Opponent	29 Jan. 10, 1978 - Western 73, Pacific Lutheran 29 Dec. 6, 1978 - Western 95, Seattle Pacific 29
Most Points by Western Player	42 Dec. 9, 1995 - Gina Sampson
Most Points by Opposing Player	38 Mar. 1, 1996 - Olivia Carrillo, St. Martin's Feb. 21, 1998 - Rosie Albert, Lewis-Clark State
Most Wins Season	16 2012-13

SAM CARVER GYMNASIUM HOME OF THE VIKINGS

WWU WOMEN'S BASKETBALL PLAYERS AT CARVER (THRU 2022-23)

Anya Aardahl
Briana Abrahamsen
Rachel Albert
Shannon Anderson
Liz Armstrong
Maia Barnett
Brandi Benner
Lisa Berendsen
Kim Bergsma
Kayla Bernsen
Pam Bezona
Brenda Bierlink
Diane Bjerke
Lexie Bland
Peg Bolek
Linnette Bonthoux
Cheryl Boxx
Ann Braber
Kelly Bradstreet
Cindy Breed
Tia Briggs
Kerri Browitt
Shelly Bruns
Angela Burt
Willow Cabe
Geri Campbell
Christie Carder
Gracie Castaneda
Courtney Clapp
Michole Clemans
Katie Colard
Kelly Colard
Maddison Coleman
Anne Cooper
Nikki Corbett
Chris Cress
Kym Cummings
Lynda Dart
Nancy Darrow
Dachelle Davis
Tessa DeBoer
Lori deKubber
Chalice Dew
Carmen Dolfo
Tina Donahue
Sydney Donaldson
Debbie Drake
Stephanie Dressel
Carrie Dretsch
Emma Duff
Amanda Dunbar
Avery Dykstra
Devin Dykstra
Kelly Dykstra
Riley Dykstra

Kristy Eggen
Faye Eken
Gina Estep
Jeannine Ewing
Erin Feeney
Ashley Fenimore
Monique Fierke
MacKenzie Flynn
Ileen Gallagher
Kiana Gandy
Karen Gannon
Chris Garrison
Jodi Gerald
Allison Giles
Katrina Gimmaka
Gretchen Gottfried
Jackie Green
Kari Gruendell
Kim Gummersall
Maddy Grandbois
Shannon (Anderson)
Grandbois
Marci Grimsley
Claudia Haaker
Joy Hack
Lana Hamilton
Keven Hamstra
Cim Hanson
Britt Harris
Elyse Hartman
Aleisha Hathaway
Wendy Hawley
Lauren Hefflin
Kathy Hemion
Celeste Hill
Sarah Hill
Tara Holgate
Samantha Hubbard
Becky Hudson
Heidi Hughes
Allison Hull
Cheryl Hunt
Judy Irving
Dani Iwami
Andrea Jackson
Cynthia Jackson
JoLayna Jacobsen
Mitzi Johanknecht
Addy Johnson
Tracy Johnson
Jan Johnston
Jodie Kaczor
Kris Keltner
Katie Kennedy
Alayna Keppler
Jessica Kinzer

Nicole Krell
Kelli Kuiken
Shelly Kulstad
Amanda Lance
Laura Leiben
Krista Lersch
Nancy Logue
Pamela Lovely
Alissia Lumpkin
Dina Lund
Shelley Lund
Teresa Mack
Marcy Maggard
Molly Matthews
K.C. Mattingly
Ricky Mass
Kaitlin McBride
Liz McCarrell
Jenn McGillivray
Angie McGuire
Melynda McNicol
Jo Metzger
Meg Miller
Stacey Miller
Susie Miller
Dee Dee Molner
Donna Monette
Marelle Moehrle
Drew Morris
Lynn Munday
Theresa Nafziger
Sue Neumann
Jane Nichols
Sara Nichols
Tamalyn Nigretto
Piper Nims
Mason Oberg
Tricia Oberg
Charmon Odle
Amanda Olsen
Mollie Olson
Trena Page
Claire Pallansch
Cindy Pancerzewski
Vicki Panzeri
Taylor Peacocke
Thrya Pearson
Stephanie Peterson
Megan Pinske
Erica Porter
Lindsay Porter
Marcel Pounds
Megan Quarterman
Anna Rabel
Erika Ramstead
Truitt Reilly

Heather Restrepo
Jan Richards
Krystal Robinson
Susan Rodgers
Kelsey Rogers
Jordy Roses
Sara Rosin
Bethany Ryals
Gina Sampson
April Saunders
Anna Schwecke
Jen Segadelli
Bonna Schibret
Kristin Schramm
Sarah Schramm
Dana Shuster
Joni Slagle
Harriet Smith
Kim Smith
India Soo
Sue Stange
Mollie Stelmack
Aly Stewart
Hannah Stipanovich
Sherry Stripling
Jessica Summers
Jill Swanson
Lori Tarasewich
Ruth Taylor
Lisa Terry
Alice Textor
Denise Thacker
Darcie Thompson
Sue Thomas
Dawn Tinney
Megan Toth
Ana Tuiaea
Dina von Hahn
Heidi Van Brocklin
Donnie Wada
Gabby Wade
Julie Walker
Brooke Walling
Corinn Waltrip
Jenny Webber
Bobbi Westendorf
Arielle White
Jenni White
Eileen Whitney
Teresa Willard
Trishi Williams
Keri Worley
Katie Vernon
Carley Zaragoza
Denise Ziegler
Amy Zinne