



MOUNTAINEER BASEBALL

PO BOX 877 // MORGANTOWN, WV 26507-0877 // 304.293.2821 PHONE

WVUSPORTS.COM

WVU Baseball @WVUBaseball @WVUBaseball

NCAA MORGANTOWN REGIONAL

May 29-June 1 | Kendrick Family Ballpark | Morgantown, W.Va.



NO. 1 (16)
39-14



NO. 2
38-19



NO. 3
31-21



NO. 4
31-20

NOTABLE WVU PERFORMERS

2026 Stats

Pitchers

Maxx Yehl • LHP • r-Jr.
8-2, 2.16 ERA, 95 K, 23 BB, 79.1 IP

Chansen Cole • RHP • So.
8-1, 3.04 ERA, 83 K, 28 BB, 80.0 IP

Ian Korn • RHP • Gr.
5-1, 2.57 ERA, 57 K, 10 BB, 63.0 IP

Hitters

Gavin Kelly • C/INF • So.
.379, 13 HR, 48 RBI, 1.160 OPS

Paul Schoenfeld • OF • 5th
.350, 3 HR, 43 RBI, .962 OPS

Sean Smith • DH • Gr.
.325, 8 HR, 45 RBI, .935 OPS

QUICK HITS

- West Virginia opens the 2026 NCAA Tournament against Binghamton, Friday at 5 p.m., at Kendrick Family Ballpark
- The Mountaineers are the No. 1 seed in the region and No. 16 national seed. They are joined in Morgantown by No. 2 Wake Forest, No. 3 Kentucky, and No. 4 Binghamton.
- Steve Sabins is in his second season as head coach. It is his 11th season overall in Morgantown after spending nine years on the staff of Randy Mazey.
- The Mountaineers enter the NCAA Tournament having won 11 of their last 13 games, which includes sweeps over Kansas State, Kansas, a series win over TCU, and two wins in the Big 12 Tournament.
- WVU is ranked in the Top 25 by D1Baseball (#9), Baseball America (#12), The Athletic (#10), Perfect Game (#6), the USA Today Coaches Poll (#11), and the NCBWA (#11).
- The Mountaineers are coming off a record-breaking season in which they went 44-16, setting a new program record for wins, and advanced to their second straight NCAA Super Regional.
- WVU won the Big 12 regular season title in 2025, its second in the past three seasons.
- This season, the Mountaineers finished second in the Big 12 with a 21-9 record, one game behind Kansas. WVU reached the Big 12 championship game for the first time since 2019 but fell to the Jayhawks
- Redshirt junior Maxx Yehl was named the Big 12 Pitcher of the Year while sophomore Chansen Cole, graduate student Ian Korn, and sophomore Gavin Kelly joined him on the All-Big 12 First Team. Six other Mountaineers were named to the second team or honorable mention.
- The Mountaineers played 17 games against teams that made the 2026 NCAA Tournament and went 10-7 in those games.
- West Virginia has finished with a .500-or-better record in 13 of 14 seasons in the Big 12.
- 2025 will be the 12th season the Mountaineers play at Wagener Field at Kendrick Family Ballpark. The field was named after Rick and Jay Wagener on Aug. 30, 2021, following a major gift donation to the program. Rick Wagener was a standout pitcher at WVU from 1968-71. The ballpark was renamed after alum and principal owner of the Arizona Diamondbacks, Ken Kendrick and his family, in 2024.

2026 SCHEDULE

| Overall: 39-14 | Big 12: 21-9 | Non-Conference: 18-5 |
|----------------|--------------------------|----------------------|
| Home: 16-6 | Away: 19-7 | Neutral: 4-1 |
| Fri., Feb. 13 | at Georgia Southern | W, 15-3 |
| Sat., Feb. 14 | at Georgia Southern | W, 11-10 |
| Sat., Feb. 14 | at Georgia Southern | W, 5-2 |
| Fri., Feb. 20 | at Liberty | W, 12-0 |
| Sat., Feb. 21 | at Liberty | W, 2-0 |
| Sun., Feb. 22 | at Liberty | L, 4-1 |
| Wed., Feb. 25 | Ohio | W, 19-6 |
| Fri., Feb. 27 | at Kennesaw State | W, 12-4 |
| Sat., Feb. 28 | at Kennesaw State | W, 9-1 |
| Sun., March 1 | at Kennesaw State | L, 7-6 |
| Fri., March 6 | Columbia | L, 7-4 |
| Sat., March 7 | Columbia | W, 9-5 (10) |
| Sun., March 8 | Columbia | W, 16-1 |
| Tue., March 10 | Maryland | W, 10-3 |
| Fri., March 13 | at Baylor* | L, 7-6 |
| Sat., March 14 | at Baylor* | W, 13-2 (7) |
| Sun., March 15 | at Baylor* | W, 8-0 |
| Thu., March 19 | BYU* | W, 7-4 |
| Fri., March 20 | BYU* | W, 12-10 |
| Sat., March 21 | BYU* | W, 11-1 (8) |
| Tue., March 24 | at Marshall | W, 3-0 |
| Fri., March 27 | at No. 22 Arizona State* | L, 14-4 (8) |
| Sat., March 28 | at No. 22 Arizona State* | W, 13-7 |
| Sun., March 29 | at No. 22 Arizona State* | W, 9-5 |
| Tue., March 31 | at Arizona | W, 7-4 |
| Fri., April 3 | No. 23 UCF* | L, 5-0 |
| Sat., April 4 | No. 23 UCF* | W, 11-10 |
| Sun., April 5 | No. 23 UCF* | L, 5-1 |
| Wed., April 8 | Marshall | W, 12-2 (8) |
| Fri., April 10 | at Texas Tech* | W, 12-8 |
| Sat., April 11 | at Texas Tech* | L, 4-1 |
| Sun., April 12 | at Texas Tech* | W, 10-2 |
| Wed., April 15 | vs. Penn State& | W, 3-1 |
| Fri., April 17 | Houston* | L, 10-7 |
| Sat., April 18 | Houston* | W, 7-1 |
| Sun., April 19 | Houston* | W, 7-3 |
| Tue., April 21 | Pitt | L, 23-1 |
| Fri., April 24 | at Cincinnati* | W, 9-5 (13) |
| Sat., April 25 | at Cincinnati* | L, 5-2 |
| Sun., April 26 | at Cincinnati* | L, 7-5 |
| Fri., May 1 | Kansas State* | W, 7-0 |
| Sat., May 2 | Kansas State* | W, 9-1 |
| Sun., May 3 | Kansas State* | W, 13-6 |
| Tue., May 5 | vs. Marshall^ | W, 7-2 |
| Fri., May 8 | at No. 7 Kansas* | W, 4-1 |
| Sat., May 9 | at No. 7 Kansas* | W, 5-2 |
| Sun., May 10 | at No. 7 Kansas* | W, 13-2 |
| Thu., May 14 | TCU* | W, 2-0 |
| Fri., May 15 | TCU* | L, 4-0 |
| Sat., May 16 | TCU* | W, 6-4 |
| Thu., May 21 | Kansas State! | W, 4-2 |
| Fri., May 22 | No. 21 Arizona State! | W, 7-3 |
| Sat., May 23 | No. 13 Kansas! | L, 9-0 |
| May 29-June 1 | NCAA Morgantown Regional | |

* - Big 12 Conference Game
 & - Meritus Park, Hagerstown, Md.
 ^ - GoMart Ballpark, Charleston, W.Va.
 ! - Big 12 Tournament, Surprise Stadium, Surprise, Ariz.



QUICK FACTS

General Information

Location Morgantown, W.Va.
 Founded 1867
 Nickname Mountaineers
 Conference Big 12
 Enrollment 24,788
 Colors Old Gold (PMS 124) and Blue (295 C)
 President Michael T. Benson (BYU '90)
 Director of Athletics Wren Baker (SE Oklahoma St., '01)
 Athletic Department Phone 304-293-5621
 Ticket Office Phone 1-800-WVU GAME

Coaches and Staff

Head Coach Steve Sabins (2nd Season, 11th overall)
 Alma Mater Embry-Riddle ('11), Oklahoma State ('13)
 WVU Record 83-30 (2nd Season)
 Career Record 83-30 (2nd Season)
 Assistant Coach Jacob Garcia (7th Season)
 Alma Mater Northern Colorado ('18)
 Assistant Coach Jimmy Roesinger (3rd Season)
 Alma Mater Dayton ('10)
 Assistant Coach Justin Oney (2nd Season)
 Alma Mater Glenville State ('16)
 Director of Baseball Operations Joey Cuomo
 Director of Player Development Drew Hefner
 Director of Pitching & Pitching Personnel Christopher Reilly
 Director of Technology, Analytics, and Player Evaluation Nathanael Rorie
 Special Assistant to Head Coach Jedd Gyorko
 Strength & Conditioning Coach Chandler Geller
 Athletic Trainer Steven Rosier

Baseball History

First Season 1892
 Seasons 132nd Season (135 Years)
 All-Time Record 2,410-1,720-17
 All-Time Big 12 Record (Since 2013) 173-151
 NCAA Tournaments (Record) 17 (18-32)
 1955, 1961, 1962, 1963, 1964, 1967, 1982, 1985,
 1987, 1994, 1996, 2017, 2019*, 2023, 2024¹, 2025¹,
 2026*
 *Host, ¹Regional Champions
 Conference Championships 21 (16 Reg, 5 Tourney)
 Regular Season: 1955, 1961, 1962, 1963, 1964, 1967
 (SoCon); 1981, 1982 (Eastern 8); 1984, 1985, 1986,
 1987, 1988 (A-10); 1996 (Big East); 2023, 2025 (Big 12)
 Tournament: 1982 (Eastern 8); 1985, 1987, 1994 (A-10);
 1997 (Big East)

Wagener Field at Kendrick Family Ballpark

Capacity 3,500
 Record Crowd 4,629 (4/2/25 vs. Pitt)
 First Season 2015
 All-Time Record 176-83
 Playing Surface FieldTurf
 Dimensions RF/LF - 325, RC/LC - 375, CF - 400

Team Information

Lettermen Returning/Lost 19/22
 Starters Returning/Lost 2/7
 Position Players Returning/Lost 17/12
 Pitchers Returning/Lost 12/12
 Newcomers 25
 2025 Record (Big 12) 44-16 (19-9)

FOLLOWING THE MOUNTAINEERS

Website WVUsports.com
 Twitter @WVUBaseball
 Facebook /WVUBaseball
 Instagram @WVUBaseball
 Coach Sabins @SteveSabins

WVUsports.com

For official news, notes and more on the Mountaineer baseball team, visit WVUsports.com, the official website of the West Virginia University Mountaineers.

Social Media: @WVUBaseball

Don't miss a pitch this season by following and connecting with the Mountaineers on social media. By following @WVUBaseball on Twitter, Facebook and Instagram, fans will get official news and notes, behind-the-scenes updates and an exclusive look at the team both on and off the field.

Big 12 Now on ESPN+

All 2026 home games will be featured live ESPN+. The new digital home of the Big 12 Conference is available via the ESPN App, ESPN.com or ESPNPlus.com for just \$12.99 per month (or \$129.99 per year) and can be canceled at any time.

Subscribers can watch ESPN+ on the ESPN App via most major mobile and connected-TV platforms, including iPhone, iPad, AppleTV, Android devices, Roku, Chromecast, FireTV, XBOX, PlayStation, Oculus Go and Samsung-connected TVs. It is also available via ESPN.com on the web.

In the spring of 2019, the Big 12 Conference and ESPN agreed to significantly expand their existing rights agreement. Under the expanded agreement, hundreds of additional Big 12 sports events annually are distributed on the ESPN+ digital platform.

MOUNTAINEERS ON THE RADIO

| Market | Affiliates Station | Frequency |
|------------------|-----------------------|-----------|
| Charleston | WJYP-AM | 1300 |
| Charleston | WMON-AM | 1340 |
| Charleston | WSCW-AM | 1410 |
| Clarksburg | WPDX-AM | 750 |
| Clarksburg | WPDX-FM | 104.9 |
| Fisher | WELD-FM | 101.7 |
| Fisher | WELD-AM | 690 |
| Fisher | WQWV-FM | 103.7 |
| Hinton | WMTD-FM | 102.3 |
| Martinsburg | WRNR-AM | 740 |
| Martinsburg | WRNR-FM | 106.5 |
| Morgantown | WZST-FM | 100.9 |
| Moundsville | WVLY-FM | 97.7 |
| Moundsville | WVLY-AM | 1370 |
| Richwood | WVAR-AM | 600 |
| Summersville | WVAR-FM | 92.5 |
| Sutton-Gassaway | WSGB-AM | 1490 |
| Sutton-Flatwoods | WSGB-FM | 96.5 |
| Wheeling | WKKX-FM | 98.1 |
| Wheeling | WKKX-AM | 1600 |

Radio

WVU baseball can be heard on the radio throughout the state on the Mountaineer Sports Network. Andrew Caridii will have the play-by-play call, while Jake Weghorst provides color commentary.

Radio Schedule

The 2026 radio schedule begins on March 10, against Maryland, and continues with every game through the end of the season, including the postseason.

Listen for Free Online and on Mobile

Fans can listen to every broadcast of Mountaineer baseball for free on the WVU Gameday App and the TuneIn App on their mobile device, as well as online at WVUsports.com.

MEDIA INFORMATION

The West Virginia University Athletics Communications Office will be available throughout the 2026 season to accommodate any media requests.

Interviews During the Week

Any member of the media wishing to interview a student-athlete or member of the coaching staff during the week are asked to contact WVU baseball SID Adam Grossman (adam.grossman@mail.wvu.edu or 304-293-9908) at least 24 hours in advance.

Postgame Interviews

Postgame interviews for all home games with coaches and select student-athletes will take place on the second floor of the right-field clubhouse approx. 15-20 minutes following the conclusion of the game.

Receiving Information

Media members may receive press releases, notes and more via e-mail. To be added to the e-mail list, please e-mail adam.grossman@mail.wvu.edu.

WVUsports.com

Visit WVUsports.com for player and coaching staff bios, the latest news, stories and updated stats and the WVU baseball media guide and record book.

Athletics Communications

Baseball SID Adam Grossman
 Office Phone 304-293-9908
 Cell Phone 610-653-4184
 E-mail adam.grossman@mail.wvu.edu
 Fax 304-293-4105
 Mailing Address PO Box 0877
 Morgantown, WV 26507-0877





2026 NUMERICAL ROSTER

| No. | Name | Pos. | Yr. | Ht. | Wt. | B/T | Hometown | High School/Last School |
|-----|-------------------|-------|-------|------|-----|-----|-----------------------------------|----------------------------------|
| 0 | Matthew Graveline | OF/C | Sr. | 6-1 | 195 | R/R | Centerville, Oh | Ohio State |
| 1 | JJ Glasscock | RHP | r-So. | 6-0 | 170 | R/R | Fluvanna County, Va | Fluvanna County HS |
| 2 | Gavin Kelly | C/INF | So. | 6-0 | 175 | R/R | Pittsburgh, Pa. | Pittsburgh Central Catholic |
| 3 | Zahir Barjam | INF | Fr. | 5-10 | 195 | R/R | Santo Domingo, Dominican Republic | P27 Academy (S.C.) |
| 4 | Jackson Ingram | INF | r-Fr. | 5-10 | 160 | R/R | Staunton, Va. | The Miller School of Albemarle |
| 5 | Armani Guzman | UTL | Jr. | 5-10 | 205 | L/R | New York, N.Y. | Rabun Gap-Nacoochee School (Ga.) |
| 6 | Paul Schoenfeld | OF | 5th | 5-11 | 185 | L/L | Wichita, Kan. | Colorado Mesa |
| 7 | Maxwell Molessa | OF | r-Fr. | 6-0 | 197 | L/R | Pullman, W.Va | Williamstown HS |
| 8 | Tyrus Hall | INF | Jr. | 6-2 | 210 | R/R | Victoria, British Columbia, Can. | Bossie Parish CC |
| 9 | Bryson Hoff | RHP | So. | 6-2 | 185 | R/R | Charleston, W.Va. | George Washington HS |
| 11 | Sean Smith | OF | Gr. | 6-1 | 205 | R/R | Moss Point, Miss. | Georgia Southern |
| 12 | Brodie Kresser | INF | Gr. | 6-1 | 192 | R/R | Jesup, Iowa | Des Moines Area CC |
| 13 | Ryan Maggy | INF | r-Fr. | 6-1 | 195 | L/R | Peru, N.Y. | Cypress Creek HS (Fla.) |
| 14 | Weston Mazey | INF | Fr. | 5-8 | 160 | R/R | Morgantown, W.Va. | Morgantown |
| 15 | Maxx Yehl | LHP | r-Jr. | 6-6 | 235 | L/L | Portville, N.Y. | Portville Central |
| 16 | Brock Wills | OF | Sr. | 6-0 | 185 | L/R | Holly Springs, N.C. | UNC Wilmington |
| 17 | Matt Ineich | INF | So. | 5-11 | 180 | L/R | South Lyon, Mich. | Ohio |
| 18 | Ian Korn | RHP | Gr. | 6-0 | 205 | R/R | York, Pa. | Seton Hill |
| 19 | Matthew Robaugh | INF | Fr. | 6-1 | 200 | R/R | Washington, Pa. | Trinity |
| 20 | Luke Lyman | RHP | Sr. | 6-5 | 212 | R/R | Berryville, Va. | Morehead State |
| 21 | Joshua Surigao | LHP | So. | 6-4 | 200 | L/L | Little River, S.C. | Hawaii |
| 23 | David Hagen | RHP | So. | 6-2 | 185 | R/R | Loveland, Ohio | Archbishop Moeller HS |
| 24 | Ben Lumsden | OF | Sr. | 6-3 | 200 | L/R | Simpsonville, S.C. | UT Arlington |
| 25 | JD Costanzo | LHP | r-Fr. | 5-10 | 165 | B/L | Pittsburgh, Pa. | North Allegheny |
| 26 | Sean Goldy | INF | Fr. | 5-9 | 170 | R/R | Centennial, Colo. | Cerry Creek |
| 29 | Reese Bassinger | RHP | Gr. | 6-1 | 196 | R/R | Wylie, Texas | Tarleton State |
| 31 | Dawson Montesa | RHP | Jr. | 6-1 | 185 | R/R | Glendale, N.Y | Adelphi |
| 32 | Wyatt Mosley | LHP | Fr. | 6-0 | 185 | R/L | Dansville, Mich. | Dansville |
| 33 | Brayden Robinson | RHP | Fr. | 6-6 | 240 | R/R | Crofton, Md. | Archbishop Spalding |
| 34 | Bryant Yoak | RHP | So. | 6-2 | 180 | R/R | Big Bend, W.Va. | Calhoun County |
| 35 | Chansen Cole | RHP | So. | 6-4 | 185 | R/R | Boiling Springs, S.C. | Newberry College |
| 36 | Hudson Cavallo | RHP | Fr. | 6-6 | 210 | L/R | Hopewell Junction, N.Y. | Arlington |
| 37 | Ben Goodacre | RHP | Fr. | 6-4 | 190 | R/R | Ancaster, Ontario, Can. | Ancaster |
| 38 | Creed Erdos | C | So. | 5-11 | 190 | R/R | Cranberry Township, Pa. | James Madison |
| 40 | Carson Estridge | RHP | Sr. | 6-7 | 210 | L/R | Haymarket, Va. | Battlefield |
| 45 | David Perez | RHP | Fr. | 5-10 | 198 | R/R | Philadelphia, Pa. | Archbishop Ryan |
| 46 | Mac Stiffler | RHP | So. | 6-7 | 210 | R/R | Hagerstown, Md. | North Hagerstown |
| 48 | JT Huether | RHP | Fr. | 6-3 | 190 | R/R | Fort Myers, Fla. | Canterbury School |
| 51 | Colton Sims | INF | Fr. | 6-3 | 200 | R/R | Leawood, Kan. | Shawnee Mission East |
| 52 | Weston Smith | RHP | Fr. | 6-4 | 190 | R/R | Hurricane, W.Va.. | Hurricane |
| 55 | Ben McDougal | LHP | Sr. | 6-5 | 200 | L/L | Bridgeport, W.Va. | Potomac State |

2026 ALPHABETICAL ROSTER

| No. | Name | Pos. |
|-----|-------------------|------|
| 3 | Zahir Barjam | INF |
| 29 | Reese Bassinger | RHP |
| 36 | Hudson Cavallo | RHP |
| 35 | Chansen Cole | RHP |
| 25 | JD Costanzo | LHP |
| 38 | Creed Erdos | C |
| 40 | Carson Estridge | RHP |
| 1 | JJ Glasscock | RHP |
| 26 | Sean Goldy | INF |
| 37 | Ben Goodacre | RHP |
| 0 | Matthew Graveline | OF/C |
| 5 | Armani Guzman | UTL |
| 23 | David Hagen | RHP |
| 9 | Bryson Hoff | RHP |
| 48 | JT Huether | RHP |
| 17 | Matthew Ineich | INF |
| 4 | Jackson Ingram | INF |
| 2 | Gavin Kelly | UTL |
| 18 | Ian Korn | RHP |
| 12 | Brodie Kresser | INF |
| 24 | Ben Lumsden | OF |
| 20 | Luke Lyman | RHP |
| 13 | Ryan Maggy | INF |
| 14 | Weston Mazey | INF |
| 55 | Ben McDougal | LHP |
| 7 | Maxwell Molessa | OF |
| 31 | Dawson Montesa | RHP |
| 32 | Wyatt Mosley | LHP |
| 45 | David Perez | RHP |
| 19 | Matthew Robaugh | INF |
| 33 | Brayden Robinson | RHP |
| 6 | Paul Schoenfeld | OF |
| 51 | Colton Sims | INF |
| 11 | Sean Smith | OF |
| 52 | Weston Smith | RHP |
| 46 | Mac Stiffler | RHP |
| 21 | Joshua Surigao | LHP |
| 15 | Maxx Yehl | LHP |
| 34 | Bryant Yoak | RHP |

COACHES AND STAFF

Head Coach: Steve Sabins – 2nd season (11th overall)
 Assistant Coach: Jacob Garcia – 7th season
 Assistant Coach: Jimmy Roesinger – 3rd season
 Assistant Coach: Justin Oney - 2nd season (4th Overall)
 Director of Baseball Operations: Joey Cuomo
 Director of Player Development: Drew Hefner
 Director of Pitching & Pitching Personnel: Christopher Reilly
 Director of Performance: Chandler Geller
 Biomechanist: Dr. Courtney Semkevyc
 Athletic Trainer: Steven Rosier
 Equipment Manager: Michael Stokes

PRONUNCIATION GUIDE

Zahir **Barjam** Bar-jam
 Reese **Bassinger** Bass-in-jur
 Hudson **Cavallo** Cuh-Vahl-lo
 Creed **Erdos** Uhr-dos
 Matthew **Graveline** Grav-lin
 Armani **Guzman** Gooz-mahn
 Matt **Ineich** I-nish
 Dawson **Montesa** Mahn-tess-uh
 Steve **Sabins** Say-bins
 Paul **Schoenfeld** Show-en-feld
 Joshua **Surigao** Sur-gow
 Maxx **Yehl** Yale

ROSTER BREAKDOWN

| By Class | |
|---|----|
| Freshmen | 12 |
| Redshirt Freshman | 4 |
| Sophomores | 9 |
| Redshirt Sophomores | 1 |
| Juniors | 3 |
| Redshirt Junior | 1 |
| Seniors | 6 |
| Fifth Year | 1 |
| Graduate Students | 4 |
| By Position | |
| Catchers | 1 |
| Infielders | 10 |
| Outfielders | 5 |
| Utility | 3 |
| Right-Handed Pitchers | 17 |
| Left-Handed Pitchers | 5 |
| By State/Province | |
| Pennsylvania, West Virginia | 6 |
| New York | 5 |
| Virginia | 4 |
| South Carolina | 3 |
| Canada, Kansas, Maryland, Michigan, Ohio | 2 |
| Colorado, Dominican Republic, Iowa, Florida, Mississippi, North Carolina, Texas | 1 |

WHEN REFERENCING THE MOUNTAINEERS

| Please use: | Mountaineers |
|-------------|-----------------------------|
| | West Virginia |
| | West Virginia University |
| | WVU |
| | Gold and Blue |
| Do not use: | University of West Virginia |
| | UWV |
| | Eers |
| | Neers |
| | Blue and Gold (that's Pitt) |



NCAA REGIONALS

LOS ANGELES REGIONAL

No. 1 (1) UCLA, No. 2 Virginia Tech
No. 3 Cal Poly, No. 4 St. Mary's

ATLANTA REGIONAL

No. 1 (2) Georgia Tech, No. 2 Oklahoma
No. 3 The Citadel, No. 4 UIC

ATHENS REGIONAL

No. 1 (3) Georgia, No. 2 Boston College
No. 3 Liberty, No. 4 LIU

AUBURN REGIONAL

No. 1 (4) Auburn, No. 2 UCF
No. 3 NC State, No. 4 Milwaukee

CHAPEL HILL REGIONAL

No. 1 (5) North Carolina, No. Tennessee
No. 3 East Carolina, No. 4 VCU

AUSTIN REGIONAL

No. 1 (6) Texas, No. 2 UCSB
No. 3 Tarlton State, No. 4 Holy Cross

TUSCALOOSA REGIONAL

No. 1 (6) Alabama, No. 2 Oklahoma State
No. 3 USC Upstate, No. 4 Alabama State

GAINESVILLE REGIONAL

No. 1 (8) Florida, No. 2 Miami (Fla.)
No. 3 Troy, No. 4 Rider

HATTIESBURGH REGIONAL

No. 1 (9) Southern Miss, No. 2 Virginia
No. 3 Jacksonville State, No. 4 Little Rock

TALLAHASSEE REGIONAL

No. 1 (10) Florida State, No. 2 Coastal Carolina
No. 3 Northern Illinois, No. 4 St. John's

EUGENE REGIONAL

No. 1 (11) Oregon, No. 2 Oregon State
No. 3 Washington State, No. 4 Yale

COLLEGE STATION REGIONAL

No. 1 (12) Texas A&M, No. 2 USC
No. 3 Texas State, No. 4 Lamar

LINCOLN REGIONAL

No. 1 (13) Nebraska, No. 2 Ole Miss
No. 3 Arizona State, No. 4 South Dakota State

STARKVILLE REGIONAL

No. 1 (14) Mississippi State, No. 2 Cincinnati
No. 3 Louisiana, No. 4 Lipscomb

LAWRENCE REGIONAL

No. 1 (15) Kansas, No. 2 Arkansas
No. 3 Missouri State, No. 4 Northeastern

MORGANTOWN REGIONAL

No. 1 (16) West Virginia, No. 2 Wake Forest
No. 3 Kentucky, No. 4 Binghamton

2026 BIG 12 STANDINGS

| Team | Big 12 | | Overall | |
|---------------|--------|------|---------|------|
| | Record | Pct. | Record | Pct |
| Kansas | 22-8 | .733 | 42-16 | .724 |
| West Virginia | 21-9 | .700 | 39-14 | .736 |
| Arizona State | 19-11 | .633 | 37-19 | .661 |
| UCF | 19-11 | .633 | 31-21 | .596 |
| Oklahoma St. | 18-12 | .600 | 37-20 | .649 |
| Cincinnati | 17-13 | .567 | 37-20 | .649 |
| TCU | 17-13 | .567 | 33-21 | .611 |
| Baylor | 14-16 | .467 | 29-27 | .518 |
| BYU | 14-16 | .467 | 28-28 | .500 |
| Utah | 12-18 | .400 | 26-25 | .510 |
| Kansas State | 11-19 | .367 | 30-27 | .526 |
| Texas Tech | 10-20 | .333 | 27-28 | .491 |
| Arizona | 9-21 | .300 | 19-34 | .358 |
| Houston | 7-23 | .233 | 24-31 | .436 |

*as of May 29

KEY TEAM NOTES

- Since debuting as a program in 1892, WVU has logged more than 2,400 wins, produced 31 Major League Baseball players, 28 All-Americans and one United States Olympian.
- The 2026 campaign marks the 135th year and 132nd season of baseball at WVU. The Mountaineers are the third-oldest program in the Big 12.
- The Mountaineers are coming off back-to-back NCAA Super Regional appearances in 2024 and 2025, the furthest the program has ever advanced in the NCAA Tournament.
- Reese Bassinger returns to the pitching staff after being named All-Big 12 Honorable Mention in 2025. Gavin Kelly returns to the lineup after earning a spot on the All-Freshman team a season ago.
- Other returners include infielder Brodie Kresser and utility player Armani Guzman as well as pitchers Carson Estridge, Maxx Yehl, and Ben McDougal.
- Overall, WVU returns 19 players from last season's squad while welcoming 25 newcomers to the mix this season made up of 12 freshmen and 13 transfers.

SABINS PROFILE

Steve Sabins is in his second season as the West Virginia Baseball head coach, the 20th in program history.

- Sabins spent nine years on staff at WVU, beginning as an assistant coach in 2016 before being elevated to associate head coach in 2022. He had also been the recruiting coordinator since 2018.
- Originally from Austin, Texas, Sabins played at Angelina College, Daytona State, Oklahoma State, and Embry-Riddle where he earned his bachelor's degree from in 2011.
- He began his coaching career in 2012 as a graduate assistant at Oklahoma State before serving as Player Development Coordinator in 2014 and a volunteer assistant in 2015.
- Sabins has been a key part to one of the best eras of WVU baseball as the Mountaineers have made five regional appearances, two super regional appearances, and won the Big 12 title in 2023 and 2025.
- The Mountaineers have had eight straight top-40 recruiting classes, including the 16th-ranked class in 2025, the highest in program history.

HOMEGROWN TALENT

Six West Virginia natives are featured on the 2026 roster, tied with Pennsylvania for the most of any state. Together, the group understands as well as anyone in the program about the honor and unique opportunity to represent the citizens of the Mountain State.

- The group includes senior first baseman senior pitcher Ben McDougal (Bridgeport), sophomore pitcher Bryant Yoak (Big Bend), sophomore pitcher Bryson Hoff (Charleston) redshirt-freshman outfielder Maxwell Molessa (Pullman), freshman infielder Weston Mazey (Morgantown), and freshman pitcher Weston Smith (Hurricane).

COUNTRY ROADS, TAKE ME HOME

Along with the squad's four in-state products, WVU is represented by 17 total states this season plus Canada.

- Pennsylvania and West Virginia have the most (6), followed by New York (5), Virginia (4) and South Carolina (3). Kansas, Maryland, Michigan, Ohio, and Canada each have two while Colorado, Florida, Georgia, Iowa, Massachusetts, Mississippi, North Carolina, Texas, and the Dominican Republic all have one.

MOUNTAINEER BREAKDOWN

Take a look inside WVU's 43-man roster this spring:

- The roster is comprised of 12 freshmen, four redshirt freshmen, nine sophomores, two redshirt sophomores, four juniors, one redshirt junior, six seniors, one fifth year, and four graduate students.
- The group consists of one catcher, 10 infielders, five outfielders, three utility players, 17 RHPs and seven LHPs.
- The group of utility players include Gavin Kelly and Matthew Graveline, both of whom will see time at behind the plate.

VETERAN ADDITIONS

West Virginia stocked up with veteran talent over the offseason, adding eight players with prior Division I experience in addition to four Division II transfer as well as one junior college player.

- Right-handed pitchers Ian Korn (Seton Hill) and Dawson Montesa (Adelphia) are both expected to play big roles after big 2025 seasons at their previous schools. Korn was named the NCBWA, ABCA, and D2CCA Division II National Pitcher of the Year while Montesa was a D2CCA First Team All-American in addition to being the NCBWA, ABCA, and D2CCA East Region Division II Pitcher of the Year.
- Other transfers on the mound include Chansen Cole (Newberry), Joshua Surigao (Hawaii), Bryson Thacker (Tennessee), and Andrew Middleton (UMass).
- Catcher/outfielder Matthew Graveline (Ohio State), outfielder Sean Smith (Georgia Southern), outfielder Brock Wills (UNC Wilmington), infielder Matt Ineich (Ohio), and catcher Creed Erdos (James Madison) all transfer in from Division I schools and are expected to have roles on the 2026 Mountaineer squad.
- Outfielder Paul Schoenfeld joins WVU after three years at Colorado Mesa where he was an ABCA Second Team All-American while infielder Tyrus Hall transfers in from Bossier Parrish Community College. Hall was selected as a Breakout Pick to Click by D1Baseball.

BRING IT ON

Once again this season, the Mountaineers will endure several stiff tests in its non-conference slate, mixed in with the always competitive Big 12 Conference.

- WVU has seven opponents on its schedule that played in the 2025 NCAA Tournament. That includes Arizona, Arizona State, Columbia, Cincinnati, Kansas, Kansas State, TCU
- In all, West Virginia will play 19 of its 53 games against NCAA Tournament teams, including 10 away from home.



SPEED KILLS

Over the last eight seasons, few have been better on the basepaths than the Mountaineers. According to the numbers, WVU's aggressive baserunning has become a part of the program's DNA.

- From 2018-21, West Virginia swiped 309 bases, good for No. 1 in the Big 12 Conference in that time.
- Additionally, the squad ranked No. 14 nationally and No. 1 among "Power 5" teams in stolen bases from 2018-21.
- In 2022, the Mountaineers were as aggressive as ever on the basepaths, ranking No. 2 nationally in the category with 156, most in program history
- This season, 10 players have at least one stolen base, led by Armani Guzman with a Big 12-leading 30.

Mountaineer Stolen Bases (2018-present)

2026 -- 95 (53 games) -- No. 63 nationally
 2025 -- 111 (60 games) -- No. 44 nationally
 2024 -- 88 (60 games) -- No. 46 nationally
 2023 -- 128 (60 games) -- No. 11 nationally
 2022 -- 156 (55 games) -- No. 2 nationally
 2021 -- 77 (52 games) -- No. 32 nationally
 2020 -- 39 (16 games) -- No. 8 nationally
 2019 -- 98 (60 games) -- No. 25 nationally
 2018 -- 95 (56 games) -- No. 17 nationally

WAGENER FIELD AT KENDRICK FAMILY BALLPARK

Wagener Field at Kendrick Family Ballpark took on Rick and Jay Wagener's namesake on Aug. 30, 2021, following a major gift donation of \$1 million to the program. Rick Wagener was a standout pitcher at WVU from 1968-71.

- The donation will help with the maintenance and upkeep at Monongalia County Ballpark, as well as assist in the team's greatest needs.
- Rick Wagener, who is a 1971 graduate and first-ever freshman to play at the varsity level for the Mountaineers, serves as the managing partner and registered principal at Wagener-Lee, LLC, a financial and investment advisor located in Columbia, Maryland. His wife, Jay, also is a WVU grad.
- Wagener spent three seasons in the New York Mets organization from 1971-73, after being selected by the club in the second round of the 1971 January Secondary Draft.
- Prior to a game against Baylor April 9, 2022, the Mountaineers honored the Wageners with a field dedication ceremony.
- The stadium was rebranded as Kendrick Family Ballpark in 2024 after a generous donation by WVU alum and Arizona Diamondbacks principal owner Ken Kendrick and his family.

HOME, SWEET HOME

The 2026 season marks West Virginia's 12th at beautiful Kendrick Family Ballpark. With the help of Mountaineer Nation, the venue has become one of the greatest atmospheres in all of college baseball.

- WVU has tallied an impressive 176-83 mark at home since the ballpark opened in 2015. What's more, the club has never had a losing home record at the park and went 17-7 at the complex in 2025.
- The squad's 100th win at the stadium came in a 17-8 triumph over Marshall on April 6, 2022.
- The Mountaineers had a streak of 18 consecutive midweek, home wins from to March 22, 2023 - April 7, 2026. WVU has won 50 of its last 54 midweek, home games in Morgantown.
- A record crowd of 4,629 packed the stands to watch the Backyard Brawl on April 2, 2025 as WVU defeated Pitt, 11-1.
- Kendrick Family Ballpark was named BaseballParks.com's Ballpark of the Year in 2015.

FIRST CLASS

WVU has brought in some of its best talent in program history over the past six seasons, resulting in top-40 signing classes from 2018-25, according to Perfect Game. Year in and year out, the Mountaineers draw the attention of the nation's top players.

WVU's Signing Class Rankings (2018-25)

2025 -- No. 15
 2024 -- No. 39
 2023 -- No. 31
 2022 -- No. 34
 2021 -- No. 31
 2020 -- No. 35
 2019 -- No. 26
 2018 -- No. 25

WHERE ARE THEY NOW

A look at some former Mountaineers in their professional careers.

MLB

Victor Scott II - St. Louis Cardinals
 JJ Wetherholt - St. Louis Cardinals

Triple-A

Ryan Bergert - Omaha Storm Chasers (KC)
 Dayne Leonard - Louisville Bats (CIN)
 Alek Manoah - Salt Lake Bees (LAA)
 Paul McIntosh - Lehigh Valley IronPigs (PHI)
 John Means - Omaha Storm Chasers (KC)*
 Kade Stroud - Reno Aces (AZ)
 Tevin Tucker - Albuquerque Isotopes (COL)

Double-A

Jack Kartsonas - Montgomery Biscuits (TB)
 Jacob Watters - Montgomery Biscuits (TB)*

High-A

David Hagaman - Hillsboro Hops (AZ)
 Carlson Reed - Greensboro Grasshoppers (PIT)
 Tyler Switalski - Eugene Emeralds (SF)
 Kyle West - Hudson Valley Renegades (NYY)

Single-A

Derek Clark - Rancho Cucamonga Quakes (LAA)
 Madison Jeffrey - Kannapolis Cannon Ballers (CWS)

Skyler King - Salem Ridgeyaks (BOS)
 Griffin Kinn - Stockton Ports (ATH)
 Aidan Major - Hill City Howlers (CLE)
 Robby Porco - Ontario Tower Buzzers (LAD)
 Logan Sauve - Stockton Ports (ATH)

Independent League

Braden Barry - Washington Wild Things
 Jace Rinehart - Gastonia Ghost Peppers
 Jackson Sigman - Lake Country DockHounds

*Injured List

WVU'S RECORD IN 2026 WHEN...

| | Overall | Big 12 |
|----------------------------|---------|--------|
| Home | 16-6 | 11-4 |
| Road | 19-7 | 10-3 |
| Neutral | 4-1 | 0-0 |
| Day Games (before 5 p.m.) | 24-8 | 14-4 |
| Night Games (after 5 p.m.) | 15-6 | 7-5 |

| | | |
|----------------|-------|------|
| vs. Top 25 | 7-4 | 6-3 |
| Following Win | 27-12 | 13-7 |
| Following Loss | 11-2 | 7-1 |

| | | |
|------------------------|------|------|
| WVU Scores in the 1st | 19-2 | 9-1 |
| Opp. Scores in the 1st | 5-5 | 4-3 |
| WVU Scores First | 34-3 | 18-2 |
| Opponent Scores First | 5-11 | 3-7 |

| | | |
|--------------------------|-------|------|
| vs. Right-Handed Starter | 27-13 | 18-8 |
| vs. Left-Handed Starter | 12-1 | 3-1 |

| | | |
|------------------------|-------|-----|
| Not Hitting a Home Run | 14-10 | 7-6 |
| Hitting One Home Run | 16-2 | 8-2 |
| Hitting 2+ Home Runs | 9-2 | 6-1 |

| | | |
|---------------|-----|-----|
| Extra Innings | 2-0 | 1-0 |
| Shutouts | 6-3 | 3-2 |

| | | |
|-------------------------|------|------|
| Out-Hit Opponent | 34-2 | 18-1 |
| Get Out Hit by Opponent | 5-11 | 3-7 |
| Equal Number of Hits | 0-1 | 0-1 |

| | | |
|-----------------|------|------|
| One-Run Games | 2-2 | 1-1 |
| Two-Run Games | 6-1 | 3-1 |
| Five+ Run Games | 19-4 | 10-2 |

| | | |
|------------------|------|------|
| Leading After 6 | 31-2 | 15-1 |
| Trailing After 6 | 5-11 | 4-7 |
| Tied After 6 | 3-1 | 2-1 |
| Leading After 7 | 34-2 | 17-1 |
| Trailing After 7 | 3-12 | 3-8 |
| Tied After 7 | 2-0 | 1-0 |
| Leading After 8 | 35-0 | 18-0 |
| Trailing After 8 | 2-14 | 2-9 |
| Tied After 8 | 2-0 | 1-0 |

| | | |
|------------------|------|------|
| Commit 0 Errors | 23-2 | 15-1 |
| Commit 1 Error | 12-6 | 4-5 |
| Commit 2+ Errors | 4-6 | 2-3 |

| | | |
|-----------------------|------|------|
| Score 0-2 Runs | 2-8 | 1-5 |
| Score 3-5 Runs | 6-3 | 2-2 |
| Score 6-9 Runs | 14-3 | 9-2 |
| Score 10 or More Runs | 17-0 | 9-0 |
| Allow 0-2 Runs | 21-0 | 11-0 |
| Allow 3-5 Runs | 11-6 | 4-4 |
| Allow 6-9 Runs | 4-5 | 3-2 |
| Allow 10 or More Runs | 3-3 | 2-2 |

| | | |
|----------|------|-----|
| February | 8-1 | 0-0 |
| March | 12-4 | 7-2 |
| April | 8-7 | 6-6 |
| May | 11-2 | 8-1 |
| June | 0-0 | 0-0 |

| | | |
|-----------|------|-----|
| Monday | 0-0 | 0-0 |
| Tuesday | 4-1 | 0-0 |
| Wednesday | 3-0 | 0-0 |
| Thursday | 3-0 | 2-0 |
| Friday | 9-6 | 5-5 |
| Saturday | 13-4 | 8-2 |
| Sunday | 7-3 | 6-2 |



SERIES HISTORY VS.

| | |
|-------------|-------------------------|
| Wake Forest | Wake Forest leads, 14-3 |
| Kentucky | Kentucky leads, 12-4 |
| Binghamton | Never Played |

2025 NCAA TOURNAMENT GAMES

| | |
|--|----------|
| at LSU# | L, 12-5 |
| at LSU# | L, 16-9 |
| vs. Kentucky* | W, 13-12 |
| at Clemson* | W, 9-6 |
| vs. Kentucky* | W, 4-3 |
| * - Clemson, S.C. # - Baton Rouge, La. | |

STATISTICAL RANKINGS

(2026 NCAA/Conference Rankings in parentheses)



| | |
|----------------|--------------|
| Record (Conf.) | 39-14 (21-9) |
| Home | 16-6 |
| Road (Neutral) | 19-7 (4-1) |
| Win-Loss Pct. | .736 |

HITTING STATISTICS

| | |
|-----------------|--------------|
| Batting Average | .303 (36/4) |
| Hits | 550 (71/7) |
| Runs | 389 (101/7) |
| Runs Per Game | 7.3 (74/7) |
| Doubles | 106 (86/6) |
| Triples | 19 (8/1) |
| Home Runs | 42 (212/14) |
| On Base Pct. | .404 (44/3) |
| Slugging Pct. | .452 (106/9) |
| Walks | 272 (73/5) |
| Stolen Bases | 95 (63/2) |
| Sacrifice Bunts | 25 (113/5) |
| Sacrifice Flies | 27 (71/3) |
| Hit by Pitch | 53 (270/11) |

PITCHING STATISTICS

| | |
|-----------------|-------------|
| ERA | 3.82 (9/1) |
| K-to-BB Ratio | 2.38 (42/6) |
| K per 9 Inn. | 9.7 (40/4) |
| BB per 9 Inn. | 4.07 (75/7) |
| Hits per 9 Inn. | 7.56 (8/1) |
| WHIP | 1.29 (14/1) |
| Shutouts | 6 (10/1) |

FIELDING STATISTICS

| | |
|---------------|-------------|
| Fielding Pct. | .980 (19/1) |
| Double Plays | 48 (25/4) |
| Triple Plays | n/a |

(As of 5/28/26)

MORGANTOWN REGIONAL PREVIEW

- Wake Forest is the No. 2 seed and enters the regional 38-19 overall record.
- Kentucky enters as the No 3 seed and is 31-21 this season
- Binghamton is 31-20 this season and is the No. 4 seed.
- West Virginia enters as the top hitting team in the regional with a .303 batting average and the top pitching team with a 3.82 ERA.
- All four teams made a regional in 2025. The Demon Deacons have made five straight, the Wildcats and Mountaineers have made four straight, and the Bearcats made it back-to-back appearances this season.

RECORD VS. 2026 OPPONENTS

Here's how the Mountaineers have stacked up against their 2026 opponents over the years entering this season:

| Name | Last Played | Record |
|------------------|-------------|---------|
| Georgia Southern | 2023 | 9-19 |
| Liberty | 2020 | 5-2 |
| Canisius | 2024 | 14-5 |
| Kennesaw State | 2025 | 4-2 |
| Radford | 2016 | 6-4-1 |
| Columbia | n/a | n/a |
| Maryland | 2023 | 29-39-1 |
| Baylor | 2024 | 20-14 |
| Penn State | 2025 | 46-73 |
| BYU | 2025 | 4-2 |
| Marshall | 2025 | 58-27 |
| Arizona State | n/a | n/a |
| Arizona | 2025 | 3-4 |
| UCF | 2025 | 6-1 |
| Texas Tech | 2024 | 20-23 |
| Houston | 2025 | 3-0 |
| Pitt | 2025 | 122-93 |
| Cincinnati | 2025 | 23-19 |
| Kansas State | 2025 | 21-17 |
| Kansas | 2025 | 22-17 |
| TCU | 2024 | 13-26 |

D1 BASEBALL POSITION RANKINGS

Multiple Mountaineers earned spots on D1Baseball's Position Power Rankings

Reese Bassinger - Relief Pitcher
77 - Week Twelve

Chansen Cole - Starting Pitcher
61 - Week Twelve

Matthew Graveline - Outfielder
150 - Preseason

Armani Guzman - Outfielder
22 - Preseason

Matt Ineich - Shortstop
19 - Week Six
29 - Week Twelve

Gavin Kelly - Catcher
11 - Preseason
9 - Week Six
8 - Week Twelve

Brodie Kresser - Shortstop/Second Base
50 - Preseason (SS)
44 - Week Six (2B)

Dawson Montesa - Starting Pitcher
99 - Preseason

David Perez - Relief Pitcher
35 - Week Six

Paul Schoenfeld - Outfielder
44 - Week Six
61 - Week Twelve

Sean Smith - Outfielder
120 - Preseason

Maxx Yehl - Relief Pitcher/Starting Pitcher
69 - Preseason (RP)
13 - Week Six (SP)
16 - Week Twelve (SP)

IN THE POLLS

| Date | D1 | BA | PG | USA | NCBWA | A |
|------|----|----|----|-----|-------|----|
| Pre | NR | 21 | NR | RV | 27 | NR |
| 2/16 | 25 | 20 | NR | n/a | 23 | NR |
| 2/23 | 24 | 20 | RV | RV | 21 | 23 |
| 3/2 | 23 | 21 | 24 | RV | 21 | 23 |
| 3/9 | NR | 22 | 25 | RV | 23 | 23 |
| 3/16 | 20 | 18 | 20 | 22 | 21 | 21 |
| 3/23 | 17 | 15 | 18 | 16 | 15 | 16 |
| 3/30 | 13 | 13 | 11 | 12 | 11 | 11 |
| 4/6 | 17 | 18 | 16 | 19 | 15 | 18 |
| 4/13 | 15 | 18 | 13 | 15 | 11 | 17 |
| 4/20 | 12 | 14 | 11 | 14 | 10 | 16 |
| 4/27 | 18 | 20 | 17 | 20 | 16 | 17 |
| 5/4 | 15 | 18 | 15 | 15 | 14 | 17 |
| 5/11 | 9 | 13 | 7 | 11 | 9 | 10 |
| 5/18 | 9 | 12 | 6 | 11 | 9 | 10 |
| 5/25 | 9 | 12 | 6 | 11 | 11 | 10 |

D1 = D1Baseball | **BA** = Baseball America | **PG** = Perfect Game | **USA** = USA Today Coaches | **NCBWA** = National Collegiate Baseball Writers Association | **A** = The Athletic

MOUNTAINEER HONORS

Take a look at all the accolades and acknowledgements gathered by members of the WVU baseball team during the 2026 season:

Reese Bassinger
All-Big 12 Honorable Mention

Chansen Cole
All-Big 12 First Team
Big 12 Newcomer of the Week (5/4)

Carson Estridge
All-Big 12 Honorable Mention

Armani Guzman
All-Big 12 Honorable Mention

Gavin Kelly
All-Big 12 First Team
2x Big 12 Player of the Week (3/6, 5/11)

Ian Korn
All-Big 12 First Team

Matt Ineich
All-Big 12 Honorable Mention

Dawson Montesa
Big 12 Newcomer of the Week (3/2)

Paul Schoenfeld
All-Big 12 Second Team

Sean Smith
All-Big 12 Honorable Mention
Big 12 Newcomer of the Week (April 13)

Maxx Yehl
Big 12 Pitcher of the Year
All-Big 12 First Team
2x Big 12 Pitcher of the Week (3/16, 5/11)

ATTENDANCE RECORD

A record 4,629 fans came out to Kendrick Family Ballpark on April 2, 2025 to watch the Mountaineers defeat Pitt, 11-1. It broke the previous record of 4,614 set in 2024, also against Pitt.



BIG 12'S BEST

Check out where the Mountaineers rank among the best of the Big 12 Conference in each category in 2026.

| Category | Name | Rank - Value |
|----------------------|-----------------|--------------|
| Base on Balls | Matt Ineich | 7 - 42 |
| Base on Balls/Game | Matt Ineich | 6 - 0.79 |
| Batting Average | Gavin Kelly | 3 - .379 |
| Complete Games | Chansen Cole | 3 - 1 |
| | Maxx Yehl | 3 - 1 |
| Doubles | Paul Schoenfeld | 10 - 17 |
| ERA | Maxx Yehl | 1 - 2.16 |
| | Ian Korn | 2 - 2.57 |
| | Chansen Cole | 3 - 3.04 |
| Games Started | Chansen Cole | 2 - 15 |
| Hits/9 | Maxx Yehl | 2 - 6.92 |
| | Chansen Cole | 3 - 6.98 |
| | Ian Korn | 6 - 7.43 |
| Hits/Game | Gavin Kelly | 6 - 1.48 |
| OBP | Gavin Kelly | 5 - .480 |
| Pitching Appearances | Reese Basinger | 12 - 55 |
| Runs/Game | Gavin Kelly | 10 - 1.04 |
| Sacrifice Flies | Armani Guzman | 5 - 6 |
| | Brodie Kresser | 6 - 5 |
| Saves | David Perez | 4 - 6 |
| Slugging Percentage | Gavin Kelly | 9 - .680 |
| Stolen Bases | Armani Guzman | 1 - 30 |
| | Paul Schoenfeld | 6 - 21 |
| Stolen Bases/Game | Armani Guzman | 2 - 0.57 |
| | Paul Schoenfeld | 5 - 0.40 |
| Strikeout/BB | Ian Korn | 2 - 5.70 |
| | Maxx Yehl | 7 - 4.13 |
| Strikeouts | Maxx Yehl | 6 - 95 |
| | Chansen Cole | 8 - 83 |
| K/9 | Dawson Montesa | 7 - 11.03 |
| | Maxx Yehl | 8 - 10.78 |
| Triples | Paul Schoenfeld | 1 - 4 |
| | Gavin Kelly | 8 - 3 |
| | Brock Wills | 8 - 3 |
| | Sean Smith | 8 - 3 |
| Triples/Game | Paul Schoenfeld | 6 - 0.08 |
| Victories | Chansen Cole | 1 - 8 |
| | Maxx Yehl | 1 - 8 |
| WHIP | Ian Korn | 1 - 0.98 |
| | Maxx Yehl | 3 - 1.06 |
| | Chansen Cole | 5 - 1.13 |
| Walks/9 | Ian Korn | 2 - 1.43 |

Bold - NCAA Leader

SHORT-CHANGED

West Virginia was placed third in the Preseason Big 12 Poll, which was voted on by the conference's 14 head coaches. However, WVU finished above its preseason ranking for the ninth time in the last 12 complete seasons inside the league.

| Year | Preseason Big 12 Rank | Final Big 12 Rank |
|------|-----------------------|-------------------|
| 2013 | 9th | 4th |
| 2014 | 7th | 6th |
| 2016 | 6th | 4th |
| 2017 | 5th | 4th |
| 2019 | 6th | 4th |
| 2022 | 8th | 6th |
| 2023 | 6th | 1st |
| 2024 | 6th | 4th |
| 2025 | 4th | 1st |

IN THE DRAFT

Since its first two selections in 1965, the West Virginia University baseball team has seen 112 players taken in the MLB Draft, including 44 since 2013

- WVU had at least two players drafted in 12 of the last 13 seasons, including five in 2025.
- The squad's 2025 draftees were: C Logan Sauve (7th round, 200th pick, ATH), 1B Kyle West (13th round, 404th pick, NYY), RHP Robby Porco (13th round, 405th pick, LAD), LHP Griffin Kirm (14th round, 410th pick, ATH), and OF Skylar King (15th round, 448th pick, BOS)
- In all, the Mountaineers have had 14 players taken in the first five rounds of MLB Drafts over the years. Three of them were first rounders - JJ Wetherholt (2024, 7th overall, St. Louis), Alek Manoah (2019, 11th overall, Toronto) and Chris Enochs (1997, 11th overall, Oakland).

NEW INDOOR FACILITY OPENS

The new Baseball Biomechanics and Performance Center officially opened on March 21, 2025. The 8,200-square-foot, state-of-the-art facility, outfitted with cutting-edge performance technology will enhance player evaluation and training capabilities but also serves as an innovation hub for students and faculty in the WVU School of Sport Sciences.

THE LAST TIME...

A Mountaineer Hitter Had:

| | |
|-------------------------------|--|
| Seven At-Bats | 8, Skylar King and Gavin Kelly, vs. Arizona 3/21/25 |
| Six Hits | Vince Belnome, Cincinnati, 5/10/09 |
| Five Hits | Paul Schoenfeld, vs. BYU, 3/20/26 |
| Four Hits | Sean Smith, at Texas Tech, 4/12/26 |
| Five Runs | Grant Buckner, Notre Dame, 5/8/10 |
| Four Runs | Tyrus Hall, at Georgia Southern, 2/13/26 |
| Three Doubles | Grant Hussey, at BYU, 3/29/25 |
| Two Triples | Victor Scott II, at Jacksonville, 2/15/20 |
| Grand Slam | Sean Smith, at No. 22 Arizona State, 3/29/26 |
| Hit For the Cycle | Caleb McNeely, at Kansas State, 3/31/23 |
| 10 RBIs | Grant Buckner, Notre Dame, 5/8/10 |
| Nine RBIs | Vince Belnome, Cincinnati, 5/10/09 |
| Eight RBIs | Kevin Brophy, vs. Illinois, 2/24/18 |
| Seven RBIs | Victor Scott II, Canisius, 3/1/22 |
| Six RBIs | Matt Ineich, vs. Columbia, 3/8/26 |
| 10+ Total Bases | Reed Chumley, vs. Marshall, 3/20/24 |
| Four Walks | Reed Chumley, vs. Baylor, 4/28/24 |
| Three Walks | Brodie Kresser, vs. TCU, 5/16/26 |
| Four Strikeouts | Brock Wills, at Arizona, 3/31/26 |
| Stole Home | Armani Guzman, at No. 7 Kansas, 5/8/26 |
| Five Stolen Bases | Babe Barna, at St. Vincent, 5/22/37 |
| Four Stolen Bases | Victor Scott II, Oklahoma State, 4/16/22 |
| Three Stolen Bases | Paul Schoenfeld, vs. Houston, 4/18/26 |
| Three Home Runs | Kevin Brophy, vs. Illinois, 2/24/18 |
| Two Home Runs | Gavin Kelly, vs. Marshall, 5/5/26 |
| Inside-The-Park Home Run | Nathan Blaskic, Oklahoma, 5/7/21 |
| Walk-Off Home Run | Brodie Kresser, vs. Columbia, 3/7/26 |
| Walk-Off Hit | Matthew Graveline, vs. No. 23 UCF, 4/4/26 |
| Pinch-Hit Home Run | Ellis Garcia, vs. Kansas, 5/16/25 |
| HR in Both Games of DH | Matthew Graveline, at Georgia Southern, 2/13/26 |

A Mountaineer Pitcher Had:

| | |
|-------------------------------------|---|
| No-Hitter | T. Strechay, D. Meadows, S. Gonzalez, J. Watters, Kent State, 3/4/20 |
| Solo No-Hitter (7 innings) | Josh Whitlock, Coppin State, 4/3/07 |
| Solo No-Hitter (9 innings) | Billy Biggs, Buffalo, 3/8/02 |
| Solo One-Hitter | Nick Snyder, Marshall, 4/30/19 |
| One-Hitter | D. Hagen, I. Korn, R. Basinger, D. Perez, at Marshall, 3/24/26 |
| Complete Game | Maxx Yehl, at No. 7 Kansas, 5/8/26 |
| 9-Inning Complete Game | Maxx Yehl, at No. 7 Kansas, 5/8/26 |
| 15+ Strikeouts | 15, Jacob Watters, Texas, 5/7/22 |
| 10+ Strikeouts | 11, Maxx Yehl, vs. BYU, 3/21/26 |
| Four Strikeouts in an Inning | Dawson Montesa, 8th inning vs. TCU, 5/15/26 |

A WVU Team:

| | |
|-----------------------------------|--|
| Scored 30+ Runs | 30, New Jersey Tech, 3/8/09 |
| Scored 25+ Runs | 28, at UNC Greensboro, 3/18/23 |
| Scored 20+ Runs | 20, at BYU, 3/28/25 |
| Had 30+ Hits | 32, New Jersey Tech, 3/8/09 |
| Had 25+ Hits | 29, at Coastal Carolina, 2/25/17 |
| Had 20+ Hits | 20, at BYU, 3/29/25 |
| Had 10+ Doubles | 14, Coppin State, 4/21/98 |
| Had 5+ Doubles | 5, Marshall, 4/8/26 |
| Had 3+ Triples | 3, at Nicholls, 3/2/17 |
| Had Seven Home Runs | Duquesne, 5/7/97 |
| Had Six Home Runs | vs. Penn State, 5/8/24 |
| Had Five Home Runs | 6, vs. Penn State, 5/8/24 |
| Hit Back-to-Back Home Runs | Matt Ineich and Gavin Kelly, vs. Marshall, 5/5/26 |
| Hit Back-to-Back-Back Home Runs | 4, at Kansas, 4/7/24 |
| Hit Four Straight Home Runs | at Kansas, 4/7/24 |
| Had 10+ Walks | 10, at Arizona, 3/31/26 |
| Stole 10+ Bases | 10, vs. Pitt, 4/20/22 |
| Stole 5+ Bases | 5, vs. Houston, 4/19/26 |
| Had Two or Fewer Hits | 2, vs. Pitt, 4/21/26 |
| Was No-Hit (7 innings) | at Marietta, L 1-3, 3/20/82 |
| Was No-Hit (9 innings) | at No. 17 Oklahoma, 3/22/24 |
| Struck Out 15+ Batters | 16, at Cincinnati, 4/24/26 |
| Walked 10+ Batters | 15, vs. Pitt, 4/21/26 |
| Walked Zero Batters | vs. TCU, 5/14/26 |
| Pitched a Shut Out | vs. TCU, W 2-0, 5/14/26 |
| Was Shut Out - Overall | vs. No. 13 Kansas, L 0-9, 5/23/26 |
| Was Shut Out - At Home | vs. TCU, L 0-4, 5/15/26 |
| Was Shut Out - On the Road | at No. 17 Oklahoma, 3/22/24 |
| Had 50+ At-Bats | 53, at Cincinnati, 4/24/26 |
| Had 20+ RBIs | 21, 55, at UNC Greensboro, 3/18/23 |
| Had 50+ Total Bases | 51, at Coastal Carolina, 2/25/17 |
| Had 30+ Total Bases | 31, vs. Ohio, W 19-6, 2/25/26 |

The Mountaineers:

| | |
|---------------------------------------|---|
| Beat a Top-5 Team | vs. No. 3 Oklahoma State, 5-2, 4/16/22 |
| Beat a Top-10 Team | at No. 7 Kansas, 13-2, 5/10/26 |
| Beat a Top-10 Team on the Road | at No. 7 Kansas, 13-2, 5/10/26 |
| Beat a Top-25 Team | vs. No. 21 Arizona State, 7-3, 5/22/26 |
| Won Home Series vs. Top-10 Team | No. 3 TCU, 2-1, 4/14-16/17 |
| Won Series at Top-10 Team | at No. 7 Kansas, 5/8-10/26 |
| Won Home Series vs. Top-25 Team | vs. No. 17 UCF, 3-0, 4/12-14/24 |
| Won Series at Top-25 Team | at No. 7 Kansas, 3-0, 5/8-10/26 |
| Swept a Big 12 Opponent | at No. 7 Kansas, 5/8-10/26 |
| Swept by a Big 12 Opponent | vs. Kansas, 5/15-17/25 |



STRONG PITCHING

The Mountaineers tossed back-to-back shutouts against Liberty on Feb. 20-21. It was the first time WVU had thrown two consecutive shutouts since March 4 & 6, 2020, against Kent State and Mercer. The game against the Golden Flashes was also the most recent no-hitter for the Mountaineers.

KELLY NAMED BIG 12 PLAYER OF THE WEEK

Sophomore Gavin Kelly was named Big 12 Player of the Week on March 2, after hitting .579 (11-for-19) with two home runs, three doubles, six RBI, and seven runs scored against Ohio and Kennesaw State. He had multiple hits in all four games, including three hits in all three games at Kennesaw State. The Pittsburgh native had his first multi-home run game in the finale against the Owls. He also added four walks for a .652 OBP and a 1.705 OPS.

MONTESA NAMED BIG 12 NEWCOMER OF THE WEEK

Junior Dawson Montesa was named Big 12 Newcomer of the Week after a dominant performance against Kennesaw State. He struck out 11 in 7.0 innings of work and allowed just one run on four hits to earn the win.

WALK-OFF SLAM

On March 7 against Columbia, Brodie Kresser hit a walk-off grand slam, the first walk-off for the Mountaineers since Reed Chumley hit a walk-off home run against UCF in 2024.

SALAMI FOR EVERYONE

On March 8, Matt Ineich hit a grand slam, already the third grand slam of the season for WVU, joining Kresser's walk-off and Paul Schoenfeld against Liberty on Feb. 20. As of March 12, three of WVU's 12 home runs have been grand slams.

WATCH LIST SEASON

Sophomore Matt Ineich was named to the Brooks Wallace Award Watch List while sophomore Chansen Cole earned a spot on the Pitcher of the Year Watch List. Both awards are handed out by the College Baseball Hall of Fame.

YEHL TAKES HOME HONORS

After racking up 12 strikeouts in 8.0 scoreless innings at Baylor, Maxx Yehl was named the Big 12 Pitcher of the Week, the NCBWA National Pitcher of the Week, and earned a spot on Baseball America's National Team of the Week.

SILENCING THE HERD

In its first matchup with Marshall this season, WVU threw a one-hit shutout in Huntington, winning 3-0, with the Herd not recording a hit until the seventh inning. It was already the fourth shutout of the season for the Mountaineers, surpassing their total from 2025.

MOUNTAINEERS IN THE PROS

Two Mountaineers earned spots on big league rosters on Opening Day with JJ Wetherholt and Victor Scott II both playing for the St. Louis Cardinals. For Wetherholt, it his major league debut.

STATEMENT WIN

West Virginia got its first opportunity against a ranked opponent when they took on No. 22 Arizona State in Phoenix, March 27-29. After dropping the first game, the Mountaineers came back to win on Saturday and Sunday to claim the series.

KELLY NAMED TO TEAM OF THE WEEK

After going 8-for-17 with a home run and six RBI in

BIG 12 WEEKLY AWARDS

| | PLAYER | PITCHER | NEWCOMER |
|----------|-------------------------|-----------------------|----------------------------|
| Feb. 16 | Dee Kennedy, KSU | Noah Franco, TCU | Tyce Armstrong, BAY |
| Feb. 23 | Aidan Meolo, OSU | Matt Sauser, UCF | Linkin Garcia, TTU |
| Mar. 2 | Gavin Kelly, WVU | Ethan Lund, OSU | Grant Gallagher, KSU |
| Mar. 9 | Quinton Coats, UC | Owen Kramkowski, ARIZ | Dawson Montesa, WVU |
| Mar. 16 | Shintaro Inoue, KSU | Maxx Yehl, WVU | Caden Ferraro, TTU |
| Mar. 23 | Quinton Coats, UC | Lance Davis, TCU | Dean Toigo, ASU |
| Mar. 30 | Landon Hairston, ASU | Mathis Nayral, KU | Lance Davis, TCU |
| April 6 | Tyson LeBlanc, KU | Zack James, TCU | Connor Shouse, TTU |
| April 13 | Landon Hairston, ASU | Boede Rahe, KU | Tyson LeBlanc, KU |
| April 20 | Jack Natili, UC | Smith Bailey, ARIZ | Tyson LeBlanc, KU |
| April 27 | Tyson Owens, KU | Camden Wicker, UCF | Boede Rahe, KU |
| May 4 | Tyce Armstrong, BAY | Luc Fladda, ARIZ | Sean Smith, WVU |
| May 11 | Gavin Kelly, WVU | Lucas Davenport, BAY | Tyce Armstrong, BAY |
| May 18 | Logan Hughes, TTU | Dominic Voegele, KAN | Dominic Smaldino, ASU |
| | Quinton Coats, UC | Maxx Yehl, WVU | Tyce Armstrong, BAY |
| | | James Guyette, KSU | Cal Miller, UTAH |
| | | Lance Davis, TCU | Tyson Owens, KU |
| | | | Chansen Cole, WVU |
| | | | Tyce Armstrong, BAY |
| | | | Dominic Smaldino, ASU |
| | | | Lance Davis, TCU |

four games, sophomore Gavin Kelly was named to the Baseball America National Team of the Week. He also extended his hitting streak to 20 games.

YEHL STANDS OUT

Redshirt senior Maxx Yehl was named to the Baseball America Pitcher of the Year watch list. At the time of the release, he is 5-0 with a 1.38 ERA and 48 strikeouts in 39.0 innings.

MIDSEASON HONORS

Three Mountaineers earned Midseason All-America honors by Baseball America. Gavin Kelly was named to the Second Team as a second baseman, Maxx Yehl earned a spot on the Third Team as a starting pitcher and reliever David Perez was named to the Freshman Second Team.

BUSTER POSEY WATCH LIST

Sophomore Gavin Kelly was named to the Buster Posey Award Watch List, an honor given to the nation's top catcher. As of April 2, he is hitting .415 with four home runs, 26 RBI, and 30 runs scored and leads the Big 12 with 13 doubles.

COMEBACK KIDS

Trailing 10-2 entering sixth inning against UCF on April 4, the Mountaineers scored two runs in the sixth, three in the seventh, and finally four in the ninth to win 11-10. Matthew Graveline, who did not start that game and was battling flu-like symptoms, had the walk-off, two out, two-run single in the bottom of the ninth.

WINNING WEEKEND IN LUBBOCK

For the first time in program history, WVU won a series at Texas Tech, taking two of three from April 10-12. All three starting pitchers went at least 7.0 innings, the first time since 2019 that a weekend rotation accomplished that.

HEADING EAST

The Mountaineers defeated Penn State, 3-1, on April 15, in Hagerstown, Md., just under 10 miles from West Virginia's eastern panhandle. It was the first time WVU played in the eastern panhandle region since playing at Shepherd College in 1938.

COLE, YEHL, INEICH NAMED SEMIFINALISTS

Chansen Cole and Maxx Yehl were both named National Pitcher of the Year semifinalists as WVU was one of just five schools with multiple players on the list. Matt Ineich was named a Brooks Wallace Award semifinalist for the nation's top shortstop, and award that former Mountaineer Jedd Gyorko won in 2010.

BASSINGER, PEREZ NAMED TO WATCH LIST

Reese Bassinger and David Perez were both named to the Stopper of the Year midseason watch list by NCBWA. The Mountaineers were one of just three schools with multiple players recognized.

COLE GOES THE DISTANCE

For the first time this season, a Mountaineer pitcher threw a complete game as sophomore Chansen Cole struck out nine and allowed just one run against Kansas State. For his efforts, he was named the Big 12 Newcomer of the Week.

KELLY NAMED TO TEAM USA

Sophomore Gavin Kelly was invited to the USA Collegiate National Team Training Camp this summer as well as the Stars vs. Stripes series. He is the second Mountaineers ever invited, joining JJ Wetherholt in 2023.

ROCK CHALK SWEEP

For the first time in program history, the Mountaineers went on the road against a ranked team and left with three victories as WVU swept No. 7 Kansas, May 8-10, outscoring the Jayhawks, 22-5. It is just the second time WVU has ever swept a top-25 opponent.

KELLY, YEHL NAMED NATIONAL SEMIFINALISTS

Redshirt junior Maxx Yehl and sophomore Gavin Kelly were both named semifinalists for the Dick Howser Trophy while Kelly also earned a spot on the list of semifinalists for the Golden Spikes Award

KELLY NAMED TOP PROSPECT

According to Baseball America, sophomore Gavin Kelly is the No. 1 college prospect in the 2027 MLB Draft. One metric that has gotten the scouts attention is his ability to barrel a baseball as he leads the country with 56 barrels despite having the least amount of plate appearances of anyone in the top 25.

YEHL NAMED BIG 12 PITCHER OF THE YEAR

Redshirt junior Maxx Yehl was named the 2026 Big 12 Pitcher of the Year, becoming the third Mountaineer in program history to earn the honor (Harrison Musgrave - 2013, Alek Manoah - 2019). He led the conference with a 2.10 ERA while compiling 88 strikeouts in 73.0 innings.

TEN MOUNTAINEERS NAMED ALL-BIG 12


Yehl was one of four Mountaineers on the All-Big 12 First Team alongside fellow pitchers Chansen Cole and Ian Korn as well as catcher Gavin Kelly. Outfielder Paul Schoenfeld was named to the second team while Reese Bassinger, Carson Estridge, Armani Guzman, Matt Ineich, and Sean Smith were Honorable Mentions.

WE'RE HOSTING

For the third time in program history, West Virginia is hosting postseason baseball. The first came back in 1955 while it was most recently accomplished in 2019. The Mountaineers have never won a home regional.

GOING FOR THREE STRAIGHT

The Mountaineers are looking for its third straight regional title after winning the 2024 Tucson Regional and the 2025 Clemson Regional. WVU is one of five teams in the 2026 field coming off back-to-back super regional appearances along with North Carolina, Florida State, Oregon State, and Tennessee.



GAVIN KELLY



22 STEVE SABINS HEAD COACH

Personal

| | |
|------------|--|
| Hometown | Austin, Texas |
| Alma Mater | Embry-Riddle, 2011 (B.S.) Oklahoma State, 2013 (M.S.) |
| Family | wife, Tabitha; daughter, Charlie; son, Tucker |

Playing Experience

| | |
|---------|-------------------------------|
| 2007 | Angelina College (NJCAA) |
| 2008 | Daytona State College (NJCAA) |
| 2009 | Oklahoma State (NCAA) |
| 2010-11 | Embry-Riddle (NAIA) |

Playing Honors

| | |
|------|--|
| 2011 | Sun Conference Player of the Year NAIA All-American |
|------|--|

Postseason Experience

| | |
|-------------------|---------------------|
| at Oklahoma State | |
| 2009 | NCAA Regional |
| 2013 | NCAA Regional |
| 2014 | NCAA Regional |
| 2014 | NCAA Super Regional |
| 2015 | NCAA Regional |


at West Virginia

| | |
|------|---------------------|
| 2017 | NCAA Regional |
| 2019 | NCAA Regional |
| 2023 | NCAA Regional |
| 2024 | NCAA Regional |
| 2024 | NCAA Super Regional |
| 2025 | NCAA Regional |
| 2025 | NCAA Super Regional |

Coaching Record

| Year | School | Pos. | W-L | NCAA |
|------|----------------|------|-------|-------------|
| 2012 | Oklahoma State | GA | 32-25 | |
| 2013 | Oklahoma State | GA | 41-19 | Regional |
| 2014 | Oklahoma State | DC | 48-18 | S. Regional |
| 2015 | Oklahoma State | VAC | 38-20 | Regional |
| 2016 | West Virginia | AC | 36-22 | |
| 2017 | West Virginia | AC | 36-26 | Regional |
| 2018 | West Virginia | AC | 29-27 | |
| 2019 | West Virginia | AC | 38-22 | Regional |
| 2020 | West Virginia | AC | 11-5 | COVID-19 |
| 2021 | West Virginia | AC | 25-27 | |
| 2022 | West Virginia | AC | 33-22 | |
| 2023 | West Virginia | AC | 40-20 | Regional |
| 2024 | West Virginia | AC | 36-24 | S. Regional |
| 2025 | West Virginia | HC | 44-16 | S. Regional |
| 2026 | West Virginia | HC | 39-14 | |

| | |
|--------------------------|-------|
| Total Years – Coaching | 15th |
| Total Years – Head Coach | 2nd |
| NCAA Tournaments | 8 |
| Head Coaching Record | 83-30 |





2026 RESULTS SUMMARY

| DATE | OPPONENT | SCORE | INNS | OVERALL | CONF | PITCHER OF RECORD | SAVE | ATTEND | TIME |
|------------|-----------------------|---------|------|---------|------|--------------------------|----------------------|--------|------|
| 02-13-26 | at Georgia Southern | W 15-3 | 9 | 1-0 | | BASSINGER, Reese (W 1-0) | | 3023 | 3:52 |
| 02-14-26 | at Georgia Southern | W 11-10 | 9 | 2-0 | | MEYER, Chase (W 1-0) | ESTRIDGE, Carson (1) | 2836 | 3:44 |
| 02-14-26 | at Georgia Southern | W 5-2 | 9 | 3-0 | | MONTESA, Dawson (W 1-0) | PEREZ, David (1) | 2674 | 3:21 |
| 02-20-26 | at Liberty | W 12-0 | 9 | 4-0 | | COLE, Chansen (W 1-0) | | 1370 | 3:10 |
| 02-21-26 | at Liberty | W 2-0 | 9 | 5-0 | | YEHL, Maxx (W 1-0) | PEREZ, David (2) | 2390 | 2:32 |
| 02-21-26 | at Liberty | L 1-4 | 9 | 5-1 | | MONTESA, Dawson (L 1-1) | | 2390 | 2:59 |
| 02-25-26 | Ohio | W 19-6 | 9 | 6-1 | | HAGEN, David (W 1-0) | | 2055 | 3:54 |
| 02-27-26 | at Kennesaw St. | W 12-4 | 9 | 7-1 | | MONTESA, Dawson (W 2-1) | | 752 | 3:04 |
| 02-28-26 | at Kennesaw St. | W 9-1 | 9 | 8-1 | | COLE, Chansen (W 2-0) | | 1005 | 3:11 |
| 03-01-26 | at Kennesaw St. | L 6-7 | 9 | 8-2 | | PEREZ, David (L 0-1) | | 802 | 3:08 |
| 03-06-26 | Columbia | L 4-7 | 9 | 8-3 | | MONTESA, Dawson (L 2-2) | | 2233 | 3:03 |
| 03-07-26+ | Columbia | W 9-5 | 10 | 9-3 | | PEREZ, David (W 1-1) | | 2885 | 3:50 |
| 03-08-26 | Columbia | W 16-1 | 9 | 10-3 | | YEHL, Maxx (W 2-0) | | 2508 | 2:57 |
| 03-10-26 | Maryland | W 10-3 | 9 | 11-3 | | ESTRIDGE, Carson (W 1-0) | | 2480 | 3:45 |
| 03-13-26* | at Baylor | L 6-7 | 9 | 11-4 | 0-1 | BASSINGER, Reese (L 1-1) | | 2318 | 3:17 |
| 03-14-26* | at Baylor | W 13-2 | 7 | 12-4 | 1-1 | COLE, Chansen (W 3-0) | | 2461 | 2:44 |
| 03-15-26* | at Baylor | W 8-0 | 9 | 13-4 | 2-1 | YEHL, Maxx (W 3-0) | | 1962 | 2:43 |
| 03-19-26* | BYU | W 7-4 | 9 | 14-4 | 3-1 | MONTESA, Dawson (W 3-2) | PEREZ, David (3) | 2178 | 3:05 |
| 03-20-26* | BYU | W 12-10 | 9 | 15-4 | 4-1 | KORN, Ian (W 1-0) | PEREZ, David (4) | 2133 | 3:37 |
| 03-21-26* | BYU | W 11-1 | 8 | 16-4 | 5-1 | YEHL, Maxx (W 4-0) | | 2706 | 2:47 |
| 03-24-26 | at Marshall | W 3-0 | 9 | 17-4 | | HAGEN, David (W 2-0) | PEREZ, David (5) | 2285 | 2:49 |
| 03-27-26* | at Arizona State | L 4-14 | 8 | 17-5 | 5-2 | MONTESA, Dawson (L 3-3) | | 3788 | 3:33 |
| 03-28-26* | at Arizona State | W 13-7 | 9 | 18-5 | 6-2 | YEHL, Maxx (W 5-0) | | 3299 | 3:13 |
| 03-29-26* | at Arizona State | W 9-5 | 9 | 19-5 | 7-2 | COLE, Chansen (W 4-0) | PEREZ, David (6) | 3299 | 3:14 |
| 03-31-26 | at Arizona | W 7-4 | 9 | 20-5 | | ESTRIDGE, Carson (W 2-0) | BASSINGER, Reese (1) | 2084 | 3:15 |
| 04-03-26* | UCF | L 0-5 | 9 | 20-6 | 7-3 | MONTESA, Dawson (L 3-4) | | 3850 | 3:02 |
| 04-04-26* | UCF | W 11-10 | 9 | 21-6 | 8-3 | ESTRIDGE, Carson (W 3-0) | | 3413 | 3:30 |
| 04-05-26* | UCF | L 1-5 | 9 | 21-7 | 8-4 | COLE, Chansen (L 4-1) | | 2386 | 2:51 |
| 04-08-26 | Marshall | W 12-2 | 8 | 22-7 | | KORN, Ian (W 2-0) | | 3312 | 3:03 |
| 04-10-26* | at Texas Tech | W 12-8 | 9 | 23-7 | 9-4 | PEREZ, David (W 2-1) | | 3754 | 3:45 |
| 04-11-26* | at Texas Tech | L 1-4 | 9 | 23-8 | 9-5 | YEHL, Maxx (L 5-1) | | 3442 | 2:53 |
| 04-12-26* | at Texas Tech | W 10-2 | 9 | 24-8 | 10-5 | COLE, Chansen (W 5-1) | | 3428 | 3:04 |
| 04-15-26- | vs. Penn State (N) | W 3-1 | 9 | 25-8 | | HAGEN, David (W 3-0) | BASSINGER, Reese (2) | 4748 | 2:17 |
| 04-17-26* | Houston | L 7-10 | 9 | 25-9 | 10-6 | MONTESA, Dawson (L 3-5) | | 3851 | 3:06 |
| 04-18-26* | Houston | W 7-1 | 9 | 26-9 | 11-6 | KORN, Ian (W 3-0) | | 3237 | 3:10 |
| 04-19-26* | Houston | W 7-3 | 9 | 27-9 | 12-6 | COLE, Chansen (W 6-1) | | 2657 | 3:29 |
| 04-21-26 | Pitt | L 1-23 | 7 | 27-10 | | THACKER, Bryson (L 0-1) | | 4571 | 3:07 |
| 04-24-26** | at Cincinnati | W 9-5 | 13 | 28-10 | 13-6 | COLE, Chansen (W 7-1) | | 1457 | 4:43 |
| 04-25-26* | at Cincinnati | L 2-5 | 9 | 28-11 | 13-7 | HAGEN, David (L 3-1) | | 1649 | 3:40 |
| 04-26-26* | at Cincinnati | L 5-7 | 9 | 28-12 | 13-8 | BASSINGER, Reese (L 1-2) | | 1503 | 3:18 |
| 05-01-26* | Kansas State | W 7-0 | 9 | 29-12 | 14-8 | YEHL, Maxx (W 6-1) | KORN, Ian (1) | 2884 | 2:59 |
| 05-02-26* | Kansas State | W 9-1 | 9 | 30-12 | 15-8 | COLE, Chansen (W 8-1) | | 3067 | 2:10 |
| 05-03-26* | Kansas State | W 13-6 | 9 | 31-12 | 16-8 | ESTRIDGE, Carson (W 4-0) | | 2757 | 3:07 |
| 05-05-26- | vs. Marshall (N) | W 7-2 | 9 | 32-12 | | HAGEN, David (W 4-1) | | 9302 | 3:03 |
| 05-08-26* | at Kansas | W 4-1 | 9 | 33-12 | 17-8 | YEHL, Maxx (W 7-1) | | 2192 | 2:55 |
| 05-09-26* | at Kansas | W 5-2 | 9 | 34-12 | 18-8 | KORN, Ian (W 4-0) | | 2301 | 2:35 |
| 05-10-26* | at Kansas | W 13-2 | 8 | 35-12 | 19-8 | BASSINGER, Reese (W 2-2) | | 2087 | 3:12 |
| 05-14-26* | TCU | W 2-0 | 9 | 36-12 | 20-8 | KORN, Ian (W 5-0) | ESTRIDGE, Carson (2) | 2645 | 2:32 |
| 05-15-26* | TCU | L 0-4 | 9 | 36-13 | 20-9 | YEHL, Maxx (L 7-2) | | 3759 | 2:34 |
| 05-16-26* | TCU | W 6-4 | 9 | 37-13 | 21-9 | BASSINGER, Reese (W 3-2) | | 3846 | 3:00 |
| 05-21-26-^ | vs. Kansas State (N) | W 4-2 | 9 | 38-13 | | YEHL, Maxx (W 8-2) | KORN, Ian (2) | 2119 | 2:21 |
| 05-22-26-^ | vs. Arizona State (N) | W 7-3 | 9 | 39-13 | | BASSINGER, Reese (W 4-2) | MONTESA, Dawson (1) | 2153 | 3:08 |
| 05-23-26-^ | vs. Kansas (N) | L 0-9 | 9 | 39-14 | | KORN, Ian (L 5-1) | | 3293 | 3:08 |

* Conf Game; - Neutral Site; + Extra Innings; ^ Postseason; (F) Forfeit





2026 TEAM BATTING GAME-BY-GAME

| DATE | OPPONENT | AB | R | H | RBI | 2B | 3B | HR | TB | AVG | BB | IBB | SB | CS | HBP | SAC | SF | GDP | K | LOB | PO | A | E |
|---------------|-----------------------|-------------|------------|------------|------------|------------|-----------|-----------|------------|-------------|------------|----------|-----------|-----------|-----------|-----------|-----------|-----------|------------|------------|-------------|------------|-----------|
| 02-13 | at Georgia Southern | 35 | 15 | 12 | 11 | 4 | 1 | 0 | 18 | .343 | 8 | 0 | 2 | 2 | 4 | 0 | 2 | 1 | 8 | 7 | 27 | 7 | 1 |
| 02-14 | at Georgia Southern | 38 | 11 | 12 | 8 | 2 | 0 | 1 | 17 | .316 | 2 | 0 | 6 | 0 | 3 | 1 | 0 | 0 | 10 | 6 | 27 | 12 | 2 |
| 02-14 | at Georgia Southern | 34 | 5 | 9 | 5 | 3 | 0 | 1 | 15 | .265 | 10 | 0 | 1 | 0 | 0 | 0 | 0 | 1 | 7 | 12 | 27 | 8 | 1 |
| 02-20 | at Liberty | 36 | 12 | 11 | 12 | 2 | 0 | 2 | 19 | .306 | 5 | 0 | 6 | 0 | 4 | 1 | 1 | 0 | 6 | 8 | 27 | 6 | 0 |
| 02-21 | at Liberty | 32 | 2 | 7 | 1 | 2 | 0 | 0 | 9 | .219 | 1 | 0 | 1 | 0 | 0 | 0 | 0 | 1 | 7 | 4 | 27 | 11 | 0 |
| 02-21 | at Liberty | 36 | 1 | 10 | 1 | 2 | 0 | 0 | 12 | .278 | 2 | 0 | 1 | 1 | 0 | 0 | 0 | 1 | 11 | 9 | 24 | 3 | 0 |
| 02-25 | Ohio | 41 | 19 | 16 | 18 | 7 | 1 | 2 | 31 | .390 | 10 | 0 | 2 | 0 | 1 | 0 | 1 | 0 | 8 | 10 | 27 | 12 | 0 |
| 02-27 | at Kennesaw St. | 40 | 12 | 16 | 11 | 5 | 0 | 1 | 24 | .400 | 6 | 0 | 3 | 2 | 1 | 0 | 1 | 1 | 7 | 9 | 27 | 7 | 0 |
| 02-28 | at Kennesaw St. | 35 | 9 | 10 | 8 | 1 | 0 | 1 | 14 | .286 | 11 | 0 | 2 | 0 | 2 | 0 | 1 | 0 | 10 | 13 | 27 | 13 | 0 |
| 03-01 | at Kennesaw St. | 32 | 6 | 7 | 6 | 1 | 0 | 2 | 14 | .219 | 6 | 0 | 2 | 0 | 2 | 1 | 0 | 0 | 7 | 9 | 24 | 10 | 2 |
| 03-06 | Columbia | 30 | 4 | 5 | 2 | 2 | 1 | 0 | 9 | .167 | 4 | 0 | 0 | 2 | 2 | 0 | 1 | 0 | 6 | 5 | 27 | 7 | 1 |
| 03-07 | Columbia | 44 | 9 | 15 | 7 | 1 | 1 | 1 | 21 | .341 | 4 | 0 | 3 | 1 | 2 | 0 | 0 | 0 | 6 | 12 | 30 | 15 | 2 |
| 03-08 | Columbia | 32 | 16 | 12 | 14 | 2 | 0 | 1 | 17 | .375 | 13 | 0 | 0 | 1 | 3 | 1 | 2 | 1 | 7 | 11 | 27 | 12 | 0 |
| 03-10 | Maryland | 34 | 10 | 12 | 9 | 2 | 1 | 0 | 16 | .353 | 11 | 0 | 3 | 2 | 2 | 0 | 0 | 0 | 11 | 13 | 27 | 8 | 1 |
| 03-13 | at Baylor | 35 | 6 | 10 | 5 | 3 | 0 | 2 | 19 | .286 | 3 | 0 | 1 | 0 | 0 | 1 | 0 | 1 | 8 | 6 | 24 | 8 | 1 |
| 03-14 | at Baylor | 35 | 13 | 17 | 13 | 6 | 1 | 0 | 25 | .486 | 8 | 0 | 0 | 0 | 0 | 1 | 1 | 1 | 7 | 12 | 21 | 9 | 0 |
| 03-15 | at Baylor | 29 | 8 | 8 | 7 | 1 | 0 | 1 | 12 | .276 | 7 | 2 | 0 | 0 | 0 | 1 | 2 | 1 | 5 | 4 | 27 | 8 | 0 |
| 03-19 | BYU | 32 | 7 | 9 | 5 | 1 | 0 | 1 | 13 | .281 | 8 | 0 | 1 | 0 | 1 | 0 | 0 | 1 | 11 | 10 | 27 | 3 | 0 |
| 03-20 | BYU | 39 | 12 | 18 | 10 | 3 | 1 | 0 | 23 | .462 | 2 | 0 | 0 | 0 | 0 | 1 | 2 | 0 | 9 | 8 | 27 | 8 | 0 |
| 03-21 | BYU | 28 | 11 | 9 | 9 | 0 | 1 | 1 | 14 | .321 | 14 | 0 | 5 | 1 | 1 | 0 | 2 | 0 | 4 | 9 | 24 | 7 | 1 |
| 03-24 | at Marshall | 33 | 3 | 7 | 3 | 1 | 0 | 0 | 8 | .212 | 4 | 0 | 1 | 1 | 0 | 0 | 0 | 0 | 8 | 6 | 27 | 8 | 1 |
| 03-27 | at Arizona State | 35 | 4 | 13 | 4 | 5 | 0 | 0 | 18 | .371 | 2 | 0 | 1 | 0 | 1 | 1 | 0 | 1 | 12 | 11 | 23 | 8 | 1 |
| 03-28 | at Arizona State | 41 | 13 | 16 | 10 | 2 | 1 | 1 | 23 | .390 | 5 | 0 | 4 | 0 | 1 | 1 | 0 | 1 | 6 | 8 | 27 | 8 | 2 |
| 03-29 | at Arizona State | 37 | 9 | 12 | 8 | 2 | 0 | 1 | 17 | .324 | 5 | 0 | 5 | 0 | 0 | 1 | 0 | 0 | 10 | 7 | 27 | 12 | 0 |
| 03-31 | at Arizona | 33 | 7 | 5 | 4 | 0 | 0 | 0 | 5 | .152 | 10 | 0 | 6 | 0 | 2 | 0 | 0 | 0 | 16 | 11 | 27 | 4 | 1 |
| 04-03 | UCF | 30 | 0 | 3 | 0 | 0 | 0 | 0 | 3 | .100 | 1 | 0 | 2 | 1 | 3 | 0 | 0 | 1 | 7 | 7 | 27 | 5 | 0 |
| 04-04 | UCF | 38 | 11 | 13 | 9 | 2 | 0 | 2 | 21 | .342 | 4 | 1 | 1 | 0 | 0 | 1 | 1 | 1 | 9 | 5 | 27 | 14 | 1 |
| 04-05 | UCF | 29 | 1 | 4 | 1 | 0 | 1 | 0 | 6 | .138 | 4 | 0 | 1 | 0 | 0 | 0 | 1 | 0 | 7 | 6 | 27 | 9 | 2 |
| 04-08 | Marshall | 34 | 12 | 15 | 10 | 5 | 0 | 0 | 20 | .441 | 7 | 0 | 2 | 2 | 0 | 1 | 0 | 1 | 7 | 6 | 24 | 9 | 1 |
| 04-10 | at Texas Tech | 38 | 12 | 14 | 10 | 2 | 0 | 0 | 16 | .368 | 7 | 2 | 2 | 1 | 2 | 0 | 0 | 2 | 6 | 8 | 27 | 16 | 1 |
| 04-11 | at Texas Tech | 33 | 1 | 7 | 1 | 3 | 0 | 1 | 13 | .212 | 0 | 0 | 0 | 1 | 0 | 0 | 0 | 0 | 6 | 6 | 24 | 11 | 1 |
| 04-12 | at Texas Tech | 42 | 10 | 18 | 10 | 4 | 1 | 0 | 24 | .429 | 3 | 0 | 1 | 0 | 0 | 0 | 1 | 0 | 2 | 9 | 27 | 12 | 0 |
| 04-15 | vs. Penn State (N) | 28 | 3 | 6 | 3 | 1 | 1 | 1 | 12 | .214 | 2 | 0 | 0 | 0 | 0 | 1 | 1 | 0 | 5 | 5 | 27 | 12 | 0 |
| 04-17 | Houston | 36 | 7 | 9 | 7 | 2 | 0 | 1 | 14 | .250 | 3 | 0 | 0 | 0 | 1 | 0 | 0 | 0 | 5 | 7 | 27 | 6 | 2 |
| 04-18 | Houston | 33 | 7 | 10 | 7 | 2 | 1 | 0 | 14 | .303 | 4 | 0 | 5 | 0 | 0 | 1 | 0 | 0 | 10 | 7 | 27 | 9 | 0 |
| 04-19 | Houston | 34 | 7 | 10 | 4 | 2 | 0 | 2 | 18 | .294 | 4 | 0 | 5 | 0 | 1 | 1 | 0 | 0 | 8 | 9 | 27 | 8 | 2 |
| 04-21 | Pitt | 22 | 1 | 2 | 0 | 0 | 0 | 0 | 2 | .091 | 5 | 0 | 0 | 0 | 1 | 0 | 0 | 1 | 9 | 6 | 21 | 9 | 2 |
| 04-24 | at Cincinnati | 53 | 9 | 18 | 8 | 2 | 0 | 1 | 23 | .340 | 6 | 1 | 0 | 2 | 1 | 1 | 0 | 1 | 12 | 13 | 39 | 13 | 0 |
| 04-25 | at Cincinnati | 32 | 2 | 6 | 1 | 1 | 0 | 0 | 7 | .188 | 4 | 0 | 1 | 1 | 0 | 0 | 0 | 0 | 13 | 7 | 24 | 7 | 2 |
| 04-26 | at Cincinnati | 34 | 5 | 10 | 4 | 1 | 0 | 0 | 11 | .294 | 4 | 0 | 2 | 0 | 2 | 2 | 0 | 1 | 6 | 10 | 24 | 11 | 1 |
| 05-01 | Kansas State | 33 | 7 | 11 | 6 | 1 | 0 | 0 | 12 | .333 | 3 | 0 | 2 | 0 | 1 | 0 | 2 | 0 | 5 | 8 | 27 | 8 | 0 |
| 05-02 | Kansas State | 38 | 9 | 15 | 8 | 3 | 2 | 2 | 28 | .395 | 4 | 0 | 0 | 1 | 0 | 0 | 1 | 1 | 2 | 10 | 27 | 9 | 0 |
| 05-03 | Kansas State | 33 | 13 | 12 | 10 | 3 | 0 | 3 | 24 | .364 | 4 | 0 | 4 | 0 | 2 | 2 | 0 | 1 | 10 | 4 | 27 | 7 | 1 |
| 05-05 | vs. Marshall (N) | 30 | 7 | 9 | 7 | 1 | 0 | 3 | 19 | .300 | 8 | 0 | 1 | 1 | 2 | 0 | 1 | 1 | 9 | 10 | 27 | 7 | 0 |
| 05-08 | at Kansas | 35 | 4 | 8 | 3 | 0 | 1 | 2 | 16 | .229 | 4 | 0 | 3 | 0 | 1 | 0 | 0 | 0 | 12 | 9 | 27 | 11 | 0 |
| 05-09 | at Kansas | 37 | 5 | 12 | 4 | 1 | 0 | 2 | 19 | .324 | 2 | 0 | 0 | 1 | 0 | 0 | 1 | 0 | 8 | 8 | 27 | 10 | 0 |
| 05-10 | at Kansas | 34 | 13 | 13 | 13 | 2 | 2 | 1 | 22 | .382 | 8 | 1 | 3 | 1 | 1 | 0 | 1 | 1 | 7 | 7 | 24 | 6 | 0 |
| 05-14 | TCU | 24 | 2 | 4 | 2 | 3 | 0 | 0 | 7 | .167 | 4 | 0 | 0 | 0 | 0 | 1 | 1 | 2 | 9 | 4 | 27 | 9 | 0 |
| 05-15 | TCU | 29 | 0 | 3 | 0 | 0 | 0 | 0 | 3 | .103 | 1 | 0 | 0 | 0 | 1 | 0 | 0 | 1 | 6 | 4 | 27 | 13 | 1 |
| 05-16 | TCU | 34 | 6 | 12 | 4 | 2 | 1 | 1 | 19 | .353 | 6 | 0 | 1 | 0 | 0 | 1 | 0 | 0 | 10 | 11 | 27 | 9 | 0 |
| 05-21 | vs. Kansas State (N) | 32 | 4 | 11 | 3 | 1 | 0 | 1 | 15 | .344 | 1 | 0 | 2 | 0 | 0 | 1 | 0 | 2 | 4 | 6 | 27 | 6 | 1 |
| 05-22 | vs. Arizona State (N) | 34 | 7 | 11 | 4 | 2 | 0 | 0 | 13 | .324 | 4 | 0 | 1 | 1 | 0 | 0 | 0 | 1 | 10 | 7 | 27 | 7 | 1 |
| 05-23 | vs. Kansas (N) | 30 | 0 | 6 | 0 | 0 | 0 | 0 | 6 | .200 | 4 | 0 | 0 | 0 | 2 | 1 | 0 | 1 | 6 | 10 | 24 | 10 | 2 |
| Totals | | 1815 | 389 | 550 | 330 | 106 | 19 | 42 | 820 | .303 | 272 | 7 | 95 | 26 | 53 | 25 | 27 | 31 | 417 | 429 | 1400 | 477 | 38 |



2026 TEAM PITCHING GAME-BY-GAME

| DATE | OPPONENT | IP | H | R | ER | BB | K | 2B | 3B | HR | WP | BK | HBP | DP | IBB | SCORE | W-L | SV | ERA |
|---------------|-----------------------|--------------|------------|------------|------------|------------|------------|-----------|----------|-----------|-----------|----------|-----------|-----------|----------|----------|--------------|-----------|-------------|
| 02-13 | at Georgia Southern | 9.0 | 5 | 3 | 3 | 5 | 11 | 0 | 0 | 0 | 0 | 0 | 3 | 1 | 0 | 15-3 | 1-0 | 0 | 3.00 |
| 02-14 | at Georgia Southern | 9.0 | 13 | 10 | 7 | 4 | 10 | 4 | 0 | 1 | 0 | 0 | 3 | 0 | 0 | 11-10 | 2-0 | 1 | 5.00 |
| 02-14 | at Georgia Southern | 9.0 | 8 | 2 | 2 | 1 | 10 | 0 | 1 | 0 | 1 | 0 | 0 | 1 | 0 | 5-2 | 3-0 | 1 | 4.00 |
| 02-20 | at Liberty | 9.0 | 3 | 0 | 0 | 4 | 14 | 2 | 0 | 0 | 1 | 0 | 0 | 0 | 0 | 12-0 | 4-0 | 0 | 3.00 |
| 02-21 | at Liberty | 9.0 | 3 | 0 | 0 | 3 | 12 | 0 | 0 | 0 | 1 | 0 | 2 | 0 | 0 | 2-0 | 5-0 | 0 | 2.40 |
| 02-21 | at Liberty | 8.0 | 2 | 4 | 4 | 7 | 14 | 0 | 1 | 0 | 2 | 0 | 4 | 1 | 0 | 1-4 | 5-1 | 0 | 2.72 |
| 02-25 | Ohio | 9.0 | 9 | 6 | 6 | 10 | 8 | 2 | 0 | 0 | 1 | 0 | 3 | 2 | 0 | 19-6 | 6-1 | 0 | 3.19 |
| 02-27 | at Kennesaw St. | 9.0 | 7 | 4 | 4 | 2 | 15 | 1 | 0 | 2 | 1 | 0 | 1 | 1 | 0 | 12-4 | 7-1 | 0 | 3.30 |
| 02-28 | at Kennesaw St. | 9.0 | 4 | 1 | 1 | 0 | 8 | 0 | 0 | 1 | 0 | 0 | 2 | 0 | 0 | 9-1 | 8-1 | 0 | 3.04 |
| 03-01 | at Kennesaw St. | 8.0 | 9 | 7 | 4 | 4 | 9 | 1 | 0 | 2 | 2 | 0 | 0 | 1 | 0 | 6-7 | 8-2 | 0 | 3.17 |
| 03-06 | Columbia | 9.0 | 10 | 7 | 7 | 5 | 9 | 3 | 0 | 0 | 0 | 0 | 0 | 0 | 0 | 4-7 | 8-3 | 0 | 3.53 |
| 03-07 | Columbia | 10.0 | 9 | 5 | 3 | 6 | 8 | 2 | 0 | 0 | 1 | 0 | 1 | 3 | 0 | 9-5 | 9-3 | 0 | 3.45 |
| 03-08 | Columbia | 9.0 | 9 | 1 | 1 | 4 | 9 | 1 | 0 | 0 | 0 | 0 | 1 | 3 | 0 | 16-1 | 10-3 | 1 | 3.26 |
| 03-10 | Maryland | 9.0 | 6 | 3 | 1 | 5 | 9 | 0 | 0 | 1 | 1 | 0 | 1 | 1 | 0 | 10-3 | 11-3 | 0 | 3.10 |
| 03-13 | at Baylor | 8.0 | 11 | 7 | 7 | 7 | 7 | 0 | 2 | 0 | 0 | 0 | 2 | 1 | 0 | 6-7 | 11-4 | 0 | 3.38 |
| 03-14 | at Baylor | 7.0 | 3 | 2 | 2 | 3 | 7 | 1 | 0 | 1 | 0 | 0 | 1 | 0 | 0 | 13-2 | 12-4 | 0 | 3.34 |
| 03-15 | at Baylor | 9.0 | 3 | 0 | 0 | 1 | 15 | 0 | 0 | 0 | 0 | 0 | 1 | 0 | 0 | 8-0 | 13-4 | 0 | 3.14 |
| 03-19 | BYU | 9.0 | 5 | 4 | 4 | 2 | 12 | 0 | 0 | 3 | 0 | 0 | 2 | 0 | 0 | 7-4 | 14-4 | 1 | 3.19 |
| 03-20 | BYU | 9.0 | 10 | 10 | 10 | 5 | 14 | 3 | 0 | 2 | 1 | 0 | 0 | 0 | 0 | 12-10 | 15-4 | 1 | 3.56 |
| 03-21 | BYU | 8.0 | 5 | 1 | 1 | 0 | 12 | 0 | 0 | 1 | 0 | 0 | 2 | 0 | 0 | 11-1 | 16-4 | 0 | 3.45 |
| 03-24 | at Marshall | 9.0 | 1 | 0 | 0 | 5 | 12 | 0 | 0 | 0 | 0 | 0 | 3 | 1 | 0 | 3-0 | 17-4 | 0 | 3.28 |
| 03-27 | at Arizona State | 7.2 | 13 | 14 | 14 | 9 | 12 | 0 | 0 | 4 | 1 | 0 | 3 | 0 | 1 | 4-14 | 17-5 | 0 | 3.80 |
| 03-28 | at Arizona State | 9.0 | 10 | 7 | 7 | 0 | 7 | 2 | 0 | 2 | 2 | 0 | 3 | 1 | 0 | 13-7 | 18-5 | 0 | 3.95 |
| 03-29 | at Arizona State | 9.0 | 9 | 5 | 5 | 4 | 6 | 2 | 0 | 2 | 1 | 0 | 3 | 1 | 1 | 9-5 | 19-5 | 1 | 3.99 |
| 03-31 | at Arizona | 9.0 | 7 | 4 | 4 | 4 | 12 | 1 | 0 | 1 | 1 | 0 | 1 | 0 | 0 | 7-4 | 20-5 | 1 | 3.99 |
| 04-03 | UCF | 9.0 | 10 | 5 | 5 | 1 | 13 | 1 | 0 | 2 | 1 | 0 | 0 | 1 | 0 | 0-5 | 20-6 | 0 | 4.03 |
| 04-04 | UCF | 9.0 | 15 | 10 | 8 | 6 | 9 | 2 | 0 | 0 | 2 | 0 | 2 | 2 | 0 | 11-10 | 21-6 | 0 | 4.18 |
| 04-05 | UCF | 9.0 | 7 | 5 | 1 | 4 | 10 | 0 | 0 | 1 | 0 | 0 | 1 | 0 | 2 | 1-5 | 21-7 | 1 | 4.07 |
| 04-08 | Marshall | 8.0 | 8 | 2 | 2 | 3 | 5 | 0 | 0 | 0 | 1 | 0 | 2 | 2 | 0 | 12-2 | 22-7 | 0 | 4.01 |
| 04-10 | at Texas Tech | 9.0 | 15 | 8 | 8 | 6 | 5 | 5 | 0 | 0 | 0 | 0 | 0 | 0 | 2 | 12-8 | 23-7 | 0 | 4.15 |
| 04-11 | at Texas Tech | 8.0 | 12 | 4 | 4 | 2 | 8 | 0 | 0 | 0 | 0 | 0 | 0 | 1 | 0 | 1-4 | 23-8 | 0 | 4.16 |
| 04-12 | at Texas Tech | 9.0 | 8 | 2 | 2 | 3 | 4 | 2 | 0 | 0 | 1 | 0 | 2 | 0 | 0 | 10-2 | 24-8 | 0 | 4.09 |
| 04-15 | vs. Penn State (N) | 9.0 | 5 | 1 | 1 | 3 | 8 | 1 | 0 | 1 | 0 | 0 | 1 | 2 | 0 | 3-1 | 25-8 | 1 | 3.99 |
| 04-17 | Houston | 9.0 | 10 | 10 | 7 | 5 | 11 | 4 | 0 | 2 | 1 | 0 | 0 | 0 | 0 | 7-10 | 25-9 | 0 | 4.08 |
| 04-18 | Houston | 9.0 | 5 | 1 | 1 | 3 | 9 | 0 | 0 | 0 | 1 | 0 | 0 | 2 | 0 | 7-1 | 26-9 | 0 | 3.99 |
| 04-19 | Houston | 9.0 | 2 | 3 | 1 | 7 | 10 | 1 | 0 | 0 | 2 | 0 | 0 | 0 | 0 | 7-3 | 27-9 | 0 | 3.91 |
| 04-21 | Pitt | 7.0 | 13 | 23 | 19 | 15 | 5 | 2 | 0 | 5 | 2 | 0 | 4 | 1 | 0 | 1-23 | 27-10 | 0 | 4.35 |
| 04-24 | at Cincinnati | 13.0 | 11 | 5 | 5 | 3 | 16 | 3 | 0 | 1 | 1 | 0 | 1 | 2 | 0 | 9-5 | 28-10 | 0 | 4.32 |
| 04-25 | at Cincinnati | 8.0 | 11 | 5 | 3 | 5 | 8 | 1 | 0 | 1 | 4 | 0 | 2 | 1 | 0 | 2-5 | 28-11 | 0 | 4.29 |
| 04-26 | at Cincinnati | 8.0 | 9 | 7 | 6 | 5 | 5 | 1 | 0 | 0 | 0 | 0 | 1 | 2 | 0 | 5-7 | 28-12 | 0 | 4.35 |
| 05-01 | Kansas State | 9.0 | 4 | 0 | 0 | 3 | 10 | 1 | 0 | 0 | 1 | 0 | 2 | 0 | 0 | 7-0 | 29-12 | 1 | 4.24 |
| 05-02 | Kansas State | 9.0 | 5 | 1 | 1 | 1 | 9 | 0 | 0 | 1 | 0 | 0 | 0 | 0 | 0 | 9-1 | 30-12 | 0 | 4.16 |
| 05-03 | Kansas State | 9.0 | 8 | 6 | 6 | 8 | 11 | 1 | 0 | 1 | 1 | 0 | 2 | 2 | 0 | 13-6 | 31-12 | 0 | 4.21 |
| 05-05 | vs. Marshall (N) | 9.0 | 5 | 2 | 2 | 4 | 5 | 1 | 0 | 1 | 0 | 0 | 0 | 1 | 0 | 7-2 | 32-12 | 0 | 4.16 |
| 05-08 | at Kansas | 9.0 | 6 | 1 | 1 | 2 | 9 | 1 | 0 | 0 | 0 | 0 | 0 | 1 | 0 | 4-1 | 33-12 | 0 | 4.08 |
| 05-09 | at Kansas | 9.0 | 6 | 2 | 2 | 0 | 9 | 2 | 0 | 2 | 0 | 0 | 0 | 0 | 0 | 5-2 | 34-12 | 0 | 4.04 |
| 05-10 | at Kansas | 8.0 | 4 | 2 | 2 | 5 | 7 | 1 | 0 | 1 | 0 | 0 | 0 | 0 | 0 | 13-2 | 35-12 | 0 | 4.00 |
| 05-14 | TCU | 9.0 | 7 | 0 | 0 | 0 | 8 | 0 | 0 | 0 | 0 | 0 | 0 | 0 | 0 | 2-0 | 36-12 | 1 | 3.92 |
| 05-15 | TCU | 9.0 | 6 | 4 | 3 | 1 | 14 | 0 | 0 | 3 | 3 | 0 | 2 | 0 | 0 | 0-4 | 36-13 | 0 | 3.90 |
| 05-16 | TCU | 9.0 | 8 | 4 | 4 | 4 | 9 | 1 | 0 | 1 | 0 | 0 | 0 | 0 | 0 | 6-4 | 37-13 | 0 | 3.90 |
| 05-21 | vs. Kansas State (N) | 9.0 | 4 | 2 | 2 | 3 | 12 | 0 | 0 | 1 | 0 | 0 | 1 | 0 | 0 | 4-2 | 38-13 | 1 | 3.86 |
| 05-22 | vs. Arizona State (N) | 9.0 | 3 | 3 | 3 | 5 | 9 | 0 | 1 | 1 | 1 | 0 | 1 | 0 | 0 | 7-3 | 39-13 | 1 | 3.85 |
| 05-23 | vs. Kansas (N) | 8.0 | 11 | 9 | 2 | 4 | 3 | 1 | 0 | 4 | 0 | 0 | 1 | 0 | 0 | 0-9 | 39-14 | 0 | 3.82 |
| Totals | | 466.2 | 392 | 234 | 198 | 211 | 503 | 57 | 5 | 52 | 39 | 0 | 67 | 38 | 6 | - | 39-14 | 13 | 3.82 |



2026 HITTING & PITCHING STATISTICS (OVERALL)

Record: 39-14 Home: 16-6 Away: 19-7 Neutral: 4-1 Conference: 21-9
Extra Inn: 2-0 Vs. Ranked: 7-4

| PLAYER | AVG | GP-GS | AB | R | H | 2B | 3B | HR | XB | RBI | TB | SLG | BB | HP | K | GDP | OB% | SF | SH | SB-ATT | PO | A | E | FLD% | |
|--------------------|-------------|----------|-------------|------------|------------|------------|-----------|-----------|------------|------------|------------|-------------|------------|-----------|------------|-----------|-------------|-----------|-----------|---------------|-------------|------------|-----------|-------------|--|
| KELLY, Gavin | .379 | 52-52 | 203 | 54 | 77 | 16 | 3 | 13 | 32 | 48 | 138 | .680 | 36 | 6 | 35 | 4 | .480 | 3 | 1 | 4-11 | 305 | 69 | 6 | .984 | |
| SCHOENFELD, Paul | .350 | 53-53 | 206 | 42 | 72 | 17 | 4 | 3 | 24 | 43 | 106 | .515 | 36 | 2 | 31 | 3 | .447 | 2 | 4 | 21-27 | 108 | 5 | 1 | .991 | |
| SMITH, Sean | .325 | 52-50 | 191 | 40 | 62 | 9 | 3 | 8 | 20 | 45 | 101 | .529 | 23 | 4 | 42 | 6 | .406 | 1 | 0 | 5-6 | 7 | 0 | 0 | 1.000 | |
| INEICH, Matt | .304 | 53-53 | 207 | 55 | 63 | 12 | 2 | 4 | 18 | 35 | 91 | .440 | 42 | 8 | 32 | 4 | .435 | 3 | 0 | 4-7 | 52 | 129 | 4 | .978 | |
| KRESSER, Brodie | .299 | 45-44 | 144 | 26 | 43 | 7 | 1 | 2 | 10 | 30 | 58 | .403 | 22 | 7 | 23 | 2 | .404 | 5 | 1 | 6-6 | 144 | 66 | 3 | .986 | |
| GUZMAN, Armani | .290 | 53-53 | 186 | 50 | 54 | 15 | 2 | 0 | 17 | 31 | 73 | .392 | 31 | 3 | 36 | 4 | .389 | 6 | 4 | 30-33 | 292 | 19 | 5 | .984 | |
| GRAVELINE, Matthew | .288 | 53-51 | 191 | 28 | 55 | 8 | 0 | 5 | 13 | 31 | 78 | .408 | 22 | 3 | 43 | 3 | .367 | 2 | 4 | 5-7 | 259 | 18 | 5 | .982 | |
| WILLS, Brock | .276 | 50-45 | 163 | 26 | 45 | 6 | 3 | 2 | 11 | 23 | 63 | .387 | 14 | 9 | 40 | 1 | .364 | 1 | 4 | 3-4 | 77 | 2 | 0 | 1.000 | |
| HALL, Tyrus | .269 | 53-52 | 160 | 41 | 43 | 4 | 1 | 5 | 10 | 24 | 64 | .400 | 29 | 7 | 72 | 4 | .401 | 1 | 6 | 16-19 | 23 | 104 | 4 | .969 | |
| LUMSDEN, Ben | .212 | 28-10 | 52 | 7 | 11 | 5 | 0 | 0 | 5 | 7 | 16 | .308 | 8 | 0 | 21 | 0 | .311 | 1 | 1 | 0-0 | 56 | 5 | 2 | .968 | |
| ----- | | | | | | | | | | | | | | | | | | | | | | | | | |
| MOLESSA, Maxwell | .286 | 19-1 | 14 | 4 | 4 | 1 | 0 | 0 | 1 | 2 | 5 | .357 | 0 | 0 | 6 | 0 | .286 | 0 | 0 | 0-0 | 6 | 0 | 0 | 1.000 | |
| BARJAM, Zahir | .276 | 21-4 | 29 | 4 | 8 | 4 | 0 | 0 | 4 | 3 | 12 | .414 | 1 | 1 | 8 | 0 | .313 | 1 | 0 | 0-0 | 2 | 0 | 0 | 1.000 | |
| MAGGY, Ryan | .235 | 17-1 | 17 | 1 | 4 | 0 | 0 | 0 | 0 | 4 | 4 | .235 | 3 | 0 | 9 | 0 | .350 | 0 | 0 | 1-1 | 9 | 0 | 0 | 1.000 | |
| SIMS, Colton | .200 | 8-0 | 5 | 1 | 1 | 1 | 0 | 0 | 1 | 3 | 2 | .400 | 0 | 0 | 4 | 0 | .167 | 1 | 0 | 0-0 | 2 | 0 | 0 | 1.000 | |
| ROBAUGH, Matthew | .194 | 19-7 | 36 | 4 | 7 | 1 | 0 | 0 | 1 | 1 | 8 | .222 | 3 | 1 | 9 | 0 | .275 | 0 | 0 | 0-0 | 10 | 16 | 2 | .929 | |
| MAZEY, Weston | .125 | 12-1 | 8 | 5 | 1 | 0 | 0 | 0 | 0 | 0 | 1 | .125 | 2 | 0 | 5 | 0 | .300 | 0 | 0 | 0-0 | 2 | 3 | 1 | .833 | |
| ERDOS, Creed | .000 | 9-0 | 3 | 1 | 0 | 0 | 0 | 0 | 0 | 0 | 0 | .000 | 0 | 2 | 1 | 0 | .400 | 0 | 0 | 0-0 | 25 | 0 | 0 | 1.000 | |
| Others | | | | | | | | | | | | | | | | | | | | | 21 | 41 | 5 | .925 | |
| Totals | .303 | - | 1815 | 389 | 550 | 106 | 19 | 42 | 167 | 330 | 820 | .452 | 272 | 53 | 417 | 31 | .404 | 27 | 25 | 95-121 | 1400 | 477 | 38 | .980 | |
| Opponents | .228 | - | 1717 | 234 | 392 | 57 | 5 | 52 | 114 | 211 | 615 | .358 | 211 | 67 | 503 | 38 | .334 | 11 | 12 | 41-56 | 1370 | 494 | 63 | .967 | |

LOB - Team (429), Opp (376). DPs turned - Team (51), Opp (41). CI - Team (0), Opp (2). IBB - Team (7): SMITH, Sean (2);GUZMAN, Armani (2);INEICH, Matt (1);KELLY, Gavin (1);LUMSDEN, Ben (1). Picked off - Team (9): SCHOENFELD, Paul (3);KELLY, Gavin (2);KRESSER, Brodie (1);INEICH, Matt (1);GUZMAN, Armani (1);HALL, Tyrus (1).

| PLAYER | ERA | W-L | APP | GS | CG | SHO | SV | IP | H | R | ER | BB | K | WHIP | 2B | 3B | HR | AVG | WP | HP | BK | SFA | SHA | | |
|-------------------|-------------|--------------|-----------|----------|----------|-----------|--------------|------------|------------|------------|------------|------------|-------------|------------|-----------|-----------|-------------|-----------|-----------|----------|-----------|-----------|-----|--|--|
| YEHL, Maxx | 2.16 | 8-2 | 14 | 14 | 1 | 2 | 0 | 79.1 | 61 | 22 | 19 | 23 | 95 | 1.06 | 6 | 0 | 5 | .216 | 5 | 13 | 0 | 1 | 4 | | |
| KORN, Ian | 2.57 | 5-1 | 19 | 3 | 0 | 2 | 2 | 63.0 | 52 | 18 | 18 | 10 | 57 | 0.98 | 8 | 0 | 4 | .227 | 1 | 3 | 0 | 1 | 1 | | |
| COLE, Chansen | 3.04 | 8-1 | 16 | 15 | 1 | 0 | 0 | 80.0 | 62 | 31 | 27 | 28 | 83 | 1.13 | 12 | 1 | 10 | .212 | 4 | 8 | 0 | 1 | 1 | | |
| HAGEN, David | 4.13 | 4-1 | 12 | 7 | 0 | 0 | 0 | 24.0 | 16 | 12 | 11 | 17 | 17 | 1.38 | 1 | 0 | 3 | .193 | 3 | 5 | 0 | 1 | 1 | | |
| MONTESA, Dawson | 5.94 | 3-5 | 16 | 13 | 0 | 0 | 1 | 63.2 | 60 | 44 | 42 | 35 | 78 | 1.49 | 9 | 2 | 11 | .246 | 6 | 7 | 0 | 0 | 1 | | |
| THACKER, Bryson | 7.20 | 0-1 | 13 | 1 | 0 | 0 | 0 | 10.0 | 9 | 11 | 8 | 10 | 13 | 1.90 | 1 | 0 | 4 | .243 | 3 | 3 | 0 | 2 | 1 | | |
| ----- | | | | | | | | | | | | | | | | | | | | | | | | | |
| GLASSCOCK, JJ | 0.00 | 0-0 | 1 | 0 | 0 | 0 | 0 | 1.0 | 0 | 0 | 0 | 0 | 1 | 0.00 | 0 | 0 | 0 | .000 | 0 | 0 | 0 | 0 | 0 | | |
| MIDDLETON, Andrew | 0.00 | 0-0 | 1 | 0 | 0 | 0 | 0 | 0.1 | 1 | 0 | 0 | 1 | 0 | 6.01 | 0 | 0 | 0 | .500 | 0 | 0 | 0 | 0 | 0 | | |
| ESTRIDGE, Carson | 2.67 | 4-0 | 18 | 0 | 0 | 1 | 2 | 30.1 | 27 | 12 | 9 | 12 | 29 | 1.29 | 3 | 2 | 1 | .237 | 2 | 5 | 0 | 0 | 1 | | |
| MEYER, Chase | 2.70 | 1-0 | 2 | 0 | 0 | 0 | 0 | 3.1 | 0 | 1 | 1 | 3 | 5 | 0.90 | 0 | 0 | 0 | .000 | 2 | 3 | 0 | 1 | 0 | | |
| SURIGAO, Joshua | 2.79 | 0-0 | 10 | 0 | 0 | 0 | 0 | 9.2 | 7 | 3 | 3 | 6 | 11 | 1.34 | 1 | 0 | 0 | .226 | 0 | 0 | 0 | 1 | 0 | | |
| BASSINGER, Reese | 3.06 | 4-2 | 25 | 0 | 0 | 0 | 2 | 50.0 | 42 | 22 | 17 | 16 | 52 | 1.16 | 6 | 0 | 3 | .230 | 2 | 5 | 0 | 1 | 1 | | |
| MCDUGAL, Ben | 4.76 | 0-0 | 7 | 0 | 0 | 0 | 0 | 5.2 | 5 | 7 | 3 | 6 | 4 | 1.94 | 1 | 0 | 2 | .227 | 1 | 3 | 0 | 1 | 0 | | |
| PEREZ, David | 5.00 | 2-1 | 15 | 0 | 0 | 1 | 6 | 18.0 | 17 | 14 | 10 | 12 | 21 | 1.61 | 6 | 0 | 3 | .243 | 4 | 0 | 0 | 0 | 0 | | |
| SMITH, Weston | 6.35 | 0-0 | 6 | 0 | 0 | 0 | 0 | 5.2 | 6 | 4 | 4 | 1 | 3 | 1.24 | 2 | 0 | 1 | .273 | 0 | 1 | 0 | 0 | 0 | | |
| HUETHER, JT | 7.71 | 0-0 | 8 | 0 | 0 | 0 | 0 | 4.2 | 1 | 4 | 4 | 8 | 8 | 1.93 | 0 | 0 | 0 | .063 | 1 | 4 | 0 | 0 | 0 | | |
| STIFFLER, Mac | 7.94 | 0-0 | 7 | 0 | 0 | 0 | 0 | 5.2 | 8 | 7 | 5 | 6 | 10 | 2.47 | 0 | 0 | 1 | .320 | 3 | 3 | 0 | 0 | 1 | | |
| YOAK, Bryant | 11.05 | 0-0 | 9 | 0 | 0 | 0 | 0 | 7.1 | 6 | 10 | 9 | 9 | 11 | 2.05 | 0 | 0 | 3 | .214 | 0 | 3 | 0 | 0 | 0 | | |
| COSTANZO, JD | 13.50 | 0-0 | 4 | 0 | 0 | 0 | 0 | 2.2 | 7 | 6 | 4 | 3 | 3 | 3.75 | 0 | 0 | 1 | .500 | 1 | 0 | 0 | 1 | 0 | | |
| ROBINSON, Brayden | 13.50 | 0-0 | 1 | 0 | 0 | 0 | 0 | 0.2 | 2 | 1 | 1 | 2 | 0 | 6.00 | 0 | 0 | 0 | .667 | 0 | 0 | 0 | 0 | 0 | | |
| MOSLEY, Wyatt | 27.00 | 0-0 | 1 | 0 | 0 | 0 | 0 | 1.0 | 1 | 3 | 3 | 3 | 1 | 4.00 | 0 | 0 | 0 | .333 | 0 | 1 | 0 | 0 | 0 | | |
| HOFF, Bryson | 27.00 | 0-0 | 1 | 0 | 0 | 0 | 0 | 0.2 | 2 | 2 | 2 | 0 | 1 | 3.00 | 1 | 0 | 0 | .500 | 1 | 0 | 0 | 0 | 0 | | |
| Totals | 3.82 | 39-14 | 53 | 0 | 6 | 13 | 466.2 | 392 | 234 | 198 | 211 | 503 | 1.29 | 57 | 5 | 52 | .228 | 39 | 67 | 0 | 11 | 12 | | | |
| Opponents | 6.82 | 14-39 | 53 | 0 | 3 | 4 | 456.2 | 550 | 389 | 346 | 272 | 417 | 1.80 | 106 | 19 | 42 | .303 | 52 | 53 | 2 | 27 | 25 | | | |

PB - Team(5): KELLY, Gavin (4);GRAVELINE, Matthew (1), Opp (13). Pickoffs - Team(4): YEHL, Maxx (1);SURIGAO, Joshua (1);MOSLEY, Wyatt (1);ESTRIDGE, Carson (1), Opp (9). SBA/ATT - GRAVELINE, Matthew (19-23);KELLY, Gavin (19-30);YEHL, Maxx (2-3);HAGEN, David (2-2);ERDOS, Creed (2-2);KORN, Ian (1-1);ESTRIDGE, Carson (1-1);HUETHER, JT (1-1);MONTESA, Dawson (0-1).



2026 HITTING & PITCHING STATISTICS (CONFERENCE ONLY)

Conference Record: 21 - 9

| PLAYER | AVG | GP-GS | AB | R | H | 2B | 3B | HR | XB | RBI | TB | SLG | BB | HP | K | GDP | OB% | SF | SH | SB-ATT | PO | A | E | FLD% | | |
|--------------------|-------------|----------|-------------|------------|------------|-----------|-----------|-----------|-----------|------------|------------|-------------|------------|-----------|------------|-----------|-------------|-----------|-----------|--------------|------------|------------|-----------|-------------|--|--|
| SCHOENFELD, Paul | .377 | 30-30 | 122 | 25 | 46 | 9 | 2 | 1 | 12 | 21 | 62 | .508 | 17 | 1 | 19 | 1 | .454 | 1 | 3 | 9-11 | 68 | 3 | 0 | 1.000 | | |
| KELLY, Gavin | .376 | 29-29 | 117 | 31 | 44 | 6 | 2 | 8 | 16 | 30 | 78 | .667 | 17 | 3 | 18 | 4 | .464 | 1 | 1 | 2-5 | 195 | 38 | 4 | .983 | | |
| GUZMAN, Armani | .340 | 30-30 | 106 | 30 | 36 | 10 | 2 | 0 | 12 | 14 | 50 | .472 | 15 | 3 | 18 | 2 | .425 | 3 | 3 | 19-21 | 195 | 15 | 2 | .991 | | |
| SMITH, Sean | .328 | 30-30 | 122 | 24 | 40 | 5 | 3 | 7 | 15 | 34 | 72 | .590 | 9 | 1 | 29 | 2 | .376 | 1 | 0 | 2-2 | 4 | 0 | 0 | 1.000 | | |
| HALL, Tyrus | .290 | 30-30 | 93 | 22 | 27 | 4 | 1 | 4 | 9 | 17 | 45 | .484 | 15 | 4 | 42 | 2 | .407 | 1 | 3 | 9-11 | 16 | 63 | 2 | .975 | | |
| KRESSER, Brodie | .284 | 25-24 | 81 | 12 | 23 | 2 | 1 | 1 | 4 | 18 | 30 | .370 | 12 | 1 | 15 | 2 | .364 | 5 | 1 | 3-3 | 73 | 36 | 2 | .982 | | |
| LUMSDEN, Ben | .280 | 14-6 | 25 | 4 | 7 | 3 | 0 | 0 | 3 | 3 | 10 | .400 | 7 | 0 | 9 | 0 | .438 | 0 | 0 | 0-0 | 20 | 2 | 0 | 1.000 | | |
| GRAVELINE, Matthew | .278 | 30-28 | 108 | 17 | 30 | 5 | 0 | 2 | 7 | 15 | 41 | .380 | 9 | 0 | 25 | 2 | .331 | 1 | 3 | 2-2 | 131 | 8 | 3 | .979 | | |
| WILLS, Brock | .276 | 27-26 | 98 | 13 | 27 | 5 | 1 | 0 | 6 | 12 | 34 | .347 | 5 | 3 | 23 | 1 | .330 | 0 | 3 | 2-3 | 42 | 0 | 0 | 1.000 | | |
| INEICH, Matt | .265 | 30-30 | 117 | 29 | 31 | 6 | 1 | 2 | 9 | 16 | 45 | .385 | 26 | 3 | 21 | 2 | .405 | 2 | 0 | 2-2 | 25 | 71 | 3 | .970 | | |
| ----- | | | | | | | | | | | | | | | | | | | | | | | | | | |
| MOLESSA, Maxwell | .444 | 10-1 | 9 | 3 | 4 | 1 | 0 | 0 | 1 | 2 | 5 | .556 | 0 | 0 | 2 | 0 | .444 | 0 | 0 | 0-0 | 0 | 0 | 0 | .000 | | |
| ROBAUGH, Matthew | .250 | 8-4 | 20 | 2 | 5 | 1 | 0 | 0 | 1 | 0 | 6 | .300 | 0 | 1 | 3 | 0 | .286 | 0 | 0 | 0-0 | 7 | 12 | 1 | .950 | | |
| MAGGY, Ryan | .200 | 7-0 | 5 | 0 | 1 | 0 | 0 | 0 | 0 | 0 | 1 | .200 | 2 | 0 | 3 | 0 | .429 | 0 | 0 | 0-0 | 2 | 0 | 0 | 1.000 | | |
| BARJAM, Zahir | .176 | 11-2 | 17 | 1 | 3 | 2 | 0 | 0 | 2 | 1 | 5 | .294 | 0 | 0 | 5 | 0 | .167 | 1 | 0 | 0-0 | 0 | 0 | 0 | .000 | | |
| MAZEY, Weston | .000 | 3-0 | 0 | 1 | 0 | 0 | 0 | 0 | 0 | 0 | 0 | .000 | 0 | 0 | 0 | 0 | .000 | 0 | 0 | 0-0 | 0 | 0 | 0 | .000 | | |
| Others | | | | | | | | | | | | | | | | | | | | | 45 | 34 | 5 | .940 | | |
| Totals | .312 | - | 1040 | 214 | 324 | 59 | 13 | 25 | 97 | 183 | 484 | .465 | 134 | 20 | 232 | 18 | .395 | 16 | 17 | 50-60 | 794 | 274 | 19 | .983 | | |
| Opponents | .241 | - | 988 | 135 | 238 | 35 | 2 | 31 | 68 | 121 | 370 | .374 | 105 | 32 | 286 | 17 | .331 | 7 | 10 | 27-36 | 778 | 298 | 35 | .968 | | |

LOB - Team (234), Opp (209). DPs turned - Team (23), Opp (22). CI - Team (0), Opp (1). IBB - Team (7): SMITH, Sean (2);GUZMAN, Armani (2);INEICH, Matt (1);KELLY, Gavin (1);LUMSDEN, Ben (1) . Picked off - Team (6): KELLY, Gavin (2);KRESSER, Brodie (1);INEICH, Matt (1);GUZMAN, Armani (1);SCHOENFELD, Paul (1) .

| PLAYER | ERA | W-L | APP | GS | CG | SHO | SV | IP | H | R | ER | BB | K | WHIP | 2B | 3B | HR | AVG | WP | HP | BK | SFA | SHA | |
|-------------------|-------------|-------------|-----------|-----------|----------|----------|----------|--------------|------------|------------|------------|------------|------------|-------------|-----------|-----------|-----------|-------------|-----------|-----------|----------|-----------|-----------|--|
| KORN, Ian | 2.16 | 4-0 | 9 | 2 | 0 | 2 | 1 | 33.1 | 26 | 8 | 8 | 3 | 32 | 0.87 | 5 | 0 | 2 | .218 | 1 | 0 | 0 | 1 | 1 | |
| YEHL, Maxx | 2.41 | 5-2 | 9 | 9 | 1 | 2 | 0 | 56.0 | 45 | 15 | 15 | 10 | 67 | 0.98 | 4 | 0 | 4 | .224 | 4 | 9 | 0 | 1 | 4 | |
| COLE, Chansen | 3.32 | 6-1 | 11 | 10 | 1 | 0 | 0 | 57.0 | 47 | 24 | 21 | 20 | 59 | 1.18 | 10 | 0 | 9 | .226 | 3 | 5 | 0 | 1 | 1 | |
| MONTESA, Dawson | 6.42 | 1-3 | 10 | 9 | 0 | 0 | 0 | 40.2 | 39 | 31 | 29 | 27 | 46 | 1.62 | 6 | 0 | 8 | .248 | 5 | 5 | 0 | 0 | 1 | |
| ----- | | | | | | | | | | | | | | | | | | | | | | | | |
| SMITH, Weston | 0.00 | 0-0 | 2 | 0 | 0 | 0 | 0 | 2.0 | 0 | 0 | 0 | 0 | 2 | 0.00 | 0 | 0 | 0 | .000 | 0 | 0 | 0 | 0 | 0 | |
| MIDDLETON, Andrew | 0.00 | 0-0 | 1 | 0 | 0 | 0 | 0 | 0.1 | 1 | 0 | 0 | 1 | 0 | 6.01 | 0 | 0 | 0 | .500 | 0 | 0 | 0 | 0 | 0 | |
| MCDUGAL, Ben | 0.00 | 0-0 | 2 | 0 | 0 | 0 | 0 | 1.1 | 0 | 1 | 0 | 2 | 1 | 1.50 | 0 | 0 | 0 | .000 | 1 | 1 | 0 | 1 | 0 | |
| ESTRIDGE, Carson | 2.84 | 2-0 | 9 | 0 | 0 | 1 | 1 | 19.0 | 15 | 8 | 6 | 6 | 16 | 1.11 | 3 | 2 | 0 | .214 | 1 | 2 | 0 | 0 | 1 | |
| THACKER, Bryson | 3.38 | 0-0 | 5 | 0 | 0 | 0 | 0 | 2.2 | 3 | 1 | 1 | 4 | 6 | 2.62 | 0 | 0 | 1 | .273 | 0 | 0 | 0 | 0 | 0 | |
| SURIGAO, Joshua | 3.60 | 0-0 | 5 | 0 | 0 | 0 | 0 | 5.0 | 5 | 2 | 2 | 3 | 5 | 1.60 | 0 | 0 | 0 | .294 | 0 | 0 | 0 | 1 | 0 | |
| HUETHER, JT | 4.50 | 0-0 | 3 | 0 | 0 | 0 | 0 | 2.0 | 0 | 1 | 1 | 3 | 3 | 1.50 | 0 | 0 | 0 | .000 | 1 | 2 | 0 | 0 | 0 | |
| BASSINGER, Reese | 4.78 | 2-2 | 14 | 0 | 0 | 0 | 0 | 26.1 | 30 | 15 | 14 | 7 | 25 | 1.41 | 3 | 0 | 2 | .291 | 1 | 3 | 0 | 1 | 1 | |
| PEREZ, David | 6.97 | 1-0 | 9 | 0 | 0 | 1 | 3 | 10.1 | 12 | 11 | 8 | 10 | 9 | 2.13 | 4 | 0 | 2 | .273 | 4 | 0 | 0 | 0 | 0 | |
| HAGEN, David | 9.00 | 0-1 | 1 | 0 | 0 | 0 | 0 | 1.0 | 1 | 2 | 1 | 2 | 1 | 3.00 | 0 | 0 | 0 | .250 | 0 | 1 | 0 | 0 | 0 | |
| YOAK, Bryant | 14.73 | 0-0 | 4 | 0 | 0 | 0 | 0 | 3.2 | 4 | 6 | 6 | 5 | 7 | 2.45 | 0 | 0 | 2 | .267 | 0 | 3 | 0 | 0 | 0 | |
| STIFFLER, Mac | 15.43 | 0-0 | 3 | 0 | 0 | 0 | 0 | 2.1 | 5 | 6 | 4 | 1 | 4 | 2.57 | 0 | 0 | 0 | .417 | 2 | 1 | 0 | 0 | 1 | |
| COSTANZO, JD | 21.60 | 0-0 | 2 | 0 | 0 | 0 | 0 | 1.2 | 5 | 4 | 4 | 1 | 3 | 3.60 | 0 | 0 | 1 | .556 | 0 | 0 | 0 | 1 | 0 | |
| Totals | 4.08 | 21-9 | 30 | 30 | 0 | 3 | 5 | 264.2 | 238 | 135 | 120 | 105 | 286 | 1.30 | 35 | 2 | 31 | .241 | 23 | 32 | 0 | 7 | 10 | |
| Opponents | 6.56 | 9-21 | 30 | 30 | 0 | 2 | 2 | 259.1 | 324 | 214 | 189 | 134 | 232 | 1.77 | 59 | 13 | 25 | .312 | 28 | 20 | 0 | 16 | 17 | |

PB - Team(5): KELLY, Gavin (4);GRAVELINE, Matthew (1) , Opp (4). Pickoffs - Team(3): YEHL, Maxx (1);SURIGAO, Joshua (1);ESTRIDGE, Carson (1) , Opp (6). SBA/ATT - GRAVELINE, Matthew (13-15);KELLY, Gavin (12-19);YEHL, Maxx (2-2);KORN, Ian (1-1);ERDOS, Creed (1-1);ESTRIDGE, Carson (1-1) .



2026 HOME RUN BREAKDOWN

| No. | Player | Gm# | Date | Opponent | Pitcher | On Base | Inn | Outs | Count | Score | Final | Distance | Exit Velo. | Launch |
|-----|------------------------|-----|------|------------------|-------------|---------|-----|------|-------|-------|-------|----------|------------|--------|
| 1 | Matthew Graveline (1) | 2 | 2/14 | Georgia Southern | Mason | 1 | 4 | 2 | 1-0 | 10-4 | 11-1 | 413 | 108 | 24 |
| 2 | Matthew Graveline (2)> | 3 | 2/14 | Georgia Southern | Davis | 0 | 2 | 0 | 3-2 | 2-0 | 5-2 | 387 | 106 | 23 |
| 3 | Sean Smith (1) | 4 | 2/20 | Liberty | Dietrich | 0 | 6 | 2 | 0-2 | 4-0 | 12-0 | 392 | 105 | 25 |
| 4 | Paul Schoenfeld (1) | 4 | 2/20 | Liberty | Evans | 3 | 8 | 0 | 1-1 | 12-0 | 12-0 | 417 | 105 | 29 |
| 5 | Brock Wills (1) | 7 | 2/25 | Ohio | Brooks | 2 | 4 | 2 | 2-2 | 9-0 | 19-6 | 356 | 105 | 22 |
| 6 | Matthew Graveline (3) | 7 | 2/25 | Ohio | Blosser | 1 | 6 | 0 | 1-0 | 11-6 | 19-6 | 392 | 99 | 30 |
| 7 | Brock Wills (2)> | 8 | 2/27 | Kennesaw State | McMullen | 0 | 4 | 0 | 0-0 | 1-0 | 12-4 | 407 | 102 | 28 |
| 8 | Tyrus Hall (1)> | 9 | 2/28 | Kennesaw State | Sliver | 0 | 4 | 0 | 1-1 | 4-0 | 9-1 | 371 | 109 | 24 |
| 9 | Gavin Kelly (1) | 10 | 3/1 | Kennesaw State | Royer | 2 | 2 | 1 | 0-0 | 5-0 | 6-7 | 349 | 102 | 34 |
| 10 | Gavin Kelly (2) | 10 | 3/1 | Kennesaw State | Summerville | 0 | 6 | 1 | 2-2 | 6-0 | 6-7 | 397 | 101 | 31 |
| 11 | Brodie Kresser (1)! | 12 | 3/7 | Columbia | Kleinhans | 3 | 10 | 2 | 0-1 | 9-5 | 9-5 | 368 | 101 | 23 |
| 12 | Matt Ineich (1) | 13 | 3/8 | Columbia | Korthas | 3 | 2 | 1 | 3-1 | 6-0 | 16-1 | 363 | 99 | 29 |
| 13 | Sean Smith (2)> | 15 | 3/13 | Baylor | Wallace | 0 | 6 | 0 | 1-2 | 5-7 | 6-7 | 377 | 100 | 29 |
| 14 | Matt Ineich (2) | 15 | 3/13 | Baylor | Bunch | 0 | 9 | 1 | 2-1 | 6-7 | 6-7 | 363 | 104 | 22 |
| 15 | Matthew Graveline (4) | 17 | 3/15 | Baylor | Calder | 0 | 6 | 1 | 2-1 | 1-0 | 8-0 | 405 | 102 | 32 |
| 16 | Gavin Kelly (3) | 18 | 3/19 | BYU | Stern | 1 | 6 | 1 | 2-1 | 7-1 | 7-4 | 417 | 107 | 22 |
| 17 | Sean Smith (3) | 20 | 3/21 | BYU | Bell | 0 | 7 | 1 | 0-0 | 6-1 | 11-1 | 377 | 98 | 35 |
| 18 | Gavin Kelly (4) | 23 | 3/28 | Arizona State | Butler | 1 | 8 | 2 | 1-0 | 8-3 | 13-7 | 364 | 87 | 29 |
| 19 | Sean Smith (4) | 24 | 3/29 | Arizona State | Kleckner | 3 | 6 | 1 | 2-2 | 4-1 | 9-5 | 408 | 104 | 26 |
| 20 | Sean Smith (5)> | 27 | 4/4 | UCF | Gray | 0 | 4 | 0 | 1-0 | 2-3 | 11-10 | 435 | 104 | 29 |
| 21 | Matt Ineich (3) | 27 | 4/4 | UCF | Gray | 1 | 6 | 2 | 2-0 | 4-10 | 11-10 | 377 | 95 | 27 |
| 22 | Gavin Kelly (5) | 31 | 4/11 | Texas Tech | Burns | 0 | 8 | 2 | 1-2 | 1-1 | 1-4 | 388 | 105 | 29 |
| 23 | Paul Schoenfeld (2) | 33 | 4/15 | Penn State | Butash | 0 | 1 | 2 | 0-2 | 1-0 | 3-1 | 368 | 96 | 35 |
| 24 | Tyrus Hall (2)> | 34 | 4/17 | Houston | Hoffman | 0 | 7 | 0 | 0-2 | 2-8 | 7-10 | 428 | 107 | 22 |
| 25 | Brodie Kresser (1) | 36 | 4/19 | Houston | Rodriguez | 1 | 5 | 2 | 2-0 | 5-0 | 7-3 | 388 | 103 | 22 |
| 26 | Matthew Graveline (5)> | 36 | 4/19 | Houston | Rodriguez | 0 | 6 | 0 | 2-0 | 6-0 | 7-3 | 419 | 103 | 28 |
| 27 | Gavin Kelly (6) | 38 | 4/26 | Cincinnati | Taylor | 1 | 1 | 0 | 0-1 | 2-0 | 9-5 | 400 | 107 | 30 |
| 28 | Gavin Kelly (7) | 42 | 5/2 | Kansas State | Sheffield | 0 | 3 | 1 | 0-0 | 1-0 | 9-1 | 346 | 94 | 38 |
| 29 | Sean Smith (6) | 42 | 5/2 | Kansas State | Arnold | 2 | 6 | 2 | 0-0 | 9-1 | 9-1 | 353 | 97 | 32 |
| 30 | Tyrus Hall (3) | 43 | 5/3 | Kansas State | Arthur | 0 | 8 | 1 | 0-0 | 10-4 | 13-6 | 419 | 105 | 24 |
| 31 | Gavin Kelly (8) | 43 | 5/3 | Kansas State | Arthur | 1 | 8 | 1 | 3-1 | 12-4 | 13-6 | 425 | 104 | 26 |
| 32 | Sean Smith (7) | 43 | 5/3 | Kansas State | Arthur | 0 | 8 | 2 | 3-1 | 13-4 | 13-6 | 336 | 94 | 33 |
| 33 | Gavin Kelly (9) | 44 | 5/5 | Marshall | Doll | 0 | 1 | 1 | 3-2 | 1-0 | 7-2 | 398 | 102 | 36 |
| 34 | Matt Ineich (4) | 44 | 5/5 | Marshall | Doll | 0 | 2 | 2 | 0-0 | 3-0 | 7-2 | 406 | 102 | 30 |
| 35 | Gavin Kelly (10) | 44 | 5/5 | Marshall | Jackson | 0 | 2 | 2 | 3-1 | 4-0 | 7-2 | 415 | 105 | 35 |
| 36 | Gavin Kelly (11) | 45 | 5/8 | Kansas | Voegele | 0 | 3 | 2 | 1-1 | 1-0 | 4-1 | 394 | 105 | 30 |
| 37 | Tyrus Hall (4)> | 45 | 5/8 | Kansas | Ritter | 0 | 7 | 0 | 1-2 | 4-1 | 4-1 | 379 | 103 | 26 |
| 38 | Paul Schoenfeld (3) | 46 | 5/8 | Kansas | Cook | 0 | 1 | 2 | 3-1 | 1-0 | 5-2 | 400 | 103 | 32 |
| 39 | Gavin Kelly (12) | 46 | 5/8 | Kansas | Rahe | 1 | 9 | 1 | 1-1 | 5-2 | 5-2 | 432 | 105 | 31 |
| 40 | Sean Smith (8) | 47 | 5/8 | Kansas | Nayral | 1 | 3 | 2 | 1-2 | 3-2 | 13-2 | 396 | 104 | 31 |
| 41 | Tyrus Hall (5)> | 50 | 5/16 | TCU | Stern | 0 | 4 | 0 | 3-2 | 3-3 | 6-4 | 374 | 99 | 27 |
| 42 | Gavin Kelly (13) | 51 | 5/21 | Kansas State | Sheffield | 0 | 1 | 1 | 1-0 | 1-0 | 4-2 | 416 | 100 | 34 |

- > - leadoff home run
- ! - walk-off home run
- # - pinch-hit home run
- * - inside-the-park home run



2026 UNIFORM BREAKDOWN

| DAY | DATE | OPPONENT | SCORE | CAP | REC. | JERSEY | REC. | PANTS | REC. | COMBO RECORD |
|----------|----------|------------------|----------|----------------|-------|-----------|---------|-------|------|--------------|
| Fri. | Feb. 13 | Georgia Southern | W, 15-3 | Blue/Gold Bill | 1-0 | Blue | 1-0 | Gray | 1-0 | 1-0 |
| Sat. | Feb. 14 | Georgia Southern | W, 11-10 | Blue/Gold Bill | 2-0 | Gold | 1-0 | Gray | 2-0 | 1-0 |
| Sat. | Feb. 14 | Georgia Southern | W, 5-2 | Blue/Gold Bill | 3-0 | Gray | 1-0 | Gray | 3-0 | 1-0 |
| Fri. | Feb. 20 | Liberty | W, 12-0 | Blue/Gold Bill | 4-0 | Gray | 2-0 | Gray | 4-0 | 2-0 |
| Sat. | Feb. 21 | Liberty | W, 2-0 | Blue/Gold Bill | 5-0 | Blue | 2-0 | Gray | 5-0 | 2-0 |
| Sat. | Feb. 21 | Liberty | L, 4-1 | Blue/Gold Bill | 5-1 | Gold | 1-1 | Gray | 5-1 | 1-1 |
| Wed. | Feb. 25 | Ohio | W, 19-6 | Blue/Gold Bill | 6-1 | White | 1-0 | White | 1-0 | 1-0 |
| Fri. | Feb. 27 | Kennesaw State | W, 12-4 | Blue/Gold Bill | 7-1 | Blue | 3-0 | Gray | 6-1 | 3-0 |
| Sat. | Feb. 28 | Kennesaw State | W, 9-1 | Blue/Gold Bill | 8-1 | Gray | 3-0 | Gray | 7-1 | 3-0 |
| Sun. | March 1 | Kennesaw State | L, 7-6 | Blue/Gold Bill | 8-2 | Gold | 1-2 | Gray | 7-2 | 1-2 |
| Fri. | March 6 | Columbia | L, 7-4 | Blue/Gold Bill | 8-3 | White | 1-1 | White | 1-1 | 1-1 |
| Sat. | March 7 | Columbia | W, 9-5 | Blue/Gold Bill | 9-3 | Blue | 4-0 | White | 2-1 | 1-0 |
| Sun. | March 8 | Columbia | W, 16-1 | Cream | 1-0 | Cream | 1-0 | Cream | 1-0 | 1-0 |
| Tue. | March 10 | Maryland | W, 10-3 | Blue/Gold Bill | 10-3 | Blue | 5-0 | White | 3-1 | 2-0 |
| Fri. | March 13 | Baylor | L, 7-6 | Blue/Gold Bill | 10-4 | Blue | 5-1 | Gray | 7-3 | 3-1 |
| Sat. | March 14 | Baylor | W, 13-2 | Blue/Gold Bill | 11-4 | Gold | 2-2 | Gray | 8-3 | 2-2 |
| Sun. | March 15 | Baylor | W, 8-0 | Blue/Gold Bill | 12-4 | Gray | 4-0 | Gray | 9-3 | 4-0 |
| Thu. | March 19 | BYU | W, 7-4 | Black | 1-0 | Black | 1-0 | White | 4-1 | 1-0 |
| Fri. | March 20 | BYU | W, 12-10 | Blue/Gold Bill | 13-4 | White | 2-1 | White | 5-1 | 2-1 |
| Sat. | March 21 | BYU | W, 11-1 | Cream | 2-0 | Cream | 2-0 | Cream | 2-0 | 2-0 |
| Tue. | March 24 | Marshall | W, 3-0 | Blue/Gold Bill | 14-4 | Blue | 6-1 | Gray | 8-3 | 4-1 |
| Fri. | March 27 | Arizona State | L, 14-4 | Blue/Gold Bill | 14-5 | Blue | 6-2 | Gray | 8-4 | 4-2 |
| Sat. | March 28 | Arizona State | W, 13-7 | Blue/Gold Bill | 15-5 | Gray | 5-0 | Gray | 9-4 | 5-0 |
| Sun. | March 29 | Arizona State | W, 9-5 | Blue/Gold Bill | 16-5 | Gold | 3-2 | Gray | 10-4 | 3-2 |
| Tue. | March 31 | Arizona | W, 7-4 | Blue/Gold Bill | 17-5 | Gray | 6-0 | Gray | 11-4 | 6-0 |
| Fri. | April 3 | UCF | L, 5-0 | Black | 1-1 | Black | 1-1 | White | 5-2 | 1-1 |
| Sat. | April 4 | UCF | W, 11-10 | Blue/Gold Bill | 18-5 | White | 3-1 | White | 6-2 | 3-1 |
| Sun. | April 5 | UCF | L, 5-1 | Cream | 2-1 | Cream | 2-1 | Cream | 2-1 | 2-1 |
| Wed. | April 8 | Marshall | W, 12-2 | Blue/Gold Bill | 19-5 | Gold | 4-2 | White | 7-2 | 1-0 |
| Fri. | April 10 | Texas Tech | W, 12-8 | Blue/Gold Bill | 20-5 | Gray | 7-0 | Gray | 12-4 | 7-0 |
| Sat. | April 11 | Texas Tech | L, 4-1 | Blue/Gold Bill | 20-6 | Blue | 6-3 | Gray | 12-5 | 4-3 |
| Sun. | April 12 | Texas Tech | W, 10-2 | Blue/Gold Bill | 21-6 | Gold | 5-2 | Gray | 13-5 | 4-2 |
| Wed. | April 15 | Penn State | W, 3-1 | Blue/Gold Bill | 22-6 | Blue | 7-3 | White | 8-2 | 3-0 |
| Fri. | April 17 | Houston | L, 10-7 | Blue/Gold Bill | 22-7 | White | 3-2 | White | 8-3 | 3-2 |
| Sat. | April 18 | Houston | W, 7-1 | Black | 2-1 | Black | 2-1 | White | 9-3 | 2-1 |
| Sun. | April 19 | Houston | W, 7-3 | Cream | 3-1 | Cream | 3-1 | Cream | 3-1 | 3-1 |
| Tue. | April 21 | Pitt | L, 23-1 | Blue/Gold Bill | 22-8 | Blue | 7-4 | White | 9-4 | 3-1 |
| Fri/Sat. | April 24 | Cincinnati | W, 9-5 | Blue/Gold Bill | 23-8 | Gray/Blue | 8-0/8-4 | Gray | 14-5 | 8-0/5-3 |
| Sat. | April 25 | Cincinnati | L, 5-2 | Blue/Gold Bill | 23-9 | Blue | 8-5 | Gray | 14-6 | 5-4 |
| Sun. | April 26 | Cincinnati | L, 7-5 | Blue/Gold Bill | 23-10 | Gold | 5-3 | Gray | 14-7 | 4-3 |
| Fri. | May 1 | Kansas State | W, 7-0 | Blue/Gold Bill | 24-10 | White | 4-2 | White | 10-4 | 4-2 |
| Sat. | May 2 | Kansas State | W, 9-1 | Blue/Gold Bill | 25-10 | Blue | 9-5 | White | 11-4 | 4-1 |
| Sun. | May 3 | Kansas State | W, 13-6 | Cream | 4-1 | Cream | 4-1 | Cream | 4-1 | 4-1 |
| Tue. | May 5 | Marshall | W, 7-2 | Blue/Gold Bill | 26-10 | Blue | 10-5 | White | 12-4 | 5-1 |
| Fri. | May 8 | Kansas | W, 4-1 | Blue/Gold Bill | 27-10 | Blue | 11-6 | Gray | 15-7 | 6-4 |
| Sat. | May 9 | Kansas | W, 5-2 | Blue/Gold Bill | 28-10 | Gray | 9-0 | Gray | 16-7 | 9-0 |
| Sun. | May 10 | Kansas | W, 13-2 | Blue/Gold Bill | 29-10 | Gold | 6-3 | Gray | 17-7 | 5-3 |
| Thu. | May 14 | TCU | W, 2-0 | Blue/Gold Bill | 30-10 | Blue | 12-5 | White | 13-4 | 6-1 |
| Fri. | May 15 | TCU | L, 4-0 | Blue/Gold Bill | 30-11 | White | 4-3 | White | 13-5 | 4-3 |
| Sat. | May 16 | TCU | W, 6-4 | Cream | 5-1 | Cream | 5-1 | Cream | 5-1 | 5-1 |
| Thu. | May 21 | Kansas State | W, 4-2 | Blue/Gold Bill | 31-11 | White | 5-3 | White | 14-5 | 5-3 |
| Fri. | May 22 | Arizona State | W, 7-3 | Blue/Gold Bill | 32-11 | Blue | 13-5 | White | 15-5 | 7-1 |
| Sat. | May 23 | Kansas | L, 9-0 | Blue/Gold Bill | 32-12 | Gray | 9-1 | Gray | 17-8 | 9-1 |



2026 BATTING ORDER BY GAME

| Leadoff | Games | Record |
|-------------------|-------|--------|
| Matt Ineich | 43 | 32-11 |
| Gavin Kelly | 6 | 5-1 |
| Armani Guzman | 2 | 1-1 |
| Paul Schoenfeld | 2 | 1-1 |
| 2nd Spot | | |
| Gavin Kelly | 46 | 33-13 |
| Matt Ineich | 6 | 5-1 |
| Sean Smith | 1 | 1-0 |
| 3rd Spot | | |
| Paul Schoenfeld | 40 | 30-10 |
| Armani Guzman | 11 | 8-3 |
| Tyrus Hall | 1 | 1-0 |
| Sean Smith | 1 | 0-1 |
| Cleanup | | |
| Sean Smith | 37 | 28-9 |
| Matthew Graveline | 12 | 9-3 |
| Matt Ineich | 2 | 1-1 |
| Brock Wills | 1 | 1-0 |
| Brodie Kresser | 1 | 0-1 |
| 5th Spot | | |
| Matthew Graveline | 16 | 14-2 |
| Paul Schoenfeld | 8 | 5-3 |
| Brock Wills | 8 | 7-1 |
| Brodie Kresser | 7 | 6-1 |
| Tyrus Hall | 7 | 4-3 |
| Armani Guzman | 5 | 2-3 |
| Matt Ineich | 2 | 1-1 |
| 6th Spot | | |
| Armani Guzman | 14 | 12-2 |
| Brodie Kresser | 11 | 9-2 |
| Brock Wills | 7 | 5-2 |
| Matthew Graveline | 7 | 3-4 |
| Sean Smith | 5 | 4-1 |
| Paul Schoenfeld | 3 | 3-0 |
| Matthew Robaugh | 2 | 2-0 |
| Tyrus Hall | 1 | 0-1 |
| Ryan Maggy | 1 | 0-1 |
| Zahir Barjam | 1 | 1-0 |
| Maxwell Molessa | 1 | 0-1 |
| 7th Spot | | |
| Brodie Kresser | 16 | 14-2 |
| Brock Wills | 11 | 6-5 |
| Armani Guzman | 10 | 7-3 |
| Sean Smith | 6 | 4-2 |
| Matthew Graveline | 6 | 5-1 |
| Ben Lumsden | 2 | 1-1 |
| Matthew Robaugh | 1 | 1-0 |
| Zahir Barjam | 1 | 1-0 |
| 8th Spot | | |
| Armani Guzman | 10 | 9-1 |
| Matthew Graveline | 10 | 7-3 |
| Brodie Kresser | 9 | 5-4 |
| Ben Lumsden | 8 | 7-1 |
| Brock Wills | 10 | 8-2 |
| Matthew Robaugh | 3 | 1-2 |
| Zahir Barjam | 2 | 1-1 |
| Tyrus Hall | 1 | 1-0 |
| 9th Spot | | |
| Tyrus Hall | 42 | 33-9 |
| Brock Wills | 6 | 4-2 |
| Armani Guzman | 1 | 0-1 |
| Weston Mazey | 1 | 1-0 |
| Matthew Robaugh | 1 | 0-1 |

2026 GAME-WINNING RUNS

| No. | Batter (#) | Runner (#) | Date | Opponent | Runs | Outs | Count | Inning | Final | Play |
|-----|------------------------|-----------------------|------|------------------|------|------|-------|--------|-------|--------------|
| 1 | Gavin Kelly* | Paul Schoenfeld (1) | 2/13 | Georgia Southern | 1 | 2 | | 6 | 15-3 | Balk |
| 2 | Matt Ineich* | Gavin Kelly (1) | 2/14 | Georgia Southern | 1 | 2 | | 8 | 11-10 | SB+E2 |
| 3 | Matthew Graveline (1) | Gavin Kelly (2) | 2/14 | Georgia Southern | 1 | 2 | 4-0 | 7 | 5-2 | Walk |
| 4 | Brock Wills (1) | Sean Smith (1) | 2/20 | Liberty | 1 | 0 | 0-2 | 5 | 12-0 | Single |
| 5 | Sean Smith (1) | Paul Schoenfeld (2) | 2/21 | Liberty | 1 | 0 | 0-2 | 5 | 2-0 | Double |
| 6 | Paul Schoenfeld (1) | Matt Ineich (1) | 2/25 | Ohio | 1 | 1 | 1-0 | 1 | 19-6 | Groundout |
| 7 | Brock Wills (2) | Brock Wills (1) | 2/27 | Kennesaw State | 1 | 0 | 0-0 | 3 | 12-4 | Solo HR |
| 8 | Armani Guzman (1) | Matt Ineich (2) | 2/28 | Kennesaw State | 1 | 0 | 2-1 | 1 | 9-1 | Sac Fly |
| 9 | Brodie Kresser (1)! | Gavin Kelly (3) | 3/7 | Columbia | 4 | 2 | 0-1 | 10 | 9-5 | Grand Slam |
| 10 | Sean Smith (2) | Matthew Graveline (1) | 3/8 | Columbia | 1 | 1 | 0-1 | 2 | 16-1 | Single |
| 11 | Paul Schoenfeld (2) | Matt Ineich (3) | 3/10 | Maryland | 1 | 0 | 0-2 | 1 | 10-3 | Single |
| 12 | Paul Schoenfeld (3) | Matt Ineich (4) | 3/14 | Baylor | 2 | 0 | 2-1 | 1 | 13-2 | 2-run Double |
| 13 | Matthew Graveline (2) | Matthew Graveline (2) | 3/15 | Baylor | 1 | 0 | 2-1 | 6 | 8-0 | Solo HR |
| 14 | Matthew Graveline (3) | Armani Guzman (1) | 3/19 | BYU | 1 | 1 | 3-1 | 2 | 7-4 | Double |
| 15 | Gavin Kelly (1) | Tyrus Hall (1) | 3/20 | BYU | 2 | 2 | 0-2 | 7 | 12-10 | 2-run Triple |
| 16 | Tyrus Hall (1) | Matthew Graveline (3) | 3/21 | BYU | 1 | 1 | 0-0 | 2 | 11-1 | Single |
| 17 | Brock Wills (3) | Matt Ineich (5) | 3/24 | Marshall | 1 | 1 | 0-0 | 1 | 3-0 | Groundout |
| 18 | Tyrus Hall (2) | Brodie Kresser (1) | 3/28 | Arizona State | 2 | 1 | 3-1 | 2 | 13-7 | 2-run Triple |
| 19 | Sean Smith (3) | Matt Ineich (6) | 3/29 | Arizona State | 4 | 1 | 2-2 | 6 | 9-5 | Grand Slam |
| 20 | Matt Ineich* | Matthew Graveline (4) | 3/31 | Arizona | 1 | 0 | | 4 | 7-4 | Passed Ball |
| 21 | Matthew Graveline (4)! | Matt Ineich (7) | 4/4 | UCF | 2 | 2 | 2-0 | 9 | 11-10 | 2-run Single |
| 22 | Gavin Kelly (2) | Matt Ineich (8) | 4/8 | Marshall | 1 | 0 | 3-2 | 1 | 12-2 | Single |
| 23 | Matthew Graveline (5) | Gavin Kelly (4) | 4/10 | Texas Tech | 2 | 1 | 2-2 | 9 | 12-8 | 2-run Single |
| 24 | Paul Schoenfeld (4) | Matt Ineich (9) | 4/12 | Texas Tech | 1 | 1 | 1-0 | 1 | 10-2 | Triple |
| 25 | Gavin Kelly (3) | Brock Wills (2) | 4/15 | Penn State | 1 | 1 | 2-0 | 3 | 3-1 | Sac Fly |
| 26 | Matthew Graveline (6) | Armani Guzman (2) | 4/18 | Houston | 1 | 1 | 1-1 | 5 | 7-1 | Sac Bunt |
| 27 | Matt Ineich* | Paul Schoenfeld (3) | 4/19 | Houston | 1 | 1 | | 1 | 7-3 | Double Steal |
| 28 | Maxwell Molessa (1) | Matthew Graveline (5) | 4/24 | Cincinnati | 2 | 0 | 2-2 | 13 | 9-5 | 2-run Single |
| 29 | Paul Schoenfeld (5) | Gavin Kelly (5) | 5/1 | Kansas State | 1 | 1 | 2-2 | 1 | 7-0 | Double |
| 30 | Gavin Kelly (4) | Gavin Kelly (6) | 5/2 | Kansas State | 1 | 1 | 0-0 | 3 | 9-1 | Solo HR |
| 31 | Paul Schoenfeld (6) | Gavin Kelly (7) | 5/3 | Kansas State | 1 | 1 | 2-1 | 3 | 13-6 | Double |
| 32 | Gavin Kelly (5) | Gavin Kelly (8) | 5/5 | Marshall | 1 | 1 | 3-2 | 1 | 7-2 | Solo HR |
| 33 | Gavin Kelly (6) | Gavin Kelly (9) | 5/8 | Kansas | 1 | 2 | 1-1 | 3 | 4-1 | Solo HR |
| 34 | Brodie Kresser* | Sean Smith (2) | 5/9 | Kansas | 1 | 2 | 3-2 | 8 | 5-2 | Single/Error |
| 35 | Sean Smith (4) | Sean Smith (3) | 5/10 | Kansas | 2 | 2 | 1-2 | 3 | 13-2 | 2-run HR |
| 36 | Matthew Graveline (7) | Sean Smith (4) | 5/14 | TCU | 1 | 0 | 0-0 | 2 | 2-0 | Double |
| 37 | Gavin Kelly* | Brock Wills | 5/16 | TCU | 1 | 1 | | 8 | 6-4 | Wild Pitch |
| 38 | Gavin Kelly (7) | Gavin Kelly (10) | 5/21 | Kansas State | 1 | 1 | 1-0 | 1 | 4-2 | Solo HR |
| 39 | Brodie Kresser* | Armani Guzman (3) | 5/22 | Arizona State | 2 | 1 | 3-1 | 6 | 7-3 | Error |

* - No RBI | ! - Walk-off

HITTING STREAKS

| Player | Longest | | |
|-------------------|---------|------|---------|
| | Career | 2026 | Current |
| Paul Schoenfeld | 28 | 14 | 1 |
| Gavin Kelly | 20 | 20 | 0 |
| Sean Smith | 19 | 10 | 0 |
| Ben Lumsden | 13 | 3 | 0 |
| Matt Ineich | 12 | 8 | 1 |
| Brodie Kresser | 10 | 4 | 4 |
| Armani Guzman | 9 | 6 | 0 |
| Matthew Graveline | 9 | 5 | 4 |
| Brock Wills | 8 | 5 | 1 |
| Tyrus Hall | 6 | 6 | 0 |
| Creed Erdos | 4 | 0 | 0 |
| Zahir Barjam | 3 | 3 | 1 |
| Maxwell Molessa | 3 | 3 | 0 |
| Ryan Maggy | 2 | 2 | 0 |
| Matthew Robaugh | 2 | 2 | 0 |
| Weston Mazey | 1 | 1 | 0 |
| Colton Sims | 1 | 1 | 0 |

REACHED BASE STREAKS

| Player | Longest | | |
|-------------------|---------|------|---------|
| | Career | 2026 | Current |
| Paul Schoenfeld | 41 | 24 | 5 |
| Matt Ineich | 34 | 23 | 14 |
| Sean Smith | 32 | 20 | 4 |
| Gavin Kelly | 23 | 23 | 4 |
| Matthew Graveline | 20 | 10 | 10 |
| Brock Wills | 20 | 12 | 1 |
| Tyrus Hall | 19 | 19 | 0 |
| Brodie Kresser | 16 | 8 | 4 |
| Ben Lumsden | 16 | 3 | 0 |
| Armani Guzman | 14 | 14 | 3 |
| Creed Erdos | 6 | 2 | 0 |
| Matthew Robaugh | 4 | 4 | 0 |
| Zahir Barjam | 4 | 4 | 1 |
| Maxwell Molessa | 3 | 3 | 0 |
| Weston Mazey | 2 | 2 | 0 |
| Ryan Maggy | 2 | 2 | 0 |
| Colton Sims | 1 | 1 | 0 |



2026 STARTER STATS

| Pitcher | Starts | IP | W-L | ERA | B/AV |
|---------|--------|------|-----|-------|------|
| Cole | 15 | 78.1 | 7-1 | 3.10 | .210 |
| Yehl | 14 | 79.1 | 8-2 | 2.16 | .216 |
| Montesa | 13 | 61.0 | 3-5 | 5.75 | .240 |
| Hagen | 7 | 19.0 | 4-0 | 2.37 | .161 |
| Korn | 3 | 16.0 | 1-1 | 2.81 | .262 |
| Thacker | 1 | 1.1 | 0-1 | 33.76 | .500 |

2026 RUN SUPPORT

| Pitcher | Starts | Total Runs | Avg. |
|---------|--------|------------|------|
| Cole | 15 | 126 | 8.4 |
| Yehl | 14 | 101 | 7.2 |
| Montesa | 13 | 92 | 7.1 |
| Hagen | 7 | 61 | 8.7 |
| Korn | 3 | 11 | 3.7 |
| Thacker | 1 | 1 | 1.0 |

PITCHER BREAKDOWN

| Player | Record | Saves | Quality Starts |
|------------|--------|-------|----------------|
| Bassingier | 4-2 | 2 | |
| Cole | 8-1 | | 3 |
| Estridge | 4-0 | 2 | |
| Hagen | 4-1 | | |
| Korn | 5-1 | 2 | 1 |
| Montesa | 3-5 | | 3 |
| Perez | 2-1 | 6 | |
| Yehl | 8-2 | | 7 |
| Thacker | 0-1 | | |

2026 STARTER GAME-BY-GAME

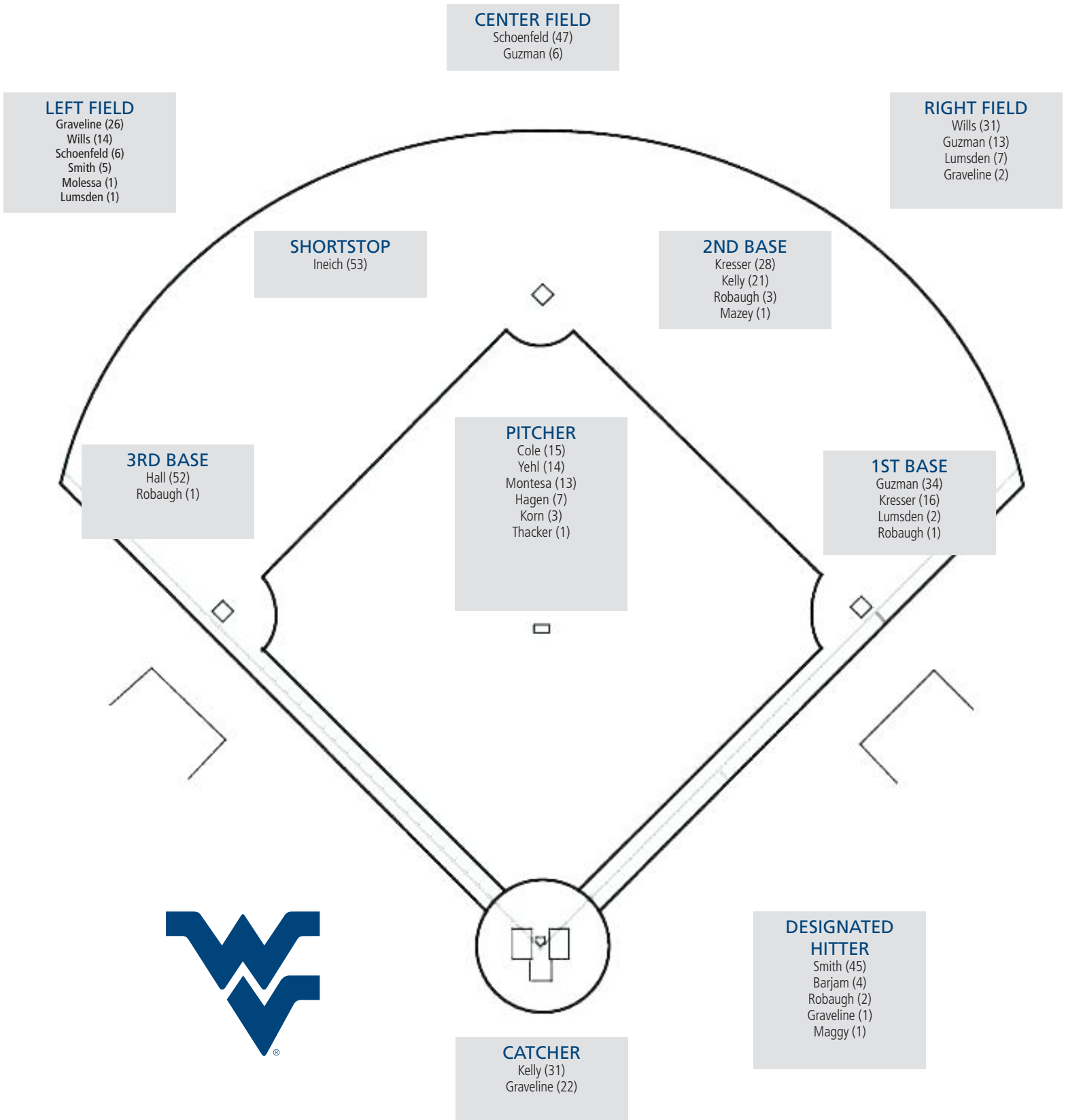
| Pitcher | Date | Opponent | Dec. | IP | H | R | ER | BB | SO | NP | Score | Final |
|----------|------|------------------|------|-----|----|---|----|----|----|-----|-----------|-------|
| | | | | | | | | | | | When Left | Score |
| Cole | 2/13 | Georgia Southern | ND | 2.2 | 4 | 2 | 2 | 2 | 3 | 63 | 1-2 | 15-3 |
| Yehl | 2/14 | Georgia Southern | ND | 2.0 | 3 | 4 | 1 | 1 | 2 | 45 | 7-4 | 11-10 |
| Montesa! | 2/14 | Georgia Southern | W | 6.0 | 6 | 2 | 2 | 0 | 7 | 98 | 4-2 | 5-2 |
| Cole | 2/20 | Liberty | W | 5.1 | 2 | 0 | 0 | 2 | 7 | 81 | 4-0 | 12-0 |
| Yehl | 2/21 | Liberty | W | 4.0 | 1 | 0 | 0 | 2 | 6 | 75 | 1-0 | 2-0 |
| Montesa | 2/21 | Liberty | L | 4.0 | 2 | 3 | 3 | 3 | 8 | 71 | 1-3 | 1-4 |
| Hagen | 2/25 | Ohio | W | 2.0 | 2 | 0 | 0 | 0 | 1 | 23 | 5-0 | 19-6 |
| Montesa! | 2/27 | Kennesaw State | W | 7.0 | 4 | 1 | 1 | 1 | 11 | 101 | 12-1 | 12-4 |
| Cole | 2/28 | Kennesaw State | W | 5.0 | 2 | 0 | 0 | 0 | 5 | 68 | 4-0 | 9-1 |
| Yehl | 3/1 | Kennesaw State | ND | 5.0 | 4 | 0 | 0 | 3 | 4 | 78 | 6-0 | 6-7 |
| Montesa | 3/6 | Columbia | L | 4.0 | 5 | 5 | 5 | 3 | 5 | 80 | 0-5 | 4-7 |
| Cole | 3/7 | Columbia | ND | 5.0 | 5 | 3 | 2 | 4 | 3 | 87 | 3-1 | 9-5 |
| Yehl! | 3/8 | Columbia | W | 6.0 | 5 | 1 | 1 | 4 | 9 | 103 | 10-1 | 16-1 |
| Hagen | 3/10 | Maryland | ND | 1.0 | 1 | 0 | 0 | 0 | 2 | 27 | 2-0 | 10-3 |
| Montesa | 3/13 | Baylor | ND | 3.0 | 2 | 3 | 3 | 6 | 1 | 62 | 4-1 | 6-7 |
| Cole! | 3/14 | Baylor | W | 6.0 | 3 | 2 | 2 | 3 | 5 | 95 | 13-2 | 13-2 |
| Yehl | 3/15 | Baylor | W | 8.0 | 3 | 0 | 0 | 1 | 12 | 108 | 8-0 | 8-0 |
| Montesa! | 3/19 | BYU | W | 7.0 | 3 | 2 | 2 | 0 | 7 | 101 | 7-2 | 7-4 |
| Cole | 3/20 | BYU | ND | 3.0 | 5 | 6 | 6 | 3 | 6 | 67 | 3-4 | 12-10 |
| Yehl! | 3/21 | BYU | W | 7.0 | 5 | 1 | 1 | 0 | 11 | 96 | 8-1 | 11-1 |
| Hagen | 3/24 | Marshall | W | 3.0 | 0 | 0 | 0 | 2 | 0 | 43 | 3-0 | 3-0 |
| Montesa | 3/27 | Arizona State | L | 3.1 | 5 | 6 | 6 | 4 | 4 | 73 | 2-3 | 4-14 |
| Yehl! | 3/28 | Arizona State | W | 7.0 | 5 | 3 | 3 | 0 | 4 | 106 | 11-3 | 13-7 |
| Cole | 3/29 | Arizona State | W | 5.1 | 5 | 1 | 1 | 3 | 4 | 88 | 4-1 | 9-5 |
| Hagen | 3/31 | Arizona | ND | 3.0 | 1 | 2 | 2 | 2 | 2 | 39 | 5-2 | 7-4 |
| Montesa | 4/3 | UCF | L | 4.0 | 5 | 3 | 3 | 1 | 7 | 81 | 0-3 | 0-5 |
| Yehl | 4/4 | UCF | ND | 4.0 | 7 | 5 | 5 | 1 | 4 | 62 | 2-3 | 11-10 |
| Cole | 4/5 | UCF | L | 5.2 | 3 | 4 | 1 | 2 | 6 | 72 | 0-1 | 1-5 |
| Hagen | 4/8 | Marshall | ND | 2.0 | 2 | 1 | 1 | 2 | 1 | 47 | 5-1 | 12-2 |
| Montesa | 4/10 | Texas Tech | ND | 7.0 | 11 | 5 | 5 | 2 | 5 | 125 | 6-5 | 12-8 |
| Yehl! | 4/11 | Texas Tech | L | 7.1 | 10 | 3 | 3 | 1 | 8 | 112 | 1-1 | 1-4 |
| Cole! | 4/12 | Texas Tech | W | 8.0 | 8 | 2 | 2 | 2 | 4 | 112 | 10-1 | 10-2 |
| Hagen | 4/15 | Penn State | W | 3.0 | 1 | 1 | 1 | 2 | 1 | 48 | 3-1 | 3-1 |
| Montesa | 4/17 | Houston | L | 4.1 | 7 | 5 | 4 | 2 | 6 | 79 | 5-1 | 10-7 |
| Yehl | 4/18 | Houston | ND | 2.0 | 2 | 0 | 0 | 2 | 2 | 31 | 0-0 | 7-1 |
| Cole | 4/19 | Houston | W | 5.0 | 0 | 0 | 0 | 2 | 5 | 68 | 5-0 | 7-3 |
| Thacker | 4/21 | Pitt | L | 1.1 | 4 | 5 | 5 | 1 | 0 | 41 | 0-5 | 1-23 |
| Korn | 4/24 | Cincinnati | ND | 4.1 | 5 | 3 | 3 | 0 | 5 | 67 | 2-2 | 9-5 |
| Cole | 4/25 | Cincinnati | ND | 3.0 | 6 | 2 | 2 | 0 | 4 | 68 | 2-2 | 2-5 |
| Montesa | 4/26 | Cincinnati | ND | 4.1 | 1 | 2 | 2 | 5 | 3 | 76 | 3-0 | 5-7 |
| Yehl | 5/1 | Kansas State | W | 5.0 | 3 | 0 | 0 | 2 | 8 | 87 | 3-0 | 7-0 |
| Cole>! | 5/2 | Kansas State | W | 9.0 | 5 | 1 | 1 | 1 | 9 | 120 | n/a | 9-1 |
| Montesa | 5/3 | Kansas State | ND | 4.0 | 2 | 1 | 1 | 3 | 6 | 72 | 7-1 | 13-6 |
| Hagen | 5/5 | Marshall | W | 5.0 | 3 | 1 | 1 | 1 | 1 | 62 | 5-1 | 7-2 |
| Yehl>! | 5/8 | Kansas | W | 9.0 | 6 | 1 | 1 | 2 | 9 | 124 | n/a | 4-1 |
| Cole | 5/9 | Kansas | ND | 5.0 | 4 | 2 | 2 | 0 | 6 | 70 | 2-2 | 5-2 |
| Montesa | 5/10 | Kansas | ND | 3.0 | 2 | 2 | 2 | 4 | 3 | 80 | 3-2 | 13-2 |
| Korn> | 5/14 | TCU | W | 6.0 | 6 | 0 | 0 | 0 | 6 | 100 | 2-0 | 2-0 |
| Yehl> | 5/15 | TCU | L | 6.2 | 4 | 2 | 2 | 1 | 9 | 116 | 0-2 | 0-4 |
| Cole | 5/16 | TCU | ND | 5.1 | 6 | 4 | 4 | 3 | 8 | 93 | 3-4 | 6-4 |
| Yehl! | 5/21 | Kansas State | W | 6.1 | 3 | 2 | 2 | 3 | 7 | 95 | 4-2 | 4-2 |
| Cole | 5/22 | Arizona State | ND | 5.0 | 2 | 2 | 2 | 0 | 6 | 67 | 1-2 | 7-3 |
| Korn | 5/23 | Kansas | L | 5.2 | 5 | 2 | 2 | 2 | 2 | 78 | 0-2 | 0-9 |

> - Complete Game

! - Quality Start



2026 STARTING LINEUP BY POSITION





INDIVIDUAL CAREER SUMMARIES

BARJAM,ZAHIR

| HITTING | G | AVG | OBP | SLG | OPS | PA | AB | H | R | RBI | 2B | 3B | HR | BB | SO | IBB | KL | SH | SF | GDP | SB | CS | SB% | PCKD |
|--------------|-----------|-------------|-------------|-------------|-------------|-----------|-----------|----------|----------|----------|----------|----------|----------|----------|----------|----------|----------|----------|----------|----------|----------|----------|----------|----------|
| 2026 | 21 | .276 | .313 | .414 | .726 | 32 | 29 | 8 | 4 | 3 | 4 | 0 | 0 | 1 | 8 | 0 | 2 | 0 | 1 | 0 | 0 | 0 | 0 | 0 |
| TOTAL | 21 | .276 | .313 | .414 | .726 | 32 | 29 | 8 | 4 | 3 | 4 | 0 | 0 | 1 | 8 | 0 | 2 | 0 | 1 | 0 | 0 | 0 | 0 | 0 |

BASSINGER,REESE

| PITCHING | APP | GS | W | L | SV | ERA | IP | H | R | ER | BB | K | WHIP | KRATE | AVG | BF | 2B | 3B | HR | WP | HBP | BK | GDP | CG | SHO | GF |
|-----------------------|-----------|----------|-----------|----------|----------|-------------|--------------|------------|-----------|-----------|-----------|------------|-------------|------------|-------------|------------|-----------|----------|-----------|----------|-----------|----------|-----------|----------|----------|-----------|
| 2024 (Tarleton State) | 27 | 1 | 5 | 2 | 0 | 3.06 | 67.2 | 59 | 26 | 23 | 17 | 57 | 1.12 | 7.6 | .000 | 286 | 8 | 1 | 7 | 2 | 9 | 3 | 1 | 0 | 0 | 0 |
| 2025 | 30 | 0 | 7 | 1 | 5 | 4.23 | 61.2 | 63 | 36 | 29 | 12 | 43 | 1.22 | 6.3 | .269 | 269 | 16 | 2 | 6 | 1 | 11 | 0 | 7 | 0 | 0 | 12 |
| 2026 | 25 | 0 | 4 | 2 | 2 | 3.06 | 50.0 | 42 | 22 | 17 | 16 | 52 | 1.16 | 9.4 | .230 | 206 | 6 | 0 | 3 | 2 | 5 | 0 | 5 | 0 | 0 | 12 |
| AT SCHOOL | 55 | 0 | 11 | 3 | 7 | 3.72 | 111.2 | 105 | 58 | 46 | 28 | 95 | 1.20 | 7.7 | .252 | 475 | 22 | 2 | 9 | 3 | 16 | 0 | 12 | 0 | 0 | 24 |
| TOTAL | 82 | 1 | 16 | 5 | 7 | 3.46 | 179.1 | 164 | 84 | 69 | 45 | 152 | 1.17 | 7.6 | .393 | 761 | 30 | 3 | 16 | 5 | 25 | 3 | 13 | 0 | 0 | 24 |

CAVALLO,HUDSON

COLE,CHANSEN

| PITCHING | APP | GS | W | L | SV | ERA | IP | H | R | ER | BB | K | WHIP | KRATE | AVG | BF | 2B | 3B | HR | WP | HBP | BK | GDP | CG | SHO | GF |
|------------------|-----------|-----------|-----------|----------|----------|-------------|--------------|------------|-----------|-----------|-----------|------------|-------------|------------|-------------|------------|-----------|----------|-----------|-----------|-----------|----------|----------|----------|----------|----------|
| 2025 (Newberry) | 14 | 14 | 7 | 5 | 0 | 3.39 | 87.2 | 74 | 41 | 33 | 21 | 97 | 1.08 | 10.0 | .000 | 0 | 9 | 1 | 7 | 6 | 20 | 0 | 0 | 1 | 0 | 0 |
| 2026 | 16 | 15 | 8 | 1 | 0 | 3.04 | 80.0 | 62 | 31 | 27 | 28 | 83 | 1.13 | 9.3 | .212 | 331 | 12 | 1 | 10 | 4 | 8 | 0 | 5 | 1 | 0 | 3 |
| AT SCHOOL | 16 | 15 | 8 | 1 | 0 | 3.04 | 80.0 | 62 | 31 | 27 | 28 | 83 | 1.13 | 9.3 | .212 | 331 | 12 | 1 | 10 | 4 | 8 | 0 | 5 | 1 | 0 | 3 |
| TOTAL | 30 | 29 | 15 | 6 | 0 | 3.22 | 167.2 | 136 | 72 | 60 | 49 | 180 | 1.10 | 9.7 | .466 | 331 | 21 | 2 | 17 | 10 | 28 | 0 | 5 | 2 | 0 | 3 |

COSTANZO,JD

| PITCHING | APP | GS | W | L | SV | ERA | IP | H | R | ER | BB | K | WHIP | KRATE | AVG | BF | 2B | 3B | HR | WP | HBP | BK | GDP | CG | SHO | GF |
|--------------|----------|----------|----------|----------|----------|--------------|------------|----------|----------|----------|----------|----------|-------------|-------------|-------------|-----------|----------|----------|----------|----------|----------|----------|----------|----------|----------|----------|
| 2026 | 4 | 0 | 0 | 0 | 0 | 13.50 | 2.2 | 7 | 6 | 4 | 3 | 3 | 3.75 | 10.1 | .500 | 18 | 0 | 0 | 1 | 1 | 0 | 0 | 0 | 0 | 0 | 3 |
| TOTAL | 4 | 0 | 0 | 0 | 0 | 13.50 | 2.2 | 7 | 6 | 4 | 3 | 3 | 3.75 | 10.1 | .500 | 18 | 0 | 0 | 1 | 1 | 0 | 0 | 0 | 0 | 0 | 3 |

ERDOS,CREED

| HITTING | G | AVG | OBP | SLG | OPS | PA | AB | H | R | RBI | 2B | 3B | HR | BB | SO | IBB | KL | SH | SF | GDP | SB | CS | SB% | PCKD |
|----------------------|-----------|-------------|-------------|-------------|-------------|-----------|-----------|----------|----------|----------|----------|----------|----------|----------|----------|----------|----------|----------|----------|----------|----------|----------|----------|----------|
| 2025 (James Madison) | 8 | .286 | .333 | .357 | .690 | 15 | 14 | 4 | 0 | 3 | 1 | 0 | 0 | 1 | 6 | 0 | 2 | 0 | 0 | 1 | 0 | 0 | 0 | 0 |
| 2026 | 9 | .000 | .400 | .000 | .400 | 5 | 3 | 0 | 1 | 0 | 0 | 0 | 0 | 0 | 1 | 0 | 1 | 0 | 0 | 0 | 0 | 0 | 0 | 0 |
| AT SCHOOL | 9 | .000 | .400 | .000 | .400 | 5 | 3 | 0 | 1 | 0 | 0 | 0 | 0 | 0 | 1 | 0 | 1 | 0 | 0 | 0 | 0 | 0 | 0 | 0 |
| TOTAL | 17 | .235 | .350 | .294 | .644 | 20 | 17 | 4 | 1 | 3 | 1 | 0 | 0 | 1 | 7 | 0 | 3 | 0 | 0 | 1 | 0 | 0 | 0 | 0 |

ESTRIDGE,CARSON

| PITCHING | APP | GS | W | L | SV | ERA | IP | H | R | ER | BB | K | WHIP | KRATE | AVG | BF | 2B | 3B | HR | WP | HBP | BK | GDP | CG | SHO | GF |
|--------------|-----------|-----------|-----------|----------|-----------|-------------|--------------|------------|-----------|-----------|-----------|------------|-------------|------------|-------------|------------|-----------|----------|-----------|----------|-----------|----------|----------|----------|----------|-----------|
| 2023 | 11 | 5 | 3 | 1 | 1 | 4.91 | 25.2 | 33 | 16 | 14 | 9 | 35 | 1.64 | 12.3 | .300 | 123 | 6 | 0 | 2 | 0 | 2 | 0 | 1 | 0 | 0 | 2 |
| 2024 | 21 | 4 | 1 | 2 | 4 | 3.21 | 42.0 | 35 | 15 | 15 | 20 | 48 | 1.31 | 10.3 | .232 | 182 | 3 | 2 | 2 | 2 | 6 | 1 | 2 | 0 | 0 | 7 |
| 2025 | 22 | 3 | 3 | 1 | 5 | 6.14 | 48.1 | 54 | 34 | 33 | 18 | 48 | 1.49 | 8.9 | .284 | 220 | 7 | 1 | 8 | 1 | 7 | 0 | 2 | 0 | 0 | 11 |
| 2026 | 18 | 0 | 4 | 0 | 2 | 2.67 | 30.1 | 27 | 12 | 9 | 12 | 29 | 1.29 | 8.6 | .237 | 132 | 3 | 2 | 1 | 2 | 5 | 0 | 3 | 0 | 0 | 5 |
| TOTAL | 72 | 12 | 11 | 4 | 12 | 4.37 | 146.1 | 149 | 77 | 71 | 59 | 160 | 1.42 | 9.8 | .264 | 657 | 19 | 5 | 13 | 5 | 20 | 1 | 8 | 0 | 0 | 25 |

GLASSCOCK,JJ

| PITCHING | APP | GS | W | L | SV | ERA | IP | H | R | ER | BB | K | WHIP | KRATE | AVG | BF | 2B | 3B | HR | WP | HBP | BK | GDP | CG | SHO | GF |
|--------------|-----------|----------|----------|----------|----------|-------------|------------|----------|----------|----------|----------|----------|-------------|-------------|-------------|-----------|----------|----------|----------|----------|----------|----------|----------|----------|----------|----------|
| 2025 | 12 | 0 | 0 | 0 | 0 | 7.50 | 6.0 | 6 | 5 | 5 | 9 | 7 | 2.50 | 10.5 | .261 | 37 | 1 | 0 | 0 | 1 | 3 | 0 | 0 | 0 | 0 | 5 |
| 2026 | 1 | 0 | 0 | 0 | 0 | 0.00 | 1.0 | 0 | 0 | 0 | 0 | 1 | 0.00 | 9.0 | .000 | 3 | 0 | 0 | 0 | 0 | 0 | 0 | 0 | 0 | 0 | 1 |
| TOTAL | 13 | 0 | 0 | 0 | 0 | 6.43 | 7.0 | 6 | 5 | 5 | 9 | 8 | 2.14 | 10.3 | .231 | 40 | 1 | 0 | 0 | 1 | 3 | 0 | 0 | 0 | 0 | 6 |



INDIVIDUAL CAREER SUMMARIES

GOLDY, SEAN

GOODACRE, BEN

GRAVELINE, MATTHEW

| HITTING | G | AVG | OBP | SLG | OPS | PA | AB | H | R | RBI | 2B | 3B | HR | BB | SO | IBB | KL | SH | SF | GDP | SB | CS | SB% | PCKD |
|-------------------|-----|------|------|------|------|-----|-----|-----|-----|-----|----|----|----|-----|-----|-----|----|----|----|-----|----|----|------|------|
| 2023 (Ohio State) | 50 | .287 | .375 | .410 | .785 | 224 | 195 | 56 | 45 | 35 | 8 | 2 | 4 | 26 | 56 | 0 | 0 | 0 | 1 | 2 | 12 | 2 | 85.7 | 0 |
| 2024 (Ohio State) | 53 | .281 | .409 | .447 | .856 | 247 | 199 | 56 | 44 | 25 | 14 | 2 | 5 | 40 | 48 | 0 | 0 | 0 | 3 | 5 | 13 | 3 | 81.3 | 0 |
| 2025 (Ohio State) | 50 | .282 | .371 | .513 | .884 | 229 | 195 | 55 | 39 | 53 | 11 | 2 | 10 | 27 | 56 | 0 | 0 | 0 | 4 | 1 | 5 | 3 | 62.5 | 0 |
| 2026 | 53 | .288 | .367 | .408 | .775 | 218 | 191 | 55 | 28 | 31 | 8 | 0 | 5 | 22 | 43 | 0 | 16 | 4 | 2 | 3 | 5 | 2 | 71.4 | 0 |
| AT SCHOOL | 53 | .288 | .367 | .408 | .775 | 218 | 191 | 55 | 28 | 31 | 8 | 0 | 5 | 22 | 43 | 0 | 16 | 4 | 2 | 3 | 5 | 2 | 71.4 | 0 |
| TOTAL | 206 | .285 | .381 | .445 | .826 | 918 | 780 | 222 | 156 | 144 | 41 | 6 | 24 | 115 | 203 | 0 | 16 | 4 | 10 | 11 | 35 | 10 | 77.8 | 0 |

GUZMAN, ARMANI

| HITTING | G | AVG | OBP | SLG | OPS | PA | AB | H | R | RBI | 2B | 3B | HR | BB | SO | IBB | KL | SH | SF | GDP | SB | CS | SB% | PCKD |
|---------|-----|------|------|------|------|-----|-----|----|----|-----|----|----|----|----|----|-----|----|----|----|-----|----|----|------|------|
| 2024 | 32 | .053 | .143 | .053 | .195 | 21 | 19 | 1 | 11 | 0 | 0 | 0 | 0 | 1 | 11 | 0 | 1 | 0 | 0 | 0 | 10 | 1 | 90.9 | 1 |
| 2025 | 49 | .327 | .403 | .449 | .852 | 124 | 107 | 35 | 27 | 22 | 5 | 1 | 2 | 8 | 26 | 0 | 7 | 2 | 2 | 0 | 17 | 2 | 89.5 | 1 |
| 2026 | 53 | .290 | .389 | .392 | .782 | 226 | 186 | 54 | 50 | 31 | 15 | 2 | 0 | 31 | 36 | 2 | 6 | 4 | 6 | 4 | 30 | 3 | 90.9 | 1 |
| TOTAL | 134 | .288 | .380 | .391 | .771 | 371 | 312 | 90 | 88 | 53 | 20 | 3 | 2 | 40 | 73 | 2 | 14 | 6 | 8 | 4 | 57 | 6 | 90.5 | 3 |

HAGEN, DAVID

| PITCHING | APP | GS | W | L | SV | ERA | IP | H | R | ER | BB | K | WHIP | KRATE | AVG | BF | 2B | 3B | HR | WP | HBP | BK | GDP | CG | SHO | GF |
|----------|-----|----|---|---|----|------|------|----|----|----|----|----|------|-------|------|-----|----|----|----|----|-----|----|-----|----|-----|----|
| 2025 | 11 | 7 | 2 | 0 | 0 | 2.35 | 23.0 | 17 | 9 | 6 | 13 | 13 | 1.30 | 5.1 | .210 | 101 | 1 | 0 | 2 | 0 | 4 | 0 | 0 | 0 | 0 | 0 |
| 2026 | 12 | 7 | 4 | 1 | 0 | 4.13 | 24.0 | 16 | 12 | 11 | 17 | 17 | 1.38 | 6.4 | .193 | 107 | 1 | 0 | 3 | 3 | 5 | 0 | 1 | 0 | 0 | 1 |
| TOTAL | 23 | 14 | 6 | 1 | 0 | 3.26 | 47.0 | 33 | 21 | 17 | 30 | 30 | 1.34 | 5.7 | .201 | 208 | 2 | 0 | 5 | 3 | 9 | 0 | 1 | 0 | 0 | 1 |

HALL, TYRUS

| HITTING | G | AVG | OBP | SLG | OPS | PA | AB | H | R | RBI | 2B | 3B | HR | BB | SO | IBB | KL | SH | SF | GDP | SB | CS | SB% | PCKD |
|---------|----|------|------|------|------|-----|-----|----|----|-----|----|----|----|----|----|-----|----|----|----|-----|----|----|------|------|
| 2026 | 53 | .269 | .401 | .400 | .801 | 197 | 160 | 43 | 41 | 24 | 4 | 1 | 5 | 29 | 72 | 0 | 25 | 6 | 1 | 4 | 16 | 3 | 84.2 | 1 |
| TOTAL | 53 | .269 | .401 | .400 | .801 | 197 | 160 | 43 | 41 | 24 | 4 | 1 | 5 | 29 | 72 | 0 | 25 | 6 | 1 | 4 | 16 | 3 | 84.2 | 1 |

HOFF, BRYSON

| PITCHING | APP | GS | W | L | SV | ERA | IP | H | R | ER | BB | K | WHIP | KRATE | AVG | BF | 2B | 3B | HR | WP | HBP | BK | GDP | CG | SHO | GF |
|----------|-----|----|---|---|----|-------|-----|---|---|----|----|---|------|-------|------|----|----|----|----|----|-----|----|-----|----|-----|----|
| 2025 | 6 | 0 | 0 | 0 | 0 | 27.00 | 1.2 | 4 | 5 | 5 | 3 | 3 | 4.20 | 16.2 | .400 | 15 | 0 | 0 | 0 | 2 | 2 | 0 | 0 | 0 | 0 | 0 |
| 2026 | 1 | 0 | 0 | 0 | 0 | 27.00 | 0.2 | 2 | 2 | 2 | 0 | 1 | 3.00 | 13.5 | .500 | 4 | 1 | 0 | 0 | 1 | 0 | 0 | 0 | 0 | 0 | 0 |
| TOTAL | 7 | 0 | 0 | 0 | 0 | 27.00 | 2.1 | 6 | 7 | 7 | 3 | 4 | 3.86 | 15.4 | .429 | 19 | 1 | 0 | 0 | 3 | 2 | 0 | 0 | 0 | 0 | 0 |

HUETHER, JT

| PITCHING | APP | GS | W | L | SV | ERA | IP | H | R | ER | BB | K | WHIP | KRATE | AVG | BF | 2B | 3B | HR | WP | HBP | BK | GDP | CG | SHO | GF |
|----------|-----|----|---|---|----|------|-----|---|---|----|----|---|------|-------|------|----|----|----|----|----|-----|----|-----|----|-----|----|
| 2026 | 8 | 0 | 0 | 0 | 0 | 7.71 | 4.2 | 1 | 4 | 4 | 8 | 8 | 1.93 | 15.4 | .063 | 28 | 0 | 0 | 0 | 1 | 4 | 0 | 0 | 0 | 0 | 2 |
| TOTAL | 8 | 0 | 0 | 0 | 0 | 7.71 | 4.2 | 1 | 4 | 4 | 8 | 8 | 1.93 | 15.4 | .063 | 28 | 0 | 0 | 0 | 1 | 4 | 0 | 0 | 0 | 0 | 2 |



INDIVIDUAL CAREER SUMMARIES

INEICH, MATT

| HITTING | G | AVG | OBP | SLG | OPS | PA | AB | H | R | RBI | 2B | 3B | HR | BB | SO | IBB | KL | SH | SF | GDP | SB | CS | SB% | PCKD |
|------------------|-----------|-------------|-------------|-------------|-------------|------------|------------|------------|-----------|-----------|-----------|----------|----------|-----------|-----------|----------|-----------|----------|----------|----------|-----------|----------|-------------|----------|
| 2025 (Ohio) | 36 | .387 | .467 | .514 | .982 | 169 | 142 | 55 | 28 | 25 | 9 | 0 | 3 | 21 | 11 | 0 | 0 | 4 | 3 | 0 | 9 | 5 | 64.3 | 0 |
| 2026 | 53 | .304 | .435 | .440 | .874 | 260 | 207 | 63 | 55 | 35 | 12 | 2 | 4 | 42 | 32 | 1 | 12 | 0 | 3 | 4 | 4 | 3 | 57.1 | 1 |
| AT SCHOOL | 53 | .304 | .435 | .440 | .874 | 260 | 207 | 63 | 55 | 35 | 12 | 2 | 4 | 42 | 32 | 1 | 12 | 0 | 3 | 4 | 4 | 3 | 57.1 | 1 |
| TOTAL | 89 | .338 | .448 | .470 | .917 | 429 | 349 | 118 | 83 | 60 | 21 | 2 | 7 | 63 | 43 | 1 | 12 | 4 | 6 | 4 | 13 | 8 | 61.9 | 1 |

INGRAM, JACKSON

KELLY, GAVIN

| HITTING | G | AVG | OBP | SLG | OPS | PA | AB | H | R | RBI | 2B | 3B | HR | BB | SO | IBB | KL | SH | SF | GDP | SB | CS | SB% | PCKD |
|--------------|------------|-------------|-------------|-------------|-------------|------------|------------|------------|-----------|-----------|-----------|----------|-----------|-----------|-----------|----------|-----------|----------|----------|----------|-----------|----------|-------------|----------|
| 2025 | 51 | .299 | .402 | .395 | .797 | 204 | 167 | 50 | 38 | 37 | 6 | 2 | 2 | 22 | 30 | 0 | 7 | 2 | 5 | 2 | 16 | 2 | 88.9 | 1 |
| 2026 | 52 | .379 | .480 | .680 | 1.160 | 248 | 203 | 77 | 54 | 48 | 16 | 3 | 13 | 36 | 35 | 1 | 7 | 1 | 3 | 4 | 4 | 7 | 36.4 | 2 |
| TOTAL | 103 | .343 | .445 | .551 | .996 | 452 | 370 | 127 | 92 | 85 | 22 | 5 | 15 | 58 | 65 | 1 | 14 | 3 | 8 | 6 | 20 | 9 | 69.0 | 3 |

KORN, IAN

| PITCHING | APP | GS | W | L | SV | ERA | IP | H | R | ER | BB | K | WHIP | KRATE | AVG | BF | 2B | 3B | HR | WP | HBP | BK | GDP | CG | SHO | GF |
|-------------------|-----------|-----------|-----------|----------|----------|-------------|--------------|------------|-----------|-----------|-----------|------------|-------------|------------|-------------|------------|-----------|----------|----------|----------|-----------|----------|----------|----------|----------|----------|
| 2022 (Seton Hill) | 11 | 4 | 1 | 2 | 0 | 6.35 | 22.2 | 28 | 19 | 16 | 13 | 32 | 1.81 | 12.7 | .000 | 113 | 5 | 2 | 1 | 7 | 2 | 1 | 0 | 0 | 0 | 0 |
| 2023 (Seton Hill) | 6 | 0 | 1 | 1 | 0 | 5.06 | 10.2 | 11 | 6 | 6 | 4 | 18 | 1.41 | 15.2 | .000 | 49 | 0 | 1 | 1 | 1 | 2 | 1 | 1 | 0 | 0 | 0 |
| 2024 (Seton Hill) | 9 | 0 | 3 | 1 | 2 | 1.72 | 15.2 | 14 | 3 | 3 | 8 | 12 | 1.40 | 6.9 | .000 | 67 | 2 | 0 | 1 | 0 | 0 | 0 | 0 | 0 | 0 | 0 |
| 2025 (Seton Hill) | 14 | 14 | 11 | 2 | 0 | 1.81 | 84.1 | 60 | 21 | 17 | 17 | 83 | 0.91 | 8.9 | .000 | 334 | 13 | 2 | 1 | 0 | 9 | 0 | 0 | 4 | 2 | 4 |
| 2026 | 19 | 3 | 5 | 1 | 2 | 2.57 | 63.0 | 52 | 18 | 18 | 10 | 57 | 0.98 | 8.1 | .227 | 244 | 8 | 0 | 4 | 1 | 3 | 0 | 5 | 0 | 0 | 5 |
| AT SCHOOL | 19 | 3 | 5 | 1 | 2 | 2.57 | 63.0 | 52 | 18 | 18 | 10 | 57 | 0.98 | 8.1 | .227 | 244 | 8 | 0 | 4 | 1 | 3 | 0 | 5 | 0 | 0 | 5 |
| TOTAL | 59 | 21 | 21 | 7 | 4 | 2.75 | 196.1 | 165 | 67 | 60 | 52 | 202 | 1.11 | 9.3 | .721 | 807 | 28 | 5 | 8 | 9 | 16 | 2 | 6 | 4 | 2 | 9 |

KRESSER, BRODIE

| HITTING | G | AVG | OBP | SLG | OPS | PA | AB | H | R | RBI | 2B | 3B | HR | BB | SO | IBB | KL | SH | SF | GDP | SB | CS | SB% | PCKD |
|--------------|------------|-------------|-------------|-------------|-------------|------------|------------|------------|------------|-----------|-----------|----------|----------|-----------|-----------|----------|-----------|----------|-----------|----------|-----------|----------|-------------|----------|
| 2024 | 47 | .278 | .409 | .424 | .833 | 176 | 144 | 40 | 27 | 24 | 7 | 1 | 4 | 18 | 27 | 0 | 5 | 3 | 0 | 2 | 13 | 3 | 81.3 | 2 |
| 2025 | 59 | .278 | .373 | .378 | .751 | 252 | 209 | 58 | 50 | 41 | 12 | 0 | 3 | 26 | 37 | 1 | 9 | 5 | 7 | 2 | 13 | 3 | 81.3 | 1 |
| 2026 | 45 | .299 | .404 | .403 | .807 | 178 | 144 | 43 | 26 | 30 | 7 | 1 | 2 | 22 | 23 | 0 | 5 | 1 | 5 | 2 | 6 | 0 | 100.0 | 1 |
| TOTAL | 151 | .284 | .393 | .398 | .791 | 606 | 497 | 141 | 103 | 95 | 26 | 2 | 9 | 66 | 87 | 1 | 19 | 9 | 12 | 6 | 32 | 6 | 84.2 | 4 |

LUMSDEN, BEN

| HITTING | G | AVG | OBP | SLG | OPS | PA | AB | H | R | RBI | 2B | 3B | HR | BB | SO | IBB | KL | SH | SF | GDP | SB | CS | SB% | PCKD |
|---------------------|------------|-------------|-------------|-------------|-------------|------------|------------|------------|-----------|-----------|-----------|----------|-----------|-----------|------------|----------|-----------|----------|----------|----------|----------|----------|--------------|----------|
| 2023 (UT Arlington) | 51 | .237 | .364 | .484 | .848 | 231 | 190 | 45 | 43 | 38 | 8 | 3 | 11 | 31 | 69 | 1 | 0 | 0 | 2 | 1 | 2 | 0 | 100.0 | 0 |
| 2024 | 55 | .251 | .365 | .429 | .794 | 208 | 175 | 44 | 33 | 25 | 10 | 0 | 7 | 31 | 59 | 0 | 15 | 3 | 1 | 3 | 3 | 0 | 100.0 | 0 |
| 2025 | 40 | .160 | .300 | .300 | .600 | 60 | 50 | 8 | 11 | 15 | 1 | 0 | 2 | 8 | 16 | 1 | 3 | 1 | 0 | 1 | 1 | 0 | 100.0 | 0 |
| 2026 | 28 | .212 | .311 | .308 | .619 | 61 | 52 | 11 | 7 | 7 | 5 | 0 | 0 | 8 | 21 | 1 | 6 | 1 | 1 | 0 | 0 | 0 | 0 | 0 |
| AT SCHOOL | 123 | .227 | .343 | .383 | .726 | 329 | 277 | 63 | 51 | 47 | 16 | 0 | 9 | 47 | 96 | 2 | 24 | 5 | 2 | 4 | 4 | 0 | 100.0 | 0 |
| TOTAL | 174 | .231 | .352 | .424 | .776 | 560 | 467 | 108 | 94 | 85 | 24 | 3 | 20 | 78 | 165 | 3 | 24 | 5 | 4 | 5 | 6 | 0 | 100.0 | 0 |



INDIVIDUAL CAREER SUMMARIES

MAGGY,RYAN

| HITTING | G | AVG | OBP | SLG | OPS | PA | AB | H | R | RBI | 2B | 3B | HR | BB | SO | IBB | KL | SH | SF | GDP | SB | CS | SB% | PCKD |
|--------------|-----------|-------------|-------------|-------------|-------------|-----------|-----------|----------|----------|----------|----------|----------|----------|----------|----------|----------|----------|----------|----------|----------|----------|----------|--------------|----------|
| 2026 | 17 | .235 | .350 | .235 | .585 | 20 | 17 | 4 | 1 | 4 | 0 | 0 | 0 | 3 | 9 | 0 | 1 | 0 | 0 | 0 | 1 | 0 | 100.0 | 0 |
| TOTAL | 17 | .235 | .350 | .235 | .585 | 20 | 17 | 4 | 1 | 4 | 0 | 0 | 0 | 3 | 9 | 0 | 1 | 0 | 0 | 0 | 1 | 0 | 100.0 | 0 |

MAZEY,WESTON

| HITTING | G | AVG | OBP | SLG | OPS | PA | AB | H | R | RBI | 2B | 3B | HR | BB | SO | IBB | KL | SH | SF | GDP | SB | CS | SB% | PCKD |
|--------------|-----------|-------------|-------------|-------------|-------------|-----------|----------|----------|----------|----------|----------|----------|----------|----------|----------|----------|----------|----------|----------|----------|----------|----------|----------|----------|
| 2026 | 12 | .125 | .300 | .125 | .425 | 10 | 8 | 1 | 5 | 0 | 0 | 0 | 0 | 2 | 5 | 0 | 3 | 0 | 0 | 0 | 0 | 0 | 0 | 0 |
| TOTAL | 12 | .125 | .300 | .125 | .425 | 10 | 8 | 1 | 5 | 0 | 0 | 0 | 0 | 2 | 5 | 0 | 3 | 0 | 0 | 0 | 0 | 0 | 0 | 0 |

MCDUGAL,BEN

| PITCHING | APP | GS | W | L | SV | ERA | IP | H | R | ER | BB | K | WHIP | KRATE | AVG | BF | 2B | 3B | HR | WP | HBP | BK | GDP | CG | SHO | GF |
|--------------|-----------|----------|----------|----------|----------|-------------|-------------|-----------|-----------|-----------|-----------|-----------|-------------|------------|-------------|------------|----------|----------|----------|----------|----------|----------|----------|----------|----------|----------|
| 2025 | 19 | 0 | 1 | 1 | 2 | 3.63 | 22.1 | 14 | 10 | 9 | 8 | 17 | 0.99 | 6.9 | .182 | 92 | 5 | 0 | 0 | 1 | 5 | 1 | 1 | 0 | 0 | 7 |
| 2026 | 7 | 0 | 0 | 0 | 0 | 4.76 | 5.2 | 5 | 7 | 3 | 6 | 4 | 1.94 | 6.4 | .227 | 32 | 1 | 0 | 2 | 1 | 3 | 0 | 1 | 0 | 0 | 0 |
| TOTAL | 26 | 0 | 1 | 1 | 2 | 3.86 | 28.0 | 19 | 17 | 12 | 14 | 21 | 1.18 | 6.8 | .192 | 124 | 6 | 0 | 2 | 2 | 8 | 1 | 2 | 0 | 0 | 7 |

MOLESSA,MAXWELL

| HITTING | G | AVG | OBP | SLG | OPS | PA | AB | H | R | RBI | 2B | 3B | HR | BB | SO | IBB | KL | SH | SF | GDP | SB | CS | SB% | PCKD |
|--------------|-----------|-------------|-------------|-------------|-------------|-----------|-----------|----------|----------|----------|----------|----------|----------|----------|----------|----------|----------|----------|----------|----------|----------|----------|----------|----------|
| 2026 | 19 | .286 | .286 | .357 | .643 | 14 | 14 | 4 | 4 | 2 | 1 | 0 | 0 | 0 | 6 | 0 | 1 | 0 | 0 | 0 | 0 | 0 | 0 | 0 |
| TOTAL | 19 | .286 | .286 | .357 | .643 | 14 | 14 | 4 | 4 | 2 | 1 | 0 | 0 | 0 | 6 | 0 | 1 | 0 | 0 | 0 | 0 | 0 | 0 | 0 |

MONTESA,DAWSON

| PITCHING | APP | GS | W | L | SV | ERA | IP | H | R | ER | BB | K | WHIP | KRATE | AVG | BF | 2B | 3B | HR | WP | HBP | BK | GDP | CG | SHO | GF |
|-------------------|-----------|-----------|-----------|-----------|----------|-------------|--------------|------------|------------|-----------|-----------|------------|-------------|-------------|-------------|------------|-----------|----------|-----------|-----------|-----------|----------|----------|----------|----------|----------|
| 2024 (Adelphi) | 10 | 9 | 2 | 5 | 0 | 7.36 | 44.0 | 56 | 41 | 36 | 29 | 50 | 1.93 | 10.2 | .311 | 303 | 14 | 1 | 4 | 5 | 8 | 0 | 0 | 0 | 0 | 0 |
| 2025 (Adelphi) | 12 | 11 | 8 | 1 | 0 | 1.99 | 72.1 | 56 | 22 | 16 | 24 | 105 | 1.11 | 13.1 | .207 | 303 | 2 | 0 | 4 | 2 | 4 | 0 | 0 | 0 | 0 | 0 |
| 2026 | 16 | 13 | 3 | 5 | 1 | 5.94 | 63.2 | 60 | 44 | 42 | 35 | 78 | 1.49 | 11.0 | .246 | 287 | 9 | 2 | 11 | 6 | 7 | 0 | 4 | 0 | 0 | 1 |
| AT SCHOOL | 16 | 13 | 3 | 5 | 1 | 5.98 | 63.2 | 60 | 44 | 42 | 35 | 78 | 1.50 | 11.1 | .246 | 287 | 9 | 2 | 11 | 6 | 7 | 0 | 4 | 0 | 0 | 1 |
| TOTAL | 38 | 33 | 13 | 11 | 1 | 4.70 | 180.0 | 172 | 107 | 94 | 88 | 233 | 1.44 | 11.7 | .248 | 893 | 25 | 3 | 19 | 13 | 19 | 0 | 4 | 0 | 0 | 1 |

MOSLEY,WYATT

| PITCHING | APP | GS | W | L | SV | ERA | IP | H | R | ER | BB | K | WHIP | KRATE | AVG | BF | 2B | 3B | HR | WP | HBP | BK | GDP | CG | SHO | GF |
|--------------|----------|----------|----------|----------|----------|--------------|------------|----------|----------|----------|----------|----------|-------------|------------|-------------|----------|----------|----------|----------|----------|----------|----------|----------|----------|----------|----------|
| 2026 | 1 | 0 | 0 | 0 | 0 | 27.00 | 1.0 | 1 | 3 | 3 | 3 | 1 | 4.00 | 9.0 | .333 | 7 | 0 | 0 | 0 | 0 | 1 | 0 | 0 | 0 | 0 | 0 |
| TOTAL | 1 | 0 | 0 | 0 | 0 | 27.00 | 1.0 | 1 | 3 | 3 | 3 | 1 | 4.00 | 9.0 | .333 | 7 | 0 | 0 | 0 | 0 | 1 | 0 | 0 | 0 | 0 | 0 |

PEREZ,DAVID

| PITCHING | APP | GS | W | L | SV | ERA | IP | H | R | ER | BB | K | WHIP | KRATE | AVG | BF | 2B | 3B | HR | WP | HBP | BK | GDP | CG | SHO | GF |
|--------------|-----------|----------|----------|----------|----------|-------------|-------------|-----------|-----------|-----------|-----------|-----------|-------------|-------------|-------------|-----------|----------|----------|----------|----------|----------|----------|----------|----------|----------|-----------|
| 2026 | 15 | 0 | 2 | 1 | 6 | 5.00 | 18.0 | 17 | 14 | 10 | 12 | 21 | 1.61 | 10.5 | .243 | 82 | 6 | 0 | 3 | 4 | 0 | 0 | 2 | 0 | 0 | 10 |
| TOTAL | 15 | 0 | 2 | 1 | 6 | 5.00 | 18.0 | 17 | 14 | 10 | 12 | 21 | 1.61 | 10.5 | .243 | 82 | 6 | 0 | 3 | 4 | 0 | 0 | 2 | 0 | 0 | 10 |

ROBAUGH,MATTHEW

| HITTING | G | AVG | OBP | SLG | OPS | PA | AB | H | R | RBI | 2B | 3B | HR | BB | SO | IBB | KL | SH | SF | GDP | SB | CS | SB% | PCKD |
|--------------|-----------|-------------|-------------|-------------|-------------|-----------|-----------|----------|----------|----------|----------|----------|----------|----------|----------|----------|----------|----------|----------|----------|----------|----------|----------|----------|
| 2026 | 19 | .194 | .275 | .222 | .497 | 40 | 36 | 7 | 4 | 1 | 1 | 0 | 0 | 3 | 9 | 0 | 4 | 0 | 0 | 0 | 0 | 0 | 0 | 0 |
| TOTAL | 19 | .194 | .275 | .222 | .497 | 40 | 36 | 7 | 4 | 1 | 1 | 0 | 0 | 3 | 9 | 0 | 4 | 0 | 0 | 0 | 0 | 0 | 0 | 0 |





INDIVIDUAL CAREER SUMMARIES

ROBINSON, BRAYDEN

| PITCHING | APP | GS | W | L | SV | ERA | IP | H | R | ER | BB | K | WHIP | KRATE | AVG | BF | 2B | 3B | HR | WP | HBP | BK | GDP | CG | SHO | GF |
|--------------|----------|----------|----------|----------|----------|--------------|------------|----------|----------|----------|----------|----------|-------------|------------|-------------|----------|----------|----------|----------|----------|----------|----------|----------|----------|----------|----|
| 2026 | 1 | 0 | 0 | 0 | 0 | 13.50 | 0.2 | 2 | 1 | 1 | 2 | 0 | 6.00 | 0.0 | .667 | 5 | 0 | 0 | 0 | 0 | 0 | 0 | 1 | 0 | 0 | 0 |
| TOTAL | 1 | 0 | 0 | 0 | 0 | 13.50 | 0.2 | 2 | 1 | 1 | 2 | 0 | 6.00 | 0.0 | .667 | 5 | 0 | 0 | 0 | 0 | 0 | 1 | 0 | 0 | 0 | |

SCHOENFELD, PAUL

| HITTING | G | AVG | OBP | SLG | OPS | PA | AB | H | R | RBI | 2B | 3B | HR | BB | SO | IBB | KL | SH | SF | GDP | SB | CS | SB% | PCKD |
|----------------------|------------|-------------|-------------|-------------|--------------|------------|------------|------------|------------|------------|-----------|-----------|-----------|-----------|-----------|----------|----------|-----------|-----------|----------|-----------|-----------|-------------|----------|
| 2023 (Colorado Mesa) | 32 | .320 | .400 | .440 | .840 | 85 | 75 | 24 | 23 | 13 | 2 | 2 | 1 | 9 | 7 | 0 | 0 | 4 | 0 | 1 | 7 | 2 | 77.8 | 0 |
| 2024 (Colorado Mesa) | 34 | .412 | .486 | .719 | 1.205 | 140 | 114 | 47 | 44 | 40 | 13 | 2 | 6 | 18 | 15 | 0 | 0 | 1 | 5 | 0 | 8 | 3 | 72.7 | 0 |
| 2025 (Colorado Mesa) | 56 | .420 | .479 | .661 | 1.139 | 259 | 224 | 94 | 89 | 55 | 21 | 3 | 9 | 24 | 23 | 1 | 0 | 3 | 5 | 0 | 19 | 4 | 82.6 | 0 |
| 2026 | 53 | .350 | .447 | .515 | .962 | 246 | 206 | 72 | 42 | 43 | 17 | 4 | 3 | 36 | 31 | 0 | 5 | 4 | 2 | 3 | 21 | 6 | 77.8 | 3 |
| AT SCHOOL | 53 | .350 | .447 | .515 | .962 | 246 | 206 | 72 | 42 | 43 | 17 | 4 | 3 | 36 | 31 | 0 | 5 | 4 | 2 | 3 | 21 | 6 | 77.8 | 3 |
| TOTAL | 175 | .383 | .460 | .596 | 1.056 | 730 | 619 | 237 | 198 | 151 | 53 | 11 | 19 | 87 | 76 | 1 | 5 | 12 | 12 | 4 | 55 | 15 | 78.6 | 3 |

SIMS, COLTON

| HITTING | G | AVG | OBP | SLG | OPS | PA | AB | H | R | RBI | 2B | 3B | HR | BB | SO | IBB | KL | SH | SF | GDP | SB | CS | SB% | PCKD |
|--------------|----------|-------------|-------------|-------------|-------------|----------|----------|----------|----------|----------|----------|----------|----------|----------|----------|----------|----------|----------|----------|----------|----------|----------|----------|----------|
| 2026 | 8 | .200 | .167 | .400 | .567 | 6 | 5 | 1 | 1 | 3 | 1 | 0 | 0 | 0 | 4 | 0 | 1 | 0 | 1 | 0 | 0 | 0 | 0 | 0 |
| TOTAL | 8 | .200 | .167 | .400 | .567 | 6 | 5 | 1 | 1 | 3 | 1 | 0 | 0 | 0 | 4 | 0 | 1 | 0 | 1 | 0 | 0 | 0 | 0 | 0 |

SMITH, WESTON

| PITCHING | APP | GS | W | L | SV | ERA | IP | H | R | ER | BB | K | WHIP | KRATE | AVG | BF | 2B | 3B | HR | WP | HBP | BK | GDP | CG | SHO | GF |
|--------------|----------|----------|----------|----------|----------|-------------|------------|----------|----------|----------|----------|----------|-------------|------------|-------------|-----------|----------|----------|----------|----------|----------|----------|----------|----------|----------|----------|
| 2026 | 6 | 0 | 0 | 0 | 0 | 6.35 | 5.2 | 6 | 4 | 4 | 1 | 3 | 1.24 | 4.8 | .273 | 24 | 2 | 0 | 1 | 0 | 1 | 0 | 1 | 0 | 0 | 1 |
| TOTAL | 6 | 0 | 0 | 0 | 0 | 6.35 | 5.2 | 6 | 4 | 4 | 1 | 3 | 1.24 | 4.8 | .273 | 24 | 2 | 0 | 1 | 0 | 1 | 0 | 1 | 0 | 0 | 1 |

SMITH, SEAN

| HITTING | G | AVG | OBP | SLG | OPS | PA | AB | H | R | RBI | 2B | 3B | HR | BB | SO | IBB | KL | SH | SF | GDP | SB | CS | SB% | PCKD |
|-------------------------|------------|-------------|-------------|-------------|-------------|------------|------------|------------|------------|------------|-----------|----------|-----------|-----------|------------|----------|-----------|----------|----------|----------|-----------|----------|-------------|----------|
| 2024 (Georgia Southern) | 35 | .321 | .417 | .587 | 1.004 | 132 | 109 | 35 | 34 | 27 | 11 | 0 | 6 | 16 | 31 | 0 | 0 | 0 | 3 | 2 | 4 | 1 | 80.0 | 0 |
| 2025 (Georgia Southern) | 48 | .352 | .458 | .599 | 1.057 | 203 | 162 | 57 | 31 | 36 | 9 | 2 | 9 | 29 | 42 | 1 | 0 | 0 | 5 | 1 | 6 | 0 | 100.0 | 0 |
| 2026 | 52 | .325 | .406 | .529 | .935 | 219 | 191 | 62 | 40 | 45 | 9 | 3 | 8 | 23 | 42 | 2 | 11 | 0 | 1 | 6 | 5 | 1 | 83.3 | 0 |
| AT SCHOOL | 52 | .325 | .406 | .529 | .935 | 219 | 191 | 62 | 40 | 45 | 9 | 3 | 8 | 23 | 42 | 2 | 11 | 0 | 1 | 6 | 5 | 1 | 83.3 | 0 |
| TOTAL | 135 | .333 | .428 | .567 | .995 | 554 | 462 | 154 | 105 | 108 | 29 | 5 | 23 | 68 | 115 | 3 | 11 | 0 | 9 | 9 | 15 | 2 | 88.2 | 0 |

STIFFLER, MAC

| PITCHING | APP | GS | W | L | SV | ERA | IP | H | R | ER | BB | K | WHIP | KRATE | AVG | BF | 2B | 3B | HR | WP | HBP | BK | GDP | CG | SHO | GF |
|--------------|-----------|----------|----------|----------|----------|-------------|-------------|-----------|-----------|-----------|-----------|-----------|-------------|-------------|-------------|------------|----------|----------|----------|----------|----------|----------|----------|----------|----------|----------|
| 2025 | 15 | 2 | 2 | 1 | 0 | 4.95 | 20.0 | 10 | 11 | 11 | 20 | 20 | 1.50 | 9.0 | .147 | 94 | 2 | 0 | 1 | 3 | 6 | 0 | 2 | 0 | 0 | 1 |
| 2026 | 7 | 0 | 0 | 0 | 0 | 7.94 | 5.2 | 8 | 7 | 5 | 6 | 10 | 2.47 | 15.9 | .320 | 35 | 0 | 0 | 1 | 3 | 3 | 0 | 0 | 0 | 0 | 2 |
| TOTAL | 22 | 2 | 2 | 1 | 0 | 5.61 | 25.2 | 18 | 18 | 16 | 26 | 30 | 1.71 | 10.5 | .194 | 129 | 2 | 0 | 2 | 6 | 9 | 0 | 2 | 0 | 0 | 3 |

SURIGAO, JOSHUA

| PITCHING | APP | GS | W | L | SV | ERA | IP | H | R | ER | BB | K | WHIP | KRATE | AVG | BF | 2B | 3B | HR | WP | HBP | BK | GDP | CG | SHO | GF |
|------------------|-----------|----------|----------|----------|----------|-------------|-------------|----------|----------|----------|----------|-----------|-------------|-------------|-------------|-----------|----------|----------|----------|----------|----------|----------|----------|----------|----------|----------|
| 2025 (Hawaii) | 2 | 0 | 0 | 0 | 0 | 0.00 | 1.2 | 1 | 0 | 0 | 2 | 4 | 1.80 | 21.6 | .000 | 10 | 0 | 0 | 0 | 0 | 1 | 0 | 0 | 0 | 0 | 0 |
| 2026 | 10 | 0 | 0 | 0 | 0 | 2.79 | 9.2 | 7 | 3 | 3 | 6 | 11 | 1.34 | 10.2 | .226 | 38 | 1 | 0 | 0 | 0 | 0 | 0 | 2 | 0 | 0 | 4 |
| AT SCHOOL | 10 | 0 | 0 | 0 | 0 | 2.93 | 9.2 | 7 | 3 | 3 | 6 | 11 | 1.41 | 10.8 | .226 | 38 | 1 | 0 | 0 | 0 | 0 | 0 | 2 | 0 | 0 | 4 |
| TOTAL | 12 | 0 | 0 | 0 | 0 | 2.38 | 11.1 | 8 | 3 | 3 | 8 | 15 | 1.41 | 11.9 | .258 | 48 | 1 | 0 | 0 | 0 | 1 | 0 | 2 | 0 | 0 | 4 |



INDIVIDUAL CAREER SUMMARIES

WILLS,BROCK

| HITTING | G | AVG | OBP | SLG | OPS | PA | AB | H | R | RBI | 2B | 3B | HR | BB | SO | IBB | KL | SH | SF | GDP | SB | CS | SB% | PCKD |
|-----------------------|-----|------|------|------|------|-----|-----|-----|-----|-----|----|----|----|----|-----|-----|----|----|----|-----|----|----|------|------|
| 2023 (UNC Wilmington) | 56 | .286 | .357 | .403 | .760 | 263 | 231 | 66 | 44 | 34 | 12 | 3 | 3 | 20 | 52 | 0 | 0 | 5 | 4 | 1 | 5 | 2 | 71.4 | 0 |
| 2024 (UNC Wilmington) | 33 | .268 | .411 | .420 | .831 | 141 | 112 | 30 | 21 | 31 | 4 | 2 | 3 | 18 | 29 | 1 | 0 | 1 | 1 | 1 | 3 | 2 | 60.0 | 0 |
| 2025 (UNC Wilmington) | 36 | .351 | .450 | .545 | .995 | 160 | 134 | 47 | 34 | 22 | 6 | 1 | 6 | 19 | 28 | 0 | 0 | 1 | 1 | 0 | 9 | 3 | 75.0 | 0 |
| 2026 | 50 | .276 | .364 | .387 | .750 | 187 | 163 | 45 | 26 | 23 | 6 | 3 | 2 | 14 | 40 | 0 | 8 | 4 | 1 | 1 | 3 | 1 | 75.0 | 0 |
| AT SCHOOL | 50 | .276 | .364 | .387 | .750 | 187 | 163 | 45 | 26 | 23 | 6 | 3 | 2 | 14 | 40 | 0 | 8 | 4 | 1 | 1 | 3 | 1 | 75.0 | 0 |
| TOTAL | 175 | .294 | .389 | .431 | .820 | 751 | 640 | 188 | 125 | 110 | 28 | 9 | 14 | 71 | 149 | 1 | 8 | 11 | 7 | 3 | 20 | 8 | 71.4 | 0 |


YEHL,MAXX

| PITCHING | APP | GS | W | L | SV | ERA | IP | H | R | ER | BB | K | WHIP | KRATE | AVG | BF | 2B | 3B | HR | WP | HBP | BK | GDP | CG | SHO | GF |
|----------|-----|----|----|---|----|------|-------|-----|----|----|----|-----|------|-------|------|-----|----|----|----|----|-----|----|-----|----|-----|----|
| 2023 | 17 | 0 | 1 | 0 | 0 | 3.54 | 28.0 | 23 | 11 | 11 | 15 | 19 | 1.36 | 6.1 | .235 | 117 | 3 | 1 | 3 | 1 | 1 | 2 | 1 | 0 | 0 | 2 |
| 2024 | 24 | 0 | 2 | 0 | 2 | 3.99 | 29.1 | 26 | 15 | 13 | 18 | 32 | 1.50 | 9.8 | .243 | 135 | 5 | 0 | 3 | 6 | 8 | 0 | 3 | 0 | 0 | 7 |
| 2026 | 14 | 14 | 8 | 2 | 0 | 2.16 | 79.1 | 61 | 22 | 19 | 23 | 95 | 1.06 | 10.8 | .216 | 324 | 6 | 0 | 5 | 5 | 13 | 0 | 6 | 1 | 0 | 1 |
| TOTAL | 55 | 14 | 11 | 2 | 2 | 2.83 | 136.2 | 110 | 48 | 43 | 56 | 146 | 1.21 | 9.6 | .225 | 576 | 14 | 1 | 11 | 12 | 22 | 2 | 10 | 1 | 0 | 10 |

YOAK,BRYANT

| PITCHING | APP | GS | W | L | SV | ERA | IP | H | R | ER | BB | K | WHIP | KRATE | AVG | BF | 2B | 3B | HR | WP | HBP | BK | GDP | CG | SHO | GF |
|----------|-----|----|---|---|----|-------|------|----|----|----|----|----|------|-------|------|----|----|----|----|----|-----|----|-----|----|-----|----|
| 2025 | 13 | 0 | 0 | 0 | 0 | 15.19 | 5.1 | 6 | 14 | 9 | 8 | 13 | 2.63 | 21.9 | .240 | 38 | 0 | 0 | 0 | 0 | 5 | 0 | 0 | 0 | 0 | 2 |
| 2026 | 9 | 0 | 0 | 0 | 0 | 11.05 | 7.1 | 6 | 10 | 9 | 9 | 11 | 2.05 | 13.5 | .214 | 40 | 0 | 0 | 3 | 0 | 3 | 0 | 0 | 0 | 0 | 3 |
| TOTAL | 22 | 0 | 0 | 0 | 0 | 12.79 | 12.2 | 12 | 24 | 18 | 17 | 24 | 2.29 | 17.1 | .226 | 78 | 0 | 0 | 3 | 0 | 8 | 0 | 0 | 0 | 0 | 5 |


TV ROSTER



Matthew Graveline
#0 | OF/C | Sr.
Centerville, Ohio



JJ Glasscock
#1 | RHP | r-So.
Fluvanna County, Va.



Gavin Kelly
#2 | UTL | So.
Pittsburgh, Pa.



Zahir Barjam
#3 | INF | Fr.
Santo Domingo, D.R.



Jackson Ingram
#4 | INF | r-Fr.
Staunton, Va.



Armani Guzman
#5 | UTL | Jr.
New York, N.Y.




Paul Schoenfeld
#6 | OF | 5th
Wichita, Kan.



Maxwell Molessa
#7 | OF | r-Fr.
Pullman, W.Va.



Tyrus Hall
#8 | INF | Jr.
Victoria, British Columbia, Canada



Bryson Hoff
#9 | RHP | So.
Charleston, W.Va.




Sean Smith
#11 | OF | Gr.
Moss Point, Miss.



Brodie Kresser
#12 | INF | Gr.
Jesup, Iowa



Ryan Maggy
#13 | 1B | r-Fr.
Peru, N.Y.



Weston Mazey
#14 | INF | Fr.
Morgantown, W.Va.



Maxx Yehl
#15 | LHP | r-Jr.
Portville, N.Y.




Brock Wills
#16 | OF | Sr.
Holly Springs, N.C.



Matt Ineich
#17 | INF | So.
South Lyon, Mich.



Ian Korn
#18 | RHP | Gr.
York, Pa.




Matthew Robaugh
#19 | INF | Fr.
Washington, Pa.



Joshua Surigao
#21 | LHP | So.
Little River, S.C.



David Hagen
#23 | RHP | So.
Loveland, Ohio




Ben Lumsden
#24 | OF | Sr.
Simpsonville, S.C.



JD Costanzo
#25 | LHP | r-Fr.
Pittsburgh, Pa.




Sean Goldy
#26 | INF | Fr.
Centennial, Colo.




Reese Bassinger
#29 | RHP | Gr.
Wylie, Texas



Dawson Montesa
#31 | RHP | Jr.
Glendale, N.Y.



Wyatt Mosley
#32 | LHP | Fr.
Dansville, Mich.




Brayden Robinson
#33 | RHP | Fr.
Crofton, Md.




Bryant Yoak
#34 | RHP | So.
Big Bend, W.Va.



Chansen Cole
#35 | RHP | So.
Boiling Springs, S.C.



Hudson Cavallo
#36 | RHP | Fr.
Hopewell Junction, N.Y.



Ben Goodacre
#37 | RHP | Fr.
Ancaster, Ontario, Canada



Creed Erdos
#38 | C | So.
Cranberry Township, Pa.



Carson Estridge
#40 | RHP | Sr.
Haymarket, Va.



David Perez
#45 | RHP | Fr.
Philadelphia, Pa.




Mac Stiffler
#46 | RHP | So.
Hagerstown, Md.



JT Huether
#48 | RHP | Fr.
Fort Myers, Fla.



Colton Sims
#51 | INF | Fr.
Leawood, Kan.



Weston Smith
#52 | RHP | Fr.
Hurricane, W.Va.



Ben McDougal
#55 | LHP | Sr.
Bridgeport, W.Va.



Steve Sabins
Head Coach
2nd Season (11th Overall)



Jacob Garcia
Assistant Coach
7th Season



Jimmy Roesinger
Assistant Coach
3rd Season



Justin Oney
Assistant Coach
4th Season



Steven Rosier
Athletic Trainer
4th Season