



MOUNTAINEER BASKETBALL

PO BOX 877

MORGANTOWN, WV 26507-0877

WVUSPORTS.COM

304.293.2821 PHONE

2025-26 Schedule/Results

Date	Opponent	Television	Time/Results
N4	Mount St. Mary's	ESPN+	W/70-54
N6	Campbell	ESPN+	W/73-65
N9	Lehigh	ESPN+	W/69-47
N13	Pitt	FS1	W/71-49
N17	Lafayette	ESPN+	W/81-59
N21	vs. Clemson #	ESPN2	L/70-67
N23	vs. Xavier #	ESPN	L/78-68
N30	Mercyhurst	ESPN+	W/70-38
D3	Coppin State	ESPN+	W/91-49
D6	vs. Wake Forest +	ESPN2	L/75-66
D9	Little Rock	ESPN+	W/90-58
D13	vs. Ohio State ^	ESPNU	L/89-88 2OT
D22	Mississippi Valley State	ESPN+	W/86-51
J2	at No. 3 Iowa State *	ESPN2	L/80-59
J6	Cincinnati *	ESPN2	W/62-60
J10	No. 22 Kansas *	FOX	W/86-75
J13	at No. 7 Houston *	FS1	L/77-48
J17	Colorado *	CBSSN	W/72-61
J21	at Arizona State *	Peacock	W/75-63
J24	at No. 1 Arizona *	CBS	L/88-53
J27	Kansas State *	FS1	W/59-54
J31	Baylor *	ESPN2	L/63-53
F5	at Cincinnati *	ESPN2	W/59-54
F8	No. 13 Texas Tech *	FOX	L/70-63
F14	at UCF *	FS1	W/74-67
F18	Utah *	FS1	8:30 p.m.
F21	at TCU *	Peacock/NBCSN	5:00 p.m.
F24	at Oklahoma State *	CBSSN	7:00 p.m.
F28	BYU *	FOX	5:30 p.m.
M3	at Kansas State *	ESPN+	8:00 p.m.
M6	UCF *	CBSSN	8:00 p.m.
M10-14	Big 12 Tournament @	ESPN2/U/+	TBD

Shriners Children's Charleston Classic, Charleston, S.C.

+ Holiday Hoopfest, Charleston, W.Va.

^ Cleveland Hoops Showdown, Cleveland, Ohio

* Big 12 Conference Game

@ Big 12 Tournament, Kansas City, Mo.

- All times Eastern and subject to change



Utah
Utes (9-16, 1-11)

Game 26 - Utah

DATE: Wednesday, Feb. 18, 2026

LOCATION: Hope Coliseum (14,000) in Morgantown, W.Va.

TIPOFF: 8:30 p.m. ET

SERIES: Utah leads 6-2

LAST MEETING: WVU 71, Utah 69 (March 4, 2025 in Salt Lake City)

TV: FS1 (Noah Reed and Laphonso Ellis)

RADIO: MSN (Tony Caridi and Brad Howe) Sirius/XM 389



West Virginia
Mountaineers (16-9, 7-5)

West Virginia Returns Home to Face Utah

- For the second road game in a row, WVU had its second-biggest comeback in a Big 12 road game in its Big 12 history. WVU was down 14 points with 13:13 remaining in the second half at UCF. Against Cincinnati on Feb. 5, WVU was down 14 points with 16:11 remaining in the second half. WVU's largest comeback in Big 12 play was in 2021 when the Mountaineers trailed by 18 points at Oklahoma State before coming back to win.
- WVU is 292-111 in its last 403 games vs. unranked teams, including winners of 169 of its last 205 at home.
- WVU is 635-193 (.769) all-time at Hope Coliseum and 276-79 at Hope Coliseum in the last 22 seasons.
- The Mountaineers have won 122 of their last 187 conference games at Hope Coliseum.
- Honor Huff is 16th in the country with 84 3-point field goals made. Last year, he led the country with 131 3-point field goals made.
- Honor Huff has jumped from 105 to 56 over the last month on the NCAA all-time career 3-point field goal list with 376. Huff needs five more to crack the top 50 all-time.
- As of Feb. 15, Huff is fourth in 3-point field goals made among active players: Chase Johnston, High Point (401), Nijel Pack, Oklahoma (393), Kaden Matheny, Liberty (381) and Honor Huff (376) rank as the top four.
- Huff had eight 3-point field goals in two games this season, becoming the first Mountaineer to hit eight or more 3-point field goals in multiple games.
- Huff is eighth in the NCAA in career points among active players with 1,862 points.
- Seven different Mountaineers have led the team in scoring and five different WVU players have scored 20 or more points this season.
- WVU is eighth in the country in scoring defense at 63.8 ppg.
- In the latest Big 12 statistics, WVU ranks second in fewest fouls per game at 15.0 per contest and second in scoring defense behind Houston at 63.8 points per contest.
- West Virginia returned zero percent of its scoring and minutes played from the 2024-25 season.
- West Virginia lost 100% of its scoring from last season. The Mountaineers are one of five Power 5 teams to not bring back any scoring, joining UCF, Baylor, Miami and Indiana.
- WVU is 118-129 in Big 12 regular season games since joining the league in 2012-13.
- Ross Hodge, who has won more than 80% of his games as a head coach and is considered one of the nation's top defensive masterminds, was named the 24th head men's basketball coach at West Virginia University, Vice President and Director of Athletics Wren Baker announced on March 26, 2025.
- Hodge spent the last eight seasons at North Texas, including the final two as head coach, posting a 46-24 record.
- In 2024-25, Hodge's North Texas team won 27 games and advanced to the semifinals of the NIT in Indianapolis.
- Hodge has compiled a record of 208-57 (.785) in eight seasons as a head coach.
- Hodge's record as a Division I head coach in three seasons is 62-33 (.653).
- Hodge's 46 wins were the most by a UNT head coach in his first two seasons.
- In 2024-25, UNT ranked third in the country in scoring defense (59.9 ppg), 1.5 points behind first place Houston.
- Ross Hodge recorded his first win over a ranked team when WVU downed No. 22 Kansas on Jan. 10, 86-75.
- Dating back to last season, Ross Hodge has held opponents to 70 or less points in 39 of the last 48 contests.
- Ross Hodge is 50-12 as a Division I head coach when leading at halftime.
- Ross Hodge is 41-7 in home games as a Division I head coach.
- Ross Hodge is 56-19 when scoring 60 or more points, 40-5 when scoring 70 or more points and 15-1 when scoring 80 or more points as a Division I head coach.
- Ross Hodge is 34-3 when holding opponents to less than 60 points as a Division I head coach.
- Ross Hodge is 32-2 when holding opponents to under 40% shooting as a Division I head coach.
- The Mountaineers have nine Division I transfers on their roster: Brenen Lorient (North Texas & Florida Atlantic), Jasper Floyd (North Texas & Fairfield), Honor Huff (Chattanooga & VMI), Chance Moore (St. Bonaventure & Missouri State), Jackson Fields (Troy), Niyol Hauet (Weber State), Morris Ugusuk (South Carolina), Treysen Eaglestaff (North Dakota) and Harlan Obioha (UNC Wilmington and Niagara).
- The Mountaineers have won 175 of their last 198 games when holding opponents to 69 points or less.
- WVU has won 186 of its last 212 and 242 of its last 275 games when holding opponents to less than 69 points.
- West Virginia was predicted 11th in the Preseason Big 12 Poll by the league's head coaches.
- West Virginia has made at least one 3-point field goal in 921 consecutive games.
- West Virginia is 19-17 all-time in games played on February 18.

WVU Athletics Communications

Associate Athletics Director..... Bryan Messerly
Email bryan.messerly@mail.wvu.edu
Office Phone 304-293-2821
Social Media @wvuhoops
Web WVUsports.com

WVU Quick Facts

Location..... Morgantown, W.Va.
Enrollment..... 26,000+
Founded 1867
President..... Michael T. Benson
Vice President/Director of Athletics..... Wren Baker
Nickname..... Mountaineers
School Colors..... Old Gold and Blue
Basketball Began..... 1903-04
Facility Hope Coliseum (14,000), opened in 1970





WHAT THEY ARE SAYING ABOUT

Ross Hodge

"Ross Hodge is the ultimate winner. He's an elite basketball coach and knows how to help his teams be the best they can be on the court. The separator is his love for people and genuine relationships off the court that give him the trust required to hold his teams to a championship level. He'll win big at West Virginia, but what I respect most is he's an awesome husband, father and friend." **Grant McCasland, Head Men's Basketball Coach – Texas Tech**

"West Virginia made a very good hire in Ross Hodge. He is a very capable basketball coach, quietly super competitive and smart. He has already been around coaches who have been successful in the Big 12, and I expect him to do the same in Morgantown." **Fran Fraschilla, ESPN College Basketball Analyst**

"Ross is definitely one of my favorite coaches in the country. He is the next big-time coach to take West Virginia back to the glory days of winning and NCAA Tournaments. He is arguably one of the best in the country defensively. His teams will always be a hard out. They are relentless in their efforts for 40 minutes. It's one of the hardest teams that I have ever had to coach against because they are so tough." **Penny Hardaway, Head Men's Basketball Coach – Memphis**

"Ross is a tremendous coach and leader of young men. He will do a terrific job at West Virginia. He is a home run hire and the Big 12 just got better." **Scott Drew, Head Men's Basketball Coach - Baylor**

"West Virginia is hiring one of the best young coaches in the country. Ross possesses the grittiness, emotional intelligence and humility to be successful at any level of basketball. He has won at every stop, and I can't imagine that changing in Morgantown. I couldn't be more excited for Ross and his family." **Dusty May, Head Men's Basketball Coach - Michigan**

ROSS HODGE

// COACHING FILE

Coaching History

Texas A&M-Commerce
Assistant Coach
2003-05

Paris Junior College
Assistant Coach
2005-06

Paris Junior College
Head Coach
2006-09

Midland
Head Coach
2009-11

Southern Mississippi
Assistant Coach
2011-12

Colorado State
Assistant Coach
2012-16

Arkansas State
Associate Head Coach
2016-17

North Texas

Associate Head Coach
2017-23

North Texas

Head Coach
2023-25

West Virginia

Head Coach
2025-present

Playing Career

Paris Junior College
1999-2001

Texas A&M Commerce
2001-03

Education

Texas A&M-Commerce, '03

Family

Wife (Shelly)

Children (Emery and Reed)

Personal

Birthday is July 15

Native of Dallas, Texas

HODGE

YEAR-BY-YEAR

Season	Team	Overall	Conference	Finish
2006-07	Paris JC	26-4		
2007-08	Paris JC	30-7	NJCAA Division I	Elite Eight
2008-09	Paris JC	27-6		
2009-10	Midland	30-3	Region V	Tournament Runner-up
2010-11	Midland	33-4	WJCAC	Conference Champions
			Region V Tournament Champions	NJCAA Runner-up
2023-24	North Texas	19-15	10-8	7th NIT Second Round
2024-25	North Texas	27-9	14-4	2nd NIT Semifinals
2025-26	WVU	16-9	7-5	
Total		208-57 (.785)	31-17 (.646)	

Probable Mountaineer Starters

No.	Name	Pos.	Ht.	Wt.	Cl.	Statistics	Notes
1	Jasper Floyd	G	6-3	195	Sr.	7.2 ppg, 3.8 rpg	Fourth in the Big 12 in steals with 47
3	Honor Huff	G	5-10	165	Sr.	15.6 ppg, 2.2 rpg	Third in Big 12 in 3's made with 84
52	Treysen Eaglestaff	G	6-6	205	Sr.	9.9 ppg, 4.7 rpg	Second on the team with 44 3-point field goals
0	Brenen Lorient	F	6-9	215	Sr.	11.3 ppg, 5.1 rpg	Team highs in points in two of last four games
55	Harlan Obioha	C	7-0	265	Sr.	5.7 ppg, 5.2 rpg	Double-double with 11-10 vs. Kansas

Mountaineers Off The Bench

No.	Name	Pos.	Ht.	Wt.	Cl.	Statistics	Notes
13	Chance Moore	G	6-6	210	5th	9.7 ppg, 4.9 rpg	Had 17 points vs. Iowa State in Big 12 opener
5	DJ Thomas	F	6-9	225	Fr.	6.3 ppg, 2.2 rpg	Had 16 points at Houston on 4-of-5 from 3
15	Jackson Fields	F	6-8	225	Sr.	4.3 ppg, 3.4 rpg	Missed first seven games due to injury
2	Amir Jenkins	G	6-2	180	Fr.	4.1 ppg, 2.3 rpg	Has 56 assists to 18 turnovers
23	Morris Ugusuk	G	6-4	180	Jr.	1.6 ppg, 1.7 rpg	Transfer from South Carolina
4	Jayden Forsythe	G	6-5	195	Fr.	1.2 ppg, 0.4 rpg	Attended Westtown School (Pa.)
21	Niyol Hauet	G	6-4	180	r-Fr.	0.0 ppg, 0.2 rpg	Transfer from Weber State
8	Abraham Oyeadier	C	6-9	225	r-Fr.	0.0 ppg, 2.0 rpg	Out indefinitely with a knee injury
7	Evans Barning Jr.	F	6-7	200	Fr.	0.0 ppg, 0.0 rpg	Attended Archbishop Carroll High School (D.C.)
20	MJ Feenane	G	6-6	190	Fr.	0.0 ppg, 0.0 rpg	Attended Columbus High School in Miami

Probable Utah Starters

No.	Name	Pos.	Ht.	Wt.	Cl.	Statistics
0	Seydou Traore	F	6-6	220	Jr.	9.3 ppg, 3.5 rpg
8	Keanu Dawes	F	6-9	225	Jr.	12.8 ppg, 9.3 rpg
32	James Okonkwo	F	6-8	245	5th	2.5 ppg, 5.7 rpg
2	Terrence Brown	G	6-3	175	Jr.	20.4 ppg, 2.2 rpg
3	Don McHenry	G	6-2	170	5th	17.4 ppg, 3.2 rpg

Head Coach: Alex Jensen (9-16, 1st Season)

Scouting Utah

- Utah is 9-16 overall and 1-11 in the Big 12 following a 69-65 loss at Cincinnati on Sunday.
- The Utes are 0-8 on the road this season, including an 0-6 mark in Big 12 road contests.

Series Record

- Utah and West Virginia will meet for the ninth time in school history with the Utes leading 6-2.
- Last year, WVU won both meetings -- 72-61 in Morgantown and 71-69 in Salt Lake City.
- Prior to last season, the two teams met on March 19, 1998, in the NCAA Sweet 16 in Anaheim, California. Utah won 65-62.
- Both schools met in the 1976 Kentucky Invitational Tournament, the 1974 Utah Classic, the 1961 Los Angeles Classic, the 1956 Dixie Classic in Raleigh and the 1947 NIT at Madison Square Garden.
- West Virginia is 1-0 against Utah in Morgantown, 1-1 in Salt Lake City and 0-5 on neutral courts.

WVU Basketball Tradition

- This is the 117th season and 123rd year overall for West Virginia basketball, which began in 1903.
- The Mountaineers own a 1,890-1,197 all-time record in intercollegiate basketball competition, ranking the Mountaineers 20th in wins among all Division I schools.
- WVU has earned 31 NCAA berths, 16 NIT trips and one CBI bid since 1941, and has finished in the Top 25 24 times, including an amazing nine straight years from 1955-63.
- In 1958, the Mountaineers finished the regular season ranked No. 1 in both polls and in 1959, West Virginia, led by All-America guard Jerry West, lost in the NCAA finals to California.
- West Virginia has had 13 first team All-Americans, headlined by West, who went on to become one of basketball's all-time greats with the NBA's Los Angeles Lakers.
- Since 2010, Derek Culver was named to the Lute Olson All-America team in 2021, Jevon Carter was named to the John Wooden, Lute Olson and Senior CLASS All-America teams in 2018, Juwan Staten was named to the Lute Olson All-America team in 2015, Da'Sean Butler earned All-America first team honors in 2010 by John Wooden & Basketball Times and Kevin Jones earned All-America honors in 2012 by John Wooden.
- Besides West, some of basketball's biggest names have been affiliated with the Old Gold & Blue, including former Lakers coach and general manager Fred Schaus, former NBA President of Basketball Operations and Naismith Hall of Famer Rod Thorn, former Utah Jazz broadcaster and Curt Gowdy Media Award winner "Hot Rod" Hundley and most recently Naismith Hall of Famer Bob Huggins. Head coach Joe Mazzulla led the Boston Celtics to the 2024 NBA World Championship, Mike Gansey serves as General Manager of the Cleveland Cavaliers and Jonnie West is the Senior Director of Pro Personnel for the Golden State Warriors.
- West Virginia has played in four different home venues: the ROTC Armory (1903-15), The Ark (1916-27), WVU Field House (1928-69) and Hope Coliseum (1970-present). When the Coliseum was closed due to asbestos removal during the 1999-2000 season, WVU played home games in Charleston, Wheeling and Fairmont.

When West Virginia ...

Plays a home game: 13-2
Plays a road game: 3-3
Plays a game at a neutral site: 0-4
Plays a Big 12 game: 7-5
Plays a nonconference game: 9-4

Plays on Sunday: 2-2
Plays on Monday: 2-0
Plays on Tuesday: 4-1
Plays on Wednesday: 2-0
Plays on Thursday: 3-0
Plays on Friday: 0-2
Plays on Saturday: 3-4

Wears white uniforms: 10-0
Wears blue uniforms: 1-3
Wears gold uniforms: 3-1
Wears gray uniforms: 0-2
Wears black uniforms: 0-1
Wears throwback uniforms: 2-2

Wins the tipoff: 9-5
Is ahead at halftime: 12-2
Is behind at halftime: 4-6
Is tied at halftime: 0-1
Plays an overtime game: 0-1
Leads by 10 or more points: 14-2
Trails by 10 or more points: 3-7
Leads entering the final minute: 16-1
Is behind entering the final minute: 0-8
Is tied entering the final minute: 0-0

Shoots 50% or better from the field: 5-0
Shoots less than 50% from the field: 11-9
Allows the opponent to shoot 50% or better: 0-3
Holds the opponent to less than 50%: 16-6
Outshoots the opponent: 16-0

Outrebounds the opponent: 12-3
Is outrebounded by the opponent: 4-5
Has the same number of rebounds as the opponent: 0-1
Outscores the opponent in bench scoring: 10-5
Is outscored by the opponent's bench: 5-2
Scores the same as the opponent's bench: 1-2

Shoots more free throws than the opponent: 14-4
Shoots fewer free throws than the opponent: 2-4
Shoots the same number of free throws as the opponent: 0-1
Commits more fouls than the opponent: 2-4
Commits fewer fouls than the opponent: 13-5
Commits the same number of fouls as the opponent: 1-0
Has more turnovers than the opponent: 4-6
Has fewer turnovers than the opponent: 10-3
Has the same number of turnovers as the opponent: 2-0

Scores less than 60 points: 2-4
Scores 60-69 points: 2-4
Scores 70-79 points: 7-0
Scores 80 or more points: 5-1
Allows the opponent less than 60 points: 10-0
Allows the opponent 60-69 points: 5-1
Allows the opponent 70-79 points: 1-5
Allows the opponent more than 80 points: 0-3

West Virginia In Its 16 Wins/9 Losses

WVU's field goal percentage: 47.1/39.7
WVU's free throw percentage: 67.1/69.8
WVU's 3-point field goal percentage: 36.5/29.4
WVU's free throw attempts/game: 21.4/17.7
WVU's offensive rebounds/game: 10.6/10.0
WVU's rebounds/game: 36.8/32.4
WVU's rebound margin/game: +6.1/-2.4
WVU's assists/game: 13.6/11.1
WVU's turnovers/game: 10.3/12.7
WVU's points/game: 74.2/62.8
Opponent's field goal percentage: 37.7/47.6
Opponent's points/game: 56.5/76.7
Opponent's turnovers/game: 12.3/10.3
Opponent's free throw attempts/game: 13.9/16.0

Wins are first, followed by losses

Ross Hodge

- Ross Hodge, who has won nearly 80% of his games as a head coach and is considered one of the nation's top defensive masterminds, was named the 24th head men's basketball coach at West Virginia University, Vice President and Director of Athletics Wren Baker announced on March 26, 2025.
- Hodge spent the last eight seasons at North Texas, including the last two as head coach, posting a 46-24 (.657) record.
- In 2024-25, Hodge's North Texas team won 27 games and advanced to the semifinals of the NIT in Indianapolis.
- Hodge has compiled a record of 208-57 (.785) in eight seasons as a head coach, including 62-33 (.653) in Division I.
- In 2024-25, Hodge has led a revamped North Texas team to an eight-win overall improvement and second-place finish in the American Athletic Conference, five spots higher than its preseason projection.
- UNT's 27 wins were the second-most single season wins in school history and the 14 league victories were tied for the third-most league wins in school history and most in its AAC tenure.
- Hodge's 46 wins were the most by a UNT head coach in his first two seasons.
- In 2024-25, North Texas ranked third in the country in scoring defense at 59.9 points per game, 1.5 points behind first place Houston.
- That season, UNT had the AAC's second-most efficient offense and second-most efficient defense. On offense, UNT averaged 1.13 points per possession against AAC opponents and on defense held AAC opponents to 1.01 points per possession.
- In 2023-24, in UNT's first season in the American, Hodge led North Texas to a 19-win season and the second round of the NIT.
- Hodge was named a finalist for the 2024 Joe B. Hall National Coach of the Year Award, which is given to the nation's top rookie head coach. He was the only rookie head coach to lead his respective team to either the NCAA Tournament or NIT.
- North Texas was without two starters due to injuries for half of its league games and finished with 10 conference wins, the most by a first-year UNT head coach.
- Also, North Texas' scoring defense held opponents to 63.8 points per game, which was the 12th-best in the nation and best in the AAC. North Texas made 284 3-point field goals and shot 37.7% from 3. It was tied for the second-most single season 3-point field goals in program history and the 3-point field goal percentage was 14th best in the nation.
- Hodge was the architect of North Texas' defense. The Mean Green have featured one of the nation's top defenses over the last five seasons. Since 2020, North Texas is giving up an average of just 59.2 points per game. Only Houston is allowing fewer points per game over the last five seasons combined (58.0). In 2021-22 and 2022-23, UNT had the nation's No. 1 scoring defense, limiting opponents to 55.7 and 55.8 points per game, respectively, and is Conference USA's top single-season scoring defenses in league history.
- In his six seasons at UNT prior to being named head coach, Hodge served as the associate head coach under current Texas Tech head coach Grant McCasland. Hodge helped lead the Mean Green to a 135-65 overall record and 71-35 record in conference games. North Texas won the 2020 Conference USA regular season championship, 2021 Conference USA Tournament championship and 2022 Conference USA regular season title. In 2021, UNT earned an automatic bid into the NCAA Tournament, where they received a program-best No. 13 seeding. In the first round the Mean Green upset Purdue, 78-69, for the program's first-ever NCAA win. In 2023, Hodge helped lead North Texas to the 2023 NIT championship, the program's first NIT title. In his first season at North Texas in 2017-18, Hodge helped guide UNT to the 2018 CBI championship.
- UNT was just one of six schools in the country to have won a national postseason game in each of the last five years, joining Baylor, Creighton, Gonzaga, Houston and Oregon.
- In 2022-23, North Texas won a single-season program record 31 overall games. It was the second straight season UNT set the program record for single season wins. Additionally, UNT won 16 league games in 2022 and 2023, which is a program record.
- Prior to his arrival at North Texas, Hodge served as the associate head coach under McCasland at Arkansas State for the 2016-17 season. The Red Wolves made a 10-win improvement that season, which was the second-best turn around in Division I basketball that year.
- Prior to Arkansas State, Hodge spent four seasons with Larry Eustachy at Colorado State. Hodge served as the lead recruiter there and helped the Rams to an 87-48 record over his four-year stint. During his time there, the Rams advanced to postseason play twice, including the NCAA Tournament in 2013, where they reached the NCAA Second Round after defeating Missouri, 84-72. CSU lost to eventual national champion Louisville.
- Hodge joined the Division I coaching ranks when he was hired by Eustachy as an assistant coach at Southern Miss prior to the 2011-12 season. The Golden Eagles posted a 25-9 record and finished second in Conference USA with an 11-5 mark. Southern Miss received an at-large berth in the NCAA Tournament as an eight seed.
- From 2006-11, Hodge was one of the nation's top junior college head coaches, compiling a 146-24 (.858) overall record with stops at Paris Junior College and Midland College.
- Hodge guided Midland to a 63-7 (.900) overall record in his two seasons (2009-11) after taking over the Midland head coaching job after McCasland left to be the head coach at Midwestern State. Hodge saw his 2010-11 team post a 33-4 record, winning the Western Junior College Athletics Conference title, the Region V Tournament championship and advancing to the NJCAA Championship game. In 2009, Hodge led Midland to its best start in program history (26-0) and an appearance in the Region V Tournament title game.
- Between 2003 and 2005, Hodge served as the assistant men's basketball coach at Texas A&M University-Commerce, where he helped the Lions to the 2004-05 Lone Star Conference Championship, and a spot in the NCAA Division II Sweet 16.
- Hodge was a two-year starter at Paris Junior College, where he won the Bobby Walters Leadership Award in 2001.
- He finished his playing career at Texas A&M-Commerce, where he was honored with the Terry Allen Award for leadership and positive representation on and off the court in 2003.
- Hodge is a native of Dallas. He and his wife, Shelly, have two children, Emery and Reed.

WVU's 1,000 Point Scorers

Player	Years	Points
Jerry West	1958-60	2,309
Rod Hundley	1955-57	2,180
Da'Sean Butler	2007-10	2,095
Wil Robinson	1970-72	1,850
Kevin Jones	2009-12	1,822
Greg Jones	1980-83	1,797
Rod Thorn	1961-63	1,785
Jevon Carter	2015-18	1,758
Kevin Pittsnogle	2003-06	1,708
Lowes Moore	1976-80	1,696
Ron Williams	1966-68	1,687
Chris Brooks	1988-91	1,661
Pervires Greene	1991-94	1,655
Damian Owens	1995-98	1,616
Darryl Bryant	2009-12	1,590
Warren Baker	1973-76	1,556
Mark Workman	1950-52	1,553
Lester Rowe	1982-85	1,524
Dale Blaney	1982-86	1,520
Darryl Prue	1986-89	1,426
Alex Ruoff	2006-09	1,420
Ricky Robinson	1991-94	1,373
Russel Todd	1980-83	1,350
Tracy Shelton	1989-93	1,316
Daxter Miles Jr.	2015-18	1,311
Maurice Robinson	1975-78	1,307
Steve Berger	1987-90	1,262
Juwan Staten	2013-15	1,260
Chris Leonard	1989-92	1,235
Marcus Goree	1997-00	1,183
Marsalis Basey	1991-94	1,168
Seldon Jefferson	1995-97	1,168
Chris Moss	1999-02	1,167
Jim McCormick	1961-63	1,156
Mike Boyd	1991-94	1,136
Devin Williams	2014-16	1,134
Eddie Becker	1952-54	1,127
Bob Smith	1957-59	1,127
Bob Hummell	1968-70	1,117
Herbie Brooks	1986-89	1,105
Tom Lowry	1962-64	1,104
Lloyd Sharrar	1956-58	1,101
Tyrone Sally	2002-05	1,092
Taz Sherman	2020-22	1,089
Lionel Armstead	1999-02	1,083
Dave Reaser	1966-68	1,071
Johannes Herber	2003-06	1,069
Drew Schifino	2002-04	1,048
Esa Ahmad	2016-19	1,039
Derek Culver	2019-21	1,036
Lee Patrone	1959-61	1,028
Tony Robertson	1976-77	1,026
Fred Schaus	1947-49	1,009
Patrick Beilein	2003-06	1,001
Leland Byrd	1944-48	1,000

Tale of the Tape

	WVU	Utah		
GAMES PLAYED	25	25		
SCORING	1753	1909		
points per game	70.1	76.4		
scoring margin	+6.4	-3.2		
FIELD GOALS-ATT	607-1366	676-1491		
field goal pct	.444	.453		
3 POINT FG-ATT	198-584	202-572		
3-point FG pct	.339	.353		
3-point FG made per game	7.9	8.1		
FIELD GOALS-ATT (OPPONENT)	567-1370	735-1559		
field goal pct	.414	.471		
3 POINT FG-ATT (OPPONENT)	190-539	178-524		
3-point FG pct	.351	.340		
3-point FG made per game	7.6	7.1		
FREE THROWS-ATT	341-502	355-488		
free throw pct	.679	.727		
REBOUNDS	880	864		
rebounds per game	35.2	34.6		
rebounding margin	+3.0	-1.8		
ASSISTS	318	344		
assists per game	12.7	13.8		
TURNOVERS	278	283		
turnovers per game	11.1	11.3		
turnover margin	+0.5	-1.6		
assist/turnover ratio	1.1	1.2		
STEALS	157	145		
steals per game	6.3	5.8		
BLOCKS	66	84		
blocks per game	2.6	3.4		
STREAK	W1	L7		
SCORE BY PERIODS	1st	2nd	OT	Total
West Virginia	822	911	20	1753
Utah	956	945	8	1909

Double-Figure Scoring Games/2025-26

Honor Huff	19
Brenen Lorient	14
Treysen Eaglestaff	11
Chance Moore	11
DJ Thomas	7
Jasper Floyd	7
Harlan Obioha	6
Amir Jenkins	2

Career Double-Figure Scoring Games at WVU

Honor Huff	19
Brenen Lorient	14
Treysen Eaglestaff	11
Chance Moore	11
DJ Thomas	7
Jasper Floyd	7
Harlan Obioha	6
Amir Jenkins	2

20-Point Games/2025-26

Honor Huff	7
Treysen Eaglestaff	4
Brenen Lorient	2
Jasper Floyd	1
DJ Thomas	1

Career 20-Point Games at WVU

Honor Huff	7
Treysen Eaglestaff	4
Brenen Lorient	2
Jasper Floyd	1
DJ Thomas	1

Double-Figure Rebounding Games/2025-26

Harlan Obioha	2
Brenen Lorient	1

Career Double-Figure Rebounding Games at WVU

Harlan Obioha	2
Brenen Lorient	1

Double-Figure Assist Games/2025-26

None	
------	--

Career Double-Figure Assist Games at WVU

None	
------	--

Double-Doubles/2025-26

Harlan Obioha	2
Brenen Lorient	1

Career Double-Doubles at WVU

Harlan Obioha	2
Brenen Lorient	1

Pronunciation Guide

Names

Amir	Uh-MEER
Niyol Hauet	NIGH-ole HOW-et
Obioha	Oh-bee-OH-hah
Oyeadier	OH-yuh-deer
Treysen	TRAY-sen
Ugusuk	OOH-guh-sook

Speciality Stats (per game)

	WVU	Opponent
Points off Turnovers	13.3	13.1
Second Chance Points	11.7	9.0
Points in the Paint	29.1	26.2
Fast Break Points	7.5	8.4
Bench Points	20.2	14.4

NCAA Active Career Points Leaders (as of Feb. 15)

Name	Points	School
1. Graham Ike	2,414	Gonzaga
2. Tucker DeVries	2,345	Indiana
3. Nijel Pack	2,144	Oklahoma
4. Jaron Pierre	2,025	SMU
5. PJ Haggerty	2,016	Kansas State
6. Bruce Thornton	1,978	Ohio State
7. Lamar Wilkerson	1,872	Indiana
8. Honor Huff	1,862	West Virginia
9. Jacob Ognacevic	1,853	Washington
10. Robbie Avila	1,852	Saint Louis

Player Assists

- Evans Barning Jr.:** Attended Archbishop Carroll High in Washington, D.C. this past season ... averaged 10.4 points and 6.3 rebounds per game ... plans to redshirt this season.
- Treysen Eaglestaff:** Came to West Virginia from North Dakota, where he played the last three seasons ... last season, he set a Summit League tournament record with 51 points in North Dakota's victory over South Dakota State ... the 51 points scored were the most by a college basketball player since Houston Baptist's Darius Lee scored 52 points in four overtimes against McNeese State on March 5, 2022 ... was the only Division I player this past season with multiple games of 40 points or more.
- MJ Feenane:** Attended Columbus High School in Miami ... plans to redshirt this season.
- Jackson Fields:** Came to West Virginia from Troy, where he played the last three seasons ... this past season, he started 33 of 34 games, averaging 7.9 points and 4.8 rebounds per game ... had a career-high 21 points, including five 3-point field goals, against James Madison and a season-high 10 rebounds against South Alabama ... helped lead Troy to the Sun Belt championship and an NCAA Tournament appearance ... missed the first seven games this season due to a left hand injury.
- Jasper Floyd:** Attended North Texas last season ... last year at North Texas, he started all 36 games, averaging 9.0 points, 4.0 assists, 3.0 rebounds and 1.3 steals per game with a 2.0 assist to turnover ratio ... had team leads of 141 assists and 48 steals, while leading UNT in assists in 29 of the 36 games ... scored the winning jump shot versus Arkansas State in the second round of the NIT ... previously attended Fairfield ... matched his career best with 25 points in WVU debut vs. Mount St. Mary's.
- Jayden Forsythe:** Previously attended Westtown School in West Chester, Pennsylvania ... at Westtown School, he averaged 12.1 points, 5.1 rebounds and 1.3 steals per game ... shot 38.1% from 3-point range ... listed a Top 100 recruit by numerous scouting services.
- Niyol Hauet:** Redshirted last season at Weber State ... attended Ogden High School in Utah ... averaged 12.7 points, 3.5 rebounds and 2.2 assists per game ... played in his first collegiate game against Lehigh on Nov. 9, 2025.
- Honor Huff:** Came to West Virginia from Chattanooga, where he played the last two seasons ... this past season at Chattanooga, Huff led the country with 131 3-point field goals made while shooting 41.6% from 3, earning All-Southern Conference First Team honors ... led Chattanooga to the NIT title, averaging 15.2 points per game in 36.5 minutes per game ... matched his career high with 31 points against VMI, including shooting 9-of-10 from 3-point range ... became first WVU player to hit eight or more 3-point field goals in multiple games ... named Big 12 Newcomer of the Week on Jan. 12 and to the Big 12 Starting Five on Dec. 15 and Jan. 12.
- Amir Jenkins:** Listed as a Top 75 recruit in the class of 2026 and Top 100 recruit in the class of 2025 by numerous scouting services ... won back-to-back Massachusetts Division I state championships at Worcester North High School as a sophomore and junior before transferring into Worcester Academy.
- Brenen Lorient:** Came to West Virginia from North Texas, where he played last season ... last year at North Texas, he was named American Athletic Conference First Team All-Conference and AAC Sixth Man of the Year ... played in all 36 games and came off the bench in all 36 games, averaging 11.7 points, 4.9 rebounds, 1.3 assists and 1.1 blocks per game ... among all AAC players, he made the largest increase in points per game from the previous season ... his 421 total points off the bench were the second most in the nation among all reserves and only one point behind the leader ... his 178 total rebounds off the bench were the fourth most in the nation and 39 total blocks off the bench were the sixth most in the nation ... double-double in his first WVU game with 11 points and 13 rebounds vs. Mount St. Mary's ... scored a career-high 26 points against Lehigh on Nov. 9, 2025.
- Chance Moore:** Came to West Virginia from St. Bonaventure, where he played last season ... last season at St. Bonaventure, he averaged 13.0 points, 6.5 rebounds and 1.3 steals while starting 31 of 32 games played ... scored in double figures in 21 games while ranking 10th among all Atlantic 10 players in rebounding ... had season highs of 27 points at Canisius and 12 rebounds against VCU ... had 23 points in games against Siena and Saint Louis while recording 21 points against VCU ... played two seasons at Missouri State in 2022-23 and 2023-24.
- Harlan Obioha:** Came to West Virginia from UNC Wilmington, where he played this past season for the Seahawks ... last year at UNCW, he produced 17 double-digit scoring efforts and had five games with at least 10 rebounds ... moved into the starting lineup in conference play and averaged 10.3 points and 6.6 rebounds per game while shooting 64.8% from the field ... scored a career-high 23 points to go with 10 rebounds at William & Mary, which started a six-game win streak and led UNCW to the CAA title ... recorded five double-doubles and posted seven points and nine rebounds against Texas Tech in the NCAA Tournament ... started his career at Niagara.
- Abraham Oyeadier:** Originally from Ghana ... graduated from Academy of Sports Science in California ... redshirted last season ... played in his first collegiate game against Lehigh on Nov. 9, 2025.
- DJ Thomas:** Attended Allen High School in Allen, Texas ... averaged 10.9 points, 4.4 rebounds and 2.1 assists as a senior at Allen High, earning UIL 6A All-Region honors while helping his team to the Class 6A Division I semifinals ... led Allen to The Throne National Championship game, scoring 25 points in the finals and being named to The Throne All-Tournament Team ... scored a season-high 25 points vs. Lafayette, the most points by a WVU freshman since 2019.
- Morris Ugusuk:** Came to West Virginia from South Carolina, where he played the last two seasons ... this past season as a sophomore, he started six of 32 games played, averaging 5.9 points and 1.4 rebounds per game ... shot 38.4% from the field, 40.7% from 3-point range and 76.9% from the free throw line ... had a career-high 20 points against Vanderbilt, six rebounds against Florida and made four 3-point field goals in games against Texas A&M, at Virginia Tech, at Indiana and at Oklahoma ... had 18 points at Indiana, 15 points at Oklahoma, 12 points in games at Virginia Tech and vs. Texas A&M and 10 points vs. Texas.

Against Ranked Teams

- The Texas Tech game marked the 382nd time in school history WVU played a team in the AP Top 25.
- This season, WVU is 1-4 against ranked teams with a win over No. 22 Kansas and losses at No. 1 Arizona, No. 3 Iowa State, at No. 7 Houston and against No. 13 Texas Tech.
- In 2024-25, the Mountaineers were 4-4 against ranked teams with wins over No. 2 Iowa State, No. 3 Gonzaga, at No. 7 Kansas and No. 24 Arizona, with losses at No. 10 Houston, home vs. No. 6 Houston, at No. 9 Texas Tech and at No. 25 BYU.
- WVU owns 122 wins against AP-ranked teams.
- Since 1995, the Mountaineers have played 268 nationally ranked teams. WVU has played 382 total games against nationally ranked competition. That means more than 69 percent of the games against the best teams in the country have come during the last 32 seasons.
- WVU has played 219 ranked teams since the start of the 2004-05 season, winning 80 of those games.

In the Rankings

- WVU broke into the AP poll on Jan. 6, 2025, with a No. 21 ranking. WVU appeared at No. 21 on Jan. 6 and No. 23 on Jan. 20.
- The Mountaineers have been ranked in at least one AP poll in 16 of the last 20 seasons.
- Prior to last season, WVU last appeared in the poll on Dec. 26, 2022 with a No. 24 ranking.
- West Virginia has been ranked 152 weeks since Jan. 3, 2005, in the AP poll, and 266 weeks total in school history.
- WVU's 266 appearances in the AP poll ranks 38th all-time in NCAA history for most AP poll appearances.

Hodge Signs Three in November Signing Period

- Ross Hodge announced the signings of three recruits during the November signing period.
- Miles Sadler, one of the highest-rated recruits to ever sign at West Virginia, is a 6-foot guard from Brampton, Ontario, Canada. He currently attends Bella Vista Prep in Scottsdale, Arizona.
- Kingston Whitty is a 6-foot-2 guard from Mableton, Ga., and currently attends Christ School in Arden, N.C.
- Aliou Dioum is a 6-foot-10 forward from Dakar, Senegal, and currently attends Bella Vista Prep in Scottsdale, Ariz.

More Assists

- In 2022-23, WVU made its 31st appearance all-time in the NCAA Tournament, dating back to 1955.
- WVU has made 11 NCAA appearances in the last 17 seasons, including the Final Four in 2010. The Mountaineers have made 13 NCAA appearances since 2005.
- Against Mercyhurst, WVU held the Lakers to 38 points, the fewest points scored by an opponent since Coppin State scored 38 points in 2017.
- WVU is 152-13 at home against nonconference teams in the last 24 years, and has won 133 of its last 144 games.
- West Virginia is 216-60 against nonconference teams in regular season games in the last 22 seasons.
- The Mountaineers have now posted a winning nonconference record in 33 of the last 34 seasons.
- WVU's 22-win win over Pitt was its largest margin of victory against the Panthers in the 55-year history of Hope Coliseum, and Pitt's 49 points scored marked its lowest point total in Morgantown since scoring 34 points in 1949.
- WVU opened the season at home at 13-0, marking its best start at home since a 15-0 start during the 1981-82 season.

West Virginia 2025-26 Roster

No.	Player	Pos.	Ht.	Wt.	Cl.	Hometown (High School/Last School)
0	Brenen Lorient	F	6-9	215	Sr.	Ocala, Fla. (Calvary Christian Academy/North Texas)
1	Jasper Floyd	G	6-3	195	Sr.	Tampa, Fla. (Wharton HS/North Texas)
2	Amir Jenkins	G	6-2	180	Fr.	Worcester, Mass. (Worcester Academy)
3	Honor Huff	G	5-10	165	Sr.	Brooklyn, N.Y. (Perkiomen School [Pa.]/Chattanooga)
4	Jayden Forsythe	G	6-5	195	Fr.	Brooklyn, N.Y. (Westtown School [Pa.])
5	DJ Thomas	F	6-9	225	Fr.	Allen, Texas (Allen HS)
7	Evans Barning Jr.	F	6-7	200	Fr.	Toronto, Ontario (Archbishop Carroll HS [D.C.])
8	Abraham Oyeadier	C	6-9	225	r-Fr.	Accra, Ghana (Academy of Sports Science [Calif.])
13	Chance Moore	G	6-6	210	5th	Brookhaven, Ga. (McEachern HS/St. Bonaventure)
15	Jackson Fields	F	6-8	225	Sr.	Missouri City, Texas (Lawrence E. Elkins HS/Troy)
20	MJ Feenane	G	6-6	190	Fr.	Miami, Fla. (Columbus HS)
21	Niyol Hauet	G	6-4	180	r-Fr.	Yokohama, Japan (Ogden HS [Utah])/Weber State
23	Morris Ugusuk	G	6-4	180	Jr.	Helsinki, Finland (Drive Basketball Academy/South Carolina)
52	Treysen Eaglestaff	G	6-6	205	Sr.	Bismarck, N.D. (Bismarck HS/North Dakota)
55	Harlan Obioha	C	7-0	265	Sr.	Hoxie, Kan. (Hoxie HS/UNC Wilmington)

Head Coach: Ross Hodge (Texas A&M Commerce '03), First Season at WVU (Eighth Season Overall)

Assistant Coach: Yusuf Ali (Laurentian, '21), First Season at WVU

Assistant Coach: Johnny Estelle (Texas A&M Kingsville, '98), First Season at WVU

Assistant Coach: Phil Forte (Oklahoma State, '17), First Season at WVU

Assistant Coach: Jase Herl (Colorado Mesa, '10), First Season at WVU

Assistant Coach: Andre Shaw (Western New England, '13), First Season at WVU

Director of Recruiting: Mike Randle (Eastern New Mexico State, '15), First Season at WVU

Director of Video, Scouting and Analytics: Sean McClurg (Virginia Tech, '17), First Season at WVU

Director of Men's Basketball Operations: Alex Mergner (West Virginia, '24), First Season at WVU

Strength & Conditioning Coach: Jason Martinez (Manhattan, '10), First Season at WVU

Up Next

- WVU will hit the road for two games, starting Saturday at TCU.
- The Mountaineers will remain on the road and travel to Oklahoma State on Tuesday.
- West Virginia will return home on Feb. 28 against BYU.

Record Book

WVU Season 3-Point Field Goals Made

Name	3-FGM	Season
1. Frank Young	117	2007
2. Chris Leonard	101	1992
3. Alex Ruoff	98	2008
4. Kevin Pittsnogle	91	2006
5. Eron Harris	89	2014
6. Alex Ruoff	88	2009
7. Honor Huff	84	2026
8. Javon Small	83	2025
9. Marsalis Basey	78	1994
10. Erik Stevenson	78	2023
11. Jevon Carter	77	2018

NCAA Career 3-Point Field Goals Made

Name	3-FGM	School
1. Antoine Davis	588	Detroit Mercy
2. Darius McGhee	528	Liberty
3. Max Abmas	512	Texas
4. Fletcher Magee	509	Wofford
5. Travis Bader	504	Oakland
6. Kamdyn Curfman	463	Marshall
7. Cameron Tyson	460	Seattle
8. J.J. Redick	457	Duke
9. Jordan Bohannon	455	Iowa
10. David Holston	450	Chicago State
11. Chris Clemons	444	Campbell
12. Keydren Clark	435	Saint Peter's
13. Markus Howard	434	Marquette
13. Damon Lynn	434	NJIT
15. Kevin Foster	431	Santa Clara
15. Tyler Hall	431	Montana State
15. Chris Lofton	431	Tennessee
18. Umoja Gibson	428	DePaul
19. Gibson Jimerson	422	Saint Louis
20. Akeem Richmond	416	East Carolina
21. Stephen Curry	414	Davidson
22. Curtis Staples	413	Virginia
23. Jack Leasure	411	Coastal Carolina
24. Keith Venev	409	Marshall
25. Andrew Rowsey	404	Marquette
26. Joseph Girard	402	Clemson
27. Chase Johnston *	401	High Point
27. Doug Day	401	Radford
27. Reyen Smith	401	Louisville
30. Gerry McNamara	400	Syracuse
31. Francis Alonso	396	UNC Greensboro
31. Andrew Goudelock	396	Coll. of Charleston
33. Steven Ashworth	394	Creighton
34. Nijel Pack *	393	Oklahoma
34. Ja'Monta Black	393	Austin Peay
34. Keaston Willis	393	Tulsa
34. Joe Zeglinski	393	Hartford
38. Michael Watson	392	Kansas City
39. Travis Eeve	390	Rice
39. Caleb Love	390	Arizona
40. A.J. Abrams	389	Texas
40. Rotnei Clarke	389	Butler
43. LaceDarius Dunn	388	Baylor
44. Jordan Howard	386	Central Arkansas
45. Jared Brownridge	385	Santa Clara
46. LJ Cryer	383	Houston
46. Carl Pierre	383	Rice
48. Bryce Brown	382	Auburn
49. Desmond Cambridge	382	Arizona State
50. Kaden Metheny *	381	Liberty
51. Jalen Cone	379	California
51. Robert Vaden	379	UAB
53. Ronnie Schmitz	378	Kansas City
54. Darin Green	377	Florida State
54. Ryan Wittman	377	Cornell
56. Honor Huff *	376	West Virginia
57. Mark Alberts	375	Akron
58. Jon Diebler	374	Ohio State
59. Brett Blizzard	371	UNC Wilmington
59. Kyle Korver	371	Creighton

* = Active

The Last Time ...

Team Scoring

West Virginia scored 100 or more points:
104 vs. TCU (2/26/19)

West Virginia scored 90 or more points:
90 vs. Little Rock (12/9/25)

West Virginia scored 50 or less points:
48 at Houston (1/13/26)

West Virginia scored 40 or less points:
39 vs. Kentucky (3/26/15)

West Virginia shot 60 percent or better from the floor:
60.8 (31-of-51) vs. Portland State (11/25/22)

West Virginia shot 50 percent or better from the floor:
50.9 (27-of-53) at Arizona State (1/21/26)

West Virginia shot 70 percent or better from 3-point range:
70.0 (7-of-10) at TCU (2/9/13)

West Virginia made 40 or more field goals:
45 vs. Morgan State (11/18/17)

West Virginia made 45 or more field goals:
45 vs. Morgan State (11/18/17)

West Virginia made 10 or more 3-pointers:
11 at Arizona State (1/21/26)

West Virginia made 15 or more 3-pointers:
15 vs. Little Rock (12/9/25)

West Virginia made 30 or more free throws:
31 vs. Akron (11/8/19)

Opponent scored 90 or more points:
90 by Cincinnati (3/12/24)

Opponent scored 100 or more points:
109 by Coastal Carolina (3/25/19)

Opponent scored less than 50 points:
49 by Coppin State (12/3/25)

Opponent scored less than 40 points:
38 by Mercyhurst (11/30/25)

Opponent shot 60 percent or better from the floor:
59.0 (36-of-61) by Cincinnati (3/9/24)

Opponent shot 50 percent or better from the floor:
52.5 (31-of-59) by Arizona (1/24/26)

Opponent shot under 25 percent from the floor:
23.7 (14-of-59) by Iona (11/20/24)

Opponent shot 60 percent or better from 3-point range:
64.0 (16-of-25) by Xavier (11/23/25)

Opponent made 40 or more field goals:
43 by Coastal Carolina (3/25/19)

Opponent made 45 or more field goals:
46 by Notre Dame (1/25/78)

Opponent made 10 or more 3-pointers:
13 by Texas Tech (2/8/26)

Opponent made 15 or more 3-pointers:
16 by Xavier (11/23/25)

Opponent made 30 or more free throws:
30 by Oklahoma State (2/10/18)

Team Rebounding

West Virginia had 50 or more rebounds:
50 at Kansas State (12/31/22)

West Virginia had 60 or more rebounds:
62 vs. Loyola (12/2/13)

Opponent had 50 or more rebounds:
50 by Buffalo (11/9/18)

Other Statistics

West Virginia had 20 or more assists:
22 vs. Little Rock (12/9/25)

West Virginia had 25 or more assists:
26 vs. Morgan State (11/18/17)

West Virginia had 10 or more steals:
13 vs. Lehigh (11/9/25)

West Virginia had 15 or more steals:
17 vs. Pitt (11/12/21)

West Virginia had five or more blocked shots:
5 vs. Ohio State (12/13/25)

West Virginia had 10 or more blocked shots:
11 vs. Iona (11/20/24)

West Virginia had 20 or more turnovers:
20 at Texas (2/11/23)

Opponent had 20 or more assists:
20 by Arizona (1/24/26)

Opponent had 25 or more assists:
26 by Iowa State (1/2/26)

Opponent had 10 or more steals:
10 by Arizona (1/24/26)

Opponent had 15 or more steals:
15 by St. John's (12/7/19)

Opponent had five or more blocked shots:
7 by UCF (2/14/26)

Opponent had 10 or more blocked shots:
10 by Baylor (2/20/24)

Opponent had 25 or more turnovers:
32 by Pitt (11/12/21)

National Rankings

West Virginia beat a Top 25 team at home:
West Virginia 86, No. 22 Kansas 75 (1/10/26)

West Virginia beat a Top 10 team at home:
West Virginia 64, No. 2 Iowa State 57 (1/18/25)

West Virginia beat a Top 5 team at home:
West Virginia 64, No. 2 Iowa State 57 (1/18/25)

West Virginia beat a No. 1 team at home:
West Virginia 89, No. 1 Baylor 68 (1/10/17)

West Virginia beat a Top 25 team away from home:
West Virginia 62, No. 7 Kansas 61 (12/31/24)

WVU beat a Top 10 team away from home:
West Virginia 62, No. 3 Kansas 61 (12/31/24)

West Virginia beat a Top 5 team away from home:
West Virginia 86, No. 3 Gonzaga 78 (11/27/24)

WVU beat a No. 1 team away from home:
West Virginia 94, No. 1 Duke 90 (2/27/66), Charleston, W.Va.

West Virginia was ranked in the AP Top 25:
No. 23 on Jan. 20, 2025

West Virginia was ranked in the AP Top 10:
No. 10 on March 8, 2021

West Virginia was ranked in the AP Top 5:
No. 2 on Jan. 8, 2018

West Virginia was ranked No. 1 by AP:
March 11, 1958

Played an Overtime Game:

Ohio State 89, West Virginia 88 (12/13/25)

Played a Double-Overtime Game:

Ohio State 89, West Virginia 88 (12/13/25)

Played a Triple-Overtime Game:

West Virginia 104, TCU 96 (2/26/19)

The Last Time ...

Individual Scoring

West Virginia player scored 30 or more points:
31 by Javon Small vs. Gonzaga (11/27/24)

West Virginia player scored 35 or more points:
36 by Jesse Edwards vs. TCU (3/6/24)

West Virginia player scored 40 or more points:
43 by Da'Sean Butler vs. Villanova (2/13/09)

West Virginia player made 15 or more field goals:
15 by Jesse Edwards vs. TCU (3/6/24)

West Virginia player made five or more 3-pointers:
5 by Honor Huff vs. Kansas State (1/27/26)

West Virginia player made 10 or more free throws:
10 by Chance Moore vs. Ohio State (12/13/25)

Opponent player scored 30 or more points:

32 by Chucky Hepburn of Louisville (11/28/24)

Opponent player scored 35 or more points:

35 by Izaiah Brockington of Iowa State (2/23/22)

Opponent player scored 40 or more points:

43 by CJ Massinburg of Buffalo (11/9/18)

Opponent player scored 50 or more points:

55 by Austin Carr of Notre Dame (2/21/70)

Opponent player made 10 or more field goals:

10 by Darius Johnson of UCF (3/8/25)

Opponent player made five or more 3-pointers:

5 by Milos Uzan of Houston (1/13/26)

Opponent player made 10 or more free throws:

12 by Langston Love of Baylor (2/15/25)

Individual Rebounding

West Virginia player had 10 or more rebounds:
10 by Harlan Obioha vs. Kansas (1/10/26)

West Virginia player had 15 or more rebounds:
15 by Tre Mitchell vs. Baylor (1/11/23)

West Virginia player had 20 or more rebounds:
21 by Derek Culver at Oklahoma State (3/9/19)

Opponent player had 10 or more rebounds:
10 by Jalen Celestine of Cincinnati (2/5/26)

Opponent player had 15 or more rebounds:
15 by Chris Fields of Campbell (11/6/25)

Opponent player had 20 or more rebounds:
20 by Gerald Jordan of Pitt (1/6/96)

Other Statistics

West Virginia player had 10 or more assists:
10 by Javon Small vs. TCU (2/25/25)

West Virginia player had five or more steals:
5 by Jasper Floyd vs. Mount St. Mary's (11/4/25)

West Virginia player had five or more blocked shots:
5 by Brenen Lorient vs. Campbell (11/6/25)

Opponent player had 10 or more assists:
11 by Christian Anderson of Texas Tech (2/8/26)

Opponent player had five or more steals:
7 by Darius Johnson of UCF (3/8/25)

Opponent player had five or more blocks:
6 by Omar Payne of UCF (2/20/24)

Three WVU players scored 20 points in the same game:
Erik Stevenson (27), Kedrian Johnson (23) and Emmitt Matthews Jr. (20) vs. Kansas State (3/4/23)

Two WVU players grabbed 10 rebounds in the same game:
Javon Small (11) and Eduardo Andre (10) vs. Oklahoma State (1/4/25)

Seven WVU players scored double figures in the same game:
Nathan Adrian (13), Esa Ahmad (12), Daxter Miles Jr. (12), Brandon Watkins (12), Jevon Carter (10), Teyvon Myers (10) and Lamont West (10) vs. UMKC (12/17/16)

Six WVU players scored double figures in the same game:
Tre Mitchell (16), Emmitt Matthews Jr. (14), Kedrian Johnson (12), Seth Wilson (12), Erik Stevenson (11) and Joe Toussaint (11) vs. Portland State (11/25/22)

Five WVU players scored double figures in the same game:
Treyson Eaglestaff (23), Honor Huff (13), Harlan Obioha (12), DJ Thomas (11) and Amir Jenkins (10) vs. Mississippi Valley State (12/22/25)



EVANS BARNING JR.

Forward
6-7, 200
Freshman
Archbishop Carroll HS
(Washington, D.C.)
Toronto, Ontario



Prior to West Virginia


- Attended Archbishop Carroll High in Washington, D.C. this past season
- Averaged 10.4 points and 6.3 rebounds per game
- Had 13 points and 11 rebounds in a game against DeMatha
- Finished with 20 points and 11 rebounds versus Concordia Prep
- Had 17 points and 15 rebounds against Neumann Gorretti
- Played AAU basketball for Team Durant in the Nike EYBL circuit
- Finished the season in a game against Bradley Beal Elite with 29 points and four rebounds while shooting 78.6% from the field





TREYSEN EAGLESTAFF

Guard
6-6, 205
Senior
Bismarck HS | North Dakota
Bismarck, N.D.



West Virginia (2025-26)

- Had 12 points and a career-high nine rebounds against Kansas State
- Scored 10 points at Arizona
- Recorded a game-high 23 points on 6-of-9 from 3 to go with seven rebounds at Arizona State
- Scored a game-high 22 points on 9-of-14 shooting against Colorado
- Had 12 points against Kansas
- Finished with 10 points and seven rebounds against Cincinnati
- Recorded a game-high 23 points to go with eight boards vs. Mississippi Valley State
- Scored a season-high 23 points against Little Rock
- Had 11 points and eight rebounds against Coppin State
- Recorded nine points and a career-high eight rebounds vs. Mercyhurst
- Finished with 20 points, five rebounds and four assists vs. Xavier
- Had 12 points and six rebounds vs. Campbell
- Made his first WVU start against Mount St. Mary's

Prior to West Virginia

- Came to West Virginia from North Dakota, where he played the last three seasons
- Last season, he set a Summit League tournament record with 51 points in North Dakota's victory over South Dakota State
- The 51 points scored were the most by a college basketball player since Houston Baptist's Darius Lee scored 52 points in four overtimes against McNeese State on March 5, 2022
- Was the only Division I player this past season with multiple games of 40 points or more
- Averaged 18.9 points while shooting 41.6% from the field, 35.9% from 3 and 79.4% from the free throw line
- Started all 33 games, averaging 31.8 minutes per game
- Made 84 3-point field goals on the season
- Last season, he scored 40 points against No. 6 Alabama and had 31 points against Utah Valley

Opponent	Date	GS	MIN	Total		3-Pointers		Free throws		Rebounds			PF	A	TO	BLK	STL	PTS	AVG		
				FG-FGA	PCT	3FG-3FGA	PCT	FT-FTA	PCT	OFF	DEF	TOT								AVG	
Mount St. Mary's	11/04/2025	*	25:31	0-3	.000	0-1	.000	1-3	.333	0	3	3	3.0	1	1	1	0	1	1.0		
Campbell	11/06/2025	*	28:35	5-14	.357	2-7	.286	0-1	.000	2	4	6	4.5	3	1	0	0	12	6.5		
Lehigh	11/09/2025	*	21:51	1-5	.200	1-3	.333	2-2	1.000	0	3	3	4.0	1	0	3	0	1	5.0		
Pittsburgh	11/13/2025	*	26:24	1-6	.167	1-4	.250	0-0	.000	0	1	1	3.3	0	1	2	0	3	5.3		
Lafayette	11/17/2025	*	23:15	1-4	.250	0-2	.000	2-3	.667	1	4	5	3.6	3	1	0	2	2	4	5.0	
vs Clemson	11/21/2025	*	17:23	2-9	.222	1-5	.200	0-0	.000	1	2	3	3.5	1	1	1	0	1	5	5.0	
vs Xavier	11/23/2025	*	30:23	8-15	.533	0-5	.000	4-4	1.000	3	2	5	3.7	0	4	1	1	0	20	7.1	
Mercyhurst	11/30/2025	*	26:30	4-9	.444	1-4	.250	0-0	.000	1	7	8	4.3	0	0	1	1	1	9	7.4	
Coppin St.	12/03/2025	*	26:18	4-9	.444	3-8	.375	0-0	.000	2	6	8	4.7	1	2	1	1	0	11	7.8	
vs Wake Forest	12/06/2025	*	09:47	0-0	.000	0-0	.000	0-0	.000	1	3	4	4.6	2	1	2	0	1	0	7.0	
Little Rock	12/09/2025	*	24:19	8-14	.571	5-10	.500	2-2	1.000	1	0	1	4.3	2	1	0	0	0	23	8.5	
vs Ohio St.	12/13/2025	*	22:46	1-9	.111	1-5	.200	2-4	.500	1	1	2	4.1	1	3	1	1	1	5	8.2	
Mississippi Val.	12/22/2025	*	32:51	9-16	.563	4-10	.400	1-1	1.000	0	8	8	4.4	3	2	0	1	0	23	9.3	
at Iowa St.	01/02/2026	*	23:49	2-4	.500	2-4	.500	0-0	.000	0	3	3	4.3	3	2	4	0	2	6	9.1	
Cincinnati	01/06/2026	*	26:21	3-8	.375	2-5	.400	2-2	1.000	1	6	7	4.5	4	2	4	0	2	10	9.1	
Kansas	01/10/2026	*	38:24	3-9	.333	2-5	.400	4-4	1.000	0	4	4	4.4	3	2	1	0	0	12	9.3	
at Houston	01/13/2026	*	28:04	2-7	.286	2-4	.500	1-2	.500	0	4	4	4.4	4	3	0	0	0	7	9.2	
Colorado	01/17/2026	*	37:19	9-14	.643	3-8	.375	1-2	.500	2	4	6	4.5	4	3	1	0	1	22	9.9	
at Arizona St.	01/21/2026	*	38:13	8-14	.571	6-9	.667	1-1	1.000	1	6	7	4.6	3	2	1	0	2	23	10.6	
at Arizona	01/24/2026	*	29:31	4-8	.500	2-5	.400	0-0	.000	1	0	1	4.5	3	0	0	0	1	10	10.6	
Kansas St.	01/27/2026	*	34:20	5-12	.417	1-6	.167	1-1	1.000	3	6	9	4.7	1	0	3	0	2	12	10.6	
Baylor	01/31/2026	*	35:38	3-7	.429	3-5	.600	0-0	.000	0	4	4	4.6	1	0	2	2	1	9	10.5	
at Cincinnati	02/05/2026	*	30:26	1-8	.125	1-6	.167	0-2	.000	1	4	5	4.7	2	1	2	0	1	3	10.2	
Texas Tech	02/08/2026	*	30:21	2-9	.222	1-5	.200	0-0	.000	0	6	6	4.7	1	1	0	0	0	5	10.0	
at UCF	02/14/2026	*	36:03	2-9	.222	0-1	.000	4-4	1.000	2	2	4	4.7	2	3	1	0	2	8	9.9	
Totals			25	704:22	88-222	.396	44-127	.346	28-38	.737	24	93	117	4.7	49	37	32	9	21	248	9.9


				Field Goals		3-Point		F-Throws		Rebounds				Scoring						
SEASON	TEAM	GP-GS	MIN/AVG	FG-FGA	FG%	3FG-3FGA	3FG%	FT-FTA	FT%	OFF	DEF	TOT	AVG	PF-FO	A	TO	BLK	STL	PTS	AVG
2022-23	UND	33-11	646/19.6	104-257	.405	57-152	.375	12-25	.480	11	71	82	2.5	28-0	55	45	9	26	277	8.4
2023-24	UND	32-32	913/28.5	160-369	.434	80-209	.383	60-74	.811	18	54	72	2.3	44-1	47	56	12	22	460	14.4
2024-25	UND	33-33	1050/31.8	204-490	.416	84-234	.359	131-165	.794	17	75	92	2.8	55-0	79	74	5	35	623	18.9
2025-26	WVU	25-25	704/28.2	88-222	.396	44-127	.346	28-38	.737	24	93	117	4.7	49-0	37	32	9	21	248	9.9
TOTAL FOR WVU		25-25	704/28.2	88-222	.396	44-127	.346	28-38	.737	24	93	117	4.7	49-0	37	32	9	21	248	9.9
TOTAL		123-101	3313/26.9	556-1338	.416	265-722	.367	231-302	.765	70	293	363	3.0	176-1	218	207	35	104	1608	13.1

Single Game Highs

Statistic	Value	
Points	51	vs South Dakota St. 03/07/25
Rebounds	9	vs Kansas St. 01/27/26
Assists	8	vs Denver 03/03/23
Steals	3	4 times
Blocks	2	9 times
FG Made	15	vs Alabama 12/18/24, vs South Dakota St. 03/07/25
FG Attempts	30	vs Alabama 12/18/24
3FG Made	8	vs Alabama 12/18/24, vs South Dakota St. 03/07/25
3FG Attempts	18	vs Alabama 12/18/24, vs South Dakota St. 03/07/25
FT Made	13	vs South Dakota St. 03/07/25
FT Attempts	17	vs South Dakota St. 03/07/25

20 **MJ**
FEENANE

Guard
6-6, 190
Freshman
Columbus HS
Miami, Fla.



Prior to West Virginia

- Attended Columbus High School in Miami
- Helped his team to four-straight state championships
- Played for the Nightrydaz Elite AAU program that won three-straight EYBL Peach Jam championships



15 JACKSON FIELDS

Forward

6-8, 225

Senior

Lawrence E. Elkins HS | Troy
Missouri City, Texas

West Virginia (2025-26)

- Posted seven points against Ohio State
- Finished with seven rebounds against Little Rock
- Had seven points against Wake Forest
- Finished with nine points, four rebounds and four assists vs. Coppin State
- Scored nine points in his first game of the season against Mercyhurst
- Missed the first seven games due to a left arm injury

Prior to West Virginia

- Came to West Virginia from Troy, where he played the last three seasons
- This past season, he started 33 of 34 games, averaging 7.9 points and 4.8 rebounds per game while shooting 48.7% from the field and 72.1% from the free throw line
- Had a career-high 21 points, including five 3-point field goals, against James Madison and a season-high 10 rebounds against South Alabama
- Helped lead Troy to the Sun Belt championship and an NCAA Tournament appearance
- As a sophomore in 2023-24, he started 27 of 28 games, averaging 22.9 minutes per game
- For the season, he averaged 6.5 points, 4.4 rebounds and 1.0 assists per game, while shooting 52.7% on two-point attempts
- Had season highs of 13 points against Grambling State and 10 rebounds against Marshall
- Led the team in blocks at 1.3 per game
- In his freshman season, he played in all 33 games and scored a season-high 10 points against Coastal Carolina
- Had a season-high seven rebounds against Merrimack
- Attended Lawrence E. Elkins High School and finished his senior season with 9.4 points, 9.4 rebounds and 1.2 assists
- Was awarded All-Academic and All-District First Team honors in his senior season while being named Defensive Player of the Year for his district
- Received multiple Division I offers to play football as a wide receiver

Opponent	Date	GS	MIN	Total		3-Pointers		Free throws		Rebounds				PF	A	TO	BLK	STL	PTS	AVG
				FG-FGA	PCT	3FG-3FGA	PCT	FT-FTA	PCT	OFF	DEF	TOT	AVG							
Mercyhurst	11/30/2025		11:55	3-5	.600	0-1	.000	3-4	.750	2	1	3	3.0	2	2	0	0	0	9	9.0
Coppin St.	12/03/2025		14:07	4-5	.800	1-1	1.000	0-1	.000	2	2	4	3.5	2	4	0	0	0	9	9.0
vs Wake Forest	12/06/2025		17:37	2-3	.667	0-1	.000	3-3	1.000	3	1	4	3.7	1	1	0	1	0	7	8.3
Little Rock	12/09/2025		18:47	1-3	.333	0-1	.000	0-0	.000	0	7	7	4.5	1	1	1	0	2	6.8	
vs Ohio St.	12/13/2025		26:24	3-7	.429	1-2	.500	0-0	.000	1	3	4	4.4	2	0	0	0	0	7	6.8
Mississippi Val.	12/22/2025		21:22	1-2	.500	0-0	.000	1-2	.500	3	2	5	4.5	0	1	1	1	0	3	6.2
at Iowa St.	01/02/2026		07:20	1-1	1.000	0-0	.000	0-0	.000	0	2	2	4.1	2	0	0	0	0	2	5.6
Cincinnati	01/06/2026		01:48	0-0	.000	0-0	.000	0-0	.000	0	0	0	3.6	1	0	1	0	0	0	4.9
at Houston	01/13/2026		08:33	0-2	.000	0-2	.000	0-0	.000	1	1	2	3.4	3	1	0	1	0	0	4.3
Totals		0	127:54	15-28	.536	2-8	.250	7-10	.700	12	19	31	3.4	14	10	3	3	2	39	4.3



				Field Goals		3-Point		F-Throws		Rebounds				Scoring						
SEASON	TEAM	GP-GS	MIN/AVG	FG-FGA	FG%	3FG-3FGA	3FG%	FT-FTA	FT%	OFF	DEF	TOT	AVG	PF-FO	A	TO	BLK	STL	PTS	AVG
2022-23	TROY	33-0	422/12.8	45-90	.500	16-39	.410	15-26	.577	29	55	84	2.5	53-0	7	22	8	11	121	3.7
2023-24	TROY	28-27	643/23.0	68-153	.444	10-43	.233	37-59	.627	50	72	122	4.4	77-3	27	30	36	34	183	6.5
2024-25	TROY	34-33	744/21.9	92-189	.487	21-63	.333	62-86	.721	64	98	162	4.8	77-3	23	37	26	20	267	7.9
2025-26	WVU	9-0	128/14.2	15-28	.536	2-8	.250	7-10	.700	12	19	31	3.4	14-0	10	3	3	2	39	4.3
TOTAL FOR WVU		9-0	128/14.2	15-28	.536	2-8	.250	7-10	.700	12	19	31	3.4	14-0	10	3	3	2	39	4.3
TOTAL		104-60	1937/18.6	220-460	.478	49-153	.320	121-181	.669	155	244	399	3.8	221-6	67	92	73	67	610	5.9

Single Game Highs

Statistic	Value	
Points	21	vs James Madison 03/09/25
Rebounds	10	vs Marshall 02/07/24, vs South Alabama 01/25/25, at New Orleans 11/09/24
Assists	4	vs Coppin St. 12/03/25
Steals	5	vs Grambling 11/24/23
Blocks	5	at South Alabama 01/18/24
FG Made	8	vs James Madison 03/09/25
FG Attempts	13	vs James Madison 03/09/25
3FG Made	5	at Arkansas St. 02/15/25, vs James Madison 03/09/25
3FG Attempts	8	vs James Madison 03/09/25
FT Made	11	at West Ga. 11/19/24
FT Attempts	12	at West Ga. 11/19/24

1 JASPER FLOYD

Guard
6-3, 195
Senior
Wharton HS | North Texas
Tampa, Fla.



West Virginia (2025-26)

- Scored 17 points in the win at UCF
- Recorded 10 points against Texas Tech
- Finished with nine rebounds and four steals vs. Baylor
- Scored 12 points with three steals at Arizona State
- Had four points and six rebounds against Colorado
- Finished with nine points against Kansas
- Scored nine points at Iowa State
- Recorded 14 points against Ohio State
- Had six rebounds and was a +30 vs. Coppin State
- Finished with 14 points and four steals vs. Clemson
- Had 13 points, seven assists, five rebounds and three steals vs. Pitt
- Scored seven points with five rebounds and four assists vs. Lehigh
- Matched his career high with 25 points and five steals vs. Mount St. Mary's

Prior to West Virginia

- Attended North Texas last season
- Last year at North Texas, he started all 36 games, averaging 9.0 points, 4.0 assists, 3.0 rebounds and 1.3 steals per game with a 2.0 assist to turnover ratio
- Had team leads of 141 assists and 48 steals, while leading UNT in assists in 29 of the 36 games
- Scored a season-high 23 points against Evansville and had a season-high seven assists in the NIT win over Furman
- Scored the winning jump shot versus Arkansas State in the second round of the NIT
- Averaged 15.7 points per game in the NIT
- Made a career-high four 3-point field goals at USF and dished out five or more assists in 12 games
- In 2023-24, he attended Fairfield, making 35 starts while averaging 9.5 points, 5.9 rebounds, 4.1 assists and 2.3 steals per game
- Led Fairfield to the Metro Atlantic Athletic Conference title game, CBI title game and the program's most single season wins in 13 years
- Led Fairfield in assists (153), rebounds (220) and steals (87), setting the school record for steals

Opponent	Date	GS	MIN	Total		3-Pointers		Free throws		Rebounds				PF	A	TO	BLK	STL	PTS	AVG	
				FG-FGA	PCT	3FG-3FGA	PCT	FT-FTA	PCT	OFF	DEF	TOT	AVG								
Mount St. Mary's	11/04/2025	*	31:57	9-13	.692	1-1	1.000	6-9	.667	0	1	1	1.0	1	4	3	0	5	25	25.0	
Campbell	11/06/2025	*	31:25	1-5	.200	0-1	.000	0-0	.000	2	3	5	3.0	4	4	3	0	0	2	13.5	
Lehigh	11/09/2025	*	25:22	2-5	.400	0-0	.000	3-4	.750	2	3	5	3.7	1	4	2	0	1	7	11.3	
Pittsburgh	11/13/2025	*	29:26	4-8	.500	1-1	1.000	4-5	.800	0	5	5	4.0	1	7	2	0	3	13	11.8	
Lafayette	11/17/2025	*	25:04	1-5	.200	0-1	.000	0-0	.000	0	3	3	3.8	2	6	3	0	2	2	9.8	
vs Clemson	11/21/2025	*	25:17	5-9	.556	2-4	.500	2-4	.500	0	1	1	3.3	3	0	4	0	4	14	10.5	
vs Xavier	11/23/2025	*	24:23	2-5	.400	1-1	1.000	0-1	.000	0	6	6	3.7	2	3	2	0	4	5	9.7	
Mercyhurst	11/30/2025	*	24:00	1-5	.200	0-1	.000	3-3	1.000	1	0	1	3.4	3	4	1	0	3	5	9.1	
Coppin St.	12/03/2025	*	28:25	1-4	.250	0-2	.000	2-3	.667	0	6	6	3.7	2	3	2	0	2	4	8.6	
vs Wake Forest	12/06/2025	*	29:30	1-3	.333	1-2	.500	0-1	.000	1	1	2	3.5	1	3	2	0	1	3	8.0	
Little Rock	12/09/2025	*	18:59	1-3	.333	0-1	.000	0-0	.000	0	2	2	3.4	1	6	3	0	1	2	7.5	
vs Ohio St.	12/13/2025	*	39:45	4-8	.500	2-2	1.000	4-4	1.000	0	5	5	3.5	4	2	4	0	2	14	8.0	
Mississippi Val.	12/22/2025	*	19:40	2-5	.400	1-3	.333	1-2	.500	0	1	1	3.3	3	2	1	0	1	6	7.8	
at Iowa St.	01/02/2026	*	33:36	3-7	.429	1-5	.200	2-2	1.000	2	1	3	3.3	2	2	2	1	2	9	7.9	
Cincinnati	01/06/2026	*	26:06	0-0	.000	0-0	.000	0-0	.000	0	4	4	3.3	1	3	3	0	1	0	7.4	
Kansas	01/10/2026	*	20:23	4-4	1.000	1-1	1.000	0-1	.000	1	1	2	3.3	4	0	0	0	0	9	7.5	
at Houston	01/13/2026	*	18:12	0-1	.000	0-1	.000	0-0	.000	0	2	2	3.2	2	0	2	0	0	0	7.1	
Colorado	01/17/2026	*	30:59	2-5	.400	0-1	.000	0-0	.000	0	6	6	3.3	2	1	1	0	2	4	6.9	
at Arizona St.	01/21/2026	*	29:49	5-6	.833	2-3	.667	0-0	.000	0	5	5	3.4	3	4	2	0	3	12	7.2	
at Arizona	01/24/2026	*	17:13	1-3	.333	0-0	.000	0-0	.000	0	4	4	3.5	2	2	1	0	0	2	6.9	
Kansas St.	01/27/2026	*	30:49	1-5	.200	0-1	.000	2-3	.667	1	4	5	3.5	3	5	1	0	2	4	6.8	
Baylor	01/31/2026	*	34:31	1-3	.333	0-0	.000	2-3	.667	4	5	9	3.8	2	2	2	0	4	4	6.6	
at Cincinnati	02/05/2026	*	20:23	3-6	.500	0-2	.000	0-0	.000	0	4	4	3.8	0	2	2	0	1	6	6.6	
Texas Tech	02/08/2026	*	29:13	5-8	.625	0-2	.000	0-0	.000	0	4	4	3.8	4	3	0	0	1	10	6.8	
at UCF	02/14/2026	*	30:49	6-8	.750	3-5	.600	2-4	.500	0	5	5	3.8	3	3	4	0	2	17	7.2	
Totals			25	675:16	65-134	.485	16-41	.390	33-49	.673	14	82	96	3.8	56	75	52	1	47	179	7.2

				Field Goals		3-Point		F-Throws		Rebounds				Scoring						
SEASON	TEAM	GP-GS	MIN/AVG	FG-FGA	FG%	3FG-3FGA	3FG%	FT-FTA	FT%	OFF	DEF	TOT	AVG	PF-FO	A	TO	BLK	STL	PTS	AVG
2023-24	Fairf	37-35	1203/32.5	126-327	.385	33-101	.327	68-83	.819	47	173	220	5.9	70-0	153	77	2	87	353	9.5
2024-25	UNT	36-36	1066/29.6	121-287	.422	24-70	.343	59-77	.766	11	96	107	3.0	76-2	141	71	4	48	325	9.0
2025-26	WVU	25-25	675/27.0	65-134	.485	16-41	.390	33-49	.673	14	82	96	3.8	56-0	75	52	1	47	179	7.2
TOTAL FOR WVU		25-25	675/27.0	65-134	.485	16-41	.390	33-49	.673	14	82	96	3.8	56-0	75	52	1	47	179	7.2
TOTAL		98-96	2945/30.0	312-748	.417	73-212	.344	160-209	.766	72	351	423	4.3	202-2	369	200	7	182	857	8.7

Single Game Highs

Statistic	Value	
Points	25	at Yale 12/06/23, vs Mount St. Mary's 11/04/25
Rebounds	10	vs Le Moyne 12/30/23, vs Manhattan 02/04/24
Assists	9	at Rhode Island 11/09/23
Steals	6	vs New Hampshire 11/24/23, vs Manhattan 02/04/24, vs Little Rock 03/24/24
Blocks	1	7 times
FG Made	9	vs New Hampshire 11/24/23, vs Mount St. Mary's 11/04/25
FG Attempts	17	vs Arkansas St. 03/23/25
3FG Made	4	at South Fla. 02/23/25
3FG Attempts	7	vs Seattle U 03/26/24
FT Made	8	at Rider 12/03/23
FT Attempts	9	vs Mount St. Mary's 11/04/25

4 JAYDEN FORSYTHE

Guard
6-5, 195
Freshman
Westtown School (Pa.)
Brooklyn, N.Y.



West Virginia (2025-26)

- Finished with three points against Little Rock
- Scored his first collegiate points on a 3-pointer vs. Mercyhurst
- Grabbed two rebounds vs. Lafayette
- Played seven minutes in his first collegiate game vs. Lehigh

Prior to West Virginia

- Previously attended Westtown School in West Chester, Pennsylvania
- At Westtown School, he averaged 12.1 points, 5.1 rebounds and 1.3 steals per game
- Shot 38.1% from 3-point range
- Listed a Top 100 recruit by numerous scouting services
- Played for Seth Berger at Westtown School
- Ranked as a top five recruit in Pennsylvania for the Class of 2025
- Was the only player on the EYBL circuit to shoot more than 40% from 3-point range on 75-plus 3-point attempts
- Averaged 9.5 points for Team Final at the Peach Jam, while shooting 39% from 3-point range

Opponent	Date	GS	MIN	Total		3-Pointers		Free throws		Rebounds				Other			
				FG-FGA	PCT	3FG-3FGA	PCT	FT-FTA	PCT	OFF	DEF	TOT	AVG	PF	A	TO	BLK
Lehigh	11/09/2025		07:07	0-2	.000	0-2	.000	0-0	.000	0	0	0	0.0	1	0	0	1
Pittsburgh	11/13/2025		00:40	0-0	.000	0-0	.000	0-0	.000	0	0	0	0.0	0	0	0	0
Lafayette	11/17/2025		03:09	0-1	.000	0-1	.000	0-0	.000	0	2	2	0.7	0	0	0	0
Mercyhurst	11/30/2025		05:50	1-3	.333	1-3	.333	0-0	.000	0	0	0	0.5	1	0	0	3
Little Rock	12/09/2025		03:51	1-1	1.000	1-1	1.000	0-0	.000	0	0	0	0.4	0	0	0	3
Totals		0	20:37	2-7	.286	2-7	.286	0-0	.000	0	2	2	0.4	2	0	0	1



				Field Goals		3-Point		F-Throws		Rebounds				Scoring			
SEASON	TEAM	GP-GS	MIN/AVG	FG-FGA	FG%	3FG-3FGA	3FG%	FT-FTA	FT%	OFF	DEF	TOT	AVG	PF-FO	A	TO	BLK
2025-26	WVU	5-0	21/4.1	2-7	.286	2-7	.286	0-0	.000	0	2	2	0.4	2-0	0	0	0
TOTAL		5-0	21/4.1	2-7	.286	2-7	.286	0-0	.000	0	2	2	0.4	2-0	0	0	0

Single Game Highs

Statistic	Value	
Points	3	vs Little Rock 12/09/25, vs Mercyhurst 11/30/25
Rebounds	2	vs Lafayette 11/17/25
Steals	1	vs Lehigh 11/09/25
FG Made	1	vs Little Rock 12/09/25, vs Mercyhurst 11/30/25
FG Attempts	3	vs Mercyhurst 11/30/25
3FG Made	1	vs Little Rock 12/09/25, vs Mercyhurst 11/30/25
3FG Attempts	3	vs Mercyhurst 11/30/25

21 NIYOL HAUET

Guard
6-4, 180
Redshirt Freshman
Ogden HS (Utah) | Weber State
Yokohama, Japan



West Virginia (2025-26)

- Saw two minutes of action against Mississippi Valley State
- Played three minutes against Little Rock
- Saw two minutes of action against Mercyhurst
- Grabbed one rebound in his first collegiate game vs. Lehigh

Prior to West Virginia

- Redshirted last season at Weber State
- Attended Ogden High School in Utah
- Averaged 12.7 points, 3.5 rebounds and 2.2 assists per game

Opponent	Date	GS	MIN	Total		3-Pointers		Free throws		Rebounds				PF	A	TO	BLK	STL	PTS	AVG
				FG-FGA	PCT	3FG-3FGA	PCT	FT-FTA	PCT	OFF	DEF	TOT	AVG							
Lehigh	11/09/2025		01:36	0-0	.000	0-0	.000	0-0	.000	0	1	1	1.0	0	0	0	0	0	0	0.0
Pittsburgh	11/13/2025		00:40	0-0	.000	0-0	.000	0-0	.000	0	0	0	0.5	0	0	0	0	0	0	0.0
Mercyhurst	11/30/2025		01:53	0-0	.000	0-0	.000	0-0	.000	0	0	0	0.3	0	0	0	0	0	0	0.0
Little Rock	12/09/2025		02:37	0-1	.000	0-1	.000	0-0	.000	0	0	0	0.3	1	0	0	0	0	0	0.0
Mississippi Val.	12/22/2025		02:09	0-0	.000	0-0	.000	0-0	.000	0	0	0	0.2	0	0	1	0	0	0	0.0
Totals		0	08:55	0-1	.000	0-1	.000	0-0	.000	0	1	1	0.2	1	0	1	0	0	0	0.0



				Field Goals		3-Point		F-Throws		Rebounds									Scoring	
SEASON	TEAM	GP-GS	MIN/AVG	FG-FGA	FG%	3FG-3FGA	3FG%	FT-FTA	FT%	OFF	DEF	TOT	AVG	PF-FO	A	TO	BLK	STL	PTS	AVG
2025-26	WVU	5-0	9/1.8	0-1	.000	0-1	.000	0-0	.000	0	1	1	0.2	1-0	0	1	0	0	0	0.0
TOTAL		5-0	9/1.8	0-1	.000	0-1	.000	0-0	.000	0	1	1	0.2	1-0	0	1	0	0	0	0.0

Single Game Highs

Statistic	Value	
Rebounds	1	vs Lehigh 11/09/25
FG Attempts	1	vs Little Rock 12/09/25
3FG Attempts	1	vs Little Rock 12/09/25

3 HONOR HUFF

Guard
5-10, 165
Senior
Perkiomen School (Pa.)
Chattanooga | VMI
Brooklyn, N.Y.



West Virginia (2025-26)

- Finished with a game-high 21 points in the win at UCF
- Scored 16 points, all in second half, in WVU's win at Cincinnati
- Recorded a game-high 17 points on five 3-point field goals vs. K-State
- Scored 13 points at Houston and 14 points against Colorado
- Named Big 12 Newcomer of the Week and to the Big 12 Starting Five for the week of Jan. 12.
- Recorded 23 points to go with seven rebounds against Kansas
- Finished with a game-high 24 points against Cincinnati
- Scored a game-high 24 points against Ohio State
- Named to the Big 12 Starting Five for the week of Dec. 15
- Was 8-of-11 from 3-point range to finish with 24 points against Little Rock, becoming the first WVU player to hit eight or more 3-point field goals in two games
- Recorded a team-high 24 points against Wake Forest
- Finished with 17 points against Coppin State
- Scored 17 points against Clemson and 16 points vs. Xavier
- Scored 24 points on 8-of-9 shooting from 3-point range vs. Lafayette
- Had 15 points and five rebounds vs. Pitt
- Recorded a game-high 23 points vs. Campbell
- Scored 16 points in his WVU debut vs. Mount St. Mary's

Opponent	Date	GS	MIN	Total		3-Pointers		Free throws		Rebounds				PF	A	TO	BLK	STL	PTS	AVG	
				FG-FGA	PCT	3FG-3FGA	PCT	FT-FTA	PCT	OFF	DEF	TOT	AVG								
Mount St. Mary's	11/04/2025	*	38:11	3-12	.250	3-11	.273	7-7	1.000	0	1	1	1.0	1	1	3	0	2	16	16.0	
Campbell	11/06/2025	*	34:09	5-10	.500	4-9	.444	9-10	.900	0	2	2	1.5	3	1	2	0	1	23	19.5	
Lehigh	11/09/2025	*	31:52	2-10	.200	2-8	.250	2-4	.500	0	1	1	1.3	2	0	1	0	3	8	15.7	
Pittsburgh	11/13/2025	*	28:06	2-10	.200	2-8	.250	9-12	.750	1	4	5	2.3	3	0	0	0	1	15	15.5	
Lafayette	11/17/2025	*	33:35	8-11	.727	8-9	.889	0-0	.000	0	1	1	2.0	3	0	3	0	1	24	17.2	
vs Clemson	11/21/2025	*	38:02	5-6	.833	3-4	.750	4-5	.800	0	1	1	1.8	3	0	1	0	1	17	17.2	
vs Xavier	11/23/2025	*	34:46	4-10	.400	2-7	.286	6-6	1.000	0	1	1	1.7	1	1	0	0	0	16	17.0	
Mercyhurst	11/30/2025	*	25:32	2-6	.333	2-5	.400	0-0	.000	0	1	1	1.6	2	2	0	0	3	6	15.6	
Coppin St.	12/03/2025	*	28:47	5-15	.333	5-14	.357	2-6	.333	1	2	3	1.8	1	2	1	0	2	17	15.8	
vs Wake Forest	12/06/2025	*	38:39	7-20	.350	5-18	.278	5-5	1.000	0	1	1	1.7	2	1	4	0	1	24	16.6	
Little Rock	12/09/2025	*	30:21	8-13	.615	8-11	.727	0-0	.000	0	1	1	1.6	1	2	1	0	2	24	17.3	
vs Ohio St.	12/13/2025	*	39:06	7-17	.412	5-13	.385	5-6	.833	0	1	1	1.6	4	4	3	0	1	24	17.8	
Mississippi Val.	12/22/2025	*	32:19	4-10	.400	4-10	.400	1-1	1.000	0	0	0	1.5	1	2	0	0	1	13	17.5	
at Iowa St.	01/02/2026	*	36:08	1-9	.111	1-8	.125	3-3	1.000	0	0	0	1.4	2	0	0	0	1	6	16.6	
Cincinnati	01/06/2026	*	38:23	7-14	.500	6-10	.600	4-6	.667	1	7	8	1.8	0	1	2	0	1	24	17.1	
Kansas	01/10/2026	*	38:40	5-12	.417	4-11	.364	9-10	.900	0	7	7	2.1	2	0	4	0	0	23	17.5	
at Houston	01/13/2026	*	38:23	4-11	.364	2-9	.222	3-3	1.000	0	1	1	2.1	4	2	1	0	1	13	17.2	
Colorado	01/17/2026	*	29:31	4-9	.444	2-7	.286	4-4	1.000	0	2	2	2.1	3	1	2	0	0	14	17.1	
at Arizona St.	01/21/2026	*	38:42	2-9	.222	2-8	.250	2-2	1.000	0	0	0	1.9	1	2	1	0	1	8	16.6	
at Arizona	01/24/2026	*	32:01	4-15	.267	2-9	.222	0-0	.000	1	0	1	1.9	3	2	2	0	0	10	16.3	
Kansas St.	01/27/2026	*	37:51	5-15	.333	5-12	.417	2-3	.667	0	8	8	2.2	0	5	2	0	0	17	16.3	
Baylor	01/31/2026	*	38:21	1-13	.077	1-9	.111	2-2	1.000	0	4	4	2.3	2	4	1	0	0	5	15.8	
at Cincinnati	02/05/2026	*	38:12	5-11	.455	3-8	.375	3-6	.500	0	2	2	2.3	3	6	1	0	0	16	15.8	
Texas Tech	02/08/2026	*	40:00	0-8	.000	0-6	.000	6-6	1.000	0	1	1	2.2	2	2	2	0	0	6	15.4	
at UCF	02/14/2026	*	26:20	5-12	.417	3-10	.300	8-8	1.000	0	1	1	2.2	4	0	2	0	1	21	15.6	
Totals			25	865:56	105-288	.365	84-234	.359	96-115	.835	4	50	54	2.2	53	41	39	0	24	390	15.6

Prior to West Virginia

- Came to WVU from Chattanooga, where he played the last two seasons
- This past season at Chattanooga, he led the country with 131 3-point field goals made while shooting 41.6% from 3, earning All-Southern Conference First Team honors
- Led Chattanooga to the NIT title, averaging 15.2 points per game in 36.5 minutes per game
- Matched his career high with 31 points against VMI, including shooting 9-of-10 from 3-point range
- Sat out the 2022-23 season due to Southern Conference intra-conference transfer rules
- In 2021-22, he attended VMI and was named to the Southern Conference All-Freshmen Team, appearing in all 32 games with 18 starts

				Field Goals		3-Point		F-Throws		Rebounds				Scoring						
SEASON	TEAM	GP-GS	MIN/AVG	FG-FGA	FG%	3FG-3FGA	3FG%	FT-FTA	FT%	OFF	DEF	TOT	AVG	PF-FO	A	TO	BLK	STL	PTS	AVG
2021-22	VMI	32-18	881/27.5	109-248	.440	52-138	.377	49-56	.875	4	50	54	1.7	53-0	74	58	2	23	319	10.0
2023-24	UTC	33-33	1135/34.4	180-415	.434	109-287	.380	106-128	.828	6	83	89	2.7	46-0	87	44	2	55	575	17.4
2024-25	UTC	38-36	1385/36.5	171-403	.424	131-315	.416	105-128	.820	8	61	69	1.8	52-0	86	51	4	36	578	15.2
2025-26	WVU	25-25	866/34.6	105-288	.365	84-234	.359	96-115	.835	4	50	54	2.2	53-0	41	39	0	24	390	15.6
TOTAL FOR WVU		25-25	866/34.6	105-288	.365	84-234	.359	96-115	.835	4	50	54	2.2	53-0	41	39	0	24	390	15.6
TOTAL		128-112	4267/33.3	565-1354	.417	376-974	.386	356-427	.834	22	244	266	2.1	204-0	288	192	8	138	1862	14.5

Single Game Highs

Statistic	Value	
Points	31	vs ETSU 02/14/24, vs VMI 01/12/25
Rebounds	8	vs Kansas St. 01/27/26, vs Cincinnati 01/06/26
Assists	8	vs Morehead St. 11/14/24
Steals	4	vs Gardner-Webb 12/19/23, vs UNC Greensboro 01/13/24
Blocks	1	8 times
FG Made	11	vs Wofford 02/21/24
FG Attempts	20	vs Wake Forest 12/06/25
3FG Made	9	vs ETSU 02/14/24, vs VMI 01/12/25
3FG Attempts	18	vs Wake Forest 12/06/25
FT Made	11	at Furman 02/18/24
FT Attempts	12	at Furman 02/18/24, vs Pittsburgh 11/13/25

2 AMIR JENKINS

Guard
6-2, 180
Freshman
Worcester Academy
Worcester, Mass.



West Virginia (2025-26)

- Finished with four points at UCF
- Scored three points against Kansas State
- Had a team-high eight rebounds at Arizona
- Recorded six points and three assists against Colorado
- Finished with four points and six rebounds at Houston
- Had seven points with four assists against Iowa State
- Recorded 10 points against Mississippi Valley State
- Scored five points with six assists against Little Rock
- Had eight points, six rebounds and three steals vs. Coppin State
- Posted his first career double-figure scoring game with 10 points against Mercyhurst
- Recorded eight points with four assists vs. Clemson
- Had nine points and five assists vs. Lafayette
- Finished with two points and two rebounds vs. Pitt
- Had six points, three rebounds, two assists and two steals vs. Lehigh
- Scored one point in his first collegiate game vs. Mount St. Mary's

Prior to West Virginia

- Listed as a Top 75 recruit in the class of 2026 and Top 100 recruit in the class of 2025 by numerous scouting services
- Won back-to-back Massachusetts Division I state championships at Worcester North High School as a sophomore and junior before transferring into Worcester Academy
- In his junior year, he helped North to a 24-0 record
- Was named the 2023-24 Massachusetts MaxPreps Player of the Year after he averaged 13.6 points, 4.0 rebounds, 4.0 assists and 2.6 steals per game
- Last year, he led the Hilltoppers to the NEPSAC Class AA Championship, winning MVP honors after scoring 17 points and had a pair of steals in the final minute in the title game
- For the season, he averaged 21.7 points with more than three assists and three rebounds per game
- Played AAU basketball for BABC

Opponent	Date	GS	MIN	Total	3-Pointers	Free throws	Rebounds	PF	A	TO	BLK	STL	PTS	AVG							
Mount St. Mary's	11/04/2025		12:10	0-2	.000	0-1	.000	1-2	.500	0	1	1	1	1.0							
Campbell	11/06/2025		09:01	0-3	.000	0-0	.000	0-0	.000	0	1	1	0	0.5							
Lehigh	11/09/2025		13:02	2-4	.500	1-1	1.000	1-2	.500	0	3	3	1	2	6.2						
Pittsburgh	11/13/2025		12:12	1-4	.250	0-0	.000	0-0	.000	0	2	2	1	1	2.3						
Lafayette	11/17/2025		20:54	3-6	.500	0-1	.000	3-5	.600	1	2	3	1	5	9.3						
vs Clemson	11/21/2025		19:27	3-5	.600	0-0	.000	2-2	1.000	0	3	3	2	0	8.4						
vs Xavier	11/23/2025		15:37	1-4	.250	1-1	1.000	1-2	.500	0	0	0	1	2	4.4						
Mercyhurst	11/30/2025		22:55	4-7	.571	1-2	.500	1-4	.250	2	1	3	1	9	10.5						
Coppin St.	12/03/2025		23:56	1-3	.333	0-1	.000	6-10	.600	2	4	6	2	2	8.5						
vs Wake Forest	12/06/2025		22:45	0-2	.000	0-1	.000	2-3	.667	0	1	1	2	2	5.0						
Little Rock	12/09/2025		18:24	2-3	.667	0-1	.000	1-4	.250	1	3	4	2	1	5.0						
vs Ohio St.	12/13/2025		10:15	0-2	.000	0-0	.000	2-4	.500	0	1	1	2	0	2.4						
Mississippi Val.	12/22/2025		22:25	3-6	.500	2-2	1.000	2-2	1.000	0	3	3	2	3	10.5						
at Iowa St.	01/02/2026		24:16	2-6	.333	1-1	1.000	2-3	.667	0	2	2	2	0	7.5						
Cincinnati	01/06/2026		19:34	2-4	.500	1-2	.500	0-0	.000	0	1	1	2	4	5.3						
Kansas	01/10/2026		17:56	1-1	1.000	0-0	.000	0-0	.000	0	1	1	2	1	2.1						
at Houston	01/13/2026		26:06	2-6	.333	0-0	.000	0-1	.000	2	4	6	2	2	4.0						
Colorado	01/17/2026		22:11	3-6	.500	0-1	.000	0-0	.000	0	2	2	2	3	6.5						
at Arizona St.	01/21/2026		09:23	0-1	.000	0-0	.000	0-0	.000	0	1	1	2	3	4.8						
at Arizona	01/24/2026		23:55	0-5	.000	0-0	.000	0-0	.000	0	8	8	2	3	4.6						
Kansas St.	01/27/2026		09:04	1-2	.500	1-2	.500	0-0	.000	0	2	2	2	1	3.4						
Baylor	01/31/2026		06:35	0-1	.000	0-0	.000	1-2	.500	0	0	0	2	4	4.3						
at Cincinnati	02/05/2026		20:35	1-4	.250	0-1	.000	0-0	.000	1	2	3	2	1	2.4						
Texas Tech	02/08/2026		12:51	1-3	.333	0-2	.000	0-0	.000	0	0	0	2	3	2.4						
at UCF	02/14/2026		11:45	2-4	.500	0-1	.000	0-0	.000	0	1	1	2	1	4.4						
Totals			0	427:15	35-94	.372	8-21	.381	25-46	.543	9	48	57	2.3	39	57	18	0	14	103	4.1

				Field Goals		3-Point		F-Throws		Rebounds									Scoring	
SEASON	TEAM	GP-GS	MIN/AVG	FG-FGA	FG%	3FG-3FGA	3FG%	FT-FTA	FT%	OFF	DEF	TOT	AVG	PF-FO	A	TO	BLK	STL	PTS	AVG
2025-26	WVU	25-0	427/17.1	35-94	.372	8-21	.381	25-46	.543	9	48	57	2.3	39-0	57	18	0	14	103	4.1
TOTAL		25-0	427/17.1	35-94	.372	8-21	.381	25-46	.543	9	48	57	2.3	39-0	57	18	0	14	103	4.1

Single Game Highs

Statistic	Value	
Points	10	vs Mercyhurst 11/30/25, vs Mississippi Val. 12/22/25
Rebounds	8	at Arizona 01/24/26
Assists	6	vs Little Rock 12/09/25
Steals	3	vs Coppin St. 12/03/25
FG Made	4	vs Mercyhurst 11/30/25
FG Attempts	7	vs Mercyhurst 11/30/25
3FG Made	2	vs Mississippi Val. 12/22/25
3FG Attempts	2	5 times
FT Made	6	vs Coppin St. 12/03/25
FT Attempts	10	vs Coppin St. 12/03/25

BRENEN LORIENT

Forward
6-9, 215
Senior
Calvary Christian Academy
North Texas | Florida Atlantic
Ocala, Fla.



West Virginia (2025-26)

- Finished with 11 points and eight rebounds in the win at UCF
- Recorded a team-high 21 points on 10-of-14 shooting vs. Texas Tech
- Scored 11 points at Cincinnati
- Had a game-high 19 points against Baylor
- Scored 12 points to go with nine rebounds vs. Kansas State
- Recorded 15 points at Arizona State
- Finished with 12 points and nine rebounds against Colorado
- Had 18 points (16 in first half) against Kansas
- Missed the Iowa State game due to injury
- Was 7-of-7 from the field and 3-of-3 from 3-point range to finish with 18 points, seven rebounds, four assists and four blocks vs. Ohio State
- Recorded eight points with seven rebounds against Little Rock
- Had 12 points vs. Coppin State
- Finished with nine points and five rebounds vs. Mercyhurst
- Scored 11 points with three blocks against Xavier
- Had nine points, five rebounds and four assists vs. Lafayette
- Recorded a career-high 26 points, including 11-of-15 from the field and 3-of-4 from 3-point range, and seven rebounds vs. Lehigh
- Finished with 12 points, nine rebounds and five blocks vs. Campbell
- Had a double-double in his first career start with 11 points and 13 rebounds vs. Mount St. Mary's

Opponent	Date	GS	Total			3-Pointers		Free throws		Rebounds			PF	A	TO	BLK	STL	PTS	AVG		
			MIN	FG-FGA	PCT	3FG-3FGA	PCT	FT-FTA	PCT	OFF	DEF	TOT								AVG	
Mount St. Mary's	11/04/2025	*	35:00	5-9	.556	0-0	.000	1-2	.500	2	11	13	13.0	3	1	1	1	2	11	11.0	
Campbell	11/06/2025	*	31:14	2-8	.250	0-0	.000	8-10	.800	2	7	9	11.0	3	4	2	5	0	12	11.5	
Lehigh	11/09/2025	*	32:14	11-15	.733	3-4	.750	1-2	.500	2	5	7	9.7	0	2	2	0	3	26	16.3	
Pittsburgh	11/13/2025	*	24:39	3-7	.429	0-3	.000	0-0	.000	1	2	3	8.0	3	0	1	3	2	6	13.8	
Lafayette	11/17/2025	*	29:35	3-7	.429	0-2	.000	3-4	.750	2	3	5	7.4	2	4	1	0	0	9	12.8	
vs Clemson	11/21/2025	*	24:30	1-7	.143	0-3	.000	2-2	1.000	1	4	5	7.0	4	1	0	1	0	4	11.3	
vs Xavier	11/23/2025	*	30:28	5-10	.500	1-3	.333	0-0	.000	0	3	3	6.4	3	1	2	3	0	11	11.3	
Mercyhurst	11/30/2025	*	18:28	4-5	.800	0-0	.000	1-2	.500	0	5	5	6.3	4	2	1	1	0	9	11.0	
Coppin St.	12/03/2025	*	16:40	5-9	.556	2-4	.500	0-0	.000	1	3	4	6.0	2	2	0	2	0	12	11.1	
vs Wake Forest	12/06/2025	*	22:18	1-5	.200	0-3	.000	3-4	.750	2	1	3	5.7	2	1	5	1	1	5	10.5	
Little Rock	12/09/2025	*	22:16	4-6	.667	0-0	.000	0-0	.000	6	1	7	5.8	2	2	1	1	0	8	10.3	
vs Ohio St.	12/13/2025	*	43:45	7-7	1.000	3-3	1.000	1-2	.500	3	4	7	5.9	3	4	2	4	1	18	10.9	
Mississippi Val.	12/22/2025	*	20:05	3-5	.600	0-0	.000	2-2	1.000	1	2	3	5.7	3	5	1	0	0	8	10.7	
Cincinnati	01/06/2026	*	24:51	1-5	.200	0-0	.000	0-0	.000	0	3	3	5.5	2	0	2	0	0	2	10.1	
Kansas	01/10/2026	*	31:27	7-15	.467	2-4	.500	2-3	.667	0	2	2	5.3	4	6	1	1	1	18	10.6	
at Houston	01/13/2026	*	24:23	2-6	.333	1-3	.333	0-0	.000	1	2	3	5.1	0	1	4	1	1	5	10.3	
Colorado	01/17/2026	*	31:09	4-8	.500	1-3	.333	3-4	.750	3	6	9	5.4	1	2	2	1	0	12	10.4	
at Arizona St.	01/21/2026	*	28:40	7-11	.636	1-1	1.000	0-0	.000	1	3	4	5.3	3	4	1	0	0	15	10.6	
at Arizona	01/24/2026	*	25:27	3-10	.300	0-3	.000	2-2	1.000	1	2	3	5.2	1	1	1	1	1	8	10.5	
Kansas St.	01/27/2026	*	22:34	5-8	.625	0-1	.000	0-0	.000	3	3	6	5.2	3	2	3	1	0	10	10.5	
Baylor	01/31/2026	*	31:36	7-13	.538	1-2	.500	4-4	1.000	1	2	3	5.1	3	1	4	1	0	19	10.9	
at Cincinnati	02/05/2026	*	32:50	5-7	.714	0-0	.000	1-3	.333	0	2	2	5.0	2	0	2	0	0	11	10.9	
Texas Tech	02/08/2026	*	32:44	10-14	.714	0-2	.000	1-2	.500	3	2	5	5.0	2	1	2	1	3	21	11.3	
at UCF	02/14/2026	*	29:21	5-11	.455	0-1	.000	1-1	1.000	4	4	8	5.1	2	1	3	1	2	11	11.3	
Totals			24	666:14	110-208	.529	15-45	.333	36-49	.735	40	82	122	5.1	57	48	44	30	17	271	11.3

Prior to West Virginia

- Last year at North Texas, he was named American Athletic Conference First Team All-Conference and AAC Sixth Man of the Year
- Among all AAC players, he made the largest increase in points per game from the previous season
- His 421 total points off the bench were the second most in the nation among all reserves and only one point behind the leader
- His 178 total rebounds off the bench were the fourth most in the nation and 39 total blocks off the bench were the sixth most in the nation
- Played his first two collegiate seasons at Florida Atlantic
- In 2022-23, played in 21 games, helping FAU reach the 2023 Final Four

SEASON	TEAM	GP-GS	MIN/AVG	Field Goals		3-Point		F-Throws		Rebounds				Scoring						
				FG-FGA	FG%	3FG-3FGA	3FG%	FT-FTA	FT%	OFF	DEF	TOT	AVG	PF-FO	A	TO	BLK	STL	PTS	AVG
2022-23	FAU	21-0	74/3.5	7-13	.538	0-0	.000	2-5	.400	6	4	10	0.5	13-0	2	5	5	3	16	0.8
2023-24	FAU	31-0	263/8.5	27-59	.458	3-13	.231	11-28	.393	17	24	41	1.3	39-0	11	11	13	9	68	2.2
2024-25	UNT	36-0	896/24.9	156-274	.569	11-23	.478	98-136	.721	56	122	178	4.9	77-2	49	61	39	31	421	11.7
2025-26	WVU	24-24	666/27.8	110-208	.529	15-45	.333	36-49	.735	40	82	122	5.1	57-0	48	44	30	17	271	11.3
TOTAL FOR WVU	24-24	666/27.8	110-208	.529	15-45	.333	36-49	.735	.735	40	82	122	5.1	57-0	48	44	30	17	271	11.3
TOTAL	112-24	1899/17.0	300-554	.542	29-81	.358	147-218	.674	.674	119	232	351	3.1	186-2	110	121	87	60	776	6.9

Single Game Highs

Statistic	Value	
Points	26	vs Lehigh 11/09/25
Rebounds	13	vs Mount St. Mary's 11/04/25, vs Temple 01/22/25
Assists	6	vs Kansas 01/10/26
Steals	3	4 times
Blocks	5	vs Temple 01/22/25, vs Campbell 11/06/25
FG Made	11	vs Lehigh 11/09/25
FG Attempts	15	vs UAB 03/15/25, vs Lehigh 11/09/25, vs Kansas 01/10/26
3FG Made	3	vs Lehigh 11/09/25, vs Ohio St. 12/13/25
3FG Attempts	4	vs Kansas 01/10/26, vs Lehigh 11/09/25, vs Coppin St. 12/03/25
FT Made	8	vs Campbell 11/06/25
FT Attempts	10	vs Campbell 11/06/25

13 CHANCE MOORE

Guard
6-6, 210
Fifth-Year Senior
McEachern HS
St. Bonaventure | Missouri State |
Arkansas
Brookhaven, Ga.



West Virginia (2025-26)

- Had 12 points in the win at UCF
- Finished with 10 points and six rebounds against Texas Tech
- Had nine points against Kansas State and Baylor
- Finished with a team-high 12 points at Arizona
- Scored 14 points against Cincinnati
- Had team highs of 17 points and seven rebounds vs. Iowa State
- Finished with 14 points and eight rebounds vs. Ohio State
- Had 16 points and eight rebounds against Wake Forest
- Scored 17 points against Coppin State
- Recorded a team-high 11 points to go with nine boards vs. Mercyhurst
- Scored 16 points in his season debut vs. Clemson
- Sat out first five games to gain another year of eligibility

Prior to West Virginia

- Came to West Virginia from St. Bonaventure, where he played last season
- Last season at St. Bonaventure, he averaged 13.0 points, 6.5 rebounds and 1.3 steals while starting 31 of 32 games played
- Scored in double figures in 21 games while ranking 10th among all Atlantic 10 players in rebounding
- In his final two postseason games, he had 19 points in the A-10 quarterfinals vs. VCU and had 16 points in the NIT against Kent State
- Had season highs of 27 points at Canisius and 12 rebounds against VCU
- Had 23 points in games against Siena and Saint Louis while recording 21 points against VCU
- Played two seasons at Missouri State in 2022-23 and 2023-24
- Scored a career-high 28 points against Evansville and had 24 points and eight rebounds at West Virginia in the season opener
- In 2022-23, he was one of the top Missouri Valley reserves as he was named to the MVC All-Bench Team after averaging 10.6 points per game, scoring in double figures 17 times
- Began his career at Arkansas in 2021-22, playing in five games, seeing action as the only freshman in the Razorbacks' 2021 recruiting class

Opponent	Date	GS	MIN	Total FG-FGA	PCT	3-Pointers 3FG-3FGA	PCT	Free throws FT-FTA	PCT	Rebounds OFF DEF TOT AVG	PF	A	TO	BLK	STL	PTS	AVG
vs Clemson	11/21/2025		24:15	6-12	.500	2-3	.667	2-4	.500	1 4 5 5.0	2	1	1	2	2	16	16.0
vs Xavier	11/23/2025		11:01	0-3	.000	0-1	.000	0-0	.000	1 2 3 4.0	1	0	1	0	0	0	8.0
Mercyhurst	11/30/2025		16:01	4-8	.500	0-1	.000	3-4	.750	3 6 9 5.7	1	1	2	0	0	11	9.0
Coppin St.	12/03/2025		19:56	6-8	.750	0-0	.000	5-6	.833	2 2 4 5.3	1	1	0	2	1	17	11.0
vs Wake Forest	12/06/2025		28:13	6-11	.545	0-2	.000	4-6	.667	2 6 8 5.8	0	1	1	0	0	16	12.0
Little Rock	12/09/2025		15:19	4-8	.500	0-1	.000	4-4	1.000	3 3 6 5.8	1	2	1	0	1	12	12.0
vs Ohio St.	12/13/2025		40:55	2-10	.200	0-1	.000	10-12	.833	1 7 8 6.1	2	1	4	0	0	14	12.3
at Iowa St.	01/02/2026	*	33:14	7-13	.538	0-2	.000	3-4	.750	2 5 7 6.3	1	1	2	0	0	17	12.9
Cincinnati	01/06/2026		23:32	6-10	.600	1-3	.333	1-5	.200	1 3 4 6.0	0	0	1	0	1	14	13.0
Kansas	01/10/2026		20:02	1-4	.250	1-2	.500	3-6	.500	0 4 4 5.8	0	0	0	0	1	6	12.3
at Houston	01/13/2026		14:22	0-4	.000	0-1	.000	0-2	.000	0 4 4 5.6	0	0	1	0	0	0	11.2
Colorado	01/17/2026		09:18	1-2	.500	0-0	.000	0-2	.000	1 0 1 5.3	0	0	0	0	0	2	10.4
at Arizona St.	01/21/2026		13:11	1-4	.250	0-1	.000	4-5	.800	1 4 5 5.2	1	1	3	0	1	6	10.1
at Arizona	01/24/2026		21:36	5-11	.455	1-2	.500	1-2	.500	3 1 4 5.1	1	2	2	0	0	12	10.2
Kansas St.	01/27/2026		25:01	4-7	.571	0-0	.000	1-2	.500	1 0 1 4.9	0	0	2	1	2	9	10.1
Baylor	01/31/2026		13:35	4-5	.800	0-0	.000	1-2	.500	2 2 4 4.8	0	1	1	0	1	9	10.1
at Cincinnati	02/05/2026		16:13	1-4	.250	0-0	.000	0-1	.000	1 4 5 4.8	3	1	2	0	1	2	9.6
Texas Tech	02/08/2026		19:18	3-7	.429	1-2	.500	3-8	.375	2 4 6 4.9	0	0	1	0	0	10	9.6
at UCF	02/14/2026		21:13	6-10	.600	0-1	.000	0-0	.000	2 3 5 4.9	2	0	0	2	1	12	9.7
Totals		1	386:15	67-141	.475	6-23	.261	45-75	.600	29 64 93 4.9	16	13	25	7	12	185	9.7

SEASON	TEAM	GP-GS	MIN/AVG	Field Goals FG-FGA FG%	3-Point 3FG-3FGA 3FG%	F-Throws FT-FTA FT%	Rebounds OFF DEF TOT AVG	PF-FO	A	TO	BLK	STL	PTS	AVG
2021-22	AR	5-0	8/1.5	2-4 .500	1-2 .500	0-0 .000	1 2 3 0.6	2-0	0	0	0	0	5	1.0
2022-23	MOST	31-3	677/21.9	114-265 .430	50-146 .342	51-84 .607	29 91 120 3.9	53-1	16	36	17	25	329	10.6
2023-24	MOST	31-20	833/26.9	115-279 .412	44-149 .295	58-94 .617	31 134 165 5.3	46-0	15	26	29	23	332	10.7
2024-25	SBU	32-31	1089/34.0	148-320 .463	23-93 .247	97-151 .642	56 151 207 6.5	65-2	34	45	27	41	416	13.0
2025-26	WVU	19-1	386/20.3	67-141 .475	6-23 .261	45-75 .600	29 64 93 4.9	16-0	13	25	7	12	185	9.7
TOTAL FOR WVU		19-1	386/20.3	67-141 .475	6-23 .261	45-75 .600	29 64 93 4.9	16-0	13	25	7	12	185	9.7
TOTAL		118-55	2993/25.4	446-1009 .442	124-413 .300	251-404 .621	146 442 588 5.0	182-3	78	132	80	101	1267	10.7

Single Game Highs

Statistic	Value	
Points	28	vs Evansville 11/29/23
Rebounds	15	vs Lindenwood 12/19/23
Assists	4	vs La Salle 01/11/25
Steals	4	vs UNI 11/29/24, vs George Washington 02/09/25
Blocks	4	vs Utah St. 11/28/24
FG Made	10	vs Valparaiso 02/17/24
FG Attempts	19	at West Virginia 11/06/23
3FG Made	5	at West Virginia 11/06/23, vs Evansville 11/29/23, vs Evansville 01/04/23
3FG Attempts	13	at West Virginia 11/06/23
FT Made	10	vs Ohio St. 12/13/25
FT Attempts	12	vs Richmond 01/15/25, vs Ohio St. 12/13/25

55 HARLAN OBIOHA

Center
7-0, 265
Senior
Hoxie HS
UNC Wilmington | Niagara
Hoxie, Kan.



West Virginia (2025-26)

- Recorded nine points and seven rebounds against Texas Tech
- Had five points and six rebounds at Cincinnati
- Hit his first career 3-point field goal at Arizona
- Finished with 10 points and had nine rebounds against Colorado
- Double-double with 11 points and 10 rebounds against Kansas
- Double-double with 12 points and 10 rebounds vs. Mississippi Valley State
- Had seven rebounds against Little Rock
- Finished with five points and five rebounds against Wake Forest
- Had nine rebounds vs. Clemson
- Scored 19 points on 8-of-9 shooting to go with six boards vs. Pitt
- Recorded 12 points and eight rebounds vs. Lehigh
- Finished with 12 points and six rebounds vs. Campbell
- Had five points in his WVU debut vs. Mount St. Mary's

Prior to West Virginia

- Came to West Virginia from UNC Wilmington, where he played this past season for the Seahawks
- Last year at UNCW, he produced 17 double-digit scoring efforts and had five games with at least 10 rebounds
- Moved into the starting lineup in conference play and averaged 10.3 points and 6.6 rebounds per game while shooting 64.8% from the field
- Scored a career-high 23 points to go with 10 rebounds at William & Mary, which started a six-game win streak and led UNCW to the CAA title
- Started his career at Niagara
- In 2023-24, he played in 32 games, making 31 starts, and averaged 10.3 points and 7.8 rebounds per game
- Produced season highs of 22 points against Rider and 16 rebounds against Manhattan
- Finished the season shooting 63.3% from the field
- Played in 28 games at Niagara during the 2022-23 season
- Had a double-double with 11 points and 11 rebounds in the win over Quinnipiac

Opponent	Date	GS	MIN	Total		3-Pointers		Free throws		Rebounds				PF	A	TO	BLK	STL	PTS	AVG	
				FG-FGA	PCT	3FG-3FGA	PCT	FT-FTA	PCT	OFF	DEF	TOT	AVG								
Mount St. Mary's	11/04/2025	*	17:11	0-0	.000	0-0	.000	5-8	.625	1	1	2	2.0	3	0	0	1	1	5	5.0	
Campbell	11/06/2025	*	23:31	5-7	.714	0-0	.000	2-4	.500	2	4	6	4.0	4	1	2	0	0	12	8.5	
Lehigh	11/09/2025	*	23:48	3-4	.750	0-0	.000	6-7	.857	1	7	8	5.3	1	3	2	1	0	12	9.7	
Pittsburgh	11/13/2025	*	30:36	8-9	.889	0-0	.000	3-4	.750	1	5	6	5.5	2	2	1	2	0	19	12.0	
Lafayette	11/17/2025	*	15:41	1-5	.200	0-0	.000	1-4	.250	3	2	5	5.4	2	2	0	0	0	3	10.2	
vs Clemson	11/21/2025	*	26:26	0-4	.000	0-0	.000	0-2	.000	5	4	9	6.0	3	2	0	0	0	0	8.5	
vs Xavier	11/23/2025	*	14:19	1-3	.333	0-0	.000	1-2	.500	0	2	2	5.4	2	0	2	0	0	3	7.7	
Mercyhurst	11/30/2025	*	20:38	2-4	.500	0-0	.000	0-0	.000	1	4	5	5.4	0	0	2	1	1	4	7.3	
Coppin St.	12/03/2025	*	16:45	1-4	.250	0-0	.000	1-2	.500	2	3	5	5.3	2	2	0	2	0	3	6.8	
vs Wake Forest	12/06/2025	*	12:34	2-3	.667	0-0	.000	1-2	.500	4	1	5	5.3	1	0	2	1	0	5	6.6	
Little Rock	12/09/2025	*	20:02	1-2	.500	0-0	.000	2-4	.500	2	5	7	5.5	0	1	0	0	2	4	6.4	
vs Ohio St.	12/13/2025	*	24:43	1-3	.333	0-0	.000	2-2	1.000	3	2	5	5.4	3	0	2	0	0	4	6.2	
Mississippi Val.	12/22/2025	*	18:38	5-6	.833	0-0	.000	2-3	.667	5	5	10	5.8	0	1	1	0	0	12	6.6	
at Iowa St.	01/02/2026	*	20:56	1-1	1.000	0-0	.000	0-0	.000	1	1	2	5.5	1	4	0	0	2	2	6.3	
Cincinnati	01/06/2026	*	23:55	0-2	.000	0-0	.000	0-0	.000	3	3	6	5.5	2	0	0	1	0	0	5.9	
Kansas	01/10/2026	*	19:44	4-7	.571	0-0	.000	3-5	.600	6	4	10	5.8	2	0	0	2	0	11	6.2	
at Houston	01/13/2026	*	13:24	1-1	1.000	0-0	.000	1-2	.500	1	0	1	5.5	2	1	2	0	0	3	6.0	
Colorado	01/17/2026	*	26:52	2-3	.667	0-0	.000	6-10	.600	4	5	9	5.7	2	0	0	0	1	10	6.2	
at Arizona St.	01/21/2026	*	23:06	2-4	.500	0-0	.000	2-4	.500	0	1	1	5.5	3	1	3	0	0	6	6.2	
at Arizona	01/24/2026	*	21:24	2-5	.400	1-1	1.000	0-0	.000	0	3	3	5.4	2	0	0	1	0	5	6.2	
Kansas St.	01/27/2026	*	17:27	1-1	1.000	0-0	.000	0-0	.000	0	2	2	5.2	1	0	0	1	0	2	6.0	
Baylor	01/31/2026	*	19:23	1-2	.500	0-0	.000	2-3	.667	1	2	3	5.1	3	1	1	0	0	4	5.9	
at Cincinnati	02/05/2026	*	18:20	1-2	.500	0-0	.000	3-5	.600	4	2	6	5.1	4	1	2	0	0	5	5.8	
Texas Tech	02/08/2026	*	27:06	3-3	1.000	0-0	.000	3-7	.429	2	5	7	5.2	1	0	1	1	0	9	6.0	
at UCF	02/14/2026	*	22:23	0-1	.000	0-0	.000	0-0	.000	1	4	5	5.2	1	0	1	0	0	0	5.7	
Totals			25	518:53	48-86	.558	1-1	1.000	46-80	.575	53	77	130	5.2	47	22	24	14	7	143	5.7

				Field Goals		3-Point		F-Throws		Rebounds				Scoring						
SEASON	TEAM	GP-GS	MIN/AVG	FG-FGA	FG%	3FG-3FGA	3FG%	FT-FTA	FT%	OFF	DEF	TOT	AVG	PF-FO	A	TO	BLK	STL	PTS	AVG
2022-23	Niag	28-1	273/9.8	32-47	.681	0-0	.000	16-25	.640	29	58	87	3.1	45-0	7	21	9	8	80	2.9
2023-24	Niag	32-31	855/26.7	124-196	.633	0-0	.000	81-128	.633	68	182	250	7.8	83-2	37	64	26	11	329	10.3
2024-25	UNCW	35-23	701/20.0	117-183	.639	0-4	.000	88-141	.624	88	123	211	6.0	86-1	33	53	42	19	322	9.2
2025-26	WVU	25-25	519/20.8	48-86	.558	1-1	1.000	46-80	.575	53	77	130	5.2	47-0	22	24	14	7	143	5.7
TOTAL FOR WVU		25-25	519/20.8	48-86	.558	1-1	1.000	46-80	.575	53	77	130	5.2	47-0	22	24	14	7	143	5.7
TOTAL		120-80	2348/19.6	321-512	.627	1-5	.200	231-374	.618	238	440	678	5.7	261-3	99	162	91	45	874	7.3

Single Game Highs

Statistic	Value	
Points	23	at William & Mary 02/24/25
Rebounds	16	at Manhattan 01/05/24
Assists	4	at Iowa St. 01/02/26
Steals	3	vs Saint Peter's 12/01/23
Blocks	5	at East Carolina 12/03/24
FG Made	9	at William & Mary 02/24/25
FG Attempts	12	vs NJIT 12/16/23, at Drexel 02/08/25
3FG Made	1	at Arizona 01/24/26
3FG Attempts	1	5 times
FT Made	8	vs Towson 01/02/25
FT Attempts	11	at Rider 01/19/24, vs Towson 01/02/25

8 ABRAHAM OYEADIER

Center
6-9, 225
Redshirt Freshman
AOSS (Academy of Sports
Science) Prep [Calif.]
Accra, Ghana



West Virginia (2025-26)

- Grabbed two rebounds in his first collegiate game vs. Lehigh

West Virginia (2024-25)

- Redshirted as a true freshman

Prior to West Virginia

- Originally from Accra, Ghana
- Recently graduated from AOSS (Academy of Sports Science) Prep in Corona, California
- Averaged 10.7 points, 11.3 rebounds and 1.6 blocks per game
- Started his career at Balboa School in Escondido, California

Opponent	Date	GS	MIN	Total		3-Pointers		Free throws		Rebounds				PF A TO BLK STL PTS AVG						
				FG-FGA	PCT	3FG-3FGA	PCT	FT-FTA	PCT	OFF	DEF	TOT	AVG	PF	A	TO	BLK	STL	PTS	AVG
Lehigh	11/09/2025		02:22	0-0	.000	0-0	.000	0-2	.000	0	2	2	2.0	0	0	0	0	0	0	0.0
Totals		0	02:22	0-0	.000	0-0	.000	0-2	.000	0	2	2	2.0	0	0	0	0	0	0	0.0



				Field Goals		3-Point		F-Throws		Rebounds										Scoring	
SEASON	TEAM	GP-GS	MIN/AVG	FG-FGA	FG%	3FG-3FGA	3FG%	FT-FTA	FT%	OFF	DEF	TOT	AVG	PF-FO	A	TO	BLK	STL	PTS	AVG	
2025-26	WVU	1-0	2/2.4	0-0	.000	0-0	.000	0-2	.000	0	2	2	2.0	0-0	0	0	0	0	0	0.0	
TOTAL		1-0	2/2.4	0-0	.000	0-0	.000	0-2	.000	0	2	2	2.0	0-0	0	0	0	0	0	0.0	

Single Game Highs

Statistic	Value	
Rebounds	2	vs Lehigh 11/09/25
FT Attempts	2	vs Lehigh 11/09/25

5 DJ THOMAS

Forward
6-9, 225
Freshman
Allen HS
Allen, Texas



West Virginia (2025-26)

- Finished with 14 points, including two late 3's, in win at Cincinnati
- Scored a team-high 16 points on 4-of-5 shooting from 3-point range at Houston
- Had five points and four rebounds against Kansas
- Recorded seven points against Cincinnati
- Finished with 10 points at Iowa State
- Scored 11 points against Mississippi Valley State
- Recorded five points and five rebounds against Wake Forest
- Finished with eight points against Coppin State
- Scored four points with three rebounds vs. Mercyhurst
- Had four points and four rebounds vs. Xavier
- Scored 25 points vs. Lafayette, the most points by a WVU freshman since 2019
- Had 10 points and five rebounds vs. Pitt
- Finished with 10 points vs. Campbell
- Scored seven points in his first WVU game against Mount St. Mary's

Prior to West Virginia

- Attended Allen High School in Allen, Texas
- Averaged 10.9 points, 4.4 rebounds and 2.1 assists as a senior at Allen High, earning UIL 6A All-Region honors while helping his team to the Class 6A Division I semifinals
- Led Allen to The Throne National Championship game, scoring 25 points in the finals and being named to The Throne All-Tournament Team
- As a junior, he averaged 10.3 points, 5.4 rebounds and 1.8 assists per game, helping Allen to a 32-win season and top five 6A ranking in the state
- Had a breakout summer on the Adidas 3SSB circuit for Southern Assault that gained him national attention
- Ranked by numerous scouting services as a top 25 recruit in the state of Texas and as one of the top 75 forwards in the nation, playing on an Allen team that ranks as a top 25 team in the country

Opponent	Date	GS	MIN	Total		3-Pointers		Free throws		Rebounds				PF	A	TO	BLK	STL	PTS	AVG	
				FG-FGA	PCT	3FG-3FGA	PCT	FT-FTA	PCT	OFF	DEF	TOT	AVG								
Mount St. Mary's	11/04/2025		18:57	3-6	.500	0-1	.000	1-2	.500	1	0	1	1.0	5	1	0	0	1	7	7.0	
Campbell	11/06/2025		22:30	4-8	.500	1-3	.333	1-2	.500	1	0	1	1.0	2	0	0	0	1	10	8.5	
Lehigh	11/09/2025		21:36	1-1	1.000	0-0	.000	1-1	1.000	1	1	2	1.3	0	0	0	0	0	3	6.7	
Pittsburgh	11/13/2025		22:50	4-9	.444	2-5	.400	0-0	.000	1	4	5	2.3	1	2	0	0	0	10	7.5	
Lafayette	11/17/2025		28:06	11-17	.647	0-2	.000	3-3	1.000	3	0	3	2.4	2	1	2	0	0	25	11.0	
vs Clemson	11/21/2025		08:40	0-3	.000	0-2	.000	0-0	.000	0	0	0	2.0	0	0	0	0	0	0	9.2	
vs Xavier	11/23/2025		18:39	2-3	.667	0-0	.000	0-0	.000	1	3	4	2.3	1	2	1	0	0	4	8.4	
Mercyhurst	11/30/2025		12:58	1-2	.500	0-0	.000	2-3	.667	2	1	3	2.4	2	1	3	0	0	4	7.9	
Coppin St.	12/03/2025		10:02	3-4	.750	0-1	.000	2-3	.667	0	1	1	2.2	1	0	0	0	1	8	7.9	
vs Wake Forest	12/06/2025		08:15	2-4	.500	0-1	.000	0-0	.000	2	2	4	2.4	0	1	0	0	0	4	7.5	
Little Rock	12/09/2025		17:44	2-2	1.000	0-0	.000	0-1	.000	0	1	1	2.3	2	1	2	0	0	4	7.2	
vs Ohio St.	12/13/2025		02:20	0-0	.000	0-0	.000	0-0	.000	2	0	2	2.3	2	0	1	0	0	0	6.6	
Mississippi Val.	12/22/2025		19:55	3-4	.750	1-1	1.000	4-5	.800	0	1	1	2.2	2	1	0	0	1	11	6.9	
at Iowa St.	01/02/2026		18:30	4-8	.500	2-4	.500	0-0	.000	1	2	3	2.2	2	0	3	0	2	10	7.1	
Cincinnati	01/06/2026		15:30	3-5	.600	1-3	.333	0-0	.000	0	1	1	2.1	0	1	1	0	0	7	7.1	
Kansas	01/10/2026		13:24	2-4	.500	1-3	.333	0-0	.000	1	3	4	2.3	0	1	1	0	0	5	7.0	
at Houston	01/13/2026		22:12	6-8	.750	4-5	.800	0-0	.000	0	2	2	2.2	3	0	3	0	1	16	7.5	
Colorado	01/17/2026		12:41	1-3	.333	0-2	.000	0-0	.000	1	0	1	2.2	0	0	1	0	0	2	7.2	
at Arizona St.	01/21/2026		18:56	2-4	.500	0-2	.000	1-1	1.000	3	1	4	2.3	2	1	1	0	0	5	7.1	
at Arizona	01/24/2026		17:12	2-5	.400	0-1	.000	0-0	.000	1	2	3	2.3	3	1	3	0	0	4	7.0	
Kansas St.	01/27/2026		19:38	1-5	.200	0-2	.000	0-0	.000	2	1	3	2.3	1	1	0	0	0	2	6.7	
Baylor	01/31/2026		15:59	1-4	.250	0-1	.000	0-2	.000	0	0	0	2.2	1	1	1	0	0	2	6.5	
at Cincinnati	02/05/2026		22:36	4-6	.667	2-4	.500	4-4	1.000	1	1	2	2.2	1	0	0	0	0	14	6.8	
Texas Tech	02/08/2026		08:27	0-3	.000	0-3	.000	0-0	.000	0	0	0	2.1	0	0	0	0	0	1	6.5	
at UCF	02/14/2026		15:04	0-5	.000	0-4	.000	1-2	.500	1	2	3	2.2	0	0	0	0	1	1	6.3	
Totals			0	412:41	62-123	.504	14-50	.280	20-29	.690	25	29	54	2.2	33	16	23	1	8	158	6.3


				Field Goals		3-Point		F-Throws		Rebounds								Scoring		
SEASON	TEAM	GP-GS	MIN/AVG	FG-FGA	FG%	3FG-3FGA	3FG%	FT-FTA	FT%	OFF	DEF	TOT	AVG	PF-FO	A	TO	BLK	STL	PTS	AVG
2025-26	WVU	25-0	413/16.5	62-123	.504	14-50	.280	20-29	.690	25	29	54	2.2	33-1	16	23	1	8	158	6.3
TOTAL		25-0	413/16.5	62-123	.504	14-50	.280	20-29	.690	25	29	54	2.2	33-1	16	23	1	8	158	6.3

Single Game Highs

Statistic	Value	
Points	25	vs Lafayette 11/17/25
Rebounds	5	vs Pittsburgh 11/13/25
Assists	2	vs Pittsburgh 11/13/25, vs Xavier 11/23/25
Steals	2	at Iowa St. 01/02/26
Blocks	1	at UCF 02/14/26
FG Made	11	vs Lafayette 11/17/25
FG Attempts	17	vs Lafayette 11/17/25
3FG Made	4	at Houston 01/13/26
3FG Attempts	5	vs Pittsburgh 11/13/25, at Houston 01/13/26
FT Made	4	vs Mississippi Val. 12/22/25, at Cincinnati 02/05/26
FT Attempts	5	vs Mississippi Val. 12/22/25

23 MORRIS UGUSUK

Guard
6-4, 180
Junior
Drive Basketball Academy |
South Carolina
Helsinki, Finland



West Virginia (2025-26)

- Grabbed two rebounds at UCF
- Had two points in 12 minutes at Arizona
- Saw six minutes of action at Houston
- Scored three points against Little Rock
- Finished with five points against Xavier
- Had five points and seven rebounds vs. Lafayette
- Finished with three points against Pitt
- Had five rebounds vs. Campbell
- Scored four points in his WVU debut vs. Mount St. Mary's

Prior to West Virginia

- Came to West Virginia from South Carolina, where he played the last two seasons
- This past season as a sophomore, he started six of 32 games played, averaging 5.9 points and 1.4 rebounds per game
- Shot 38.4% from the field, 40.7% from 3-point range and 76.9% from the free throw line
- Had a career-high 20 points against Vanderbilt, six rebounds against Florida and made four 3-point field goals in games against Texas A&M, at Virginia Tech, at Indiana and at Oklahoma
- Had 18 points at Indiana, 15 points at Oklahoma, 12 points in games at Virginia Tech and vs. Texas A&M and 10 points vs. Texas
- As a freshman in 2023-24, he saw action in 30 games, averaging 2.2 points in 10 minutes per game
- Had five points and three assists in his first collegiate game against USC Upstate
- Had a season-high five assists and zero turnovers in the win over Charleston Southern
- Had 11 points against Florida A&M and had 10 points in 11 minutes of action in the win against Missouri
- Averaged 17.2 points, 5.3 assists, 4.3 rebounds and 2.2 steals per game playing for Drive Basketball Academy in Finland
- Shot 58.8% from the floor and 60.0% from behind 3-point range
- Played for Finland at the 2022 FIBA U18 European Championship

Opponent	Date	GS	MIN	Total		3-Pointers		Free throws		Rebounds				PF	A	TO	BLK	STL	PTS	AVG
				FG-FGA	PCT	3FG-3FGA	PCT	FT-FTA	PCT	OFF	DEF	TOT	AVG							
Mount St. Mary's	11/04/2025		21:03	1-3	.333	1-3	.333	1-2	.500	1	2	3	3.0	3	1	0	0	1	4	4.0
Campbell	11/06/2025		19:35	1-2	.500	0-0	.000	0-0	.000	2	3	5	4.0	1	0	0	0	2	3.0	
Lehigh	11/09/2025		19:10	1-3	.333	0-1	.000	0-1	.000	2	1	3	3.7	0	0	0	0	2	2.7	
Pittsburgh	11/13/2025		24:27	1-3	.333	1-3	.333	0-0	.000	1	1	2	3.3	0	0	0	0	3	2.8	
Lafayette	11/17/2025		20:41	1-2	.500	1-2	.500	2-2	1.000	2	5	7	4.0	0	0	0	1	5	3.2	
vs Clemson	11/21/2025		15:60	1-2	.500	1-2	.500	0-0	.000	0	2	2	3.7	1	0	0	0	3	3.2	
vs Xavier	11/23/2025		20:24	2-5	.400	1-4	.250	0-0	.000	0	3	3	3.6	1	0	0	0	5	3.4	
Mercyhurst	11/30/2025		13:20	0-1	.000	0-1	.000	0-0	.000	1	2	3	3.5	2	0	0	0	0	3.0	
Coppin St.	12/03/2025		15:04	0-3	.000	0-3	.000	2-2	1.000	0	1	1	3.2	0	2	0	0	2	2.9	
vs Wake Forest	12/06/2025		10:22	0-1	.000	0-0	.000	0-0	.000	0	0	0	2.9	0	0	0	0	0	2.6	
Little Rock	12/09/2025		07:21	1-3	.333	1-3	.333	0-2	.000	0	1	1	2.7	0	0	0	0	3	2.6	
Mississippi Val.	12/22/2025		10:36	0-2	.000	0-1	.000	0-0	.000	0	0	0	2.5	0	0	1	0	0	2.4	
at Iowa St.	01/02/2026		02:11	0-0	.000	0-0	.000	0-0	.000	0	0	0	2.3	0	0	0	0	0	2.2	
at Houston	01/13/2026		06:21	0-0	.000	0-0	.000	0-0	.000	0	0	0	2.1	0	0	0	0	1	2.1	
at Arizona	01/24/2026		11:40	1-2	.500	0-1	.000	0-0	.000	0	0	0	2.0	0	1	1	0	2	2.1	
Kansas St.	01/27/2026		03:17	0-0	.000	0-0	.000	0-0	.000	0	0	0	1.9	1	0	0	0	0	1.9	
Baylor	01/31/2026		04:22	0-2	.000	0-2	.000	0-0	.000	1	0	1	1.8	0	0	0	0	0	1.8	
at Cincinnati	02/05/2026		00:25	0-0	.000	0-0	.000	0-0	.000	0	0	0	1.7	0	0	0	0	0	1.7	
at UCF	02/14/2026		07:02	0-0	.000	0-0	.000	0-0	.000	1	1	2	1.7	0	0	0	0	0	1.6	
Totals		0	233:20	10-34	.294	6-26	.231	5-9	.556	11	22	33	1.7	9	4	2	1	4	31	1.6

				Field Goals		3-Point		F-Throws		Rebounds									Scoring	
SEASON	TEAM	GP-GS	MIN/AVG	FG-FGA	FG%	3FG-3FGA	3FG%	FT-FTA	FT%	OFF	DEF	TOT	AVG	PF-FO	A	TO	BLK	STL	PTS	AVG
2023-24	SC	30-0	307/10.2	23-68	.338	14-48	.292	7-9	.778	6	14	20	0.7	10-0	16	15	3	5	67	2.2
2024-25	SC	32-6	712/22.3	61-159	.384	46-113	.407	20-26	.769	14	31	45	1.4	40-0	28	28	1	15	188	5.9
2025-26	WVU	19-0	233/12.3	10-34	.294	6-26	.231	5-9	.556	11	22	33	1.7	9-0	4	2	1	4	31	1.6
TOTAL FOR WVU		19-0	233/12.3	10-34	.294	6-26	.231	5-9	.556	11	22	33	1.7	9-0	4	2	1	4	31	1.6
TOTAL		81-6	1253/15.5	94-261	.360	66-187	.353	32-44	.727	31	67	98	1.2	59-0	48	45	5	24	286	3.5

Single Game Highs

Statistic	Value	
Points	20	at Vanderbilt 01/15/25
Rebounds	7	vs Lafayette 11/17/25
Assists	5	vs Charleston So. 12/16/23
Steals	3	at Vanderbilt 01/15/25
Blocks	1	5 times
FG Made	6	at Vanderbilt 01/15/25
FG Attempts	12	vs Auburn 01/11/25
3FG Made	4	4 times
3FG Attempts	9	at Oklahoma 01/18/25
FT Made	5	at Vanderbilt 01/15/25
FT Attempts	6	at Indiana 11/16/24, at Vanderbilt 01/15/25

Game #1

West Virginia 70, Mount St. Mary's 54

Nov. 4, 2025 • Hope Coliseum

Morgantown, W.Va.

Mount St. Mary's 54 • 0-1,0-0 MAAC																					
#	Player	Total				3-Ptr		Rebounds				PF		TP		A		TO		Min	
		FG	FGA	FT	FTA	FG	FGA	Off	Def	Total	Off	Def	Total	A	O	B	Stl	Blk			
01	Anastasios Rozakeas	r	3-9	2-6	1-2	1	1	2	3	9	0	3	0	3	0	3	0	3	34		
05	Trey Deveaux	r	5-11	1-4	4-6	2	4	6	3	15	0	1	0	0	1	0	0	0	33		
21	Luke McEldon	r	4-8	0-0	0-1	1	3	4	5	8	0	2	1	0	0	0	0	0	21		
04	Mason So	g	3-6	2-4	0-0	0	7	7	5	8	3	3	0	0	0	0	0	0	26		
45	Xavier Lipscomb	g	1-3	0-1	6-7	0	9	9	1	8	5	6	0	4	37						
07	Elijah Espinosa	g	0-1	0-0	0-0	0	0	0	0	0	1	1	0	0	0	0	0	0	5		
10	Patrick Haligh	g	0-2	0-2	0-0	0	2	2	3	0	0	1	1	0	0	1	0	0	22		
11	Justin Amadi	g	1-4	0-0	2-3	0	2	2	4	4	0	0	0	0	0	0	0	0	16		
23	Yakhya Diop	g	1-2	0-0	0-0	0	1	1	1	2	0	1	0	0	0	0	0	0	6		
Team		4		1		5		2													
Totals		18-46		5-17		13-19		8		30		38		25		54		10		20	
FG % 1st Half:		10-23		43.5%		2nd half:		8-23		34.8%		Game:		18-46		39.1%				Deadball	
3FG % 1st Half:		3-8		37.5%		2nd half:		2-9		22.2%		Game:		5-17		29.4%				Rebounds	
FT % 1st Half:		6-8		75.0%		2nd half:		7-11		63.6%		Game:		13-19		68.4%				3	

West Virginia 70 • 1-0,0-0 Big 12

West Virginia 70 • 1-0,0-0 Big 12																					
		Total		3-Ptr		Rebounds		Off Def Tot		PF		TP		A		TO		Blk Stl		Min	
##	Player	FG	FGA	FG	FGA	FT	FTA	Off	Def	Total	PF	TP	A	TO	Blk	Stl					
00	Brenen Lorient	r	5-9	0-0	1-2	2	11	13	3	11	1	1	1	2	35						
55	Harlan Obioha	c	0-0	0-0	5-8	1	1	2	3	5	0	0	1	1	17						
01	Jasper Floyd	g	9-13	1-1	6-9	0	1	1	25	4	3	0	5	31							
03	Honor Huff	g	3-12	3-11	7-7	0	1	1	16	1	3	0	2	38							
52	Treyesen Eaglestaff	g	0-3	0-1	1-3	0	3	3	1	1	1	1	0	0	26						
02	Amir Jenkins	g	0-2	0-1	1-2	0	1	1	0	1	1	1	0	1	13						
05	DJ Thomas	g	3-6	0-1	1-2	1	0	1	5	7	1	0	0	1	19						
23	Morris Ugusuk	g	1-3	1-3	1-2	1	2	3	3	4	1	0	0	1	21						
Team		1		3		4															
Totals		21-48		5-18		23-35		6		23		29		17		70		10		9	
FG % 1st Half:		10-25		40.0%		2nd half:		11-23		47.8%		Game:		21-48		43.8%		Deadball		Rebounds	
3FG % 1st Half:		2-8		25.0%		2nd half:		3-10		30.0%		Game:		5-18		27.8%					
FT % 1st Half:		13-21		61.9%		2nd half:		10-14		71.4%		Game:		23-35		65.7%					

Officials: John Gaffney,Tyler Kumpf,Bret Smith

Technical fouls: Mount St. Mary's-None. West Virginia-None.

Attendance: 10081

2025-26 Men's Basketball. Round: 0. Mount St. Mary's vs West Virginia. Played

Score by periods				1st				2nd				Total			
Mount St. Mary's				29	25	54	70								
West Virginia				35	35	70	70								

Last FG - MSM 2nd-01:29. WVU 2nd-01:48.

Largest lead - MSM by 31 at:05:55. WVU by 16 2nd-00:11.

MSM led for 03:35. WVU led for 31:24. Game was tied for 00:51.

Recap

West Virginia used a career-high-tying 25 points from Jasper Floyd to defeat Mount St. Mary's 70-54 in Ross Hodge's coaching debut at Hope Coliseum.

Floyd, who once tallied 25 points against Yale when he played at Fairfield, made 9 of 13 from the floor, 6 of 9 from the free throw line and handed out four assists.

Honor Huff contributed 16 points, seven of those coming from the free throw line and all three field goals coming from behind the 3-point arc, while Brenen Lorient chipped in with 11 points and 13 rebounds.

Lorient's work on the glass was significant because the Mountaineers were getting doubled up on the backboards for most of the game.

The Mount's final rebounding advantage was nine, 38 to 29, although Hodge thought some of that margin is a little bit misleading.

West Virginia's real advantage came at the free throw line where the Mount's 25 fouls resulted in 35 free throw attempts, the Mountaineers converting 23.

WVU produced 13 steals leading to those 20 Mount St. Mary's turnovers and 19 fastbreak points.

"I thought our defensive activity was probably the difference in the game," Hodge said. "We turned them over 20 times, and we only turned it over nine."

West Virginia finished 21 of 48 from the floor for 43.8% and 5 of 18 from beyond the arc for 27.8%.

"We were trying to settle in offensively and it was the first time out for a lot of these guys, and you can tell there was a little bit of squeeze and I've got to do a better job of alleviating some of that with them and try and get them some easy baskets," Hodge said.

The Mount, which connected on just 39.1% of their 46 field goal attempts, got a team-high 15 points from Trey Deveaux. No other player reached double figures.

West Virginia led 35-29 at halftime and its largest lead came at the end of the game.

"We had not been great in the closed scrimmage or the exhibition coming out at halftime, and I thought we had that little push just enough to keep them at arm's bay for the most part," Hodge said.

The Mountaineers were without senior guard Chance Moore, sitting out the first five games to satisfy NCAA transfer requirements, and senior forward Jackson Fields, who is still recovering from a preseason hand injury.

The game was the Mount's seventh appearance at the Coliseum, all losses.

Game #2

West Virginia 73, Campbell 65

Nov. 6, 2025 • Hope Coliseum

Morgantown, W.Va.

Campbell 65 • 0-2,0-0 CAA																			
		Total		3-Ptr		Rebounds													
##	Player	FG-FGA	FG-FGA	FT-FTA	Off	Def	TP	PF	TP	A	To	Blk	Stl	Min					
11	Muneer Newton	r	3-4	0-0	0-1	1	3	4	3	6	0	1	0	0	23				
13	Dovydas Butka	r	5-11	0-0	4-8	2	2	4	4	14	0	1	0	1	31				
02	Jeremiah Williamson-	g	2-8	0-3	9-10	0	0	0	3	13	0	3	0	0	29				
07	Cam Gregory	g	2-4	1-2	4-4	1	2	3	4	9	2	1	1	1	33				
09	D.J. Smith	g	3-14	1-8	4-5	1	7	8	3	11	0	1	0	1	33				
00	Chris Fields Jr.	g	1-11	0-0	4-4	7	8	15	1	10	1	1	0	0	21				
01	Tasos Cook	g	1-1	0-0	0-0	0	1	1	2	2	2	0	0	1	18				
22	Dominikyas Butka	g	0-1	0-1	0-0	0	0	0	0	0	0	0	0	0	8				
23	Daniel Marcellinus	g	0-0	0-0	0-0	0	1	1	3	0	0	1	0	1	4				
Team		2		4		1													
Totals		19-54		2-14		25-32		14		26		40		23		65		5 12 1 5 20	
FG % 1st Half: 7-24 29.2%		2nd half: 12-30 40.0%		Game: 19-54 35.2%		2nd half: 2-14 14.3%		Deadball		Rebounds									
3FG % 1st Half: 1-8 12.5%		2nd half: 1-6 16.7%		Game: 2-14 14.3%															
FT % 1st Half: 10-14 71.4%		2nd half: 15-18 83.3%		Game: 25-32 78.1%															

West Virginia 73 • 2-

Game #4

West Virginia 71, Pitt 49

Nov. 13, 2025 • Hope Coliseum

Morgantown, W.Va.

Pittsburgh 49 • 3-1,0-0 ACC															
#	Player	Total	3-Ptr	Rebounds			PF	TP	A	TO	Bk	Stl	Min		
		FG-FGA	FG-FGA	FT-FTA	Off	Def	Tot								
02	Cameron Corhen	f	6-8	1-1	1-2	2	8	10	2	14	2	2	2	2	35
13	Roman Sulepa	f	2-5	1-3	1-2	0	3	3	2	6	0	0	0	1	31
03	Brandin Cummings	g	3-13	1-8	0-0	2	0	2	2	7	2	3	0	0	33
07	Damarco Minor	g	1-9	0-4	2-2	0	4	4	1	4	3	1	1	0	34
08	Omari Witherspoon	g	5-10	1-2	0-0	0	2	2	11	4	3	2	0	0	38
04	Papa Amadou Kante		1-1	0-0	0-0	0	4	4	4	2	0	1	0	0	13
22	Bryan Dunning Jr.		0-0	0-0	0-0	0	0	0	0	0	0	0	0	0	2
25	Nojus Indrusaitis		2-7	1-2	0-0	0	1	1	2	5	1	1	0	1	14
Team						2	3	5			1				
Totals			20-53	5-20	4-6	6	25	31	15	49	12	12	5	4	200
FG % 1st Half: 10-26 38.5% 2nd half: 10-27 37.0% Game: 20-53 37.7%															
3FG % 1st Half: 2-11 18.2% 2nd half: 3-9 33.3% Game: 5-20 25.0%															
FT % 1st Half: 3-4 75.0% 2nd half: 1-2 50.0% Game: 4-6 66.7%															

West Virginia 71 • 4-0,0-0 Big 12															
#	Player	Total	3-Ptr	Rebounds			PF	TP	A	TO	Bk	Stl	Min		
		FG-FGA	FG-FGA	FT-FTA	Off	Def	Tot								
00	Brenen Lorient	f	3-7	0-3	0-0	1	2	3	3	6	0	1	3	2	24
55	Harlan Obioha	c	8-9	0-0	3-4	1	5	6	2	19	2	1	2	0	30
01	Jasper Floyd	g	4-8	1-1	4-5	0	5	5	1	13	7	2	0	3	29
03	Honor Huff	g	2-10	2-8	9-12	1	4	5	3	15	0	0	0	1	28
52	Treylen Eaglestaff	g	1-6	1-4	0-0	0	1	1	0	3	1	2	0	0	27
02	Amir Jenkins		1-4	0-0	0-0	0	2	2	1	2	1	0	0	0	12
04	Jayden Forsythe		0-0	0-0	0-0	0	0	0	0	0	0	0	0	0	1
05	DJ Thomas		4-9	2-5	0-0	1	4	5	1	10	2	0	0	0	23
21	Niyol Hauet		0-0	0-0	0-0	0	0	0	0	0	0	0	0	0	1
23	Morris Ugusuk		1-3	1-3	0-0	1	1	2	0	3	0	0	0	0	25
Team						3	2	5							
Totals			24-56	7-24	16-21	8	26	34	11	71	13	6	5	6	200
FG % 1st Half: 13-31 41.9% 2nd half: 11-25 44.0% Game: 24-56 42.9%															
3FG % 1st Half: 4-15 26.7% 2nd half: 3-9 33.3% Game: 7-24 29.2%															
FT % 1st Half: 4-5 80.0% 2nd half: 12-16 75.0% Game: 16-21 76.2%															

Officials: Marques Pettigrew,Roger Ayers,Kipp Kissinger
Technical fouls: Pittsburgh-Nojus Indrusaitis; Cameron Corhen; TEAM, West Virginia-None.
Attendance: 12453
2025-26 Men's Basketball, Round: 0, Pittsburgh vs West Virginia, Played at Hope

Score by periods	1st	2nd	Total
Pittsburgh	25	24	49
West Virginia	34	37	71

Last FG - UP 2nd-00:49, WVU 2nd-04:43.
Largest lead - UP by 7 1st-08:01, WVU by 24 2nd-04:43.
UP led for 08:15, WVU led for 31:32, Game was tied for 00:13.

Recap

West Virginia used some tenacious defense to smother rival Pitt 71-49 at Hope Coliseum.

The Mountaineers limited the Panthers to just 25% shooting from 3 and 37.7% overall while forcing 12 turnovers that resulted in 21 points, much to the delight of the 12,453 in attendance on a week night.

It was the largest margin of victory for WVU against Pitt in the 55-year history of Hope Coliseum and Pitt's 49 points scored marked the Panthers' lowest output in Morgantown since scoring 34 points in 1949.

Senior center Harlan Obioha scored a season-high 19 points while senior guard Honor Huff added 15 for WVU.

Guard Jasper Floyd contributed 13 points and freshman forward DJ Thomas tallied all 10 of his points in the first half.

Pitt (3-1) led by seven, 21-14, with 8:01 left in the first half before coming unglued.

Huff got things going with a 3 and then Thomas added a layup to begin an 18-2 run over a four-minute stretch that saw the Panthers' lone basket coming from Brandin Cummings.

Pitt's field goal drought lasted more than 10 minutes and extended into the second half. By the time coach Jeff Capel used his second timeout with 16:29 left, West Virginia was comfortably ahead 46-25.

Threes by Nojus Indrusaitis, Roman Sulepa and Cameron Corhen helped get Pitt's deficit down to 10, 50-40, but West Virginia answered with baskets by Brenen Lorient, Obioha and a 3 by Huff.

After that, it became a free throw shooting contest because of technical fouls called on Indrusaitis, Corhen and Capel. That's only partly why West Virginia had a 21 to 6 advantage at the free throw line. The other reason was the Panthers settling for jump shots while the Mountaineers were getting the ball inside to Obioha, Thomas and Lorient.

West Virginia outscored Pitt 32 to 20 in the paint, 24 of those coming on layups. The Mountaineers were successful on 32 of their 64 possessions while the Panthers could only manage baskets on 22 of their 61 possessions.

Corhen led Pitt with 12 points and 10 rebounds. Omari Witherspoon added 11 while Cummings, Pitt's leading scorer, finished with just 7 on 3 of 13 shooting.

Floyd's stat line included seven assists, five rebounds and three steals for the Mountaineers.

Obioha led West Virginia with six rebounds while connecting on 8 of his 9 field goal attempts.

WVU had a 34 to 31 edge on the glass overall. Overall, West Virginia owns a 102-90 advantage in all-time play.

Game #5

West Virginia 81, Lafayette 59

Nov. 17, 2025 • Hope Coliseum

Morgantown, W.Va.

Lafayette 59 • 1-4,0-0 Patriot															
#	Player	Total	3-Ptr	Rebounds			PF	TP	A	TO	Bk	Stl	Min		
		FG-FGA	FG-FGA	FT-FTA	Off	Def	Tot								
21	Andrew Phillips	f	7-15	3-6	2-2	2	1	3	0	19	1	1	0	1	34
22	Christian Humphrey-R	f	2-4	2-4	0-0	2	6	8	2	6	1	1	1	1	30
34	Shareef Jackson	f	2-7	0-0	2-4	1	3	4	3	6	1	4	0	0	24
01	Caleb Williams	g	5-10	4-8	2-2	1	4	5	3	16	4	4	0	0	33
10	Mark Butler	g	3-7	0-0	1-2	0	1	1	3	7	5	3	0	1	36
00	Ryan Pettit		1-5	1-4	0-0	0	0	0	2	3	2	1	0	0	26
24	Folabomi Fayemi		0-0	0-0	0-0	0	1	1	1	0	0	0	0	0	2
34	Luke Bevilacqua		0-1	0-0	2-2	0	2	2	3	2	0	4	1	1	15
Team						0	1	1			1				
Totals			20-49	10-22	9-12	6	19	25	17	59	14	19	2	6	200
FG % 1st Half: 9-23 39.1% 2nd half: 11-26 42.3% Game: 20-49 40.8%															
3FG % 1st Half: 2-11 18.2% 2nd half: 6-14 42.9% Game: 10-22 45.5%															
FT % 1st Half: 3-4 75.0% 2nd half: 6-8 75.0% Game: 9-12 75.0%															

West Virginia 81 • 5-0,0-0 Big 12															
#	Player	Total	3-Ptr	Rebounds			PF	TP	A	TO	Bk	Stl	Min		
		FG-FGA	FG-FGA	FT-FTA	Off	Def	Tot								
00	Brenen Lorient	f	3-7	0-2	3-4	2	3	5	2	9	4	1	0	0	19
55	Harlan Obioha	c	1-5	0-0	1-4	3	2	5	2	3	2	0	0	0	25
01	Jasper Floyd	g	1-5	0-1	0-0	0	3	3	2	2	6	3	0	2	25
03	Honor Huff	g	8-11	8-9	0-0	0	1	1	3	24	0	3	0	1	34
52	Treylen Eaglestaff	g	1-4	0-2	2-3	1	4	5	3	4	1	0	2	2	23
02	Amir Jenkins		3-6	0-1	3-5	1	2	3	1	9	5	1	0	1	21
04	Jayden Forsythe		0-1	0-1	0-0	0	2	2	0	0	0	0	0	0	3
05	DJ Thomas		11-17	0-2	3-3	3	0	3	2	25	1	2	0	0	29
23	Morrie Uguisuk		1-2	1-2	2-2	2	5	7	0	5	0	0	1	0	21
Team						0	2	2							
Totals			29-58	9-20	14-21	12	24	36	15	81	19	10	3	6	200
FG % 1st Half: 13-32 40.6% 2nd half: 16-26 61.5% Game: 29-58 50.0%															
3FG % 1st Half: 6-16 37.5% 2nd half: 3-4 75.0% Game: 9-20 45.0%															
FT % 1st Half: 4-6 66.7% 2nd half: 10-15 66.7% Game: 14-21 66.7%															

Officials: Keith Patterson,Antonio Petty,Doug Simmons
Technical fouls: Lafayette-None. West Virginia-None.
Attendance: 9360
2025-26 Men's Basketball, Round: 0, Lafayette vs West Virginia, Played at Hope

Score by periods	1st	2nd	Total
Lafayette	25	34	59
West Virginia	36	45	81

Last FG - LAF 2nd-02:12, WVU 2nd-00:09.
Largest lead - LAF None. WVU by 24 2nd-11:25.
LAF led for 00:00, WVU led for 37:23, Game was tied for 02:37.

Recap

Freshman DJ Thomas' season-high 25 points led West Virginia to an 81-58 victory over Lafayette at Hope Coliseum.

Thomas made 11 of 17 from the floor and all three free throw attempts while Honor Huff flirted with the school 3-point field goal record of nine held by Alex Ruoff.

Huff, who contributed 24 points, got all of them from behind the 3-point arc, including his eighth triple with 11:25 still remaining to give WVU its biggest lead at 58-34.

Because Huff was shooting so well from behind the arc, making 8 of 9, that opened up the paint for Thomas to do his damage.

"I thought DJ did a great job of just being a recipient of them double-teaming and getting in pockets," West Virginia coach Ross Hodge said. "(Brenen Lorient) played a great floor game with four assists and one turnover and Harlan (Obioha) had two assists, and a lot of those were just DJ finding those open crevasses." For us, 19 assists on 29 baskets is incredible." After his last 3, Huff didn't take another shot and West Virginia saw its lead dwindle to 12 with 2:12 left. But the final 10 points of the game were scored by the Mountaineers.

Thomas is the fifth different player to lead the team in scoring and the fourth different player to surpass the 20-point mark in a game so far this year.

Amir Jenkins contributed a season-high 9 points and Brenen Lorient added 9 to go with five rebounds and four assists.

Junior guard Morris Ugusuk had a solid all-around game with 5 points and a team-best seven rebounds.

"Morris just does so many little things and even in the first half, outside of Honor we were struggling to make some perimeter shots, he stepped right in there and made it," Hodge said. "He's bought in as much as anybody we have." Lafayette was led by Andrew Phillips' 19 points. Caleb Williams chipped in with 16.

West Virginia was 29 of 58 from the floor for 50%, including 9 of 20 from 3-point distance. Lafayette finished 10 of 22 from behind the arc to help offset its 19 turnovers.

WVU had a 36 to 25 advantage on the glass.

"I thought our defensive intensity was pretty good for the most part, in the first half in particular," Hodge said. "I thought we some busted plays where they had some late shot-clock makes when I thought we defended pretty well but a ball squirted out and they got it.

"That was probably the most disappointing thing to me was we had so many opportunities for loose balls that we just didn't quite come up with," he added.

Game #6

Clemson 70, West Virginia 67

Nov. 21, 2025 • TD Arena

Charleston, S.C. • Shriners Children's Charleston Classic

West Virginia 67 • 5-1,0-0 Big 12																	
#	Player	F	3-Ptr			Rebounds					PF	TP	A	T	Bk	St	Min
			FG-FGA	FG-3	FT-FTA	Off	Def	Total									
00	Brenner Lorient	f	1-7	0-3	2-2	1	4	5	4	4	1	0	1	0	1	0	25
05	Harlan Obhof	c	0-4	0-0	0-2	5	4	9	3	0	2	0	0	0	1	0	26
08	Gray Treadwell	f	2-4	2-4	2-4	1	1	2	1	3	1	0	1	0	1	0	38
03	Honor Huja	f	5-6	3-4	0-5	0	1	1	3	17	0	1	0	1	0	1	38
22	Treylen Eaglestaff	g	2-9	1-5	0-0	1	2	3	1	5	1	1	0	1	0	1	17
02	Amir Jenkins	c	3-5	0-0	2-2	0	3	3	0	8	4	0	0	0	0	0	19
08	DJ Thomas	c	0-3	0-2	0-0	0	0	0	0	0	0	0	0	0	0	0	9
13	Chance Moore	f	6-12	2-3	2-4	1	4	5	2	16	1	1	2	2	2	2	24
20	Morris Ugoisuk	f	1-2	1-2	0-0	0	2	2	1	3	0	0	0	0	0	0	16
	Team					1	3	4									
Totals			23-57	12-33	12-19	9	24	33	17	67	9	8	3	8	0	0	200
FG % 1st Half: 12-30 40.0% 2nd Half: 11-27 40.7% Game: 23-57 40.4%																	
3FG % 1st Half: 4-12 33.3% 2nd Half: 5-11 45.5% Game: 9-23 39.1%																	
																Deadball	Rebounds

Game #7

Xavier 78, West Virginia 68

Nov. 23, 2025 • TD Arena

Charleston, S.C. • Shriners Children's Charleston Classic

West Virginia 68 • 5-2,0-0 Big 12

#	Player	Total		3-Ptr		Rebounds		PF	TP	A	TO	Bk	Stl	Min											
		FG	FGA	FG	FGA	FT	FTA																		
00	Brenen Lorient	5	10	1	3	0	3	3	11	1	2	3	3	30											
55	Harlan Obioha	1	3	0	0	1	2	0	2	3	0	2	0	15											
01	Jasper Floyd	2	5	1	1	0	0	6	6	2	5	3	2	0	4	25									
03	Honor Huff	4	10	2	7	6	6	0	1	1	16	1	0	0	0	35									
52	Treysen Eaglestaff	8	15	0	5	4	4	3	2	5	0	20	4	1	1	0	30								
05	Amir Jenkins	1	4	1	1	1	2	0	0	0	2	4	2	0	0	0	15								
02	DJ Thomas	2	3	0	0	0	0	1	3	4	1	2	1	0	0	0	19								
13	Chance Moore	0	3	0	1	0	0	2	3	3	1	0	0	1	0	0	11								
23	Morris Ugusuk	2	5	1	4	0	0	0	3	3	1	5	0	0	0	0	20								
Team																									
Totals		25-58		6-22		12-15		7		26		33		13		68		13		11		4		200	

FG % 1st Half: 12-32 37.5% 2nd half: 13-26 50.0% Game: 25-58 43.1%
3FG % 1st Half: 3-12 25.0% 2nd half: 3-10 30.0% Game: 6-22 27.3%
FT % 1st Half: 1-1 100.0 2nd half: 11-14 78.6% Game: 12-15 80.0%

Xavier 78 • 4-3,0-0 Big East

#	Player	Total	FG	FGA	3-Ptr	FT	FTA	Rebounds	Off	Def	TP	TP	A	TO	Bk	Stl	Min
04	Filip Borovicinan	4	7	1	2	0	0	1	5	6	1	9	4	2	2	1	33
12	Tre Carroll	6	11	5	6	0	0	1	4	5	1	17	3	1	2	1	36
24	Jovan Milicevic	8	14	5	8	0	0	7	7	3	21	2	2	1	1	35	
01	Malik Messina-Moore	0	2	0	1	0	0	4	4	1	0	1	1	0	0	24	
03	All Wright	4	7	4	4	2	2	2	2	4	14	4	3	0	0	30	
00	Roddie Anderson III	2	11	1	4	6	6	0	1	1	22	11	5	1	0	1	25
07	Isiah Walker	1	3	0	0	4	4	1	0	1	0	6	0	0	0	0	8
21	Anthony Robinson	0	0	0	0	0	0	4	4	0	0	0	0	0	0	0	9
	Team							1	0	1							
Totals		25-55	16-25	12-12	4	27	31	16	78	19	10	5	4	200			

FG % 1st Half: 11-26 42.3% 2nd half: 14-29 48.3% Game: 25-55 45.5%
3FG % 1st Half: 8-13 61.5% 2nd half: 8-12 66.7% Game: 16-25 64.0%
FT % 1st Half: 6-6 100.0 2nd half: 6-6 100.0 Game: 12-12 100.0

Officials: Jason Garretson, Evon Burroughs, Chuck Jones
Technical fouls: West Virginia-None, Xavier-None.
Attendance: 3823
2025-26 Men's Basketball, Round: 0, West Virginia vs Xavier, Played at TD Arena

Score by periods	1st	2nd	Total		In	Off	2nd	Fast	
West Virginia	28	40	68	Points	Paint	T/O	Chance	Break	Bench
Xavier	36	42	78	WVU	32	8	9	3	13
				XU	14	12	5	5	17

Last FG - WVU 2nd-00:29, XU 2nd-00:57.
Largest lead - WVU by 8 1st-16:31, XU by 13 2nd-00:57.
WVU led for 12:28, XU led for 26:40, Game was tied for 00:52.

Recap

Xavier made 16 of 25 from 3-point range to defeat West Virginia 78-68 in the third-place game of the Shriners Children's Charleston Classic at TD Arena in Charleston, South Carolina.

The 16 triples matched the most ever made by a Mountaineer opponent done seven different times now.

"We just allowed them to establish a comfort zone and a rhythm offensively," West Virginia coach Ross Hodge said afterward. "We weren't impactful enough on the defensive end of the floor and they were able to move the ball freely and find the open man."

"When they found the open man, they didn't miss," he added.

Five different Musketeers players made 3s, led by Jova Milicevic and Tre Carroll, who connected on five each. All Wright made all four of his 3s and Xavier got one each from Filip Borovicinan and Roddy Anderson III.

Milicevic led all scorers with 21 points while Carroll chipped in with 17.

Xavier, which made just 9 of its 30 field goal attempts inside the 3-point line, was 12 of 12 from the free throw line.

West Virginia led by eight with 9:26 left in the first half on Morris Ugusuk's layup, but Xavier closed out the half on a 21-5 run to take a 36-28 halftime lead.

The Mountaineers got the deficit down to three, 44-41, on Treysen Eaglestaff's short jumper, and was trailing by five, 66-61, on two Honor Huff free throws. But Xavier answered with a Wright 3 and then got a bank-shot 3 from Borovicinan with 3:36 remaining to push the lead back to nine.

Two Wright free throws with 37 seconds left gave Xavier its biggest lead of the game at 13.

"We haven't been able to have that consistent other player," Hodge observed. "Chance (Moore) was really good a night ago and Harlan (Obioha) was really good against Pitt, but we need a little more consistency, and we need practice which is what we're going to get this week."

Huff scored all 16 of his points in the second half while Brenen Lorient ended the afternoon with 11.

West Virginia (5-2) outscored Xavier 32 to 14 in the paint, and had a 33 to 31 edge on the glass, but unfortunately 3 counts more than 2 and the Musketeers made 10 more than the Mountaineers.

"We felt going into the game that we were going to have an advantage physically, but we weren't able to establish that," Hodge explained. "That's where the disappointment comes on my end. We missed 33 shots and really only had three offensive rebounds, seven for the game, but two were team and Trey got a couple at the very end."

Game #8

West Virginia 70, Mercyhurst 38

Nov. 30, 2025 • Hope Coliseum

Morgantown, W.Va.

Mercyhurst 38 • 3-5,0-0 NEAC

#	Player	Total		3-Ptr		Rebounds		PF	TP	A	TO	Bk	Stl	Min											
		FG	FGA	FG	FGA	FT	FTA																		
03	Cameron Johnson	2	6	0-2	1-5	1	2	3	2	5	1	3	0	1	29										
12	Qadir Martin	1	2	0-0	0-2	1	2	5	6	3	4	0	2	1	31										
04	Bernie Blunt	6	12	2-4	0-1	0	1	0	1	14	2	1	0	0	28										
10	Christian Gamble	1	4	0-1	0-0	0	1	1	0	2	0	2	0	0	22										
11	Jake Lemelman	2	9	2-4	0-0	0	1	1	6	0	4	0	0	0	24										
01	Sean Lang	0	0	0-0	0-1	0	1	0	2	1	0	0	0	0	7										
02	Brady Conner	0	0	0-0	0	0	1	1	0	0	1	0	0	1	5										
07	Deshaun Jackson Jr.	2	4	0-0	0-1	0	3	3	4	1	0	0	0	0	17										
15	Kaden Fuhrmann	1	2	1-2	0-0	0	1	1	3	3	0	1	0	0	10										
23	Or Faran Frenkel	0	1	0-0	0-0	0	0	0	0	0	0	0	0	0	6										
33	Vladimir Pavlovic	0	0	0-0	0-0	0	0	0	1	0	1	0	0	0	4										
34	James Thomas	0	3	0-0	0-2	0	2	2	2	1	0	1	0	0	17										
Team																									
Totals		16-48		5-13		1-8		6		21		27		15		38		15		2		3		200	

FG % 1st Half: 9-24 37.5% 2nd half: 7-24 29.2% Game: 16-48 33.3%
3FG % 1st Half: 4-7 57.1% 2nd half: 1-6 16.7% Game: 5-13 38.5%
FT % 1st Half: 0-1 0.0% 2nd half: 1-7 14.3% Game: 1-8 12.5%

West Virginia 70 • 6-2,0-0 Big 12

PG	1st half	4-10	57.1%	zho	1-6	16.7%	Game:	5-13	38.5%	Rebound:	3-10	30.0%
PT	2nd half	0-1		FT	1-2	50.0%	Game:	3-8	37.5%			

West Virginia 70 • 6-2-0 Big 12																			
#	Player	FG	FGA	3-Ptr	FG	FGA	FT	FTA	Off	Def	TP	PF	TP	A	TO	Bk	Stl	Min	
00	Brenen Lorient	4	5	0-0	1-2	0	5	5	4	9	2	1	1	0	19				
55	Harlan Obioha	2	4	0-0	0-0	0	1	4	5	0	4	2	1	1	20				
01	Jasper Floyd	1	5	0-1	3-3	1	0	1	3	5	4	1	0	3	24				
03	Honor Huff	2	6	2-5	0-0	0	1	1	2	6	2	0	0	3	26				
52	Treysen Eaglestaff	4	9	1-4	0-0	1	7	8	0	9	0	1	1	1	27				
02	Amir Jenkins	4	7	1-2	1-4	2	1	3	0	10	3	0	0	0	22				
04	Jayden Forsythe	1	3	1-3	0-0	0	0	1	3	0	0	0	0	0	6				
05	DJ Thomas	1	2	0-0	2-3	2	1	3	2	4	1	3	0	0	12				
13	Chance Moore	4	8	0-1	3-4	6	9	1	11	1	2	0	0	0	17				
15	Jackson Fields	3	5	0-1	3-4	2	3	2	9	2	0	0	0	0	11				
21	Niyol Huet	0	0	0-0	0-0	0	0	1	2	3	2	0	0	0	2				
23	Morris Ugusuk	0	1	0-1	0-0	1	2	3	2	9	2	0	0	0	14				
Totals		26-55		5-18		13-20		14		30		44		17		4		80	

FG % 1st Half: 16-25 64.0% 2nd half: 10-30 33.3% Game: 26-55 47.3%
3FG % 1st Half: 5-7 71.4% 2nd half: 3-13 23.1% Game: 5-18 27.8%
FT % 1st Half: 2-5 40.0% 2nd half: 8-13 61.5% Game: 13-20 65.0%

Officials: Keith Patterson, Tony Padilla, Doug Simmons
Technical fouls: Mercyhurst-None, West Virginia-None.
Attendance: 10319
2025-26 Men's Basketball, Round: 0, Mercyhurst vs West Virginia, Played at Hop

FG % 1st Half: 16-25	64.0%	2nd half: 10-30	33.3%	Game: 26-55	47.3%	Deadball Rebound 1
3FG % 1st Half: 2-5	40.0%	2nd half: 3-13	23.1%	Game: 5-18	27.8%	
FT % 1st Half: 5-7	71.4%	2nd half: 8-13	61.5%	Game: 13-20	65.0%	

Last FG - MERCY 2nd-01:16, WVU 2nd-00:33.
Largest lead - MERCY 1st-00:00, WVU by 33 2nd-08:31.
MERCY led for 00:00, WVU led for 39:32, Game was tied for 01:08.

Recap

West Virginia limited Mercyhurst to just 16 second-half points in a 70-38 victory over the Lakers at Hope Coliseum.

It was the fewest points a Mountaineer opponent has scored since Coppin State scored 38 points at the Coliseum on Dec. 20, 2017.

Mercyhurst shot just 33.3% overall and really couldn't do much outside of senior guard Bernie Blunt III's game-high 14 points. Ten of those came during a six-minute stretch in the first half when the Lakers were still in the game.

"Really, the only complaint I have defensively was that one little stretch when we let Bernie Blunt going, their best player," Hodge said. "We were late on some rotations. We were switching a lot, which when you switch a lot you can be guarding a drive then all of a sudden you could be guarding the sniper, and we didn't identify those guys (quickly enough)."

The Mountaineers (6-2) closed out the first half on a 17-5 run to take a 39-22 lead into the locker room at intermission.

West Virginia's largest lead was 33 points with 5:50 remaining.

Twelve different players got into the game and 10 got into the scoring column, led by Chance Moore's 11 points. He becomes the seventh different player in eight games to lead the team in scoring.

Freshman guard Amir Jenkins finished with 10, his first double-digit scoring effort for the season.

Game #10

Wake Forest 75, West Virginia 66

Dec. 6, 2025 • Charleston Coliseum

Charleston, W.Va. • Holiday Hoopfest

Wake Forest 75 • 7-3,0-0 ACC

#	Player	Total	3-Ptr	Rebounds				PF	TP	A	T	Blk	Stl	Min			
		FG	FGA	FT	FTA	Off	Def										
00	Omaha Billew	f	2-4	1-2	2-2	1	0	1	3	7	0	0	0	24			
02	Juke Harris	f	9-17	7-12	3-4	1	4	5	2	28	0	2	0	26			
25	Tre'Von Spillers	f	8-13	0-1	0-0	2	2	4	1	16	1	0	3	36			
01	Nate Calmese	g	2-4	0-2	0-1	1	2	3	1	4	10	3	1	40			
06	Myles Colvin	g	3-7	0-2	2-4	4	3	7	3	8	3	2	0	28			
07	Isaac Carr	g	0-0	0-0	0-0	0	0	0	1	0	0	0	0	18			
08	Mekhi Mason	g	1-3	1-2	0-0	2	3	3	3	1	1	0	1	18			
10	Sebastian Akins	g	2-3	0-1	0-0	0	0	0	1	4	2	1	0	10			
11	Marque Marion	g	0-1	0-1	0-0	0	0	0	1	0	0	0	0	3			
13	Cooper Schwiager	g	2-5	1-2	0-0	1	0	1	3	5	0	0	0	17			
Team						2		2									
Totals		29-57		10-25		7-11		14		14		28		19	15	11	200
FG % 1st Half: 14-29 48.3%		2nd half: 15-28 53.6%		Game: 29-57 50.9%		3FG % 1st Half: 4-12 33.3%		2nd half: 6-13 46.2%		Game: 10-25 40.0%		Deadball Rebounds 1					
FT % 1st Half: 2-5 40.0%		2nd half: 6-8 75.0%		Game: 7-11 63.6%													

West Virginia 66 • 7-3,0-0 Big 12

#	Player	Total	FG-FGA	3-Ptr	FT-FTA	Off	Def	Reb	PF	TP	A	T	Blk	Stl	Min
00	Brenen Lorient	f	1-5	0-3	3-4	2	1	3	2	5	1	5	1	1	22
55	Harlan Obioha	c	2-3	0-0	1-2	4	1	5	1	5	0	2	1	1	13
01	Jasper Floyd	g	1-3	1-2	0-1	1	1	2	1	3	3	2	0	1	10
03	Honor Huff	g	7-20	5-18	5-5	0	1	1	2	24	1	4	1	0	39
52	Treysen Eaglestaff	g	0-0	0-0	0-0	1	3	4	2	0	1	2	0	1	19
02	Amir Jenkins	g	0-2	0-1	2-3	0	1	4	2	0	1	0	2	2	23
05	DJ Thomas	g	2-4	0-1	0-0	2	2	4	0	4	1	0	0	0	8
13	Chance Moore	g	6-11	0-2	4-6	2	6	8	0	16	1	1	0	0	28
14	Jackson Fields	g	2-3	0-1	2-2	2	1	4	1	7	1	0	1	0	18
23	Morris Ugusuk	g	0-1	0-0	0-0	0	0	0	0	0	0	0	0	0	10
Team						4	0	4							
Totals			21-52	6-28	18-24	19	17	36	13	66	9	18	3	6	200
FG % 1st half: 10-29 34.5%		2nd half:	11-23 47.8%	Game: 21-52 40.4%		3FG % 1st Half: 4-18 22.2%		2nd half:	2-10 20.0%	Game: 6-28 21.4%		Deadball Rebounds		4	
FT % 1st half: 10-13 76.9%		2nd half:	8-11 72.7%	Game: 18-24 75.0%											

Officials: James Duke,Shane Staggs,Adam Flore

Technical fouls: Wake Forest-None, West Virginia-None.

Attendance: 10221

2025-26 Men's Basketball, Round: 0, Wake Forest vs West Virginia, Played at Ch

Score by periods	1st	2nd	Total
Wake Forest	34	41	75
West Virginia	34	32	66

Last FG - WF 2nd-00:26, WVU 2nd-00:17.

Largest lead - WF by 12 1st-05:45, WVU by 3 1st-17:25.

WF led for 31:57, WVU led for 02:58. Game was tied for 05:05.

Recap

Wake Forest used 28 points from Juke Harris to defeat West Virginia 75-66 in the GoMart Holiday Hoopsfest at the Charleston Coliseum.

The Demon Deacons shot 50.9% from the floor, connecting on 29 of their 57 field goal attempts, while cashing in on the Mountaineers' 17 turnovers which resulted in 25 points.

"Coming into the game, we knew a big thing for them was points off turnovers and their second-chance points, and if you add that up that was 35 points in a game that we didn't shoot the ball well enough," West Virginia coach Ross Hodge said. "But you could overcome (the poor shooting) if we could have taken better care of the ball."

Wake made 10 of 25 from 3-point distance while WVU connected on only six of its 27 triples, five of those coming from guard Honor Huff, who finished with a team-high 24.

Seventeen of Huff's 20 field goal attempts came from behind the arc, including several contested ones.

Wake Forest led by 12 with 5:45 left in the first half before West Virginia went on a 19-7 run to close out the half to tie the game at 34 at intermission. Huff keyed the spurt with three triples and 12 points.

The Demon Deacons again built their lead to 12 points seven minutes into the second half and kept it around there until Huff strung together a couple of threes sandwiched between a Chance Moore free throw to reduce Wake's lead to 61-56 with 5:30 left.

Harris missed a 3, but Nate Calmese grabbed the rebound and scored. At the other end, Amir Jenkins missed on open 3 from the wing and Tre'Von Spillers turned the missed into a dunk at the other end, pushing the lead back to nine.

The lead got back to 11 on Wake's next possession, following Moore's missed a 3, when Spillers got another close one.

A Harris 3 pushed the lead back to 12 with 1:52 left and his final one with 26 seconds remaining was the dagger.

Spillers contributed 16 for Wake Forest.

Moore was the only complementary scoring threat for West Virginia with 16 coming off the bench. The rest of WVU's starters scored 13 points on a combined 4 of 11 shooting.

Overall, West Virginia (7-3) shot 40.4%, hitting on 21 of its 52 field-goal tries and remained in the game as a result of its 20 offensive rebounds, the most by a Mountaineer team in nearly four years. WVU had a 38 to 26 edge on the glass.

The free throw line was also helpful to WVU, which made 18 of 24 compared to just 7 of 11 for Wake Forest.

An announced crowd of 10,221 attended the game.

Game #11

West Virginia 90, Little Rock 58

Dec. 9, 2025 • Hope Coliseum

Morgantown, W.Va.

Little Rock 58 • 2-8,0-0 OVC

#	Player		Total	3-Ptr	Rebounds											
			FG	FGA	FG	FGA	FT	FTA	Off	Def	TP	A	T	Blk	Stl	Min
10	Caleb Pennyfeather	f	3-7	0-0	0-0	3	2	5	0	6	0	1	1	1	22	
15	Kachi Nzeh	f	0-5	0-2	1-2	1	3	4	2	1	1	0	1	0	31	
00	Braxton Bayless	g	3-9	0-1	0-0	1	1	2	1	6	1	4	0	1	33	
05	Christian Hughes	g	0-1	0-0	0-0	0	1	1	2	0	1	0	0	0	8	
11	Johnathan Lawson	g	3-8	2-4	3-3	0	2	2	1	11	3	4	0	2	26	
02	Joseph Thomas	g	0-0	0-0	0-0	0	0	2	0	0	0	0	0	0	5	
12	Trease Steele Jr.	g	2-3	2-3	0-3	1	0	1	0	6	0	0	0	0	9	
22	Truman Claytor IV	g	2-6	1-3	0-0	0	0	0	0	5	0	1	0	0	22	
24	Cameron Wallace	g	8-19	1-5	6-8	4	5	0	7	23	4	1	0	0	34	
Totals			21-58	6-18	10-16	13	16	29	12	58	11	11	2	7	200	
FG % 1st Half: 8-28		28.6%	2nd half: 13-30		43.3%	Game: 21-58		36.2%		Deadball Rebounds 3						
3FG % 1st Half: 1-5		20.0%	2nd half: 5-13		38.5%	Game: 6-18		33.3%								
FT % 1st Half: 6-7		85.7%	2nd half: 4-9		44.4%	Game: 10-16		62.5%								

West Virginia 90 • 8-3,0-0 Big 12

#	Player	FG	FGA	FG	FGA	FT	FTA	Off	Def	PF	TP	A	To	Blk	Stl	Min				
00	Brenen Lorient	f	4-6	0-0	0-0	6	1	7	2	8	2	1	1	1	1	22				
55	Harlan Obioha	c	1-2	0-0	2-4	2	5	7	0	4	1	0	0	0	0	20				
01	Jasper Floyd	g	1-3	1-0	0-0	0	2	2	1	2	6	3	0	0	0	19				
03	Honor Huff	g	8-13	8-11	0-0	0	1	1	1	24	2	1	0	0	0	31				
52	Treysen Eaglestaff	g	8-14	5-10	2-2	1	0	1	2	23	1	0	0	0	0	24				
02	Amir Jenkins	g	2-3	0-1	1-4	1	3	4	1	5	6	1	0	0	0	18				
04	Jayden Forsythe	g	1-1	1-1	0-0	0	0	0	0	3	0	0	0	0	0	4				
05	DJ Thomas	g	2-2	0-0	0-1	0	1	1	2	4	1	2	0	0	0	18				
13	Chance Moore	g	4-8	0-1	4-4	3	3	6	1	12	2	1	0	0	0	15				
14	Jackson Fields	g	1-3	0-1	0-0	0	7	7	1	2	1	1	0	0	0	29				
21	Niyol Huet	g	0-1	0-1	0-0	0	0	0	1	0	0	0	0	0	0	3				
23	Morris Ugusuk	g	1-3	1-3	0-2	0	1	1	0	3	0	0	0	0	0	7				
Team																				
Totals		33-59		15-30		9-17		15		27		42		90		22	10	1	9	200
FG % 1st Half: 17-29 58.6%		2nd half: 16-30 53.3%		Game: 33-59 55.9%		3FG % 1st Half: 8-15 53.3%		2nd half: 5-13 38.5%		Game: 15-30 50.0%		Deadball Rebounds 3								
FT % 1st Half: 5-6 83.3%		2nd half: 4-11 36.4%		Game: 9-17 52.9%																

Officials: Christopher Merlo,Antonio Petty,Ron Groover

Technical fouls: Little Rock-None, West Virginia-None.

Attendance: 9803

2025-26 Men's Basketball, Round: 0, Little Rock vs West Virginia, Played at Ho

Score by periods	1st	2nd	Total
Little Rock	23	35	58
West Virginia	47	43	90

Last FG - LR 2nd-00:12, WVU 2nd-01:36.

Largest lead - LR None, WVU by 40 2nd-04:26.

LR led for 00:00, WVU led for 39:41. Game was tied for 00:19.

Recap

Honor Huff and Treysen Eaglestaff combined to make 13 3-point shots

Game #13

WVU 86, Mississippi Valley State 51

Dec. 22, 2025 • Hope Coliseum

Morgantown, W.Va.

Mississippi Val. 51 • 1-12,0-0 SWAC

#	Player	Total		3-Ptr		Rebounds		PF		TP		A		Bk		Stl		Min	
		FG	FGA	FG	FGA	FT	FTA	Off	Def	Tot		PF	TP	A	T	Bk	Stl		
03	Lamont Sams	r	1-3	0-1	4-4	3	2	5	1	6	1	1	0	1	0	0	0	0	27
30	Tyrone Iroghama	r	1-2	0-0	2-2	2	3	5	2	4	0	2	0	1	1	0	0	0	18
20	Mussa Mzein	c	3-8	0-0	0-0	3	0	3	2	6	2	1	1	0	1	0	0	1	21
02	Patrick Punch	g	2-11	0-3	2-2	0	1	1	3	6	1	0	0	0	0	0	0	0	36
10	Michael James	g	5-16	0-4	4-4	0	3	3	4	14	1	1	0	0	0	0	0	0	36
02	Delkedic Holmes		2-6	0-0	2-2	0	3	3	1	6	1	2	0	0	3	0	0	0	29
05	Chance Sutton		0-0	0-0	0-0	0	1	1	1	0	0	0	0	0	0	0	0	0	6
24	XâC™Zaezion Barnett		4-5	1-1	0-0	1	1	2	1	9	0	1	0	1	0	1	0	1	27
Team						2	2	4		1									
Totals			18-53	1-9	14-14	11	16	27	15	51	6	9	2	5	200				
FG % 1st half: 9-27 33.3%		2nd half: 9-26 34.6%		Game: 18-53 34.0%		Deadball Rebound %													
FT % 1st half: 4-4 100%		2nd half: 4-4 100%		Game: 8-8 100%		FT % 1st half: 4-4 100%													
FT % 2nd half: 4-4 100%		2nd half: 10-10 100%		Game: 14-14 100%															

FG % 1st Half: 9-27 33.3% 2nd half: 9-26 34.6% Game: 18-53 34.0%
3FG % 1st Half: 0-4 0.0% 2nd half: 1-5 20.0% Game: 1-9 11.1%
FT % 1st Half: 4-4 100.0 2nd half: 10-10 100.0 Game: 14-14 100.0

West Virginia 86 • 9-4,0-0 Big 12

#	Player	Total	3-Ptr	Rebounds	PF	TP	A	T	Bk	Stl	Min
		FG-FGA	FT-FTA	Off	Def	Tot					
00	Brenen Lorient	r 3-5	0-0	2-2	1	2	3	8	5	1	0
55	Harlan Obioha	c 5-6	0-0	2-3	5	5	10	0	12	1	0
01	Jasper Floyd	g 2-5	1-3	1-2	0	1	1	3	6	2	1
03	Honor Huff	g 4-10	4-10	1-1	0	0	0	1	13	2	0
02	Treysen Eaglestaff	g 9-16	4-10	1-1	0	8	8	3	23	2	0
02	Amir Jenkins	3-6	2-2	2-2	0	3	3	2	13	3	0
05	DJ Thomas	3-4	1-1	4-5	0	1	1	2	11	1	0
15	Jackson Fields	1-2	0-0	1-2	3	2	5	0	3	1	1
21	Niyol Hauet	0-0	0-0	0-0	0	0	0	0	0	1	0
23	Morris Ugusuk	0-2	0-1	0-0	0	0	0	0	0	1	0
Team				2		1		3			
Totals		30-56		12-27		14-18		11		23	
FG % 1st half:		13-24		54.2%		2nd half:		17-32		53.1%	
FG % 2nd half:		11-24		45.8%		Game:		30-56		53.6%	
FT % 1st half:		1-3		33.3%		Game:		12-23		52.2%	
FT % 2nd half:		9-13		69.2%		Game:		14-18		77.8%	
Reb % 1st half:		13-24		54.2%		Game:		30-56		53.6%	
Reb % 2nd half:		11-24		45.8%		Game:		12-23		52.2%	
PF % 1st half:		1-3		33.3%		Game:		12-23		52.2%	
PF % 2nd half:		9-13		69.2%		Game:		14-18		77.8%	
TP % 1st half:		1-1		100%		Game:		1-1		100%	
TP % 2nd half:		1-1		100%		Game:		1-1		100%	
A % 1st half:		1-1		100%		Game:		1-1		100%	
A % 2nd half:		1-1		100%		Game:		1-1		100%	
Bk % 1st half:		0-0		0%		Game:		0-0		0%	
Bk % 2nd half:		0-0		0%		Game:		0-0		0%	
Stl % 1st half:		0-0		0%		Game:		0-0		0%	
Stl % 2nd half:		0-0		0%		Game:		0-0		0%	
Min % 1st half:		0-0		0%		Game:		0-0		0%	
Min % 2nd half:		0-0		0%		Game:		0-0		0%	

FG % 1st Half: 13-24 54.2% 2nd half: 17-32 53.1% Game: 30-56 53.6%
3FG % 1st Half: 7-13 53.8% 2nd half: 5-14 35.7% Game: 12-27 44.4%
FT % 1st Half: 9-13 69.2% 2nd half: 5-5 100.0 Game: 14-18 77.8%

Officials: Tyler Kumpf,Rick Crawford,Marques Pettigrew
Technical fouls: Mississippi Val.-None, West Virginia-None.
Attendance: 10,024
2025-26 Men's Basketball. Round: 0. Mississippi Val. vs West Virginia. Played

Score by periods	1st	2nd	Total
Mississippi Val.	22	29	51
West Virginia	42	44	86

Last FG - MSUV 2nd-01:16, WVU 2nd-02:09.
Largest lead - MSUV None, WVU by 38 2nd-09:45.
WVU led for 00:00. WVU led for 39:09. Game was tied for 00:51.

Recap

West Virginia concluded nonconference play with an 86-51 victory over Mississippi Valley State at Hope Coliseum.

Senior Treysen Eaglestaff led five double-figure scorers with a season-high-tying 23 points. The Bismarck, North Dakota, resident got his game-high total on 9-of-16 shooting, including 4-of-10 from 3-point distance.

He also contributed eight rebounds and three assists.

Senior guard Honor Huff contributed 13 points - four of his field goals coming from behind the arc - while senior center Harlan Obioha scored 12 and added 10 rebounds.

Freshmen DJ Thomas (11) and Amir Jenkins (10) also added to the double-figure scoring column coming off the bench.

WVU (9-4) tallied the game's first seven points and never trailed.

"I thought from about the 15-minute mark to the 10-minute mark of the first half we settled in, moved the ball and got some shots to go in," West Virginia coach Ross Hodge said. "We played fairly clean game for the most part with only five turnovers and got some solid contributions from the two freshmen in the first half.

"That's really what gave us the separation was Amir and DJ in the first half and we got to see what those guys are made of," Hodge added.

The Mountaineers scored on 63.8% of their possessions (37 of 58) while limiting the Delta Devils to just 24 scores on their 57 possessions.

It was the eighth time this season WVU limited its opponents to 60 points or less.

West Virginia was 12 of 27 from 3-point distance and 30 of 56 overall for 53.1%.

Michael James was the only Mississippi Valley State player to reach double figures with 14 points.

Senior Chance Moore was held out of the game for precautionary reasons, Hodge mentioned beforehand.

"I'd like to acknowledge the crowd; I thought the crowd was tremendous," the coach said of the 10,234 paid attendance. "With Christmas break and the students being gone everybody really made up for it on a Monday night with a lot going on.

"I'm super-appreciative of everybody who made the trek out and supported these guys. That's what makes this place special."

Game #14

No. 3/3 Iowa State 80, West Virginia 59

Jan. 2, 2026 • Hilton Coliseum

Ames, Iowa

West Virginia 59 • 9-5,0-1 Big 12

#	Player	Total		3-Ptr		Rebounds		PF		TP		A		Bk		Stl		Min	
		FG	FGA	FG	FGA	FT	FTA	Off	Def	Tot		PF	TP	A	T	Bk	Stl		
55	Harlan Obioha	c	1-1	0-0	0-0	1	1	2	1	2	1	2	0	0	0	0	0	2	21
01	Jasper Floyd	c	3-7	1-5	2-2	2	1	3	2	9	2	2	1	2	3	0	0	0	33
03	Honor Huff	g	1-9	1-8	3-3	0	0	2	6	0	0	0	0	1	36				
13	Chance Moore	g	7-13	0-2	3-4	2	5	7	1	17	1	2	0	0	33				
02	Treysen Eaglestaff	g	2-4	2-4	0-0	0	3	3	3	6	2	4	0	0	24				
02	Amir Jenkins		2-6	1-1	2-3	0	2	2	0	7	4	0	0	0	24				
05	DJ Thomas		4-8	2-4	0-0	1	2	3	2	10	0	3	0	2	19				
15	Jackson Fields		1-1	0-0	0-0	0	2	2	2	0	0	0	0	0	8				
23	Morris Ugusuk		0-0	0-0	0-0	0	0	0	0	0	0	0	0	0	2				
Team						1	0	1		1									
Totals			21-49	7-24	10-12	7	16	23	13	59	13	12	1	9	200				

FG % 1st Half:	12-26	46.2%	FG % 2nd Half:	9-23	39.1%	Games:	21-49	42.0%	Rebounds:	21-49	42.0%	Debut:	21-49	42.0%
3P % 1st Half:	3-7	28.6%	3P % 2nd Half:	3-7	28.6%	Rebounds:	21-49	42.0%	Debut:	21-49	42.0%	Rebounds:	21-49	42.0%

FG % 1st Half: 12-26 46.2% 2nd half: 9-23 39.1% Game: 21-49 42.9%
3FG % 1st Half: 4-14 28.6% 2nd half: 3-10 30.0% Game: 7-24 29.2%
FT % 1st Half: 0-0 0.0% 2nd half: 10-12 83.3% Game: 10-12 83.3%

Iowa St. 80 • 14-0,1-0 Big 12

#	Player	Total		3-Ptr		Rebounds		PF		TP		A		T		Bk		Stl		Min	
		FG	FGA	FG	FGA	FT	FTA	Off	Def	Tot		PF	TP	A	T	Bk	Stl				
05	Joshua Jefferson	f	2-6	0-3	6-7	2	8	10	0	10	3	2	3	34							
22	Milan Momcilovic	r	9-13	8-10	0-0	0	3	3	1	26	1	0	0	1	34						
23	Blake Buchanan	r	7-11	0-0	0-1	3	3	6	1	14	4	2	2	0	31						
03	Tamin Lipsey	g	4-9	2-5	2-3	1	3	4	2	12	5	2	0	0	30						
27	Killyan Toure	g	0-6	0-3	0-0	3	1	4	0	0	2	2	0	1	22						
00	Nate Heise		2-5	0-1	0-0	1	3	4	2	4	1	0	1	1	22						
01	Jamarion Bateman		3-3	3-3	0-0	0	0	0	0	1	9	2	0	0	16						
13	Cade Kelderman		0-0	0-0	0-0	0	0	0	0	0	0	0	0	0	2						
21	Dominyks Pleta		2-2	0-0	1-4	0	0	2	5	1	1	0	0	9							
Team						2	2	4													
Totals			29-55	13-25	9-15	12	23	35	9	80	26	11	5	6	200						
FG % 1st Half: 15-32		46.9%		2nd half: 14-23		60.9%		Game: 29-55		52.7%										Deasboard	
3FG % 1st Half: 7-17		41.2%		2nd half: 4-12		33.3%		Game: 13-25		52.0%											
FT % 1st Half: 4-6		66.7%		2nd half: 5-9		55.6%		Game: 9-15		60.0%											

FG % 1st Half: 15-32 46.9% 2nd half: 14-23 60.9% Game: 29-55 52.7%
3FG % 1st Half: 7-17 41.2% 2nd half: 6-8 75.0% Game: 13-25 52.0%
FT % 1st Half: 4-6 66.7% 2nd half: 5-9 55.6% Game: 9-15 60.0%

Officials: Roger Ayers,Doug Simmons,Kipp Kissinger
Technical fouls: West Virginia-None, Iowa St.-None.
Attendance: 14,267
2025-26 Men's Basketball. Round: 0. Iowa St. vs West Virginia. Played at Ames

Score by periods	1st	2nd	Total
West Virginia	28	31	59
Iowa St.	41	39	80

Last FG - WVU 2nd-00:01, IOWAST 2nd-00:49.
Largest lead - WVU by 5 1st-17:02, IOWAST by 26 2nd-02:06.
WVU led for 00:40. IOWAST led for 28:24. Game was tied for 00:56.

Recap

Milan Momcilovic made 8 of his 10 3-pointers and scored 26 points to lead third-ranked Iowa State to an 80-59 victory over West Virginia at Hilton Coliseum in Ames, Iowa.

The Mountaineers led 14-10 early before the Cyclones caught fire from 3-point range, specifically Momcilovic and Jamarion Bateman. Bateman's back-to-back 3s gave Iowa State its first lead at 21-19 with 7:49 left in the first half, and the Cyclones closed out the half outscoring West Virginia by 11 to lead the Mountaineers 41-28 at the intermission.

"I loved the start, West Virginia coach Ross Hodge said. I thought we came in here in a road environment for the first time against a top 3-team and I thought we were clean and crisp. Then, in these type of environments, little plays cause momentum shifts.

"We're up seven minutes into the first half and we have an opportunity to grab a loose ball, and we don't come up with it; Bateman bangs a 3, then he makes a second one in front of your bench and now they have the lead and here comes the crowd, Hodge said. Our first shot defense was really good, but it was our inability to rebound the basketball."

WVU got Iowa State's lead down to nine four minutes into the second half on three free throws by Chance Moore, but Dominykas Peta's breakaway dunk began a 16-4 run that pushed Iowa State's lead out to 21.

The Cyclones' biggest lead was 26 with 2:06 remaining. "In the second half, we just did not execute well enough," Hodge said.

Buchanan contributed 14, Tamin Lipsey scored 12 and Josh Jefferson finished the game with a triple-double – 10 points, 10 rebounds and 10 assists.

Iowa State (14-0 overall and 1-0 in Big 12 play) shot 52.7% from the floor, including 52% (13 of 25) from 3-point range. The Cyclones assisted on 26 of their 29 made baskets tonight.

"They did what good teams do, they made you pay," Hodge said.

Chance Moore, getting the starting nod in place of injured Brenen Lorient, led the Mountaineers with 17 points. He made seven of his 13 field goal attempts.

Freshman D.J. Thomas came off the bench to contribute 10 points for WVU.

West Virginia (9-5, 0-1) shot 42.9% overall, but just 29.2% from 3-point range (7 of 24). WVU's leading scorer Honor Huff finished the game making 1 of 8 from behind the arc and finished with 6 points.

Game #15

West Virginia 62, Cincinnati 60

Jan. 6, 2026 • Hope Coliseum

Morgantown, W.Va.

Cincinnati 60 • 8-7,0-2 Big 12

#	Player	Total		3-Ptr		Rebounds		PF	TP	A	T	Bk	Stl	Min											
		FG	FGA	FG	FGA	FT	FTA								Off	Def									
18	Baba Miller	r	2-5	0-2	0-0	0	7	7	1	4	6	2	0	1	35										
51	Moussa Thomas	r	2-6	0-1	0-0	2	2	0	1	2	2	0	1	2	37										
01	Daya D Williams	g	3-10	3-8	0-0	1	1	2	2	9	5	0	0	1	33										
02	Jizzle James	g	3-13	2-8	0-0	1	1	2	4	8	4	3	0	4	29										
05	Scincire Harris	g	2-7	0-2	3-5	3	3	6	1	7	1	0	0	0	17										
07	Keyshawn Tillery	1-2	1-2	0-0	0	2	2	0	3	2	1	0	0	0	9										
19	Shon Abney	1-5	1-5	1-3	1-3	1	1	0	1	0	0	0	0	0	12										
24	Tyler McKinley	3-3	0-0	0-1	0-1	1	0	1	0	6	0	0	0	0	9										
35	Halvin Celestine	5-11	5-9	0-0	1	4	5	3	15	0	0	0	0	0	25										
46	Malene Dzelat	0-0	0-0	0-0	0	0	0	0	0	0	0	0	0	0	4										
Team																									
		22-62		12-35		4-9		10		23		33		60		19		8		2		7		200	
FG Total		11-32		24-45		2nd half		10-23		35-75		25-50		25-50		25-50		25-50		25-50		25-50		25-50	

Game #16

West Virginia 86, No. 22/21 Kansas 75

Jan. 10, 2026 • Hope Coliseum

Morgantown, W.Va.

Kansas 75 • 11-5,1-2 Big 12

#	Player	Total		3-Ptr		Rebounds		PF	TP	A	TO	Bk	Stl	Min	
		FG	FGA	FG	FGA	FT	FTA								Off
15	Bryson Tiller	f	2-2	0-0	0-0	0	5	5	4	4	1	2	0	14	
40	Flory Bidunda	f	4-6	0-0	0-0	2	4	6	3	8	1	1	4	29	
03	Tre White	g	7-16	3-7	1-3	3	2	5	4	18	0	1	1	38	
14	Melvin Council Jr.	g	4-10	0-3	3-3	0	4	4	2	11	4	1	0	35	
22	Darryn Peterson	g	6-17	3-9	8-8	3	3	6	2	23	2	1	0	31	
01	Jayden Dawson	1-2	1-2	0-0	0-0	0	0	0	0	3	0	0	0	6	
07	Kohl Rosario	0-0	0-0	0-0	0-0	0	0	0	0	0	0	0	0	4	
11	Jamari McDowell	0-2	0-2	0-0	0-0	2	2	1	4	8	0	0	0	8	
13	Elmarco Jackson	2-6	1-4	3-4	0-0	2	2	4	0	3	0	0	0	30	
34	Paul Mbiya	0-0	0-0	0-0	1	1	0	1	2	0	0	0	0	5	
Team															
Totals		26-61		8-27		15-18		10		22		32		22	
FG % 1st Half:		17-32		53.1%		2nd half:		9-29		31.0%		Game:		27-56	
3FG % 1st Half:		2-10		20.0%		2nd half:		6-17		35.3%		Game:		8-27	
FT % 1st Half:		7-9		77.8%		2nd half:		8-9		88.9%		Game:		15-18	
Deadball Rebounds														0,1	

West Virginia 86 • 11-5,2-1 Big 12

##	Player	Total		3-Ptr		Rebounds		PF	TP	A	TO	Bk	Stl	Min	
		FG	FGA	FG	FGA	Off	Def								Total
00	Brenen Lorient	f	7-15	2-4	2-3	0	2	2	4	18	6	1	1	31	
55	Harlan Obioha	c	4-7	0-0	3-5	6	4	10	0	2	0	0	2	20	
01	Jasper Floyd	g	4-4	1-1	0-1	1	1	2	4	9	0	0	0	21	
03	Honor Huff	g	5-12	4-11	9-10	0	7	7	2	23	0	4	0	39	
52	Treysen Eaglestaff	g	3-9	2-5	4-4	0	4	4	4	12	1	0	0	38	
02	Amir Jenkins	1-1	0-0	0-0	0-0	2	1	1	2	3	1	0	0	18	
05	DJ Thomas	2-4	1-3	0-0	1	3	4	0	5	1	1	0	0	13	
13	Chance Moore	1-4	1-2	3-6	0	4	4	0	6	0	0	0	1	20	
Team															
Totals		27-56		11-26		21-29		11		27		38		16	
FG % 1st Half:		13-26		50.0%		2nd half:		14-30		46.7%		Game:		27-56	
3FG % 1st Half:		6-14		42.9%		2nd half:		5-12		41.7%		Game:		11-26	
FT % 1st Half:		7-11		63.6%		2nd half:		14-18		77.8%		Game:		21-29	
Deadball Rebounds														3,1	

Officials: Gary Maxwell,Jeff Anderson,Marques Pettigrew
Technical fouls: Kansas-TEAM. West Virginia-None.
Attendance: 13743
2025-26 Men's Basketball. Round: 0. Kansas vs West Virginia. Played at Hope Co

Score by periods		1st	2nd	Total
Kansas		43	32	75
West Virginia		39	47	86

Last FG - KU 2nd-00:14. WVVU 2nd-02:48.
Largest lead - KU by 8 2nd-14:55. WVVU by 14 2nd-00:10.
KU led for 18:11. WVVU led for 17:09. Game was tied for 04:40.

Recap

West Virginia used a 16-0 run over a seven-minute stretch in the second half to defeat 22nd-ranked Kansas 85-75 at Hope Coliseum.

The Jayhawks appeared to be in full control of things when Tre White's 3 with 14:55 seconds left put them ahead 59-51. But then they went ice cold.

Kansas (11-5, 1-2) missed its next eight shots before White finally ended the drought with 7:54 left, but by then West Virginia was leading 67-59.

After White's basket, WVVU's margin swelled to 10 on Honor Huff's four-point play, a straight-away 3 from well beyond the 3-point line and then a free throw when he was fouled by Darryn Peterson in the act of shooting.

The lead got to 12 on Jasper Floyd's driving layup and returned to double digits after withstanding a KU run that had gotten the margin back to six, 73-67.

At this point, Harlan Obioha made a big basket when he grabbed Brenen Lorient's missed 3 and followed it up.

Then, White's missed jumper was retrieved by Huff and he was fouled by Melvin Council Jr. Both free throws were good, pushing the lead back to 10, and the margin returned to 12 with 34 seconds left when the Kansas bench was whistled for a technical foul and Huff sank two more free throws.

West Virginia's second half defense was telling. The Mountaineers limited Kansas to just 31% shooting and scores on only 13 of its 30 second-half possessions. Meanwhile, WVVU scored on 21 of its 33 second-half possessions for a 63.6% success rate in producing its first noteworthy victory of the Ross Hodge era.

Huff led the way with 23 points, with 17 of those coming in the second half. Lorient contributed 18 points and six assists; Eaglestaff scored 12 and Obioha ended the game with an 11-point, 10-rebound double-double.

The Mountaineers shot 48.2% overall and 42.3% from 3, hitting 11 of its 26 triples. WVVU also cashed in at the foul line where it made 21 of 29, compared to 15 of 18 for Kansas.

Peterson, considered one of the top prospects in this year's NBA Draft, led Kansas with 23 points.

White tallied 18 and Council added 11 for Kansas, which has now lost three in a row to West Virginia dating back to a 91-85 WVVU victory here on Jan. 20, 2024.

Hope Coliseum has turned into a very difficult place for Kansas to win. Today's loss drops the Jayhawks to 5-8 overall in the facility.

Many of the near-capacity crowd of 13,743 remained afterward to celebrate with the players and coaches and sing "Take Me Home, Country Roads."

Game #17

No. 7/7 Houston 77, West Virginia 48

Jan. 13, 2026 • Fertitta Center

Houston, Texas

West Virginia 48 • 11-6,2-2 Big 12

#	Player	Total		3-Pr		Rebounds		PF	TP	A	TO	Bk	Stl	Min	
		FG	FGA	FG	FGA	FT	FTA								Off
00	Brenen Lorient	f	2-6	1-3	0-0	1	2	3	0	5	1	4	1	1	25
55	Harlan Obioha	c	1-1	0-0	1-2	1	0	1	2	3	1	2	0	0	13
01	Jasper Floyd	g	0-1	0-1	0-0	0	2	2	2	0	2	0	0	0	18
03	Honor Huff	g	4-11	2-9	3-3	0	1	4	7	13	2	1	0	1	38
52	Treysen Eaglestaff	g	2-7	2-4	1-2	0	4	4	7	3	0	0	0	0	28
02	Amir Jenkins	2-6	0-0	0-1	2	4	6	2	4	2	2	0	0	0	26
05	DJ Thomas	6-8	4-5	0-0	2	2	3	16	0	3	0	1	0	0	23
13	Chance Moore	0-4	0-1	0-2	0	4	4	0	0	0	1	0	0	0	15
15	Jackson Fields	0-2	0-2	0-0	0	1	2	3	0	1	0	1	0	0	8
23	Morris Ugusuk	0-0	0-0	0-0	0	0	0	0	0	0	0	0	0	0	6
Team															
Totals		17-46		9-25		5-10		6		23		29		20	
FG % 1st Half:		6-23		26.1%		2nd half:		11-23		47.8%		Game:		17-46	
3FG % 1st Half:		5-16		31.3%		2nd half:		4-9		44.4%		Game:		9-25	
FT % 1st Half:		1-4		25.0%		2nd half:		4-6		66.7%		Game:		5-10	
Deadball Rebounds														2,1	

Houston 77 • 16-1,4-0 Big 12

#	Player		Total		3-PT		Rebounds		PF	TP	A	TO	Bk	Stl	Min		
			FG	FG-FTA	FT	FTA	Off	Def								Tot	
11	Joseph Tugler	f	4	5	0	0	2	3	5	1	6	3	10	1	0	28	
05	Chris Cenac Jr	c	2	5	1	4	2	4	3	7	10	2	7	1	0	28	
04	Kingston Flemings	g	3	10	0	2	4	4	0	5	5	4	10	7	1	0	24
07	Milos Uzan	g	5	9	5	9	2	2	0	2	2	1	17	3	1	0	30
21	Emanuel Sharp	g	5	13	3	9	0	1	1	3	4	13	3	1	0	2	30
09	Isiah Harwell		2	8	1	6	2	2	0	1	1	7	1	0	1	0	22
03	Ramon Walker Jr.		1	2	0	1	2	2	1	2	0	4	0	1	0	0	10
08	Cedric Lath		0	0	0	0	0	0	0	0	0	0	0	0	0	0	1
14	Kalifa Sakho		0	0	0	0	0	0	1	3	4	0	0	1	1	0	11
24	Chase McCarty		1	4	1	4	2	2	0	1	1	5	0	1	1	0	11
25	Mercy Miller		2	2	0	0	0	1	1	0	1	0	4	0	0	0	5
Team									0	2	2			1			
Totals			25	58	11	35	16	21	12	26	38	14	77	17	3	9	200

Game #19

West Virginia 75, Arizona State 63
Jan. 21, 2026 • Desert Financial Arena
Tempe, Ariz.

West Virginia 75 • 13-6,4-2 Big 12

#	Player	Total		3-Ptr		Rebounds		PF	TP	A	T	Blk	Stl	Min			
		FG	FGA	FG	FGA	Off	Def										
00	Brenen Lorient	r	7-11	1-1	0-0	1	3	4	1	3	4	15	4	1	0	29	
55	Harlan Obioha	c	2-4	0-0	2-4	0	1	1	3	6	1	3	0	0	0	23	
01	Jasper Floyd	g	5-6	2-3	0-0	0	5	5	3	12	4	2	0	0	3	30	
03	Honor Huff	g	2-9	2-8	2-2	0	0	0	1	8	2	1	0	1	1	39	
52	Treyzen Eaglestaff	g	8-14	6-9	1-1	1	6	7	3	23	2	1	0	2	38		
02	Amir Jenkins	g	0-1	0-0	0-0	0	1	1	3	0	2	0	0	0	0	9	
05	DJ Thomas	g	2-4	0-2	1-1	3	1	4	2	5	1	1	0	0	0	19	
13	Chance Moore	g	1-4	0-1	4-5	1	4	5	1	6	1	3	0	1	1	13	
	Team					0	2	2									
Totals			27-53	11-24	10-13	6	23	29	19	75	17	13	0	7	200		
FG % 1st Half: 13-29		44.8%	2nd half: 14-24		58.3%	Game: 27-53		50.9%									Deatrick
3FG % 1st Half: 6-13		46.2%	2nd half: 6-14		42.9%	Game: 11-24		46.4%									Deatrick
FT % 1st Half: 3-4		75.0%	2nd half: 7-9		77.8%	Game: 27-53		76.9%									Deatrick

FG % 1st Half: 13-29 44.8% 2nd half: 14-24 58.3% Game: 27-53 50.9%
3FG % 1st Half: 6-13 46.2% 2nd half: 5-11 45.5% Game: 11-24 45.8%
FT % 1st Half: 3-4 75.0% 2nd half: 7-9 77.8% Game: 10-13 76.9%

Arizona St. 63 • 10-9,1-5 Big 12

#	Player	Total		3-Ptr		Rebounds		PF	TP	A	T	Blk	Stl	Min	
		FG	FGA	FG	FGA	Off	Def								
01	Santiago Trout	r	2-4	0-0	2-2	2	4	6	2	1	1	0	0	28	
35	Massamba Diop	c	7-11	0-0	0-0	0	5	5	0	14	0	3	2	33	
04	Bryce Ford	g	1-7	0-4	0-0	0	2	2	2	2	0	1	0	27	
05	Maurice Odum	g	6-14	2-6	3-7	0	2	2	1	17	8	3	0	34	
15	Noah Meuseux	g	4-6	1-2	2-2	1	3	4	0	11	2	1	0	35	
02	Anthony Johnson	g	3-7	1-1	1-1	0	0	0	1	8	2	1	0	21	
14	Andrija Grbovic	g	1-2	1-2	0-0	0	2	2	3	3	0	0	0	11	
23	Allen Mukuba	g	0-0	0-0	2-6	3	3	6	4	2	1	3	3	0	11
Team						2	1	3							
Totals			24-51	5-15	10-18	8	22	30	18	63	15	13	6	6	200

FG % 1st half:	14-25	56.0%	2nd half:	10-26	38.5%	Game:	24-51	47.1%
3FG % 1st half:	5-10	50.0%	2nd half:	0-5	0.0%	Game:	15-33	33.3%
FT % 1st half:	4-7	57.1%	2nd half:	6-11	54.5%	Game:	10-18	55.6%

Double Rebound	4
----------------	---

FG % 1st Half: 14-25 56.0% 2nd half: 10-26 38.5% Game: 24-51 47.1%
3FG % 1st Half: 5-10 50.0% 2nd half: 0-5 0.0% Game: 5-15 33.3%
FT % 1st Half: 4-7 57.1% 2nd half: 6-11 54.5% Game: 10-18 55.6%

Officials: Brooks Wells,Marques Pettigrew,Tony Padilla
Technical fouls: West Virginia-None, Arizona St.-None.
Attendance: 7153
2025-26 Men's Basketball. Round: 0. Arizona St. vs West Virginia. Played at De

Score by periods	1st	2nd	Total
West Virginia	35	40	75
Arizona St.	37	26	63

Last FG - WVU 2nd-00:40, ASU 2nd-00:40.
Largest lead - WVU by 14 2nd-00:40, ASU by 13 1st-08:25.
WVU led for 14:46, ASU led for 22:11. Game was tied for 02:42.

Score by periods	1st	2nd	Total
West Virginia	35	40	75
Arizona St.	37	26	63

Score tied - 2 times.
Lead changed - 6 times.

Recap

West Virginia overcame a 13-point first half deficit to defeat Arizona State 75-63 at Desert Financial Arena in Tempe, Arizona.

Treyzen Eaglestaff continued his torrid play with a game-high 23 points, 14 of those coming in the first half when his teammates were struggling to find their shooting stroke.

They found it in the second half to outscore the Sun Devils 40-26 over the final 20 minutes in registering their first road victory of the season.

"I was disappointed in our start," West Virginia coach Ross Hodge said afterward. "We were a step slow and I really felt fortunate at halftime to be just down two with them shooting 56% and 50% from 3."

Eaglestaff matched his season-high in scoring by making six of his nine 3-point tries. Overall, he connected on eight of his 14 field goal attempts.

"He's getting comfortable now and he realizes we need him to be aggressive, and we need his shot making," Hodge said. "He really bailed us in the first half, especially during that stretch when he kind of wilted us back into the game."

Brenen Lorient was the team's second-half catalyst by scoring 11 of his 15 points, including a big 3 to put West Virginia ahead 48-46.

Jasper Floyd, who grabbed five rebounds, handed out four assists and made three steals, contributed 12 points.

West Virginia made 27 of its 53 field goal attempts for 50.9% for the game while scoring on 56.3% of its second half possessions.

Arizona State (10-9, 1-5) was limited to just 38.5% shooting in the second half and got points on only 43.3% of its possessions. The Sun Devils missed all five of their second half 3-point tries and misfired on eight of its 18 free throw attempts.

After West Virginia battled back from a 13-point deficit to trail 37-35 at halftime, the game turned midway through the second half.

Lorient began an 8-0 spurt with a 3 and Chance Moore added a layup and a free throw when he was fouled by Andrija Grbovic in the act of shooting. Another basket by Floyd pushed West Virginia's lead to seven, 53-46.

Arizona State closed to within two, 53-51, on a three-point play by Anthony Johnson, but Floyd answered with a big 3 and then added a putback to make it a seven-point game again.

The margin got to 10 on Eaglestaff's three-point play with five minutes to go and it got to 13 on Lorient's turnaround jumper with 2:15 left.

WVU's biggest lead was 14 with 40 seconds remaining.

Game #20

No. 1/1 Arizona 88, West Virginia 53
Jan. 24, 2026 • McKale Center
Tucson, Ariz.

West Virginia 53 • 13-7,4-3 Big 12

#	Player	Total	3-Ptr	Rebounds	FT	PF	TP	A	T	Blk	Stl	Min		
		FG	FGA	FG	FGA	Off	Def							
00	Brenen Lorient	r	3-10	0-3	2-2	1	2	3	1	8	1	1	26	
55	Harlan Obioha	c	2-5	1-1	0-0	0	3	3	2	5	0	0	21	
01	Jasper Floyd	g	1-3	0-0	0-0	4	4	2	2	2	1	0	17	
10	Honor Huff	g	4-15	2-9	0-0	1	0	1	3	10	2	0	32	
52	Treyzen Eaglestaff	g	4-8	2-5	0-0	1	0	1	3	10	0	0	29	
05	Amir Jenkins	g	0-5	0-0	0-0	0	8	8	3	0	2	1	24	
05	DJ Thomas	g	2-5	0-1	0-0	1	2	3	3	4	1	3	0	17
13	Chance Moore	g	5-11	1-2	1-2	3	1	4	1	12	2	2	0	22
23	Morris Ugusuk	g	1-2	0-1	0-0	0	0	0	0	2	1	1	0	12
						1	2	3						
Totals			22-64	6-22	3-4	8	22	30	18	53	11	11	2	200
FG % 1st Half: 10-34 29.4% 2nd half: 12-30 40.0% Game: 22-64 34.4%														
3FG % 1st Half: 3-15 20.0% 2nd half: 3-7 42.9% Game: 6-22 27.3%														
Rebound % 1st Half: 10-34 29.4% 2nd half: 12-30 40.0% Game: 22-64 34.4%														

FG % 1st Half: 10-34 29.4% 2nd half: 12-30 40.0% Game: 22-64 34.4%
3FG % 1st Half: 3-15 20.0% 2nd half: 3-7 42.9% Game: 6-22 27.3%
FT % 1st Half: 0-0 0.0% 2nd half: 3-4 75.0% Game: 3-4 75.0%

Arizona 88 • 20-0,7-0 Big 12

#	Player	Total		3-Ptr		Rebounds		FT-FTA	Off Def	Tot	PF	TP	A	T	Blk	Stl	Min
		FG	FGA	FG	FGA	Off	Def										
08	Ivan Kharchenkov	r	3-5	1-2	0-0	0	2	2	0	7	2	0	0	0	0	22	
10	Koa Peat	r	7-9	1-1	2-4	2	5	7	1	17	1	0	2	0	31		
13	Motiejus Krivas	c	3-5	1-1	4-4	2	10	12	1	11	3	1	3	1	23		
00	Jaden Bradley	g	3-9	0-2	2-5	0	0	0	1	8	4	2	0	3	28		
05	Brayden Burries	g	7-12	4-8	4-4	0	4	4	2	22	7	0	0	0	29		
02	Dwayne Aristode	g	2-5	1-3	1-2	0	0	0	2	6	0	0	0	3	18		
03	Anthony Dell'Orso	g	4-8	2-5	2-2	0	2	2	1	12	1	0	0	2	17		
15	Sidi Gueye	g	0-0	0-0	0-0	1	1	0	0	0	0	0	0	0	2		
21	Evan Nelson	g	0-1	0-1	0-0	0	0	0	0	0	0	0	0	0	1	4	
22	Addison Arnold	g	0-0	0-0	0-0	0	0	0	0	0	1	0	0	0	0	2	
30	Tobe Awaka	g	2-5	0-0	1-2	4	10	14	3	5	1	2	1	0	22		
42	Sven Djopmo	g	0-0	0-0	0-0	0	0	0	0	0	0	0	0	0	0	2	
Team						0	1	1									
Totals			31-59	10-23	16-23	8	35	43	11	88	20	5	6	10	200		

FG % 1st Half: 14-30 46.7% 2nd half: 17-29 58.6% Game: 31-59 52.5%
3FG % 1st Half: 6-14 42.9% 2nd half: 4-9 44.4% Game: 10-23 43.5%
FT % 1st Half: 9-11 75.0% 2nd half: 7-13 63.6% Game: 16-23 69.6%

Officials: Jason Garretson,Deldre Carr,Randy McCall
Technical fouls: West Virginia-None, Arizona-None.
Attendance: 14688
2025-26 Men's Basketball. Round: 0. Arizona vs West Virginia. Played at McKale

Score by periods	1st	2nd	Total
West Virginia	23	30	53
Arizona	43	45	88

Last FG - WVU 2nd-01:00, UA 2nd-01:24.
Largest lead - WVU None, UA by 37 2nd-01:59.
WVU led for 00:00, UA led for 39:27. Game was tied for 00:33.

Recap

Top-ranked Arizona rolled to an 88-53 victory over West Virginia at sold-out McKale Center in Tucson, Arizona.

The Wildcats led throughout in improving to 20-0 overall and 7-0 in Big 12 play.

"To come into an environment like this, against a team like this, you're going to have to get some really special performances from key people, and those same key people have given us special performances throughout this year, but they just didn't have it (today)," West Virginia coach Ross Hodge said. "That's what it takes to come into these type of deals and win."

Freshman guard Brayden Burries scored 22 points on 7 of 12 shooting, including 4 of 8 from 3-point range, and fellow freshman Koe Peat contributed 17 points and seven boards.

Other key contributors for Arizona were Anthony Dell'Orso with 12 points and Motiejus Krivas added 11 points and a game-high 12 rebounds.

Arizona shot an impressive 52.5% overall from the floor and made 10 of its 23 3-point tries with six different players connecting on at least one.

The Wildcats led 43-23 at halftime. In the second half, Arizona State outscored West Virginia 45-30.

The Mountaineers misfired on 42 of its 64 field goal attempts, including just 6 of 22 from 3-point distance.

"Arizona had a lot to do with (the missed shots) on some of them," Hodge admitted. "Their collective size and physicality around the basket negates pretty much your interior attack. It's hard to get the ball close to the basket and when you do, you've got to be able to finish through contact."

Chance Moore came off the bench to lead the Mountaineers with 12 points, while Treyzen Eaglestaff and Honor Huff scored 10 points each.

Huff was just 4 of 15 overall and 2 of 9 from 3-point range.

Freshman guard Amir Jenkins grabbed a team-best eight rebounds.

Game #21

West Virginia 59, Kansas State 54
Jan. 27, 2026 • Hope Coliseum
Morgantown, W.Va.

Kansas St. 54 • 10-11,1-7 Big 12

#	Player	Total	FG	FGA	FG-FGA	FT-FTA	Off	Def	Reb	PF	TP	A	T	Blk	Stl	Min
15	Taj Manning	r	2-5	0-1	0-0	3	6	9	4	4	0	1	1	1	1	28
22	Dorin Buca	c	0-0	0-0	0-0	1	1	2	1	0	0	0	0	3	0	21
04	PJ Haggerty	g	6-19	2-6	2-2	0	5	5	3	16	3	2	0	1	40	
10	David Castillo	g	6-11	1-4	2-2	0	1	1	2	15	0	0	0	0	1	38
34	Nate Johnson	g	5-9	3-5	0-0	2	6	8	2	13	4	3	0	3	39	
03	CJ Jones	g	1-5	1-4	0-0	0	1	1	2	3	1	2	0	2	0	15
47	Andrew Kostic	g	1-5	1-5	0-0	0	2	2	2	3	1	1	0	0	19	
Team																
Totals			21-56	8-25	4-4	7	24	31	14	54	9	10	4	8	200	
FG % 1st Half: 9-27 33.3% 2nd half: 12-29 41.4% Games: 21-56 37.5% Deadball																
3FG % 1st Half: 4-12 33.3% 2nd half: 4-13 30.8% Games: 8-25 32.0% Rebounds																
FT % 1st Half: 0-0 0.0% 2nd half: 4-4 100.0 Games: 4-4 100.0																

Game #22

Baylor 63, West Virginia 53

Jan. 31, 2026 • Hope Coliseum

Morgantown, W.Va.

Baylor 63 • 12-9,2-7 Big 12														
#	Player	Total	3-Ptr	Rebounds			PF	TP	A	TO	Bk	Stl	Min	
		FG-FGA	FG-FGA	FT-FTA	Off	Def	Tot							
44	Caden Powell	c	0-0	0-0	2-2	3	3	6	3	2	1	0	1	23
00	Dan Skinkins Jr.	c	4-7	1-1	0-0	1	4	5	1	9	1	1	0	24
05	Obi Agbim	g	6-15	4-10	0-0	0	0	0	0	16	4	0	0	38
24	Tounde Yessoufou	g	5-16	1-5	0-0	2	1	3	3	11	1	2	0	32
42	Cameron Carr	g	6-11	2-5	0-0	0	12	12	2	16	3	7	2	37
10	Isaac Williams	g	3-3	0-0	0-0	0	2	2	1	6	0	2	1	23
12	Michael Ratz	g	1-3	1-1	0-0	1	1	2	3	0	0	0	0	22
46	James Nnaji	g	0-0	0-0	0-0	0	0	0	1	0	0	0	0	1
Team					3	0	3			1				
Totals		25-55	9-22	4-5	10	23	33	13	63	12	14	3	6	200
FG % 1st Half: 15-27 55.6% 2nd half: 10-28 35.7% Game: 25-55 45.5% Deadball Rebounds 1														
3FG % 1st Half: 7-13 53.8% 2nd half: 2-9 22.2% Game: 9-22 40.9%														
FT % 1st Half: 1-1 100.0 2nd half: 3-4 75.0% Game: 4-5 80.0%														

West Virginia 53 • 14-8,5-4 Big 12														
#	Player	Total	3-Ptr	Rebounds			PF	TP	A	TO	Bk	Stl	Min	
		FG-FGA	FG-FGA	FT-FTA	Off	Def	Tot							
00	Brenen Lorient	f	7-13	1-2	4-4	1	2	3	3	19	1	4	1	31
55	Harlan Obioha	c	1-2	0-0	2-3	1	2	3	3	4	1	1	0	0
01	Jasper Floyd	g	1-3	0-0	2-3	4	5	9	2	4	2	2	0	4
03	Honor Huff	g	1-13	1-9	2-2	0	4	4	2	5	4	1	0	38
52	Treysen Eaglestaff	g	5-7	3-5	0-0	0	4	4	1	9	0	0	2	1
02	Amir Jenkins	g	0-1	0-0	1-2	0	0	0	1	0	0	0	0	7
05	DJ Thomas	g	1-4	0-1	0-2	0	0	0	1	2	1	1	0	16
13	Chance Moore	g	4-5	0-0	1-2	2	2	4	0	9	1	1	0	14
23	Morris Ugusok	g	0-2	0-2	0-0	1	0	1	0	1	0	0	0	4
Team					3	1	4			1				
Totals		18-50	5-19	12-18	12	20	32	12	53	13	10	3	6	200
FG % 1st Half: 9-22 40.9% 2nd half: 9-28 32.1% Game: 18-50 36.0%														
3FG % 1st Half: 4-10 40.0% 2nd half: 1-9 11.1% Game: 5-19 26.3%														
FT % 1st Half: 8-13 61.5% 2nd half: 4-5 80.0% Game: 12-18 66.7%														

Officials: Michael Reed,Edwin Young,Deron White
 Technical fouls: Baylor=None. West Virginia=None.
 Attendance: 13251
 2025-26 Men's Basketball, Round: 0. Baylor vs West Virginia. Played at Hope Co

Score by periods	1st	2nd	Total
Baylor	38	25	63
West Virginia	20	33	53

Last FG - BAYLOR 2nd-00:10, WVU 2nd-00:01.
 Largest lead - BAYLOR by 12 2nd-18:45, WVU by 3 1st-08:09.
 BAYLOR led for 36:56. WVU led for 02:24. Game was tied for 00:40.

Recap

Baylor used some smothering defense to topple West Virginia 63-53 at Hope Coliseum.

The Bears continued their mastery of West Virginia in Morgantown. Baylor under veteran coach Scott Drew has now won nine of its 13 meetings here for a .692 winning percentage - the best of any team with at least 10 appearances ever in the Coliseum.

It was either stout Baylor defense or poor West Virginia shooting that doomed Mountaineers, particularly in the second half.

The Mountaineers missed 19 of its 28 field-goal tries with only Brenen Lorient providing any consistent offense with 11 of the team's 23 second-half points. Lorient was also the lone WVU player to make a 3 while Honor Huff and Treysen Eaglestaff missed all seven of their second-half attempts from behind the arc.

Overall, Huff and Eaglestaff combined to connect on just 4 of their 20 field goal attempts with Huff missing 12 of 13.

"Overall, just too inept and too inefficient on the offensive end of the floor to counter that with not being able to stop them," West Virginia coach Ross Hodge said afterward. "You can go 1 for 13 and turn the ball over a couple of times if you are going to keep stopping them, but we just didn't execute on either end of the floor (late in the game)."

Baylor wasn't much better, the Bears shooting just 35.7% in the second half, but the Bears were able to answer West Virginia scores and closed out the game on a 16-9 run.

After trailing 38-30 at halftime, the closest West Virginia could get in the second half was three points with 11:29 left on Chance Moore's layup.

Obi Agbim and Cameron Carr paced Baylor with 16 points each, while Tounde Yessoufou contributed 11.

Carr pulled down a game-high 12 rebounds.

Lorient was the sole Mountaineer player to reach double figures with a game-high 19 points. He was 7 of 13 from the floor while the rest of the team was a combined 11 of 37.

"I thought every player who attempted a shot at some point got a very good look," Hodge observed. "We had a couple shots one foot from the basket and a couple pretty clean looks from 3 from the guys you want to shoot them, so I do think there was seven, eight, nine possessions where we got a good look and it just didn't go down.

"Then there were the other nine, 10 possessions as a coach where you didn't feel like you gave your team the best chance in those situations," Hodge added.

The loss was the Mountaineers first of the season at the Coliseum to snap their 16-game winning streak dating back to last year – the third longest active streak in the country.

Game #23

West Virginia 59, Cincinnati 54

Feb. 5, 2026 • Fifth Third Arena

Cincinnati, Ohio

West Virginia 59 • 15-8,6-4 Big 12														
#	Player	Total	3-Ptr	Rebounds			PF	TP	A	TO	Bk	Stl	Min	
		FG-FGA	FG-FGA	FT-FTA	Off	Def	Tot							
00	Brenen Lorient	f	5-7	0-0	1-3	0	2	2	2	11	0	2	0	33
55	Harlan Obioha	c	1-2	0-0	3-5	4	2	6	4	5	1	2	0	0
01	Jasper Floyd	g	3-6	0-2	0-0	0	4	4	0	6	2	2	0	1
03	Honor Huff	g	5-11	3-8	3-6	0	2	2	3	16	6	1	0	38
52	Treysen Eaglestaff	g	1-8	1-6	0-2	1	4	5	2	3	1	2	0	1
02	Amir Jenkins	g	1-4	0-1	0-0	1	2	3	0	2	2	1	0	2
05	DJ Thomas	g	4-6	2-4	4-4	1	1	2	1	14	0	0	0	22
13	Chance Moore	g	1-4	0-0	0-1	1	4	5	3	2	1	2	0	1
23	Morris Ugusok	g	0-0	0-0	0-0	1	0	0	0	0	0	0	0	0
Team					2	2	4			1				
Totals		21-48	6-21	11-21	10	23	33	15	59	13	12	0	5	200
FG % 1st Half: 8-20 40.0% 2nd half: 13-28 46.4% Game: 21-48 43.8%														
3FG % 1st Half: 0-9 0.0% 2nd half: 6-12 50.0% Game: 6-21 28.6%														
FT % 1st Half: 4-7 57.1% 2nd half: 7-14 50.0% Game: 11-21 52.4%														

Cincinnati 54 • 11-12,3-7 Big 12														
#	Player	Total	3-Ptr	Rebounds			PF	TP	A	TO	Bk	Stl	Min	
		FG-FGA	FG-FGA	FT-FTA	Off	Def	Tot							
18	Baba Miller	f	5-9	0-2	5-6	1	7	8	1	15	1	2	3	0
24	Tyler McKinley	f	0-1	0-0	1-2	3	2	5	4	1	1	2	1	21
32	Jalen Celestine	g	3-12	2-8	0-0	2	8	10	0	8	6	0	0	1
01	Day Day Thomas	g	4-10	1-4	0-0	0	2	1	3	9	2	1	0	0
02	Jizzle James	g	7-16	4-6	0-0	1	0	1	2	18	0	4	0	1
05	Sandre Harris	g	1-3	0-0	1-1	0	3	3	2	3	0	3	0	1
07	Keyshuan Tillery	g	0-2	0-1	0-0	0	0	0	0	0	0	0	0	4
11	Kerr Kriisa	g	0-2	0-2	0-0	0	0	0	0	0	0	0	0	15
65	Halvine Dzellat	g	0-0	0-0	0-0	2	1	3	5	0	1	1	0	12
Team					0	1	1			1				
Totals		20-55	7-23	7-9	11	23	34	17	54	11	12	5	4	200
FG % 1st Half: 13-32 40.6% 2nd half: 7-23 30.4% Game: 20-55 36.4%														
3FG % 1st Half: 3-11 27.3% 2nd half: 4-12 33.3% Game: 7-23 30.4%														
FT % 1st Half: 1-1 100.0 2nd half: 6-8 75.0% Game: 7-9 77.8%														

Officials: Jeffrey Anderson,Roger Ayers,Doug Simmons
 Technical fouls: West Virginia=None. Cincinnati=None.
 Attendance: 12215
 2025-26 Men's Basketball, Round: 0. Cincinnati vs West Virginia. Played at FIF

Score by periods	1st	2nd	Total
West Virginia	20	39	59
Cincinnati	30	24	54

Last FG - WVU 2nd-00:14, UC 2nd-00:07.
 Largest lead - WVU by 6 2nd-00:51, UC by 14 2nd-16:11.
 WVU led for 07:05. UC led for 29:35. Game was tied for 03:20.

Recap

West Virginia rallied from 14 points down in the second half to defeat Cincinnati 59-54 at Fifth Third Arena.

It was the Mountaineers' biggest comeback victory in four years.

It was also West Virginia's second consecutive win in the Queen City and completes the season sweep of the Bearcats.

After scoring just 20 first-half points that included misfires on all nine of their 3-point attempts, the Mountaineers outscored the Bearcats 36-17 over the game's final 14 minutes to produce their second conference road win of the year. Honor Huff and freshman DJ Thomas combined for 26 of West Virginia's 39 second-half points to provide the difference.

Huff's team-high 16 all came in the second half, including three big triples.

The biggest 3s of the game came from the freshman, however. A Thomas bomb from the corner put West Virginia ahead 49-47 with 4:05 left, and he hit another big 3 from beyond the top of the key with 1:30 remaining to expand West Virginia's lead to 53-49.

Thomas also converted two critical free throws with 51 seconds left to give West Virginia a six-point lead.

The Allen, Texas, resident made all three of his second-half field goal attempts and was 4-for-4 from the line to offset his teammates, who combined to connect on only 7 of 17.

Some missed free throws, including a pair by Treysen Eaglestaff soon after his 3 gave West Virginia a 42-40 lead, nearly came back to haunt the Mountaineers.

But the defense was stellar by limiting the Bearcats to scores on only 10 of their 27 second-half possessions. After Day Day Thomas' 3 put UC ahead 40-28, it made just four field goals during the game's final 14:11.

Thomas scored 10 of his 14 points in the second half while also contributing a pair of rebounds.

Overall, West Virginia shot 43.8%, including 6 of 12 from behind the arc in the second half. WVU held its own on the glass, being out-boarded by just one (34-33) and committed on three second-half turnovers after mishandling the ball nine times in the opening half.

WVU scored on 17 of its 29 second-half possessions.

Jizzle James led all scorers with 18 points while Baba Miller added 15 points and eight rebounds for the Bearcats.

This was the second time this year the Mountaineers have won a game despite not reaching 60 points.

"They were 11-2 in this building for a reason, and I knew it was going to be hard," Hodge said.

Game #24

No. 13/13 Texas Tech 70, West Virginia 63

Feb. 8, 2026 • Hope Coliseum

Morgantown, W.Va.

Texas Tech 70 • 17-6,7-3 Big 12															
#	Player	Total	3-Ptr			Rebounds			PF	TP	A	TO	Bk	Stl	Min
		FG-FGA	FG-FGA	FT-FTA	Off	Def	Tot	PF	TP	A	TO	Bk	Stl	Min	
03	LeJuan Watts	f	2-6	1-2	2-2	0	4	4	4	7	2	3	0	1	31
12	Donovan Atwell	f	4-6	4-5	3-3	0	3	3	1	15	1	0	0	1	30
15	JT Toppin	f	8-17	2-4	4-4	2	7	9	3	22	2	3	1	1	47
04	Christian Anderson	g	4-8	3-7	2-3	0	2	2	3	13	11	4	0	3	40
11	Jaylen Petty	g	4-8	3-6	0-1	0	2	2	2	11	1	0	0	0	37
01	Tyrece Bryan	g	0-0	0-0	0-0	0	0	0	0	0	0	0	0	0	3
09	Luke Bamgboye	g	1-3	0-0	0-0	0	3	3	2	0	0	0	3	0	12
Team			0	0	0	0	5	5							
Totals			23-48	13-24	11-13	2	26	28	16	70	17	11	4	6	200
FG % 1st Half: 14-23 60.9% 2nd half: 9-25 36.0% Games: 23-48 47.9% Doubleball 0															
3FG % 1st Half: 8-11 72.7% 2nd half: 5-13 38.5% Games: 13-24 54.2% Doubleball 0															
FT % 1st Half: 3-3 100.0 2nd half: 8-10 80.0 Games: 11-13 84.6% Doubleball 0															

Game #25

West Virginia 74, UCF 67

Feb. 14, 2026 • Addition Financial Arena

Orlando, Fla.

West Virginia 74 • 16-9, 7-5 Big 12

#	Player	Total			3-Ptr			Rebounds			PF	TP	A	TO	Blk	Stl	Min
		FG	FGA	FT	FTA	Off	Def	Total	Off	Def							
00	Brenen Lorient	r	5-11	0-1	1-1	4	4	8	2	11	1	3	1	2	29		
55	Harlan Obioha	c	0-1	0-0	0-0	1	4	5	1	0	0	1	0	0	23		
01	Jasper Floyd	g	6-8	3-5	2-4	0	5	5	3	17	3	4	0	2	30		
03	Honor Huff		5-12	3-10	8-8	0	1	1	4	21	0	2	0	1	26		
52	Treyson Eaglestaff	g	2-9	0-1	4-4	2	2	4	2	8	3	1	0	2	36		
02	Amir Jenkins		2-4	0-1	0-0	0	1	1	1	4	2	0	0	1	12		
05	DJ Thomas		0-5	0-4	1-2	1	2	3	0	1	0	0	1	0	15		
13	Chance Moore		6-10	0-1	0-0	2	3	5	2	12	0	0	2	1	22		
23	Morris Ugusuk		0-0	0-0	0-0	1	1	2	0	0	0	0	0	0	7		
Team						2	1	3									
Totals			26-60	6-23	16-19	13	24	37	15	74	9	11	4	9	200		
FG % 1st Half: 13-36 36.1% 2nd half: 13-24 54.2% Game: 26-60 43.3% Deadball Rebounds 2																	
3FG % 1st Half: 1-12 8.3% 2nd half: 5-11 45.5% Game: 6-23 26.1%																	
FT % 1st Half: 1-2 50.0% 2nd half: 15-17 88.2% Game: 16-19 84.2%																	

UCF 67 • 17-7, 6-6 Big 12

#	Player	Total			3-Ptr			Rebounds			PF	TP	A	TO	Blk	Stl	Min
		FG	FGA	FT	FTA	Off	Def	Total	Off	Def							
35	Devan Cambridge	r	2-5	0-2	1-1	2	1	3	1	5	2	1	1	2	24		
99	Jordan Burks	r	4-7	2-4	0-0	2	6	8	1	10	0	1	0	3	31		
07	John Bol	c	3-5	0-0	1-2	2	4	6	1	7	1	3	5	1	28		
01	Themus Fulks	g	7-16	1-2	4-5	0	4	4	5	19	7	6	0	0	35		
02	Riley Kugel	g	3-10	2-4	5-5	0	2	2	4	13	2	1	0	2	37		
00	Jeremy Foumena		0-3	0-0	0-0	1	1	2	0	0	0	0	0	0	7		
03	George Beale Jr.		0-2	0-2	0-0	0	1	1	1	0	0	0	1	0	10		
05	Kris Parker		0-0	0-0	0-0	0	0	0	0	0	0	0	0	0	2		
11	Carmelo Pacheco		1-1	1-1	0-0	0	0	0	0	3	0	0	0	0	5		
22	Chris Johnson		4-8	0-3	2-3	0	1	1	4	10	0	1	0	0	21		
Team						2	2	4									
Totals			24-57	6-18	13-16	9	22	31	17	67	12	13	7	8	200		
FG % 1st Half: 10-27 37.0% 2nd half: 14-30 46.7% Game: 24-57 42.1% Deadball Rebounds 3																	
3FG % 1st Half: 3-10 30.0% 2nd half: 3-8 37.5% Game: 6-18 33.3%																	
FT % 1st Half: 6-6 100.0 2nd half: 7-10 70.0% Game: 13-16 81.3%																	

Officials: James Ford,Justin Sham,Tyler Kumpf
Technical fouls: West Virginia-None, UCF-None.
Attendance: 8081
2025-26 Men's Basketball. Round: 0. UCF vs West Virginia. Played at Addition F

Score by periods	1st	2nd	Total
West Virginia	28	46	74
UCF	29	38	67

Points In Off 2nd Fast
WVU 38 15 10 8 17
UCF 32 17 8 16 13

Score tied - 8 times.
Lead changed - 9 times.

Recap

West Virginia rallied from 14 points down in the second half to stun homestanding UCF 74-67 at Addition Financial Arena in Orlando, Florida.

UCF, which owned home victories over Kansas and Texas Tech, loses for only the third time this season in its home arena.

West Virginia, now 16-9 overall and 7-5 in Big 12 play, completed its second 14-point, second-half comeback road victory in nine days. The Mountaineers made a similar comeback in their 59-54 triumph at Cincinnati back on Feb. 4.

It was Honor Huff and Florida resident Jasper Floyd doing the damage for West Virginia. Huff overcame a tough first half shooting performance to finish with a game-high 21 points - 18 of those coming after intermission.

Tampa's Floyd treated his family to a 17-point, five-rebound, two-steal performance. It was his best scoring effort since the season-opening victory over Mount St. Mary's back on Nov. 4.

"Jasper hit some monster shots down the stretch and played tremendous defense," West Virginia coach Ross Hodge said afterward.

UCF (17-7 overall and 6-6 in the Big 12) led 29-28 at halftime and outscored the Mountaineers 23-10 over the first seven minutes of the second half.

Chance Moore's layup ended a UCF 7-0 run and began a spurt that saw West Virginia score 16 of the next 23 points over the next seven minutes to reduce UCF's lead to 54-53 with 7:26 to go.

Floyd's 3 with 6:25 left tied the game at 56, then it was Huff who took over the game. The senior guard scored WVU's next 13 points to give the Mountaineers a 69-62 lead with 59 seconds remaining.

UCF, which came into the game averaging 82.4 points per game, could muster just two field goals over the final 5:29 of the game.

It was the fewest points the Knights have scored at home this season. The analytic stats showed West Virginia limiting UCF to just 30 scores on its 67 possessions today for a 44.8% scoring rate.

WVU also turned over UCF on 19.4% of its possessions. Brenen Lorient chipped in with 11 for the Mountaineers.

Fulks led UCF with 19 points.

"They let me coach them hard and direct, and in those moments, they allow me to be brutally honest," Hodge said.

"They might not like what is coming out of my mouth, but they trust me enough to know he's telling me the truth."



2025-26 West Virginia Men's Basketball Combined Team Statistics In Conference games

Page 1/1
as of Feb 17, 2026

Game Records

Record	Overall	Home	Away	Neutral
ALL GAMES	7-5	4-2	3-3	0-0
CONFERENCE	7-5	4-2	3-3	0-0
NON-CONFERENCE	0-0	0-0	0-0	0-0

Score by Periods

Team	1st	2nd	OT	TOT
West Virginia	343	420	0	763
Opponents	412	400	0	812

Team Box Score

No.	Player				Total		3-Point		F-Throw		Rebounds													
		GP-GS	MIN	AVG	FG-FGA	FG%	3FG-3FGA	3FG%	FT-FTA	FT%	OFF	DEF	TOT	AVG	PF	DQ	A	TO	BLK	STL	PTS	AVG		
3	HUFF, Honor	12-12	432:31	36.0	43-138	.312	31-107	.290	46-53	.868	2	33	35	2.9	26	0	25	20	0	5	163	13.6		
0	LORIENT, Brenen	11-11	315:02	28.6	56-108	.519	6-20	.300	14-19	.737	17	31	48	4.4	23	0	19	25	8	8	132	12.0		
52	EAGLESTAFF, Treysen	12-12	388:29	32.4	44-109	.404	25-63	.397	14-18	.778	11	49	60	5.0	31	0	19	19	2	14	127	10.6		
13	MOORE, Chance	12-1	230:35	19.2	39-81	.481	4-14	.286	17-39	.436	16	34	50	4.2	8	0	6	15	3	8	99	8.3		
1	FLOYD, Jasper	12-12	322:04	26.8	31-56	.554	7-21	.333	8-13	.615	8	45	53	4.4	28	0	27	20	1	18	77	6.4		
5	THOMAS, DJ	12-0	200:09	16.7	26-60	.433	10-34	.294	6-9	.667	11	15	26	2.2	13	0	6	14	1	4	68	5.7		
55	OBOHA, Harlan	12-12	254:00	21.2	18-32	.563	1-1	1.000	20-36	.556	23	32	55	4.6	24	0	8	10	6	3	57	4.8		
2	JENKINS, Amir	12-0	204:12	17.0	15-43	.349	3-10	.300	3-6	.500	3	24	27	2.3	24	0	26	8	0	4	36	3.0		
15	FIELDS, Jackson	3-0	17:41	5.9	1-3	.333	0-2	.000	0-0	.000	1	3	4	1.3	6	0	1	1	1	0	2	0.7		
23	UGUSUK, Morris	7-0	35:17	5.0	1-4	.250	0-3	.000	0-0	.000	2	1	3	0.4	1	0	1	1	0	1	2	0.3		
Team											15	22	37				9							
Total		12	2400		274-634	.432	87-275	.316	128-193	.663	109	289	398	33.2	184	0	138	142	22	65	763	63.6		
Opponents		12	2400		292-673	.434	109-298	.366	119-165	.721	108	282	390	32.5	179	3	180	116	53	82	812	67.7		

Team Statistics

	WVU	OPP
Scoring	763	812
Points per game	63.6	67.7
Scoring margin	-4.1	-
Field goals-att	274-634	292-673
Field goal pct	.432	.434
3 point fg-att	87-275	109-298
3-point FG pct	.316	.366
3-pt FG made per game	7.3	9.1
Free throws-att	128-193	119-165
Free throw pct	.663	.721
F-Throws made per game	10.7	9.9
Rebounds	398	390
Rebounds per game	33.2	32.5
Rebounding margin	+0.7	-
Assists	138	180
Assists per game	11.5	15.0
Turnovers	142	116
Turnovers per game	11.8	9.7
Turnover margin	-2.2	-
Assist/turnover ratio	1.0	1.6
Steals	65	82
Steals per game	5.4	6.8
Blocks	22	53
Blocks per game	1.8	4.4
Winning streak	1	-
Home win streak	0	-
Attendance	72322	61439
Home games-Avg/Game	6-12054	6-10240
Neutral site-Avg/Game	-	0-0

Team Results

Date	Opponent		Score	Att.
01/02/2026	at Iowa St.	L	59-80	14267
01/06/2026	Cincinnati	W	62-60	9903
01/10/2026	Kansas	W	86-75	13743
01/13/2026	at Houston	L	48-77	7035
01/17/2026	Colorado	W	72-61	12607
01/21/2026	at Arizona St.	W	75-63	7153
01/24/2026	at Arizona	L	53-88	14688
01/27/2026	Kansas St.	W	59-54	10809
01/31/2026	Baylor	L	53-63	13251
02/05/2026	at Cincinnati	W	59-54	10215
02/08/2026	Texas Tech	L	63-70	12009
02/14/2026	at UCF	W	74-67	8081



2025-26 West Virginia Men's Basketball Combined Team Statistics All games

Page 1/1
as of Feb 17, 2026

Game Records

Record	Overall	Home	Away	Neutral
ALL GAMES	16-9	13-2	3-3	0-4
CONFERENCE	7-5	4-2	3-3	0-0
NON-CONFERENCE	9-4	9-0	0-0	0-4

Score by Periods

Team	1st	2nd	OT	TOT
West Virginia	822	911	20	1753
Opponents	757	816	21	1594

Team Box Score

No.	Player				Total		3-Point		F-Throw		Rebounds													
		GP-GS	MIN	AVG	FG-FGA	FG%	3FG-3FGA	3FG%	FT-FTA	FT%	OFF	DEF	TOT	AVG	PF	DQ	A	TO	BLK	STL	PTS	AVG		
3	HUFF, Honor	25-25	865:56	34.6	105-288	.365	84-234	.359	96-115	.835	4	50	54	2.2	53	0	41	39	0	24	390	15.6		
0	LORIENT, Brenen	24-24	666:14	27.8	110-208	.529	15-45	.333	36-49	.735	40	82	122	5.1	57	0	48	44	30	17	271	11.3		
52	EAGLESTAFF, Treysen	25-25	704:22	28.2	88-222	.396	44-127	.346	28-38	.737	24	93	117	4.7	49	0	37	32	9	21	248	9.9		
13	MOORE, Chance	19-1	386:15	20.3	67-141	.475	6-23	.261	45-75	.600	29	64	93	4.9	16	0	13	25	7	12	185	9.7		
1	FLOYD, Jasper	25-25	675:16	27.0	65-134	.485	16-41	.390	33-49	.673	14	82	96	3.8	56	0	75	52	1	47	179	7.2		
5	THOMAS, DJ	25-0	412:41	16.5	62-123	.504	14-50	.280	20-29	.690	25	29	54	2.2	33	1	16	23	1	8	158	6.3		
55	O BIOHA, Harlan	25-25	518:53	20.8	48-86	.558	1-1	1.000	46-80	.575	53	77	130	5.2	47	0	22	24	14	7	143	5.7		
15	FIELDS, Jackson	9-0	127:54	14.2	15-28	.536	2-8	.250	7-10	.700	12	19	31	3.4	14	0	10	3	3	2	39	4.3		
2	JENKINS, Amir	25-0	427:15	17.1	35-94	.372	8-21	.381	25-46	.543	9	48	57	2.3	39	0	57	18	0	14	103	4.1		
23	UGUSUK, Morris	19-0	233:20	12.3	10-34	.294	6-26	.231	5-9	.556	11	22	33	1.7	9	0	4	2	1	4	31	1.6		
4	FORSYTHE, Jayden	5-0	20:37	4.1	2-7	.286	2-7	.286	0-0	.000	0	2	2	0.4	2	0	0	0	0	1	6	1.2		
8	OYEADIER, Abraham	1-0	02:22	2.4	0-0	.000	0-0	.000	0-2	.000	0	2	2	2.0	0	0	0	0	0	0	0	0.0		
21	HAUET, Niyol	5-0	08:55	1.8	0-1	.000	0-1	.000	0-0	.000	0	1	1	0.2	1	0	0	1	0	0	0	0.0		
Team											38	50	88					15						
Total		25	5050		607-1366	.444	198-584	.339	341-502	.679	259	621	880	35.2	376	1	323	278	66	157	1753	70.1		
Opponents		25	5050		567-1370	.414	190-539	.353	270-367	.736	222	583	805	32.2	411	6	325	290	90	157	1594	63.8		

Team Statistics

	WVU	OPP
Scoring		
Points per game	70.1	63.8
Scoring margin	+6.4	-
Field goals-att		
Field goal pct	.444	.414
3 point fg-att		
3-point FG pct	.339	.353
3-pt FG made per game	7.9	7.6
Free throws-att		
Free throw pct	.679	.736
F-Throws made per game	13.6	10.8
Rebounds		
Rebounds per game	35.2	32.2
Rebounding margin	+3.0	-
Assists		
Assists per game	12.9	13.0
Turnovers		
Turnovers per game	11.1	11.6
Turnover margin	+0.5	-
Assist/turnover ratio	1.2	1.1
Steals		
Steals per game	6.3	6.3
Blocks		
Blocks per game	2.6	3.6
Winning streak		
Home win streak	0	-
Attendance		
Home games-Avg/Game	15-10920	6-10240
Neutral site-Avg/Game	-	4-6341

Team Results

Date	Opponent		Score	Att.
11/04/2025	Mount St. Mary's	W	70-54	10081
11/06/2025	Campbell	W	73-65	9251
11/09/2025	Lehigh	W	69-47	10264
11/13/2025	Pittsburgh	W	71-49	12453
11/17/2025	Lafayette	W	81-59	9360
11/21/2025	vs Clemson	L	67-70	4856
11/23/2025	vs Xavier	L	68-78	3823
11/30/2025	Mercyhurst	W	70-38	10319
12/03/2025	Coppin St.	W	91-49	9713
12/06/2025	vs Wake Forest	L	66-75	10221
12/09/2025	Little Rock	W	90-58	9803
12/13/2025	vs Ohio St.	Lot2	88-89	6465
12/22/2025	Mississippi Val.	W	86-51	10234
01/02/2026	at Iowa St.	L	59-80	14267
01/06/2026	Cincinnati	W	62-60	9903
01/10/2026	Kansas	W	86-75	13743
01/13/2026	at Houston	L	48-77	7035
01/17/2026	Colorado	W	72-61	12607
01/21/2026	at Arizona St.	W	75-63	7153
01/24/2026	at Arizona	L	53-88	14688
01/27/2026	Kansas St.	W	59-54	10809
01/31/2026	Baylor	L	53-63	13251
02/05/2026	at Cincinnati	W	59-54	10215
02/08/2026	Texas Tech	L	63-70	12009
02/14/2026	at UCF	W	74-67	8081



ROSS HODGE
Head Coach



0 | BRENEN LORIENT
Forward, 6-9, 215
Senior



1 | JASPER FLOYD
Guard, 6-3, 195
Senior



2 | AMIR JENKINS
Guard, 6-2, 180
Freshman



3 | HONOR HUFF
Guard, 5-10, 165
Senior



4 | JAYDEN FORSYTHE
Guard, 6-5, 195
Sophomore



5 | DJ THOMAS
Forward, 6-9, 225
Freshman



7 | EVANS BARNING JR.
Forward, 6-7, 200
Freshman



8 | ABRAHAM OYEADIER
Center, 6-9, 225
Redshirt Freshman



13 | CHANCE MOORE
Guard, 6-6, 210
Fifth Year



15 | JACKSON FIELDS
Forward, 6-8, 225
Senior



20 | MJ FEENANE
Guard, 6-6, 190
Freshman



21 | NIYOL HAUET
Guard, 6-4, 180
Redshirt Freshman



23 | MORRIS UGUSUK
Guard, 6-4, 180
Junior



52 | TREYSEN EAGLESTAFF
Guard, 6-6, 205
Senior



55 | HARLAN OBOHA
Center, 7-0, 265
Fifth Year



YUSUF ALI
Assistant Coach



JOHNNY ESTELLE
Assistant Coach



PHIL FORTE
Assistant Coach



JASE HERL
Assistant Coach



ANDRE SHAW
Assistant Coach



MIKE RANDLE
Director of Recruiting



SEAN MCCLURG
Director of Video, Scouting
and Analytics



ALEX MERGNER
Director of Men's
Basketball Operations



JASON MARTINEZ
Strength and Condition-
ing Coach

MOUNTAINEERS®