



MOUNTAINEER BASKETBALL

PO BOX 877 // MORGANTOWN, WV 26507-0877 // 304.293.2821 PHONE

WVUSPORTS.COM

2024-25 Schedule/Results

Date	Opponent	Television	Time/Results
N4	Robert Morris	ESPN+	W/87-59
N8	Massachusetts	ESPN+	W/75-69
N15	at Pitt	ACC Network X/ESPN+	L/86-62
N20	Iona	ESPN+	W/86-43
N27	vs. No. 3 Gonzaga #	ESPN	W/86-78 OT
N28	vs. Louisville #	ESPN	L/79-70 OT
N29	vs. No. 24 Arizona #	ESPN2	W/83-76 OT
D6	Georgetown ^	ESPN2	W/73-60
D10	North Carolina Central	ESPN+	W/79-45
D14	Bethune-Cookman	ESPN+	W/84-61
D22	Mercyhurst	ESPN+	W/67-46
D31	at No. 7 Kansas *	ESPN+	W/62-61
J4	Oklahoma State *	CBSSN	W/69-50
J7	Arizona *	ESPN+	L/75-56
J12	at Colorado *	ESPN+	W/78-70
J15	at No. 10 Houston *	ESPN+	L/70-54
J18	No. 2 Iowa State *	ESPN+	W/64-57
J21	Arizona State *	CBSSN	L/65-57
J25	at Kansas State *	CBSSN	L/73-60
J29	No. 6 Houston *	ESPN+	L/63-49
F2	at Cincinnati *	ESPN+	W/63-50
F5	at TCU *	ESPN+	L/65-60
F8	Utah *	ESPN+	W/72-61
F11	BYU *	CBSSN	L/73-69
F15	at Baylor *	ESPN2	L/74-71 OT
F19	Cincinnati *	ESPN2	W/62-59
F22	at No. 9 Texas Tech *	ESPN+	L/73-51
F25	TCU *	CBSSN	W/73-55
M1	at BYU *	ESPN2	10:00 p.m.
M4	at Utah *	ESPN+	9:00 p.m.
M8	UCF *	ESPN+	5:00 p.m.
M11-15	Big 12 Championship @	ESPN2/U+	TBD

Battle 4 Atlantis, Paradise Island, Bahamas

^ Big 12-Big East Battle

* Big 12 Conference Game

@ Phillips 66 Big 12 Championship, Kansas City, Mo.

- All times Eastern and subject to change



No. 25/rv BYU
Cougars (20-8, 11-6)

Game 29 - BYU

DATE: Saturday, March 1, 2025

LOCATION: Marriott Center (17,978) in Provo, Utah

TIPOFF: 10:00 p.m. ET

SERIES: BYU leads 3-1

LAST MEETING: BYU 73, WVU 69 (Feb. 11, 2025 in Morgantown)

TV: ESPN2 (Rich Hollenberg and King McClure)

RADIO: MSN (Tony Caridi and Brad Howe) Sirius/XM 385



West Virginia
Mountaineers (17-11, 8-9)

West Virginia Makes First Trip to Utah in 43 Years

- Javon Small was named to the final 20 for the John R. Wooden Late Midseason Watch List, the final 10 for the Bob Cousy Point Guard of the Year Award, the Naismith Trophy Midseason List and to the Oscar Robertson Trophy Midseason Watch List.
- Javon Small was named a Midseason Second Team All-American by The Sporting News and The Athletic.
- Small has scored 514 points at WVU, marking the 50th time a WVU player has scored 500 or more points in a season. Currently, he ranks 42nd at WVU for most points in a season.
- Darian DeVries was named the recipient of the Jim Phelan Award 'Mid-Season' honor, presented annually to the top head coach in Division I college basketball.
- In 17 conference games this season, opponents have made 61 more free throws than the Mountaineers.
- WVU is 3-5 on the road in Big 12 road games (wins at Kansas, at Colorado and at Cincinnati). The Mountaineers had a combined road conference record of 2-25 in the previous three seasons.
- Darian DeVries is 6-8 against ranked teams during his head coaching career. He is 4-3 at WVU with wins over No. 2 Iowa State, No. 3 Gonzaga, at No. 7 Kansas and No. 24 Arizona.
- In WVU's four ranked wins this season, Javon Small has averaged 21.3 points, 7.0 rebounds, 5.3 assists, while making 28 of his 32 free throw attempts.
- WVU has defeated two Top 10 teams away from home this season, marking the first time that has happened in the same season since 2005-06.
- WVU's three Top 10 wins ties for the most in a season in school history along with the 2016-17 & 2005-06 teams.
- WVU broke into the rankings on Jan. 6 at No. 21 in the AP poll. It marked WVU's first appearance in the AP poll since Dec. 26, 2022. The Mountaineers have been ranked in at least one poll in 16 of the last 20 seasons.
- Darian DeVries, who led Drake to six consecutive 20-win seasons and has a career .717 winning percentage as a head coach, was named the 23rd head men's basketball coach at West Virginia University on March 24, 2024.
- DeVries has a record of 167-66 (.717) in seven seasons as a head coach, including a 72-26 (.735) mark in the last two-plus seasons.
- West Virginia is currently ranked No. 47 in the latest NCAA NET rankings with a No. 17 strength of schedule.
- WVU is ranked No. 50 in the latest KenPom rankings, including 14th in defensive efficiency.
- Javon Small ranks ninth overall in KenPom Player of the Year standings.
- In the latest NCAA stats, WVU ranks 32nd in field goal percentage defense (40.5), 17th in scoring defense (64.1) and ninth in 3-point percentage defense (29.2).
- Javon Small was named Big 12 Player of the Week and Oscar Robertson National Player of the Week on Jan. 20.
- Javon Small was named Big 12 Player of the Week, NCAA March Madness Player of the Week and the Naismith Trophy National Player of the Week for Jan. 6.
- Javon Small was named co-Big 12 Player of the Week and Tucker DeVries was tabbed as the Big 12 Newcomer of the Week on Dec. 2. Both were named to the Battle 4 Atlantis All-Tournament Team.
- Small was named the Oscar Robertson National Player of the Week on Dec. 3.
- WVU is 109-123 in Big 12 regular season games since joining the league in 2012-13.
- West Virginia returned just 2.8 percent of its scoring from last season's team (Ofri Naveh).
- For this season, Tucker DeVries (Drake), Javon Small (Oklahoma State), Eduardo Andre (Fresno State), Joseph Yesufu (Washington State), Sencire Harris (Illinois), Amani Hansberry (Illinois) and Jayden Stone (Detroit Mercy) were added from the transfer portal.
- Entering this season, they have combined to play 806 games, made 442 starts, scored 7,606 points, grabbed 3,304 rebounds and dished out 1,248 assists.
- Darian DeVries is 73-2 when scoring 80 or more points in a game and 142-18 when scoring 70 or more.
- Darian DeVries is 121-24 when holding opponents to 69 points or less and 59-6 when holding opponents to 59 points or less.
- West Virginia was predicted 13th in the Preseason Big 12 Poll by the league's head coaches.
- West Virginia has made at least one 3-point field goal in 892 consecutive games.
- The Mountaineers have won 158 of their last 179 games when holding opponents to 69 points or less.
- WVU has won 169 of its last 193 and 225 of its last 256 games when holding opponents to less than 69 points.
- Darian DeVries is 130-17 as a head coach when leading at halftime, including a 15-3 mark at WVU.
- Darian DeVries is 77-3 as a head coach when shooting 50% or better from the field.
- West Virginia is 26-13 all-time in games played on March 1.

WVU Athletics Communications

Associate Athletics Director..... Bryan Messerly
Email bryan.messerly@mail.wvu.edu
Office Phone 304-293-2821
Social Media @wvuhoops
Web WVUsports.com

WVU Quick Facts

Location..... Morgantown, W.Va.
Enrollment 26,000+
Founded 1867
President..... Dr. E. Gordon Gee
Vice President/Director of Athletics..... Wren Baker
Nickname Mountaineers
School Colors..... Old Gold and Blue
Basketball Began..... 1903-04
Facility WVU Coliseum (14,000), opened in 1970





THE DEVRIES FAMILY: Tucker, Ashley, Tatum and Darian

WHAT THEY ARE SAYING ABOUT

Darian DeVries

"Darian DeVries is an excellent coach who has been a part of winning his entire career. He has an innovative offensive mind and his teams are hard-nosed. I believe the people of West Virginia will embrace his style, and his personality will fit the state like a glove." **Fran Fraschilla, ESPN College Basketball Analyst**

"Darian DeVries and his family were with us for 12 memorable years at Creighton. Darian has an innovative basketball mind and great enthusiasm for the game. He will work with alumni, fans and staff to represent West Virginia University in a first-class manner." **Dana Altman, Oregon Head Coach**

"Great hire. He's a great X and O guy. He's a great program builder. He's good without his son. If he comes with his son, he's going to be great for West Virginia. He's the kind of guy I could see staying there for a long time." **Jay Wright, CBS Analyst and Naismith Memorial Basketball Hall of Fame member**

"I could not be more excited for Darian, Ashley, Tucker and Tatum. He's worked extremely hard to earn this opportunity. He's very deserving. The job he did at Drake speaks for itself. None of this surprises me because I fully understand the impact he had on our program, not only for me when he was here but prior to my arrival with coach Altman." **Greg McDermott, Creighton Head Coach**

"Darian DeVries is a proven leader and basketball coach, and one of the brightest young coaches in the game. He took his experience working under Dana Altman and Greg McDermott to another level as head coach at Drake, and there is no doubt he will be a success at West Virginia. Darian has put his time in and he is the real thing. West Virginia found the right coach in Darian DeVries." **Jay Bilas, ESPN**

// COACHING FILE

DARIAN DEVRIES

Coaching History

Creighton
Graduate Manager 1998-2001

Creighton
Assistant Coach
2001-18

Drake
Head Coach
2018-24

West Virginia
Head Coach
2024-present

Playing Career

Northern Iowa
1995-98

Education

Northern Iowa, 1998
B.S. in Elementary Education

Creighton, 2000
M.S. in Counseling

Family

Wife (Ashley)
Children (Tucker and Tatum)

Personal

Birthday is April 7
Native of Aplington, Iowa

DEVRIES YEAR-BY-YEAR

Season	Team	Overall	Conference	Finish
2018-19	Drake	24-10	12-6	T-1st
				CIT First Round
2019-20	Drake	20-14	8-10	8th
				Postseason Canceled
2020-21	Drake	26-5	15-3	2nd
				NCAA Round of 64
2021-22	Drake	25-11	13-5	T-2nd
				CBI Quarterfinals
2022-23	Drake	27-8	15-5	2nd
				NCAA Round of 64
2023-24	Drake	28-7	16-4	2nd
				NCAA Round of 64
2024-25	WVU	17-11	8-9	-
Total		167-66 (.717)	87-42 (.674)	

Probable Mountaineer Starters

No.	Name	Pos.	Ht.	Wt.	Cl.	Statistics	Notes
7	Javon Small	G	6-3	190	Sr.	18.4 ppg, 5.6 apg	Second in scoring & third in assists in Big 12
10	Sencire Harris	G	6-4	174	So.	6.0 ppg, 4.3 rpg	Redshirted last season at Illinois
5	Toby Okani	G	6-8	210	5th	8.3 ppg, 3.9 rpg	MVC All-Defensive Team last season
11	Jonathan Powell	G	6-6	191	Fr.	8.1 ppg, 3.1 rpg	Leads Big 12 in made 3's by a freshman (55)
13	Amani Hansberry	F	6-8	240	So.	9.9 ppg, 6.4 rpg	Two Double-doubles in last three games

Mountaineers Off The Bench

No.	Name	Pos.	Ht.	Wt.	Cl.	Statistics	Notes
12	Tucker DeVries	G/F	6-7	220	Sr.	14.9 ppg, 4.9 rpg	Out for the season with an upper body injury
1	Joseph Yesufu	G	6-0	190	5th	6.4 ppg, 1.9 rpg	Played two seasons at Drake under DeVries
0	Eduardo Andre	C	6-11	240	5th	5.3 ppg, 3.8 rpg	Leads WVU with 42 blocks
3	KJ Tenner	G	6-0	166	Fr.	2.4 ppg, 0.7 rpg	Mr. Basketball in Class 4A in Tennessee
8	Jake Auer	G	6-0	195	5th	1.8 ppg, 0.8 rpg	Invited walk-on from Rockhurst University
22	Haris Elezovic	F	6-8	235	Sr.	0.5 ppg, 1.0 rpg	Joined WVU in late August from Canada
4	Aden Tagaloa-Nelson	G	6-1	197	So.	0.0 ppg, 1.0 rpg	Safety on WVU football team
14	Jayden Stone	G	6-4	185	Sr.	0.0 ppg, 0.0 rpg	Has not seen action due to an upper body injury
2	Dylan Jay	G	6-4	197	Fr.	0.0 ppg, 0.0 rpg	Invited walk-on from Washington
9	Ofri Naveh	F	6-6	185	So.	0.0 ppg, 0.0 rpg	Only scholarship player returning from last year
15	Abraham Oyeadier	C	6-9	221	Fr.	0.0 ppg, 0.0 rpg	Attended Academy of Sports Science (Calif.)

Probable BYU Starters

No.	Name	Pos.	Ht.	Wt.	Cl.	Statistics
15	Richie Saunders	G	6-5	196	Jr.	15.1 ppg, 4.1 rpg
3	Egor Demin	G	6-9	190	Fr.	11.1 ppg, 3.8 rpg
21	Trevin Knell	G	6-5	186	Sr.	9.7 ppg, 2.3 rpg
0	Mawot Mag	F	6-7	220	Sr.	5.5 ppg, 1.9 rpg
13	Keba Keita	C	6-9	229	Jr.	6.5 ppg, 7.7 rpg

Head Coach: Kevin Young (20-8, First Season at BYU)

Series Record

- BYU and West Virginia will meet for the fifth time in school history with BYU holding a 3-1 lead.
- The two teams met on Feb. 11 in Morgantown with BYU coming away with a 73-69 decision.
- The schools met once last season in Morgantown, with the Cougars winning 86-73 on Feb. 3, 2024.
- The series began on Dec. 8, 1947, in Morgantown with WVU winning 68-51.
- The other meeting took place on Dec. 29, 1973, in the Far West Classic in Portland, Oregon, with BYU coming away with an 85-83 victory.
- This will be the fifth game that WVU has played in the state of Utah. The Mountaineers played two games in Logan, Utah, against Fresno State and North Carolina A&T in the 1982 NCAA Tournament. WVU played two games in the 1974 Utah Classic in Salt Lake City against Weber State and Utah.
- The Mountaineers are 2-2 in games played in Utah.

WVU Basketball Tradition

- This is the 115th season and 121st year overall for West Virginia basketball, which began in 1903.
- The Mountaineers own a 1,872-1,186 all-time record in intercollegiate basketball competition, ranking the Mountaineers 21st in wins among all Division I schools.
- WVU has earned 31 NCAA berths, 16 NIT trips and one CBI bid since 1941, and has finished in the Top 25 24 times, including an amazing nine straight years from 1955-63.
- In 1958, the Mountaineers finished the regular season ranked No. 1 in both polls and in 1959, West Virginia, led by All-America guard Jerry West, lost in the NCAA finals to California.
- West Virginia has had 13 first team All-Americans, headlined by West, who went on to become one of basketball's all-time greats with the NBA's Los Angeles Lakers.
- Since 2010, Derek Culver was named to the Lute Olson All-America team in 2021, Jevon Carter was named to the John Wooden, Lute Olson and Senior CLASS All-America teams in 2018, Juwan Staten was named to the Lute Olson All-America team in 2015, Da'Sean Butler earned All-America first team honors in 2010 by John Wooden & Basketball Times and Kevin Jones earned All-America honors in 2012 by John Wooden.
- Besides West, some of basketball's biggest names have been affiliated with the Old Gold & Blue, including former Lakers coach and general manager Fred Schaus, former NBA President of Basketball Operations and Naismith Hall of Famer Rod Thorn, former Utah Jazz broadcaster and Curt Gowdy Media Award winner "Hot Rod" Hundley and most recently Naismith Hall of Famer Bob Huggins. Head coach Joe Mazzulla led the Boston Celtics to the 2024 NBA World Championship, Mike Gansey serves as General Manager of the Cleveland Cavaliers and Jonnie West is the Senior Director of Pro Personnel for the Golden State Warriors.
- West Virginia has played in four different home venues: the ROTC Armory (1903-15), The Ark (1916-27), WVU Field House (1928-69) and the WVU Coliseum (1970-present). When the WVU Coliseum was closed due to asbestos removal during the 1999-2000 season, WVU played home games in Charleston, Wheeling and Fairmont.

When West Virginia ...

Plays a home game: 12-4
Plays a road game: 3-6
Plays a game at a neutral site: 2-1
Plays a Big 12 game: 8-9
Plays a nonconference game: 9-2

Plays on Sunday: 3-0
Plays on Monday: 1-0
Plays on Tuesday: 3-3
Plays on Wednesday: 3-3
Plays on Thursday: 0-1
Plays on Friday: 3-1
Plays on Saturday: 4-3

Wears white uniforms: 9-4
Wears blue uniforms: 1-3
Wears gold uniforms: 3-3
Wears gray uniforms: 1-0
Wears black uniforms: 1-0
Wears throwback uniforms: 2-1

Wins the tipoff: 6-4
Is ahead at halftime: 15-3
Is behind at halftime: 2-8
Is tied at halftime: 0-0
Plays an overtime game: 2-2
Leads by 10 or more points: 15-2
Trails by 10 or more points: 1-8
Leads entering the final minute: 16-1
Is behind entering the final minute: 1-10
Is tied entering the final minute: 0-0

Shoots 50% or better from the field: 3-0
Shoots less than 50% from the field: 14-11
Allows the opponent to shoot 50% or better: 0-1
Holds the opponent to less than 50%: 17-10
Outshoots the opponent: 13-4

Outrebounds the opponent: 10-0
Is outrebounded by the opponent: 7-11
Has the same number of rebounds as the opponent: 0-0
Outscores the opponent in bench scoring: 8-5
Is outscored by the opponent's bench: 9-5
Scores the same as the opponent's bench: 0-1

Shoots more free throws than the opponent: 10-2
Shoots fewer free throws than the opponent: 5-9
Shoots the same number of free throws as the opponent: 2-0
Commits more fouls than the opponent: 7-9
Commits fewer fouls than the opponent: 8-1
Commits the same number of fouls as the opponent: 2-1
Has more turnovers than the opponent: 2-3
Has fewer turnovers than the opponent: 14-7
Has the same number of turnovers as the opponent: 1-1

Scores less than 60 points: 0-5
Scores 60-69 points: 6-3
Scores 70-79 points: 6-3
Scores 80 or more points: 5-0
Allows the opponent less than 60 points: 9-0
Allows the opponent 60-69 points: 5-4
Allows the opponent 70-79 points: 3-6
Allows the opponent more than 80 points: 0-1

West Virginia In Its 17 Wins/11 Losses

WVU's field goal percentage: 44.8/39.7
WVU's free throw percentage: 75.4/67.2
WVU's 3-point field goal percentage: 37.0/26.0125
WVU's free throw attempts/game: 17.2/11.4
WVU's offensive rebounds/game: 9.2/8.0
WVU's rebounds/game: 35.6/29.2
WVU's rebound margin/game: +0.8/-9.5
WVU's assists/game: 14.6/12.9
WVU's turnovers/game: 10.9/10.
WVU's points/game: 74.3/59.9
Opponent's field goal percentage: 37.1/46.1
Opponent's points/game: 58.8/72.4
Opponent's turnovers/game: 13.6/11.7
Opponent's free throw attempts/game: 15.8/19.3

Wins are first, followed by losses



Darian DeVries

- Darian DeVries, who led Drake to six consecutive 20-win seasons and has a career .717 winning percentage as a head coach, was named the 23rd head men's basketball coach at West Virginia University on March 24, 2024.
- DeVries has a record of 167-66 (.717) in seven seasons as a head coach, including a 72-26 (.735) mark in the last two-plus seasons.
- Spent the last six seasons at Drake, leading the Bulldogs to three Missouri Valley Conference (MVC) titles (two tournament and one regular season) and three NCAA Tournament appearances.
- Posted a 79-33 (.705) record in the MVC.
- Was hired at Drake prior to the 2018-19 season and led the Bulldogs to six of the 11 20-win seasons in program history.
- Last season, DeVries led Drake to a 28-7 record, capping the season with a MVC Tournament title and the Bulldogs' third NCAA Tournament appearance in four years.
- Was a two-time MVC Coach of the Year (2019 and 2021).
- Finalist for the 2023-24 Hugh Durham National Coach of the Year Award, giving annually to the top mid-major head coach in college basketball.
- Prior to Drake, DeVries was an assistant coach at Creighton for 17 years under Greg McDermott and Dana Altman.
- Joined Creighton as a graduate manager and spent 20 years at Creighton.
- During his time at Creighton, he was part of 19 postseason appearances and 12 NCAA Tournament bids.
- Is a 1998 graduate of Northern Iowa, where he played for coach Eldon Miller.
- Led UNI in 3-point shooting for three seasons and converted on 44 percent of his attempts.
- A native of Aplington, Iowa, who was inducted into the Iowa High School Athletic Association Hall of Fame.
- Oldest of five siblings - three brothers played football and sister played volleyball.
- DeVries and his wife, Ashley, have a son Tucker and a daughter, Tatum.

Player Assists

- Eduardo Andre:** Played two seasons at Fresno State and two seasons at Nebraska ... has six games with three blocks or more ... season highs of 15 points against Kansas and 10 rebounds against Oklahoma State.
- Jake Auer:** Invited walk-on from Rockhurst University ... averaged 9.6 points and 3.0 rebounds per game last season ... scored in double figures in 14 games ... shot 40.3% from 3-point range ... shooting 61.5% from 3 this season.
- Tucker DeVries:** Played last three seasons at Drake under his father and coach Darian DeVries ... back-to-back Larry Bird MVC Player of the Year and MVC Tournament Most Outstanding Player ... was MVC Freshman of the Year in his first season at Drake ... only Division I player to average 20 points, six rebounds, three assists and 1.5 steals per game last season ... AP All-America Honorable Mention selection ... NABC All-District Team ... Julius Erving Small Forward of the Year Preseason Watch List ... Naismith Trophy Men's College Player of the Year Watch List ... out indefinitely with an upper body injury ... out for the season with an upper body injury.
- Haris Elezovic:** Attended Laval University in Quebec ... averaged 12.2 points and 10.3 rebounds per game ... career-high 26 rebounds against UQAM ... previously attended McGill University in Montreal ... signed with West Virginia in August.
- Amari Hansberry:** Played last season at Illinois ... career-high 19 points against Gonzaga and Louisville ... recorded 12 rebounds in games against Robert Morris and North Carolina Central ... 2023 Gatorade Maryland Player of the Year ... double-double vs. Cincinnati and at Texas Tech.
- Sencire Harris:** Sat out last season at Illinois ... played in all 33 games as a freshman, starting seven ... attended St. Vincent-St. Mary's High School and won Ohio Co-Player of the Year honors ... career-high 13 points vs. TCU.
- Dylan Jay:** Invited walk-on from Phoenix (Ariz.) PHH Prep ... previously attended Chelan High in Washington ... averaged 23 points per game ... redshirting this season.
- Ofri Naveh:** Only scholarship player returning from last year's WVU team ... competed with Israel in the summer of 2023 in FIBA U18 European Championship play ... Academic All-Big 12 Rookie Team ... played in 24 games with seven starts ... redshirting this season.
- Toby Okani:** Fifth-year senior after two seasons at UIC and two seasons at Duquesne ... was named to the MVC All-Defensive Team after leading the league in blocks (2.0) last season ... was one of two MVC players to rank in the top 10 of the conference in three primary defensive categories (rebounding, steals and blocks).
- Abraham Oyeadier:** Originally from Ghana ... graduated from Academy of Sports Science in California ... averaged 10.7 points, 11.3 rebounds and 1.6 blocks per game ... redshirting this season.
- Jonathan Powell:** Named Division I Ohio High School Basketball Coaches Player of the Year last year at Centerville High ... averaged 19.7 points, 4.2 rebounds and 1.6 assists per game ... scored 17 points against Cleveland St. Ignatius in the Division I state championship game ... has made 55 3-point field goals.
- Javon Small:** Played at Oklahoma State last season and the previous two seasons at East Carolina ... earned All-Big 12 Honorable Mention honors ... this season, he has won Big 12 Player of the Week honors three times and Oscar Robertson National Player of the Week honors twice ... Mid-Season Second Team All-American by the Sporting News ... final 10 for the Bob Cousy Point Guard of the Year and final 50 for Oscar Robertson Player of the Year ... John R. Wooden Late Midseason Top 20 Watch List.
- Jayden Stone:** Played last two seasons at Detroit Mercy and the previous two at Grand Canyon ... scored 20.8 points per game last season, ranking 22nd in the nation ... scored double figures in 23 games, including at least 30 points three times ... will redshirt this season.
- Aden Tagaloa-Nelson:** Safety on football team who joined the roster following football season in each of last two years ... Academic All-Big 12 Rookie Team ... played two games last season.
- KJ Tenner:** Won Mr. Basketball in Class 4A in state of Tennessee at Cordova High ... Memphis Commercial Appeal 2024 Boys Basketball Player of the Year ... reached 1,000 points in just 42 games, a school record.
- Joseph Yesufu:** Played at Washington State last season and previously attended Kansas for two seasons, and before that at Drake under Darian DeVries ... only played in six games at Washington State due to a hip injury.

WVU's 1,000 Point Scorers

Player	Years	Points
Jerry West	1958-60	2,309
Rod Hundley	1955-57	2,180
Da'Sean Butler	2007-10	2,095
Wil Robinson	1970-72	1,850
Kevin Jones	2009-12	1,822
Greg Jones	1980-83	1,797
Rod Thorn	1961-63	1,785
Jevon Carter	2015-18	1,758
Kevin Pittsnogle	2003-06	1,708
Lowes Moore	1976-80	1,696
Ron Williams	1966-68	1,687
Chris Brooks	1988-91	1,661
Pervires Greene	1991-94	1,655
Damian Owens	1995-98	1,616
Darryl Bryant	2009-12	1,590
Warren Baker	1973-76	1,556
Mark Workman	1950-52	1,553
Lester Rowe	1982-85	1,524
Dale Blaney	1982-86	1,520
Darryl Prue	1986-89	1,426
Alex Ruoff	2006-09	1,420
Ricky Robinson	1991-94	1,373
Russel Todd	1980-83	1,350
Tracy Shelton	1989-93	1,316
Daxter Miles Jr.	2015-18	1,311
Maurice Robinson	1975-78	1,307
Steve Berger	1987-90	1,262
Juwan Staten	2013-15	1,260
Chris Leonard	1989-92	1,235
Marcus Goree	1997-00	1,183
Marsalis Basey	1991-94	1,168
Seldon Jefferson	1995-97	1,168
Chris Moss	1999-02	1,167
Jim McCormick	1961-63	1,156
Mike Boyd	1991-94	1,136
Devin Williams	2014-16	1,134
Eddie Becker	1952-54	1,127
Bob Smith	1957-59	1,127
Bob Hummell	1968-70	1,117
Herbie Brooks	1986-89	1,105
Tom Lowry	1962-64	1,104
Lloyd Sharrar	1956-58	1,101
Tyrone Sally	2002-05	1,092
Taz Sherman	2020-22	1,089
Lionel Armistead	1999-02	1,083
Dave Reaser	1966-68	1,071
Johannes Herber	2003-06	1,069
Drew Schifino	2002-04	1,048
Esa Ahmad	2016-19	1,039
Derek Culver	2019-21	1,036
Lee Patrone	1959-61	1,028
Tony Robertson	1976-77	1,026
Fred Schaus	1947-49	1,009
Patrick Beilein	2003-06	1,001
Leland Byrd	1944-48	1,000

Tale of the Tape

	WVU	BYU		
GAMES PLAYED	28	28		
SCORING	1922	2272		
points per game	68.6	81.1		
scoring margin	+4.5	+11.2		
FIELD GOALS-ATT	687-1605	817-1677		
field goal pct	.428	.487		
3 POINT FG-ATT	243-743	305-813		
3-point FG pct	.327	.375		
3-point FG made per game	8.7	10.9		
FIELD GOALS-ATT (OPPONENT)	635-1567	691-1597		
field goal pct	.405	.433		
3 POINT FG-ATT (OPPONENT)	166-568	245-703		
3-point FG pct	.292	.349		
3-point FG made per game	5.9	8.8		
FREE THROWS-ATT	305-418	333-484		
free throw pct	.730	.688		
REBOUNDS	927	1038		
rebounds per game	33.1	37.1		
rebounding margin	-3.3	+6.1		
ASSISTS	390	487		
assists per game	13.9	17.4		
TURNOVERS	297	331		
turnovers per game	10.6	11.8		
turnover margin	+2.3	+0.4		
assist/turnover ratio	1.3	1.5		
STEALS	215	203		
steals per game	7.7	7.3		
BLOCKS	121	87		
blocks per game	4.3	3.1		
STREAK	W1	W5		
SCORE BY PERIODS	1st	2nd	OT	Total
West Virginia	917	959	46	1922
BYU	1118	1123	31	2272

Double-Figure Scoring Games/2024-25

Javon Small	26
Jonathan Powell	13
Amani Hansberry	11
Toby Okani	9
Joseph Yesufu	7
Tucker DeVries	6
Eduardo Andre	4
Sencire Harris	3
KJ Tenner	1

Career Double-Figure Scoring Games at WVU

Javon Small	26
Jonathan Powell	13
Amani Hansberry	11
Toby Okani	9
Joseph Yesufu	7
Tucker DeVries	6
Eduardo Andre	4
Sencire Harris	3
Ofri Naveh	2
KJ Tenner	1

20-Point Games/2024-25

Javon Small	12
Tucker DeVries	1
Toby Okani	1

Career 20-Point Games at WVU

Javon Small	12
Tucker DeVries	1
Toby Okani	1

Double-Figure Rebounding Games/2024-25

Amani Hansberry	6
Javon Small	2
Toby Okani	1
Eduardo Andre	1

Career Double-Figure Rebounding Games at WVU

Amani Hansberry	6
Javon Small	2
Toby Okani	1
Eduardo Andre	1

Double-Figure Assist Games/2024-25

Javon Small	1
-------------	---

Career Double-Figure Assist Games at WVU

Javon Small	1
-------------	---

Double-Doubles/2024-25

Amani Hansberry	3
Javon Small	3
Toby Okani	1

Career Double-Doubles at WVU

Amani Hansberry	3
Javon Small	3
Toby Okani	1

Pronunciation Guide

Names

Amani	uh-MAHN-ee
Auer	OW-er
Darian DeVries	DAIR-en Duh-VREEZ
Eduardo	Ed-war-doe
Elezovic	Uh-LEZ-uh-vitch
Ofri Naveh	O-Free Na-VEY
Okani	Oh-CON-knee
Oyeadier	Oh-yuh-deer
Sincere	Sin-seer
Tagaloa-Nelson	Tag-uh-LOW-uh
Yesufu	YES-ooh-foo

Speciality Stats (per game)

	WVU	Opponent
Points off Turnovers	15.2	11.1
Second Chance Points	8.1	10.5
Points in the Paint	27.4	28.9
Fast Break Points	9.5	7.0
Bench Points	16.4	18.0

Against Ranked Teams

- The BYU game marks the 377th time in school history WVU will play a team in the AP Top 25.
- This season, the Mountaineers are 4-3 against ranked teams with wins over No. 2 Iowa State, No. 3 Gonzaga, at No. 7 Kansas and No. 24 Arizona, with a loss at No. 10 Houston, home vs. No. 6 Houston and at No. 9 Texas Tech.
- WVU owns 121 wins against AP-ranked teams.
- Since 1995, the Mountaineers have played 262 nationally ranked teams. WVU has played 376 total games against nationally ranked competition. That means more than 69 percent of the games against the best teams in the country have come during the last 31 seasons.
- WVU has played 213 ranked teams since the start of the 2004-05 season, winning 79 of those games.

44

- The WVU Department of Intercollegiate Athletics honored the memory and legacy of Mountaineer great Jerry West at the WVU-Iowa State men's basketball game on Saturday, Jan. 18.
- Following his passing on June 12, 2024, WVU Athletics is honoring West throughout the 2024-25 athletic season.
- All 18 varsity sports teams are wearing a commemorative logo of his famous 44 on their uniform, warm-up or helmet depending on the sport.
- Plus, all men's basketball promotional material for the year is featuring the West No. 44 logo, which also adorns the sidelines of the Coliseum court this season.
- Finally, all teams are saluting West at different times of the year with social media videos paying tribute to West.

2025-26 Signings

- Coach Darian DeVries announced the signings of three recruits during the November signing period.
- Braydon Hawthorne, a 6-foot-9 guard/forward from Beckley, West Virginia, is considered the top prospect in West Virginia in 2025. He attends Huntington Prep.
- Trent MacLean, a 6-foot-9 wing from Westlake Village, California, attends SoCal Academy in Castaic, California, where he's listed as a Top 150 recruit. His father, Don, was a nine-year NBA veteran and is UCLA's and the Pac-12 Conference's all-time leading scorer.
- Kelvin Odih, a 6-foot-5 guard/wing from Providence, Rhode Island, attends SoCal Academy in Castaic, California. He is ranked as a Top 75 national prospect and previously attended La Salle Academy and South Kent (Conn.).
- All three signees were named McDonald's All-America nominees.

Battle 4 Atlantis Recap

- The Mountaineers defeated No. 3 Gonzaga and No. 24 Arizona to finish in third place at the 2024 Battle 4 Atlantis in the Bahamas in November.
- Javon Small and Tucker DeVries were named to the Battle 4 Atlantis All-Tournament Team.
- Small led the tournament field by averaging 23.7 points per game, including scoring 31 against Gonzaga and 26 versus Louisville.
- Small was also second in assists for the three-game event.
- DeVries ranked first in blocked shots, 3-point field goals made and 3-point percentage.
- DeVries set a tournament record with eight 3-point field goals made against Arizona.
- Toby Okani ranked fourth in field goal percentage, while Amani Hansberry was second in rebounding and fifth in free throw percentage.
- The Mountaineers played three consecutive overtime games in Atlantis, marking the first time that has happened in school history.

Notes From the Win at Kansas

- WVU won at Allen Fieldhouse for the first time in school history. The Mountaineers had lost in their previous 11 tries, including two overtime games.
- Darian DeVries became the 19th different head coach to defeat Bill Self at Allen Fieldhouse.
- The Mountaineers led the entire game and there was just one tie in the game.
- WVU was without starters Tucker DeVries and Amani Hansberry due to injuries.
- Kansas had won 33 consecutive conference openers until WVU's win. The last time the Jayhawks dropped a league opener was on Jan. 8, 1991, when they lost 88-82 to Oklahoma while the two teams were members of the Big Eight Conference.
- This win marked the first time an unranked WVU team beat a Top 10 opponent in a true road game since winning at No. 7 Temple in 1994.
- WVU is now 7-6 all-time in Big 12 openers. This was the 10th time in 13 years that WVU has opened league play on the road.

In the Rankings

- WVU broke into the AP poll on Jan. 6 with a No. 21 ranking. WVU appeared at No. 21 on Jan. 6 and No. 23 on Jan. 20.
- The Mountaineers have now been ranked in at least one AP poll in 16 of the last 20 seasons.
- Prior to this season, WVU last appeared in the poll on Dec. 26, 2022 with a No. 24 ranking.
- West Virginia has been ranked 152 weeks since Jan. 3, 2005, in the AP poll, and 266 weeks total in school history.
- WVU's 266 appearances in the AP poll ranks 38th all-time in NCAA history for most AP poll appearances.
- This marks the second time a Darian DeVries' team was ranked in the AP Top 25. His Drake team appeared in the poll on Feb. 1, 2021 with a No. 25 ranking.

More Assists

- In 2022-23, WVU made its 31st appearance all-time in the NCAA Tournament, dating back to 1955.
- WVU has made 11 NCAA appearances in the last 17 seasons, including the Final Four in 2010. The Mountaineers have made 13 NCAA appearances since 2005.
- WVU is 143-13 at home against nonconference teams in the last 23 years, and has won 124 of its last 135 games.
- West Virginia is 207-56 against nonconference teams in regular season games in the last 21 seasons.
- The Mountaineers have posted a winning nonconference record in 32 of the last 33 seasons.
- Tucker DeVries has scored the most points (1,867) of any senior (four-year players only) entering this season. He ranks eighth overall for career scoring by returning players (including fifth-year) and third in the Big 12 Conference.
- Entering this season, Tucker DeVries has scored the fifth-most points in college basketball since 2021-22. He's one of 12 players who have scored 1,800 or more points since 2021-22.
- Tucker DeVries is 14 points shy of reaching 2,000 for his career.
- West Virginia is the only team in the country that has two players on the same team who averaged more than 20 points per game from last season -- Tucker DeVries (21.6 ppg) and Jayden Stone (20.8 ppg).
- WVU is 621-191 (.767) all-time at the WVU Coliseum and 262-77 at the WVU Coliseum in the last 21 seasons.
- The Mountaineers have won 117 of their last 180 conference games at the WVU Coliseum.
- WVU is 275-105 in its last 380 games against unranked teams, including winners of 156 of its last 191 at the WVU Coliseum.

DeVries Named Mid-Season National Coach of the Year

- Darian DeVries was named the recipient of the Jim Phelan Award 'Mid-Season' honor, presented annually to the top head coach in Division I college basketball.
- The award was announced on Jan. 16 by the committee.
- The recipient of the annual award is determined by a 10-member voting committee, which consists of current and former head coaches, as well as two senior staff members of collegeinsider.com.

Up Next

- The Mountaineers will remain in Utah and play at Utah on Tuesday.
- WVU defeated Utah in Morgantown on Feb. 8, 72-61.
- Utah leads the all-time series with the Mountaineers, 6-1.

Tracking The Mountaineers

Date	AP	Coaches
Preseason	-	-
November 11	-	-
November 18	-	-
November 25	-	-
December 2	RV	RV
December 9	RV	RV
December 16	RV	RV
December 23	RV	RV
December 30	RV	RV
January 6	21	23
January 13	RV	25
January 20	23	23
January 27	RV	RV
February 3	-	RV
February 10	-	-
February 17	-	-
February 24	-	-

Record Book

Season Assists

Name	Assists	Season
Jevon Carter	246	2018
Ron Williams	197	1967
Steve Berger	193	1989
Juwan Staten	193	2014
Alex Ruoff	191	2007
Steve Berger	183	1990
Mike Boyd	175	1991
Darris Nichols	165	2007
Ralph Holmes	160	1952
Marsalis Basey	158	1993
Tim Lyles	158	2001
Javon Small	157	2025

Season Blocks

Name	Blocks	Season
D'or Fischer	124	2004
Sagaba Konate	116	2018
John Flowers	74	2011
Marcus Goree	70	2000
D'or Fischer	66	2005
Wellington Smith	60	2008
Phil Wilson	58	1993
Phil Wilson	54	1994
Joe Alexander	54	2008
Wellington Smith	53	2009
Sagaba Konate	53	2017
Tim Kearney	49	1983
Phil Wilson	47	1992
Aaric Murray	47	2013
Darrell Pinckney	45	1987
Eduardo Andre	42	2025

West Virginia 2024-25 Roster

No.	Player	Pos.	Ht.	Wt.	Cl.	Hometown (High School/Last School)
0	Eduardo Andre	C	6-11	240	5th	London, England (AZ Compass Prep [Ariz.]/Fresno State)
1	Joseph Yesufu	G	6-0	190	5th	Bolingbrook, Ill. (Bolingbrook HS/Washington State)
2	Dylan Jay	G	6-4	197	Fr.	Chelan, Wash. (Chelan HS/Phoenix PHH Prep [Ariz.])
3	KJ Tenner	G	6-0	166	Fr.	Memphis, Tenn. (Cordova HS)
4	Aden Tagaloo-Nelson	G	6-1	197	So.	Lexington, Ky. (Woodford County HS)
5	Toby Okani	G	6-8	210	5th	Orange, N.J. (Cushing Academy [Mass.]/UIC)
7	Javon Small	G	6-3	190	Sr.	South Bend, Ind. (AZ Compass Prep [Ariz.]/Oklahoma State)
8	Jake Auer	G	6-0	195	5th	Clive, Iowa (Valley HS/Rockhurst)
9	Ofri Naveh	F	6-6	185	So.	Neot Golan, Israel
10	Sencire Harris	G	6-4	174	So.	Canton, Ohio (St. Vincent/St. Mary HS/Illinois)
11	Jonathan Powell	G	6-6	191	Fr.	Centerville, Ohio (Centerville HS)
12	Tucker DeVries	G/F	6-7	220	Sr.	Waukeg, Iowa (Waukeg HS/Drake)
13	Amani Hansberry	F	6-8	240	So.	Silver Spring, Md. (Mount Saint Joseph HS/Illinois)
14	Jayden Stone	G	6-4	185	Sr.	Perth, Australia (Sunrise Christian Academy [Kan.]/Detroit Mercy)
15	Abraham Oyedier	C	6-9	221	Fr.	Accra, Ghana (Academy of Sports Science [Calif.])
22	Haris Elezovic	F	6-8	235	Sr.	Sherbrooke, Quebec (Laval University/Vanier College)

Head Coach: Darian DeVries (Northern Iowa, '98), First Season at WVU (Seventh Season Overall)

Associate Head Coach: Chester Frazier (Illinois, '09), First Season at WVU

Assistant Coach: Tom Ostrom (Minnesota, '97), First Season at WVU

Assistant Coach: Kory Barnett (Indiana, '12), First Season at WVU

Assistant Coach/Director of Player Development: Nick Norton (UAB, '18), First Season at WVU

Assistant Coach: Cavel Witter (Creighton, '10), First Season at WVU

Director of Player Personnel/Recruiting: Nelson Hernandez (Utah State, '13), First Season at WVU

Director of Men's Basketball Operations: Garrett Sturtz (Drake, '22), First Season at WVU

Video Coordinator: Jalen Cannady (North Carolina Wesleyan, '16), First Season at WVU

Strength & Conditioning Coach: Ryan Horn (Shepherd, '07), First Season at WVU

The Last Time ...

Team Scoring

West Virginia scored 100 or more points:
104 vs. TCU (2/26/19)

West Virginia scored 90 or more points:
90 at Kansas State (2/26/24)

West Virginia scored 50 or less points:
49 vs. Houston (1/29/25)

West Virginia scored 40 or less points:
39 vs. Kentucky (3/26/15)

West Virginia shot 60 percent or better from the floor:
60.8 (31-of-51) vs. Portland State (11/25/22)

West Virginia shot 50 percent or better from the floor:
51.9 (27-of-52) vs. TCU (2/25/25)

West Virginia shot 70 percent or better from 3-point range:
70.0 (7-of-10) at TCU (2/9/13)

West Virginia made 40 or more field goals:
45 vs. Morgan State (11/18/17)

West Virginia made 45 or more field goals:
45 vs. Morgan State (11/18/17)

West Virginia made 10 or more 3-pointers:
11 vs. TCU (2/25/25)

West Virginia made 15 or more 3-pointers:
15 vs. North Carolina Central (12/10/24)

West Virginia made 30 or more free throws:
31 vs. Akron (11/8/19)

Opponent scored 90 or more points:
90 by Cincinnati (3/12/24)

Opponent scored 100 or more points:
109 by Coastal Carolina (3/25/19)

Opponent scored less than 50 points:
46 by Mercyhurst (12/22/24)

Opponent scored less than 40 points:
38 by Coppin State (12/20/17)

Opponent shot 60 percent or better from the floor:
59.0 (36-of-61) by Cincinnati (3/9/24)

Opponent shot 50 percent or better from the floor:
55.6 (30-of-54) by TCU (3/6/24)

Opponent shot under 25 percent from the floor:
23.7 (14-of-59) by Iona (11/20/24)

Opponent shot 60 percent or better from 3-point range:
60.0 (9-of-15) by Kansas (3/12/16)

Opponent made 40 or more field goals:
43 by Coastal Carolina (3/25/19)

Opponent made 45 or more field goals:
46 by Notre Dame (1/25/78)

Opponent made 10 or more 3-pointers:
10 by BYU (2/11/25)

Opponent made 15 or more 3-pointers:
16 by Cincinnati (3/12/24)

Opponent made 30 or more free throws:
30 by Oklahoma State (2/10/18)

Team Rebounding

West Virginia had 50 or more rebounds:
50 at Kansas State (12/31/22)

West Virginia had 60 or more rebounds:
62 vs. Loyola (12/2/13)

Opponent had 50 or more rebounds:
50 by Buffalo (11/9/18)

Other Statistics

West Virginia had 20 or more assists:
21 vs. North Carolina Central (12/10/24)

West Virginia had 25 or more assists:
26 vs. Morgan State (11/18/17)

West Virginia had 10 or more steals:
10 vs. TCU (2/25/25)

West Virginia had 15 or more steals:
17 vs. Pitt (11/12/21)

West Virginia had five or more blocked shots:
6 vs. TCU (2/25/25)

West Virginia had 10 or more blocked shots:
11 vs. Iona (11/20/24)

West Virginia had 20 or more turnovers:
20 at Texas (2/11/23)

Opponent had 20 or more assists:
20 by Gonzaga (11/27/24)

Opponent had 25 or more assists:
28 by Texas (2/10/24)

Opponent had 10 or more steals:
10 by Cincinnati (3/9/24)

Opponent had 15 or more steals:
15 by St. John's (12/7/19)

Opponent had five or more blocked shots:
6 by TCU (2/5/25)

Opponent had 10 or more blocked shots:
10 by Baylor (2/20/24)

Opponent had 25 or more turnovers:
32 by Pitt (11/12/21)

National Rankings

West Virginia beat a Top 25 team at home:
West Virginia 64, No. 2 Iowa State 57 (1/18/25)

West Virginia beat a Top 10 team at home:
West Virginia 64, No. 2 Iowa State 57 (1/18/25)

West Virginia beat a Top 5 team at home:
West Virginia 64, No. 2 Iowa State 57 (1/18/25)

West Virginia beat a No. 1 team at home:
West Virginia 89, No. 1 Baylor 68 (1/10/17)

West Virginia beat a Top 25 team away from home:
West Virginia 62, No. 7 Kansas 61 (12/31/24)

WVU beat a Top 10 team away from home:
West Virginia 62, No. 7 Kansas 61 (12/31/24)

West Virginia beat a Top 5 team away from home:
West Virginia 86, No. 3 Gonzaga 78 (11/27/24)

WVU beat a No. 1 team away from home:
West Virginia 94, No. 1 Duke 90 (2/27/66), Charleston, W.Va.

West Virginia was ranked in the AP Top 25:
No. 23 on Jan. 20, 2025

West Virginia was ranked in the AP Top 10:
No. 10 on March 8, 2021

West Virginia was ranked in the AP Top 5:
No. 2 on Jan. 8, 2018

West Virginia was ranked No. 1 by AP:
March 11, 1958

Played an Overtime Game:

Baylor 74, West Virginia 71 (2/15/25)

Played a Double-Overtime Game:

Oklahoma 91, West Virginia 90 (2/13/21)

Played a Triple-Overtime Game:

West Virginia 104, TCU 96 (2/26/19)

The Last Time ...

Individual Scoring

West Virginia player scored 30 or more points:
31 by Javon Small vs. Gonzaga (11/27/24)

West Virginia player scored 35 or more points:
36 by Jesse Edwards vs. TCU (3/6/24)

West Virginia player scored 40 or more points:
43 by Da'Sean Butler vs. Villanova (2/13/09)

West Virginia player made 15 or more field goals:
15 by Jesse Edwards vs. TCU (3/6/24)

West Virginia player made five or more 3-pointers:
6 by Javon Small vs. TCU (2/25/25)

West Virginia player made 10 or more free throws:
10 by Javon Small vs. Arizona State (1/21/25)

Opponent player scored 30 or more points:

32 by Chucky Hepburn of Louisville (11/28/24)

Opponent player scored 35 or more points:

35 by Izaiah Brockington of Iowa State (2/23/22)

Opponent player scored 40 or more points:

43 by CJ Massinburg of Buffalo (11/9/18)

Opponent player scored 50 or more points:

55 by Austin Carr of Notre Dame (2/21/70)

Opponent player made 10 or more field goals:

10 by J'Wan Roberts of Houston (1/15/25)

Opponent player made five or more 3-pointers:

5 by LJ Cryer of Houston (1/15/25)

Opponent player made 10 or more free throws:

12 by Langston Love of Baylor (2/15/25)

Individual Rebounding

West Virginia player had 10 or more rebounds:
11 by Amani Hansberry at Texas Tech (2/22/25)

West Virginia player had 15 or more rebounds:
15 by Tre Mitchell vs. Baylor (1/11/23)

West Virginia player had 20 or more rebounds:
21 by Derek Culver at Oklahoma State (3/9/19)

Opponent player had 10 or more rebounds:
10 by Aziz Bandaogo of Cincinnati (2/19/25)

Opponent player had 15 or more rebounds:
15 by Amari Williams of Drexel (12/9/23)

Opponent player had 20 or more rebounds:
20 by Gerald Jordan of Pitt (1/6/96)

Other Statistics

West Virginia player had 10 or more assists:
10 by Javon Small vs. TCU (2/25/25)

West Virginia player had five or more steals:
6 by Kedrian Johnson vs. Kansas State (3/4/23)

West Virginia player had five or more blocked shots:
5 by Jalen Bridges vs. Pitt (11/12/21)

Opponent player had 10 or more assists:
12 by Ryan Nemphard of Gonzaga (11/27/24)

Opponent player had five or more steals:
6 by Chucky Hepburn of Louisville (11/28/24)

Opponent player had five or more blocks:
5 by Christian Braun of Kansas (1/15/22)

Three WVU players scored 20 points in the same game:
Erik Stevenson (27), Kedrian Johnson (23) and Emmitt Matthews Jr. (20) vs. Kansas State (3/4/23)

Two WVU players grabbed 10 rebounds in the same game:
Javon Small (11) and Eduardo Andre (10) vs. Oklahoma State (1/4/25)

Seven WVU players scored double figures in the same game:
Nathan Adrian (13), Esa Ahmad (12), Daxter Miles Jr. (12), Brandon Watkins (12), Jevon Carter (10), Teyvon Myers (10) and Lamont West (10) vs. UMKC (12/17/16)

Six WVU players scored double figures in the same game:
Tre Mitchell (16), Emmitt Matthews Jr. (14), Kedrian Johnson (12), Seth Wilson (12), Erik Stevenson (11) and Joe Toussaint (11) vs. Portland State (11/25/22)

Five WVU players scored double figures in the same game:
Tucker DeVries (18), Javon Small (15), Toby Okani (13), Jonathan Powell (11) & KJ Tenner (10) vs. Robert Morris (11/4/24)



EDUARDO ANDRE

Center

6-11, 240

Fifth-Year Senior

AZ Compass Prep | Fresno State | Nebraska

London, England

x: @EastLDNAndre

Instagram: @andreswrld_



West Virginia (2024-25)

- Had four points and two blocks against TCU
- Scored six points with two blocks at Texas Tech
- Finished with three points and four rebounds against Cincinnati
- Had 10 points on 5-of-5 shooting at TCU
- Scored five points at Cincinnati
- Had eight points against Arizona State and at Kansas State
- Finished with five points and six rebounds against Iowa State
- Scored 12 points with four steals at Colorado
- Had seven points and 10 rebounds against Oklahoma State
- Started at Kansas and finished with a team-high 15 points, six rebounds and four blocks
- Finished with 14 points and six rebounds vs. Mercyhurst
- Made first WVU start vs. NC Central and had eight rebounds with four blocks
- Had four points, three rebounds and four blocks vs. Georgetown
- Sat out the Arizona game with an upper extremity injury
- Finished with two rebounds against Louisville
- Had four points, seven rebounds and four blocks vs. Iowa
- Scored nine points on 4-of-4 shooting at Pitt
- Had four points, six rebounds and three blocks against UMass
- Played in his 100th career game vs. Robert Morris, finished with four points

Opponent	Date	GS	MIN	Total		3-Pointers		Free throws		Rebounds				PF	A	TO	BLK	STL	PTS	AVG
				FG	FGA	PCT	3FG	3FGA	PCT	FT	FTA	PCT	OFF							
Robert Morris	11/04/2024		13:33	2-2	1.000	0-0	.000	0-0	.000	1	3	4	4.0	3	1	1	1	0	4	4.0
Massachusetts	11/08/2024		12:46	1-3	.333	0-0	.000	2-2	1.000	2	4	6	5.0	0	0	0	3	0	4	4.0
at Pittsburgh	11/15/2024		21:52	4-4	1.000	0-0	.000	1-2	.500	1	2	3	4.3	2	2	1	2	1	9	5.7
Iona	11/20/2024		17:08	1-2	.500	0-0	.000	2-3	.667	1	6	7	5.0	3	2	3	4	0	4	5.3
vs Gonzaga	11/27/2024		07:41	0-0	.000	0-0	.000	0-0	.000	1	0	1	4.2	2	1	1	0	0	0	4.2
vs Louisville	11/28/2024		11:01	0-1	.000	0-0	.000	0-0	.000	0	2	2	3.8	3	0	0	0	0	0	3.5
Georgetown	12/06/2024		16:27	2-2	1.000	0-0	.000	0-0	.000	0	3	3	3.7	0	0	1	4	0	4	3.6
N.C. Central	12/10/2024	*	19:46	1-1	1.000	0-0	.000	1-2	.500	3	5	8	4.3	2	0	0	4	2	3	3.5
Bethune-Cookman	12/14/2024		06:47	1-1	1.000	0-0	.000	0-0	.000	0	4	4	4.2	4	1	1	3	0	2	3.3
Mercyhurst	12/22/2024		24:13	6-6	1.000	0-0	.000	2-4	.500	2	4	6	4.4	3	3	1	2	1	14	5.4
at Kansas	12/31/2024	*	33:42	7-9	.778	0-0	.000	1-2	.500	2	4	6	4.5	4	3	1	4	0	15	5.4
Oklahoma St.	01/04/2025	*	26:35	3-4	.750	0-0	.000	1-4	.250	4	6	10	5.0	3	4	3	1	1	7	5.5
Arizona	01/07/2025	*	14:17	2-6	.333	0-0	.000	1-2	.500	0	3	3	4.8	2	1	0	1	1	5	5.5
at Colorado	01/12/2025	*	23:07	5-5	1.000	0-0	.000	2-2	1.000	1	3	4	4.8	5	1	0	0	4	12	5.9
at Houston	01/15/2025	*	19:35	1-2	.500	0-0	.000	0-0	.000	0	3	3	4.7	3	0	2	0	0	2	5.7
Iowa St.	01/18/2025	*	19:02	2-4	.500	0-0	.000	1-1	1.000	2	4	6	4.8	2	0	2	1	2	5	5.6
Arizona St.	01/21/2025	*	19:50	4-5	.800	0-0	.000	0-0	.000	1	2	3	4.6	3	0	1	2	1	8	5.8
at Kansas St.	01/25/2025	*	22:39	4-7	.571	0-0	.000	0-0	.000	2	3	5	4.7	4	0	0	1	1	8	5.9
Houston	01/29/2025		14:48	2-2	1.000	0-0	.000	0-0	.000	0	0	0	4.4	1	1	1	0	1	4	5.8
at Cincinnati	02/02/2025		15:33	2-6	.333	0-0	.000	1-2	.500	1	1	2	4.3	2	1	0	2	1	5	5.8
at TCU	02/05/2025		23:38	5-5	1.000	0-0	.000	0-0	.000	1	0	1	4.1	2	3	2	0	1	10	6.0
Utah	02/08/2025		10:14	0-0	.000	0-0	.000	0-3	.000	0	2	2	4.0	2	0	1	1	0	0	5.7
BYU	02/11/2025		09:58	1-1	1.000	0-0	.000	0-0	.000	1	3	4	4.0	0	0	3	0	1	2	5.5
at Baylor	02/15/2025		11:18	1-1	1.000	0-0	.000	0-0	.000	0	3	3	4.0	4	0	2	1	0	2	5.4
Cincinnati	02/19/2025		13:05	1-3	.333	0-0	.000	1-1	1.000	1	3	4	4.0	4	2	0	1	1	3	5.3
at Texas Tech	02/22/2025		14:44	3-5	.600	0-0	.000	0-0	.000	1	0	1	3.9	1	0	0	2	0	6	5.3
TCU	02/25/2025		15:22	1-1	1.000	0-0	.000	2-2	1.000	1	1	2	3.8	0	0	1	2	0	4	5.3
Totals		9	458:41	62-88	.705	0-0	.000	18-32	.563	29	74	103	3.8	64	26	28	42	19	142	5.3

Prior to West Virginia

- Played two seasons at Fresno State and his first two seasons at Nebraska
- Last season, he played in 20 games, starting 18, before a leg injury sidelined him for the remainder of the season
- Averaged 7.3 points and 5.0 rebounds per game, shooting 60.4%
- Season-high 17 points against Fresno Pacific and 16 points against Idaho State
- Pulled down 10 rebounds against Portland State and Pacific
- As a junior in 2022-23, he appeared in 29 games with 15 starts, averaging 8.3 points, 5.9 rebounds, 1.5 blocks and 1.0 steals
- In the second game against Air Force, he recorded a career-high 26 points
- Didn't begin playing competitive basketball until he was 14 years old
- Born in Luanda, Angola, before moving to London as a 4-year-old

				Field Goals		3-Point		F-Throws		Rebounds									Scoring	
SEASON	TEAM	GP-GS	MIN/AVG	FG-FGA	FG%	3FG-3FGA	3FG%	FT-FTA	FT%	OFF	DEF	TOT	AVG	PF-FO	A	TO	BLK	STL	PTS	AVG
2020-21	Nebr	20-0	175/8.8	22-34	.647	0-0	.000	9-20	.450	12	31	43	2.2	41-1	9	9	5	5	53	2.7
2021-22	Nebr	30-0	345/11.5	36-63	.571	0-1	.000	22-42	.524	25	71	96	3.2	63-2	9	33	16	17	94	3.1
2022-23	Fresno	29-15	612/21.1	96-165	.582	0-4	.000	49-63	.778	51	120	171	5.9	82-2	23	47	44	28	241	8.3
2023-24	Fresno	20-18	459/23.0	61-101	.604	0-1	.000	23-52	.442	24	75	99	5.0	53-3	13	42	21	15	145	7.3
2024-25	WVU	27-9	459/17.0	62-88	.705	0-0	.000	18-32	.563	29	74	103	3.8	64-1	26	28	42	19	142	5.3
TOTAL FOR WVU		27-9	459/17.0	62-88	.705	0-0	.000	18-32	.563	29	74	103	3.8	64-1	26	28	42	19	142	5.3
TOTAL		126-42	2049/16.3	277-451	.614	0-6	.000	121-209	.579	141	371	512	4.1	303-9	80	159	128	84	675	5.4

Single Game Highs

Statistic	Value	
Points	26	at Air Force 02/21/23
Rebounds	15	vs Air Force 01/14/23
Assists	4	vs Oklahoma St. 01/04/25
Steals	4	vs New Mexico 01/03/23, at Colorado 01/12/25
Blocks	5	vs Air Force 01/14/23
FG Made	10	at Air Force 02/21/23
FG Attempts	14	at Air Force 02/21/23
3FG Attempts	2	vs Vanderbilt 11/24/22
FT Made	6	at Air Force 02/21/23
FT Attempts	10	vs New Mexico St. 11/21/23



Guard
6-0, 195
Fifth-Year Senior
Valley HS | Rockhurst
Clive, Iowa
x: @JakeAuer11
Instagram: @jakeauer11



West Virginia (2024-25)

- Scored three points at Texas Tech in five minutes of action
- Saw two minutes of action against Kansas State
- Played seven minutes at Colorado and two minutes at Houston
- Grabbed two rebounds in four minutes vs. Arizona
- Was 1-of-1 from 3 for three points against Bethune-Cookman and Mercyhurst
- Had nine points on 3-of-4 shooting from 3 vs. NC Central
- Scored six points on two 3-point field goals vs. Iona
- Played three minutes at Pitt and grabbed two rebounds
- Saw three minutes of action against Robert Morris

Prior to West Virginia

- Invited walk-on who played four seasons at Rockhurst
- Played in 28 games last season with three starts, averaging 23.1 minutes per game
- Averaged 9.6 points and 3.0 rebounds per game
- Shot 42.0% from the field, 40.3 percent from 3 and 94.1 percent from the free throw line
- Had a career-high 25 points vs. Lewis and posted 23 points against Quincy
- Played in 29 games as a junior with 13 starts
- Averaged 10.1 points and 2.4 rebounds per game
- Scored in double figures in 14 games
- Had 25 points vs. Truman State
- Played in 30 games as a sophomore with 28 starts
- Averaged 12.4 points and 2.8 rebounds per game
- Scored in double figures in 20 games
- Posted a season-high 23 points vs. Emporia State
- First Team All-Conference in basketball
- Second Team All-Conference in baseball
- Broke school record for most 3-point field goals in a season in 2019-20

Opponent	Date	GS	MIN	Total		3-Pointers		Free throws		Rebounds				PF	A	TO	BLK	STL	PTS	AVG
Robert Morris	11/04/2024		02:48	0-1	.000	0-1	.000	0-0	.000	0	1	1	1.0	0	0	0	0	0	0	0.0
at Pittsburgh	11/15/2024		02:44	0-0	.000	0-0	.000	0-0	.000	0	2	2	1.5	0	0	0	0	0	0	0.0
Iona	11/20/2024		05:03	2-2	1.000	2-2	1.000	0-0	.000	0	0	0	1.0	0	0	0	0	0	6	2.0
N.C. Central	12/10/2024		04:23	3-5	.600	3-4	.750	0-0	.000	1	1	2	1.3	1	0	0	0	0	9	3.8
Bethune-Cookman	12/14/2024		01:16	1-1	1.000	1-1	1.000	0-0	.000	0	0	0	1.0	0	0	0	0	0	3	3.6
Mercyhurst	12/22/2024		03:45	1-1	1.000	1-1	1.000	0-0	.000	0	1	1	1.0	1	0	0	0	0	3	3.5
Oklahoma St.	01/04/2025		00:21	0-0	.000	0-0	.000	0-0	.000	0	0	0	0.9	0	0	0	0	0	0	3.0
Arizona	01/07/2025		03:55	0-1	.000	0-1	.000	0-0	.000	2	0	2	1.0	0	0	0	0	0	0	2.6
at Colorado	01/12/2025		06:36	0-1	.000	0-1	.000	0-0	.000	0	1	1	1.0	1	0	0	0	0	0	2.3
at Houston	01/15/2025		02:04	0-0	.000	0-0	.000	0-0	.000	0	0	0	0.9	0	0	0	0	0	0	2.1
at Kansas St.	01/25/2025		02:20	0-1	.000	0-1	.000	0-0	.000	0	0	0	0.8	0	0	0	0	0	0	1.9
at Cincinnati	02/02/2025		00:24	0-0	.000	0-0	.000	0-0	.000	0	0	0	0.8	0	0	0	0	0	0	1.8
at Texas Tech	02/22/2025		05:09	1-2	.500	1-1	1.000	0-0	.000	0	1	1	0.8	1	0	0	0	1	3	1.8
Totals		0	40:48	8-15	.533	8-13	.615	0-0	.000	3	7	10	0.8	4	0	0	0	1	24	1.8


				Field Goals		3-Point		F-Throws		Rebounds								Scoring		
SEASON	TEAM	GP-GS	MIN/AVG	FG-FGA	FG%	3FG-3FGA	3FG%	FT-FTA	FT%	OFF	DEF	TOT	AVG	PF-FO	A	TO	BLK	STL	PTS	AVG
2020-21	Rock	8-5	199/24.9	24-62	.387	20-53	.377	1-1	1.000	2	17	19	2.4	18-0	4	3	0	4	69	8.6
2021-22	Rock	30-28	912/30.4	132-328	.402	84-232	.362	24-28	.857	8	75	83	2.8	65-2	26	37	3	41	372	12.4
2022-23	Rock	29-13	765/26.4	92-271	.339	58-176	.330	51-56	.911	16	55	71	2.4	57-0	39	21	2	35	293	10.1
2023-24	Rock	28-3	646/23.1	89-212	.420	60-149	.403	32-34	.941	27	57	84	3.0	58-2	35	12	4	29	270	9.6
2024-25	WVU	13-0	41/3.1	8-15	.533	8-13	.615	0-0	.000	3	7	10	0.8	4-0	0	0	0	1	24	1.8
TOTAL FOR WVU		13-0	41/3.1	8-15	.533	8-13	.615	0-0	.000	3	7	10	0.8	4-0	0	0	0	1	24	1.8
TOTAL		108-49	2564/23.7	345-888	.389	230-623	.369	108-119	.908	56	211	267	2.5	202-4	104	73	9	110	1028	9.5

Single Game Highs

Statistic	Value	
Points	25	at Truman St. 01/14/23, vs Lewis 01/13/24
Rebounds	8	vs Lewis 02/10/22, vs William Jewell 12/09/23, at Quincy 02/01/24
Assists	4	4 times
Steals	4	vs Lewis 02/10/22, at UIndy 12/03/22, at Missouri S&T 01/18/24
Blocks	1	9 times
FG Made	9	vs Lewis 01/13/24
FG Attempts	17	at McKendree 12/01/22
3FG Made	7	vs Emporia St. 11/17/21, vs Lewis 01/13/24
3FG Attempts	13	at Truman St. 02/28/22, at McKendree 12/01/22
FT Made	11	at Quincy 02/01/24
FT Attempts	12	at Quincy 02/01/24

12 TUCKER DEVRIES

Guard/Forward
6-7, 220
Senior
Waukee HS | Drake
Waukee, Iowa
x: @Tucker_DeVries
Instagram: @tucker.devries



West Virginia (2024-25)

- Sideline for the season with an upper body injury (Dec. 10)
- Had 15 points and seven rebounds vs. Georgetown
- Recognized as the Big 12 Newcomer of the Week on Dec. 2
- Named to the Battle 4 Atlantis All-Tournament Team
- Set a Battle 4 Atlantis game record with eight 3's and finished with 26 points total in the win over No. 24 Arizona
- Finished with 16 points, six rebounds and four blocks vs. No. 3 Gonzaga
- Had 13 points, four rebounds, three steals and three blocks vs. Iona
- Finished with a team-high 17 points and eight rebounds vs. UMass
- Scored the game's first eight points and finished with 18 vs. Robert Morris

Prior to West Virginia

- Played three seasons for his father at Drake
- Was the Larry Bird Missouri Valley Conference Player of the Year and the MVC Tournament Most Outstanding Player for the second straight year
- Was the only NCAA Division I men's basketball player to average at least 20.0 points, 6.0 rebounds, 3.0 assists and 1.5 steals per game
- Ranks ninth in NCAA Division I in scoring (21.6 ppg) and is one of five players with 1,800 points since the 2021-22 season
- Named an Associated Press All-America Honorable Mention selection
- Last year, he scored 734 points and reached double figures in all but one game
- Had career highs of 39 points and 13 rebounds at UIC
- During his three seasons at Drake, he helped the Bulldogs to an 80-26 (.755) record with two NCAA Tournament appearances and two MVC titles
- As a sophomore, he averaged 18.6 points per game and was named MVP of the Paradise Jam Tournament after leading Drake to the championship
- As a freshman, he averaged 13.9 points per game and was named MVC Freshman of the Year, All-MVC Second Team and All-MVC Newcomer Team
- Prior to Drake, he was named 2020-21 Mr. Basketball in the state of Iowa after guiding Waukee High to the Iowa state championship
- Was also named the Gatorade Iowa Boys Basketball Player of the Year
- In three seasons at Waukee, he scored 1,092 points with 430 rebounds
- Set the school's single season scoring record with 554 points his junior season

Opponent	Date	GS	MIN	Total		3-Pointers		Free throws		Rebounds				PF	A	TO	BLK	STL	PTS	AVG
				FG-FGA	PCT	3FG-3FGA	PCT	FT-FTA	PCT	OFF	DEF	TOT	AVG							
Robert Morris	11/04/2024	*	31:55	6-13	.462	4-9	.444	2-3	.667	0	4	4	4.0	2	1	3	1	2	18	18.0
Massachusetts	11/08/2024	*	35:03	3-7	.429	3-5	.600	8-9	.889	1	7	8	6.0	2	2	5	0	3	17	17.5
at Pittsburgh	11/15/2024	*	31:42	2-10	.200	1-5	.200	1-2	.500	0	3	3	5.0	5	2	2	1	2	6	13.7
Iona	11/20/2024	*	30:21	4-11	.364	3-8	.375	2-2	1.000	1	3	4	4.8	2	3	1	3	3	13	13.5
vs Gonzaga	11/27/2024	*	41:41	4-9	.444	2-6	.333	6-7	.857	1	5	6	5.0	2	4	2	4	2	16	14.0
vs Louisville	11/28/2024	*	32:17	3-9	.333	2-4	.500	0-0	.000	0	3	3	4.7	5	1	1	3	0	8	13.0
vs Arizona	11/29/2024	*	36:04	8-16	.500	8-12	.667	2-3	.667	0	4	4	4.6	4	6	0	0	0	26	14.9
Georgetown	12/06/2024	*	36:41	5-10	.500	3-6	.500	2-2	1.000	2	5	7	4.9	1	3	1	0	2	15	14.9
Totals			8 275:44	35-85	.412	26-55	.473	23-28	.821	5	34	39	4.9	23	22	15	12	14	119	14.9

				Field Goals		3-Point		F-Throws		Rebounds									Scoring	
SEASON	TEAM	GP-GS	MIN/AVG	FG-FGA	FG%	3FG-3FGA	3FG%	FT-FTA	FT%	OFF	DEF	TOT	AVG	PF-FO	A	TO	BLK	STL	PTS	AVG
2021-22	DRA	36-29	1076/29.9	174-418	.416	75-221	.339	79-102	.775	39	126	165	4.6	94-1	76	51	30	35	502	13.9
2022-23	DRA	34-34	1119/32.9	212-475	.446	88-236	.373	119-142	.838	29	164	193	5.7	67-1	60	52	8	37	631	18.6
2023-24	DRA	34-34	1207/35.5	245-552	.444	87-240	.363	157-193	.813	21	208	229	6.7	57-0	125	85	11	53	734	21.6
2024-25	WVU	8-8	276/34.5	35-85	.412	26-55	.473	23-28	.821	5	34	39	4.9	23-2	22	15	12	14	119	14.9
TOTAL FOR WVU		8-8	276/34.5	35-85	.412	26-55	.473	23-28	.821	5	34	39	4.9	23-2	22	15	12	14	119	14.9
TOTAL		112-105	3679/32.8	666-1530	.435	276-752	.367	378-465	.813	94	532	626	5.6	241-4	283	203	61	139	1986	17.7

Single Game Highs

Statistic	Value	
Points	39	at UIC 02/28/24
Rebounds	13	at UIC 02/28/24
Assists	7	vs UT Martin 12/19/21, at UIC 02/28/24
Steals	4	vs Southwest Minn. St. 11/14/23, at UIC 02/28/24, vs Bradley 03/03/24
Blocks	5	vs Loyola Chicago 03/06/22
FG Made	12	4 times
FG Attempts	26	at UIC 02/28/24
3FG Made	8	vs Arizona 11/29/24
3FG Attempts	12	vs Clemson 12/11/21, vs UNI 01/27/24, vs Arizona 11/29/24
FT Made	13	vs Southern Ill. 02/07/24
FT Attempts	15	vs Southern Ill. 02/07/24, at UIC 02/28/24

22 HARIS ELEZOVIC

Forward

6-8, 235

Senior

Vanier College HS | McGill | Laval
Sherbrooke, Quebec, Canada

Instagram: @haris.elezovic



West Virginia (2024-25)

- Played two minutes at Texas Tech
- Saw one minute of action vs. Kansas State and at Baylor
- Played two minutes against Iowa State
- Grabbed one rebound in two minutes vs. Arizona
- Played six minutes at Kansas and had two rebounds
- Scored four points with five rebounds against Mercyhurst
- Played four minutes against Bethune-Cookman
- Scored first WVU points vs. North Carolina Central
- Grabbed two offensive rebounds against Arizona
- Played three minutes vs. Iowa
- Saw three minutes of action against Robert Morris

Opponent	Date	GS	MIN	Total		3-Pointers		Free throws		Rebounds				PF	A	TO	BLK	STL	PTS	AVG
				FG-FGA	PCT	3FG-3FGA	PCT	FT-FTA	PCT	OFF	DEF	TOT	AVG							
Robert Morris	11/04/2024		02:48	0-0	.000	0-0	.000	0-0	.000	0	1	1	1.0	0	0	1	0	0	0	0.0
Iona	11/20/2024		03:16	0-0	.000	0-0	.000	0-0	.000	0	0	0	0.5	1	0	1	0	0	0	0.0
vs Arizona	11/29/2024		06:30	0-3	.000	0-1	.000	0-0	.000	2	0	2	1.0	1	0	0	0	0	0	0.0
N.C. Central	12/10/2024		04:23	1-1	1.000	0-0	.000	0-0	.000	0	1	1	1.0	0	0	0	0	0	2	0.5
Bethune-Cookman	12/14/2024		04:21	0-0	.000	0-0	.000	0-0	.000	0	0	0	0.8	0	0	0	0	0	0	0.4
Mercyhurst	12/22/2024		14:51	2-2	1.000	0-0	.000	0-0	.000	2	3	5	1.5	1	2	1	1	0	4	1.0
at Kansas	12/31/2024		06:09	0-1	.000	0-0	.000	0-0	.000	2	0	2	1.6	1	0	0	0	0	0	0.9
Arizona	01/07/2025		01:35	0-0	.000	0-0	.000	0-0	.000	0	1	1	1.5	1	0	0	0	0	0	0.8
at Houston	01/15/2025		01:54	0-0	.000	0-0	.000	0-0	.000	0	0	0	1.3	0	0	0	0	0	0	0.7
at Kansas St.	01/25/2025		00:29	0-0	.000	0-0	.000	0-0	.000	0	0	0	1.2	0	0	0	0	0	0	0.6
at Baylor	02/15/2025		01:25	0-0	.000	0-0	.000	0-0	.000	0	0	0	1.1	1	0	0	0	0	0	0.5
at Texas Tech	02/22/2025		01:38	0-0	.000	0-0	.000	0-0	.000	0	0	0	1.0	0	0	0	0	0	0	0.5
Totals		0	49:19	3-7	.429	0-1	.000	0-0	.000	6	6	12	1.0	6	2	3	1	0	6	0.5

Prior to West Virginia

- Attended Laval University in Laval, Quebec, where he started 29 of 31 games
- Averaged 12.2 points and 10.3 rebounds per game, while shooting 44.9% from the field
- Had a career-high 26 rebounds against UQAM on Feb. 1, 2024
- Helped lead Laval to the U Sports national championship
- In 2022-23, he attended McGill University in Montreal, Quebec
- That season, he averaged 13.9 points and 9.9 rebounds per game, while shooting 47.3% from the field
- Had highs of 28 points against UQAM and 22 rebounds against Concordia
- Recorded 12 double-doubles on the season
- In summer games, posted 17 points and 11 rebounds against Florida State, 12 points and 11 rebounds against Vermont and 15 points and 13 rebounds against Oregon
- Attended McGill in 2021-22 and averaged 8.4 points and 7.5 rebounds per game
- Had season highs of 22 points against UQAM and 18 rebounds against Christopher Newport
- For his career, he has scored 906 points (11.8 ppg) and grabbed 727 rebounds (9.4 rpg), while starting 72 of 77 games played
- Has shot 44.8 from the field and 68.9% from the free throw line to go with 129 assists and 62 steals
- During his career, he was named to the CIS and RSEQ All-Rookie Team in 2021-22, RSEQ Rookie of the Year in 2021-22, RSEQ Ken Shields Nominee in 2023-24, RSEQ First Team All-Star in 2023-24 and RSEQ Second Team All-Star in 2021-22 and in 2022-23.
- Attended high school at Vanier College

				Field Goals		3-Point		F-Throws		Rebounds										Scoring	
SEASON	TEAM	GP-GS	MIN/AVG	FG-FGA	FG%	3FG-3FGA	3FG%	FT-FTA	FT%	OFF	DEF	TOT	AVG	PF-FO	A	TO	BLK	STL	PTS	AVG	
2024-25	WVU	12-0	49/4.1	3-7	.429	0-1	.000	0-0	.000	6	6	12	1.0	6-0	2	3	1	0	6	0.5	
TOTAL		12-0	49/4.1	3-7	.429	0-1	.000	0-0	.000	6	6	12	1.0	6-0	2	3	1	0	6	0.5	

Single Game Highs

Statistic	Value	
Points	4	vs Mercyhurst 12/22/24
Rebounds	5	vs Mercyhurst 12/22/24
Assists	2	vs Mercyhurst 12/22/24
Blocks	1	vs Mercyhurst 12/22/24
FG Made	2	vs Mercyhurst 12/22/24
FG Attempts	3	vs Arizona 11/29/24
3FG Attempts	1	vs Arizona 11/29/24

13

AMANI
HANSBERRY

Forward

6-8, 240

Sophomore

Mount Saint Joseph HS | Illinois
Silver Spring, Md.

x: @igb_Amani

Instagram: @igb.amani



West Virginia (2024-25)

- Had nine points against TCU
- Double-double with 14 points and 11 rebounds at Texas Tech
- Double-double with 17 points and 13 rebounds against Cincinnati
- Scored eight points at Baylor
- Had eight rebounds, five rebounds and four assists vs. BYU
- Posted 17 points, seven rebounds and four assists vs. Utah
- Recorded eight points and 11 rebounds at Cincinnati
- Had eight points and five rebounds against Houston
- Finished with seven points, five rebounds and three steals vs. Arizona State
- Had 12 points and six rebounds against Iowa State
- Scored a team-high 16 points against Houston
- Returned from injury and had six points vs. Oklahoma State
- Missed the Kansas game with a lower body injury
- Scored 16 points against Bethune-Cookman
- Had seven points and 12 rebounds vs. NC Central
- First WVU double-double with 13 points and 10 rebounds in the win over No. 24 Arizona
- Matched career best with 19 points against Louisville
- Had a career-high 19 points and eight rebounds in the win over No. 3 Gonzaga
- Recorded 10 points and nine rebounds vs. Iowa
- Finished with 16 points and six rebounds vs. UMass
- Had nine points and 12 rebounds in his WVU debut vs. Robert Morris

Prior to West Virginia

- Played his freshman season at Illinoi
- Averaged 2.4 points per game and 2.1 rebounds per game, while shooting 45.2% from the field
- Played in 19 games, averaging 7.5 minutes per game
- Had seven points and a career-high eight rebounds in his Illini debut vs. Eastern Illinois
- Was the 2023 Gatorade Maryland Player of the Year after he averaged 15.3 points, 12.0 rebounds and 4.0 assists as a senior at Mount Saint Joseph High
- Was The Baltimore Sun All-Metro Player of the Year for the second year in a row and BCL Player of the Year

Opponent	Date	GS	MIN	Total		3-Pointers		Free throws		Rebounds			PF	A	TO	BLK	STL	PTS	AVG		
				FG	FGA	PCT	3FG	3FGA	PCT	FT	FTA	PCT								DEF	TOT
Robert Morris	11/04/2024	*	26:27	4-8	.500	1-4	.250	0-1	.000	3	9	12	12.0	2	0	1	2	1	9.0		
Massachusetts	11/08/2024	*	26:59	5-12	.417	1-4	.250	5-6	.833	4	2	6	9.0	4	2	1	0	2	16.125		
at Pittsburgh	11/15/2024	*	12:26	1-2	.500	0-1	.000	0-0	.000	0	3	3	7.0	5	1	1	0	0	2.90		
Iona	11/20/2024	*	22:52	4-7	.571	2-4	.500	0-1	.000	2	7	9	7.5	1	2	5	1	2	10.912		
vs Gonzaga	11/27/2024	*	36:60	7-16	.438	3-8	.375	2-2	1.000	2	6	8	7.6	2	3	1	1	1	19.112		
vs Louisville	11/28/2024	*	33:59	5-11	.455	2-7	.286	7-8	.875	3	2	5	7.2	3	1	2	1	0	19.125		
vs Arizona	11/29/2024	*	38:30	5-12	.417	0-4	.000	3-3	1.000	4	6	10	7.6	1	2	3	0	2	13.126		
Georgetown	12/06/2024	*	23:33	2-7	.286	0-3	.000	2-2	1.000	0	2	2	6.9	3	1	2	0	0	6.118		
N.C. Central	12/10/2024	*	20:08	3-9	.333	1-2	.500	0-0	.000	7	5	12	7.4	0	1	1	0	0	7.112		
Bethune-Cookman	12/14/2024	*	28:48	6-9	.667	1-2	.500	3-4	.750	2	4	6	7.3	2	1	1	0	2	16.117		
Mercyhurst	12/22/2024	*	00:56	0-0	.000	0-0	.000	0-0	.000	0	0	0	6.6	0	0	0	0	0	0.106		
Oklahoma St.	01/04/2025	*	13:25	2-5	.400	0-3	.000	2-2	1.000	2	1	3	6.3	1	3	0	0	0	6.103		
Arizona	01/07/2025	*	21:48	3-6	.500	2-4	.500	0-0	.000	0	3	3	6.1	0	0	1	0	1	8.101		
at Colorado	01/12/2025	*	16:37	1-4	.250	0-1	.000	2-2	1.000	2	2	4	5.9	4	1	2	0	0	4.96		
at Houston	01/15/2025	*	19:34	6-8	.750	3-5	.600	1-1	1.000	0	1	1	5.6	4	0	2	1	0	16.101		
Iowa St.	01/18/2025	*	22:27	4-9	.444	4-8	.500	0-0	.000	0	6	6	5.6	1	0	1	0	0	12.102		
Arizona St.	01/21/2025	*	24:07	3-12	.250	1-5	.200	0-0	.000	2	3	5	5.6	1	1	2	0	3	7.100		
at Kansas St.	01/25/2025	*	25:58	2-11	.182	1-6	.167	0-0	.000	2	5	7	5.7	2	0	1	0	0	5.97		
Houston	01/29/2025	*	25:36	3-8	.375	0-3	.000	2-4	.500	1	4	5	5.6	1	0	4	0	0	8.99		
at Cincinnati	02/02/2025	*	24:27	4-9	.444	0-2	.000	0-0	.000	2	9	11	5.9	1	2	1	0	1	8.96		
at TCU	02/05/2025	*	15:45	0-3	.000	0-2	.000	2-2	1.000	3	5	8	6.0	2	4	1	0	1	2.92		
Utah	02/08/2025	*	29:34	6-10	.600	3-6	.500	2-3	.667	2	5	7	6.0	3	4	4	1	0	17.95		
BYU	02/11/2025	*	25:27	4-9	.444	0-4	.000	0-0	.000	0	5	5	6.0	1	4	0	1	1	8.95		
at Baylor	02/15/2025	*	26:12	3-6	.500	0-1	.000	2-3	.667	1	4	5	6.0	5	4	1	0	0	8.94		
Cincinnati	02/19/2025	*	26:51	6-13	.462	2-4	.500	3-4	.750	7	6	13	6.2	2	2	3	0	0	17.97		
at Texas Tech	02/22/2025	*	28:25	6-12	.500	2-5	.400	0-0	.000	2	9	11	6.4	2	0	1	0	0	14.99		
TCU	02/25/2025	*	25:39	4-9	.444	1-6	.167	0-1	.000	2	3	5	6.4	0	1	0	2	2	9.99		
Totals			20	643:33	99-227	.436	30-104	.288	38-49	.776	55	117	172	6.4	53	40	42	10	19	266	9.9

				Field Goals		3-Point		F-Throws		Rebounds									Scoring	
SEASON	TEAM	GP-GS	MIN/AVG	FG-FGA	FG%	3FG-3FGA	3FG%	FT-FTA	FT%	OFF	DEF	TOT	AVG	PF-FO	A	TO	BLK	STL	PTS	AVG
2023-24	Illini	19-0	141/7.4	19-42	.452	4-13	.308	4-6	.667	11	29	40	2.1	22-0	6	2	3	4	46	2.4
2024-25	WVU	27-20	644/23.8	99-227	.436	30-104	.288	38-49	.776	55	117	172	6.4	53-2	40	42	10	19	266	9.9
TOTAL FOR WVU		27-20	644/23.8	99-227	.436	30-104	.288	38-49	.776	55	117	172	6.4	53-2	40	42	10	19	266	9.9
TOTAL		46-20	785/17.1	118-269	.439	34-117	.291	42-55	.764	66	146	212	4.6	75-2	46	44	13	23	312	6.8

Single Game Highs

Statistic	Value	
Points	19	vs Gonzaga 11/27/24, vs Louisville 11/28/24
Rebounds	13	vs Cincinnati 02/19/25
Assists	4	4 times
Steals	3	vs Arizona St. 01/21/25
Blocks	2	vs Robert Morris 11/04/24, vs TCU 02/25/25
FG Made	7	vs Gonzaga 11/27/24
FG Attempts	16	vs Gonzaga 11/27/24
3FG Made	4	vs Iowa St. 01/18/25
3FG Attempts	8	vs Gonzaga 11/27/24, vs Iowa St. 01/18/25
FT Made	7	vs Louisville 11/28/24
FT Attempts	8	vs Louisville 11/28/24

10 SENCIRE HARRIS

Guard
6-4, 174
Sophomore
St. Vincent-St. Mary HS | Illinois
Canton, Ohio
x: @SencireH
Instagram: @sencireh



West Virginia (2024-25)

- Scored a career-high 13 points to go with five rebounds vs. TCU
- Recorded six points and six rebounds against Cincinnati
- Finished with nine points and six rebounds at Baylor
- Had six points at TCU and seven points vs. BYU
- Recorded 12 points and nine rebounds at Kansas State
- Finished with eight points, four rebounds and four steals vs. Arizona State
- Scored seven points against Houston
- Had six points and five rebounds at Colorado
- Scored eight points vs. Arizona
- Had nine points, five rebounds, three steals and two blocks vs. Oklahoma State
- Scored eight points at Kansas
- Matched his then-career best with 12 points to go with seven rebounds and was a +35 vs. Bethune-Cookman
- Finished with six points and a career-high nine rebounds vs. Georgetown
- Had four points, six rebounds and three steals in the win over No. 24 Arizona
- Finished with eight points and six rebounds in the win over No. 3 Gonzaga
- Scored six points vs. Iona
- Finished with four points, six rebounds and two blocks at Pitt
- Had four points, four rebounds and three blocks against Robert Morris

Opponent	Date	GS	MIN	Total		3-Pointers		Free throws		Rebounds				PF	A	TO	BLK	STL	PTS	AVG	
				FG-FGA	PCT	3FG-3FGA	PCT	FT-FTA	PCT	OFF	DEF	TOT	AVG								
Robert Morris	11/04/2024	*	24:36	2-3	.667	0-0	.000	0-0	.000	1	3	4	4.0	1	1	0	3	1	4	4.0	
Massachusetts	11/08/2024	*	27:28	1-1	1.000	0-0	.000	1-2	.500	0	3	3	3.5	4	2	2	0	2	3	3.5	
at Pittsburgh	11/15/2024	*	28:09	1-8	.125	0-4	.000	2-2	1.000	0	6	6	4.3	1	1	0	2	0	4	3.7	
Iona	11/20/2024	*	24:59	2-4	.500	0-1	.000	2-2	1.000	1	1	2	3.8	2	1	3	0	0	6	4.3	
vs Gonzaga	11/27/2024	*	41:45	3-7	.429	0-2	.000	2-2	1.000	0	6	6	4.2	4	1	2	2	2	8	5.0	
vs Louisville	11/28/2024	*	27:22	1-6	.167	0-3	.000	0-0	.000	0	2	2	3.8	5	0	2	1	1	2	4.5	
vs Arizona	11/29/2024	*	32:18	2-6	.333	0-3	.000	0-0	.000	2	4	6	4.1	1	2	1	3	4	4.4		
Georgetown	12/06/2024	*	34:57	2-7	.286	0-1	.000	2-2	1.000	2	7	9	4.8	1	4	1	2	3	6	4.6	
N.C. Central	12/10/2024	*	20:05	2-8	.250	0-4	.000	0-0	.000	0	3	3	4.6	3	3	2	0	2	4	4.6	
Bethune-Cookman	12/14/2024	*	27:34	4-9	.444	0-3	.000	4-5	.800	0	7	7	4.8	2	2	2	0	2	12	5.3	
Mercyhurst	12/22/2024	*	26:57	0-7	.000	0-4	.000	0-0	.000	0	3	3	4.6	0	0	1	0	1	0	4.8	
at Kansas	12/31/2024	*	22:19	4-11	.364	0-1	.000	0-0	.000	0	3	3	4.5	2	3	0	0	0	8	5.1	
Oklahoma St.	01/04/2025	*	32:49	3-10	.300	2-6	.333	1-2	.500	1	4	5	4.5	2	2	1	2	3	9	5.4	
Arizona	01/07/2025	*	38:05	3-4	.750	2-3	.667	0-0	.000	0	3	3	4.4	1	3	1	0	1	8	5.6	
at Colorado	01/12/2025	*	22:20	2-5	.400	0-1	.000	2-2	1.000	0	5	5	4.5	5	0	0	0	0	6	5.6	
at Houston	01/15/2025	*	22:38	3-3	1.000	0-0	.000	1-2	.500	1	2	3	4.4	2	0	0	0	2	7	5.7	
Iowa St.	01/18/2025	*	24:13	1-3	.333	0-0	.000	0-0	.000	2	3	5	4.4	2	1	2	1	2	2	5.5	
Arizona St.	01/21/2025	*	20:43	1-7	.143	0-3	.000	6-6	1.000	0	4	4	4.4	2	0	0	1	4	8	5.6	
at Kansas St.	01/25/2025	*	28:13	6-12	.500	0-2	.000	0-0	.000	3	6	9	4.6	3	2	2	1	2	12	5.9	
Houston	01/29/2025	*	19:57	2-2	1.000	0-0	.000	2-4	.500	0	2	2	4.5	4	0	3	0	2	6	6.0	
at Cincinnati	02/02/2025	*	25:30	0-4	.000	0-2	.000	0-0	.000	0	3	3	4.4	3	2	1	1	4	0	5.7	
at TCU	02/05/2025	*	20:31	3-4	.750	0-1	.000	0-0	.000	0	2	2	4.3	2	1	1	0	1	6	5.7	
Utah	02/08/2025	*	18:42	2-5	.400	0-0	.000	1-2	.500	0	2	2	4.2	2	0	1	0	1	5	5.7	
BYU	02/11/2025	*	24:39	3-6	.500	0-1	.000	1-1	1.000	0	2	2	4.1	3	5	2	0	2	7	5.7	
at Baylor	02/15/2025	*	35:19	4-5	.800	1-1	1.000	0-0	.000	3	3	6	4.2	2	3	2	0	0	9	5.8	
Cincinnati	02/19/2025	*	30:17	2-4	.500	0-0	.000	2-2	1.000	1	5	6	4.3	2	1	1	0	0	6	5.8	
at Texas Tech	02/22/2025	*	25:16	1-4	.250	1-3	.333	1-2	.500	1	4	5	4.3	2	2	1	0	0	4	5.8	
TCU	02/25/2025	*	33:24	5-8	.625	0-0	.000	3-4	.750	0	5	5	4.3	2	2	1	2	2	13	6.0	
Totals			28	761:07	65-163	.399	6-49	.122	33-42	.786	18	103	121	4.3	65	44	33	21	43	169	6.0

Prior to West Virginia

- Sat out last season at Illinois
- Will be a redshirt sophomore at WVU and have three years of eligibility remaining
- Played in all 33 games as a freshman for the Illini, starting seven, and averaged 3.7 points per game and 2.1 rebounds per game to go with 27 steals and 11 blocks
- In the win against No. 14 Wisconsin, he tied a career high with three steals and was a team-best +13
- Attended St. Vincent-St. Mary High School and was named the All-Ohio Co-Player of the Year

				Field Goals		3-Point		F-Throws		Rebounds				Scoring						
SEASON	TEAM	GP-GS	MIN/AVG	FG-FGA	FG%	3FG-3FGA	3FG%	FT-FTA	FT%	OFF	DEF	TOT	AVG	PF-FO	A	TO	BLK	STL	PTS	AVG
2022-23	Illini	33-7	479/14.5	52-121	.430	13-41	.317	4-20	.200	19	49	68	2.1	51-0	29	21	11	27	121	3.7
2024-25	WVU	28-28	761/27.2	65-163	.399	6-49	.122	33-42	.786	18	103	121	4.3	65-2	44	33	21	43	169	6.0
TOTAL FOR WVU		28-28	761/27.2	65-163	.399	6-49	.122	33-42	.786	18	103	121	4.3	65-2	44	33	21	43	169	6.0
TOTAL		61-35	1240/20.3	117-284	.412	19-90	.211	37-62	.597	37	152	189	3.1	116-2	73	54	32	70	290	4.8

Single Game Highs

Statistic	Value
Points	13 vs TCU 02/25/25
Rebounds	9 vs Georgetown 12/06/24, at Kansas St. 01/25/25
Assists	5 vs BYU 02/11/25
Steals	4 vs Arizona St. 01/21/25, at Cincinnati 02/02/25
Blocks	3 vs Robert Morris 11/04/24
FG Made	6 at Kansas St. 01/25/25
FG Attempts	12 at Kansas St. 01/25/25
3FG Made	2 5 times
3FG Attempts	6 vs Oklahoma St. 01/04/25
FT Made	6 vs Arizona St. 01/21/25
FT Attempts	6 vs Arizona St. 01/21/25



Guard

6-4, 197

Freshman

Phoenix PHH Prep (Ariz.) | Chelan HS

Chelan, Wash.

x: dylanjjay

Instagram: dylanjjay



West Virginia (2024-25)

- Will redshirt this season

Prior to West Virginia

- Invited walk-on from Phoenix (Ariz.) PHH Prep
- Previously attended Chelan High in Washington
- Earned First Team All-League honors
- Averaged 23 points per game



9 OFRI NAVEH

Forward
6-6, 185
Sophomore
Neot Golan, Israel
x: OfriNaveh
Instagram: @ofri.naveh2



West Virginia (2024-25)

- Will redshirt this season

West Virginia (2023-24)

- Academic All-Big 12 Rookie Team
- Played in 24 games with seven starts
- Averaged 13.8 minutes per game
- Averaged 2.6 points and 2.5 rebounds per game
- Had four rebounds in five minutes at UCF
- Scored three points against Toledo
- Had five points against Radford
- Finished with five points and four rebounds against Drexel
- Recorded 11 points against Pitt
- Had nine points against St. John's
- Posted his first double-figure scoring game with 10 points and six rebounds against Bellarmine
- Finished with seven rebounds against Virginia
- Had six points and five rebounds against SMU
- Made his first career start against Jacksonville State and finished with six rebounds and three steals
- Finished with four points and five rebounds against Monmouth
- Had four points against Missouri State in his first collegiate game

Prior to West Virginia

- Competed with Israel in the summer of 2023 in FIBA U18 European Championship play
- In seven games, he averaged 11.0 points, 7.1 rebounds, 1.4 assists, 1.9 steals and 1.0 blocks per game
- Shot 54% from the field, 47% from 3-point range and 67% from the free throw line
- Scored 14 points in games against Lithuania and France, 13 points against Greece, 12 points against Sweden and 10 points against Turkey
- Had 11 rebounds against Greece and 10 rebounds against Sweden
- Played for the Maccabi Playtiki Tel Aviv U18 team




				Field Goals		3-Point		F-Throws		Rebounds								Scoring		
SEASON	TEAM	GP-GS	MIN/AVG	FG-FGA	FG%	3FG-3FGA	3FG%	FT-FTA	FT%	OFF	DEF	TOT	AVG	PF-FO	A	TO	BLK	STL	PTS	AVG
2023-24	WVU	24-7	332/13.8	16-55	.291	6-22	.273	25-37	.676	20	39	59	2.5	30-0	20	14	3	8	63	2.6
TOTAL		24-7	332/13.8	16-55	.291	6-22	.273	25-37	.676	20	39	59	2.5	30-0	20	14	3	8	63	2.6

Single Game Highs

Statistic	Value	
Points	11	vs Pittsburgh 12/06/23
Rebounds	7	vs Virginia 11/22/23
Assists	3	4 times
Steals	3	vs Jacksonville St. 11/14/23
Blocks	1	vs Jacksonville St. 11/14/23, vs Pittsburgh 12/06/23, at Houston 01/06/24
FG Made	5	vs Pittsburgh 12/06/23
FG Attempts	13	vs Pittsburgh 12/06/23
3FG Made	2	vs Bellarmine 11/26/23
3FG Attempts	5	vs Pittsburgh 12/06/23
FT Made	9	vs St. John's (NY) 12/01/23
FT Attempts	12	vs St. John's (NY) 12/01/23

5 TOBY OKANI

Guard
6-8, 210
Fifth-Year Senior
Cushing Academy (Mass.) | UIC
Orange, N.J.
x: @t_boogi1
Instagram: t.boogi



West Virginia (2024-25)

- Had six points against TCU
- Finished with 19 points and seven rebounds at Baylor
- Scored a team-high 16 points against BYU
- Had nine points, four rebounds and two blocks vs. Utah
- Scored eight points at TCU
- Finished with eight points at Cincinnati
- Had eight points, four rebounds and five assists against Houston
- Scored 13 points at Kansas State
- Finished with eight points against Arizona State
- Scored eight points at Houston
- Had eight points, four rebounds, three steals and three blocks vs. Arizona
- Scored seven points at Kansas
- Double-double with 13 points and 12 rebounds vs. Mercyhurst
- Had 11 points against Georgetown
- Finished with 20 points on 7-of-11 shooting in the win over No. 24 Arizona
- Had 12 points and four rebounds vs. Louisville
- Scored 10 points in the win over No. 3 Gonzaga
- Finished with seven points and six rebounds vs. Iona
- Had 13 points in his WVU debut vs. Robert Morris

Prior to West Virginia

- Played two seasons at UIC and two seasons at Duquesne
- Last season at UIC, he was named to the Missouri Valley Conference (MVC) All-Defensive Team, leading the league in blocks (2.0)
- Started 31 of 33 games and averaged 11.1 points & 6.8 rebounds per game
- Ranked sixth in the MVC in double-doubles (4) and seventh in rebounds (6.8), defensive rebounds (5.3) and steals (1.5)
- Was one of just two players in the MVC to rank in the top 10 in the conference in the three primary defensive categories
- Had a career-high 31 points at Drake and 12 rebounds at Evansville
- Made 25 career starts in two seasons at Duquesne and had a season-high 13 points against Richmond and 11 rebounds at Rhode Island

Opponent	Date	GS	MIN	Total		3-Pointers		Free throws		Rebounds			PF	A	TO	BLK	STL	PTS	AVG		
				FG-FGA	PCT	3FG-3FGA	PCT	FT-FTA	PCT	OFF	DEF	TOT								AVG	
Robert Morris	11/04/2024	*	19:42	4-6	.667	0-2	.000	5-8	.625	1	2	3	3.0	4	3	1	0	1	13	13.0	
Massachusetts	11/08/2024	*	22:03	2-9	.222	0-1	.000	0-0	.000	2	3	5	4.0	4	0	2	1	0	4	8.5	
at Pittsburgh	11/15/2024	*	14:54	1-4	.250	0-1	.000	0-2	.000	1	4	5	4.3	3	0	0	0	2	6.3		
Iona	11/20/2024	*	24:01	2-5	.400	0-0	.000	3-6	.500	5	1	6	4.8	1	1	0	1	1	7	6.5	
vs Gonzaga	11/27/2024	*	29:23	3-6	.500	2-2	1.000	2-2	1.000	1	1	2	4.2	4	0	1	0	1	10	7.2	
vs Louisville	11/28/2024	*	35:52	6-9	.667	0-1	.000	0-1	.000	2	2	4	4.2	2	1	2	1	0	12	8.0	
vs Arizona	11/29/2024	*	38:38	7-11	.636	3-5	.600	3-6	.500	3	2	5	4.3	2	1	0	1	2	20	9.7	
Georgetown	12/06/2024	*	25:21	5-8	.625	1-3	.333	0-0	.000	1	1	2	4.0	2	2	0	0	0	11	9.9	
N.C. Central	12/10/2024	*	22:05	1-5	.200	0-1	.000	0-0	.000	0	1	1	3.7	2	2	0	0	0	2	9.0	
Bethune-Cookman	12/14/2024	*	26:53	2-4	.500	1-3	.333	0-0	.000	0	4	4	3.7	2	3	1	1	1	5	8.6	
Mercyhurst	12/22/2024	*	23:47	5-8	.625	0-0	.000	3-4	.750	3	9	12	4.5	3	1	3	0	0	13	9.0	
at Kansas	12/31/2024	*	33:50	3-11	.273	1-2	.500	0-0	.000	1	1	2	4.3	4	2	2	1	1	7	8.8	
Oklahoma St.	01/04/2025	*	30:22	2-8	.250	1-4	.250	0-2	.000	3	4	7	4.5	3	0	1	0	0	5	8.5	
Arizona	01/07/2025	*	34:19	3-8	.375	0-4	.000	2-2	1.000	4	0	4	4.4	2	1	4	3	3	8	8.5	
at Colorado	01/12/2025	*	32:33	1-4	.250	0-3	.000	0-5	.000	1	2	3	4.3	3	0	1	0	0	2	8.1	
at Houston	01/15/2025	*	35:51	3-7	.429	1-2	.500	1-2	.500	2	3	5	4.4	2	1	3	0	1	8	8.1	
Iowa St.	01/18/2025	*	31:51	2-7	.286	1-4	.250	0-2	.000	0	1	1	4.2	4	1	0	1	1	5	7.9	
Arizona St.	01/21/2025	*	25:53	4-9	.444	0-3	.000	0-2	.000	2	0	2	4.1	4	0	1	0	0	8	7.9	
at Kansas St.	01/25/2025	*	21:34	6-13	.462	0-2	.000	1-1	1.000	3	2	5	4.1	5	3	0	0	0	13	8.2	
Houston	01/29/2025	*	36:10	4-9	.444	0-0	.000	0-1	.000	0	4	4	4.1	0	5	2	1	1	8	8.2	
at Cincinnati	02/02/2025	*	31:32	4-7	.571	0-0	.000	0-0	.000	0	3	3	4.0	3	0	2	2	0	8	8.1	
at TCU	02/05/2025	*	31:16	4-7	.571	0-1	.000	0-2	.000	2	1	3	4.0	3	2	3	3	2	8	8.1	
Utah	02/08/2025	*	36:42	4-12	.333	1-3	.333	0-0	.000	2	2	4	4.0	2	2	0	2	2	9	8.2	
BYU	02/11/2025	*	30:14	7-12	.583	2-3	.667	0-0	.000	3	2	5	4.0	4	0	0	0	0	16	8.5	
at Baylor	02/15/2025	*	39:15	8-15	.533	3-4	.750	0-2	.000	3	4	7	4.2	4	3	2	2	0	19	8.9	
Cincinnati	02/19/2025	*	23:57	1-6	.167	0-1	.000	0-0	.000	1	0	1	4.0	1	2	0	1	0	2	8.7	
at Texas Tech	02/22/2025	*	35:08	1-6	.167	0-4	.000	0-0	.000	3	1	4	4.0	3	1	1	1	0	2	8.4	
TCU	02/25/2025	*	26:11	3-4	.750	0-0	.000	0-0	.000	1	0	1	3.9	3	2	2	0	0	6	8.3	
Totals			28	819:15	98-220	.445	17-59	.288	20-50	.400	50	60	110	3.9	79	39	36	22	17	233	8.3

				Field Goals		3-Point		F-Throws		Rebounds									Scoring	
SEASON	TEAM	GP-GS	MIN/AVG	FG-FGA	FG%	3FG-3FGA	3FG%	FT-FTA	FT%	OFF	DEF	TOT	AVG	PF-FO	A	TO	BLK	STL	PTS	AVG
2020-21	DU	18-10	350/19.4	31-72	.431	8-26	.308	14-23	.609	22	41	63	3.5	31-0	16	26	11	15	84	4.7
2021-22	DU	30-15	599/20.0	48-132	.364	6-31	.194	16-23	.696	47	63	110	3.7	54-1	23	35	15	22	118	3.9
2022-23	UIC	32-32	1015/31.7	137-308	.445	17-58	.293	61-94	.649	51	176	227	7.1	100-5	74	76	39	26	352	11.0
2023-24	UIC	33-31	1069/32.4	139-353	.394	33-103	.320	56-98	.571	51	174	225	6.8	97-2	63	86	66	49	367	11.1
2024-25	WVU	28-28	819/29.3	98-220	.445	17-59	.288	20-50	.400	50	60	110	3.9	79-1	39	36	22	17	233	8.3
TOTAL FOR WVU		28-28	819/29.3	98-220	.445	17-59	.288	20-50	.400	50	60	110	3.9	79-1	39	36	22	17	233	8.3
TOTAL		141-116	3851/27.3	453-1085	.418	81-277	.292	167-288	.580	221	514	735	5.2	361-9	215	259	153	129	1154	8.2

Single Game Highs

Statistic	Value	
Points	31	vs Drake 02/28/24
Rebounds	14	vs Southern Ill. 02/26/23
Assists	6	vs Prairie View 12/13/22, vs Indiana St. 02/15/23, vs Bradley 01/13/24
Steals	4	at Southern Ill. 12/30/23, at Evansville 01/31/24
Blocks	7	vs Illinois St. 12/28/22
FG Made	10	at Fordham 11/19/22, at Valparaiso 01/17/23
FG Attempts	16	at Cincinnati 11/06/23, vs Drake 02/28/24
3FG Made	5	vs Drake 02/28/24
3FG Attempts	8	vs Drake 02/28/24
FT Made	10	vs Drake 02/28/24
FT Attempts	11	vs Drake 02/28/24

15 ABRAHAM OYEADIER

Center
6-9, 221
Freshman
AOSS (Academy of Sports Science) Prep [Calif.]
Accra, Ghana
x: @AOyeadier
Instagram: @abraham_oyeadier



West Virginia (2024-25)

- Will redshirt this season


Prior to West Virginia

- Originally from Accra, Ghana
- Recently graduated from AOSS (Academy of Sports Science) Prep in Corona, California
- Averaged 10.7 points, 11.3 rebounds and 1.6 blocks per game
- Started his career at Balboa School in Escondido, California



11 JONATHAN POWELL

Guard
6-6, 191
Freshman
Centerville HS
Centerville, Ohio
x: @jonathanp0well1
Instagram: @uknowjpb



West Virginia (2024-25)

- Had 12 points and nine rebounds against Cincinnati
- Finished with 11 points against TCU
- Posted 11 points with seven rebounds against Utah
- Scored seven points and had four rebounds at Cincinnati
- Recorded 12 points and four rebounds against Arizona State
- Finished with nine points against Iowa State
- Had eight points at Houston
- Scored 10 points at Colorado
- Matched his career best with 17 points on five 3-point field goals against Oklahoma State
- Had 11 points with two steals at Kansas
- Scored six points against Mercyhurst
- Made his first career start vs. Bethune-Cookman and finished with 14 points
- Recorded a career-high 17 points vs. North Carolina Central
- Had 11 points vs. Iona
- Finished with a team-high 16 points at Pitt
- Scored 10 points against UMass
- Had 11 points in his WVU debut vs. Robert Morris

Prior to West Virginia

- Attended Centerville High in Centerville, Ohio
- Named the Division I Ohio High School Basketball Coaches Association Player of the Year in 2023-24
- Averaged 19.7 points, 4.2 rebounds and 1.6 assists per game last season for Centerville, which finished 20-9
- Scored 17 points against Cleveland St. Ignatius in the Division I state championship game
- Shot 46.6% from the field and nearly 40% from 3-point range for the season
- 2022-23 First Team All-Ohio selection in Division I after scoring 16.7 points to go with 3.1 rebounds, 1.7 assists and 1.4 steals per game as a junior
- Hit 49% of his shots from the floor and 41% from 3
- Had 11 20-point games, including six straight during the season
- Played his first two seasons at Chaminade-Julienne
- Averaged 16.8 points as a sophomore and 13.1 points as a freshman when he helped the Eagles reach the D-II state tournament

Opponent	Date	GS	MIN	Total		3-Pointers		Free throws		Rebounds				PF	A	TO	BLK	STL	PTS	AVG
				FG-FGA	PCT	3FG-3FGA	PCT	FT-FTA	PCT	OFF	DEF	TOT	AVG							
Robert Morris	11/04/2024		21:14	4-8	.500	3-7	.429	0-0	.000	0	1	1	1.0	0	1	0	0	0	11	11.0
Massachusetts	11/08/2024		21:36	4-10	.400	2-6	.333	0-0	.000	1	0	1	1.0	2	0	0	0	0	10	10.5
at Pittsburgh	11/15/2024		28:56	6-12	.500	4-10	.400	0-1	.000	1	3	4	2.0	0	0	0	0	0	16	12.3
Iona	11/20/2024		17:19	4-7	.571	3-6	.500	0-0	.000	1	1	2	2.0	1	0	1	0	0	11	12.0
vs Gonzaga	11/27/2024		19:51	0-6	.000	0-6	.000	2-2	1.000	1	1	2	2.0	1	1	1	0	0	2	10.0
vs Louisville	11/28/2024		28:43	1-2	.500	1-2	.500	0-0	.000	0	2	2	2.0	1	0	0	0	0	3	8.8
vs Arizona	11/29/2024		15:18	0-6	.000	0-4	.000	0-0	.000	0	1	1	1.9	0	0	0	0	0	0	7.6
Georgetown	12/06/2024		17:58	1-4	.250	1-3	.333	0-0	.000	0	0	0	1.6	0	0	1	0	1	3	7.0
N.C. Central	12/10/2024		28:49	6-14	.429	4-11	.364	1-1	1.000	3	1	4	1.9	1	4	1	0	0	17	8.1
Bethune-Cookman	12/14/2024	*	35:52	5-13	.385	4-9	.444	0-0	.000	1	4	5	2.2	2	1	1	0	0	14	8.7
Mercyhurst	12/22/2024	*	27:53	2-4	.500	2-4	.500	0-0	.000	0	0	0	2.0	2	0	1	0	0	6	8.5
at Kansas	12/31/2024	*	31:48	4-9	.444	3-8	.375	0-0	.000	0	4	4	2.2	0	0	0	0	2	11	8.7
Oklahoma St.	01/04/2025	*	34:21	6-10	.600	5-7	.714	0-0	.000	1	0	1	2.1	4	0	1	0	0	17	9.3
Arizona	01/07/2025	*	29:02	3-8	.375	1-4	.250	1-2	.500	0	4	4	2.2	1	1	0	0	1	8	9.2
at Colorado	01/12/2025	*	33:00	4-10	.400	2-5	.400	0-0	.000	0	2	2	2.2	0	0	1	0	0	10	9.3
at Houston	01/15/2025	*	37:03	2-7	.286	2-6	.333	2-4	.500	0	3	3	2.3	2	1	1	0	1	8	9.2
Iowa St.	01/18/2025	*	36:55	3-8	.375	2-4	.500	1-2	.500	0	2	2	2.2	1	1	0	0	2	9	9.2
Arizona St.	01/21/2025	*	35:59	4-11	.364	3-9	.333	1-1	1.000	1	3	4	2.3	1	1	1	0	2	12	9.3
at Kansas St.	01/25/2025	*	38:28	0-4	.000	0-2	.000	0-1	.000	3	1	4	2.4	4	3	1	0	1	0	8.8
Houston	01/29/2025	*	38:22	2-9	.222	2-8	.250	0-0	.000	1	0	1	2.4	2	0	0	0	0	6	8.7
at Cincinnati	02/02/2025	*	34:57	3-5	.600	1-3	.333	0-0	.000	1	3	4	2.4	1	0	1	0	2	7	8.6
at TCU	02/05/2025	*	36:24	1-9	.111	1-8	.125	0-0	.000	1	5	6	2.6	2	2	0	0	0	3	8.4
Utah	02/08/2025	*	36:32	4-7	.571	2-5	.400	1-4	.250	0	7	7	2.8	0	1	0	0	1	11	8.5
BYU	02/11/2025	*	33:06	4-7	.571	3-6	.500	0-0	.000	0	3	3	2.8	1	1	0	0	1	11	8.6
at Baylor	02/15/2025	*	37:49	1-12	.083	1-9	.111	1-1	1.000	2	7	9	3.0	4	1	1	0	3	4	8.4
Cincinnati	02/19/2025	*	35:35	5-12	.417	2-7	.286	0-1	.000	1	8	9	3.3	0	0	1	0	0	12	8.5
at Texas Tech	02/22/2025	*	27:44	2-5	.400	1-3	.333	0-0	.000	0	1	1	3.2	0	0	1	0	1	5	8.4
TCU	02/25/2025	*	23:15	0-1	.000	0-1	.000	0-0	.000	0	2	2	3.1	3	0	1	0	1	0	8.1
Totals			19 843:49	81-220	.368	55-163	.337	10-20	.500	19	69	88	3.1	36	19	16	0	19	227	8.1

				Field Goals		3-Point		F-Throws		Rebounds									Scoring	
SEASON	TEAM	GP-GS	MIN/AVG	FG-FGA	FG%	3FG-3FGA	3FG%	FT-FTA	FT%	OFF	DEF	TOT	AVG	PF-FO	A	TO	BLK	STL	PTS	AVG
2024-25	WVU	28-19	844/30.1	81-220	.368	55-163	.337	10-20	.500	19	69	88	3.1	36-0	19	16	0	19	227	8.1
TOTAL		28-19	844/30.1	81-220	.368	55-163	.337	10-20	.500	19	69	88	3.1	36-0	19	16	0	19	227	8.1

Single Game Highs

Statistic	Value	
Points	17	vs N.C. Central 12/10/24, vs Oklahoma St. 01/04/25
Rebounds	9	at Baylor 02/15/25, vs Cincinnati 02/19/25
Assists	4	vs N.C. Central 12/10/24
Steals	3	at Baylor 02/15/25
FG Made	6	at Pittsburgh 11/15/24, vs N.C. Central 12/10/24, vs Oklahoma St. 01/04/25
FG Attempts	14	vs N.C. Central 12/10/24
3FG Made	5	vs Oklahoma St. 01/04/25
3FG Attempts	11	vs N.C. Central 12/10/24
FT Made	2	vs Gonzaga 11/27/24, at Houston 01/15/25
FT Attempts	4	at Houston 01/15/25, vs Utah 02/08/25


JAVON SMALL

Guard
6-3, 190

Senior

AZ Compass Prep (Ariz.) | Oklahoma State
South Bend, Ind.

Instagram: @javon_small



West Virginia (2024-25)

- Named to the Top 10 for the Bob Cousy Point Guard of the Year Award and the Oscar Robertson Trophy Midseason Watch List
- Named to the John R. Wooden Late Midseason Top 20 Watch List and Naismith Trophy Midseason Team
- Tabbed a Midseason Second Team All-America Selection by the Sporting News and The Athletic
- Second in the Big 12 in scoring and third in assists
- Double-double with 23 points (six 3's) and 10 assists vs. TCU
- Finished with 16 points against Cincinnati
- Scored a game-high 22 points with six assists at Baylor
- Posted 14 points to go with eight assists vs. Utah
- Finished with 20 points and seven assists at TCU
- Recorded a game-high 19 points with nine assists at Cincinnati
- Scored 22 points with five assists and three steals at Kansas State
- Had 14 points against Arizona State
- Named the Oscar Robertson National Player of the Week (Jan. 21)
- Named the Big 12 Player of the Week on Jan. 20
- Finished with 27 points (12 in the final two minutes), seven rebounds, five assists and four steals in the win over No. 2 Iowa State
- Had 13 points with eight assists at Houston
- Scored a game-high 26 points with seven assists at Colorado
- Named the Big 12 Player of the Week, NCAA March Madness and the Naismith Trophy Player of the Week (Jan. 6)
- Second double-double in as many games with 24 points and 11 rebounds vs. Oklahoma State
- First WVU double-double with 13 points and 11 rebounds in the win at Kansas, including the game-winning free throw
- Had 19 points and seven assists vs. Mercyhurst
- Recorded a game-high 27 points, including 11-of-11 from the free throw line against Bethune-Cookman
- Scored a game-high 26 points against Georgetown
- Named the Oscar Robertson National Player of the Week (Dec. 2)
- Recognized as Big 12 co-Player of the Week on Dec. 2
- Named to the Battle 4 Atlantis All-Tournament Team
- Had 14 points and eight assists in the win over No. 24 Arizona
- Recorded 26 points, seven rebounds and seven assists against Louisville
- Scored 31 points with seven rebounds in the win over No. 3 Gonzaga
- Had 23 points, five rebounds, five assists and four steals vs. Iona
- Scored 12 points at Pitt and against North Carolina Central
- Finished with 12 points, four rebounds, four assists and four steals vs. UMass
- Had 15 points and five assists against Robert Morris

Opponent	Date	GS	MIN	Total		3-Pointers		Free throws		Rebounds				PF	A	TO	BLK	STL	PTS	AVG
				FG	FGA	PCT	3FG	3FGA	PCT	FT	FTA	PCT	OFF							
Robert Morris	11/04/2024	*	27:13	6-11	.545	3-6	.500	0-0	.000	0	2	2	2.0	0	5	3	1	2	15	15.0
Massachusetts	11/08/2024	*	35:01	2-8	.250	1-3	.333	7-8	.875	1	3	4	3.0	1	4	4	0	4	12	13.5
at Pittsburgh	11/15/2024	*	29:09	5-14	.357	1-5	.200	1-1	1.000	0	2	2	2.7	2	2	3	0	2	12	13.0
Iona	11/20/2024	*	30:35	7-14	.500	5-9	.556	4-5	.800	1	4	5	3.3	3	5	1	1	4	23	15.5
vs Gonzaga	11/27/2024	*	42:23	9-18	.500	4-10	.400	9-11	.818	2	5	7	4.0	1	2	3	1	1	31	18.6
vs Louisville	11/28/2024	*	42:56	10-19	.526	4-9	.444	2-3	.667	0	7	7	4.5	3	7	4	0	4	26	19.8
vs Arizona	11/29/2024	*	43:17	2-9	.222	1-4	.250	9-10	.900	0	3	3	4.3	1	8	3	1	1	14	19.0
Georgetown	12/06/2024	*	36:34	9-16	.563	4-9	.444	4-5	.800	0	5	5	4.4	4	3	3	0	2	26	19.9
N.C. Central	12/10/2024	*	29:47	4-12	.333	2-8	.250	2-2	1.000	1	3	4	4.3	3	4	2	0	1	12	19.0
Bethune-Cookman	12/14/2024	*	36:49	7-15	.467	2-4	.500	11-11	1.000	3	3	6	4.5	1	6	2	2	1	27	19.8
Mercyhurst	12/22/2024	*	33:58	6-14	.429	1-5	.200	6-7	.857	0	3	3	4.4	1	7	3	0	1	19	19.7
at Kansas	12/31/2024	*	39:33	5-12	.417	0-6	.000	3-4	.750	1	10	11	4.9	2	6	3	0	0	13	19.2
Oklahoma St.	01/04/2025	*	36:29	7-16	.438	3-10	.300	7-7	1.000	1	10	11	5.4	1	4	6	0	3	24	19.5
Arizona	01/07/2025	*	36:05	6-17	.353	3-9	.333	2-2	1.000	0	6	6	5.4	1	5	4	0	0	17	19.4
at Colorado	01/12/2025	*	38:00	6-17	.353	4-10	.400	10-12	.833	0	4	4	5.3	3	7	1	1	1	26	19.8
at Houston	01/15/2025	*	37:56	4-11	.364	3-5	.600	2-2	1.000	0	1	1	5.1	1	8	1	1	1	13	19.4
Iowa St.	01/18/2025	*	35:31	9-16	.563	2-7	.286	7-7	1.000	1	6	7	5.2	1	5	4	0	4	27	19.8
Arizona St.	01/21/2025	*	34:54	2-11	.182	0-8	.000	10-11	.909	1	3	4	5.1	1	3	1	0	1	14	19.5
at Kansas St.	01/25/2025	*	37:50	7-16	.438	3-6	.500	5-6	.833	0	2	2	4.9	0	5	3	0	3	22	19.6
Houston	01/29/2025	*	36:39	3-7	.429	2-5	.400	0-0	.000	0	3	3	4.9	0	3	1	0	0	8	19.1
at Cincinnati	02/02/2025	*	36:05	6-14	.429	4-7	.571	3-4	.750	0	1	1	4.7	1	9	3	2	2	19	19.0
at TCU	02/05/2025	*	37:07	8-19	.421	4-10	.400	0-0	.000	1	0	1	4.5	2	7	2	0	2	20	19.1
Utah	02/08/2025	*	36:12	2-5	.400	1-4	.250	9-9	1.000	0	4	4	4.5	1	8	0	0	2	14	18.9
BYU	02/11/2025	*	35:18	2-4	.500	1-2	.500	4-5	.800	0	3	3	4.4	3	9	2	0	1	9	18.5
at Baylor	02/15/2025	*	40:34	7-16	.438	2-10	.200	6-8	.750	0	2	2	4.3	1	6	2	0	2	22	18.6
Cincinnati	02/19/2025	*	36:27	5-11	.455	2-5	.400	4-4	1.000	1	2	3	4.3	0	4	3	0	0	16	18.5
at Texas Tech	02/22/2025	*	33:01	3-14	.214	1-6	.167	3-4	.750	0	2	2	4.2	3	5	2	1	1	10	18.2
TCU	02/25/2025	*	38:42	8-16	.500	6-11	.545	1-2	.500	0	5	5	4.2	3	10	6	0	1	23	18.4
Totals			28	1014:06	157-372 .422	69-193 .358	131-150 .873	14	104	118	4.2	44	157	75	11	47	514	18.4		

				Field Goals		3-Point		F-Throws		Rebounds									Scoring	
SEASON	TEAM	GP-GS	MIN/AVG	FG-FGA	FG%	3FG-3FGA	3FG%	FT-FTA	FT%	OFF	DEF	TOT	AVG	PF-FO	A	TO	BLK	STL	PTS	AVG
2021-22	ECU	16-0	147/9.2	10-38	.263	5-23	.217	7-7	1.000	1	9	10	0.6	7-0	17	9	0	1	32	2.0
2022-23	ECU	18-17	625/34.7	83-209	.397	36-108	.333	82-96	.854	15	71	86	4.8	34-0	100	61	4	22	284	15.8
2023-24	OSU	31-31	1022/33.0	149-338	.441	61-163	.374	110-127	.866	12	135	147	4.7	54-1	127	97	8	31	469	15.1
2024-25	WVU	28-28	1014/36.2	157-372	.422	69-193	.358	131-150	.873	14	104	118	4.2	44-0	157	75	11	47	514	18.4
TOTAL FOR WVU		28-28	1014/36.2	157-372	.422	69-193	.358	131-150	.873	14	104	118	4.2	44-0	157	75	11	47	514	18.4
TOTAL		93-76	2808/30.2	399-957	.417	171-487	.351	330-380	.868	42	319	361	3.9	139-1	401	242	23	101	1299	14.0

Single Game Highs

Statistic	Value	
Points	34	at BYU 03/09/24
Rebounds	12	vs West Virginia 01/27/24
Assists	11	vs Campbell 12/02/22
Steals	5	at Kansas St. 01/20/24
Blocks	2	at Old Dominion 11/26/22, vs Bethune-Cookman 12/14/24, at Cincinnati 02/02/25
FG Made	10	vs Oklahoma 02/24/24, vs Louisville 11/28/24, at BYU 03/09/24
FG Attempts	19	vs Louisville 11/28/24, at TCU 02/05/25, at BYU 03/09/24
3FG Made	6	vs TCU 02/25/25
3FG Attempts	11	vs UCF 03/12/24, vs TCU 02/25/25
FT Made	12	at Houston 02/06/24
FT Attempts	14	at Houston 02/06/24

14 JAYDEN STONE

Guard
6-4, 185
Senior
Sunrise Christian Acad. (Fla.) | Detroit Mercy
Perth, Australia
x: @JaydenSballin
Instagram: @jayshawstone



West Virginia (2024-25)

- Will redshirt this season

Prior to West Virginia

- Played the last two seasons at Detroit Mercy and two seasons at Grand Canyon
- For his career, he has played in 69 games and has scored 825 points, has recorded 253 rebounds, has 122 assists to go with 59 steals
- Has shot 50.1% from 2-point range and 80.9% from the free throw line
- Has connected on 102 3-point field goals
- Scored 20.8 points per game last season, ranking 22nd in the nation
- Played in 26 games with 25 starts, led the squad with 2.7 assists per game and averaged 5.6 rebounds per game
- Made a team-best 62 3-point field goals
- Scored double figures in 23 games, including three games with 30 points or more
- Scored a career-high 36 points and grabbed a season-high 10 rebounds at Robert Morris, poured in 34 points against Eastern Michigan and had 30 points at Milwaukee in the Horizon League Championship
- Scored 25 points at Cincinnati and 22 points at Ole Miss
- In his first season at Detroit Mercy, he started 13 games and tallied 13.9 points, 5.3 rebounds and 2.1 assists per game while shooting 49.2% from the field, 51.9% from 3 and 85.7% from the free throw line
- Scored in double figures in eight games with five 20-point efforts
- Recorded his first career double-double with 15 points and 12 rebounds in his Titan debut, had 22 points at Boston College and had 24 points in games against Bryant, Milwaukee and Northern Kentucky
- Played 30 games in his first two seasons at Grand Canyon, scoring a then-career high 14 points against Abilene Christian
- Prepped at Central Park Christian High School in Alabama but then transferred to Sacred Heart High in Alabama for his junior season and Sunrise Christian Academy in Kansas for his senior year
- Was named the 2019 Alabama 2A Player of the Year as a junior, scoring 21.1 points and pulling down 10.2 rebounds per game while leading his team to a runner-up appearance in Class 2A



				Field Goals		3-Point		F-Throws		Rebounds									Scoring	
SEASON	TEAM	GP-GS	MIN/AVG	FG-FGA	FG%	3FG-3FGA	3FG%	FT-FTA	FT%	OFF	DEF	TOT	AVG	PF-FO	A	TO	BLK	STL	PTS	AVG
2020-21	GCU	15-0	199/13.3	19-56	.339	9-31	.290	10-10	1.000	2	15	17	1.1	9-0	19	10	0	9	57	3.8
2021-22	GCU	15-0	128/8.5	14-28	.500	4-12	.333	13-18	.722	7	17	24	1.6	8-0	6	6	0	2	45	3.0
2022-23	UDM	13-13	408/31.4	62-126	.492	27-52	.519	30-35	.857	9	60	69	5.3	20-0	28	16	1	8	181	13.9
2023-24	UDM	26-25	934/35.9	188-445	.422	62-199	.312	104-131	.794	23	122	145	5.6	45-0	69	66	7	40	542	20.8
TOTAL FOR WVU		0-0	0/0.0	0-0	.000	0-0	.000	0-0	.000	0	0	0	0.0	0-0	0	0	0	0	0	0.0
TOTAL		69-38	1669/24.2	283-655	.432	102-294	.347	157-194	.809	41	214	255	3.7	82-0	122	98	8	59	825	12.0

Single Game Highs

Statistic	Value	
Points	36	at Robert Morris 01/17/24
Rebounds	12	vs Rochester College 11/08/22
Assists	10	at Milwaukee 01/25/24
Steals	6	vs Ball St. 12/06/23
Blocks	2	at Northern Ky. 02/10/24
FG Made	12	vs Eastern Mich. 11/21/23, at Robert Morris 01/17/24
FG Attempts	30	at Robert Morris 01/17/24
3FG Made	6	at Northern Ky. 01/08/23
3FG Attempts	15	at Robert Morris 01/17/24
FT Made	8	5 times
FT Attempts	10	vs Robert Morris 02/03/24, vs Purdue Fort Wayne 02/17/24



4 ADEN TAGALOA-NELSON

Guard
6-1, 197
Sophomore
Woodford County HS
Lexington, Ky.
x: @4adenN
Instagram: @4aktn



West Virginia (2024-25)

- Saw his first action of season vs. Arizona and played two minutes
- Joined the Mountaineer basketball team in December 2024 following football season

Opponent	Date	GS	MIN	Total		3-Pointers		Free throws		Rebounds				PF	A	TO	BLK	STL	PTS	AVG
				FG-FGA	PCT	3FG-3FGA	PCT	FT-FTA	PCT	OFF	DEF	TOT	AVG							
Arizona	01/07/2025		01:35	0-1	.000	0-0	.000	0-0	.000	0	1	1	1.0	0	0	0	0	0	0	0.0
Totals		0	01:35	0-1	.000	0-0	.000	0-0	.000	0	1	1	1.0	0	0	0	0	0	0	0.0

West Virginia (2023-24)

- Academic All-Big 12 Rookie Team
- Joined the Mountaineer basketball team in January 2024
- Played in two games
- Plays safety on the Mountaineer football team
- Redshirted in football
- Saw action against Duquesne

Prior to West Virginia

- Played for coach Dennis Johnson at Woodford County High
- 2022 All-District First Team honoree
- KHSAA District 30 Male Athlete of the Year
- Lettered in basketball (helped lead Woodford County to Sweet 16 in state basketball tournament) and football
- Finished with 41 receptions for 743 yards and 10 touchdowns
- Also had 16 rushes for 314 yards and four touchdowns
- Had 56 tackles, including 44 solo stops, two sacks, four tackles for loss and three interceptions
- As a junior, had 24 catches for 763 yards and nine touchdowns
- Also had 56 tackles, including 42 solo stops, two tackles for loss, three forced fumbles and four interceptions


				Field Goals		3-Point		F-Throws		Rebounds									Scoring	
SEASON	TEAM	GP-GS	MIN/AVG	FG-FGA	FG%	3FG-3FGA	3FG%	FT-FTA	FT%	OFF	DEF	TOT	AVG	PF-FO	A	TO	BLK	STL	PTS	AVG
2023-24	WVU	2-0	7/3.3	0-2	.000	0-0	.000	0-0	.000	0	0	0	0.0	1-0	0	2	0	0	0	0.0
2024-25	WVU	1-0	2/1.6	0-1	.000	0-0	.000	0-0	.000	0	1	1	1.0	0-0	0	0	0	0	0	0.0
TOTAL		3-0	8/2.7	0-3	.000	0-0	.000	0-0	.000	0	1	1	0.3	1-0	0	2	0	0	0	0.0

Single Game Highs

Statistic	Value	
Rebounds	1	vs Arizona 01/07/25
FG Attempts	1	at Texas 02/10/24, at Cincinnati 03/09/24, vs Arizona 01/07/25

3 KJ TENNER

Guard
6-0, 166
Freshman
Cordova HS
Memphis, Tenn.
x: @emersontenner3
Instagram: kjt3nn3r



West Virginia (2024-25)

- Scored four points against TCU
- Finished with two points at Texas Tech
- Had five points against BYU
- Scored two points against Utah
- Finished with six assists against Arizona State
- Missed the Arizona and Colorado games with an upper body injury
- Finished with two points and four assists at Kansas
- Recorded two points with three rebounds against Bethune-Cookman
- Scored nine points and was a +38 vs. North Carolina Central
- Had six points in the win over No. 24 Arizona
- Finished with six points on 3-of-3 shooting vs. Iona
- Scored seven points at Pitt
- Had 10 points in his WVU debut vs. Robert Morris

Prior to West Virginia

- Attended Cordova High in Memphis, Tennessee
- Won Mr. Basketball in Class 4A in the state of Tennessee this past season after he averaged 21 points per game
- Was named the Memphis Commercial Appeal 2024 Boys Basketball Player of the Year
- Led the city of Memphis in scoring as a sophomore, averaging 28 points per game and then 23 points per game as a junior
- Scored his 1,000th career point after just 42 games, the fastest to reach that milestone in school history

Opponent	Date	GS	MIN	Total		3-Pointers		Free throws		Rebounds			PF	A	TO	BLK	STL	PTS	AVG		
				FG-FGA	PCT	3FG-3FGA	PCT	FT-FTA	PCT	OFF	DEF	TOT									
Robert Morris	11/04/2024		15:24	4-5	.800	2-2	1.000	0-0	.000	0	1	1	1.0	1	3	0	0	2	10	10.0	
Massachusetts	11/08/2024		12:60	2-6	.333	0-3	.000	0-0	.000	1	1	2	1.5	2	1	0	0	0	4	7.0	
at Pittsburgh	11/15/2024		16:42	3-5	.600	0-1	.000	1-3	.333	0	0	0	1.0	4	2	0	0	1	7	7.0	
Iona	11/20/2024		13:54	3-3	1.000	0-0	.000	0-0	.000	0	1	1	1.0	2	1	1	0	1	6	6.8	
vs Gonzaga	11/27/2024		05:16	0-1	.000	0-1	.000	0-0	.000	0	0	0	0.8	1	0	0	0	0	0	5.4	
vs Louisville	11/28/2024		07:50	0-1	.000	0-0	.000	0-0	.000	0	0	0	0.7	3	0	1	0	0	0	4.5	
vs Arizona	11/29/2024		14:25	3-5	.600	0-1	.000	0-0	.000	0	0	0	0.6	0	2	0	0	3	6	4.7	
Georgetown	12/06/2024		08:29	0-3	.000	0-1	.000	2-2	1.000	0	0	0	0.5	0	0	1	0	0	2	4.4	
N.C. Central	12/10/2024		30:00	2-5	.400	1-2	.500	4-5	.800	0	2	2	0.7	1	6	0	0	2	9	4.9	
Bethune-Cookman	12/14/2024		12:39	0-2	.000	0-1	.000	2-2	1.000	0	3	3	0.9	2	1	1	0	0	2	4.6	
Mercyhurst	12/22/2024		17:34	0-3	.000	0-0	.000	1-2	.500	0	0	0	0.8	3	0	0	0	0	1	4.3	
at Kansas	12/31/2024		19:14	1-4	.250	0-1	.000	0-0	.000	0	2	2	0.9	1	4	0	0	0	2	4.1	
Oklahoma St.	01/04/2025		12:40	0-2	.000	0-0	.000	0-0	.000	0	0	0	0.8	2	1	1	0	0	0	3.8	
at Houston	01/15/2025		03:41	0-1	.000	0-1	.000	0-0	.000	0	0	0	0.8	0	0	1	0	0	0	3.5	
Iowa St.	01/18/2025		09:18	0-2	.000	0-1	.000	0-0	.000	0	0	0	0.7	0	1	0	0	0	3	3.3	
Arizona St.	01/21/2025		21:38	0-0	.000	0-0	.000	0-0	.000	0	1	1	0.8	2	6	0	0	0	0	3.1	
at Kansas St.	01/25/2025		11:53	0-2	.000	0-1	.000	0-0	.000	0	0	0	0.7	4	0	0	0	0	0	2.9	
Houston	01/29/2025		04:39	0-0	.000	0-0	.000	0-0	.000	0	0	0	0.7	0	0	0	0	1	0	2.7	
at Cincinnati	02/02/2025		16:15	0-0	.000	0-0	.000	0-0	.000	0	1	1	0.7	2	0	3	0	2	0	2.6	
at TCU	02/05/2025		12:12	0-0	.000	0-0	.000	0-0	.000	0	0	0	0.7	3	0	1	1	1	0	2.5	
Utah	02/08/2025		07:27	1-3	.333	0-0	.000	0-2	.000	0	0	0	0.6	1	0	0	0	0	2	2.4	
BYU	02/11/2025		14:46	2-5	.400	1-3	.333	0-0	.000	0	1	1	0.6	2	0	0	0	0	5	2.5	
at Baylor	02/15/2025		11:21	0-3	.000	0-2	.000	0-0	.000	0	0	0	0.6	1	0	0	0	1	0	2.4	
Cincinnati	02/19/2025		11:07	0-0	.000	0-0	.000	0-0	.000	0	0	0	0.6	1	1	0	0	0	0	2.3	
at Texas Tech	02/22/2025		19:48	1-5	.200	0-2	.000	0-0	.000	0	2	2	0.6	3	1	1	0	1	2	2.3	
TCU	02/25/2025		10:58	2-2	1.000	0-0	.000	0-0	.000	0	2	2	0.7	2	1	1	0	3	4	2.4	
Totals			0	342:09	24-68	.353	4-23	.174	10-16	.625	1	17	18	0.7	43	31	12	1	21	62	2.4

				Field Goals		3-Point		F-Throws		Rebounds									Scoring	
SEASON	TEAM	GP-GS	MIN/AVG	FG-FGA	FG%	3FG-3FGA	3FG%	FT-FTA	FT%	OFF	DEF	TOT	AVG	PF-FO	A	TO	BLK	STL	PTS	AVG
2024-25	WVU	26-0	342/13.2	24-68	.353	4-23	.174	10-16	.625	1	17	18	0.7	43-0	31	12	1	21	62	2.4
TOTAL		26-0	342/13.2	24-68	.353	4-23	.174	10-16	.625	1	17	18	0.7	43-0	31	12	1	21	62	2.4

Single Game Highs

Statistic	Value	
Points	10	vs Robert Morris 11/04/24
Rebounds	3	vs Bethune-Cookman 12/14/24
Assists	6	vs N.C. Central 12/10/24, vs Arizona St. 01/21/25
Steals	3	vs Iowa St. 01/18/25, vs TCU 02/25/25, vs Arizona 11/29/24
Blocks	1	at TCU 02/05/25
FG Made	4	vs Robert Morris 11/04/24
FG Attempts	6	vs Massachusetts 11/08/24
3FG Made	2	vs Robert Morris 11/04/24
3FG Attempts	3	vs Massachusetts 11/08/24, vs BYU 02/11/25
FT Made	4	vs N.C. Central 12/10/24
FT Attempts	5	vs N.C. Central 12/10/24



JOSEPH YESUFU

Guard
6-1, 195
Fifth-Year Senior
Bolingbrook HS | Washington State |
Drake | Kansas
Bolingbrook, Ill.
x: @_liljoe1



West Virginia (2024-25)

- Recorded 14 points against TCU, including four 3-point field goals
- Scored six points against Cincinnati
- Finished with seven points at Baylor
- Scored 11 points vs. BYU
- Recorded 14 points against Utah
- Finished with 11 points at TCU
- Scored 16 points on 6-of-6 (4-of-4 from 3-point range) from the field at Cincinnati
- Finished with nine points against Houston
- Scored a season-high 18 points in the win at Colorado
- Had six points on 2-of-2 from 3-point range at Kansas
- Recorded seven points with four rebounds and four steals vs. Mercyhurst
- Had 14 points on four 3-point field goals vs. North Carolina Central
- Finished with five points against UMass
- Scored three points against Robert Morris

Prior to West Virginia

- Attended Washington State in 2023-24
- Previously attended Kansas for two seasons and two seasons at Drake under Darian DeVries
- Last year at Washington State, the fifth-year senior played and started in six games before a season-ending hip injury
- Posted a season-high 15 points against Mississippi State
- Averaged 6.2 points, 2.0 rebounds, 1.0 steals and 1.8 assists
- In 2022-23 at Kansas, he played in 35 games with three starts
- Named the Missouri Valley Conference Sixth Man of the Year at Drake and named to the MVC All-Bench and Most Improved teams
- Reached the 30-point mark in both games against Evansville, setting a career-best 36 points in the second contest
- Played in 13 games as a true freshman at Drake, sidelined with a leg injury

Opponent	Date	GS	MIN	Total		3-Pointers		Free throws		Rebounds				PF	A	TO	BLK	STL	PTS	AVG	
				FG-FGA	PCT	3FG-3FGA	PCT	FT-FTA	PCT	OFF	DEF	TOT	AVG								
Robert Morris	11/04/2024		14:20	1-3	.333	1-3	.333	0-0	.000	0	1	1	1.0	1	1	0	1	3	3.0		
Massachusetts	11/08/2024		06:04	1-1	1.000	1-1	1.000	2-2	1.000	0	1	1	1.0	0	1	0	0	1	5	4.0	
at Pittsburgh	11/15/2024		13:26	1-3	.333	0-2	.000	2-2	1.000	0	1	1	1.0	0	1	0	0	4	4.0		
Iona	11/20/2024		10:32	0-1	.000	0-1	.000	0-0	.000	0	2	2	1.3	1	0	0	1	0	0	3.0	
vs Louisville	11/28/2024		04:60	0-1	.000	0-0	.000	0-0	.000	0	1	1	1.2	4	1	2	0	0	0	2.4	
N.C. Central	12/10/2024		20:34	5-8	.625	4-7	.571	0-0	.000	2	3	5	1.8	1	1	1	0	0	14	4.3	
Bethune-Cookman	12/14/2024		19:01	1-4	.250	1-3	.333	0-0	.000	0	0	0	1.6	2	0	1	0	0	3	4.1	
Mercyhurst	12/22/2024		26:06	3-7	.429	1-5	.200	0-1	.000	0	4	4	1.9	1	1	1	0	4	7	4.5	
at Kansas	12/31/2024		13:25	2-3	.667	2-2	1.000	0-0	.000	1	0	1	1.8	2	0	0	0	1	6	4.7	
Oklahoma St.	01/04/2025		12:58	0-0	.000	0-0	.000	1-3	.333	0	3	3	1.9	0	1	1	0	0	1	4.3	
Arizona	01/07/2025		19:19	1-7	.143	0-4	.000	0-0	.000	0	0	0	1.7	2	0	0	0	0	2	4.1	
at Colorado	01/12/2025		27:47	6-9	.667	2-3	.667	4-5	.800	0	3	3	1.8	3	0	1	0	2	18	5.3	
at Houston	01/15/2025		19:44	0-4	.000	0-3	.000	0-0	.000	0	1	1	1.8	3	0	1	0	0	0	4.8	
Iowa St.	01/18/2025		20:43	1-7	.143	0-3	.000	2-2	1.000	0	0	0	1.6	2	0	0	0	0	4	4.8	
Arizona St.	01/21/2025		16:56	0-3	.000	0-1	.000	0-0	.000	0	1	1	1.6	2	0	0	0	0	0	4.5	
at Kansas St.	01/25/2025		10:36	0-2	.000	0-1	.000	0-0	.000	0	1	1	1.6	1	1	1	0	1	0	4.2	
Houston	01/29/2025		23:48	4-6	.667	0-2	.000	1-2	.500	1	1	2	1.6	3	2	0	0	1	9	4.5	
at Cincinnati	02/02/2025		15:17	6-6	1.000	4-4	1.000	0-0	.000	0	4	4	1.7	2	0	0	0	0	16	5.1	
at TCU	02/05/2025		23:06	4-11	.364	3-8	.375	0-1	.000	0	0	0	1.6	2	0	0	0	0	11	5.4	
Utah	02/08/2025		24:37	6-10	.600	2-6	.333	0-0	.000	1	1	2	1.7	2	0	0	0	0	14	5.9	
BYU	02/11/2025		26:31	4-14	.286	2-8	.250	1-1	1.000	1	1	2	1.7	1	0	0	0	0	11	6.1	
at Baylor	02/15/2025		21:46	2-7	.286	1-4	.250	2-3	.667	0	2	2	1.7	1	0	0	0	2	7	6.1	
Cincinnati	02/19/2025		22:41	2-6	.333	0-1	.000	2-2	1.000	0	3	3	1.7	0	0	1	0	1	6	6.1	
at Texas Tech	02/22/2025		09:07	1-5	.200	0-3	.000	3-5	.600	1	1	2	1.8	1	0	0	0	0	5	6.1	
TCU	02/25/2025		26:29	4-11	.364	4-8	.500	2-2	1.000	1	5	6	1.9	1	1	0	0	1	14	6.4	
Totals			0	449:54	55-139	.396	28-83	.337	22-31	.710	8	40	48	1.9	38	10	12	1	15	160	6.4

				Field Goals		3-Point		F-Throws		Rebounds				Scoring						
SEASON	TEAM	GP-GS	MIN/AVG	FG-FGA	FG%	3FG-3FGA	3FG%	FT-FTA	FT%	OFF	DEF	TOT	AVG	PF-FO	A	TO	BLK	STL	PTS	AVG
2019-20	DRA	13-0	112/8.6	17-42	.405	1-14	.071	15-17	.882	3	12	15	1.2	12-0	11	11	1	11	50	3.8
2020-21	DRA	31-7	744/24.0	140-317	.442	48-125	.384	69-85	.812	6	50	56	1.8	58-1	56	37	2	33	397	12.8
2021-22	KU	34-0	314/9.2	27-80	.338	11-42	.262	7-10	.700	6	23	29	0.9	33-0	34	18	0	11	72	2.1
2022-23	KU	35-3	445/12.7	54-147	.367	24-84	.286	10-15	.667	2	39	41	1.2	36-0	15	18	0	16	142	4.1
2023-24	WSU	6-6	152/25.4	14-38	.368	8-23	.348	1-2	.500	2	10	12	2.0	17-0	11	6	0	6	37	6.2
2024-25	WVU	25-0	450/18.0	55-139	.396	28-83	.337	22-31	.710	8	40	48	1.9	38-0	10	12	1	15	160	6.4
TOTAL FOR WVU		25-0	450/18.0	55-139	.396	28-83	.337	22-31	.710	8	40	48	1.9	38-0	10	12	1	15	160	6.4
TOTAL		144-16	2218/15.4	307-763	.402	120-371	.323	124-160	.775	27	174	201	1.4	194-1	137	102	4	92	858	6.0

Single Game Highs

Statistic	Value	
Points	36	vs Evansville 02/22/21
Rebounds	6	vs TCU 02/25/25, vs Simpson 11/17/19
Assists	6	vs Chicago St. 12/20/20
Steals	4	vs Mercyhurst 12/22/24, vs Simpson 11/17/19
Blocks	2	vs Evansville 02/22/21
FG Made	12	vs Evansville 02/21/21
FG Attempts	23	vs Missouri St. 03/06/21
3FG Made	6	vs Southern California 03/20/21
3FG Attempts	11	vs Southern California 03/20/21
FT Made	9	vs UNI 02/10/21, vs Evansville 02/22/21, at Bradley 02/27/21
FT Attempts	10	vs Evansville 02/22/21, vs Missouri St. 03/06/21, at Bradley 02/27/21

Game #1

West Virginia 87, Robert Morris 59

Nov. 4, 2024 • WVU Coliseum

Morgantown, W.Va.

Robert Morris 59 • 0-1,0-0 Horizon

#	Player	Total		3-Ptr		Rebounds		PF	TP	A	T	Blk	Stl	Min			
		FG	FGA	FG	FGA	FT	FTA										
07	Alvaro Folgueiras	r	0-3	0-2	0-0	1	9	10	0	0	2	1	2	25			
05	Ismael Piet	f	4-8	0-0	0-1	2	2	4	1	8	1	1	0	20			
02	Ryan Prather Jr.	g	2-3	1-1	0-0	2	1	3	4	5	1	2	0	17			
04	Josh Ormajo	g	3-9	0-1	7-7	4	2	6	1	13	0	3	0	27			
08	Kam Woods	g	3-16	0-5	1-2	0	3	3	7	3	1	0	2	31			
03	Amarion Dickerson	g	3-8	1-2	0-0	2	2	4	7	0	1	0	0	24			
10	Dilen Miller	g	2-5	0-4	0-0	3	3	0	6	1	0	0	0	14			
11	D.J. Smith	g	3-11	2-7	0-0	1	2	3	2	8	2	3	0	21			
13	Antalliah Sandlin/El Team	g	2-5	0-2	1-2	3	1	4	0	5	0	0	0	11			
Totals		22-68	6-24	9-12	16	25	41	12	59	8	14	1	6	200			
FG % 1st Half: 11-34 32.4%		2nd half: 11-34 32.4%		Game: 22-68 32.4%		3FG % 1st Half: 2-11 18.2%		2nd half: 4-13 30.8%		Game: 6-24 25.0%		FT % 1st Half: 2-3 66.7%		2nd half: 7-9 77.8%		Game: 9-12 75.0%	
Deadball Rebounds		2															

West Virginia 87 • 1-0,0-0 Big 12

#	Player	Total		3-Ptr		Rebounds		PF	TP	A	T	Blk	Stl	Min			
		FG	FGA	FG	FGA	FT	FTA										
13	Amani Hansberry	r	4-8	1-4	0-1	3	9	12	2	9	0	1	2	1	27		
05	Toby Okani	g	4-6	0-2	5-8	1	2	3	4	13	3	1	0	1	19		
07	Javon Small	g	6-11	3-6	0-0	0	2	2	0	15	5	3	1	2	27		
10	Sencire Harris	g	2-3	0-0	0-0	1	3	4	1	4	1	0	3	1	24		
12	Tucker DeVries	g	6-13	4-9	2-3	0	4	2	18	1	3	1	2	3	32		
00	Eduardo Andre	g	2-2	0-0	0-0	1	3	4	3	4	1	1	1	0	14		
01	Joseph Yesufu	g	1-3	1-3	0-0	0	1	1	1	3	1	1	0	1	14		
03	KJ Tenner	g	4-5	2-2	0-0	0	1	1	1	10	3	0	0	2	16		
08	Jake Auer	g	0-1	0-1	0-0	0	1	1	0	0	0	0	0	2	2		
11	Jonathan Powell	g	4-8	3-7	0-0	0	1	1	0	11	1	0	0	0	21		
22	Haris Elezovic	g	0-0	0-0	0-0	0	1	1	0	0	1	0	0	0	3		
Team						0	3	3									
Totals			33-60	14-34	7-12	6	31	37	14	87	16	11	8	10	200		
FG % 1st Half: 17-32 53.1%		2nd half: 16-28 57.1%		Game: 33-60 55.0%		3FG % 1st Half: 9-21 42.9%		2nd half: 5-13 38.5%		Game: 14-34 41.2%		FT % 1st Half: 3-8 37.5%		2nd half: 4-10 40.0%		Game: 7-12 58.3%	
Deadball Rebounds		1															

Officials: Shane Staggs, James Duke, Ray Natili

Technical fouls: Robert Morris-None. West Virginia-None.

Attendance: 9,229

2024-25 Men's Basketball. Round: 0. Robert Morris vs West Virginia. Played at

Score by periods	1st	2nd	Total
Robert Morris	26	33	59
West Virginia	46	41	87

Last FG - RM 2nd-01:33, WVU 2nd-02:23.

Largest lead - RM None, WVU by 29 2nd-09:01.

RM led for 00:00, WVU led for 39:26, Game was tied for 00:34.

Recap

West Virginia scored the game's first 21 points on the way to an 87-59 season-opening victory over Robert Morris in Darian DeVries' coaching debut for the Mountaineers.

His son, Tucker, tallied the first 8 and finished his night with a game-high 18.

Oklahoma State transfer Javon Small chipped in with 15, UIC transfer Toby Okani scored 13, freshman Jonathan Powell had 11 and fellow freshman KJ Tenner finished with 10.

Amani Hansberry just missed a double-double with 9 points and a game-high 12 rebounds.

West Virginia made 33 of its 60 field goal attempts for 55%, including 14 of 34 from 3-point distance. Six different Mountaineer players made 3s, led by DeVries' four on nine attempts.

DeVries, who engineered six straight 20-win seasons and three NCAA Tournament berths at Drake, is the 23rd coach making his Mountaineer debut and the seventh since the WVU Coliseum opened on Dec. 1, 1970, against Colgate.

What the 9,229 here saw was an extremely aggressive defense, some accurate long-range shooting, excellent ball movement and good decision making.

Leading 30-2 with 11:59 left in the first half, West Virginia remained stuck on 30 for the next three minutes until Okani took Small's baseline inbounds pass with one hand and soared above everyone for a thunderous dunk.

WVU answered Robert Morris' 12-2 run with an 11-0 flurry that included 3s by DeVries, Hansberry and Powell, sandwiched between Tenner's runner in the paint.

The only thing slowing West Virginia down was a delay to the second half because of a shot clock malfunction to the basket where the Mountaineers were warming up. Temporary shot clocks were positioned underneath each basket.

The Mountaineers outscored the Colonials 41-33 in a second half in which both teams used most of their players. WVU emptied its bench with 2:48 left and leading 82-56. West Virginia's largest lead was 29 points, 73-44, with 9:01 remaining.

The Colonials shot just 32.4% and turned the ball over 14 times, 10 of those coming in the first half.

Nit pickers will notice Robert Morris' 41-37 advantage on the glass, including 16 offensive rebounds, West Virginia shooting just 58.3% from the free throw line and the Mountaineers' 11 turnovers, many of those unforced.

West Virginia improved to 100-16 overall in season-opening games in its 116th season of basketball. DeVries improved to 7-0 all-time in season-opening contests.

Game #2

West Virginia 75, UMass 69

Nov. 8, 2024 • WVU Coliseum

Morgantown, W.Va.

Massachusetts 69 • 1-1,0-0 Atlantic

#	Player	Total		3-Ptr		Rebounds		PF	TP	A	T	Blk	Stl	Min			
		FG	FGA	FG	FGA	FT	FTA										
01	Daniel Hankins-Sanfo	r	6-9	1-2	0-0	2	9	11	1	13	0	1	0	2	34		
05	Daniel Rivera	f	5-7	0-0	4-6	2	7	9	2	14	1	4	2	2	36		
25	Malek Abdelgawad	f	0-3	0-1	2-2	3	1	4	1	2	2	3	0	1	14		
00	Jaylen Curry	g	5-15	1-4	2-6	1	4	5	13	7	0	1	3	35			
07	Rahsool Diggins	g	5-14	4-11	5-6	0	0	0	19	0	4	0	0	34			
02	Nate Guenengomba	g	0-0	0-0	0-0	0	0	0	0	0	0	0	0	3			
06	Marqui Worthly	g	2-5	0-0	0-0	2	0	2	4	1	0	0	0	12			
04	Shahid Muhammad	g	2-2	0-0	0-0	1	1	2	4	0	0	2	0	11			
11	Jayden Ndjigwa	g	0-2	0-1	0-0	0	0	0	2	0	0	0	0	13			
23	Akil Watson	g	0-3	0-2	0-0	1	0	1	1	0	0	2	0	0	8		
Team						0	0	0									
Totals			25-60	6-21	13-20	12	22	34	18	69	11	15	5	8	200		
FG % 1st Half: 9-26 34.6%		2nd half: 16-34 47.1%		Game: 25-60 41.7%		3FG % 1st Half: 1-8 12.5%		2nd half: 5-13 38.5%		Game: 6-21 28.6%		FT % 1st Half: 9-10 90.0%		2nd half: 4-10 40.0%		Game: 13-20 65.0%	
Deadball Rebounds		5.3															

West Virginia 75 • 2-0,0-0 Big 12

#	Player	Total		3-Ptr		Rebounds		PF	TP	A	T	Blk	Stl	Min			
		FG	FGA	FG	FGA	FT	FTA										
13	Amani Hansberry	5	12	1	4	5	6	4	16	2	1	0	2	27			
05	Toby Okani	2	9	0	1	0	0	2	3	5	4	0	2	1	0	23	
07	Javon Small	2	8	1	3	7	8	1	3	4	1	12	4	4	0	35	
10	Sencire Harris	1	1	0	0	1	2	0	3	3	4	2	2	0	2	27	
12	Tucker DeVries	3	7	3	5	8	9	1	7	8	2	17	2	5	0	35	
00	Eduardo Andre	1	3	0	0	2	2	2	4	6	0	4	0	3	0	13	
01	Joseph Yesufu	1	1	1	1	2	2	0	1	1	0	1	5	1	0	6	
03	KJ Tenner	2	6	0	3	0	0	1	1	2	2	4	1	0	0	13	
11	Jonathan Powell	4	10	2	6	0	0	1	0	1	7	2	10	0	0	0	21
Team						0	0	0									
Totals		21	57	8	23	25	29	12	24	36	19	75	12	14	4	12	200
FG % 1st Half: 15-33 45.5%		2nd half: 6-24 25.0%		Game: 21-57 36.8%		3FG % 1st Half: 5-12 41.7%		2nd half: 3-11 27.3%		Game: 8-23 34.8%		FT % 1st Half: 10-11 90.9%		2nd half: 15-18 83.3%		Game: 25-29 86.2%	
Deadball Rebounds		3.1															

Officials: Christopher Merio,Matt Rafferty,Bert Smith

Technical fouls: Massachusetts-None. West Virginia-None.

Attendance: 10,017

2024-25 Men's Basketball. Round: 0. Massachusetts vs West Virginia. Played at

Score by periods	1st	2nd	Total
Massachusetts	28	41	69
West Virginia	45	30	75

Last FG - UMass 2nd-00:00, WVU 2nd-02:15.

Largest lead - UMass by 4 1st-16:28, WVU by 18 2nd-18:49.

UMASS led for 02:45, WVU led for 35:56, Game was tied for 01:19.

Recap

West Virginia received contributions from all nine players who got into the game in the 75-69 victory over Massachusetts at the WVU Coliseum.

Tucker DeVries' 17 points led a balanced scoring attack that included 16 from forward Amani Hansberry, 12 from guard Javon Small and 10 off the bench from freshman guard Jonathan Powell.

Seven of Powell's points came late in the first half when WVU went on an 8-0 run to lead 45-28 at the break.

But UMass (1-1) used a 1-1-3 zone defense for a portion of the second half that led to a six-minute field goal drought that ended with DeVries' 3 from the wing to give the Mountaineers a 63-52 lead.

A Daniel Rivera layup and free throw made it a seven-point game with 2:45 left, but Hansberry answered with a close one at the other end and then free throws by DeVries and Hansberry got the lead back to 11.

The game was won at the free throw line where West Virginia made 25 of 29 from the charity stripe while UMass missed seven of its 20 attempts, four of those coming from Jaylen Curry late in the second half.

"We knew what this game was going to be – it was going to be tough; it was going to be physical, and it was going to be hard-fought, and it certainly didn't disappoint," West Virginia coach Darian DeVries said afterward. "I thought we did some really good things at times, especially in the first half, but in the second half there were a lot of learning opportunities for us."

The Mountaineers (2-0) shot just 25% after intermission and finished the game 21 of 57 overall for 36.8%. From behind the arc, where West Virginia made 14 in its 28-point win over Robert Morris, it was 8 of 23 for 34.8%.

WVU also turned the ball over eight times in the second half when Massachusetts turned up the pressure.

Every player on the floor for the Mountaineers scored, grabbed at least one rebound and five different players made 3s. WVU had a 36 to 34 advantage on the glass and turned 15 Minutemen turnovers into 22 points.

Other specialty stats in WVU's favor were bench scoring (23 to 8) and fastbreak points (19 to 6), which compensated for UMass' 32 to 24 edge in paint scoring.

Game #4

West Virginia 86, Iona 43

Nov. 20, 2024 • WVU Coliseum

Morgantown, W.Va.

Iona 43 • 1-4,0-0 MAAC																			
#	Player		Total	3-Ptr		Rebounds							PF	TP	A	TO	Blk	Stl	Min
			FG-FGA	FG-FGA	FT-FTA	Off	Def	Tot	P	F	A	T							
04	Clarence Rupert	r	2-2	1-1	0-0	0	1	1	0	5	0	2	0	0	1	7			
12	Yaphet Moundi		1-7	0-0	0-0	2	5	7	2	2	0	0	1	2	1	16			
00	Jama Patterson		4-10	1-4	3-4	1	3	4	1	12	1	3	0	1	23				
02	Adam Njie Jr.	g	2-12	0-2	2-2	1	1	2	6	4	4	0	0	30					
03	DeJour Reeves		0-7	0-3	0-1	1	3	4	3	0	0	0	0	3	27				
01	Jacob Hogarth		0-3	0-1	0-0	0	0	0	4	0	0	3	0	0	20				
07	Luke Jungers		3-5	3-5	1-3	0	0	0	2	10	0	0	1	0	17				
10	Comeh Emuobor		0-5	0-1	1-2	7	1	8	1	1	1	4	0	1	22				
23	JoJo Wallace		1-7	0-2	0-0	0	1	1	1	2	0	2	0	0	22				
25	Kernan Bundy		1-1	0-0	3-3	2	2	4	1	5	0	2	0	0	16				
Team					4		2		6				1						
Totals			14-59	5-19	10-15	18	36	17	43	6	21	2	7	200					
FG % 1st Half:			9-28	28.6%	2nd half:		6-31	19.4%	Game:		14-59	23.7%	Deadball						
3FG % 1st Half:			3-9	33.3%	2nd half:		2-10	20.0%	Game:		5-19	26.3%	Rebounds						
FT % 1st Half:			3-3	100.0	2nd half:		7-12	58.3%	Game:		10-15	66.7%			3				

West Virginia 86 • 3-1,0-0 Big 12

#	Player	Total	3-Ptr	Rebounds			PF	TP	A	TO	Blk	Stl	Min			
		FG-FGA	FG-FGA	FT-FTA	Off	Def	Tot									
13	Amani Hansberry	1	4-7	2-4	0-1	2	7	9	1	10	2	5	1	2	23	23
05	Toby Okani	0	2-5	0-0	3-6	5	1	6	1	7	1	0	1	1	24	24
07	Javon Small	0	7-14	5-9	4-5	1	4	5	3	23	5	1	1	4	31	31
10	Senclire Harris	0	2-4	0-1	2-2	1	1	2	2	6	1	3	0	0	25	25
12	Tucker DeVries	0	4-11	3-8	2-2	1	3	4	2	13	3	1	3	3	31	31
00	Eduardo Andre	1	1-2	0-0	2-3	1	6	7	3	4	2	3	4	0	17	17
01	Joseph Yesufu	0	0-1	0-1	0-0	0	2	2	1	0	0	0	1	0	10	10
03	KJ Tenner	3	3-3	0-0	0-0	0	1	1	2	6	1	1	0	1	14	14
06	Jake Auer	2	2-2	0-0	0-0	0	0	0	1	6	0	0	0	0	5	5
11	Jonathan Powell	4	4-7	3-6	0-0	1	1	2	1	11	0	1	0	0	17	17
22	Haris Elezovic	2	0-0	0-0	0-0	0	0	0	1	0	0	1	0	0	3	3
Team						0		1		1		0				
Totals		29	56	15	31	13	19	12	27	39	17	86	15	16	11	200
FG % 1st Half:		16-36	44.4%	2nd half:		13-20	65.0%	Game:		56	51.8%	Deadball				
3FG % 1st Half:		9-22	40.9%	2nd half:		6-9	66.7%	Game:		31	48.4%	Rebounds				
FT % 1st Half:		4-5	80.0%	2nd half:		9-14	64.3%	Game:		19	68.4%					

Officials: Bret Smith,Brooks Wells,Kipp Kissinger
Technical fouls: Iona-James Patterson, West Virginia-None.
Attendance: 8591

2024-25 Men's Basketball. Round: 0. Iona vs West Virginia. Played at WVU Colis

Score by periods				1st				2nd				Total			
				Iona	WVU	Iona	WVU	Iona	WVU	Iona	WVU	Iona	WVU	Iona	WVU
				22	21	43	86	45	41	68	86	67	62	110	149
				West Virginia											

Last FG - IONA 2nd-02:31, WVU 2nd-00:46.
Largest lead - IONA James Patterson, West Virginia-None.
10th lead for 00:00, WVU led for 37:52, Game was tied for 02:08.

Recap

Javon Small's 23 points powered West Virginia to an 86-43 victory over visiting Iona at the WVU Coliseum.

Small made half of his 14 field goal attempts, including 5 of 9 from 3-point distance, grabbed five rebounds and handed out five assists for the Mountaineers.

WVU also got 13 points from Tucker DeVries, 11 from freshman Jonathan Powell (during a four-minute span in the first half), and 10 points and nine rebounds from Amani Hansberry.

The Mountaineers connected on 15 of their 31 3-point attempts and was 29 of 56 overall from the floor for 51.8% WVU's biggest lead was 44 points with 48 seconds remaining.

West Virginia used a 14-2 run during a three-minute stretch in the first half to build a 14-point lead, which quickly swelled to 22 on Small's basket with 6:55 left.

The Mountaineers hit a lull for the next four minutes, missing seven straight jump shots at one point, before Small's layup ended the drought.

Iona (1-4) then got a couple of baskets from Adam Nie Jr. and Kernan Bundy ahead of Dejour Reeves' 3-point try from the corner that got stuck between the rim and the backboard, one of 20 shots missed by the Gaels in the first half.

West Virginia shot well enough early, especially from 3, to force Iona to pull out of its full-court pressure.

Iona, making its first-ever visit to Morgantown, and the Gaels didn't convert their 10th field goal until 30 minutes into the game and finished the night 14 of 59 overall for 23.7%.

James Patterson led Iona with 12 points while Luke Jungers came off the bench to contribute 10. Reeves, Iona's leading scorer averaging 15.5 points per game, had a miserable night missing all seven of his field goal tries and failing to score.

Iona turned the ball over 21 times leading to 26 West Virginia points and the Mountaineers also outscored the Gaels 24 to 10 in the paint. WVU was credited with 11 blocked shots, four coming from backup forward Eduardo Andre, and 11 steals, four credited to Small.

"I thought Javon had a terrific game," coach Darian DeVries said. "You go 7 for 14, 5 for 9 from 3, 4 for 5 from the line, five assists, one turnover and four steals. That's a good night. We challenged him a little bit after our last game because we need him to be more aggressive, not just as a scorer but also as a facilitator."

Iona scored on just 19 of its 70 possessions.

Game #5

West Virginia 86, No. 3/4 Gonzaga 78 OT

Nov. 27, 2024 • Imperial Arena

Paradise Island, Bahamas • Battle 4 Atlantis

Gonzaga 78 • 5-1,0-0 WCC																	
#	Player	Total	3-Ptr	Rebounds			PF	TP	A	TO	Blk	Stl	Min				
		FG-FGA	FG-FGA	FT-FTA	Off	Def	Tot										
13	Graham Ike	r	1-6	0-1	3-4	2	2	4	1	5	0	2	1	0	14	14	
00	Ryan Nembhard	0	1-10	0-2	5-6	0	4	4	2	7	12	1	0	4	43	43	
01	Nichal Ajayi	0	2-5	1-1	2-2	0	3	3	2	7	1	2	1	1	18	18	
11	Mohan Hickman	0	5-11	3-7	0-0	1	2	3	2	13	2	2	0	0	37	37	
99	Khalif Battle	0	6-12	2-5	2-2	1	4	5	3	16	2	3	0	0	34	34	
04	Dusty Stromer	0	1-3	0-1	0-0	1	3	4	0	2	2	1	0	0	1	23	
05	Emmanuel Innocenti	0	0-0	0-0	0-0	0	0	0	0	0	0	0	0	0	0+	0+	
33	Ben Gregg	1	1-4	0-1	7-8	2	4	6	4	9	0	0	1	1	26	26	
34	Braden Huff	9	9-14	1-3	0-0	1	1	2	4	19	1	1	0	0	30	30	
Team						3		2		5		1					
Totals		26	65	7	21	19	22	11	25	36	18	78	20	13	3	7	225
FG % 1st Half:		13-31	41.9%	2nd half:		11-24	45.8%	OT:		2	10	20.0%	Game:		26	65	40.0%
3FG % 1st Half:		6-14	42.9%	2nd half:		1-3	33.3%	OT:		0	4	0.0%	Game:		7	21	33.3%
FT % 1st Half:		7-8	87.5%	2nd half:		9-10	90.0%	OT:		3	4	75.0%	Game:		19	22	86.4%

West Virginia 86 • 4-1,0-0 Big 12

#	Player	Total	3-Ptr	Rebounds			PF	TP	A	TO	Blk	Stl	Min			
		FG-FGA	FG-FGA	FT-FTA	Off	Def	Tot									
13	Amani Hansberry	1-7	3-8	2-2	2	6	8	2	19	3	1	1	37			
05	Toby Okani	0-3	6-2	2-2	1	1	2	4	10	0	1	0	29			
07	Javon Small	0-9	18-10	9-11	2	5	7	1	31	2	3	1	43			
10	Senclire Harris	0-3	7-0	2-2	0	6	6	4	8	1	2	2	41			
12	Tucker DeVries	9-4	9-2	6-7	1	5	6	2	16	4	2	4	42			
00	Eduardo Andre	0-0	0-0	0-0	1	0	1	2	0	1	1	0	8			
03	KJ Tenner	0-0	1-0	0-0	0	0	0	1	0	0	0	0	5			
11	Jonathan Powell	0-6	6-0	2-2	1	1	2	1	2	1	1	0	20			
Totals		26-63	11-35	23-26	12	30	42	17	86	12	13	8	7	225		
FG % 1st Half:		9-30	30.0%	2nd half:		14-28	50.0%	OT:		3-5	60.0%	Game:		26-63	41.3%	Deadball
3FG % 1st Half:		6-18	33.3%	2nd half:		5-15	33.3%	OT:		0-2	0.0%	Game:		7-21	33.3%	Deadball
FT % 1st Half:		7-7	100.0	2nd half:		7-9	77.8%	OT:		9-10	90.0%	Game:		23-26	88.5%	Deadball

Officials: Will Howard,Jason Phillips,Gary Maxwell
Technical fouls: Gonzaga-None. West Virginia-None.
Attendance: 959
2024-25 Men's Basketball. Round: 0. Gonzaga vs West Virginia. Played at Atlant

Score by periods				1st	2nd	OT	Total		In	Off	2nd	Fast	
Gonzaga	39	32	7	78	Points	Paint	T/O	Chance	Break	Bench			
West Virginia	31	40	15	86	GONZ	30	10	14	9	30			
					WVU	28	12	11	8	2			

Game #7

West Virginia 83, No. 24/23 Arizona 76 OT
Nov. 29, 2024 • Imperial Arena
Paradise Island, Bahamas • Battle 4 Atlantis

Arizona 76 • 3-4,0-0 Big 12

#	Player	Total		3-Ptr		Rebounds		PF	TP	A	TO	Bk	Stl	Min
		FG	FGA	FG	FGA	FT	FTA							
04	Trey Townsend	f	7-12	1-3	4-4	0	4	4	0	19	2	3	0	41
20	Tobe Awaka	f	2-4	0-0	1-2	4	4	8	4	5	0	3	1	23
00	Jaden Bradley	g	5-9	0-0	0-0	0	2	3	10	5	1	0	0	39
01	Caleb Love	g	9-20	4-12	2-2	1	2	6	0	24	2	3	1	40
09	Carter Bryant	g	0-3	0-1	0-0	0	6	0	0	0	0	1	1	11
03	Anthony Dell'Orso	g	2-7	1-3	0-0	2	0	2	0	1	5	1	0	21
05	KJ Lewis	g	4-6	1-2	1-1	1	5	6	1	10	3	1	0	35
13	Henri Veesaar	g	0-0	0-0	2-2	0	0	0	1	2	0	1	0	3
14	Motiejus Krivas	g	0-3	0-0	1-2	1	1	2	1	1	1	0	1	12
Team														
Totals		29-64	7-21	11-13	12	27	39	15	76	14	14	5	4	225

FG % 1st Half: 13-30 43.3% 2nd half: 11-25 44.0% OT: 5-9 55.6% Game: 29-64 45.3% Deadball Rebounds 0
 3FG % 1st Half: 5-10 50.0% 2nd half: 2-7 28.6% OT: 0-4 0.0% Game: 7-21 33.3%
 FT % 1st Half: 6-6 100.0 2nd half: 5-7 71.4% OT: 0-0 0.0% Game: 11-13 84.6%

West Virginia 83 • 5-2,0-0 Big 12

#	Player	Total		3-Ptr		Rebounds		PF	TP	A	TO	Bk	Stl	Min
		FG	FGA	FG	FGA	FT	FTA							
13	Amani Hansberry	f	5-12	0-4	3-3	4	6	10	1	13	2	3	0	2
05	Toby Okani	f	7-11	3-5	3-6	3	2	5	2	10	1	0	1	2
07	Javon Small	g	2-9	1-4	9-10	0	3	3	1	14	8	3	1	43
10	Sencire Harris	g	2-6	0-3	0-0	2	4	6	1	4	2	1	1	3
12	Tucker DeVries	g	8-16	8-12	2-3	0	4	4	4	26	6	0	0	36
03	KJ Tenner	g	3-5	0-1	0-0	0	0	0	0	6	2	0	0	3
11	Jonathan Powell	g	0-6	0-4	0-0	0	1	1	0	0	0	0	0	15
22	Haris Elezovic	g	0-3	0-1	0-0	2	0	2	1	0	0	0	0	7
Team														
Totals		27-68	12-34	17-22	15	45	40	10	83	21	10	3	11	225

FG % 1st Half: 13-30 43.3% 2nd half: 10-34 29.4% OT: 4-4 100.0% Game: 27-68 39.7%
 3FG % 1st Half: 6-17 35.3% 2nd half: 4-15 26.7% OT: 2-2 100.0% Game: 12-34 35.3%
 FT % 1st Half: 7-9 77.8% 2nd half: 3-5 60.0% OT: 2-8 87.5% Game: 17-22 77.3%

Officials: Chris Pacci,Bret Smith,Gary Maxwell
 Technical fouls: Arizona-None. West Virginia-None.

Attendance: 796
 2024-25 Men's Basketball, Round: 0. Arizona vs West Virginia. Played at Atlant

Score by periods	1st	2nd	OT	Total
Arizona	37	29	10	76
West Virginia	39	27	17	83

Last FG - UA OT:00:21, WVU OT:02:18.
 Largest lead - UA by 8 1st:12:42, WVU by 10 2nd:11:00.
 UA led for 15:51, WVU led for 25:53, Game was tied for 03:16.

Recap

West Virginia got 26 points from Tucker DeVries to outlast 24th-ranked Arizona 83-76 in overtime in the third-place game at the Bad Boys Mowers Battle 4 Atlantis at Atlantis Resort Imperial Arena in Paradise Island, Bahamas.

It was the third-straight overtime game for WVU, which outlasted third-ranked Gonzaga two days earlier and then lost to Louisville a day earlier.

It is the first time in school history West Virginia has ever played three consecutive overtime games.

DeVries was virtually unstoppable at times, particularly from behind the 3-point arc where he made 8 of 12, including a couple of just in front of the mid-court line. DeVries had 17 points at halftime to give WVU a 39-37 lead at intermission.

WVU, down backup big Eduardo Andre following his injury yesterday against Louisville and still without Jayden Stone, had to go one player deeper on its bench with senior forward Haris Elezovic getting his first meaningful minutes of the season. Elezovic didn't score, but he did grab two rebounds in seven minutes of action.

The Mountaineers (5-2) appeared to have control of the game with less than four minutes left after Javon Small's two free throws gave them a 63-56 lead, but empty possessions allowed the Wildcats to battle back.

KJ Lewis converted a traditional three-point play to cut West Virginia's lead to four, and then Jaden Bradley's layup made it a two-point game with three minutes remaining.

Toby Okani answered with a corner 3 with 2:06 left, but that was WVU's last field goal during regulation.

Trey Townsend converted a layup with 47 seconds left and Caleb Love banged in a transition 3 with 14 seconds left to tie the game.

Following a West Virginia timeout, Tucker DeVries was unable to get his shot inside the free throw line to go down to win the game.

In overtime, Amani Hansberry got things going with a jumper and then DeVries hit another 3 to give WVU a 71-66 lead. The margin swelled to eight on two Small free throws with 1:32 left and again got to eight on two more Small charities with 27 seconds to go.

WVU won the game despite being out-shot 45.3% to 39.7% and being out-scored 38 to 20 in the paint.

The Mountaineers made up for it with a 24 to 6 advantage in points off turnovers and their 21 assists on 27 made baskets.

Okani contributed a season-high 20 on 7-of-11 shooting, while Small finished with 14.

Hansberry contributed 13 points and 10 rebounds. WVU had a 40 to 39 edge on the glass against the Wildcats.

Game #8

West Virginia 73, Georgetown 60
Dec. 6, 2024 • WVU Coliseum
Morgantown, W.Va. • Big 12-Big East Battle

Georgetown 60 • 7-2,0-0 Big East

#	Player	Total		3-Ptr		Rebounds		PF	TP	A	TO	Bk	Stl	Min
		FG	FGA	FG	FGA	FT	FTA							
20	Drew Fielder	f	3-6	1-4	1-2	2	6	8	0	8	0	2	0	1
35	Thomas Sorber	f	4-9	1-2	4-4	4	0	4	4	13	3	3	1	0
02	Malik Mack	g	4-14	2-6	0-0	1	2	3	4	10	2	0	0	3
05	Micha Peavy	g	2-7	0-2	0-0	2	3	5	3	4	2	3	1	0
10	Jayden Epps	g	6-14	3-9	2-2	0	3	3	1	17	1	2	0	35
04	Caleb Williams	g	2-5	2-3	0-0	1	2	3	1	6	0	0	1	0
07	Drew McKenna	g	0-0	0-0	0-0	0	0	0	0	0	0	0	0	0
11	Curtis Williams Jr.	g	0-0	0-0	0-0	0	3	3	1	0	0	0	0	0
23	Mason Moses	g	0-0	0-0	0-0	0	0	0	0	0	0	0	0	0
23	Jordan Burks	g	1-3	0-1	0-0	0	0	0	1	2	0	1	1	15
05	Kayvaun Mulready	g	0-0	0-0	0-0	0	0	0	1	0	0	0	0	1
Team														
Totals		22-58	9-27	7-8	10	23	33	16	60	8	14	4	5	200

FG % 1st Half: 11-28 39.3% 2nd half: 11-30 36.7% Game: 22-58 37.9%
 3FG % 1st Half: 5-12 41.7% 2nd half: 4-15 26.7% Game: 9-27 33.3%
 FT % 1st Half: 3-4 75.0% 2nd half: 4-4 100.0% Game: 7-8 87.5%

West Virginia 73 • 6-2,0-0 Big 12

#	Player	Total		3-Ptr		Rebounds		PF	TP	A	TO	Bk	Stl	Min
		FG	FGA	FG	FGA	FT	FTA							
13	Amani Hansberry	f	2-7	0-3	2-2	0	2	2	3	6	1	2	0	0
05	Toby Okani	g	5-8	1-3	0-0	1	1	2	2	11	2	0	0	26
07	Javon Small	g	9-16	4-9	4-5	0	5	5	4	26	3	3	0	26
10	Sencire Harris	g	2-7	0-1	2-2	2	7	9	1	6	4	1	2	3
12	Tucker DeVries	g	5-10	3-6	2-2	2	5	7	1	15	3	1	0	2
00	Eduardo Andre	g	2-2	0-0	0-0	0	3	3	0	4	0	1	4	0
03	KJ Tenner	g	0-3	0-1	2-2	0	0	0	2	0	1	0	0	8
11	Jonathan Powell	g	1-4	1-3	0-0	0	0	0	3	0	1	0	1	19
Team														
Totals		26-57	9-26	12-13	7	27	34	11	73	13	12	6	8	200

FG % 1st Half: 12-29 41.4% 2nd half: 14-28 50.0% Game: 26-57 45.6%
 3FG % 1st Half: 3-11 27.3% 2nd half: 6-15 40.0% Game: 9-26 34.6%
 FT % 1st Half: 1-2 50.0% 2nd half: 11-11 100.0% Game: 12-13 92.3%

Officials: Paul Szlez,Kipp Kissinger,Brian O'Connell
 Technical fouls: Georgetown-Malik Mack; Michal Peavy. West Virginia-Javon Small.

Attendance: 11522
 2024-25 Men's Basketball, Round: 0. Georgetown vs West Virginia. Played at WVU

Score by periods	1st	2nd	Total
Georgetown	30	30	60
West Virginia	28	45	73

Last FG - GTOWN 2nd:00:42, WVU 2nd:01:04.
 Largest lead - GTOWN by 6 2nd:17:20, WVU by 13 2nd:01:04.
 GTOWN led for 20:11, WVU led for 15:14, Game was tied for 04:35.

Recap

West Virginia rallied from a five-point second half deficit to down Georgetown 73-60 in a Big 12-Big East Battle game at the WVU Coliseum.

The Hoyas, leading 30-28 at halftime and 41-36 on Malik Mack's 3-pointer with 14:46 left, got just a Drew Fielder layup over the next six minutes as the Mountaineers went on a 17-2 run to take control of the game.

Javon Small, who scored a game-high 26, began the run with a three-point play, followed by an Eduardo Andre dunk and then two K.J. Tenner free throws tie the game 43.

Consecutive Toby Okani baskets and then 3s from Small and Tucker DeVries built the Mountaineer lead to 10, 53-43, with 9:28 left. Another DeVries basket pushed the lead to 12 before the Hoyas rallied with seven straight.

Small again stopped the run with a jumper, and his biggest shot of the game, a bank-shot 3 with the shot clock winding down, pushed the margin back to 11 with 1:20 to go. Okani put the punctuation mark on tonight's win with a breakaway dunk with a minute remaining.

The Hoyas (7-2) took the lead six minutes into the contest and led for 20:11 of the game.

"In the first half we were just stuck in the mud a little bit and couldn't get much going, but thankfully defensively we were able to keep it fairly tight going into the half," West Virginia coach Darian DeVries said.

DeVries contributed 15 points on 5 of 10 shooting, including 13 in the second half. Okani chipped in with 11.

Andre gave West Virginia a big lift coming off the bench in the second half and finished the game with four points, four blocks and three defensive rebounds.

West Virginia (6-2) held its own on the glass against the much bigger Hoyas and actually outboarded them 34 to 33.

Guards Sencire Harris (nine) and DeVries (seven) led the Mountaineers in rebounding.

WVU outscored Georgetown 28 to 22 in the paint and had a 19 to 12 edge on points off turnovers. Other specialty stats in West Virginia's favor were fastbreaks, 14 to 4, and bench points, 9 to 8.

Georgetown got 17 from Jayden Epps and 13 from leading scorer Thomas Sorber, who played a good portion of the second half with four fouls.

West Virginia finished the game out-shooting Georgetown 45.6% to 37.9%, and also had a 12 to 7 advantage in free throws.

A crowd of 11,522 watched the contest.

Game #9

West Virginia 79, North Carolina Central 45
Dec. 10, 2024 • WVU Coliseum
Morgantown, W.Va.

N.C. Central 45 • 4-8,0-0 MEAC

#	Player	Total		3-Ptr		Rebounds		PF	TP	A	TO	Bk	Stl	Min
		FG	FGA	FG	FGA	FT	FTA							
05	Timmy Adefire	f	0-2	0-2	2-2	0	1	1	0	2	0	1	0	20
12	Perry Smith Jr.	f	3-7	0-0	0-1	2	4	6	2	6	0	1	1	0
01	Keishon Porter	g	0-2	0-1	0-0	0	0	0	1	0	0	2	1	21
02	Dionte Johnson	g	0	0-0	0-0	0	1	1	0	0	2	0	0	12
35	Po'Boigh King	g	0-7	0-3	5-9	0	2	2	1	5	1	2	0	25
03	Aquan Smart	g	1-5	0-1	0-0	2	1	3	5	2	3	2	0	0
11	Isaac Parson	g	6-12	1-3	3-5	1	2	3	16	2	1	1	1	28
14	Floyd Rideau Jr.	g	0-3	0-2	0	0	2	1	0	0	2	0	1	16
22	Kelechi Okworogwo	g	2-5	1-2	1-2	1	3	2	6	0	0	0	0	13
59	Jaheim Murray	g	4-5	0-0	0	0	3	3	2	8	0	1	0	20
							1	4	4					

Game #10

West Virginia 84, Bethune-Cookman 61

Dec. 14, 2024 • WVU Coliseum

Morgantown, W.Va.

Bethune-Cookman 61 • 2-8,0-0 SWAC

#	Player	r	Total		3-Ptr		Rebounds		PF	TP	A	TO	Bk	Stl	Min	
			FG	FGA	FG	FGA	FT	FTA								Off
12	Jesus Carralero Mart	r	1-4	0-2	0-0	0-0	0	5	5	2	2	0	5	2	0	30
15	Reggie Ward Jr.	r	4-7	1-1	3-4	1	6	7	1	12	2	2	0	1	35	
22	Daniel Rouzan	r	4-9	1-2	4-5	1	4	5	4	13	0	2	0	0	24	
01	Trey Thomas	g	4-12	1-5	3-4	0	4	4	1	12	1	0	0	2	36	
02	Brayon Freeman	g	6-18	0-4	2-3	0	2	2	14	3	1	0	0	2	32	
03	Seneca Willoughby	g	1-4	1-2	1-3	2	3	5	3	4	1	1	0	0	17	
10	Kallil Camara	g	0-3	0-2	0-0	2	1	3	1	0	0	0	0	1	12	
21	Jarrell Love	g	1-1	0-0	0-0	0	1	1	2	0	0	0	0	0	3	
30	Simone Wornack	g	1-2	0-0	0-0	1	0	1	0	2	0	0	0	0	1	
32	Jerome Beya	g	0-0	0-0	0-0	1	0	1	2	0	0	2	0	0	7	
33	David Onanina	g	0-1	0-0	0-0	2	2	0	0	0	0	0	0	0	3	
Team						2	1	3								
Totals			22-61	4-18	13-19	12	27	39	16	61	7	13	2	6	200	

FG % 1st Half: 10-30 33.3% 2nd half: 12-31 38.7% Game: 22-61 36.1%
3FG % 1st Half: 1-6 16.7% 2nd half: 3-12 25.0% Game: 4-18 22.2%
FT % 1st Half: 9-14 64.3% 2nd half: 4-5 80.0% Game: 13-19 68.4%

West Virginia 84 • 8-2,0-0 Big 12

#	Player		Total		3-Ptr		Rebounds		PF	TP	A	TO	Bk	Stl	Min	
			FG	FGA	FG	FGA	FT	FTA								Off
11	Jonathan Powell	r	5-13	4-9	0-0		1	4	5	2	14	1	1	0	36	
13	Amani Hansberry	r	6-9	1-2	3-4		2	4	6	2	16	1	1	0	29	
05	Toby Okani	g	2-4	1-3	0-0		0	4	2	5	3	1	1	1	27	
07	Javon Small	g	7-15	2-4	11-11		3	3	6	1	27	6	2	2	1	37
10	Senrice Harris	g	4-9	0-3	4-5		0	7	7	2	12	2	0	2	2	27
00	Eduardo Andre	g	1-1	0-0	0-0		0	4	4	2	1	1	3	0	7	
01	Joseph Yesufu	g	1-4	1-3	0-0		0	0	0	2	3	0	1	0	0	20
06	KJ Tenner	g	0-2	0-1	2-2		0	3	3	2	2	1	1	0	0	12
08	Jake Auer	g	1-1	1-1	0-0		0	0	0	0	3	0	0	0	0	1
22	Haris Elezovic	g	0-0	0-0	0-0		0	0	0	0	0	0	0	0	0	4
	Team				0		0	0								
Totals			27-58	10-26	20-22		6	29	35	17	84	15	8	8	6	200

FG % 1st Half: 15-29 51.7% 2nd half: 12-29 41.4% Game: 27-58 46.6%
3FG % 1st Half: 6-13 46.2% 2nd half: 10-26 38.5% Game: 10-26 38.5%
FT % 1st Half: 5-5 100% 2nd half: 15-17 88.2% Game: 20-22 90.9%

Officials: James Duke,Tyler Kumpf,Gary Maxwell
Technical fouls: Bethune-Cookman-None. West Virginia-None.
Attendance: 9651
2024-25 Men's Basketball. Round: 0. Bethune-Cookman vs West Virginia. Played at

Score by periods	1st	2nd	Total
Bethune-Cookman	30	31	61
West Virginia	41	43	84

Last FG - BCU 2nd-00:38, WVU 2nd-00:29.
Largest lead - BCU None, WVU by 23 2nd-01:16.
BCU led for 00:00, WVU led for 39:45. Game was tied for 00:15.

Recap

West Virginia used 27 points, six rebounds and six assists from senior guard Javon Small to defeat Bethune-Cookman 84-61 at the WVU Coliseum.

The Mountaineers had a balanced scoring attack with four players reaching double figures. Amani Hansberry tallied 16, Jonathan Powell contributed 14 and Senrice Harris added a season-high 12.

West Virginia, which led by as many as 20 points in the first half, saw its lead trimmed to six four minutes into the second half. But the Mountaineers scored seven in a row to push it back to 13 and kept the margin above double digits for the remainder of the game.

"We were able to build up a pretty good lead in the first half and then there was a long stretch from that point on until late in the second half when we couldn't quite find our rhythm," West Virginia coach Darian DeVries said.

WVU didn't grab its first offensive rebound until Hansberry hauled down a Harris missed with 14:34 left in the second half and was out-boarded by the Wildcats, 39 to 35.

The Mountaineers (8-2) made 17 free throws in a row until Hansberry missed his second attempt with 3:28 left.

West Virginia finished the game connecting on 20 of 22 from the charity stripe.

After shooting 51.7% in the first half, the Mountaineers cooled off after intermission and ended the game making 27 of 58 field goal attempts for 46.6%.

WVU was outscored 32 to 30 in the paint and 13 to 9 off turnovers.

"We fouled a little too much and the game got a little choppy because there was a lot of free throws and there was no flow to it and it was hard for us to get going," DeVries said. "We've got to play with more discipline and keep our hands back."

West Virginia did convert 10 of its 26 attempts from 3-point distance, Powell leading the way with four. Small made two and one each came from Hansberry, Toby Okani, Joseph Yesufu and Jake Auer.

It was the second game without second-leading scorer Tucker DeVries, who is nursing an undiscovered upper body injury. Powell got his first career start in place of DeVries.

"I thought the last five minutes we really dug in defensively, the talk was a little better and we got some transition baskets to really extend it and feel more comfortable," DeVries said.

Brayon Freeman led Bethune-Cookman with 14 points. An announced crowd of 9,651 attended the game.

Game #11

West Virginia 67, Mercyhurst 46

Dec. 22, 2024 • WVU Coliseum

Morgantown, W.Va.

Mercyhurst 46 • 6-9,0-0 NEC

#	Player		Total		3-Ptr		Rebounds			PF	TP	A	TO	Bk	Stl	Min
			FG	FGA	FG	FGA	FT	FTA	Off							
00	Deshaun Jackson Jr.	g	1-3	0-1	0-1	0	3	3	4	2	4	2	0	1	1	19
21	Max Jusaniec	g	1-1	0-0	0-0	2	1	3	1	2	0	1	0	0	0	10
22	Shemar Rathann-Mayes	g	0-4	0-0	0-0	0	5	2	0	1	3	0	0	0	0	28
31	Jeff Planutis	g	3-12	3-7	0-0	0	2	0	9	0	2	0	0	0	1	36
32	Aidan Reichert	g	6-16	1-5	1-1	1	3	4	3	14	2	1	0	2	0	30
01	Sean Lang	g	0-1	0-1	0-0	1	1	2	1	0	1	0	0	0	0	9
02	Qadir Martin	g	1-1	0-0	0-0	1	0	1	1	2	0	0	0	0	0	4
05	Mykolaus Ivanauskas	g	1-9	0-1	7-8	3	2	5	1	9	0	1	0	0	0	23
10	Christian Gamble	g	2-3	1-1	3-4	1	0	1	0	0	0	0	1	0	0	10
11	Jake Lemelman	g	0-3	0-1	0-0	0	0	0	0	0	1	0	0	0	0	9
34	James Thomas	g	0-0	0-0	0-0	1	4	5	2	0	2	1	0	1	0	13
Team						1	0	1								
Totals				15-53	5-17	11-14	11	21	32	15	46	8	16	1	4	200

FG % 1st Half: 9-26 34.6% 2nd half: 6-27 22.2% Game: 15-53 28.3%
3FG % 1st Half: 3-8 37.5% 2nd half: 2-9 22.2% Game: 5-17 29.4%
FT % 1st Half: 1-2 50.0% 2nd half: 10-12 83.3% Game: 11-14 78.6%

West Virginia 67 • 9-2,0-0 Big 12

#	Player	Total		3-Ptr		Rebounds		PF	TP	A	TO	Bk	Stl	Min	
		FG	FGA	FG	FGA	FT	FTA								Off
11	Jonathan Powell	f	2-4	2-4	0-0	0	0	0	2	6	0	1	0	0	28
13	Amani Hansberry	r	0-0	0-0	0-0	0	0	0	0	0	0	0	0	0	1
05	Toby Okani	g	5-8	0-0	3-4	3	9	12	3	13	1	3	0	0	24
07	Javon Small	g	6-14	1-5	6-7	0	3	3	1	19	7	3	0	1	34
10	Senrice Harris	g	0-7	0-4	0-0	0	3	0	0	0	0	1	0	1	27
00	Eduardo Andre	g	6-6	0-0	2-4	2	4	6	3	14	3	1	2	1	24
01	Joseph Yesufu	g	3-7	1-5	0-1	0	4	4	1	7	1	1	0	4	26
03	KJ Tenner	g	0-3	0-0	1-2	0	0	0	3	1	0	0	0	0	17
08	Jake Auer	g	1-1	1-1	0-0	0	1	1	1	3	0	0	0	0	4
22	Haris Elezovic	g	2-2	0-0	0-0	2	3	5	1	4	2	1	1	0	15
Team						0	1	1							
Totals			25-52	5-19	12-18	7	28	35	15	67	14	12	3	7	200

FG % 1st Half: 14-28 50.0% 2nd half: 11-24 45.8% Game: 25-52 48.1%
3FG % 1st Half: 3-11 27.3% 2nd half: 2-8 25.0% Game: 5-19 26.3%
FT % 1st Half: 4-5 80.0% 2nd half: 8-13 61.5% Game: 12-18 66.7%

Officials: Antonio Pettit,Michael Greenstein,Doug Simmons
Technical fouls: Mercyhurst-None. West Virginia-None.
Attendance: 10777
2024-25 Men's Basketball. Round: 0. Mercyhurst vs West Virginia. Played at WVU

Score by periods	1st	2nd	Total
Mercyhurst	22	24	46
West Virginia	35	32	67

Last FG - MERCY 2nd-00:18, WVU 2nd-00:35.
Largest lead - BCU None, MERCY by 28 2nd-04:26.
MERCY led for 00:47, WVU led for 39:18. Game was tied for 00:55.

Recap

West Virginia concluded its four-game homestand with a 67-46 victory over Mercyhurst at the WVU Coliseum.

Javon Small scored a game-high 19 points, including the 1,000th point of his collegiate career.

Eduardo Andre came off the bench to score a season-high 14 points while Toby Okani got his first double-double of the season with 13 points and a season-high 12 rebounds.

West Virginia, now 9-2 and equaling its win total from last season, limited the Lakers of the Northeast Conference to just 28.3% shooting for the game. Mercyhurst missed 38 of its 53 field goal attempts and turned the ball over 16 times.

"Like I told the guys, the nonconference portion is now over, and they did their job in terms of putting themselves in position and now they get ready for Big 12 play," West Virginia coach Darian DeVries said. "Overall, this game was a little ugly at times, but I thought defensively in the second half we got it cranked up and get out into transition a little bit more to pull away."

After WVU led 35-22 at halftime, the Lakers went on an 8-0 run to reduced the Mountaineers' lead to eight, 38-30, with 14:46 left. Small finally snapped its nearly six-minute field goal drought with a layup, two of 16 straight points West Virginia scored to build its lead up to 24 points.

Starting center Amani Hansberry also checked out 18 seconds into the game with what appeared to be an ankle injury. He spent the game sitting on the bench with an ice bag on his foot, but DeVries indicated afterward it was nothing serious.

With Hansberry out, Harris Elezovich got some extended playing time and finished with four points, five rebounds and an assist in 15 minutes.

"(Hansberry's injury) took away a little bit of our depth and our ability to throw it inside," DeVries explained. "But I thought Haris came in and gave us some really good minutes and Eduardo took an extended role, so that was good."

Freshman Jonathan Powell, getting his second start in DeVries' place, made two 3s and finished the game with six points.

The Mountaineers outscored the Lakers 30 to 16 in the paint and had a 29 to 19 edge in bench scoring.

"When you are kind of struggling a little bit offensively you need to have defense so you can hang around, and then when you get the chance to break it open you can do that," DeVries said.

A crowd of 10,777 attended the game.

Game #12

West Virginia 62, No. 7/7 Kansas 61

Dec. 31, 2024 • Allen Fieldhouse

Lawrence, Kan.

West Virginia 62 • 10-2,1-0 Big 12

#	Player		Total		3-Ptr		Rebounds		PF	TP	A	TO	Bk	Stl	Min					
			FG	FGA	FG	FGA	FT	FTA								Off	Def			
11	Jonathan Powell	r	4	9	3	8	0	0	4	4	0	11	0	0	2	31				
00	Eduardo Andre	c	7	9	0	0	1	2	2	4	6	15	3	1	4	0	34			
05	Toby Okani	g	3	11	1	2	0	0	1	1	2	4	7	2	2	1	34			
07	Javon Small	g	5	12	0	6	3	4	1	10	11	2	13	6	3	0	40			
10	Senrice Harris	g	4	11	0	1	0	0	0	3	3	2	8	3	0	0	22			
01	Joseph Yesufu	g	2	3	2	2	0	0	1	0	1	2	6	0	0	0	14			
03	KJ Tenner		1	4	0	1	0	0	0	2	2	1	2	4	0	0	19			
22	Harris Elezovic	Team	0	1	0	0	0	0	2	0	2	1	0	0	0	0	6			
Totals			26	60	6	20	4	6	8	24	32	16	6	18	6	5	200			
FG % 1st Half: 15-32			36.9%				2nd half: 11-18			39.3%				Game: 26-60			43.3%			Deadball Rebound
3FG % 1st Half: 3-10			30.0%				2nd half: 3-10			30.0%				Game: 6-20			30.0%			

Game #13

West Virginia 69, Oklahoma State 50

Jan. 4, 2025 • WVU Coliseum

Morgantown, W.Va.

Oklahoma St. 50 • 8-5,0-2 Big 12

#	Player		FG	FGA	3-Ptr	FT	FTA	Off	Def	PF	TP	A	T	Bk	Stl	Min
25	Robert Jennings	r	1-4	0-2	1-1	2	2	2	1	3	0	3	0	1	11	
33	Abou Ousmane	r	6-13	0-1	2-2	4	7	11	4	14	0	2	0	4	28	
01	Bryce Thompson	g	2-6	0-3	3-6	0	2	2	3	7	0	1	0	1	23	
05	Khali Brantley	g	1-4	0-1	0-0	1	1	2	3	2	1	3	0	0	28	
14	Jamryn Keller	g	0-2	0-1	0-0	0	2	2	1	0	2	1	0	0	19	
00	Marcellus Avery	g	4-13	3-11	4-6	1	4	5	15	1	1	1	2	29		
02	Arturo Dean	g	3-7	0-1	0-1	2	2	4	4	6	0	5	0	1	32	
04	Davonte Davis	g	0-0	0-0	0-0	0	1	1	2	0	0	0	0	0	9	
06	Brandon Newman	g	0-1	0-1	0-0	0	2	2	3	0	1	0	0	0	12	
24	Pat Suernick	g	1-2	0-0	1-4	1	2	3	0	3	0	0	1	0	9	
Team						1	1	2							1	
Totals			18-54	3-21	11-20	12	26	38	22	50	5	17	2	9	200	
FG % 1st Half:		7-28	25.0%	2nd half:	11-26	42.3%	Game:		18-54	33.3%	Deadball					
3FG % 1st Half:		2-12	16.7%	2nd half:	1-9	11.1%	Game:		3-21	14.3%	Rebounds					
FT % 1st Half:		3-7	42.9%	2nd half:	8-13	61.5%	Game:		11-20	55.0%						

West Virginia 69 • 11-2,2-0 Big 12

#	Player	Total			3-Ptr			Rebounds			PF	TP	A	T	Bk	Stl	Min
		FG	FGA	FT	FGA	FT	FTA	Off	Def	Tot							
11	Jonathan Powell	r	6-10	5-7	0-0	1	0	1	4	17	0	1	0	1	0	34	
02	Eduardo Andre	c	3-4	0-0	1-4	4	6	10	3	7	4	3	1	1	27		
05	Toby Okani	g	2-8	1-4	0-2	3	4	7	3	5	0	1	0	0	30		
07	Javon Small	g	7-16	3-10	7-7	1	10	11	1	24	4	6	0	3	37		
10	Sencire Harris	g	3-10	2-6	1-2	1	4	5	2	9	2	1	2	3	33		
01	Joseph Yesufu	g	0-0	0-0	1-3	0	3	3	0	1	1	1	0	0	13		
03	KJ Tenner	g	0-2	0-0	0-0	0	0	0	2	0	1	1	0	0	12		
08	Jake Auer	g	0-0	0-0	0-0	0	0	0	0	0	0	0	0	0	04		
13	Amani Hansberry	g	2-5	0-3	2-2	2	1	3	1	6	3	0	0	0	14		
Team						0	0	0							1		
Totals			23-55	11-30	12-20	12	28	40	16	69	15	15	3	7	200		
FG % 1st Half:		14-30	46.7%	2nd half:	9-25	36.0%	Game:		23-55	41.8%	Deadball						
3FG % 1st Half:		8-19	42.1%	2nd half:	3-11	27.3%	Game:		11-30	36.7%	Rebounds						
FT % 1st Half:		10-14	71.4%	2nd half:	2-6	33.3%	Game:		12-20	60.0%							

Officials: Chris Pasco,Tyler Kumpf,Anirio Petty
Technical Fouls: Oklahoma St.-None, West Virginia-Jonathan Powell.
Attendance: 11753
2024-25 Men's Basketball, Round: 0, Oklahoma St. vs West Virginia, Played at WV

Score by periods	1st	2nd	Total
Oklahoma St.	19	31	50
West Virginia	46	23	69

Last FG - OSU 2nd-00:09, WVU 2nd-00:21.
Largest lead - OSU None, WVU by 28 2nd-18:26.
WVU led for 00:00, WVU led for 39:18. Game was tied for 00:42.

Recap

Senior Javon Small recorded a double-double against his former team to lead the West Virginia University men's basketball team to a 69-50 victory over Oklahoma State before a crowd of 11,753 at the WVU Coliseum.

Small recorded his second double-double in as many games with 24 points and 11 rebounds against the Cowboys, the school he played for in 2023-24.

Small was complemented by freshman Jonathan Powell, who recorded 17 points on five 3-point field goals, and Eduardo Andre, who posted seven points, 10 rebounds and four assists. Sencire Harris (nine points), Amani Hansberry (six points), Toby Okani (five points) and Joseph Yesufu (one point) rounded out WVU's scoring.

The Mountaineers jumped on Oklahoma State early in the first half and cruised to a 46-19 halftime lead, holding the Cowboys to 25% shooting in the first half. Oklahoma State finished the game shooting 33.3% from the field, 14.3% from 3-point range and 55% from the free throw line.

West Virginia shot 41.8% from the field and made 11 3-point field goals. The Mountaineers outrebounded the Cowboys, 40-38.

"I thought defensively the guys were terrific. We're really locked in," DeVries said. "We took a lot of their driving angles away and did a nice job there and then we were able to get steals, offensive or defensive rebounds and get out in transition and push."

The Mountaineers led by as many as 28 points with 18:26 remaining in the game. For the second consecutive Big 12 Conference game, the Mountaineers never trailed in the contest.

With the win, West Virginia improves to 11-2 overall and 2-0 in the Big 12 Conference. WVU is 2-0 in league play for the first time since the 2017-18 season. Oklahoma State falls to 8-5 overall and 0-2 in the Big 12.

Game #14

Arizona 75, No. 21/23 West Virginia 56

Jan. 7, 2025 • WVU Coliseum

Morgantown, W.Va.

Arizona 75 • 9-5,3-0 Big 12

#	Player	Total			3-Ptr			Rebounds			PF	TP	A	T	Bk	Stl	Min
		FG	FGA	FT	FGA	FT	FTA	Off	Def	Tot							
04	Trey Townsend	r	2-5	1-3	0-0	0	5	5	0	5	0	0	0	0	25		
30	Tobe Awaka	r	1-4	0-0	0-0	3	4	7	2	2	2	1	1	1	13		
00	Jaden Bradley	g	6-10	2-3	1-2	1	3	4	1	15	5	1	0	0	37		
01	Caleb Love	g	3-10	1-5	2-2	0	2	2	0	9	1	3	1	1	26		
03	Anthony Dell'Orso	g	4-9	2-4	0-0	0	3	3	0	10	2	0	0	1	25		
02	Addison Arnold	g	0-1	0-1	0-0	0	0	0	0	0	0	0	0	0	1		
05	KJ Lewis	g	9-13	1-3	2-2	1	2	3	1	21	4	1	1	2	26		
09	Carter Bryant	g	3-3	0-0	1-2	1	2	3	1	7	1	0	0	1	13		
11	Liam Lloyd	g	0-0	0-0	0-0	0	0	0	0	0	0	0	0	0	2		
13	Herri Vessaar	g	3-6	0-1	0-0	3	4	7	2	6	0	2	3	2	25		
04	Grant Weltman	g	0-0	0-0	0-0	0	1	1	0	0	0	0	0	0	2		
14	Emmanuel Stephen	g	0-0	0-0	0-2	0	0	0	0	0	0	0	0	0	2		
55	Conrad Martinez	g	0-0	0-0	0-0	0	1	1	0	0	0	0	0	0	3		
Team						1	3	4									
Totals			31-61	7-20	6-10	10	30	40	7	75	15	8	6	8	200		
FG % 1st Half:		16-30	53.3%	2nd half:	15-31	48.4%	Game:		31-61	50.8%	Deadball						
3FG % 1st Half:		3-9	33.3%	2nd half:	4-11	36.4%	Game:		7-20	35.0%	Rebounds						
FT % 1st Half:		4-6	66.7%	2nd half:	2-4	50.0%	Game:		6-10	60.0%							

West Virginia 56 • 11-3,2-1 Big 12

#	Player	Total			3-Ptr			Rebounds			PF	TP	A	T	Bk	Stl	Min
		FG	FGA	FT	FGA	FT	FTA	Off	Def	Tot							
11	Jonathan Powell	r	3-8	1-4	1-2	0	4	4	1	8	1	0	0	1	29		
02	Eduardo Andre	c	2-6	0-0	1-2	0	3	3	2	5	1	0	1	1	15		
05	Toby Okani	g	3-8	0-4	2-2	4	0	4	2	8	1	4	3	3	34		
07	Javon Small	g	6-17	3-9	2-2	0	6	6	1	17	5	4	0	0	36		
10	Sencire Harris	g	3-4	2-3	0-0	0	3	3	1	8	3	1	0	1	38		
01	Joseph Yesufu	g	1-7	0-4	0-0	0	0	0	2	2	0	0	0	0	19		
04	Aden Tagalos-Nelson	g	0-1	0-0	0-0	0	1	1	0	0	0	0	0	0	2		
08	Jake Auer	g	0-1	0-1	0-0	2	2	0	0	0	0	0	0	0	4		
13	Amani Hansberry	g	3-6	2-4	0-0	0	3	3	0	8	0	1	0	1	21		
22	Haris Elezovic	g	0-0	0-0	0-0	0	1	1	0	0	0	0	0	0	2		
Team						2	4										
Totals			21-58	8-29	6-8	8	23	31	10	56	11	10	4	7	200		
FG % 1st Half:		10-26	38.5%	2nd half:	11-32	34.4%	Game:		21-58	36.2%	Deadball						
3FG % 1st Half:		4-13	30.8%	2nd half:	4-16	25.0%	Game:		8-29	27.6%	Rebounds						
FT % 1st Half:		4-6	66.7%	2nd half:	2-2	100.0%	Game:		6-8	75.0%							

Officials: Tommy Johnson,Devon White,Randy McCall
Technical Fouls: Arizona-None, West Virginia-None.
Attendance: 10566
2024-25 Men's Basketball, Round: 0, Arizona vs West Virginia, Played at WVU Co

Score by periods	1st	2nd	Total
Arizona	39	36	75
West Virginia	28	28	56

Last FG - UA 2nd-01:54, WVU 2nd-02:13.
Largest lead - UA by 19 2nd-04:26, WVU by 3 1st-17:08.
WVU led for 35:00, WVU led for 03:15. Game was tied for 01:45.

Recap

Arizona shot 51% to defeat 21st-ranked West Virginia 75-56 at the WVU Coliseum in snowy Morgantown.

It was Arizona's fifth straight victory and boosts its Big 12 record to 3-0 with wins over

Game #16

No. 10/8 Houston 70, No. RV/25 WVU 54
Jan. 15, 2025 • Fertitta Center
Houston, Texas

West Virginia 54 • 12-4,3-2 Big 12

#	Player	FG	FGA	3-Ptr	FT	FTA	Reb	Off	Def	PF	TP	A	TO	Blk	Stl	Min	
11	Jonathan Powell	c	2-7	2-6	2-4	0-0	0	3	3	3	2	8	1	1	0	37	
00	Eduardo Andre	c	1-2	0-0	0-0	0-0	0	3	3	3	2	0	2	0	0	19	
05	Toby Okani	g	3-7	1-2	1-2	0-0	2	3	5	2	8	1	3	0	1	36	
07	Javon Small	g	4-11	3-5	2-2	0-1	1	1	1	13	8	1	1	1	1	38	
10	Sencire Harris	g	3-3	0-0	1-2	1	2	3	2	7	0	0	0	0	2	23	
01	Joseph Yesufu	g	0-4	0-3	0-0	0	0	1	3	0	0	1	0	0	0	20	
03	KJ Tenner	g	0-1	0-1	0-0	0	0	0	0	0	0	0	1	0	0	3	
08	Jake Auer	g	0-0	0-0	0-0	0	0	0	0	0	0	0	0	0	0	2	
12	Amani Hansberry	g	6-8	3-5	1-1	0	1	1	4	16	0	2	1	0	0	20	
22	Harris Elezovic	g	0-0	0-0	0-0	0	0	0	0	0	0	0	0	0	0	2	
	Team						3	3	6								
Totals		19-43		9-22		7-11		16		17		23		17		200	
FG % 1st Half: 10-22		45.5%		2nd half: 9-21		42.9%		Game: 19-43		44.2%		2nd half: 9-21		42.9%		Dreaball	
3FG % 1st Half: 4-10		40.0%		2nd half: 5-12		41.7%		Game: 9-22		40.9%		2nd half: 5-12		41.7%		Dreaball	
FT % 1st Half: 3-4		75.0%		2nd half: 4-7		57.1%		Game: 7-11		63.6%		2nd half: 4-7		57.1%		Dreaball	

Houston 70 • 13-3,5-0 Big 12

#	Player	F	Total		3-Ptr		Rebounds		PF	TP	A	TO	Blk	Stl	Min
			FG	FGA	FT	FTA	Off	Def							
11	Joseph Tugler	r	0-0	0-0	0-0	0-0	4	1	5	4	0	0	0	2	20
13	J'Wan Roberts	c	10-13	0-0	2-4	0	0	3	3	1	22	1	3	1	34
04	LJ Cryer	g	5-12	5-10	3-4	1	1	2	2	18	2	0	0	0	29
07	Milos Uzan	g	3-8	1-4	1-1	1	6	7	0	8	4	0	0	2	34
21	Emanuel Sharp	g	4-9	3-8	3-3	0	3	3	0	14	1	1	0	0	32
05	Ja'Vier Francis	g	1-2	0-0	0-0	2	2	4	2	2	2	0	0	0	11
08	Mylik Wilson	g	0-1	0-0	0-0	0	2	2	0	0	1	0	0	1	11
23	Terrance Arceneaux	g	2-5	2-4	0-0	1	3	4	2	6	2	2	1	0	25
Team															
Totals			25-51	11-26	9-12	9	21	30	11	70	11	7	4	6	2000
FG % 1st Half:			16-26	61.5%	2nd half:	9-25	36.0%	Game:	25-51	49.0%	Deasball				
3FG % 1st Half:			6-11	54.5%	2nd half:	5-15	33.3%	Game:	11-26	42.3%	3				
FT % 1st Half:			2-3	66.7%	2nd half:	7-9	77.8%	Game:	9-12	75.0%					

Officials: James Duke, Brooks Wells, Gregory Nixon
 Technical fouls: West Virginia-None. Houston-None.
 Attendance: 7035
 2024-25 Men's Basketball. Round: 0. Houston vs West Virginia. Played at Fertit

Score by periods	1st	2nd	Total
West Virginia	27	27	54
Houston	40	30	70

Last FG - WVU 2nd-02:59, UH 2nd-04:02.
 Largest lead - WVU by 5 1st-13:10, UH by 18 2nd-04:58.
 WVU led for 03:06. UH led for 34:34. Game was tied for 02:20.

Recap

No. 10-ranked Houston extended its nation's-best home winning streak to 32 games with a 70-54 victory over West Virginia at the Fertitta Center in Houston, Texas.

The Cougars got a season-high 22 points from J'Wan Roberts and 18 from L.J. Cryer.

"(Roberts) makes it tough because we did double him one time in the first half and they hit a three, but our game plan going into it was to play him one on one and he made us pay for it," West Virginia coach Darian DeVries said afterward. "He puts you in a really tough spot because he is such a good passer."

Roberts made 10 of his 13 field goal attempts while Cryer connected on half of his 10 three-point field goal tries.

Amani Hansberry came off the bench to tally 16 points, including 12 in a row during one stretch in the second half, while Javon Small contributed 13.

Small scored nine straight points in the first half and West Virginia was trailing by three points with 10 minutes to go. But the Cougars used a 9-0 spurt to push their lead to 12 and led 40-27 at halftime.

West Virginia scored eight straight to begin the second half, and had the deficit down to three, 51-48, with 12:36 to go when it went ice cold.

"In the second half, we came out much more aggressive and did some better things defensively, which led to some better offense as well," DeVries said. "Then Amani gave us a spark in the second half, but every time we got back in there it seemed like it was a big turnover from us that didn't give us a shot to even get a ball up at the rim."

Houston held the Mountaineers scoreless for a six-minute stretch and the Cougars responded with a 14-0 run to put the game away.

The Cougars made 11 of 26 from behind the three-point arc and turned West Virginia's 12 turnovers into 25 points. Houston also outscored West Virginia 24 to 16 in the paint and outrebounded the Mountaineers 30 to 23.

West Virginia shot 44.2% from the floor, connecting on 19 of 43, while Houston shot 49% by making 25 of its 51 field goal attempts.

Emanuel Sharp contributed 14 points for the Cougars.

The loss was West Virginia's first against a nationally ranked team after three victories.

"I thought the way the game played out, we did a lot of really good things at times, and we knew going into it that turnovers were going to be the biggest key," DeVries said. "We only had 12 turnovers, which is a couple more than you would like, but all of them it seemed like resulted in points."

Game #17

No. RV/25 WVU 64, No. 2/2 Iowa State 57
Jan. 18, 2025 • WVU Coliseum
Morgantown, W.Va.

Iowa St. 57 • 15-2,5-1 Big 12

#	Player	Total		3-Ptr		Rebounds		PF	TP	A	TO	Blk	Stl	Min	
		FG	FGA	FT	FTA	Off	Def								
02	Joshua Jefferson	r	4-5	0-3	2-2	2	8	10	2	10	1	3	1	2	32
01	Dishon Jackson	c	2-5	0-0	0-0	1	3	4	4	4	0	1	0	0	18
03	Tamin Lipsey	g	3-8	0-3	0-0	0	3	3	3	6	1	2	0	1	37
05	Curtis Jones	g	8-16	1-6	1-1	0	8	8	3	18	0	4	0	0	36
10	Keshon Gilbert	g	6-12	0-3	1-2	0	4	4	2	13	2	3	0	0	37
04	Nate Heise	g	1-4	0-2	0-0	2	3	5	0	2	0	0	0	0	17
00	Demarion Watson	g	0-0	0-0	0-0	0	0	0	0	0	0	0	0	0	6
33	Brandon Chatfield	g	1-3	0-0	2-2	3	0	3	2	4	0	1	0	1	17
Team															
Totals		25-57		1-7		6-7		8		30		38		16	
FG % 1st Half:		11-27		40.7%		2nd half:		14-30		46.7%		Game:		25-57	
3FG % 1st Half:		0-11		0.0%		2nd half:		1-6		16.7%		Game:		1-7	
FT % 1st Half:		2-3		66.7%		2nd half:		4-4		100.0%		Game:		6-7	

West Virginia 64 • 13-4,2-2 Big 12

#	Player		Total	3-PT	Rebounds											
			FG	FGA	FT	FTA	Off	Def	PF	TP	A	TO	Blk	Stl	Min	
11	Jonathan Powell	F	3-8	2-4	1-2	0	2	2	1	9	1	0	0	2	37	
00	Eduardo Andre	C	2-4	0-0	1-1	2	4	6	2	5	0	2	1	2	19	
05	Toby Okani	G	2-7	1-4	0-2	0	1	1	4	5	1	0	1	1	32	
07	Javon Small	G	9-16	2-7	7-7	1	6	7	1	27	5	4	0	4	36	
10	Sencire Harris	G	1-3	0-0	0-0	2	3	5	2	2	1	2	1	2	24	
01	Joseph Yesufu	G	1-7	0-3	2-2	0	0	0	2	4	0	0	0	0	21	
03	KJ Tenner	G	0-2	0-1	0-0	0	0	0	0	0	1	0	0	3	9	
13	Amani Hansberry	G	4-9	4-8	0-0	0	6	6	1	12	0	1	0	0	22	
Team																
Totals			22-56	9-27	11-14	5	23	28	13	64	9	9	3	14	20	
FG % 1st Half:			10-31	32.3%	12-25	48.0%	Game:			22-56	39.3%			Overall		
3FG % 1st Half:			5-14	35.7%	2nd half:	4-13	Game:			9-27	33.3%			Rebound 2		
FT % 1st Half:			0-2	0.0%	2nd half:	11-12	Game:			11-14	78.6%					

Officials: De Selle Dean,Bret Smith,Rick Crawford
 Technical fouls: Iowa St.-None. West Virginia-None.
 Attendance: 14444
 2024-25 Men's Basketball. Round: 0. Iowa St. vs West Virginia. Played at WVU C

Score by periods	1st	2nd	Total
Iowa St.	24	33	57
West Virginia	25	39	64

Last FG - IOWAST 2nd-00:05, WVU 2nd-00:21.
 Largest lead - IOWAST by 7 1st-04:49, WVU by 10 2nd-00:21.
 IOWAST led for 18:49. WVU led for 18:15. Game was tied for 02:56.

Recap

Javon Small tallied a game-high 27 points, including 12 in a row late in the game, to lead West Virginia to a 64-57 victory over second-ranked Iowa State at the WVU Coliseum.

"This was one of those games you just never knew which way it was going to go," West Virginia coach Darian DeVries said afterward. "It came down to the wire, and fortunately, we were able to make enough plays to finish that thing and come out on top."

West Virginia needed a little Coliseum magic against an Iowa State team that was a one-point loss against top-ranked Auburn removed from being undefeated, and it got it from the 14,444 in the building this evening to celebrate Jerry West Day.

West Virginia University recognized the late West's family

Game #19

Kansas State 73, No. 23/23 West Virginia 60
Jan. 25, 2025 • Bramlage Coliseum
Manhattan, Kan.

West Virginia 60 • 13-6,4-4 Big 12

#	Player	Total		3-Ptr		Rebounds		PF	TP	A	TO	Blk	Stl	Min					
		FG	FGA	FT	FTA	Off	Def												
11	Jonathan Powell	r	0-4	0-2	0-1	3	1	4	4	0	3	1	0	1	39				
00	Eduardo Andre	c	4-7	0-0	0-0	2	3	5	4	8	0	0	1	1	22				
05	Toby Okani	g	6-13	0-2	1-1	3	2	5	13	3	0	0	0	0	22				
07	Javon Small	g	7-16	3-6	5-6	0	2	2	0	22	5	3	0	3	38				
10	Scire Harris	g	6-12	0-2	0-0	3	6	9	3	12	2	1	2	1	28				
01	Joseph Yesufu	g	0-2	0-1	0-0	0	1	1	1	0	1	1	0	1	11				
03	KJ Tenner	g	0-2	0-1	0-0	0	0	0	0	0	0	0	0	0	12				
08	Jake Auer	g	0-1	0-1	0-0	0	0	0	0	0	0	0	0	0	2				
13	Amani Hansberry	g	2-11	1-6	0-0	2	5	7	2	5	0	1	0	0	26				
22	Harris Elzeovic	g	0-0	0-0	0-0	0	0	0	0	0	0	0	0	0	04				
Team						1	2	3											
Totals			25-68	4-21	6-8	14	22	36	23	60	14	2	2	8	200				
FG % 1st Half: 7-29 24.1%		2nd half: 18-39 46.2%		Game: 25-68 36.8%		3FG % 1st Half: 1-10 10.0%		2nd half: 3-11 27.3%		Game: 4-21 19.0%		FT % 1st Half: 3-5 60.0%		2nd half: 3-3 100.0%		Game: 6-8 75.0%		Deadball Rebounds 3	

Kansas St. 73 • 8-11,2-6 Big 12

#	Player	Total		3-Ptr		Rebounds		PF	TP	A	TO	Blk	Stl	Min		
		FG	FGA	FT	FTA	Off	Def									
01	David N'Guessan	r	5-8	0-2	4-4	1	2	3	14	0	0	4	0	29		
33	Coleman Hawkins	r	3-11	0-1	5-10	2	5	7	3	11	4	2	1	1	29	
00	Dug McDaniel	g	5-13	1-3	4-4	0	2	2	15	6	3	0	2	32		
02	Max Jones	g	5-7	2-3	0-0	3	4	7	3	12	3	2	0	1	28	
11	Brendan Hausen	g	2-8	2-7	0-0	1	4	5	0	6	1	1	0	0	29	
03	CJ Jones	g	4-6	1-1	1-2	1	5	6	2	10	1	0	0	0	29	
04	Mobi Ikegwuruka	g	0-0	0-0	1	0	3	3	0	0	0	0	0	1	7	
07	David Castillo	g	0-0	0-0	0	0	0	1	0	1	0	1	2	0	1	7
34	Ugonna Onyenso	g	2-2	0-0	1-1	2	2	4	0	5	0	0	2	1	10	
Team						2	2	4								
Totals			26-55	6-17	15-22	12	28	40	14	73	16	11	7	7	200	
FG % 1st Half: 16-30 53.3% 2nd half: 10-25 40.0% Game: 26-55 47.3% Deadball Rebounds 2																
3FG % 1st Half: 5-9 55.6% 2nd half: 1-8 12.5% Game: 6-17 35.3%																
FT % 1st Half: 5-6 83.3% 2nd half: 10-16 62.5% Game: 15-22 68.2%																

Officials: Keith Patterson,James Duke,Kelly Self

Technical fouls: West Virginia-None. Kansas St.-None.

Attendance: 9018

2024-25 Men's Basketball. Round: 0. Kansas St. vs West Virginia. Played at Bra

Score by periods		1st	2nd	Total
West Virginia		18	42	60
Kansas St.		42	31	73

Last FG - WVU 2nd-00:21, KSTATE 2nd-01:54.
Largest lead - WVU None, KSTATE by 26 1st-01:15.
WVU led for 00:00, KSTATE led for 38:35. Game was tied for 01:25.

Recap

Kansas State scored 19 of the game's first 21 points and never looked back in defeating West Virginia 73-60 at Bramlage Coliseum in Manhattan, Kansas.

Dug McDaniel's 15 points led a balance Wildcat offense that included 14 from David N'Guessan, 12 from Max Jones, 11 from Coleman Hawkins and 10 off the bench from C.J. Jones.

"We didn't bring the tenacity like I thought we would," West Virginia coach Darian DeVries said afterward. "I thought we had a couple of good days of practice after the (Arizona State) loss. We were incredibly focused and we came out flat in those first five minutes and never really recovered."

West Virginia got a game-high 22 points from Javon Small, but all of them were hard-earned points in 38 minutes of action. Small made seven of his 16 field goal attempts, including three of six from 3, oftentimes with two and sometimes three players on him.

West Virginia struggled to make its 3s, connecting on only four of 21 for 19%.

Other than Small, Amani Hansberry was the only West Virginia player to make a three, the forward finishing one-of-six from behind the arc.

Kansas State's largest lead was 26 points at 42-16 right before the end of the first half.

The Mountaineers were much better in the second half, outscoring K-State 42-31, but the opening half's margin was too big to overcome.

"The last 20 minutes we really competed and played the way we need to play if we're going to be successful," DeVries said. "I'm certainly proud of the guys for that, but trying to dig your way out of a 24-point hole at the half is tough."

For the game, the Wildcats shot 47.3% from the floor and scored on 55.7% of their offense possessions. Meanwhile, the Mountaineers scored on just 43.1% of their 65 offensive possessions.

Toby Okani chipped in with 13 and Scire Harris finished with 12 points for West Virginia. Only five of the 10 players who got on the floor scored for the Mountaineers.

Game #20

No. 6/5 Houston 63, West Virginia 49
Jan. 29, 2025 • WVU Coliseum
Morgantown, W.Va.

Houston 63 • 17-3,9-0 Big 12

#	Player	Total	FG	FGA	FT	FTA	Rebounds	PF	TP	A	TO	Blk	Stl	Min		
			Total	3-Ptr			Off	Def	Total							
11	Joseph Tugler	r	5-9	0-1	2-2		3	4	7	4	12	0	1	1	0	28
13	J'wan Roberts	r	2-6	0-0	1-1		4	2	6	0	5	3	2	1	1	35
04	LJ Cryer	g	6-12	2-4	3-3		0	3	3	2	17	3	2	0	1	35
07	Milos Uzan	g	4-10	2-4	0-0		0	0	0	4	10	2	2	0	1	37
21	Emanuel Sharp	g	1-4	1-4	0-0		0	3	3	2	0	2	0	1	1	18
05	Ja'Wier Francis	g	3-3	0-0	0-0		2	3	5	0	6	0	1	0	1	11
08	Mylik Wilson	g	1-3	0-1	0-0		1	4	5	1	2	0	3	0	0	13
23	Terrance Arceneaux	g	3-5	2-4	0-0		1	1	2	0	8	0	0	0	0	23
Team							2	1	3							
Totals			25-52	7-18	6-6		13	21	34	13	63	8	14	2	5	200
FG % 1st Half: 15-30 50.0% 2nd half: 10-22 45.5% Game: 25-52 48.1% Deadball Rebounds 0																
3FG % 1st Half: 6-13 46.2% 2nd half: 1-5 20.0% Game: 7-18 38.9%																
FT % 1st Half: 3-3 100.0% 2nd half: 3-3 100.0% Game: 6-6 100.0%																
West Virginia 49 • 13-7,4-5 Big 12																

West Virginia 49 • 13-7,4-5 Big 12

#	Player	Total	3-Ptr			Rebounds			PF	TP	A	TO	Blk	Stl	Min
		FG	FGA	FG-FGA	FT	FTA	Off	Def							
11	Jonathan Powell	r	2-9	2-8	0-0	1	0	1	2	6	0	0	0	0	39
13	Amani Hansberry	r	3-8	0-3	2-4	1	4	5	1	8	0	4	0	0	25
05	Toby Okani	g	4-9	0-0	0-1	0	4	4	0	8	5	2	1	1	36
07	Javon Small	g	3-7	2-5	0-0	0	3	3	0	8	3	1	0	0	37
10	Scire Harris	g	2-2	0-0	2-4	4	2	2	4	6	0	3	0	2	20
00	Eduardo Andre	g	2-2	0-0	0-0	0	0	0	0	1	4	1	1	0	15
01	Joseph Yesufu	g	4-6	0-2	1-2	1	1	2	3	9	2	0	0	1	24
03	KJ Tenner	g	0-0	0-0	0-0	0	0	0	0	0	0	0	0	1	4
Team						2	2	2							
Totals			20-43	4-18	5-11	5	14	19	11	49	11	12	1	6	200
FG % 1st Half: 8-22 36.4% 2nd half: 12-21 57.1% Game: 20-43 46.5%															
3FG % 1st Half: 2-10 20.0% 2nd half: 2-8 25.0% Game: 4-18 22.2%															
FT % 1st Half: 1-2 50.0% 2nd half: 4-9 44.4% Game: 5-11 45.5%															
Deadball Rebounds 3															

Officials: Chance Moore,Brooks Wells,Don Dally

Technical fouls: Houston-None. West Virginia-None.

Attendance: 12083

2024-25 Men's Basketball. Round: 0. Houston vs West Virginia. Played at WVU Co

Score by periods		1st	2nd	Total
Houston		39	24	63
West Virginia		19	30	49

Last FG - WVU 2nd-00:29, WVU 2nd-00:38.

Largest lead - WVU by 20 1st-00:09, WVU None.

WVU led for 39:43, WVU led for 00:00. Game was tied for 00:17.

Recap

West Virginia's second half rally came up short in a 63-49 loss to sixth-ranked Houston at the WVU Coliseum.

The Cougars, winners of 13 straight games, had a comfortable 39-19 halftime lead, but West Virginia scored the first 11 points of the second half and was trailing 49-44 with 6:59 remaining and Jonathan Powell at the free throw line to shoot a one-and-one.

The freshman missed, unfortunately, and at the other end of the floor LJ Cryer was fouled by Joseph Yesufu on his shot attempt that Toby Okani was called for goal tending. Cryer made the free throw, pushing the lead back to eight, and then it quickly grew back to 11 on Milos Uzan's second-chance 3 after J'wan Roberts grabbed one of his four offensive rebounds.

Subsequent missed free throws by Amani Hansberry and Scire Harris enabled Houston to get its lead back to 15.

"When you are down 20 to a team like Houston, that's incredibly difficult to come back from," West Virginia coach Darian DeVries said afterward.

WVU ended up outscoring Houston 30-24 in the second half after the Cougars had built up their big first-half advantage.

"That second half was us," DeVries said. "It's the same guys. Nobody has left the team, or we've added a new guy, but when we've won the games, we've won because they played at that level. It's getting after it and playing as hard as you can and disrupting on defense."

"As a coach, you hope we've got that back in the second half, but these last few first halves, we have come out not playing that way," DeVries added.

The Mountaineers dug themselves a 13-3 hole to begin the game.

Houston (17-3, 9-0) got 17 points from West Virginia slayer Cryer, who is now 6-0 against the Mountaineers with 122 points going back to his Baylor days. The senior guard made half of his 12 field goal attempts and was three-for-three from the free throw line tonight.

Joseph Tugler contributed 12 points and seven rebounds while Uzan finished with 10.

J'wan Roberts, who scored a game-high 22 points the first time these two teams met in Houston earlier in the month, was held to just five.

Yesufu was West Virginia's leading scorer with nine points. Javon Small was held to eight. He wasn't able to get off his first shot attempt until 11:07 remaining in the first half.

Okani and Hansberry also tallied eight for the Mountaineers.

As it did the first time these two teams played, Houston controlled the glass by out-rebounding West Virginia 34 to 19 - 13 of those on the offensive end which led to a 16-to-three advantage in second-chance points.

Game #21

West Virginia 63, Cincinnati 50
Feb. 2, 2025 • Fifth Third Arena
Cincinnati, Ohio

West Virginia 63 • 14-7,5-5 Big 12

#	Player		Total		3-Ptr		Rebounds		PF	TP	A	TO	Blk	Stl	Min
			FG	FGA	FG	FGA	FT	FTA							
11	Jonathan Powell	r	3-5	1-3	0-0	1	3	4	1	7	0	1	0	2	35
13	Amani Hansberry	r	4-9	0-2	0-0	2	9	11	1	8	2	1	0	1	24
05	Toby Okani	g	4-7	0-0	0-0	0	3	3	3	8	0	2	2	0	31
07	Javon Small	g	6-14	4-7	3-4	0	1	1	1	19	9	3	2	2	36
10	Scire Harris	g	0-4	0-2	0-0	0	3	3	0	2	1	1	4	26	
00	Eduardo Andre	g	2-6	0-0	1-2	1	1	2	2	5	1	0	2	1	16
03	Joseph Yesufu	g	6-6	4-4	0-0	0	4	4	2	16	0	0	0	0	15
08	KJ Tenner	g	0-0	0-0	0-0	0	0	1	2	0	0	3	0	2	17
08	Jake Auer	g	0-0	0-0	0-0	1	1	2	0	0	0	0	0	0	04
Totals			25-51	9-18	4-6	5	26	31	15	63	14	2	7	12	200
FG % 1st Half: 16-29			55.2%		2nd half: 9-22		40.9%		Game: 25-51		49.0%		Rebounds		
3Pt % 1st Half: 6-11			54.5%		2nd half: 3-11		27.3%		Game: 6-11		54.5%		Def		
FT % 1st Half: 2-4			50.0%		2nd half: 2-10		20.0%		Game: 4-6		66.7%		Total 2		

Game #22

TCU 65, West Virginia 60

Feb. 5, 2025 • Schollmaier Arena

Fort Worth, Texas

West Virginia 60 • 14-8,5-6 Big 12

#	Player	Total			3-Ptr			Rebounds			PF	TP	A	T	Blk	Stl	Min
		FG	FGA	FG-FGA	FT	FTA	FT-FTA	Off	Def	Tot							
11	Jonathan Powell	r	1-9	1-8	0-0	1	5	6	2	3	2	0	0	0	0	0	36
13	Amani Hansberry	r	0-3	0-2	2-2	3	5	8	2	2	4	1	0	1	0	1	16
05	Toby Okani	g	4-7	0-1	0-2	2	1	3	3	8	2	3	3	2	3	2	31
07	Javon Small	g	8-19	4-10	0-0	1	0	1	2	20	7	2	0	2	2	38	
10	Sencire Harris	g	3-4	0-1	0-0	0	2	2	6	1	1	0	1	1	0	21	
00	Eduardo Andre	g	5-5	0-0	0-0	1	0	1	2	10	3	2	0	1	1	23	
01	Joseph Yesufu	g	4-11	3-8	0-1	0	0	0	2	11	0	0	0	0	0	23	
03	KJ Tenner	g	0-0	0-0	0-0	0	0	0	3	0	0	1	1	1	1	12	
Team								1	4	5							
Totals			25-58	8-30	2-5	9	17	26	18	60	19	12	4	8	200		

FG % 1st Half: 12-31 38.7% 2nd half: 13-27 48.1% Game: 25-58 43.1%

3FG % 1st Half: 3-15 20.0% 2nd half: 5-15 33.3% Game: 8-30 26.7%

FT % 1st Half: 2-2 100.0 2nd half: 0-3 0.0% Game: 2-5 40.0%

TCU 65 • 12-10,5-6 Big 12

#	Player	Total			3-Ptr			Rebounds			PF	TP	A	T	Blk	Stl	Min
		FG	FGA	FG-FGA	FT	FTA	FT-FTA	Off	Def	Tot							
15	David Punch	r	2-5	0-1	0-0	1	1	2	1	4	0	4	1	0	0	22	
08	Ernest Udeh Jr.	c	2-3	0-0	2-3	2	6	8	2	6	3	2	3	1	0	30	
00	Brendan Wenzel	g	0-3	0-1	2-2	0	0	0	2	1	0	0	0	0	0	19	
03	Vasean Allette	g	8-18	0-2	6-7	3	8	11	2	22	5	3	0	2	36		
21	Noah Reynolds	g	6-9	2-3	6-7	0	2	2	1	0	0	3	1	0	36		
01	Isaiah Manning	g	0-1	0-1	0-0	0	1	1	0	0	0	0	0	0	0	5	
05	Micah Robinson	g	2-7	1-4	2-2	1	0	1	0	7	0	0	1	0	1	18	
13	Trazarien White	g	0-1	0-0	0-0	0	1	1	0	0	0	0	0	0	0	8	
07	Malick Diallo	g	0-1	0-0	0-0	0	0	0	3	0	0	0	0	0	0	8	
41	Jace Posey	g	1-2	0-0	2-2	1	0	1	0	4	0	0	0	1	1	17	
Team								3	4	7							
Totals			21-50	3-12	20-23	11	23	34	9	65	9	15	6	5	200		

FG % 1st Half: 10-28 35.7% 2nd half: 11-22 50.0% Game: 21-50 42.0%

3FG % 1st Half: 2-7 28.6% 2nd half: 1-5 20.0% Game: 3-12 25.0%

FT % 1st Half: 6-7 85.7% 2nd half: 14-16 87.5% Game: 20-23 87.0%

Officials: DG Nelson,Michael Roberts,Marques Pettigrew

Technical fouls: West Virginia-None. TCU-None.

Attendance: 4878

2024-25 Men's Basketball. Round: 0. TCU vs West Virginia. Played at Ed and Rae

Score by periods		1st	2nd	Total
West Virginia		29	31	60
TCU		28	37	65

Last FG - WVU 2nd-00:00, TCU 2nd-00:09.

Largest lead - WVU by 12 1st-06:08, TCU by 11 2nd-07:56.

WVU led for 17:43. TCU led for 17:01. Game was tied for 05:16.

Recap

Vasean Allette scored 22 points and Noah Reynolds added 20 to lead TCU to a 65-60 victory over West Virginia at Schollmaier Arena in Fort Worth, Texas.

The Horned Frogs, one of the worst free throw shooting teams in the country, took advantage of a big free throw disparity to turn a 12-point first half deficit into their second straight home victory.

Shooting just 63.3% from the charity stripe, TCU made 20 of 32 compared to only two of five for the Mountaineers, whose 18 fouls were twice as many as the nine called on the Frogs.

"We've got to play without fouling," West Virginia coach Darian DeVries said.

WVU went cold toward the latter part of the first half after Toby Okani's dunk gave it a 25-13 lead with 6:08 remaining. TCU used a 15-4 run to finish the first half trailing 29-28 and then scored the first seven points of the second half before Eduardo Andre's dunk finally ended the cold spell.

"We started the game off, and I thought defensively we were terrific for the first 15 minutes," DeVries said. "I told them going into the four-minute timeout that they worked their tails off to get this lead, don't let them crawl back into it. We had some silly turnovers, gave up a few easy buckets and now you are up one at the end of the half instead of 10, 12 or 13."

TCU's biggest lead was 11, 54-43, with 7:56 remaining when Javon Small caught fire and scored eight straight points to get it back to a one-point game, 54-53.

Jonathan Powell's 3 with 3:53 left tied it at 56, and then Small's steal and layup knotted the score at 58 with 1:29 to go.

Allette answered with a layup and a free throw when he was fouled by KJ Tenner.

Small was unable to get his long step-back jumper to go down, Micah Robinson was unsuccessful at the other end, but Allette grabbed the offensive rebound and scored with nine seconds left to make it a two-possession game.

Allette added two free throws with three seconds left and then TCU conceded Joe Yesufu's layup ahead of the horn.

"Once we got our defense going again, I thought we were pretty good," DeVries said. "We got better ball movement, Javon got going a little bit and Joe made a couple of 3s when we became the aggressor, but we were unable to finish it off."

Small finished with 20, getting equal point distribution in both halves. He finished eight of 19 from the floor and was four of 10 from 3-point range.

Yesufu contributed 11 and Andre added 10 for the Mountaineers.

Game #23

West Virginia 72, Utah 61

Feb. 8, 2025 • WVU Coliseum

Morgantown, W.Va.

Utah 61 • 13-10,5-7 Big 12

#	Player	Total			3-Ptr			Rebounds			PF	TP	A	T	Blk	Stl	Min
		FG	FGA	FG-FGA	FT	FTA	FT-FTA	Off	Def	Tot							
02	Ezra Ausar	r	3-5	0-0	0-2	3	0	3	4	6	2	1	0	0	0	21	
10	Jake Wahlin	r	4-7	2-2	0-0	2	2	4	4	10	1	0	0	1	27		
34	Lawson Lovering	c	2-6	0-0	0-2	0	4	4	2	4	2	4	1	0	0	19	
25	Mike Sharavjamts	g	3-7	0-3	2-2	0	1	1	3	8	2	2	0	0	0	23	
05	Gabe Madsen	g	3-8	1-5	0-0	0	2	2	7	0	1	0	0	0	23		
00	Hunter Erickson	g	1-2	0-1	0-0	0	1	1	0	2	0	1	0	1	0	14	
01	Miro Little	g	1-4	0-1	3-3	0	2	2	0	5	1	0	0	0	0	15	
08	Keanu Dawes	g	4-7	2-3	4-5	3	8	11	2	14	1	1	1	0	1	21	
23	Zach Kaller	g	0-1	0-1	0-0	1	1	2	1	0	1	1	0	0	0	15	
45	Mason Madsen	g	2-9	1-7	0-0	0	4	4	2	5	2	2	0	0	0	22	
Team								0	1	1							
Totals			23-56	6-23	9-14	9	26	35	20	61	11	10	0	2	200		

FG % 1st Half: 9-25 36.0% 2nd half: 14-31 45.2% Game: 23-56 41.1%

3FG % 1st Half: 2-10 20.0% 2nd half: 4-13 30.8% Game: 6-23 26.1%

FT % 1st Half: 7-7 100.0 2nd half: 2-7 28.6% Game: 9-14 64.3%

West Virginia 72 • 15-8,6-6 Big 12

#	Player	Total			3-Ptr			Rebounds			PF	TP	A	T	Blk	Stl	Min
		FG	FGA	FG-FGA	FT	FTA	FT-FTA	Off	Def	Tot							
11	Jonathan Powell	r	4-7	2-5	1-4	0	7	7	0	11	1	0	0	1	0	36	
13	Amani Hansberry	r	6-10	3-6	2-3	2	5	7	3	17	4	4	1	0	30		
05	Toby Okani	g	4-12	1-3	0-0	2	2	4	2	9	2	0	2	2	37		
07	Javon Small	g	2-5	1-4	9-9	0	4	4	1	14	8	0	0	2	37		
10	Sencire Harris	g	2-5	0-0	1-2	0	2	2	2	5	0	1	0	1	19		
00	Eduardo Andre	g	0-0	0-0	0-3	0	2	2	2	0	0	1	1	0	0	7	
01	Joseph Yesufu	g	6-10	2-6	0-0	1	1	2	2	14	0	0	0	0	0	24	
03	KJ Tenner	g	1-3	0-0	0-2	0	0	0	1	2	0	0	0	0	0	7	
Totals			25-52	9-24	13-23	6	27	33	13	72	15	7	4	6	200		

FG % 1st Half: 14-29 48.3% 2nd half: 11-23 47.8% Game: 25-52 48.1%

3FG % 1st Half: 6-15 40.0% 2nd half: 3-9 33.3% Game: 9-24 37.5%

FT % 1st Half: 2-4 50.0% 2nd half: 11-19 57.9% Game: 13-23 56.5%

Officials: De Selle Dean,Chris Paso,Michael Greenstein

Technical fouls: Utah-Ezra Ausar,West Virginia-None.

Attendance: 13166

2024-25 Men's Basketball. Round: 0. Utah vs West Virginia. Played at WVU Colis

Score by periods		1st	2nd	Total
Utah		27	34	61
West Virginia		36	36	72

Last FG - UTah 2nd-00:22, WVU 2nd-01:23.

Largest lead - UTah by 6 1st-17:35, WVU by 14 2nd-12:38.

UTah led for 05:04. WVU led for 30:37. Game was tied for 04:15.

Recap

The supporting cast came through for West Virginia in its 72-61 victory over Utah at the WVU Coliseum.

With the Utes focusing their attention on the Big 12's

leading scorer, Javon Small, teammate Amani Hansberry scored a game-high 17 points, Joseph Yesufu came off the bench to contribute 14 and freshman Jonathan Powell tallied 11.

Small finished with 14 points and handed out eight assists, but the senior attempted just five shots while getting nine of his 14 at the free throw line. If not for Small's perfect free throw shooting, however, West Virginia would have been much worse from the charity stripe. The rest of the team made only four of 14, including two of 10 in the second half.

West Virginia (15-8) took control of the game late in the first half following Mason Madsen's 3-pointer that pulled the Utes to within two, 29-27, with 2:59 to go.

Yesufu got a pair of baskets and then Toby Okani made the play of the game by blocking 7-foot-1 center Lawson Lovering's dunk attempt and then hitting a 3 from the corner at the other end.

That put the Mountaineers ahead 36-27 at the half.

West Virginia had its biggest lead of the game, 14, on Powell's 3 with 12:38 to go, but the Utes wouldn't go away. A Keanu Hawes layup made it a six-point game, 56-50, and the margin was whittled to five after five straight points by Jake Wahlin.

Powell answered with a big 3 from straight away that bounced off the rim and settled down through the basket with 2:33 left. That put WVU ahead 67-59.

Two Small free throws got the margin back to 10 with 1:50 left and then layups by Yesufu and Powell punctuated an 8-2 spurt to end the game.

West Virginia held its own on the glass against the much taller Utes, who had a slim 35-to-33 rebounding advantage for the game.

Dawes grabbed a game-high 11 boards while leading Utah in scoring with 14 points.

Leading scorer Gabe Madsen was held eight points below his season average and finished with seven.

Overall, Utah made 23 of its 56 field goal attempts for 41.1% and scored on just 28 of its 61 offensive possessions on final. The Utes were just eight of 19 on layup attempts.

Wahlin finished with 10 for Utah.

West Virginia connected on 25 of its 52 field goal attempts for 48.1% and was successful on 51.6% of its 62 offensive possessions.

The victory was the first in seven tries against Utah.

Game #24

BYU 73, West Virginia 69

Feb. 11, 2025 • WVU Coliseum

Game #25

Baylor 74, West Virginia 71 OT

Feb. 15, 2025 • Foster Pavilion

Waco, Texas

West Virginia 71 • 15-10,6-8 Big 12

#	Player	Total		3-Ptr		Rebounds		PF	TP	A	T	Blk	Stl	Min
		FG-FGA	FG-FGA	FT-FTA	FT-FTA	Off	Def							
11	Jonathan Powell	r	1-12	1-9	1-1	2	7	9	4	4	1	1	0	3
15	Amani Hansberry	r	3-6	0-1	2-3	1	4	5	5	8	4	1	0	0
05	Toby Okani	g	8-15	3-4	0-2	3	4	7	4	19	3	2	2	0
07	Javon Small	g	7-16	2-10	6-8	0	2	7	1	22	6	2	0	2
10	Sencire Harris	g	4-5	1-1	0-0	3	3	6	2	9	3	2	0	0
00	Eduardo Andre	g	1-1	0-0	0-0	0	3	4	2	0	2	1	0	0
01	Joseph Yesufu	g	2-7	1-4	2-3	0	2	2	1	7	0	0	0	0
03	KJ Tenner	g	0-3	0-2	0-0	0	0	0	1	0	0	0	0	1
22	Haris Elezovic	g	0-0	0-0	0-0	0	0	0	1	0	0	0	0	0
Team														
Totals		26-65		8-31		11-17		10		26		36		23

FG % 1st Half: 10-31 32.3% 2nd half: 14-25 56.0% OT: 2-9 22.2% Game: 26-65 40.0% Deadball Rebounds 3
3FG % 1st Half: 3-7 17.6% 2nd half: 5-11 45.5% OT: 0-3 0.0% Game: 8-31 25.8% 3.1
FT % 1st Half: 2-3 66.7% 2nd half: 7-10 70.0% OT: 2-4 50.0% Game: 11-17 64.7%

Baylor 74 • 16-9,8-6 Big 12

#	Player	Total		3-Ptr		Rebounds		PF	TP	A	T	Blk	Stl	Min
		FG-FGA	FG-FGA	FT-FTA	FT-FTA	Off	Def							
15	Norchad Omier	r	6-11	0-0	5-6	2	8	10	5	17	1	3	1	4
01	Robert Wright	g	6-7	1-1	3-5	1	3	4	2	16	3	3	0	0
07	V.J. Edgecombe	g	3-12	0-5	1-1	1	7	8	3	7	6	0	1	1
13	Langston Love	g	2-8	1-6	12-12	2	2	4	0	17	1	0	1	41
32	Jalen Celestine	g	2-6	2-6	4-5	0	4	4	1	10	2	0	1	0
02	Jayden Nunn	g	2-4	1-2	1-1	1	3	4	6	0	1	0	0	19
03	Jeremy Roach	g	0-6	0-2	1-2	0	2	2	0	1	1	0	1	20
Team														
Totals		21-54		5-22		27-32		15		74		14		7

FG % 1st Half: 9-24 37.5% 2nd half: 12-27 44.2% OT: 0-3 0.0% Game: 21-54 38.9% Deadball Rebounds 3
3FG % 1st Half: 3-12 25.0% 2nd half: 2-9 22.2% OT: 0-1 0.0% Game: 5-22 22.7% 3
FT % 1st Half: 9-10 90.0% 2nd half: 9-10 90.0% OT: 9-12 75.0% Game: 27-32 84.4%

Officials: Antonio Petty,Brooks Wells,Marques Pettigrew
Technical fouls: West Virginia-None. Baylor-None.
Attendance: 7500

2024-25 Men's Basketball. Round: 0. Baylor vs West Virginia. Played at Foster

West Virginia	25	40	5	71	WVU	36	12	9	2	9
Baylor	30	35	9	74	BAYLOR	26	13	2	7	7

Last FG - WVU 0T-00:43, BAYLOR 2nd-01:34.

Score tied - 11 times.

Last FG - WVU OT:00:43, BAYLOR 2nd:01:34

Largest lead - WVU by 5 2nd:16:25, BAYLOR by 9 1st:00:59.

WVU led for 05:39, BAYLOR led for 30:10, Game was tied for 09:11.

Recap

Baylor outscored West Virginia 9-6 in overtime to defeat the Mountaineers 74-71 at Foster Pavilion in Waco, Texas.

The Bears got 17 points each from Langston Love and Norchad Omier.

"Sometimes there are games when you don't play as hard as you like, you end up losing and those are certainly disappointing, but this was not one of those by any means," West Virginia coach Darian DeVries said afterward. "Our guys really competed and played their tails off. They put us in a position to win the game and we certainly had some great looks at critical times and unfortunately, it was one of those (days) when we didn't make them."

The game once again came down to free throw shooting, as it did in WVU's recent defeats against TCU and BYU.

In Fort Worth back on Feb. 5, the Horned Frogs took 18 more foul shots and made the same number more than the Mountaineers. BYU had a seven-free-throw advantage in its four-point win at the Coliseum, and the free throw disparity was 32-to-17 in attempts and 27-to-11 in makes in favor of the Bears.

"We've got to figure out how to do a better job of keeping people off the free throw line," DeVries said. "When you give a team 27 points and they shoot 32 free throws, it's hard to win."

West Virginia turned a six-point deficit into a two-point lead during a two-minute stretch late in the second half and led 61-59 with 3:22 to go on Amani Hansberry's jumper.

Unfortunately, that was the final field goal of regulation for the Mountaineers. A pair of free throws by Javon Small and two more from Hansberry knotted the score with 32 seconds left.

West Virginia successfully defended Baylor's final offensive possession of regulation and forced Robert Wright to miss with four seconds left. Toby Okani grabbed the rebound and got the ball to Jonathan Powell, whose midcourt shot bounced off the rim as time expired.

The extra session was basically a free throw exhibition - Baylor shooting them and West Virginia watching them go in. All nine of the Bears' points in overtime came at the line – four from Love, three from Wright and one each from Omier and Jalen Celestine.

The only two field goals in overtime were made by West Virginia, one each from Small and Hansberry.

Overall, Baylor shot just 38.9% with the Bears connecting on 21 of their 54 attempts compared to West Virginia, which made 26 of 65 for 40%.

Baylor has claimed 10 of the last 11 meetings against West Virginia, including five straight in Waco.

Game #26

West Virginia 62, Cincinnati 59

Feb. 19, 2025 • WVU Coliseum

Morgantown, W.Va.

Cincinnati 59 • 15-11,5-8 Big 12

#	Player	Total		3-Ptr		Rebounds		PF	TP	A	T	Blk	Stl	Min
		FG-FGA	FG-FGA	FT-FTA	FT-FTA	Off	Def							
23	Dillon Mitchell	f	5-8	0-1	0-2	2	2	4	0	10	0	1	0	0
15	Aziz Bandaogo	c	1-1	0-0	2-4	3	7	10	1	4	0	0	3	0
01	Day Day Thomas	g	5-15	3-6	0-1	1	1	2	0	13	2	1	0	1
07	Jizzle James	g	6-20	1-8	0-0	0	3	3	4	13	3	0	0	0
10	Josh Reed	g	2-6	0-1	0-0	0	1	1	5	4	3	0	0	1
00	Dan Skillings Jr.	g	4-5	2-2	0-0	2	5	7	3	10	0	1	1	2
03	Rayvon Griffith	g	0-0	0-0	0-0	0	0	0	0	0	0	0	0	2
05	CJ Fredrick	g	0-0	0-0	0-0	0	1	1	0	0	0	0	0	0
14	Tyler Betsey	g	2-6	1-5	0-0	1	1	2	2	5	0	1	0	0
22	Nrinten Page	g	0-0	0-0	0-0	0	0	0	0	0	0	0	0	0
Team														
Totals		25-61		7-23		2-7		10		22		35		59

FG % 1st Half: 12-28 42.9% 2nd half: 13-33 39.4% Game: 25-61 41.0% Deadball Rebounds 3
3FG % 1st Half: 2-9 22.2% 2nd half: 5-14 35.7% Game: 7-23 30.4% 3
FT % 1st Half: 1-2 50.0% 2nd half: 1-5 20.0% Game: 2-7 28.6%

West Virginia 62 • 16-10,7-8 Big 12

#	Player	Total		3-Ptr		Rebounds		PF	TP	A	T	Blk	Stl	Min
		FG-FGA	FG-FGA	FT-FTA	FT-FTA	Off	Def							
11	Jonathan Powell	f	5-12	2-7	0-1	1	8	9	0	12	0	1	0	0
13	Amani Hansberry	r	6-13	2-4	3-4	7	6	13	2	17	2	3	0	0
05	Toby Okani	g	1-6	0-1	0-0	1	0	1	1	2	2	0	1	0
07	Javon Small	g	5-11	2-5	4-4	1	2	3	0	16	4	3	0	0
10	Sencire Harris	g	2-4	0-0	2-2	1	5	6	2	6	1	1	0	0
00	Eduardo Andre	g	1-3	0-0	1-1	1	3	4	4	3	2	0	1	1
01	Joseph Yesufu	g	2-6	0-1	2-2	0	3	3	0	6	0	1	0	1
03	KJ Tenner	g	0-0	0-0	0-0	0	0	0	1	0	0	0	0	11
Team														
Totals		22-55		6-18		12-14		10		28		40		62

FG % 1st Half: 11-24 45.8% 2nd half: 11-31 35.5% Game: 22-55 40.0% Deadball Rebounds 1
3FG % 1st Half: 3-9 33.3% 2nd half: 3-9 33.3% Game: 6-18 33.3% 1
FT % 1st Half: 4-5 80.0% 2nd half: 8-9 88.9% Game: 12-14 85.7%

Officials: Tommy Johnson,Chance Moore,Doug Simmons
Technical fouls: Cincinnati-None. West Virginia-None.
Attendance: 14663

2024-25 Men's Basketball. Round: 0. Cincinnati vs West Virginia. Played at WVU

Score by periods			Points	Paint	T/O	Chance	Break	Bench
1st	2nd	Total						
Cincinnati	27	32	59	26	11	3	7	15
West Virginia	29	33	62	30	8	8	4	9

Last FG - WVU 2nd:00:05, CINCINNATI 2nd:00:46

Largest lead - UC by 6 2nd:09:44, WVU by 9 1st:08:26.

UC led for 11:00, WVU led for 25:27, Game was tied for 03:33.

Recap

West Virginia used 17 points and 13 rebounds from Amani Hansberry to defeat Cincinnati 62-59 at the WVU Coliseum.

Javon Small added 16 and Jonathan Powell chipped in with 12 to help the Mountaineers rally from a six-point second half deficit.

"It was just a tough, hard-fought game," West Virginia coach Darian DeVries said afterward. "When knew they were going to come in and play extremely tough and there was a lot at stake tonight for both of us, both teams knew that and played that way."

WVU used a 17-3 run during a 6:30 stretch late in the second half to take control of the game before having to hang on for dear life at the end.

All Cincinnati could get during that stretch was a Jizzle James 3-pointer with 4:01 remaining. Meanwhile, Hansberry was the catalyst with a couple of free throws, a wide-open 3 from the top of the key to put the Mountaineers ahead 53-50 and then a layup with 1:29 left to extend the lead to eight.

"I thought Amani down the stretch was huge for us with some of that pick-and-pop stuff, and Javon is always good," DeVries said. "Then, (Powell) hit a couple of huge 3s and had a big layup there, too."

A Day Day Thomas 3 briefly reduced the Mountaineers' lead to five, 58-53, but Powell answered with a layup and two Small free throws pushed the lead up to nine, 62-53, with 34 seconds to go.

Then things got really interesting.

Dan Skillings Jr. banked in a 3 from the wing with eight seconds left. Hansberry's inbound pass underneath Cincinnati's basket was stolen by Skillings, and he quickly made another 3, reducing West Virginia's lead to 62-59 with five seconds to go.

On three different occasions, West Virginia couldn't inbound the ball. WVU called its final two timeouts and on its third attempt, Joseph Yesufu's pass in the corner to Sencire Harris was knocked out of his hands, possession was awarded to Cincinnati and confirmed after the play was reviewed.

That gave the Bearcats the basketball underneath their basket with three seconds remaining and an opportunity to send the game into overtime with a 3.

The ball eventually made its way to a wide-open Tyler Betsey at the top of the key, but fortunately, the freshman forward's shot hit the front of the rim and was rebounded by Harris.

The Mountaineers did an exceptional job on the glass by outrebounding the Bearcats 40 to 32 and had a rare advantage at the free throw line. West Virginia made 12 of its 14 attempts compared to just two-of-seven for Cincinnati.

Game #27

No. 9/10 Texas Tech 73, West Virginia 51

Feb. 22, 2025 • United Supermarkets Arena

Game #28

West Virginia 73, TCU 55

Feb. 25, 2025 • WVU Coliseum

Morgantown, W.Va.

TCU 55 • 15-13,8-9 Big 12

#	Player		Total		3-Ptr		Rebounds			PF	TP	A	TO	Blk	Stl	Min					
			FG-FGA	FG-FGA	FT-FTA	FT-FTA	Off	Def	Tot												
15	David Punch	f	1-5	0-2	1-2	0	3	3	0	3	1	1	0	1	22						
08	Ernest Udeh Jr.	c	2-3	0-0	0-0	0	4	4	1	4	0	3	1	0	22						
00	Brendan Wenzel	g	4-9	1-4	0-0	1	2	3	0	9	0	0	0	0	24						
03	Vasean Allette	g	2-8	0-0	4-4	0	2	2	2	8	4	5	0	2	36						
21	Noah Reynolds	g	0-1	0-0	2-2	0	1	1	4	2	1	3	0	0	21						
05	Micah Robinson		1-4	1-3	0-0	0	0	0	3	3	0	0	0	0	11						
13	Trazarien White		4-8	1-4	2-5	0	4	4	3	11	2	1	0	2	31						
32	Malick Diallo		3-5	0-0	0-0	4	2	6	3	6	0	1	0	0	18						
41	Jace Posey		3-8	0-1	3-3	1	1	2	0	9	0	0	0	0	15						
Team						1	2	3													
Totals			20-51	3-14	12-16	7	21	28	16	55	8	14	1	5	200						
FG % 1st Half: 11-27 40.7%			2nd half: 9-24 37.5%			Game: 20-51 39.2%			Deadball			Rebounds									
3FG % 1st Half: 0-7 0.0%			2nd half: 3-7 42.9%			Game: 3-14 21.4%															
FT % 1st Half: 5-7 71.4%			2nd half: 7-9 77.8%			Game: 12-16 75.0%															

West Virginia 73 • 17-11,8-9 Big 12

#	Player		Total	3-Ptr	Rebounds												
			FG-FGA	FT-FTA	Off	Def	Tot	PF	TP	A	TO	Blk	Stl		Min		
11	Jonathan Powell	f	0-1	0-1	0	2	2	3	0	0	1	0	1	23			
13	Amani Hansberry	f	4-9	1-6	0-1	2	3	5	0	9	1	0	2	25			
05	Toby Okani	g	3-4	0-0	0-0	1	0	1	3	6	2	2	0	27			
07	Javon Small	g	8-16	6-11	1-2	0	5	5	3	23	10	6	0	38			
10	Sencire Harris	g	5-8	0-0	3-4	0	5	5	2	13	2	1	2	33			
00	Eduardo Andre		1-1	0-0	2-2	1	1	2	0	4	0	1	2	0	16		
01	Joseph Yesufu		4-11	4-8	2-2	1	5	6	1	14	1	0	0	27			
03	KJ Tenner		2-2	0-0	0-0	0	2	2	2	4	1	1	0	3	11		
Team						0	1	1									
Totals			27-52	11-26	8-11	5	24	29	14	73	17	13	6	10	200		
FG % 1st Half: 17-29 58.6%			2nd half: 10-23 43.5%			Game: 27-52 51.9%			Deadball								
3FG % 1st Half: 5-12 41.7%			2nd half: 6-14 42.9%			Game: 11-26 42.3%											
FT % 1st Half: 3-5 60.0%			2nd half: 5-6 83.3%			Game: 8-11 72.7%											

Officials: DJ Nelson,Chance Moore,Kipp Kissinger
Technical fouls: TCU-None. West Virginia-None.
Attendance: 10167
2024-25 Men's Basketball. Round: 0. TCU vs West Virginia. Played at WVU Colise

Score by periods	1st	2nd	Total
TCU	27	28	55
West Virginia	42	31	73

Points	In	Off	2nd	Fast
TCU	34	12	7	4
WVU	26	13	4	9

Last FG - TCU 2nd-05:33, WVU 2nd-00:10.
Largest lead - TCU by 5 1st-17:53, WVU by 22 1st-02:08.
TCU led for 03:28. WVU led for 35:24. Game was tied for 01:08.

Recap

West Virginia used 23 points and 10 assists from Javon Small to defeat TCU 73-55 at the WVU Coliseum.

West Virginia held TCU scoreless for an eight-minute stretch that saw the Mountaineers outscore the Horned Frogs 18-0. TCU, which got the first five points of the game, didn't make its third field goal until Brendan Wenzel's jumper with 9:32 remaining in the half.

West Virginia had its biggest lead with 2:08 left, 42-20, before the Horned Frogs closed out the half on a 7-0 run.

TCU's Trazarien White began the second half with a 3, but West Virginia answered with a 10-3 run to build its lead back to 19, 52-33.

WVU got the margin back to 20 on a Small 3, but the Horned Frogs forced turnovers on four straight possessions to get it down to nine, 62-53, with five minutes remaining.

Again, Small answered with a jumper, and then Joseph Yesufu added a 3 from the corner to make it a 14-point lead.

Yesufu tallied 14 and Sencire Harris added a career-high 13 for the Mountaineers.

"I was really pleased, especially defensively," West Virginia coach Darian DeVries said. "We put a full 40 minutes together that I thought was really good. In that first half, I thought that looked like us earlier this year. We were getting stops and getting out and running."

West Virginia shot 51.9% overall, connecting on 27 of its 52 field goal attempts, while also making 11 of 26 from 3-point distance for 42.3%.

Small was eight-of-16 from the floor and produced his third double-double for the season.

"I thought he was terrific," DeVries said. "We've got to continue to have him be aggressive, whether it be scoring or assisting. He has 23 (points) and 10 (assists), and we're putting a lot on him. And we're also going to ask him to guard one of their best players. That's the type of player he is."

White was the only TCU player to reach double figures with 11 points.

In the first meeting in Fort Worth, Vasean Allette and Noah Reynolds combined to score 42 points in a 65-60 Horned Frog victory. This game, the pair were limited to just 10 on a combined two-of-nine shooting.

Overall, TCU (15-13) shot just 39.2% and had one fewer rebound than West Virginia's 29 boards. The Mountaineers are now 10-0 when outboarding their opponents. Yesufu, West Virginia's 6-foot guard, took top honors with six rebounds.

"That's pretty simple math, so let's just keep doing that," DeVries said of his team's work on the glass.





2024-25 West Virginia Men's Basketball Combined Team Statistics In Conference games

Page 1/1
as of Feb 26, 2025

Game Records

Record	Overall	Home	Away	Neutral
ALL GAMES	8-9	5-4	3-5	0-0
CONFERENCE	8-9	5-4	3-5	0-0
NON-CONFERENCE	0-0	0-0	0-0	0-0

Score by Periods

Team	1st	2nd	OT	TOT
West Virginia	521	543	6	1070
Opponents	502	583	9	1094

Team Box Score

No.	Player				Total		3-Point		F-Throw		Rebounds														
		GP-GS	MIN	AVG	FG-FGA	FG%	3FG-3FGA	3FG%	FT-FTA	FT%	OFF	DEF	TOT	AVG	PF	DQ	A	TO	BLK	STL	PTS	AVG			
7	SMALL, Javon	17-17	626:24	36.8	90-222	.405	41-121	.339	76-87	.874	6	64	70	4.1	24	0	104	44	5	24	297	17.5			
13	HANSBERRY, Amani	16-9	371:55	23.2	57-134	.425	19-65	.292	16-22	.727	28	71	99	6.2	30	1	26	24	5	9	149	9.3			
5	OKANI, Toby	17-17	536:36	31.6	60-145	.414	10-40	.250	4-21	.190	31	30	61	3.6	50	1	25	24	17	11	134	7.9			
11	POWELL, Jonathan	17-17	580:20	34.1	48-134	.358	31-95	.326	7-16	.438	11	55	66	3.9	26	0	12	10	0	18	134	7.9			
1	YESUFU, Joseph	17-0	334:51	19.7	43-111	.387	20-61	.328	18-26	.692	6	27	33	1.9	28	0	5	5	0	9	124	7.3			
10	HARRIS, Sencire	17-17	444:57	26.2	45-97	.464	6-24	.250	20-27	.741	12	58	70	4.1	41	1	27	19	8	26	116	6.8			
0	ANDRE, Eduardo	17-8	307:27	18.1	44-66	.667	0-0	.000	10-19	.526	18	41	59	3.5	42	1	16	19	19	15	98	5.8			
3	TENNER, KJ	15-0	186:56	12.5	7-29	.241	1-11	.091	0-2	.000	0	9	9	0.6	24	0	15	8	1	12	15	1.0			
8	AUER, Jake	7-0	20:49	3.0	1-5	.200	1-4	.250	0-0	.000	2	2	4	0.6	2	0	0	0	0	1	3	0.4			
4	TAGALOA-NELSON, Aden	1-0	01:35	1.6	0-1	.000	0-0	.000	0-0	.000	0	1	1	1.0	0	0	0	0	0	0	0	0.0			
22	ELEZOVIC, Haris	6-0	13:10	2.2	0-1	.000	0-0	.000	0-0	.000	2	1	3	0.5	3	0	0	0	0	0	0	0.0			
Team											19	24	43					15							
Total		17	3425		395-945	.418	129-421	.306	151-220	.686	135	383	518	30.5	270	4	230	168	55	125	1070	62.9			
Opponents		17	3425		392-916	.428	98-331	.296	212-280	.757	169	443	612	36.0	233	3	179	200	47	88	1094	64.4			

Team Statistics

	WVU	OPP
Scoring		
Points per game	62.9	64.4
Scoring margin	-1.4	-
Field goals-att		
Field goal pct	.418	.428
3 point fg-att		
3-point FG pct	.306	.296
3-pt FG made per game	7.6	5.8
Free throws-att		
Free throw pct	.686	.757
F-Throws made per game	8.9	12.5
Rebounds		
Rebounds per game	30.5	36.0
Rebounding margin	-5.5	-
Assists		
Assists per game	13.5	10.5
Turnovers		
Turnovers per game	9.9	11.8
Turnover margin	+1.9	-
Assist/turnover ratio	1.4	0.9
Steals		
Steals per game	7.4	5.2
Blocks		
Blocks per game	3.2	2.8
Winning streak		
Home win streak	2	-
Attendance		
Home games-Avg/Game	9-11585	8-9532
Neutral site-Avg/Game	-	0-0

Team Results

Date	Opponent		Score	Att.
12/31/2024	at Kansas	W	62-61	15300
01/04/2025	Oklahoma St.	W	69-50	11753
01/07/2025	Arizona	L	56-75	10566
01/12/2025	at Colorado	W	78-70	6975
01/15/2025	at Houston	L	54-70	7035
01/18/2025	Iowa St.	W	64-57	14444
01/21/2025	Arizona St.	L	57-65	10528
01/25/2025	at Kansas St.	L	60-73	9018
01/29/2025	Houston	L	49-63	12083
02/02/2025	at Cincinnati	W	63-50	11085
02/05/2025	at TCU	L	60-65	4878
02/08/2025	Utah	W	72-61	13166
02/11/2025	BYU	L	69-73	10879
02/15/2025	at Baylor	Lot	71-74	7500
02/19/2025	Cincinnati	W	62-59	10683
02/22/2025	at Texas Tech	L	51-73	14466
02/25/2025	TCU	W	73-55	10167



2024-25 West Virginia Men's Basketball Combined Team Statistics All games

Page 1/1
as of Feb 26, 2025

Game Records

Record	Overall	Home	Away	Neutral
ALL GAMES	17-11	12-4	3-6	2-1
CONFERENCE	8-9	5-4	3-5	0-0
NON-CONFERENCE	9-2	7-0	0-1	2-1

Score by Periods

Team	1st	2nd	OT	TOT
West Virginia	917	959	46	1922
Opponents	822	931	43	1796

Team Box Score

No.	Player				Total		3-Point		F-Throw		Rebounds													
		GP-GS	MIN	AVG	FG-FGA	FG%	3FG-3FGA	3FG%	FT-FTA	FT%	OFF	DEF	TOT	AVG	PF	DQ	A	TO	BLK	STL	PTS	AVG		
7	SMALL, Javon	28-28	1014:06	36.2	157-372	.422	69-193	.358	131-150	.873	14	104	118	4.2	44	0	157	75	11	47	514	18.4		
12	DEVRIES, Tucker	8-8	275:44	34.5	35-85	.412	26-55	.473	23-28	.821	5	34	39	4.9	23	2	22	15	12	14	119	14.9		
13	HANSBERRY, Amani	27-20	643:33	23.8	99-227	.436	30-104	.288	38-49	.776	55	117	172	6.4	53	2	40	42	10	19	266	9.9		
5	OKANI, Toby	28-28	819:15	29.3	98-220	.445	17-59	.288	20-50	.400	50	60	110	3.9	79	1	39	36	22	17	233	8.3		
11	POWELL, Jonathan	28-19	843:49	30.1	81-220	.368	55-163	.337	10-20	.500	19	69	88	3.1	36	0	19	16	0	19	227	8.1		
1	YESUFU, Joseph	25-0	449:54	18.0	55-139	.396	28-83	.337	22-31	.710	8	40	48	1.9	38	0	10	12	1	15	160	6.4		
10	HARRIS, Sencire	28-28	761:07	27.2	65-163	.399	6-49	.122	33-42	.786	18	103	121	4.3	65	2	44	33	21	43	169	6.0		
0	ANDRE, Eduardo	27-9	458:41	17.0	62-88	.705	0-0	.000	18-32	.563	29	74	103	3.8	64	1	26	28	42	19	142	5.3		
3	TENNER, KJ	26-0	342:09	13.2	24-68	.353	4-23	.174	10-16	.625	1	17	18	0.7	43	0	31	12	1	21	62	2.4		
8	AUER, Jake	13-0	40:48	3.1	8-15	.533	8-13	.615	0-0	.000	3	7	10	0.8	4	0	0	0	0	1	24	1.8		
22	ELEZOVIC, Haris	12-0	49:19	4.1	3-7	.429	0-1	.000	0-0	.000	6	6	12	1.0	6	0	2	3	1	0	6	0.5		
4	TAGALOA-NELSON, Aden	1-0	01:35	1.6	0-1	.000	0-0	.000	0-0	.000	0	1	1	1.0	0	0	0	0	0	0	0	0.0		
Team											37	50	87					25						
Total		28	5700		687-1605	.428	243-743	.327	305-418	.730	245	682	927	33.1	455	8	390	297	121	215	1922	68.6		
Opponents		28	5700		635-1567	.405	166-568	.292	360-481	.748	302	716	1018	36.4	402	7	290	360	80	152	1796	64.1		

Team Statistics

	WVU	OPP
Scoring		
Points per game	68.6	64.1
Scoring margin	+4.5	-
Field goals-att		
Field goal pct	.428	.405
3 point fg-att		
3-point FG pct	.327	.292
3-pt FG made per game	8.7	5.9
Free throws-att		
Free throw pct	.730	.748
F-Throws made per game	10.9	12.9
Rebounds		
Rebounds per game	33.1	36.4
Rebounding margin	-3.3	-
Assists		
Assists per game	13.9	10.4
Turnovers		
Turnovers per game	10.6	12.9
Turnover margin	+2.3	-
Assist/turnover ratio	1.3	0.8
Steals		
Steals per game	7.7	5.4
Blocks		
Blocks per game	4.3	2.9
Winning streak		
Home win streak	1	-
Attendance		
Home games-Avg/Game	16-10798	9-9682
Neutral site-Avg/Game	-	3-841

Team Results

Date	Opponent		Score	Att.
11/04/2024	Robert Morris	W	87-59	9229
11/08/2024	Massachusetts	W	75-69	10017
11/15/2024	at Pittsburgh	L	62-86	10882
11/20/2024	Iona	W	86-43	8591
11/27/2024	vs Gonzaga	Wot	86-78	959
11/28/2024	vs Louisville	Lot	70-79	767
11/29/2024	vs Arizona	Wot	83-76	796
12/06/2024	Georgetown	W	73-60	11522
12/10/2024	N.C. Central	W	79-45	8711
12/14/2024	Bethune-Cookman	W	84-61	9651
12/22/2024	Mercyhurst	W	67-46	10777
12/31/2024	at Kansas	W	62-61	15300
01/04/2025	Oklahoma St.	W	69-50	11753
01/07/2025	Arizona	L	56-75	10566
01/12/2025	at Colorado	W	78-70	6975
01/15/2025	at Houston	L	54-70	7035
01/18/2025	Iowa St.	W	64-57	14444
01/21/2025	Arizona St.	L	57-65	10528
01/25/2025	at Kansas St.	L	60-73	9018
01/29/2025	Houston	L	49-63	12083
02/02/2025	at Cincinnati	W	63-50	11085
02/05/2025	at TCU	L	60-65	4878
02/08/2025	Utah	W	72-61	13166
02/11/2025	BYU	L	69-73	10879
02/15/2025	at Baylor	Lot	71-74	7500
02/19/2025	Cincinnati	W	62-59	10683
02/22/2025	at Texas Tech	L	51-73	14466
02/25/2025	TCU	W	73-55	10167



DARIAN DEVRIES
Head Coach



0 | EDUARDO ANDRE
Center, 6-11, 240
Fifth Year



1 | JOSEPH YESUFU
Guard, 6-0, 190
Fifth Year



2 | DYLAN JAY
Guard, 6-4, 197
Freshman



3 | KJ TENNER
Guard, 6-0, 166
Freshman



4 | ADEN TAGALOA-NELSON
Guard, 6-1, 197
Sophomore



5 | TOBY OKANI
Guard, 6-8, 210
Fifth Year



7 | JAVON SMALL
Guard, 6-3, 190
Senior



8 | JAKE AUER
Guard, 6-0, 195
Fifth Year



9 | OFRI NAVEH
Forward, 6-6, 185
Sophomore



10 | SENCIRE HARRIS
Guard, 6-4, 174
Sophomore



11 | JONATHAN POWELL
Guard, 6-6, 191
Freshman



12 | TUCKER DEVRIES
Guard/Forward, 6-7, 220
Senior




13 | AMANI HANSBERRY
Forward, 6-8, 240
Sophomore



14 | JAYDEN STONE
Guard, 6-4, 185
Senior



15 | ABRAHAM OYEADIER
Center, 6-9, 221
Freshman



22 | HARIS ELEZOVIC
Forward, 6-8, 235
Senior



CHESTER FRAZIER
Associate Head Coach



TOM OSTROM
Assistant Coach



KORY BARNETT
Assistant Coach



NICK NORTON
Assistant Coach/Director of
Player Development



CAVEL WITTER
Assistant Coach



NELSON HERNANDEZ
Director of Player
Personnel/Recruiting



GARRETT STURTZ
Director of Operations



JALEN CANNADY
Video Coordinator



RYAN HORN
Strength and Conditioning
Coach