



MOUNTAINEER FOOTBALL

WVUSPORTS.COM

PO BOX 877 // MORGANTOWN, WV 26507-0877 // 304.293.2821 PHONE

2024 POSTSEASON

MILUM NAMED WVU'S THIRD CONSENSUS ALL-AMERICAN IN LAST FIVE YEARS; 14TH OVERALL

WVU senior offensive lineman Wyatt Milum was named the Mountaineers' 14th consensus All-American and third in the past five years (Darius Stills - 2020, Beanie Bishop Jr. - 2023).

He earned All-American First-Team honors from Walter Camp Football Foundation, The Sporting News, American Football Coaches' Association and Football Writers' Association of American and was a second team honoree on the Associated Press' team.

Milum was named the Big 12 Conference Offensive Lineman of the Year. He was the third Mountaineer to win the lineman of the year award and the first outright winner.

Redshirt freshman Josiah Trotter was named to the FWAA' Freshman All-American team as well as being named one of the three finalists for the Shawn Alexander Freshman All-American of the Year. He also was named the Big 12 Defensive Newcomer of the Year.

Milum was named All-American Second Team by Phil Steele, long snapper Austin Brinkman was named to the third team and TJ Jackson II earned a fourth-team nod.

Milum, and Jackson were named All-Big 12 Conference First Team selections by the league coaches and the Big 12 AP voting panel.

Milum, Jackson and Brinkman were named to Phil Steele's All-Big 12 First Team, Tomas Rimac was on the second team and Nick Malone and Trotter were on the fourth team.

Quarterback Garrett Greene was named to the Allstate AFCA Good Works Team for excellence in the community.

West Virginia finished 6-7 overall and 5-4 in the Big 12 Conference, tying for eighth place. The Mountaineers earned a bowl invitation to the Scooter's Coffee Frisco Bowl, their 41st in the school history.



WYATT MILUM

NOTING THE MOUNTAINEERS

- The 2024 season marked West Virginia's 132nd season of football. The Mountaineers are the 15th winningest program in college football
- West Virginia has won 11 Big 12 Conference games over the past two years, tied with Texas Tech and Kansas State for No. 2 during that time.
- The Scooter's Frisco Bowl was WVU 41st bowl appearance in school history. The Mountaineers are one of 13 Power 4 teams who have reached a bowl game in at least 20 of the past 23 years
- The Mountaineers are 17-24 all-time in bowl games and this year's bowl appearance marked the first time in the Scooter's Frisco Bowl
- Since 2002, the Mountaineers are 104-15 when winning the turnover battle
- Overall since 2019, the Mountaineers are 32-14 when rushing for at least 100 yards
- West Virginia has surpassed at least 140 rushing yards in 27 of the last 29 games
- The Mountaineers were ranked No. 10 nationally for fewest penalty yards and fewest penalties
- West Virginia's rushing attack ranked No. 27 nationally in most yards per game (193.7) among FBS schools and No. 11 in Power Four
- WVU finished No. 17 nationally and No. 3 in the Big 12 in time of possession (32:00)
- WVU ranked No. 31 nationally in first-down offense (294)
- The Mountaineers were No. 6 nationally in fewest penalty yards per game (34.31) and No. 10 in fewest penalties (57)
- WVU's defense has recorded multiple sacks in 11 of the last 18 games and at least four tackles for loss in 28 of the last 33 games
- West Virginia has held 14 of its last 25 opponents to fewer than 300 yards passing
- WVU's defense ranked No. 32 nationally for most defensive touchdowns in 2024 (2)
- WVU was one of two FBS teams that had three players who rushed for 730 yards or more
- WVU was No. 19 nationally in kickoff return defense (17.1) and No. 37 in kickoff returns (22.1)
- Donaldson was No. 8 in the Big 12 in rushing touchdowns (11) and No. 9 in total touchdowns (12)
- Jahiem White had 52 missed tackles forced to lead WVU, Garrett Greene (38) and CJ Donaldson Jr. (29)
- White ranked No. 34 nationally in rushing yards per carry (5.7)
- Greene was No. 19 in total offensive yards per game (275.8) and was No. 8 in the Big 12 in yards per pass attempts (7.3)
- WVU had two receivers ranked in the Top 20 in the Big 12 in yards per reception
- According to PFF College, Wyatt Milum ranked as the No. 4 offensive tackle in the nation, grading out at 90.0. His pass-blocking grade (90.0) was No. 3 and his run-blocking grade was No. 4 (87.4). He did not allow a sack or a quarterback hit and only gave up eight pressures
- According to PFF College, TJ Jackson II had an 87.7 grade against the run, ranking No. 6 nationally among FBS edge rushers and an overall grade of 80.4, tied for No. 38
- Jackson finished No. 2 in the Big 12 in tackles for loss (14) and was No. 5 in sacks (0.5)
- Anthony Wilson (5, 7.8) and Josiah Trotter (7, 7.7) ranked in the top 10 in the Big 12 in tackles per game
- Michael Hayes II ranked No. 9 nationally for field goal percentage (.929)
- Tyrin Bradley Jr. ranked No. 19 nationally for fumbles recovered (2)

2024 SCHEDULE & RESULTS

PENN STATE Aug. 31 L/34-12 FOX	UALBANY Sept. 7 W/49-14 ESPN+	AT PITT Sept. 14 L/38-34 ESPN2	KANSAS Sept. 21 W/32-28 ESPN2	AT OKLA. STATE Oct. 5 W/38-14 ESPN2	IOWA STATE Oct. 12 L/28-16 FOX	KANSAS STATE Oct. 19 L/45-18 FOX	AT ARIZONA Oct. 26 W/31-26 FS1	AT CINCINNATI Nov. 9 W/31-24 FS1	BAYLOR Nov. 16 L/49-35 ESPN2	UCF Nov. 23 W/31-21 ESPNU	AT TEXAS TECH Nov. 30 L/15-52 FS1	VS. MEMPHIS Dec. 17 L/37-42 ESPN

2024 SCOOTER'S COFFEE FRISCO BOWL

NATIONAL RANKINGS

ASSOCIATED PRESS // 2024 FINAL

School	Points	Record	Prev. Rank
1. Ohio State (56)	1,400	14-2	--
2. Notre Dame	1,342	14-2	--
3. Oregon	1,255	13-1	--
4. Texas	1,211	13-3	--
5. Penn State	1,203	13-3	--
6. Georgia	1,141	11-3	--
7. Arizona State	1,041	11-3	--
8. Boise State	958	12-2	--
9. Tennessee	945	10-3	--
10. Indiana	906	11-2	--
11. Ole Miss	780	10-3	--
12. SMU	721	11-3	--
13. BYU	718	11-2	--
14. Clemson	712	10-4	--
15. Iowa State	594	11-3	--
16. Illinois	533	10-3	--
17. Alabama	415	9-4	--
18. Miami (Fla.)	411	10-3	--
19. South Carolina	405	9-4	--
20. Syracuse	320	10-3	--
21. Army	307	12-2	--
22. Missouri	266	10-3	--
23. UNLV	178	11-3	--
24. Memphis	154	11-2	--
25. Colorado	79	9-4	--

ARV: Navy 55, LSU 39, Louisville 38, Michigan 36, Kansas State 11, Marshall 8, Ohio 8, Florida 7, TCU 2, Texas A&M.

AFCA COACHES POLL // 2024 FINAL

School	Points	Record	Prev. Rank
1. Ohio State (53)	1,325	14-2	--
2. Notre Dame	1,271	14-2	--
3. Texas	1,180	13-3	--
4. Oregon	1,149	13-1	--
5. Penn State	1,145	13-3	--
6. Georgia	1,066	11-3	--
7. Arizona State	986	11-3	--
8. Tennessee	893	10-3	--
9. Boise State	872	12-2	--
10. Indiana	868	11-2	--
11. Clemson	741	10-4	--
SMU	741	11-3	--
13. Ole Miss	723	10-3	--
14. BYU	601	11-2	--
15. Iowa State	543	11-3	--
16. Illinois	479	10-3	--
17. Alabama	400	9-4	--
18. Miami (Fla.)	393	10-3	--
19. South Carolina	390	9-4	--
20. Missouri	378	10-3	--
21. Army	314	12-2	--
22. Syracuse	236	10-3	--
23. Memphis	174	11-2	--
24. UNLV	149	11-3	--
25. Colorado	56	9-4	--

ARV: LSU 44, Navy 28, Louisville 28, Kansas State 20, Michigan 20, Ohio 6, TCU 5, Marshall.

FIRST-TIME PLAYERS

- Thirty Mountaineers saw the first action of their WVU career during the 2024 season: Clay Ash (RB), Xavier Bausley (OL), Israel Boyce (S), Jaden Bray (WR), Makai Byerson (DL), Reid Carrico (LB), Dom Collins (WR), TJ Crandall (CB), Trae'von Dunbar (RB), Dontez Fagan (CB), Ric'Darious Farmer (WR), Nate Flower (K), Ty French (SPUR), Nate Gabriel (DL), Ayden Garnes (CB), Diore Hubbard (RB), Garnett Hollis Jr. (CB), TJ Jackson II (DL), Zae Jennings (SPEAR), TJ Johnson (WR), Curtis Jones Jr. (LB), Jaheem Joseph (S), Elijah Kinsler (DL), RJ Kocan (K), Justin Robinson (WR), Keyshawn Robinson (CB), Jack Sammarco (TE), Kekoura Tarnue (S) and Josiah Trotter (LB) and Rickey Williams (LB).



JAHIEM WHITE

ANTHONY WILSON JR.

STATISTICAL COMPARISONS

West Virginia	WVU Opponents	Big 12 Only Opponents
29.2	31.9	27.4
294	283	197
193.7	144.4	192.7
210.3	270.8	198.6
404.0	415.2	391.2
22.1	17.1	23.1
8.2	6.7	8.3
5-20.2	14-5.3	5-20.2
19-5	10-6	10-1
57-446	77-664	39-290
40.7	40.4	41.2
13-14	8-12	8-9
32:00	28:00	32:24
75-176 (43%)	77-156 (49%)	61-130 (47%)
25-40 (63%)	13-20 (65%)	14-26 (54%)
20-155	27-145	13-115
45-53 (85%)	42-48 (88%)	30-37 (81%)

THE 2024 ROSTER

- The 2024 roster consisted of 112 players from 24 different states and three foreign countries: Australia (1), Finland (1) and Liberia (1).
- Leading the way was West Virginia (26), Ohio (13), Pennsylvania (13), Florida (13), Georgia (7), Maryland (7), Virginia (5), New York (3), South Carolina (3), Kentucky (2), New Jersey (2), Alabama (2), Illinois (2), Oklahoma (2), Arizona, Delaware, Colorado, Indiana, Massachusetts, North Carolina, Tennessee, Texas and Utah.

SALUTE TO THE SENIORS

- The Frisco Bowl marked the final game for 21 Mountaineer senior football players: Leighton Bechdel (H/P/LS), Tyrin Bradley Jr. (SPUR), Austin Brinkman (LS), Aubrey Burks (S), Dontez Fagan (CB), Ty French (SPUR), Garrett Greene (QB), Michael Hayes II (K), Garnett Hollis Jr. (CB), Ja'Quay Hubbard (OL), TJ Jackson II (DL), Nick Malone (OL), Sean Martin (DL), Wyatt Milum (OL), Fatorma Mulbah (DL), Justin Robinson (WR), Taurus Simmons (DL), Kekoura Tarnue (Spear), Kole Taylor (TE), Anthony Wilson Jr. (S) and Brandon Yates (OL).

FOR STARTERS

- In 2024, 46 Mountaineer players finished with at least one game of starting experience.
- Tops on the list were Anthony Wilson Jr. (62), Michael Hayes II (61), Austin Brinkman (50), Brandon Yates (47) and Wyatt Milum (43).

MOUNTAINEER GRADUATES

- Twenty student-athletes on the 2024 football team had graduated with their bachelor's degrees prior to the start of the regular season: Leighton Bechdel (P), Austin Brinkman (LS), Reid Carrico (LB), CJ Cole (WR), Treylan Davis (TE), Preston Fox (WR), Garrett Greene (QB), Michael Hayes II (K), Garnett Hollis Jr. (CB), Ja'Quay Hubbard (OL), Jaheem Joseph (S), Nick Malone (OL), Sean Martin (DL), Fatorma Mulbah (DL), Justin Robinson (WR), Taurus Simmons (DL), Kole Taylor (TE), Avery Wilcox (S), Anthony Wilson Jr. (S) and Brandon Yates (OL).
- Eight additional student-athletes on the football team graduated in December 2024 with their bachelor's degrees: Bryce Biggs (OL), Tyrin Bradley Jr. (SPUR), Aubrey Burks (S), Ty French (SPUR), TJ Jackson II (DL), Wyatt Milum (OL), Tomas Rimac (OL) and Edward Vesterinen (DL).
- Ten student-athletes finished their master's degree: Leighton Bechdel (H/LS/P), Austin Brinkman (LS), Michael Hayes II (K), Ja'Quay Hubbard (OL), Jaheem Joseph (S), Nick Malone (OL), Sean Martin (DL), Fatorma Mulbah (DL), Kole Taylor (TE) and Anthony Wilson Jr. (S).

ON NETWORK TELEVISION

- The ESPN broadcast of the Scooter's Coffee Frisco Bowl marked the 337th network television game for WVU.
- All-time, the Mountaineers are 177-158-1 in nationally televised games.



AGAINST RANKED TEAMS

- Beginning with a 27-0 loss to Fordham on Oct. 18, 1941, West Virginia has played 175 games against nationally ranked teams. Of those, 51 have been Mountaineer victories.
- Since 1999, WVU has posted 27 victories over ranked teams. In 2024, Penn State was ranked No. 8/9 in the Associated Press and AFCA Coaches Polls when they faced the Mountaineers in Morgantown. Iowa State was ranked No. 11/13 when WVU faced them in the "Coal Rush" game on Oct. 12. Kansas State was ranked No. 17/17 when the Mountaineers played host on Oct. 19. WVU played against No. 25/23 Memphis in the Scooter's Coffee Frisco Bowl.

2024 WEST VIRGINIA TEAM HONORS

Leighton Bechdel

Academic All-Big 12 Conference

Derek Berlitz

Academic All-Big 12 Conference

Caden Biser

Academic All-Big 12 Conference

Tyrin Bradley Jr.

Big 12 Conference Defensive Player of the Week (Kansas)

Austin Brinkman

Academic All-Big 12 Conference
 Phil Steele All-America (Third Team)
 Patick Mannelly Award Semifinalist
 All-Big 12 Conference First Team (Phil Steele)
 Reese's Senior Bowl Midseason All-American Team

Reid Carrico

Big 12 Conference Co-Defensive Player of the Week (Baylor)

CJ Cole

Academic All-Big 12 Conference

CJ Donaldson Jr.

Academic All-Big 12 Conference

Preston Fox

Academic All-Big 12 Conference

Michael Hayes II

Academic All-Big 12 Conference

Garrett Greene

AFCA Allstate Good Works Team
 Wuerffel Trophy Semifinalist

TJ Jackson II

Phil Steele All-America (Fourth Team)
 All-Big 12 Conference First Team (Coaches, AP, Phil Steele)
 All-Big 12 Conference Third Team (CollegeFootballNetwork)
 Big 12 Conference Newcomer Player of the Week (Pitt)

Nick Krahe

Academic All-Big 12 Conference

Landen Livingston

Academic All-Big 12 Conference

Nick Malone

Academic All-Big 12 Conference
 All-Big 12 Conference Third Team (CollegeFootballNetwork)
 All-Big 12 Conference Fourth Team (Phil Steele)

Colin McBee

Academic All-Big 12 Conference

Wyatt Milum

Academic All-Big 12 Conference
 NCAA Consensus First Team All-American
 Walter Camp FB Foundation All-America (First Team)
 AFCA All-America (First Team)
 The Sporting News All-America (First Team)
 FWAA All-America (First Team)
 Associated Press All-America (Second Team)
 College Football Network All-America (First Team)
 Phil Steele All-America (Second Team)
 Sports Illustrated All-American First Team
 Bleacher Report All-America (First Team)
 USA Today All-America Second Team
 FOX Sports All-America Second Team
 Outland Trophy Semifinalist
 All-Big 12 Conference First Team (Coaches, AP, Phil Steele)
 Big 12 Offensive Lineman of the Year (Big 12 Coaches)
 Big 12 Offensive Tackle of the Year (CollegeFootballNetwork)

Fatorma Mulbah

Academic All-Big 12 Conference

Oliver Straw

Academic All-Big 12 Conference
 Big 12 Conference Special Teams Player of the Week (UCF)

Tomas Rimac

Academic All-Big 12 Conference
 All-Big 12 Conference First Team (CollegeFootballNetwork)
 All-Big 12 Conference Second Team (Phil Steele)

Josiah Trotter

FWAA Freshman All-American
 Shaun Alexander Freshman of the Year Semifinalist
 Big 12 Conference Defensive Freshman of the Year
 All-Big 12 Conference Third Team (CollegeFootballNetwork)
 All-Big 12 Conference Fourth Team (Phil Steele)

Edward Vesterinen

Academic All-Big 12 Conference

Avery Wilcox

Academic All-Big 12 Conference

Jarel Williams

Academic All-Big 12 Conference

Anthony Wilson Jr.

Big 12 Conference Co-Defensive Player of the Week (Cin.)

ON TURF

- Since 1980, West Virginia is 278-133-5 in games played on artificial turf surfaces.
- WVU was 57-29 on turf in the 1990s, 66-21 on turf in the 2000s, 61-40 during the 2010s and 29-20 during the 2020s on turf.



MOUNTAINEERS IN THE RANKINGS

	NCAA	Big 12
Scoring Offense	53 (29.2)	11
Scoring Defense	109 (31.9)	13
Rushing Offense	27 (193.7)	5
Rushing Defense	56 (144.4)	8
Passing Offense	87 (210.3)	13
Total Offense	53 (404.0)	12
Passes Had Intercepted	109 (14)	12
Pass Defense	118 (270.8)	14
Total Defense	110 (415.2)	13
Kickoff Returns	37 (22.1)	4
Punt Returns	63 (8.2)	9
Net Punting	44 (40.7)	3
Passing Efficiency	74 (129.4)	12
Turnover Margin	111 (-0.62)	12
Interceptions	118 (5)	15
Pass Eff. Defense	128 (153.5)	16
First Downs	31 (294)	6
First Down Defense	117 (283)	13
Third Down Conv.	47 (43.0)	7
Opponent Third Down	131 (49.0)	16
Fourth Down Conv.	28 (63.0)	6
Opponent Fourth Down	113 (65.0)	13
Sacks By	108 (1.54)	10
Sacks Against	69 (2.08)	12
Tackles for Loss	103 (4.8)	13
Tackles for Loss Allowed	81 (5.7)	12
Penalties	10 (57)	2
Possession Time	17 (32:00)	4
Punt Return Defense	57 (6.7)	3
Kickoff Return Defense	19 (17.1)	5
Turnovers Gained	117 (11)	15
Fumbles Recovered	71 (6)	9
Red Zone Offense	64 (84.9%)	12
Red Zone Defense	100 (87.5%)	10

AGAINST THE BIG 12

- West Virginia is 79-51-1 all-time against current members of the Big 12 Conference. 1-0 against Arizona; 1-1 vs. Arizona State; 8-5 against Baylor; 2-0 vs. BYU; 18-3-1 against Cincinnati; 1-1 vs. Colorado; 0-1 against Houston; 6-6 against Iowa State; 11-2 vs. Kansas; 6-8 against Kansas State; 6-10 vs. Oklahoma State; 8-5 vs. TCU; 7-7 vs. Texas Tech, 4-0 against UCF and 0-2 vs. Utah.

NIGHT GAMES

- West Virginia is 90-80-3 all-time in games played after 5 p.m., including 45-50-1 on the road, 34-20-2 at home and 8-11 at a neutral site.
- The first night game in WVU history was played at Forbes Field in Pittsburgh on Sept. 19, 1930, between WVU and Duquesne (W/7-0).

20 OF THE LAST 23 YEARS

- With WVU playing in the Scooter's Coffee Friso Bowl in December, the Mountaineers made their 20th bowl appearance in the last 23 years, missing only the 2013, 2019 and 2022 seasons.
- The Mountaineers are one of 13 Power Four schools to accomplish that feat: Georgia (23), Oklahoma (23), Clemson (22), LSU (22), Ohio State (22), Wisconsin (22), Alabama (21), Oklahoma State (21), Oregon (21), Florida (20), Virginia Tech (20), Iowa (20) and West Virginia (20).

2024 Big 12 Standings

	Big 12	Pct.	Overall	Pct.
Arizona State	7-2	.778	11-3	.786
BYU	7-2	.778	11-2	.846
Iowa State	7-2	.778	11-3	.786
Colorado	7-2	.778	9-4	.692
Baylor	6-3	.667	8-5	.615
TCU	6-3	.667	9-4	.692
Texas Tech	6-3	.667	8-5	.615
Kansas State	5-4	.556	9-4	.692
West Virginia	5-4	.556	6-7	.462
Kansas	4-5	.444	5-7	.417
Cincinnati	3-6	.333	5-7	.417
Houston	3-6	.333	4-8	.333
Utah	2-7	.222	5-7	.417
Arizona	2-7	.222	4-8	.333
UCF	2-7	.222	4-8	.333
Oklahoma State	0-9	.000	3-9	.250

AVERAGE PER DOWN

- Here's a breakdown of how the 2024 West Virginia offense operated on first, second, third and fourth down:
- On first down, the Mountaineers ran 393 plays and gained 2,322 yards for a 5.9 average. On second down, the Mountaineers ran 291 plays for 1,605 yards and a 5.5 average. On third down, the Mountaineers ran 176 plays for 1,122 yards and a 6.3 average gain. West Virginia ran 40 plays on fourth down for 203 yards and a 5.0 average.
- WVU's touchdowns came 13 times on first down (8 rush/5 pass), 18 times on second down (13 rush/5 pass), 10 times on third down (3 rush/7 pass) and six times on fourth down (4 rush/2 pass).

OFFENSIVE ANALYSIS

- Breaking down the West Virginia offensive numbers for the 2024 season shows that the Mountaineers ran 900 plays, 529 on the ground and 371 through the air.
- The rushing game totaled 2,518 yards, an average of 4.8 yards per carry and 27 touchdowns. The passing attack totaled 2,734 yards, 20 touchdowns and an average of 12.1 yards per completion.
- Combine the two and the Mountaineers turned in 5,252 yards of total offense, 47 touchdowns, an average of 5.8 yards per play and an average of 29.2 points per game.
- Deeper analysis shows that the Mountaineer offense gained 141 first downs by the run and 128 via the pass. On average, West Virginia totaled 193.7 yards per game on the ground, 210.3 yards per game passing and 404.0 yards per game of total offense.

TRUE AND REDSHIRT FRESHMEN

- Fourteen true freshmen saw action for the Mountaineers in 2024: Clay Ash (RB), Israel Boyce (S), Makai Byerson (DL), Dom Collins (RB), Trae'von Dunbar (RB), Ric'Darious Farmer (WR), Nate Gabriel (DL), Diore Hubbard (RB), Zae Jennings (SPEAR), Curtis Jones Jr. (LB), Elijah Kinsler (DL), Keyshawn Robinson (S), Jack Sammarco (TE) and Rickey Williams (LB).
- Seven redshirt freshmen played for West Virginia in 2024: Tyler Cain (LB), Nate Flower (K), TJ Johnson (WR), Nick Krahe (OL), Aden Tagaloa-Nelson (S), Josiah Trotter (LB) and Johnny Williams IV (OL).

CHARTING WEST VIRGINIA'S PLAYERS OF THE WEEK

Game	O-Champ	D-Champ	ST-Champ	O-Scout	D-Scout	ST-Scout
Penn State	None	None	None	None	None	None
Albany	CJ Donaldson Jr.	R. Carrico	B. Cutter	G. Genross	C. Jones	D. Grayson
at Pitt	None	None	None	None	None	None
Kansas	G. Greene	F. Mulbah	M. Hayes II	J. Terry	T. Cain	M. Clement
at Oklahoma State	J. White	J. Trotter	A. Brinkman	T. Evans	D. Grayson	TJ Johnson
Iowa State	None	None	None	None	None	None
Kansas State	None	None	None	None	None	None
at Arizona	N. Marchiol	F. Mulbah	L. Bechdel	B. Rehmann	R. Collins	D. Grayson
at Cincinnati	J. White	F. Mulbah	P. Fox	C. McBee	K. Robinson	J. Price
Baylor	None	None	None	None	None	None
UCF	CJ Donaldson Jr.	S. Martin	M. Hayes, P. Fox	K. Wilkins	J. Biser	D. Grayson
at Texas Tech	None	None	None	None	None	None
vs. Memphis	None	None	None	None	None	None

OVERTIME GAMES

- The 55-42 overtime loss to Kansas in 2022 marked the 16th and most recent overtime game in West Virginia history. The Mountaineers own a 7-9 record in overtime games.
- West Virginia played its first overtime game against Pitt in 1997, dropping a three-overtime thriller, 41-38.

Overtime Games

Sept. 10, 2022	Kansas 55, WVU 42, OT
Oct. 3, 2020	WVU 27, Baylor 21, 2OT
Oct. 10, 2015	Oklahoma State 33, WVU 26, OT
Nov. 30, 2013	Iowa State 52, WVU 44, 3OT
Nov. 9, 2013	Texas 47, WVU 40, OT
Nov. 2, 2013	WVU 30, TCU 27, OT
Nov. 3, 2012	TCU 39, WVU 38 2OT
Oct. 29, 2010	UConn 16, WVU 13 OT
Sept. 10, 2010	WVU 24, Marshall 21 OT
Nov. 8, 2008	Cincinnati 26, WVU 23 OT
Sept. 18, 2008	Colorado 17, WVU 14 OT
Dec. 2, 2006	WVU 41, Rutgers 39, 3OT
Oct. 15, 2005	WVU 46, Louisville 44, 3OT
Sept. 18, 2004	WVU 19, Maryland 16 OT
Nov. 11, 2000	WVU 31, Rutgers 24, 2OT
Nov. 28, 1997	Pitt 41, WVU 38, 3OT

FIRST-TIME STARTERS

- Fourteen Mountaineers earned their first career start during the 2024 season: Tyrin Bradley Jr. (SPUR), Jaden Bray (WR), Reid Carrico (LB), TJ Crandall (CB), Dontez Fagan (CB), Ayden Garnes (CB), Garnett Hollis Jr. (CB), TJ Jackson II (DL), Jaheem Joseph (S), Landen Livingston (OL), Jacolby Spells (CB), Josiah Trotter (LB), Kekoura Tarnue (S) and Johnny Williams IV (OL).

WVU VS. 2024 SLATE

- West Virginia owns a 117-155-6 record against its 2024 opponents. The Mountaineers have winning records over Arizona, Baylor, Cincinnati, Kansas, UAlbany and UCF and a .500 record against Iowa State and Texas Tech.

2024 Opponent	Series Record
Arizona	1-0
Baylor	8-5
Cincinnati	18-3-1
Iowa State	6-6
Kansas	10-2
Kansas State	6-8
Memphis	0-1
Oklahoma State	6-10
Penn State	9-50-2
Pitt	41-63-3
Texas Tech	7-7
UAlbany	1-0
UCF	4-0



HUDSON CLEMENT

TREY LATHAN

300 or More Yards Passing (since 2012)

656	Baylor (2012)	70-63/W
539	Oklahoma (2018)	59-56/L
532	Arizona State (2015)	43-42/W
511	Maryland (2014)	40-37/W
498	Texas Tech (2019)	17-38/L
448	James Madison (2012)	42-12/W
429	vs. Tennessee (2018)	40-14/W
407	Kansas (2012)	59-10/W
403	East Carolina (2017)	56-20/W
401	Oklahoma State (2012)	41-39/L
391	Houston (2023)	55-34/L
389	Youngstown State (2016)	41-39/L
376	Oklahoma (2014)	38-21/W
375	at Baylor (2017)	45-33/L
372	at Kansas State (2017)	38-36/W
371	TCU (2018)	28-23/W
	vs. Virginia Tech (2017)	47-10/W
370	Iowa State (2021)	31-24/L
370	at Texas Tech (2018)	38-31/W
367	Texas (2019)	42-34/W
366	at TCU (2017)	42-31/L
365	vs. Alabama (2014)	31-24/L
364	at Oklahoma State (2018)	33-23/L
359	Georgia Southern (2015)	45-41/L
	Georgia State (2013)	44-0/W
356	Kansas State (2018)	41-7/W
	Iowa State (2013)	35-6/W
355	Kansas (2022)	52-44/L
	Towson (2014)	42-55/L
353	Baylor (2018)	54-0/W
352	Texas Tech (2017)	58-14/W
347	at Texas Tech (2020)	46-35/W
347	at Kansas (2017)	34-27/L
346	at Texas (2018)	56-34/W
	vs. Texas A&M (2014)	42-41/W
344	LIU (2021)	45-37/L
341	at Iowa State (2016)	66-0/W
338	Maryland (2012)	49-19/W
334	Delaware State (2017)	31-21/W
332	PSU (2023)	59-16/W
	Kansas (2018)	38-15/L
	Youngstown State (2018)	38-22/W
	vs. BYU (2016)	52-17/W
330	Texas Tech (2021)	35-32/W
324	Marshall (2012)	23-20/L
322	Baylor (2014)	69-34/W
320	Oklahoma State (2013)	41-27/W
	Oklahoma (2012)	30-21/W
318	Kansas (2020)	50-49/L
317	Texas (2020)	38-17/W
315	Duquesne (2023)	17-13/L
308	Towson (2022)	56-17/W
301	Texas (2021)	65-7/W
301	Kansas State (2020)	31-23/W
		37-10/W

OVER THE LAST 10 YEARS

- Over the last 10 years, West Virginia's defense is tied for No. 48 nationally in interceptions (111) among FBS schools and is tied for No. 32 among Power Four schools.
- In 2015, the Mountaineer defense finished with 23 interceptions, ranking No. 2 nationally. WVU also was No. 5 nationally in turnovers gained (31).
- WVU finished with 11 interceptions in 2016, 14 in 2017, 15 in 2018, eight in 2019, 11 in 2020, nine in 2021, four in 2022, 11 in 2023, and five in 2024.

TAKEAWAYS

- Over the last 10 years, West Virginia has produced 177 takeaways.
- Clemson has the most during the 10-year period with 245, while Alabama has 234 and Iowa has 229.

NFL MOUNTAINEERS



As of Jan. 20, there were 15 former Mountaineers on NFL rosters and practice squads, playing for 12 different teams.

- Kyzir White – Arizona Cardinals
- Dante Stills – Arizona Cardinals
- Rasul Douglas – Buffalo Bills
- Will Grier – Dallas Cowboys
- David Sills V – Denver Broncos
- Mark Glowinski – Indianapolis Colts
- Tony Fields II – Los Angeles Rams
- Bryce Ford-Wheaton – New York Giants
- Beanie Bishop Jr. – Pittsburgh Steelers
- Zach Frazier – Pittsburgh Steelers
- Doug Nester – Pittsburgh Steelers
- Colton McKivitz – San Francisco 49ers
- Geno Smith – Seattle Seahawks
- Rex Sunahara – Cleveland Browns
- Daryl Worley – Tennessee Titans

CHARTING WEST VIRGINIA'S PLAYERS OF THE WEEK

Game	O-Lineman	Juice Award	Blue Collar
Penn State	None	None	None
UAlbany	W. Milum	R. Swope	F. Mulbah, N. Malone, T. Davis
at Pitt	None	None	None
Kansas	W. Milum	J. Price	N. Malone, A. Wilson Jr.
at Oklahoma State	T. Rimac	R. Carrico	B. Yates, K. Taylor, C.J. Donaldson Jr., J. Joseph, F. Mulbah, S. Martin
Iowa State	None	None	None
Kansas State	None	None	None
at Arizona	N. Malone	A. Wilson, S. Martin, T. Davis	C. Jones
		R. Gallagher, T. Simmons	
at Cincinnati	B. Yates	A. Brinkman	S. Martin, A. Wilson, P. Fox
Baylor	None	None	None
UCF	J. Hubbard	C. Henry	T. French, W. Milum, H. Clement, A. Wilson, F. Mulbah
at Texas Tech	None	None	None
vs. Memphis	None	None	None

WVU'S RECORD WHEN WEARING ... (SINCE 2001)

- Blue Jersey - Gold Pants: 33-18
- Blue Jersey - White Pants: 11-7
- Blue Jersey - Blue Pants: 33-14
- White Jersey - Gold Pants: 17-17
- White Jersey - White Pants: 25-24
- White Jersey - Blue Pants: 25-15
- White Jersey - Gray Pants: 0-1
- Gold Jersey - Blue Pants: 17-4
- Gold Jersey - Gold Pants: 9-3
- Gold Jersey - White Pants: 4-1
- Gold Jersey - Gray Pants: 0-1
- Black Jersey - Black Pants: 0-1
- Gray Jersey - Gray Pants: 4-1
- Gray Jersey - Blue Pants: 1-0

ROAD, HOME AND TOTAL WINS

Most Total Wins Over The Last 21 Years (2003-24)

Rk.	School	Wins
1.	Ohio State	243
2.	Boise State	231
3.	Georgia	230
4.	Oklahoma	225
5.	Clemson	222
6.	Alabama	220
7.	LSU	216
8.	Oregon	208
9.	Wisconsin	198
10.	Texas	195
11.	TCU	194
12.	Notre Dame	192
13.	USC	190
	Penn State	190
15.	Michigan	189
16.	Utah	188
17.	Oklahoma State	186
	Florida State	186
	Florida	186
20.	Iowa	182
21.	Virginia Tech	181
22.	BYU	180
23.	Auburn	178
24.	Cincinnati	175
25.	West Virginia	174

Best Winning Percentage Away From Home (Road or Neutral) Over The Last 21 Years (2003-24)

Rk.	School	W-L	Winning %
1.	Ohio State	99-27	.786
2.	Boise State	108-40	.730
3.	Alabama	100-38	.725
4.	Georgia	111-46	.707
5.	Oklahoma	94-43	.686
6.	Clemson	93-52	.641
7.	USC	82-47	.636
8.	TCU	87-50	.635
	Notre Dame	87-50	.635
10.	LSU	85-49	.634
11.	Texas	86-50	.632
12.	Oregon	84-51	.622
13.	Florida State	83-56	.597
14.	Utah	81-57	.587
	App State	44-31	.587
16.	Wisconsin	76-57	.571
17.	Oklahoma State	77-59	.566
18.	BYU	80-65	.552
19.	Virginia Tech	76-62	.551
20.	Penn State	70-58	.547
21.	Michigan	68-57	.544
22.	Louisville	76-64	.543
	Florida	76-64	.543
24.	Iowa	71-61	.538
25.	Cincinnati	74-67	.525
26.	West Virginia	69-63	.523

Best Home Winning Percentage Over The Last 21 Years (2003-24)

Rk.	School	W-L	Winning %
1.	Ohio State	144-16	.900
2.	Boise State	123-15	.891
3.	Georgia	119-18	.869
4.	Clemson	129-20	.866
5.	Alabama	120-19	.863
6.	LSU	131-21	.862
7.	Oklahoma	131-23	.851
8.	Oregon	125-23	.845
9.	Wisconsin	122-29	.808
10.	USC	108-27	.800
11.	Michigan	121-32	.791
12.	Utah	107-31	.775
	Florida	110-32	.775
14.	Penn State	120-36	.769
15.	TCU	107-35	.754
16.	Iowa	111-37	.750
17.	Oklahoma State	109-37	.747
18.	Cincinnati	101-35	.743
19.	BYU	100-35	.741
20.	Auburn	118-42	.738
21.	Texas	109-39	.736
	Toledo	95-34	.736
	Missouri	106-38	.736
24.	Notre Dame	104-38	.732
25.	West Virginia	105-40	.724



GARRETT GREENE

KOLE TAYLOR

WEST VIRGINIA OFFENSE

- The 2024 season's offensive roster included 19 true freshmen, seven redshirt freshmen, three sophomores, 10 redshirt sophomores, one junior, nine redshirt juniors, four seniors and three redshirt seniors
- The 2024 offensive personnel included seven quarterbacks, nine running backs, one fullback, 14 wide receivers, six tight ends and 19 offensive linemen
- OL Brandon Yates made his 60th career appearance for WVU at Texas Tech, setting the program record for most career games played
- Running back Jahiem White eclipsed 800 rushing yards for the 2024 season against Texas Tech, marking the second season in a row that he had 800 yards on the ground
- Running back CJ Donaldson Jr. caught seven passes for 73 yards against Texas Tech, marking a career-high in both categories
- Quarterback Garrett Greene set career highs in completions (29) and passing attempts (39) against Texas Tech
- Greene led all Big 12 quarterbacks with 656 yards on 126 carries in 2024
- The Mountaineers averaged 193.7 rushing yards per game, ranking No. 27 in the country
- West Virginia was one of two teams in the nation with three players to have 630 or more rushing yards (Donaldson, Greene, White)
- The Mountaineer offense scored at least 30 points in 15 of the last 20 games, dating back to Oct. 12, 2023
- Since 2019, WVU has reached 100 yards on the ground 45 times
- Overall in the past 10 years, the Mountaineers are 64-27 when rushing for at least 100 yards
- West Virginia surpassed at least 140 rushing yards in 26 of the last 28 games, dating back to 2022
- West Virginia scored at least one rushing touchdown in 45 of its last 50 games
- Since 2012, WVU has thrown for 300 or more yards 52 times, 350 or more 31 times, 400 or more 10 times and 500 or more four times
- Over the past 10 years, the Mountaineers has thrown for 300 or more yards 38 times
- West Virginia is 36-17 when passing for 300 or more yards since 2012
- Since 2015, West Virginia produced 72 games with 400 or more yards of total offense
- WVU has gained at least 500 yards of total offense 14 times since 2019, most recently on Oct. 5, 2024, at Oklahoma State
- West Virginia ranked No. 28 in FBS in fourth-down conversion rate (62.5%)
- WVU only committed 57 penalties for 446 total yards in 2024, tying it No. 10 in FBS for fewest penalties committed
- WVU ranked No. 10 in fewest penalties per game (4.38), ranked seventh for fewest penalty yards (446) and sixth for fewest penalty yards per game (34.31)
- WVU was No. 31 in FBS in first downs with 294 in the 2024 season
- West Virginia possessed the ball 32:00 per game, ranking No. 17 in the country this season
- Greene finished his career tied for No. 8 in WVU football history with 28 career rushing touchdowns
- Donaldson ranked No. 6 in WVU football history with 30 career rushing touchdowns
- Greene threw for 200 or more yards in 12 of his last 18 games
- Greene ranked 10th all-time in program history with 5,370 passing yards
- Greene rushed for at least 85 yards in five of his last seven games
- Greene had five career games with at least 100 rushing yards
- Greene was the fourth WVU quarterback in school history to throw for at least 3,500 yards and rush for at least 1,500 yards for his career
- At Pitt in 2024, Greene became the 12th player in WVU history to account for more than 5,000 yards
- Tight end Kole Taylor ranked sixth all-time in career receiving yards for a tight end (892)
- Taylor also ranked fourth all-time in career receptions for a tight end with 78
- Against Cincinnati, the Mountaineers failed to eclipse 100 yards on the ground, marking the team's first win when not rushing for 100 yards since defeating Army in the Liberty Bowl (Dec. 31, 2020)



SEAN MARTIN

TJ JACKSON II

WEST VIRGINIA DEFENSE

- The 2024 season's defensive roster included 20 true freshmen, nine redshirt freshmen, two sophomores, nine redshirt sophomores, one junior, eight redshirt juniors, 10 seniors and two redshirt seniors
- This 2024 season's defensive personnel included 11 cornerbacks, one defensive back, 21 defensive linemen, 12 linebackers, 10 safeties, three spears and three spurs
- Linebacker Trey Lathan posted 10 tackles against Texas Tech, marking his second game this season with double-digit tackles
- Safety Anthony Wilson Jr. intercepted his second pass of the season against the Red Raiders
- The Mountaineers forced a turnover (four fumbles, two interceptions) in four of the last six games of the 2024 season
- WVU tied for No. 32 in FBS with two defensive touchdowns this season
- Wilson ranked fifth in the Big 12 in tackles and linebacker Josiah Trotter ranked seventh
- Defensive lineman TJ Jackson finished No. 2 in the Big 12 in tackles for loss with 14
- Jackson ranked fifth in the conference in sacks with 6.5 this season
- Twelve players eclipsed 30 tackles this season: Anthony Wilson Jr. (102), Josiah Trotter (93), Trey Lathan (79), Tyrin Bradley Jr. (56), Reid Carrico (54), Fatorma Mulbah (50), Garnett Hollis Jr. (46), Jaheem Joseph (41), TJ Jackson II (40), Ben Cutter (39), Dontez Fagan (37), Kekoura Tarnue (35)
- WVU was one of two teams in the Big 12 with two players ranked in the top 10 in total tackles
- West Virginia held six of 13 opponents to less than 130 rushing yards this season
- The West Virginia defense held 19 of its last 25 opponents to fewer than 300 yards passing
- WVU has recorded at least four tackles for loss in 29 out of the last 34 games
- WVU's defense also has recorded multiple sacks in a game in 12 of the last 18 games

- Since 2019, the Mountaineers recorded at least one sack 63 times
- Over the past 10 years, the Mountaineers have held their opponents to fewer than 300 yards of total offense 26 times
- West Virginia held its opponents to fewer than 300 yards passing in 55 of its last 70 games
- Since 2019, WVU held opposing teams to fewer than 250 yards passing 41 times, fewer than 200 yards 25 times and fewer than 150 yards 11 times
- WVU is 104-15 since 2002 when winning the turnover battle
- The West Virginia defense scored two touchdowns off Cincinnati turnovers (Nov. 9, 2024), a 79-yard interception return by Anthony Wilson Jr. and an 8-yard fumble return by Tyrin Bradley Jr., marking the first time that WVU has scored two non-offensive touchdowns in a game since Oct. 28, 2017 against Oklahoma State
- West Virginia's two defensive touchdowns in one game against UC were its first since Nov. 3, 2001, when it scored on an interception (50) and a fumble return (10) against Rutgers, both by Shawn Hackett
- West Virginia has scored two defensive touchdowns in a game three times since 2000, while it was the eighth time it has scored two non-offensive TDs in a game since 2000

WEST VIRGINIA SPECIAL TEAMS

- The 2024 season's special teams roster included two true freshmen, two redshirt freshmen, two redshirt sophomores, one junior, one redshirt junior, one senior and two redshirt seniors
- Michael Hayes II converted a career-long 52-yard field goal against Texas Tech
- For the 2024 year, Hayes was 12-for-13 on field-goal attempts
- Hayes tied for No. 1 in the Big 12 with a 100% conversion rate on extra points
- For his career, Hayes was 129-for-130 on PATs

- Hayes was 2-for-2 on field goals from 20-29 yards, 4-for-5 on kicks from 30-39 yards, 6-for-6 on field goals from 40-49 yards and 1-for-1 on field goals from 50+
- For his WVU career, Hayes was 9-for-9 on kicks from 20-29 yards, 9-for-10 on field goals from 30-39 yards, 11-for-12 on kicks from 40-49 yards and 1-for-1 on kicks from 50+
- WVU ranked No. 19 in FBS in kick return defense, allowing 17.05 yards per return
- West Virginia ranked No. 37 in kickoff returns, averaging 22.08 yards per return
- The Mountaineers also ranked No. 3 in the Big 12 in kick returns
- Wide receiver Preston Fox ranked No. 1 in the Big 12 in kick returns, averaging 27.6 yards per return
- In the 2024 season, Oliver Straw punted 35 times for 1,530 yards, averaging 43.7 yards per punt
- In 2024, Straw pinned 15 punts inside the 20-yard line, had 12 result in a fair catch and only had two reach the end zone for a touchback
- Straw had five punts travel at least 50 yards this season
- Straw's longest punts of the year traveled 57 yards (vs. Pitt Sept. 14, 2024 and vs. UCF Nov. 23, 2024)
- West Virginia ranked No. 44 in net punting in FBS (39.7)
- Fox ranked No. 5 in the Big 12 in punt returns, averaging 8.1 yards per return

RUNNING FOR 100

- Since 2019, the Mountaineers are 32-14 when rushing for at least 100 yards.
- 2019 (NC State - 173/W, Kansas - 192/W)
- 2020 (Eastern Kentucky - 329/W, Baylor - 134/W, Kansas - 226/W, Kansas State - 184/W, TCU - 180/W)
- 2021 (LIU - 198/W, Virginia Tech - 180/W, TCU - 229/W, Iowa State - 122/W, Texas - 158/W, Kansas - 261/W)
- 2022 (Pitt - 190/L, Kansas - 146/L, Towson - 316/W, Virginia Tech - 218/W, Baylor - 217/W, TCU - 155/L, Oklahoma - 203/W, Kansas State - 153/L, Oklahoma State - 250/W)
- 2023 (Penn State - 146/L, Duquesne - 304/W, Pitt 151/W, Texas Tech - 157/W, TCU - 201/W, Houston - 155/L, Oklahoma State - 226/L, UCF - 286/W, BYU - 336/W, Oklahoma - 176/L, Cincinnati - 426/W, Baylor - 250/W, UNC - 164/W)
- 2024 (UAlbany - 305/W, Pitt - 188/L, Kansas - 148/W, Oklahoma State - 389/W, Iowa State - 148/L, Kansas State - 152/L, Arizona - 203/W, Baylor - 262/L, UCF - 200/W, Texas Tech - 158/L; Memphis - 206/L)



MOUNTAINEER TOP RUSHING MARKS

1.	569	Washington & Lee	November 10, 1923
2.	536	East Carolina	September 28, 2002
3.	517	Connecticut	November 24, 2007
4.	478	East Carolina	September 4, 2004
5.	457	Syracuse	October 14, 2006
6.	458	Oklahoma	November 17, 2012
7.	451	Pitt	November 24, 2005
8.	446	Syracuse	October 30, 1993
9.	446	Rutgers	November 3, 2001
10.	437	Pitt	November 16, 2006
11.	427	Cincinnati	October 17, 1987
12.	426	Kansas	November 21, 2015
13.	424	Cincinnati	November 18, 2023
14.	397	East Carolina	September 22, 2007
15.	394	Eastern Washington	September 9, 2006
16.	389	Oklahoma State	October 5, 2024
17.	382	Georgia	January 2, 2006
18.	379	East Carolina	November 7, 1992
19.	378	Pitt	September 29, 1990

MOUNTAINEER TOP PASSING MARKS

1.	656	Baylor	September 29, 2012
2.	539	Oklahoma	November 23, 2018
3.	532	Arizona State	January 2, 2016
4.	511	Maryland	September 13, 2014
5.	498	Texas Tech	November 9, 2019
6.	469	UConn	October 8, 2011
7.	463	LSU	September 24, 2011
8.	452	Missouri	December 26, 1998
9.	448	James Madison	September 15, 2012
10.	431	Norfolk State	September 10, 2011
11.	429	Tennessee	September 1, 2018
12.	416	Pitt	September 28, 1968
13.	410	Louisville	November 5, 2011
14.	409	Pitt	November 27, 1998
15.	407	Kansas	December 1, 2012
16.	407	Clemson	January 4, 2012
17.	403	East Carolina	September 9, 2017
18.	401	Oklahoma State	November 10, 2012
19.	396	Baylor	October 25, 2018
20.	396	Pitt	October 15, 1994
21.	391	Houston	October 12, 2023
22.	390	Purdue	September 2, 1995
23.	389	Youngstown State	September 10, 2016
24.	388	Maryland	September 17, 2011
25.	380	Miami	October 24, 1998
26.	376	Oklahoma	September 20, 2014
27.	372	Cincinnati	November 12, 2011
28.	371	TCU	November 10, 2018
29.	371	Rutgers	November 9, 1996
30.	371	Virginia Tech	September 3, 2017

MOUNTAINEER TOP TOTAL OFFENSE

1.	807	Baylor	September 29, 2012
2.	778	Oklahoma	November 17, 2012
3.	704	Oklahoma	November 23, 2018
4.	694	Maryland	September 13, 2014
5.	676	Arizona State	January 2, 2016
6.	674	Washington & Lee	November 10, 1923
7.	655	Marshall	September 1, 2012
8.	654	Syracuse	October 30, 1993

9.	650	Texas Tech	October 15, 2016
10.	647	Kansas	December 1, 2012
11.	643	Bowling Green	October 1, 2011
12.	641	Pitt	October 2, 1965
13.	641	Pitt	November 16, 2006
14.	635	Kansas	September 23, 2017
15.	634	Cincinnati	November 18, 2023
16.	630	Kansas	November 21, 2015
17.	627	Rutgers	November 3, 2001
18.	625	Youngstown State	September 8, 2018
19.	624	Towson	September 17, 2022
20.	624	Eastern Kentucky	September 12, 2020
21.	624	Youngstown State	September 10, 2016
22.	624	Connecticut	November 24, 2007
23.	623	Pitt	November 27, 1999
24.	621	East Carolina	September 4, 2004
25.	619	Duquesne	September 9, 2023

NCAA ALL-TIME VICTORY LEADERS

Team	Years	Games	Record	Pct.	
1.	Michigan	145	1,406	1,012-358-36	.732
2.	Ohio State	135	1,364	978-333-53	.736
3.	Alabama	130	1,357	973-341-43	.733
4.	Texas	132	1,388	960-395-33	.704
5.	Notre Dame	135	1,340	960-338-42	.731
6.	Oklahoma	130	1,350	950-347-53	.724
7.	Penn State	138	1,395	941-413-41	.689
8.	Nebraska	135	1,394	925-429-40	.678
9.	Georgia	131	1,377	891-432-54	.667
10.	Tennessee	128	1,355	885-417-53	.673
11.	USC	131	1,308	881-373-54	.694
12.	LSU	131	1,335	851-437-47	.655
13.	Clemson	129	1,328	807-476-45	.625
14.	Auburn	132	1,329	804-478-47	.623
15.	West Virginia	132	1,365	787-533-45	.594
16.	Texas A&M	130	1,342	786-508-48	.604
17.	Washington	135	1,303	781-472-50	.619
18.	Virginia Tech	131	1,335	778-512-46	.600
19.	Pitt	135	1,375	767-566-42	.574
20.	Florida	118	1,255	766-449-40	.626

BIG 12 ALL-TIME VICTORY LEADERS

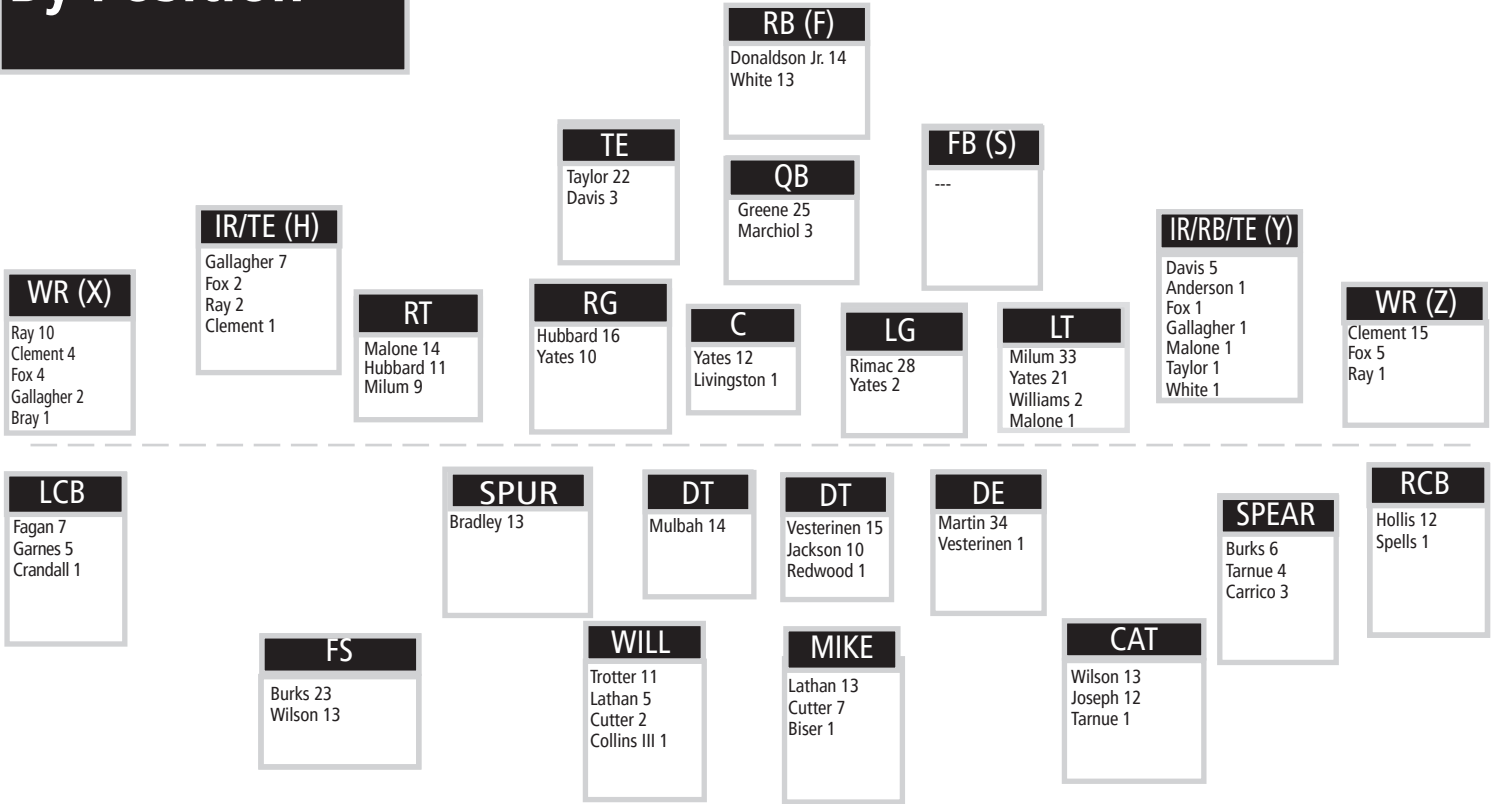
Team	Games	Record	Pct.	
1.	West Virginia	1,365	787-533-45	.593
2.	Colorado	1,315	731-548-36	.570
3.	Utah	1,229	716-482-31	.595
4.	TCU	1,328	694-578-56	.543
5.	Cincinnati	1,330	665-615-50	.519
6.	Arizona State	1,099	649-426-24	.602
7.	Oklahoma State	1,269	640-581-48	.523
8.	Arizona	1,177	638-506-33	.556
9.	Baylor	1,263	625-598-40	.511
10.	BYU	1,097	626-445-26	.582
11.	Kansas	1,354	610-686-58	.472
12.	Texas Tech	1,123	605-486-32	.553
13.	Kansas State	1,294	578-675-41	.462
14.	Iowa State	1,303	576-681-46	.459
15.	Houston	888	473-400-15	.541
16.	UCF	358	202-156-0	.564

CAREER GAMES PLAYED/STARTED

	GP/GS	2024	2023	2022	2021	2020
+Anthony Wilson, r-Sr., S	66/62	13/13	13/13	13/13	12/12	12/11
Michael Hayes, r-Sr., K	61/61	13/13	13/13	12/12	13/13	10/10
Brandon Yates, r-Sr., OL	61/47	13/12	13/13	12/0	13/13	10/9
Kole Taylor, Sr., TE	58/30	13/12	13/11	13/2	12/3	7/2
Sean Martin, Sr., DL	56/34	13/13	13/13	12/8	13/0	5/0
Ty French, Sr., SPUR	53/39	13/0	12/12	14/14	10/10	4/3
Nick Malone, r-Sr., OL	53/17	13/13	13/4	12/0	12/0	2/0
Austin Brinkman, Sr., LS	50/50	12/12	13/13	12/12	13/13	--
Taurus Simmons, Sr., DL	49/0	12/0	12/0	10/0	12/0	3/0
TJ Jackson, Sr., DL	49/32	13/10	12/11	14/11	10/0	--
Wyatt Milum, Sr., OL	47/43	11/11	12/12	12/12	12/8	--
Garrett Greene, Sr., QB	45/25	11/11	12/12	9/2	11/0	2/0
Fatoma Mulbah, Sr., DL	45/14	13/13	13/1	13/0	6/0	--
Kekoura Tarnue, Sr., S	44/30	13/5	13/8	9/9	9/8	--
Tyrin Bradley, Sr., SPUR	43/24	13/13	12/0	11/11	7/0	--
Dontez Fagan, r-Sr., CB	43/26	13/6	12/9	7/7	11/6	--
Treylan Davis, r-Jr., TE	42/8	13/3	13/5	12/0	4/0	--
Preston Fox, r-Jr., WR	41/12	13/7	12/5	12/0	4/0	--
Ja'Quay Hubbard, r-Sr., OL	40/28	13/13	12/4	12/11	3/0	--
Garrett Hollis Sr., CB	39/29	13/12	13/13	8/4	5/0	--
Jaheem Joseph, r-Jr., S	38/19	13/13	13/6	2/1	9/0	1/0
Tomas Rimac, r-Jr., OL	38/29	13/13	11/11	12/5	2/0	--
CJ Cole, r-Jr., WR	37/0	13/0	13/0	9/0	2/0	--
Oliver Straw, Jr., P	37/37	13/13	13/13	11/11	--	--
Caden Biser, r-Jr., LB	36/1	12/0	13/1	11/0	--	--
Aubrey Burks, Sr., S	35/29	6/6	12/12	11/11	6/0	--
Edward Vesterinen, Sr., DL	35/16	2/2	13/13	12/0	8/1	--
Reid Carrico, r-Jr., LB	34/3	12/3	10/0	8/0	4/0	--
CJ Donaldson Jr., So., RB	32/14	13/3	12/10	7/1	--	--
Jaden Bray, r-Jr., WR	30/12	5/1	10/7	3/0	12/4	--
Jacolby Spells, Jr., CB	29/2	8/2	12/0	9/0	--	--
Ayden Games, r-Jr., CB	28/24	6/5	12/12	10/7	--	--
Asani Redwood, r-So., DL	28/1	13/1	11/0	4/0	--	--
Hammond Russell IV, r-Jr., DL	27/0	13/0	12/0	2/0	--	--
Jarel Williams, r-So., WR	27/0	13/0	13/0	1/0	--	--
Ben Cutter, So., LB	26/8	13/0	13/7	--	--	--
Rodney Gallagher, So., WR	26/10	13/7	13/3	--	--	--
Jahiem White, So., RB	25/14	13/11	12/3	--	--	--
Hudson Clement, r-So., WR	23/20	12/12	11/8	--	--	--
Traylon Ray, So., WR	22/14	10/9	12/5	--	--	--
Leighton Bechdel, r-Sr., P	22/0	13/0	7/0	1/0	1/0	--
Trey Lathan, r-So., LB	22/18	13/13	5/5	4/0	--	--
Sullivan Weidman, r-So., OL	21/0	13/0	8/0	--	--	--
Nick Marchiolli, r-So., QB	20/3	8/2	9/1	3/0	--	--
Johnny Williams, r-Fr., OL	18/2	13/2	5/0	--	--	--
Xavier Bausley, r-So., OL	16/11	6/0	11/11	--	--	--
Nick Krahe, r-Fr., OL	15/0	13/0	2/0	--	--	--
Jack Sammarco, Fr., TE	13/0	13/0	--	--	--	--
Zae Jennings, Fr., Spear	12/0	12/0	--	--	--	--
Nate Gabriel, Fr., DL	12/0	12/0	--	--	--	--
Ric'Darious Farmer, Fr., WR	11/0	11/0	--	--	--	--
Curtis Jones Jr., Fr., LB	11/0	11/0	--	--	--	--
Keyshawn Robinson, Fr., S	11/0	11/0	--	--	--	--
Colin McBee, r-So., FB	10/0	4/0	6/0	--	--	--
Clay Ash, Fr., RB	9/0	9/0	--	--	--	--
Landen Livingston, r-So., OL	9/1	7/1	2/0	--	--	--
Israel Boyce, Fr., S	8/0	8/0	--	--	--	--
Aden Tagaloa-Nelson, r-Fr., S	6/0	5/0	1/0	--	--	--
Derek Berlitz, r-So., DL	5/0	3/0	1/0	1/0	--	--
Donald Brandel, r-So., LB	5/0	0/0	5/0	--	--	--
Corey McIntyre, r-Fr., DL	4/0	0/0	4/0	--	--	--
Tyler Cain, r-Fr., LB	4/0	1/0	3/0	--	--	--
Jordan Jackson, r-Fr., S	3/0	0/0	3/0	--	--	--
RJ Kocan, r-So., K	3/0	3/0	--	--	--	--
Maguire Moss, r-So., LS	3/0	2/0	1/0	--	--	--
Rickey Williams, Fr., LB	3/0	3/0	--	--	--	--
Elijah Kinsler, Fr., DL	3/0	3/0	--	--	--	--
Noah Braham, r-Fr., TE	2/0	2/0	--	--	--	--
Diore Hubbard, Fr., RB	2/0	2/0	--	--	--	--
TJ Johnson, r-Fr., TE	2/0	2/0	--	--	--	--
Cooper Young, r-Fr., OL	2/0	0/0	2/0	--	--	--
Makai Byerson, Fr., DL	1/0	1/0	--	--	--	--
Dom Collins, Fr., WR	1/0	1/0	--	--	--	--
Trae'von Dunbar, Fr., RB	1/0	1/0	--	--	--	--
Oryend Fisher, r-Fr., DL	1/0	0/0	1/0	--	--	--
Nate Flower, r-Fr., K	1/0	1/0	--	--	--	--
Brandon Rehmann, Fr., WR	1/0	1/0	--	--	--	--
Key'on Washington, Fr., CB	1/0	1/0	--	--	--	--

+ - Anthony Wilson 2/0 in 2019

Career Starts By Position



2024 OFFENSIVE GAME-BY-GAME STARTERS

Game	WR (X)	WR (Z)	IR/TE (Y)	TE/FB	LT	LG	C	RG	RT	IR/RB/TE	RB	QB
Penn State	Clement	Fox	Taylor	--	Milum	Rimac	Yates	Hubbard	Malone	Ray	White	Greene
Albany	Fox	Clement	Taylor	--	Milum	Rimac	Yates	Hubbard	Malone	Ray	White	Greene
at Pitt	Ray	Fox	Taylor	--	Milum	Rimac	Yates	Hubbard	Malone	Clement	White	Greene
Kansas	Bray	Clement	Taylor	--	Milum	Rimac	Yates	Hubbard	Malone	Gallagher	White	Greene
at Oklahoma State	Ray	Clement	Taylor	Davis	Milum	Rimac	Yates	Hubbard	Malone	--	White	Greene
Iowa State	Ray	Clement	Taylor	Davis	Milum	Rimac	Yates	Hubbard	Malone	--	White	Greene
Kansas State	Ray	Clement	Davis	--	Milum	Rimac	Yates	Hubbard	Malone	Gallagher	White	Greene
at Arizona	Ray	Clement	Taylor	--	Williams	Rimac	Yates	Hubbard	Malone	Gallagher	White	Marchiol
at Cincinnati	Ray	Fox	Taylor	--	Milum	Rimac	Yates	Hubbard	Malone	Gallagher	White	Marchiol
Baylor	Ray	Clement	Taylor	--	Milum	Rimac	Yates	Hubbard	Malone	Gallagher	White	Greene
UCF	Fox	Clement	Taylor	--	Milum	Rimac	Livingston	Hubbard	Malone	Gallagher	Donaldson	Greene
at Texas Tech	Fox	Clement	Taylor	--	Milum	Rimac	Yates	Hubbard	Malone	Gallagher	Donaldson	Greene
vs. Memphis	Fox	Clement	Taylor	--	Williams	Rimac	Yates	Hubbard	Malone	White	Donaldson	Greene

2024 DEFENSIVE GAME-BY-GAME STARTERS

Game	SPUR	DE	DT	DT	WLB	MLB	LCB	FS	CS	SPEAR	RCB
Penn State	Bradley	Martin	Mulbah	Vesterinen	Trotter	Lathan	Garnes	Wilson	Tarnue	Burks	Hollis
Albany	Bradley	Martin	Mulbah	Vesterinen	Trotter	Lathan	Garnes	Wilson	Joseph	Burks	Hollis
at Pitt	Bradley	Martin	Mulbah	Jackson	Trotter	Lathan	Garnes	Wilson	Joseph	Burks	Hollis
Kansas	Bradley	Martin	Mulbah	Jackson	Trotter	Lathan	Crandall	Wilson	Joseph	Burks	Spells
at Oklahoma State	Bradley	Martin	Mulbah	Jackson	Trotter	Lathan	Garnes	Wilson	Joseph	Burks	Hollis
Iowa State	Bradley	Martin	Mulbah	Jackson	Trotter	Lathan	Garnes	Wilson	Joseph	Burks	Hollis
Kansas State	Bradley	Martin	Mulbah	Redwood	Trotter	Lathan	Fagan	Wilson	Joseph	Tarnue	Hollis
at Arizona	Bradley	Martin	Mulbah	Jackson	Trotter	Lathan	Fagan	Wilson	Joseph	Tarnue	Hollis
at Cincinnati	Bradley	Martin	Mulbah	Jackson	Trotter	Lathan	Fagan	Wilson	Joseph	Tarnue	Hollis
Baylor	Bradley	Martin	Mulbah	Jackson	Cutter	Lathan	Fagan	Wilson	Joseph	Tarnue	Hollis
UCF	Bradley	Martin	Mulbah	Jackson	Trotter	Lathan	Fagan	Wilson	Joseph	Carrico	Hollis
at Texas Tech	Bradley	Martin	Mulbah	Jackson	Trotter	Lathan	Fagan	Wilson	Joseph	Carrico	Hollis
vs. Memphis	Bradley	Martin	Mulbah	Jackson	Cutter	Lathan	Fagan	Wilson	Joseph	Carrico	Hollis



DEFENSIVE/SPECIAL TEAMS TOUCHDOWNS SINCE 2000

2024

Tyrin Bradley Jr. 14 fumble return at Cincinnati
 Anthony Wilson Jr. 79 interception return at Cincinnati
 Leighton Bechdel 14 yard fake field goal rush at Arizona

2023

Beanie Bishop Jr. 78 punt return vs. North Carolina

2022

Malachi Ruffin 43 interception return vs. Kansas State
 Jasir Cox 65 fumble return vs. Baylor
 Jacolby Spells 28 interception return at Virginia Tech

2021

Winston Wright Jr. 90 kickoff return vs. LIU

2020

Dylan Tonkery 18 interception return vs. Kansas State

2019

Winston Wright Jr. 95 kickoff return at Baylor
 Tykee Smith 19 interception return vs. Iowa State

2018

Derrek Pitts Jr. 72 blocked field goal return at Iowa State
 Keith Washington Jr. 51 interception return at Texas Tech

2017

Kenny Robinson 94 interception return vs. Texas
 Kenny Robinson 39 interception return vs. Oklahoma State
 Marvin Gross Jr. 0 return (blocked punt) vs. Oklahoma State
 Mike Daniels Jr. 25 interception return at Kansas

2016

Rasul Douglas 54 interception return vs. BYU

2015

Terrell Chestnut 32 interception return at Kansas
 Jared Barber 42 fumble return vs. Texas
 Shelton Gibson 100 kickoff return at Baylor

2014

KJ Dillon 35 interception return vs. Texas A&M
 Terrell Chestnut 35 fumble recovery vs. TCU
 Dravon Henry 52 interception return at Oklahoma State
 Mario Alford 94 kickoff return vs. Kansas
 Mario Alford 100 kickoff return vs. Alabama

2013

Karl Joseph 38 fumble return vs. Iowa State
 Karl Joseph 0 fumble recovery on punt return at Baylor
 Darwin Cook 32 interception return at Baylor
 Ishmael Banks 58 interception return vs. Oklahoma State

2012

Tavon Austin 76 punt return vs. TCU
 Tavon Austin 100 kickoff return vs. Kansas State
 Doug Rigg 51 fumble return vs. Maryland
 Isaiah Bruce 43 fumble return vs. Marshall

2011

Darwin Cook 99 fumble return vs. Clemson
 Pat Miller 52 interception return at USF
 Tavon Austin 90 kickoff return at USF
 Julian Miller 0 fumble recovery at Cincinnati
 Terence Garvin 37 interception return at Maryland
 Tavon Austin 100 kickoff return vs. Marshall

2009

Sidney Glover 24 interception return at Rutgers
 Tavon Austin 98 kickoff return vs. UConn

2008

Morty Ivy 29 interception return vs. Villanova

2007

Reed Williams 0 fumble recovery vs. UConn
 Eric Wicks 44 fumble return vs. Louisville
 Keilen Dykes 19 interception return vs. Syracuse

2006

Vaughn Rivers 50 punt return vs. Mississippi State
 Darius Reynaud 96 kickoff return vs. Maryland

2005

Jamille Addae 40 interception return vs. Pitt
 Thandi Smith 1 punt return vs. Rutgers
 Antonio Lewis 77 punt return vs. East Carolina
 Eric Wicks 31 interception return vs. Syracuse

2004

Mike Lorello 21 interception return vs. Connecticut
 Eric Wicks 34 interception return vs. Virginia Tech
 Adam Lehnortt 21 fumble return vs. James Madison
 Adam Jones 76 punt return vs. East Carolina

2003

Lance Frazier 64 punt return vs. Temple
 Adam Jones 47 fumble return vs. Temple
 Adam Jones 49 interception return vs. Boston College
 Adam Jones 87 kickoff return vs. Boston College
 Joe Hunter 0 blocked punt return vs. UCF

2002

Arthur Harrison 0 fumble recovery vs. East Carolina
 Angel Estrada 43 interception return vs. Rutgers

2001

Shawn Terry 100 kickoff return vs. Maryland
 Shawn Hackett 10 fumble return vs. Rutgers
 Shawn Hackett 50 interception return vs. Rutgers

2000

Grant Wiley 22 interception return vs. Boston College
 Shawn Hackett 41 interception return vs. Boston College
 Grant Wiley 15 interception return vs. Idaho
 Ben Meighan 36 fumble return vs. Virginia Tech
 Shawn Terry 100 kickoff return vs. Syracuse
 Richard Bryant 49 interception return vs. Rutgers
 Jason Davis 0 fumble return vs. East Carolina
 Shawn Terry 89 kickoff return vs. Pitt
 Lance Frazier 32 interception return vs. Pitt
 Shawn Terry 99 kickoff return vs. Ole Miss

2024 Home and Away

Rushing	Att-Yds-Avg-TD	Avg/Gm
Home (3-4)	280-1,300-4.6-14	185.7
Away (3-3)	249-1,218-4.9-13	203.0
Passing	Comp-Att-Yds-Avg-TD-Int	Avg/Gm
Home (3-4)	115-208-1,408-12.2-11-8	201.1
Away (3-3)	111-163-1,326-11.9-9-6	221.0
Total Offense	Rush-Pass-Total-Avg-TD	Avg/Gm
Home (3-4)	1,300-1,408-2,708-5.5-25	386.9
Away (3-3)	1,218-1,326-2,544-6.2-22	424.0
Rush Defense	Att-Yds-Avg-TD	Avg/Gm
Home (3-4)	263-1,139-4.3-16	162.7
Away (3-3)	181-738-4.1-12	123.0
Pass Defense	Comp-Att-Yds-Avg-TD-Int	Avg/Gm
Home (3-4)	119-194-1,789-15.0-14-1	255.6
Away (3-3)	128-192-1,732-13.5-12-4	288.7
Total Defense	Rush-Pass-Total-Avg-TD	Avg/Gm
Home (3-4)	1,139-1,789-2,928-6.4-30	418.3
Away (3-3)	738-1,732-2,470-6.6-24	411.7

TOP GAME PERFORMANCES ...

West Virginia

100-Yard Rushers

Date	Opponent	Player	Att.	Yards	Avg.	TD	Long
9/7	UAlbany	Donaldson	14	125	8.9	1	48
9/7	UAlbany	White	10	100	10.0	1	36
10/5	Oklahoma St.	White	19	158	8.3	1	26
11/16	Baylor	Greene	22	129	5.9	2	20
11/30	Texas Tech	White	14	124	8.9	1	27

100-Yard Receivers

Date	Opponent	Player	Rec.	Yards	Avg.	TD	Long
9/21	Kansas	Clement	7	150	21.4	0	39
12/17	Memphis	Clement	11	166	15.0	2	37

300-Yard Passers

Date	Opponent	Player	Comp.	Att.	Yards	TD	Long
12/17	Memphis	Greene	29	40	328	2	37

10+Tackles

Date	Opponent	Player	Solo	Assist	Total	TFL	Sacks
8/31	Penn State	Trotter	5	5	10	0	0
9/21	Kansas	Trotter	6	5	11	0	0
9/21	Kansas	Lathan	5	5	10	1	0
10/12	Iowa State	Trotter	6	6	12	0	0
11/9	Cincinnati	Mulbah	5	8	13	1	0
11/9	Cincinnati	Trotter	3	9	12	2	0
11/9	Cincinnati	Wilson	6	5	11	0	0
11/16	Baylor	Carrico	2	14	16	0	0
11/16	Baylor	Wilson Jr.	9	6	15	0	0
11/23	UCF	Wilson Jr.	5	5	10	0	0
11/30	Texas Tech	Lathan	9	1	10	1	0

Opponents

100-Yard Rushers

Date	Opponent	Player	Att.	Yards	Avg.	TD	Long
8/31	Penn State	Singleton	13	114	8.8	1	40
9/21	Kansas	Neal	27	110	4.1	1	11
11/16	Baylor	Washington	18	123	6.8	3	51
11/23	UCF	Harvey	16	130	8.1	2	28
11/30	Texas Tech	Brooks	23	188	8.2	3	37

100-Yard Receivers

Date	Opponent	Player	Rec.	Yards	Avg.	TD	Long
8/31	Penn State	Wallace	5	117	23.4	2	50
10/12	Iowa St.	Higgins	6	102	17.0	0	37
10/26	Arizona	McMillan	10	202	20.2	2	54
11/9	Cincinnati	Pryor	5	100	20.0	1	80
11/16	Baylor	Camron	5	101	20.2	1	43
11/30	Texas Tech	Kelly	9	150	16.7	0	41
12/17	Memphis	Blankumsee	4	120	30.0	1	89
12/17	Memphis	Taylor	5	116	23.2	0	48

300-Yard Passers

Date	Opponent	Player	Comp.	Att.	Yards	TD	Long
9/7	UAlbany	Burkett	18	39	306	1	49
9/14	Pitt	Holstein	21	30	301	3	42
11/16	Baylor	Robertson	26	36	329	3	43
11/30	Texas Tech	Morton	28	41	359	2	41

10+Tackles

Date	Opponent	Player	Solo	Assist	Total	TFL	Sacks
8/31	Penn State	Winston	7	5	12	0	0
9/7	UAlbany	Lunan	7	4	11	0	0
9/7	UAlbany	Joe-Kamara	6	4	10	0	0
9/7	UAlbany	Holmes	5	5	10	1	0
9/14	Pitt	McMillon	5	8	13	0	0
9/14	Pitt	Louis	5	8	13	1	0
9/14	Pitt	Biles	8	4	12	2	0
10/5	Oklahoma St.	Roberson	6	6	12	2	1
10/12	Iowa St.	Verdon	4	6	10	0	0
10/19	Kansas St.	Romaine	4	8	12	0	0
10/26	Arizona	Johnson	5	8	13	1	0
10/26	Arizona	Luttrell	3	8	11	0	0
11/16	Baylor	Thomas	8	4	12	1	1
11/23	UCF	Alexander	5	12	17	1	0
11/23	UCF	Barr	1	11	12	0	0
12/17	Memphis	Martin	7	10	17	1	0
12/17	Memphis	Herring	4	6	10	0	0

Special Teams Tackles

Player	Total	UA/A	KO	P	PSU	ALB	PITT	KS	OSU	ISU	KSU	AZ	UC	BU	UCF	TT	MEM
Ben Cutter	7	5/2	6	1	0/0	0/1	0/0	1/0	0/0	0/0	2/0	0/0	1/1	0/0	0/0	0/0	1/0
Trey Lathan	7	3/4	6	1	0/0	0/2	0/1	0/0	0/0	0/0	0/0	0/1	0/0	1/0	1/0	0/0	1/0
Reid Carrico	5	3/2	5	0	0/1	0/0	0/0	0/0	0/0	1/0	0/0	1/0	0/0	0/0	0/1	1/0	0/0
Caden Biser	4	1/3	3	1	0/1	0/2	0/0	0/0	0/0	0/0	0/0	0/0	0/0	0/0	0/0	0/0	1/0
Garnett Hollis Jr.	4	2/2	4	0	1/0	0/0	1/0	0/0	0/0	0/0	0/0	0/0	0/1	0/0	0/1	0/0	0/0
Ty French	3	3/0	3	0	0/0	0/0	0/0	0/0	2/0	0/0	0/0	0/0	1/0	0/0	0/0	0/0	0/0
Keyshawn Robinson	3	1/2	1	2	0/0	0/0	0/0	0/0	0/0	0/0	0/1	0/1	0/0	0/0	0/0	1/0	0/0
Kekoura Tarnue	3	3/0	3	0	1/0	1/0	0/0	0/0	1/0	0/0	0/0	0/0	0/0	0/0	0/0	0/0	0/0
Zae Jennings	2	2/0	2	0	0/0	0/0	0/0	0/0	0/0	0/0	0/0	1/0	0/0	1/0	0/0	0/0	0/0
Taurus Simmons	2	1/1	2	0	0/0	0/0	0/0	1/0	0/1	0/0	0/0	0/0	0/0	0/0	0/0	0/0	0/0
Jarel Williams	2	1/1	1	1	0/0	0/0	0/0	0/0	0/0	0/0	0/0	0/0	0/0	0/0	0/1	1/0	0/0
Anthony Wilson Jr.	2	2/0	2	0	1/0	0/0	0/0	0/0	0/0	0/0	0/0	0/0	0/0	1/0	0/0	0/0	0/0
Austin Brinkman	1	0/1	0	1	0/0	0/0	0/0	0/0	0/0	0/0	0/1	0/0	0/0	0/0	0/0	0/0	0/0
Will Dixon	1	0/1	1	0	0/0	0/1	0/0	0/0	0/0	0/0	0/0	0/0	0/0	0/0	0/0	0/0	0/0
Preston Fox	1	1/0	1	0	0/0	0/0	0/0	0/0	0/0	0/0	0/0	0/0	0/0	1/0	0/0	0/0	0/0
Ayden Garnes	1	1/0	1	0	0/0	0/0	1/0	0/0	0/0	0/0	0/0	0/0	0/0	0/0	0/0	0/0	0/0
Curtis Jones	1	0/1	1	0	0/0	0/0	0/0	0/0	0/1	0/0	0/0	0/0	0/0	0/0	0/0	0/0	0/0
Nick Krahe	1	0/1	1	0	0/0	0/0	0/0	0/0	0/0	0/0	0/0	0/0	0/0	0/0	0/1	0/0	0/0
Josiah Trotter	1	0/1	1	0	0/0	0/0	0/1	0/0	0/0	0/0	0/0	0/0	0/0	0/0	0/0	0/0	0/0



West Virginia Bests

Rushing Yards.....	569 vs. Washington & Lee	1923
Passing Yards.....	656 vs. Baylor	2012
Total Yards.....	807 vs. Baylor	2012
Total First Downs.....	37 vs. Maryland	2015
Low Rushing Yards All.....	30 vs. Florida	1981
Low Passing Yards All.....	0 vs. Pitt	1981
Low Total Yards Allowed.....	14 vs. Maryland	1919
Fewest First Downs All.....	0 vs. Maryland	1919
Longest TD run.....	96 vs. N. Illinois	1986
Longest Non-TD Run.....	79 vs. Louisville 2008, Baylor	2018
Longest TD Reception.....	96 vs. Penn State	1973
Longest Non-TD Reception.....	84 vs. Miami	2003
Points (Game).....	92 vs. Marshall	1916
Victory Margin.....	89 vs. Geneva	1951

West Virginia Bests - 2020 Decade

Rushing Yards.....	424 vs. Cincinnati '23
Passing Yards.....	391 vs. Houston '23
Total Yards.....	634 vs. Cincinnati '23
Total First Downs.....	32 vs. Towson '22, Va. Tech '22
First Downs Rushing.....	23 vs. Cincinnati '23
First Downs Passing.....	19 vs. Kansas '22
Low Rushing Yards All.....	3 vs. Duquesne '23
Low Passing Yards All.....	57 vs. Army '20
Low Total Yards Allowed.....	95 vs. LIU '21
Fewest First Downs All.....	7 vs. KU '20
Fewest 1st Downs Rushing All.....	1 vs. VT '22, Duq '23
Fewest 1st Downs Passing All.....	2 vs. Army '20, LIU '21
Longest TD run.....	87 vs. KU '20
Longest Non-TD Run.....	67 vs. TCU '21
Longest TD Reception.....	75 vs. Cincinnati '23
Longest Non-TD Reception.....	58 vs. KSU '20
Points (Game).....	66 vs. LIU '21
Points (Half).....	45 vs. Towson '22 (First)
Points (Qtr).....	28 vs. ECU '20 (Second), Duq '23 (Second)
Victory Margin.....	66 vs. LIU '21

West Virginia Bests - Neal Brown Era

Rushing Yards.....	424 vs. Cincinnati '23
Passing Yards.....	498 vs. Texas Tech '19
Total Yards.....	634 vs. Cincinnati '23
Total First Downs.....	32 vs. Towson '22, Va. Tech '22
First Downs Rushing.....	23 vs. Cincinnati '23
First Downs Passing.....	21 vs. Texas Tech '19
Low Rushing Allowed.....	3 vs. Duquesne '23
Low Passing Yards Allowed.....	57 vs. Army '20
Low Total Yards Allowed.....	95 vs. LIU '21
Fewest 1st Downs Allowed.....	7 vs. KU '20
Fewest 1st Downs Rushing All.....	1 vs. VT '22, Duq '23
Fewest 1st Downs Passing All.....	2 vs. Army '20, LIU '21
Longest TD run.....	87 vs. KU '20
Longest Non-TD Run.....	67 vs. TCU '21
Longest TD Reception.....	83 vs. BU '19
Longest Non-TD Reception.....	58 vs. KSU '20
Points (Game).....	66 vs. LIU '21
Points (Half).....	45 vs. Towson '22 (First)
Points (Qtr).....	28 vs. ECU '20 (Second), Duq '23 (Second)
Victory Margin.....	66 vs. LIU '21

Pronunciation Guide

FIRST NAMES

Aden (Tagaloa-Nelson).....	Ay-din
Asani (Redwood).....	Ah-sohn-E
Braham (Noah).....	bram
Diore (Hubbard).....	Dee-or
Fatorma (Mulbah).....	Fuh-torm-uh
Jahiem (White).....	juh-heem
Ja'Quay (Hubbard).....	juh-KWAY
Jarel (Williams).....	juh-rell
Kekoura (Tarnue).....	keh-koo-rah
Key'on (Washington).....	key-on
Khalil (Wilkins).....	kah-lil
Obinna (Onwuka).....	O-bean-uh
Oryend (Fisher).....	oh-ry-en
Ric'Darius (Farmer).....	Rick-Darius
Taurus (Simmons).....	Tar-us
Tomas (Rimac).....	Toe-moss
Trae'von (Dunbar).....	Tray-von
Traylon (Ray).....	tray-lin
Treylin (Davis).....	tray-lin
Tyrin (Bradley).....	tie-rin
Zae (Jennings).....	zay

LAST NAMES

Altuner (Kyle).....	all-tune-er
Bechdel (Leighton).....	beck-dole
Brandel (Donald).....	brand-ohl
Carrico (Reid).....	care-eh-coe
Genross (Greg).....	Jen-Ross
Goins (Quintin).....	goy-ens
Kocan (T.J.).....	ko-shan
Kovalesky (Raymond).....	cove-uh-less-kee
Krahe (Nick).....	cray
Marchiol (Nicco).....	Mark-E-ole
Milum (Wyatt).....	my-lum
Mulbah (Fatorma).....	mall-buh
Onwuka (Obinna).....	on-woo-kah
Phares (Andrew).....	fair-us
Rehmann (Brandon).....	ray-man
Rimac (Tomas).....	ree-mack
Shabazz (Deuce).....	shuh-bazz
Tagaloa-Nelson (Aden).....	tag-uh-low-uh
Tarnue (Kekoura).....	tar-new
Vesterinen (Edward).....	vest-ur-en-in
Weidman (Sullivan).....	weed-man
Ulloa (Jonah).....	U-low-uh

Scoring 20 or more in a quarter

- In 2024, West Virginia scored 20 points in the second quarter at Oklahoma State (10/5), marking the fourth year in a row that WVU has scored 20 or more points in a quarter.
- WVU scored 20 or more points in two quarters against Towson in 2022, LIU in 2021 and in back-to-back games against East Carolina and Delaware State in 2017. WVU added a third consecutive game with 20 or more points in two quarters at Kansas the following weekend.
- WVU has scored 20 or more points in a quarter 77 times since 2000 and has done it in two quarters of a game 13 different times.

Game	Year	Points	Quarter
Oklahoma State	2024	21	2nd
Baylor	2023	20	2nd
Cincinnati	2023	21	2nd
Houston	2023	22	4th
Duquesne	2023	28	2nd
Towson	2022	24	2nd
Towson	2022	21	1st
LIU	2021	21	3rd
LIU	2021	21	1st
Kansas State	2020	21	2nd
Eastern Kentucky	2020	28	2nd
Oklahoma	2018	21	3rd
TCU	2018	24	2nd
Baylor	2018	31	2nd
Texas Tech	2018	28	1st
Youngstown State	2018	21	3rd
Tennessee	2018	20	3rd
Kansas State	2017	21	2nd
Baylor	2017	21	3rd
Texas Tech	2017	22	4th
Kansas	2017	21	4th
Kansas	2017	28	2nd
Delaware State	2017	21	2nd
Delaware State	2017	24	1st
East Carolina	2017	28	2nd
East Carolina	2017	21	1st
Kansas	2016	21	2nd
Texas Tech	2016	21	4th
Kansas	2015	28	1st
Maryland	2015	21	1st
Texas A&M	2014	20	1st
Iowa State	2014	20	2nd
Towson	2014	21	2nd
Baylor	2013	21	4th
Georgia State	2013	21	4th
Kansas	2012	21	2nd
TCU	2012	21	2nd
Baylor	2012	21	3rd
Baylor	2012	21	2nd
James Madison	2012	21	1st
Marshall	2012	21	3rd
Marshall	2012	21	2nd
vs. Clemson	2011	35	2nd
Connecticut	2011	23	3rd
Bowling Green	2011	21	2nd
Norfolk State	2011	28	3rd
UNLV	2010	21	1st
Auburn	2009	21	1st
North Carolina	2008	21	1st
Louisville	2008	21	3rd
UConn	2008	21	3rd
UConn	2007	21	4th
UConn	2007	21	3rd
Miss. State	2007	28	1st
at Marshall	2007	21	3rd
at Marshall	2007	21	4th
W. Michigan	2007	21	3rd
vs. Ga. Tech	2006	21	3rd
Cincinnati	2006	21	2nd
Cincinnati	2006	21	3rd
Syracuse	2006	21	3rd
at Miss. State	2006	21	4th
Maryland	2006	21	1st
vs. Georgia	2005	21	1st
Pitt	2005	21	4th
UConn	2005	21	2nd
at Maryland	2005	24	4th
James Madison	2004	21	2nd
East Carolina	2004	28	2nd
Temple	2003	21	1st
at East Carolina	2003	20	2nd
at East Carolina	2003	21	3rd
at Temple	2002	21	1st
UT-Chattanooga	2002	21	2nd
UT-Chattanooga	2002	21	4th
Rutgers	2001	28	1st

2024 MOUNTAINEER ROSTER

No.	Name	Pos.	Ht.	Wt.	Cl.	Exp.	Hometown/High School/Previous College
0	Ayden Garnes	CB	6-0	175	r-Jr.	TR	Philadelphia, Pa./Monsignor Bonner/Duquesne
1	Garnett Hollis Jr.	CB	6-1	201	Sr.	TR	Nashville, Tenn./Battle Ground Academy/Northwestern
1	Jahiem White	RB	5-7	191	So.	1vl	York, Pa./William Penn Senior
2	Aubrey Burks	S	5-11	209	Sr.	2vl	Oakridge, Fla./Auburndale
2	Justin Robinson	WR	6-4	220	Sr.	TR	McDonough, Ga./Eagles Landing/Georgia/Mississippi State
3	Hudson Clement	WR	6-1	198	r-So.	1vl	Martinsburg, W.Va./Martinsburg
3	Jaheem Joseph	S	5-10	190	r-Jr.	TR	Miami, Fla./Monsignor Edward Pace/Northwestern
4	CJ Donaldson Jr.	RB	6-2	238	Jr.	2vl	Miami, Fla./Gulliver Prep
4	Trey Lathan	LB	6-1	226	r-So.	1vl	Goulds, Fla./Gulliver Prep
5	Jaden Bray	WR	6-2	205	r-Jr.	TR	Norman, Okla./Norman/Oklahoma State
5	Sean Martin	DL	6-5	295	Sr.	3vl	Bluefield, W.Va./Bluefield
6	Garrett Greene	QB	5-11	201	Sr.	3vl	Tallahassee, Fla./Chiles
6	Jacolby Spells	CB	5-11	186	Jr.	2vl	Fort Lauderdale, Fla./American Heritage
7	Abe Fenwick	QB	6-3	200	Fr.	HS	Charleston, W.Va./George Washington
7	Traylon Ray	WR	6-1	195	So.	1vl	Tallahassee, Fla./North Florida Christian
8	Tyrin Bradley Jr.	SPUR	6-2	255	Sr.	1vl	Lubbock, Texas/Monterey/Abilene Christian
8	Nicco Marchiol	QB	6-1	223	r-So.	1vl	Chandler, Ariz./Hamilton
10	Jarel Williams	WR	6-2	204	r-So.	1vl	Saraland, Ala./Saraland
11	Ric'Darious Farmer	WR	5-11	165	Fr.	HS	Melbourne, Fla./Melbourne Central Catholic
11	T.J. Jackson II	DL	6-1	282	Sr.	TR	Millbrook, Ala./Stanhope Elmore/Troy
12	Scott Kean	QB	6-2	203	r-So.	SQ	Weston, Fla./St. Thomas Aquinas
12	Anthony Wilson Jr.	S	5-9	198	r-Sr.	1vl	Columbia, S.C./Spring Valley/Georgia Southern
13	Dontez Fagan	DB	6-0	175	r-Sr.	TR	Ardmore, Okla./Millwood/Central Okla./Indep. CC/Charlotte
14	Kekoura Tarnue	S	6-1	195	r-Sr.	TR	Monrovia, Liberia, Coon Rapids/Jacksonville State
14	Khalil Wilkins	QB	6-3	195	Fr.	HS	Upper Marlboro, Md./Theodore Roosevelt
15	Ryder Burton	QB	6-2	200	r-Fr.	TR	Springville, Utah/Springville/BYU
15	Ben Cutter	LB	6-0	225	So.	1vl	Denver, N.C./East Lincoln
16	Mikey Preston	S	5-10	170	Fr.	HS	Philadelphia, Pa./Roman Catholic
17	Jackson Crist	QB	6-2	208	r-Jr.	SQ	Canfield, Ohio/Canfield
17	Zae Jennings	SPEAR	6-0	185	Fr.	HS	Cincinnati, Ohio/Winton Woods
18	Israel Boyce	S	5-11	190	Fr.	HS	Douglasville, Ga./Douglas County
18	Brandon Rehmann	WR	6-0	190	Fr.	HS	Blackwood, N.J./St. Joseph's Preparatory School
19	Key'on Washington	CB	6-1	175	Fr.	HS	Waldorf, Md./Saint Charles
20	Diore Hubbard	RB	5-11	185	Fr.	HS	Gahanna, Ohio/Gahanna Lincoln
20	Keyshawn Robinson	CB	6-0	175	Fr.	HS	Ranson, W.Va./Jefferson
22	Michael Hayes II	K	5-9	185	r-Sr.	1vl	Florence, S.C./West Florence/Georgia State
23	Trae'von Dunbar	RB	5-10	205	Fr.	HS	Graniteville, S.C./Midland Valley
24	Rodney Gallagher III	WR	5-10	178	So.	1vl	Uniontown, Pa./Laurel Highlands
25	Jordan Jackson	CB	5-11	183	r-Fr.	SQ	Cincinnati, Ohio/Fairfield
26	Murphy Clement	RB	6-2	200	r-Fr.	HS	Martinsburg, W.Va./Martinsburg
26	Jason Cross Jr.	DB	6-1	171	Fr.	HS	Pittsburgh, Pa./Bishop Canevin
27	Clay Ash	RB	5-9	195	Fr.	HS	Leesburg, Va./IMG Academy
27	Chris Henry	DB	6-0	190	Fr.	HS	Ocala, Fla./Dunnellon
28	Mykel Davis	RB	6-2	180	Fr.	HS	Wheeling, W.Va./Wheeling Park
28	Aden Tagaloa-Nelson	S	6-1	200	r-Fr.	SQ	Lexington, Ky./Woodford County
29	Preston Fox	WR	5-10	191	r-Jr.	2vl	Morgantown, W.Va./Morgantown
29	Deuce Shabazz II	CB	5-11	186	r-So.	SQ	Marietta, Ga./Harrison/Pitt
30	Judah Price	RB	5-7	168	r-Fr.	SQ	Coal City, W.Va./Independence
30	Rickey Williams	LB	6-2	230	Fr.	HS	Akron, Ohio/Archbishop Hoban
31	Obinna Onwuka	SPUR	6-4	234	Fr.	HS	Upper Marlboro, Md./C.H. Flowers
34	Andrew Phares	WR	5-9	158	Fr.	HS	Morgantown, W.Va./Morgantown
35	Reid Carrico	LB	6-2	232	r-Jr.	TR	Ironton, Ohio/Ironton/Ohio State
36	Caden Biser	LB	6-0	232	r-Jr.	2vl	Keyser, W.Va./Morgantown
36	Noah Braham	TE	6-3	245	r-Fr.	SQ	Morgantown, W.Va./University
37	Jayden Bell	CB	5-10	156	r-Fr.	SQ	Fort Lauderdale, Fla./Saint Thomas Aquinas
38	Donald Brandel	LB	6-0	224	r-So.	RS	Morgantown, W.Va./University
38	Macquire Moss	LS	6-1	225	r-So.	SQ	Batavia, Ill./Batavia
39	Nasai Bell	S	6-3	205	Fr.	HS	Ridgely, Md./North Carolina
41	Curtis Jones Jr.	LB	6-2	210	Fr.	HS	Huntington, W.Va./Cabell Midland
41	Oliver Straw	P	6-2	210	Jr.	2vl	Melbourne, Australia/Mentone Grammar School
42	RJ Kocan	K	5-10	236	r-So.	SQ	West Islip, N.Y./St. John the Baptist
43	Austin Brinkman	LS	6-4	241	Sr.	3vl	Bel Air, Md./The John Carroll School
43	Colin McBee	FB	6-0	239	r-So.	SQ	Morgantown, W.Va./University

2024 MOUNTAINEER ROSTER

No.	Name	Pos.	Ht.	Wt.	Cl.	Exp.	Hometown/High School/Previous College
44	Oryend Fisher	DL	6-6	225	r-Fr.	SQ	Georgetown, Ky./Great Crossing
44	Casey Stanley	K	6-3	180	Fr.	HS	Parkersburg, W.Va./Parkersburg
45	Taurus Simmons	DL	6-2	250	Sr.	3vl	Savannah, Ga./Jenkins
46	Luke Savino	P	5-10	180	r-Fr.	SQ	Somers, N.Y./Somers
47	Ty French	SPUR	6-1	225	Sr.	TR	Moultrie, Ga./Colquitt County/Gardner-Webb
48	Tyler Cain	LB	6-2	228	r-So.	SQ	Beaver Falls, Pa./Beaver Falls/Navy Prep
48	Nate Flower	K	6-2	185	r-Fr.	SQ	Fairmont, W.Va./Fairmont Senior
50	Brandon Yates	OL	6-4	310	r-Sr.	4vl	Middletown, Del./Liberty (Las Vegas, Nev.)
51	Raymond Kovalesky	LB	6-3	225	Fr.	HS	Wheeling, W.Va./The Linsly School
52	Nick Krahe	OL	6-6	304	r-Fr.	SQ	Erie, Pa./Harbor Creek
52	Corey McIntyre Jr.	DL	6-3	294	r-Fr.	SQ	Port St. Lucie, Fla./Treasure Coast
53	Kaden Seller	LS	6-3	260	Fr.	HS	Hilliard, Ohio/Darby
54	Fatorma Mulbah	DL	6-4	306	r-Sr.	1vl	Harrisburg, Pa./Susquehanna Township/Penn State
55	Tomas Rimac	OL	6-6	318	r-Jr.	2vl	Brunswick, Ohio/Brunswick
56	Sullivan Weidman	OL	6-5	318	r-So.	1vl	Franklin, Mass./Dexter Southfield
57	Lucas Austin	OL	6-6	270	Fr.	HS	Sterling, Ill./Sterling
58	Nick Malone	OL	6-5	302	r-Sr.	3vl	Morgantown, W.Va./Morgantown
59	Jackson Biser	DL	6-2	244	r-So.	TR	Keyser, W.Va./Keyser/Frostburg/Shepherd
60	Johnny Williams IV	OL	6-7	315	r-Fr.	SQ	Macon, Ga./Northeast
62	Kyle Altuner	OL	6-3	290	Fr.	HS	Olney, Md./Our Lady of Good Counsel
64	Cooper Young	OL	6-5	319	r-Fr.	SQ	Downingtown, Pa./Downingtown West
65	Justin Terry	OL	6-6	330	Fr.	HS	Pickerington, Ohio/Pickerington Central
66	Ja'Quay Hubbard	OL	6-5	322	r-Sr.	2vl	Hermitage, Pa./Sharpsville/Virginia
67	Landen Livingston	OL	6-4	295	r-So.	SQ	Leo, Ind./Leo
68	Aiden Ellis	OL	6-4	290	Fr.	HS	Charleston, W.Va./George Washington
69	Nate Gabriel	DL	6-3	315	Fr.	HS	Auburndale, Fla./Auburndale
70	Griffin Fogle	OL	6-3	275	Fr.	HS	St. Clairsville, Ohio/St. Clairsville
72	Wesley Hancock	OL	6-4	300	Fr.	HS	Martinsburg, W.Va./Martinsburg
73	Andreas Hunter	OL	6-5	300	Fr.	HS	Glen Dale, W.Va./John Marshall
74	Wyatt Milum	OL	6-6	317	Sr.	3vl	Kenova, W.Va./Spring Valley
78	Xavier Bausley	OL	6-4	308	r-So.	TR	Dunbar, W.Va./South Charleston/Jacksonville State
80	TJ Johnson	WR	6-3	223	r-Fr.	SQ	Chesapeake, Va./Oscar Smith
81	Treytan Davis	TE	6-3	265	r-Jr.	2vl	Jackson, Ohio/Jackson
82	Greg Genross	TE	6-6	230	r-Jr.	TR	New York, N.Y./John F. Kennedy/ASA New York/Dodge City CC
83	CJ Cole	WR	6-4	206	r-Jr.	1vl	Washington, Pa./McGuffey
85	Dom Collins	WR	5-10	160	Fr.	HS	Princeton, W.Va./Princeton
87	Derek Berlitz	DL	6-1	258	r-So.	SQ	Catawissa, Pa./Southern Columbia
87	Kole Taylor	TE	6-7	255	Sr.	1vl	Grand Junction, Colo./Central/LSU
88	Donovan Grayson	DL	6-3	240	r-Fr.	SQ	Stafford, Va./Brooke Point
88	Jack Sammarco	TE	6-5	238	Fr.	HS	Cincinnati, Ohio/Anderson
91	Jonah Ulloa	DL	6-3	250	Fr.	HS	Leesburg, Va./Tuscarora
92	Asani Redwood	DL	6-3	290	r-So.	1vl	Suwanee, Ga./Collins Hill
93	Quintin Goins	DL	6-3	250	Fr.	HS	Shenandoah Junction, W.Va./Jefferson
94	Makai Byerson	DL	6-4	270	Fr.	HS	Richmond, Va./Manchester
96	Edward Vesterinen	DL	6-3	285	Sr.	3vl	Helsinki, Finland/French Finnish School of Helsinki
97	Elijah Kinsler	DL	6-3	260	Fr.	HS	Oradell, N.J./Bergen Catholic
98	Leighton Bechdel	P/LS	6-0	214	r-Sr.	1vl	Towson, Md./Towson
99	Hammond Russell IV	DL	6-3	308	r-Jr.	1vl	Dublin, Ohio/Dublin Coffman
99	Ronan Swope	P	5-11	160	r-Jr.	SQ	King of Prussia, Pa./Malvern Prep



MOUNTAINEER SEASON HIGHS

Offense					
Rushing					
	Att.	Yards	TDs	Long	100-yd Games
Jaylen Anderson	3 (3x/KSU)	19 (OSU)	0	19 (OSU)	0
CJ Donaldson Jr.	20 (OSU)	126 (ALB)	2 (2x/UCF)	48 (ALB)	1 (ALB)
Ric'Darious Farmer	1 (2x/OSU)	4 (OSU)	0	4 (OSU)	0
Rodney Gallagher III	4 (ARIZ)	21 (ARIZ)	0	10 (KSU)	0
Garrett Greene	22 (BAY)	129 (BAY)	2 (BAY)	40 (ALB)	1 (BAY)
Diore Hubbard	1 (OSU)	1 (OSU)	0	1 (OSU)	0
Nicco Marchiol	11 (ARIZ)	53 (OSU)	1 (2x/CIN)	19 (OSU)	0
Traylon Ray	1 (PITT)	2 (PITT)	0	2 (PITT)	0
Jahiem White	19 (OSU)	158 (OSU)	1 (7x/TTU)	55 (ARIZ)	3 (TTU)
Passing					
	Comp.	Att.	Yards	TDs	Long
Garrett Greene	29 (TTU)	39 (2x/TTU)	295 (KAN)	3 (ALB)	52 (KAN)
Nicco Marchiol	18 (ARIZ)	22 (ARIZ)	198 (ARIZ)	2 (ARIZ)	54 (ARIZ)
Receiving					
	Rec.	Yards	TDs	Long	100-yd Games
Jalen Anderson	1 (ARIZ)	9 (ARIZ)	0	9 (ARIZ)	0
Jaden Bray	1 (2x/PITT)	44 (2x/PITT)	0	44 (2x/PITT)	0
Hudson Clement	7 (KAN)	150 (KAN)	1 (3x/ARIZ)	44 (BAY)	1 (KAN)
Treylan Davis	1 (6x/ARIZ)	31 (OSU)	0	31 (OSU)	0
CJ Donaldson	7 (TTU)	73 (TTU)	1 (PITT)	15 (TTU)	0
Ric'Darious Farmer	2 (TTU)	19 (TTU)	0	16 (2x/TTU)	0
Preston Fox	3 (TTU)	45 (TTU)	0	30 (TTU)	0
Rodney Gallagher III	4 (TTU)	41 (KAN)	1 (3x/TTU)	33 (PITT)	0
Traylon Ray	4 (2x/KSU)	78 (ARIZ)	1 (4x/BAY)	54 (ARIZ)	0
Justin Robinson	3 (2x/TTU)	60 (CIN)	1 (3x/CIN)	50 (CIN)	0
Jack Sammarco	1 (ALB)	4 (ALB)	0	4 (ALB)	0
Kole Taylor	5 (2x/CIN)	61 (KSU)	1 (3x/BAY)	39 (ALB)	0
Jahiem White	5 (TTU)	28 (CIN)	1 (ISU)	28 (CIN)	0
Defense					
Tackles					
	Solo	Assisted	Total	TFL	Sacks
Derek Berlitz	1 (2x/ALB)	1 (ALB)	2 (ALB)	0	0
Caden Biser	1 (ALB)	3 (ALB)	4 (ALB)	0	0
Israel Boyce	6 (TTU)	0	6 (TTU)	0	0
Tyrin Bradley	3 (3x/ CIN)	5 (BAY)	7 (2x/CIN)	1.0 (6x/TTU)	1.0 (KAN)
Aubrey Burks	3 (2x/PITT)	2 (KAN)	4 (2x/PITT)	1.0 (ALB)	0
Makai Byerson	0	1 (ALB)	1 (ALB)	0	0
Reid Carrico	4 (ALB)	14 (BAY)	16 (BAY)	1.0 (ALB)	0
TJ Crandall	2 (2x/TTU)	2 (ALB)	3 (2x/TTU)	0	0
Ben Cutter	2 (3x/CIN)	5 (KAN)	6 (KAN)	0.5 (PITT)	0
Will Dixon	0	1 (ALB)	1 (ALB)	0	0
Dontez Fagan	5 (TTU)	4 (ARIZ)	6 (2x/TTU)	0	0
Ty French	3 (OSU)	2 (2x/OSU)	5 (OSU)	1.0 (2x/CIN)	0
Nate Gabriel	2 (ALB)	2 (KAN)	2 (2x/KAN)	0.5 (PITT)	0.5 (PITT)
Rodney Gallagher III	2 (PSU)	1 (PITT)	2 (2x/PITT)	0	0
Ayden Garnes	7 (PITT)	3 (PSU)	8 (PITT)	1.0 (OSU)	0
Garnett Hollis, Jr.	6 (ISU)	4 (2x/UCF)	9 (ISU)	1.0 (KSU)	0
T.J. Jackson	3 (3x/ARIZ)	4 (KAN)	6 (3x/ARIZ)	4.0 (PITT)	1.5 (PITT)
Zae Jennings	1 (3x/BAY)	0	1 (3x/BAY)	0	0
Jaheem Joseph	3 (3x/KAN)	3 (2x/ISU)	5 (ISU)	0.5 (ISU)	0.5 (ISU)
Elijah Kinsler	0	1 (ALB)	1 (ALB)	0	0
Trey Lathan	9 (TTU)	5 (2x/KSU)	10 (2x/TTU)	3.0 (PITT)	1.0 (2x/CIN)
Sean Martin	2 (ALB)	4 (KAN)	4 (KAN)	1.0 (3x/BAY)	1.0 (3x/BAY)
Fatorma Mulbah	5 (CIN)	8 (CIN)	13 (CIN)	1.0 (3x/TTU)	1.0 (OSU)
Asani Redwood	3 (ISU)	2 (KAN)	3 (3x/BAY)	1.0 (2x/ISU)	1.0 (ISU)
Keyshawn Robinson	0	1 (ARIZ)	1 (ARIZ)	0	0
Hammond Russell IV	1 (7x/ARIZ)	2 (3x/TTU)	3 (ARIZ)	1.0 (3x/ARIZ)	1.0 (3x/ARIZ)
Taurus Simmons	1 (2x/KSU)	0	1 (2x/KSU)	0	0
Jacolby Spells	1 (2x/CIN)	1 (2x/KSU)	2 (KAN)	0	0
Aden Tagaloa-Nelson	2 (ALB)	1 (ALB)	3 (ALB)	0	0
Kekoura Tarnue	6 (CIN)	3 (BAY)	6 (CIN)	1.0 (BAY)	0
Josiah Trotter	6 (2x/ISU)	9 (CIN)	12 (2x/CIN)	1.5 (CIN)	0.5 (PITT)
Edward Vesterinen	1 (PSU)	1 (ALB)	1 (2x/ALB)	0.5 (ALB)	0
Anthony Wilson	9 (BAY)	6 (2x/BAY)	15 (BAY)	0	0
Pass Defense					
	PBU	INTs	Total	TDs	
Tyrin Bradley	2 (BAY)	1 (KAN)	2 (BAY)	0	
Dontez Fagan	1 (3x/BAY)	0	1 (3x/BAY)	0	
Rodney Gallagher III	1 (ALB)	0	1 (ALB)	0	
Ayden Garnes	1 (OSU)	0	1 (OSU)	0	
Garnett Hollis, Jr.	2 (ARIZ)	0	2 (ARIZ)	0	
Jaheem Joseph	1 (2x/ARIZ)	1 (OSU)	1 (3x/ARIZ)	0	
Asani Redwood	1 (ISU)	0	1 (ISU)	0	
Jacolby Spells	1 (2x/KAN)	0	1 (2x/KAN)	0	
Kekoura Tarnue	1 (KSU)	0	0 (KSU)	0	
Josiah Trotter	1 (2x/OSU)	1 (OSU)	2 (OSU)	0	
Anthony Wilson	1 (3x/UCF)	1 (2x/TTU)	1 (4x/TTU)	1 (CIN)	
Turnovers					
	Forced	Recovered	TDs		
Tyrin Bradley	1 (KAN)	1 (2x/CIN)	1 (CIN)		
Reid Carrico	1 (CIN)	0	0		
Dontez Fagan	0	1 (UCF)	0		
Garnett Hollis, Jr.	0	1 (ARIZ)	0		
TJ Jackson	0	1 (PSU)	0		
Trey Lathan	1 (CIN)	0	0		
Kekoura Tarnue	1 (ARIZ)	1 (CIN)	0		
Taurus Simmons	1 (KSU)	0	0		

THE LAST TIME ...

By The Mountaineers ...

30 Rushing Attempts: 33 by Leddie Brown vs. Texas/Nov. 20, 2021
40 Rushing Attempts: 40 by Quincy Wilson vs. Rutgers/Oct. 11, 2003
100 Rushing Yards: 124 by Jahiem White at Texas Tech/Nov. 30, 2024
200 Rushing Yards: 204 by Jahiem White vs. Cincinnati/Nov. 18, 2023
300 Rushing Yards: 331 by Justin Crawford vs. Oklahoma/Nov. 19, 2016
75-Yard Run (no touchdown): 79 by Tevin Bush vs. Baylor/Oct. 25, 2018
75-Yard Touchdown Run: 82 by CJ Donaldson Jr. vs. Towson/Sept. 17, 2022
50-Yard Run (no touchdown): 55 by Jahiem White at Arizona/Oct. 26, 2024
50-Yard Touchdown Run: 56 by Garrett Greene vs. Memphis/Dec. 17, 2024
2 Rushing Touchdowns: 2 by CJ Donaldson Jr. vs. Memphis/Dec. 17, 2024
2 Rushing Touchdowns in Back-to-Back Games: 3 by Garrett Greene vs. Cincinnati/Nov. 18, 2023 & 2 by Garrett Greene at Baylor/Nov. 25, 2023
Two Players with 2 Rushing Touchdowns: 2 by Tony Mathis Jr. and 3 by CJ Donaldson Jr. vs. Towson/Sept. 17, 2022
3 Rushing Touchdowns: 3 by Garrett Greene vs. Cincinnati/Nov. 18, 2023
Double 100-Yard Rushers: 125 by CJ Donaldson & 100 by Jahiem White vs. UAlbany/Sept. 7, 2024
Three 100-Yard Rushers: 129 by Skyler Howard, 115 by Wendell Smallwood and 108 by Rushel Shell at Kansas/Nov. 21, 2015
Double 200-Yard Rushers: by Pat White (220) and Steve Slaton (215) at Pitt/Nov. 16, 2006
Two 100-Yard Rushers and Two 100-Yard Receivers: 129 by Justin Crawford and 127 by Kennedy McKoy rushing and 7 catches for 104 yards by Daikiel Shorts and 4 catches for 102 yards by Shelton Gibson vs. Kansas/Nov. 5, 2016
30 Pass Completions: 30 by Jarret Doege vs. Iowa State/Oct. 31, 2021
20 Pass Completions: 29 by Garrett Greene vs. Memphis/Dec. 17, 2024
20 Consecutive Completions: 21 by Geno Smith vs. Kansas/Dec. 1, 2012
10 Consecutive Completions: 11 by JT Daniels vs. Kansas/Sept. 10, 2022
60 Pass Attempts: 65 by Geno Smith vs. LSU/Sept. 24, 2011
50 Pass Attempts: 50 by Jarret Doege at Texas/Nov. 7, 2020
40 Pass Attempts: 40 by Garrett Greene vs. Memphis/Dec. 17, 2024
35 Pass Attempts: 39 by Garrett Greene at Texas Tech/Nov. 30, 2024
30 Pass Attempts: 39 by Garrett Greene at Texas Tech/Nov. 30, 2024
3 Touchdown Passes: 3 by Garrett Greene vs. UAlbany/Sept. 7, 2024
4 Touchdown Passes: 4 by Garrett Greene vs. Duquesne/Sept. 9, 2023
5 Touchdown Passes: 5 by Will Grier vs. Kansas State/Sept. 22, 2018
6 Touchdown Passes: 8 by Geno Smith vs. Baylor/Sept. 29, 2012
300 Yards Passing: 328 by Garrett Greene vs. Memphis/Dec. 17, 2024
400 Yards Passing: 539 by Will Grier vs. Oklahoma/Nov. 23, 2018
500 Yards Passing: 539 by Will Grier vs. Oklahoma/Nov. 23, 2018
600 Yards Passing: 656 by Geno Smith vs. Baylor/Sept. 29, 2012
100 Yards Rushing and Passing: by Garrett Greene (129/237) vs. Baylor/Nov. 16, 2024
200 Yards Rushing and Passing: by Pat White (220/204) at Pitt/Nov. 16, 2006
100 Yards Rushing and Receiving: by Steve Slaton (215/130) at Pitt/Nov. 16, 2006
300 Yards Total Offense: 366 by Garrett Greene vs. Baylor/Nov. 16, 2024
400 Yards Total Offense: 423 by Garrett Greene vs. Memphis/Dec. 17, 2024
500 Yards Total Offense: 517 by Will Grier vs. Oklahoma/Nov. 23, 2018
600 Yards Total Offense: 687 by Geno Smith vs. Baylor/Sept. 29, 2012
15 Receptions: 16 by Kevin White at Texas/Nov. 8, 2014
10 Receptions: 11 by Hudson Clement vs. Memphis/Dec. 17, 2024
9 Receptions: 11 by Hudson Clement vs. Memphis/Dec. 17, 2024
4 Touchdown Receptions: 4 by Stedman Bailey vs. Oklahoma/Nov. 17, 2012
3 Touchdown Receptions: 3 by Hudson Clement vs. Duquesne/Sept. 9, 2023
2 Touchdown Receptions: 2 by Hudson Clement vs. Memphis/Dec. 17, 2024
Two Players with 2 Touchdown Receptions: 2 by Gary Jennings Jr. and 2 by David Sills V vs. Oklahoma/Nov. 23, 2018
Double 100-Yard Receivers: 106 by Bryce Ford-Wheaton and 100 by Winston Wright Jr. vs. Iowa State/Oct. 30, 2021
Three 100-Yard Receivers: 303 by Stedman Bailey, 215 by Tavon Austin and 114 by J.D. Woods vs. Baylor/Sept. 29, 2012
100 Yards Receiving: 150 by Hudson Clement vs. Kansas/Sept. 21, 2024
150 Yards Receiving: 166 by Hudson Clement vs. Memphis/Dec. 17, 2024
200 Yards Receiving: 225 by Gary Jennings Jr. vs. Oklahoma/Nov. 23, 2018
75-Yard Touchdown Reception: 75 by Traylon Ray from Garrett Greene vs. UNC/Dec. 27, 2023
50-Yard Touchdown Reception: 54 by Traylon Ray from Nicco Marchiol at Arizona/Oct. 26, 2024
50-Yard Reception (no touchdown): 50 by Justin Robinson at Cincinnati/Nov. 9, 2024
Rushing and Receiving Touchdown: by Jahiem White vs. Iowa State/Oct. 12, 2024
2 Rushing and 2 Receiving Touchdowns: by Steve Slaton at Pitt/Nov. 16, 2006
2 Rushing and 2 Passing Touchdowns: by Garrett Greene at Houston/Oct. 12, 2023
Passing and Rushing Touchdown: 1 passing and 1 rushing by Garrett Greene vs. Memphis/Dec. 17, 2024
Kickoff Return For Touchdown: 90 yards by Winston Wright Jr. vs. LIU/Sept. 11, 2021
Recovered an Onside Kick: Traylon Ray recovered an onside kick at Cincinnati/Nov. 9, 2024
Returned Opening Kick for a Touchdown: 90 yards by Winston Wright Jr. vs. LIU/Sept. 11, 2021
Punt Return For Touchdown: 78 yards by Beanie Bishop vs. UNC/Dec. 27, 2023

NICK MALONE




PRESTON FOX



THE LAST TIME ...

Punt Blocked and Returned For Touchdown: 1 yard by Thandi Smith (blocked, picked up and returned) at Rutgers/Oct. 8, 2005
 Punt Blocked: by Davoan Hawkins vs. Oklahoma State/Oct. 21, 2023
 Punt Blocked For Touchdown: Blocked by Osman Kamara and recovered by Marvin Gross vs. Oklahoma State/Oct. 28, 2017
 Punt Blocked For Safety: by Jarrod Harper at Maryland/Sept. 13, 2014
 Interception Return For Touchdown: 79 yards by Anthony Wilson Jr. at Cincinnati/Nov. 9, 2024
 Interception Return For Touchdown by a Defensive Lineman: 19 yards by Keilen Dykes at Syracuse/Oct. 6, 2007
 Two Interceptions Returned for Touchdown: by Shawn Hackett (41) and Grant Wiley (22) vs. Boston College/Sept. 2, 2000
 50-Yard Field Goal: 51 by Casey Legg at Kansas State/Nov. 16, 2019
 Fake Field Goal Rushing: 14 by Leighton Bechdel at Arizona/Oct. 26, 2024
 Fake Field Goal Rushing For Touchdown: 14 by Leighton Bechdel at Arizona/Oct. 26, 2024
 Field Goal Blocked: by Dante Stills vs. Baylor/Oct. 3, 2020
 Two Field Goals Blocked: by Mike Lockhart and Sean Martin at TCU/Sept. 30, 2023
 Field Goal Blocked and Returned for Touchdown: 72 yards by Derrek Pitts Jr., (blocked by Kenny Bigelow Jr.) at Iowa State/Oct. 13, 2018
 Missed an Extra Point: by Michael Hayes at Oklahoma/Nov. 11, 2023
 Two Interceptions in a Game: 2 by Beanie Bishop Jr. at UCF/Oct. 28, 2023
 Three Interceptions in a Game: 3 by Karl Joseph vs. Georgia Southern/Sept. 5, 2015
 Three Interceptions in a Quarter: 3 by Karl Joseph vs. Georgia Southern/Sept. 5, 2015
 Four Interceptions in a Game: 4 by Mike Slater vs. Kentucky/Nov. 1, 1969
 Intercepted Fumble Returned For Touchdown: no instance yet found
 Fumble Returned For Touchdown: 8 yards by Tyrin Bradley Jr. at Cincinnati/Nov. 9, 2024
 Fumble Recovered For Touchdown: 0 yards by Karl Joseph at Baylor/Oct. 4, 2013
 Two Non-Offensive Touchdowns: 79 yard interception return by Anthony Wilson Jr. and a 14-yard fumble return by Tyrin Bradley Jr. at Cincinnati/Nov. 9, 2024
 Two-Point Conversion By Rush: Reese Smith vs. Army/Dec. 31, 2020
 Two-Point Conversion By Pass: Kole Taylor from Nicco Marchiol vs. Kansas State/Oct. 19, 2024
 Extra Point Blocked: by Dante Stills vs. Baylor/Oct. 13, 2022
 Extra Point Blocked and Returned for Defensive Extra Point Conversion: 87 yards by Jacolby Spells vs. Baylor/Oct. 13, 2022
 Defensive Extra Point: Jacolby Spells returned blocked extra point 87 yards for a defensive extra-point conversion vs. Baylor/Oct. 13, 2022
 Defensive Extra Point (Two-Point Pass Attempt): Matt Taffoni intercepted Pitt two-point pass attempt (John Ryan) and returned it 100 yards for a two-point defensive score/Oct. 15, 1994
 Team Gained 300 Yards Rushing: 389 at Oklahoma State/Oct. 5, 2024
 Team Gained 400 Yards Rushing: 424 vs. Cincinnati/Nov. 18, 2023
 Team Gained 500 Yards Rushing: 517 vs. Connecticut/Nov. 24, 2007
 Team Gained 200 Yards Rushing in the First Half: 221 vs. Baylor/Nov. 16, 2024
 Team Gained 200 Yards Rushing in the Second Half: 225 vs. Cincinnati/Nov. 18, 2023
 Team Failed To Gain 100 Yards Rushing: 92 at Cincinnati/Nov. 9, 2024
 Team Failed To Gain 50 Yards Rushing: 17 vs. Oklahoma State/Nov. 6, 2021
 Team Gained 300 Yards Passing: 328 vs. Memphis/Dec. 17, 2024
 Team Gained 400 Yards Passing: 498 vs. Texas Tech/Nov. 9, 2019
 Team Gained 500 Yards Passing: 539 vs. Oklahoma/Nov. 23, 2018
 Team Failed To Gain 100 Yards Passing: 99 vs. Texas Tech/Sept. 23, 2023
 Team Gained 500 Yards Total Offense: 534 vs. Memphis/Dec. 17, 2024
 Team Gained 600 Yards Total Offense: 634 vs. Cincinnati/Nov. 18, 2023
 Team Gained 700 Yards Total Offense: 704 vs. Oklahoma/Nov. 23, 2018
 Team Gained 800 Yards Total Offense: 807 vs. Baylor/Sept. 29, 2012
 Team Gained 400 Yards Total Offense in the First Half: 435 vs. Towson/Sept. 17, 2022
 Team Gained 400 Yards Total Offense in the Second Half: 523 vs. Oklahoma/Nov. 17, 2012
 Team Failed To Gain 200 Yards Total Offense: 133 vs. Oklahoma State/Nov. 6, 2021
 Drive of 99 Yards: 99 yards on 14 plays in third quarter against UAlbany/Sept. 7, 2024
 Team Failed To Get A First Down: no instance yet found
 Team Failed To Get A Rushing First Down: vs. Texas Western/Nov. 25, 1950
 Team Failed To Get A Passing First Down: vs. South Carolina/Dec. 30, 1969
 Team Failed To Get A Third Down Conversion: vs. Syracuse (0/10)/Dec. 29, 2012
 Team Had Six Turnovers: two interceptions, four fumbles vs. Maryland/Sept. 21, 2013
 Team Had Five Turnovers: four interceptions, one fumble vs. Oklahoma State/Oct. 28, 2017
 Successful Fake Punt: 12-yard rush by Oliver Straw at Pitt/Sept. 14, 2024
 Scored 70+ Points: 70 vs. Baylor/Sept. 29, 2012
 Scored 60+ Points: 65 vs. Towson/Sept. 17, 2022
 Scored 50+ Points: 56 vs. Duquense/Sept. 9, 2023
 Scored 40+ Points: 49 vs. UAlbany/Sept. 7, 2024
 Scored 30+ Points: 37 vs. Memphis/Dec. 17, 2024
 Scored 40+ Points in a Half: 45 in the 1st half vs. Towson/Sept. 17, 2022
 Scored 30+ Points in a Half: 31 in the 1st half at Oklahoma State/Oct. 5, 2024
 Scored 0 Points in a Half: 0 in the 2nd half vs. Oklahoma State/Nov. 6, 2021
 Scored 0 Points in a Half at Home: 0 in the 2nd half vs. Oklahoma State/Nov. 6, 2021

FATORMA MULBAH



JACOLBY HUBBARD



THE LAST TIME ...

Forced Four Turnovers in a Game: four (three interceptions, one forced fumble) at UCF /Oct. 28, 2023

Forced Five Turnovers in a Game: five at Texas/Nov. 14, 2015

Forced Six Turnovers in a Game: six vs. Maryland/Sept. 26, 2015

Forced Eight Turnovers in a Game: eight vs. Rutgers/Nov. 3, 2001

Safety Scored: Dante Stills sacked Mike Collins of TCU in the end zone/Nov. 10, 2018

Two Safeties Scored: at Syracuse/Sept. 25, 2000

Played An Overtime Game: L/42-55 (1OT) vs. Kansas/Sept. 10, 2022

Played Back-to-Back Overtime Games: L 47-40 (1OT) vs. Texas/Nov. 9, 2013;
W 30-27 (1OT) at TCU/Nov. 2, 2013

Won Game Without An Offensive TD: at Syracuse/Sept. 5, 2005

Won Game Without a Rushing TD: vs. Army/Dec. 31, 2020

Won Game Without rushing for at least 100 yards: at Cincinnati/Nov. 9, 2024

Versus West Virginia ...

30 Rushing Attempts: 36 by J.D. King of Oklahoma State/Oct. 28, 2017

100 Rushing Yards: 188 by Tahj Brooks of Texas Tech/Nov. 30, 2024

200 Rushing Yards: 282 by Ollie Gordon of Oklahoma State/Oct. 21, 2023

75-Yard Run: 75 by C.J. Brown of Maryland/Sept. 13, 2014

50-Yard Touchdown Run: 51 by Bryson Washington of Baylor/Nov. 16, 2024

50-Yard Non-Touchdown Run: 53 by British Brooks of UNC/Dec. 27, 2023

3 Rushing Touchdowns: 3 by Tahj Brooks of Texas Tech/Nov. 30, 2024

4 Rushing Touchdowns: 4 by Ollie Gordon of Oklahoma State/Oct. 21, 2023

2 Players Rushing for 100 Yards: 103 by LD Brown and 101 by Chuba Hubbard of Oklahoma State /Sept. 26, 2020

20 Pass Completions: 28 by Behren Morton of Texas Tech/Nov. 30, 2024

30 Pass Completions: 30 by Taylor Cornelius of Oklahoma State/Nov. 17, 2018

50 Pass Attempts: 51 by Drew Lock of Missouri/Sept. 3, 2016

40 Pass Attempts: 41 by Behren Morton of Texas Tech/Nov. 30, 2024

30 Pass Attempts: 36 by Sawyer Robertson of Baylor/Nov. 16, 2024

3 Touchdown Passes: 3 by Sawyer Robertson of Baylor/Nov. 16, 2024

4 Touchdown Passes: 5 by Dillon Gabriel of Oklahoma/Nov. 11, 2023

5 Touchdown Passes: 5 by Dillon Gabriel of Oklahoma/Nov. 11, 2023

300 Yards Passing: 359 by Behren Morton of Texas Tech/Nov. 30, 2024

400 Yards Passing: 423 by Dillon Gabriel of Oklahoma/Nov. 11, 2023

500 Yards Passing: 554 by Landry Jones of Oklahoma/Nov. 17, 2012

100 Yards Rushing & 300 Yards Passing: by Kyler Murray (114/364) of Oklahoma /Nov. 23, 2018

100 Yards Rushing & 200 Yards Passing: by Kyler Murray (114/364) of Oklahoma /Nov. 23, 2018

100 Yards Rushing & 100 Yards Passing: by Kyler Murray (114/364) of Oklahoma /Nov. 23, 2018

300 Yards Total Offense: 355 by Seth Henigan of Memphis/Dec. 17, 2024

400 Yards Total Offense: 473 by Dillon Gabriel of Oklahoma/Nov. 11, 2023

500 Yards Total Offense: 540 by Seth Russell of Baylor/Oct. 17, 2015

10 Receptions: 13 by Tetairoa McMillan of Arizona/Oct. 26, 2024

2 Touchdown Receptions: 2 by Desmond Reid of Pitt/Sept. 14, 2024

3 Touchdown Receptions: 3 by Drake Stoops of Oklahoma/Nov. 11, 2023

4 Touchdown Receptions: 4 by Kenny Stills of Oklahoma/Nov. 17, 2012

100 Yards Receiving: 120 by DeMeer Blankumsee and 116 by Roc Taylor of Memphis/Dec. 17, 2024

150 Yards Receiving: 150 by Josh Kelly/Nov. 30, 2024

200 Yards Receiving: 202 by Tetairoa McMillan of Arizona/Oct. 26, 2024

Double 100-Yard Receivers: 120 by DeMeer Blankumsee & 116 by Roc Taylor of Memphis/Dec. 17, 2024

50-Yard Touchdown Reception: 80 by Evan Pryor of Cincinnati/Nov. 9, 2024

75-Yard Touchdown Reception: 80 by Evan Pryor of Cincinnati/Nov. 9, 2024

50-Yard Reception (no touchdown): 89 by DeMeer Blankumsee of Memphis/Dec. 17, 2024

Rushing and Receiving Touchdown: 1 receiving and 1 rushing by Mario Anderson Jr. of Memphis/Dec. 17, 2024

Passing and Receiving Touchdown: 1 passing and 2 receiving by Xavier Worthy of Texas/Oct. 1, 2022

Passing and Rushing Touchdown: 1 passing and 1 rushing by Brendan Sorsby of Cincinnati/Nov. 9, 2024

Passing, Receiving and Rushing Touchdown: by Kenny Hill of TCU/Oct. 7, 2017


Kickoff Return For Touchdown: 96 yards and 93 yards by Richard Reese of Baylor/Nov. 25, 2023

Two Kickoffs Returned For Touchdowns: 96 yards and 93 yards by Richard Reese of Baylor/Nov. 25, 2023

Opening Kickoff Return for Touchdown: 100 yards by Derius Davis of TCU/Oct. 23, 2021

Recovered an Onside Kick: Jay Sedwick kicked the ball 16 yards, recovered by Chance Waz of Baylor/Oct. 21, 2017

REID CARRICO



ASANI REDWOOD



THE LAST TIME ...

Punt Return For Touchdown: 70 yards by Jalen Reagor of TCU/Nov. 29, 2019

2 Players Return Punts For Touchdown: by DeJuan Tribble (41) and Will Blackmon (71) of Boston College/Nov. 13, 2004

Punt Blocked: blocked by Logan Carter of Oklahoma State/Nov. 17, 2018

Punt Blocked/Recovered in End Zone For Touchdown: blocked by Brayden Willis and recovered in end zone by Austin Stogner of Oklahoma/Oct. 19, 2019

Punt Blocked/Returned For Touchdown: blocked by Maverick Gracio and returned 24 yards by Brandon George of Pitt/Sept. 14, 2024

Interception Return For Touchdown: 43 yards by Marques Sigle of Kansas State /Oct. 19, 2024

50-Yard Field Goal: 53 by Ty Zentner of Kansas State/Nov. 19, 2022

Field Goal Blocked: by Bravvion Roy of Baylor/Oct. 31, 2019

Blocked Field Goal Returned For Touchdown: 82 yards by Andrew Johnson of Louisville /Nov. 5, 2011

Intercepted Fumble Returned For Touchdown: 75 yards by Tim Quense of Pitt /Oct. 1, 1983

Fumble Recovered/Returned For Touchdown: 56 yards by Zech McPhearson of Texas Tech /Sept. 26, 2020

Two-Point Conversion By Rush: by Davin Meggett of Maryland/Sept. 17, 2011

Two-Point Conversion By Pass: by Matthew Eaton from Brock Purdy of Iowa State /Oct. 13, 2018

Defensive Extra Point: Billy Bowman of Oklahoma recovered and returned a fumbled snap for a two-point conversion/Nov. 12, 2022

Extra Point Blocked: by Ochaun Mathis of TCU/Oct. 23, 2021

Extra Point Fumble Recovered and Returned for Defensive Extra Point Conversion: Billy Bowman of Oklahoma/Oct. 13, 2022

Punt Blocked For Safety: by Chris Nofoaiga of Idaho/Oct. 7, 2000

Team Gained 400 Yards Rushing: 468 by Baylor/Oct. 4, 2013

Team Gained 300 Yards Rushing: 304 by Oklahoma/Nov. 23, 2018

Team Gained 200 Yards Rushing: 210 by Texas Tech/Nov. 30, 2024

Team Failed To Gain 100 Yards Rushing: 78 by Arizona/Oct. 26, 2024

Team Finished With Negative Rushing Yards: Minus-7 by TCU/Nov. 3, 2018

Team Gained 300 Yards Passing: 359 by Texas Tech/Nov. 30, 2024

Team Gained 400 Yards Passing: 423 by Oklahoma/ Nov. 11, 2023

Team Failed To Gain 100 Yards Passing: 81 by Pitt/Sept. 16, 2023

Team Failed To Gain 50 Yards Passing: 29 by Georgia Southern/Sept. 5, 2015

Team Gained 500 Yards Total Offense: 569 by Texas Tech/Nov. 30, 2024

Team Gained 600 Yards Total Offense: 644 by Oklahoma/ Nov. 11, 2023

Team Gained 700 Yards Total Offense: 872 by Baylor/Oct. 5, 2013

Team Gained 800 Yards Total Offense: 872 by Baylor/Oct. 5, 2013

Team Failed To Gain 250 Yards Total Offense: 227 by Oklahoma State/Oct. 5, 2024

Team Failed To Gain 200 Yards Total Offense: 180 by Towson/Sept. 17, 2022

Team Failed To Gain 100 Yards Total Offense: 95 by LIU/Sept. 11, 2021

Team Finished with 35 or more First Downs: 35 by Oklahoma State/Nov. 17, 2018

Team Finished with 30 or more First Downs: 31 by Texas Tech/Nov. 30, 2024

Team Failed To Get A First Down: no instance yet found

Team Failed To Get A Rushing First Down: by Western Michigan/Sept. 7, 1996

Team Failed To Get A Passing First Down: by Pitt/Oct. 10, 1981

Successful Fake Punt: by NC State/Sept. 14, 2019

Team Scored 70+ Points: 73 by Baylor/Oct. 5, 2013

Team Scored 60+ Points: 62 by Baylor/Oct. 17, 2015

Team Scored 50+ Points: 52 by Texas Tech/Nov. 30, 2024

Team Scored 40+ Points: 42 by Memphis/Dec. 17, 2024

Team Scored 30+ Points: 48 by Kansas State/Oct. 19, 2024


Scored 0 Points in a Half: 0 in the second half by UAlbany/Sept. 7, 2024

Shutout Recorded: 37-0 by Maryland/Sept. 21, 2013

Safety Scored: When WVU's Yodny Cajuste was called for holding in the end zone at Iowa State/Oct. 13, 2018

Two Safeties Scored: When WVU's Geno Smith was tackled in the end zone by Syracuse's Cameron Lynch and Siriki Diabate, and when Smith was called for intentional grounding when he was being tackled by Brandon Sharpe/Dec. 29, 2012

OLIVER STRAW



MICHAEL HAYES II





2024 MOUNTAINEER 20-YARD PLAYS

Offense	White rush (Arizona)
56/TD	Greene rush (Memphis)
54/TD	Ray pass from Marchiol (Arizona)
50	Ray pass from Greene (Kansas)
48	Robinson pass from Marchiol (Cincinnati)
48	Donaldson rush (UAlbany)
44	Bray pass from Greene (UAlbany)
44	Bray pass from Greene (Baylor)
40/TD	Clement pass from Greene (Oklahoma St.)
40	Greene rush (UAlbany)
39/TD	Clement pass from Greene (Oklahoma St.)
39	Taylor pass from Greene (UAlbany)
39	Clement pass from Greene (Kansas)
39	Greene rush (Oklahoma St.)
39	Clement pass from Greene (Kansas)
39	Ray pass from Marchiol (Cincinnati)
39	Clement pass from Greene (Memphis)
36/TD	White rush (UAlbany)
36	White rush (UCF)
36	Taylor pass from Greene (Kansas State)
36	Gallagher pass from Greene (Pitt)
33/TD	Clement pass from Greene (Memphis)
33	Davis pass from Greene (Oklahoma St.)
33	Donaldson rush (UCF)
33	Taylor pass from Greene (Baylor)
33	Fox pass from Greene (Texas Tech)
28/TD	Robinson pass from Greene (Pitt)
28	Greene rush (Iowa State)
28	Greene rush (Kansas State)
28	From Marchiol (Cincinnati)
28	White pass from Greene (Memphis)
28	Donaldson rush (Kansas)
28	White rush (Texas Tech)
28	Gallagher pass from Greene (Memphis)
28	Gallagher pass from Greene (Kansas)
28	White rush (Oklahoma St.)
28	Clement pass from Greene (UCF)
28	Taylor pass from Greene (Penn State)
28	Ray pass from Greene (Penn State)
28	Fox pass from Greene (Penn State)
28	White rush (Texas Tech)
28	Greene rush (Kansas)
28	Taylor pass from Greene (Iowa State)
28	Ray pass from Marchiol (Arizona)
28	Gallagher pass from Greene (Memphis)
28	Greene rush (Pitt)
23/TD	Donaldson rush (Baylor)
23	Taylor pass from Greene (Memphis)
23	Clement pass from Greene (Memphis)
23	White rush (Oklahoma St.)
23	Gallagher pass from Greene (UAlbany)
23	Clement pass from Greene (Kansas)
23	Taylor pass from Greene (Oklahoma St.)
23	Gallagher pass from Greene (Iowa State)
23	Robinson pass from Greene (Baylor)
23	Clement pass from Greene (UAlbany)
21/TD	White rush (Texas Tech)
21	Clement pass from Greene (Penn Tech)
21	Donaldson rush (Oklahoma St.)
21	Ray pass from Marchiol (Kansas State)
20/TD	Donaldson rush (Arizona)
20	White rush (Baylor)
20	Greene rush (Baylor)
20	Greene rush (Baylor)
20	Donaldson rush (UCF)
20	Gallagher pass from Greene (Memphis)
Defense	Wilson interception return (Cincinnati)
79/TD	
Special Teams	
29/FG	Hayes field goal (Texas Tech)
26/FG	Hayes field goal (Memphis)
45/FG	Hayes field goal (Arizona)
42/FG	Hayes field goal (Pitt)
44/FG	Hayes field goal (Kansas State)
43/FG	Hayes field goal (Iowa State)
43/FG	Fox kickoff return (Cincinnati)
40	Fox kickoff return (UCF)
40/FG	Hayes field goal (Kansas)
39/FG	Hayes field goal (Penn State)
39/FG	Hayes field goal (Oklahoma St.)
39/FG	Hayes field goal (Penn State)
39/FG	Fox kickoff return (UCF)
39/FG	Hayes field goal (UCF)
39/FG	Ray kickoff return (Iowa State)
39	Fox kickoff return (Kansas State)
39	Fox punt return (Cincinnati)
39	Fox kickoff return (UAlbany)
39	Fox kickoff return (Baylor)
39	Fox kickoff return (Kansas State)
39	Anderson kickoff return (Kansas State)
39	Fox punt return (Cincinnati)
24/FG	Hayes field goal (Cincinnati)
23/FG	Hayes field goal (Pitt)
21	Fox kickoff return (Kansas State)
21	Farmer punt return (Kansas State)
21	Fox punt return (Baylor)
20	Ray kickoff return (Penn State)
20	Fox kickoff return (Baylor)

2024 MOUNTAINEER OPPONENTS' 20-YARD PLAYS

Offense	Blankumsee pass from Hennigan (Memphis)
89	Pryor pass from Sorsby (Cincinnati)
80/TD	Noel pass from Becht (Iowa State)
60	Jackson pass from Johnson (Kansas State)
60	Evans pass from Allar (Penn State)
50/TD	Wallace pass from Allar (Penn State)
50	Giddens pass from Johnson (Kansas State)
50/TD	Washington rush (Baylor)
49	Wentz pass from Burkett (UAlbany)
48	McMillan pass from Fifita (Arizona)
48	Taylor pass from Hennigan (Memphis)
46/TD	Desrosiers rush (Memphis)
45/TD	Hudson pass from Rizk (UCF)
43/TD	Stripling pass from Rangel (Oklahoma St.)
42	Cameron pass from Robertson (Baylor)
42	Johnson pass from Holstein (Pitt)
42	McGee pass from Burkett (UAlbany)
42	Lotton pass from Bowman (Oklahoma St.)
42	Kelly pass from Morton (Texas Tech)
40/TD	Singleton rush (Penn State)
40	Reynolds pass from Holstein (Pitt)
40/TD	Baldwin pass from Robertson (Baylor)
40	Singleton rush (Penn State)
40	Higgins pass from Becht (Iowa State)
37/TD	Brooks rush (Texas Tech)
37	Arnold pass from Daniels (Kansas)
37	Taylor pass from Hennigan (Memphis)
37	Green pass from Becht (Iowa State)
37/TD	McMillan pass from Fifita (Arizona)
37	Carter pass from Burkett (UAlbany)
37	Grimm rush (Kansas)
37	Hishaw rush (Kansas)
37/TD	Douglas pass from Morton (Texas Tech)
37	Baldwin pass from Robertson (Baylor)
37	Brooks pass from Morton (Texas Tech)
37	Jackson rush (Kansas State)
37	Brooks rush (Texas Tech)
37	McMillan pass from Fifita (Arizona)
37	Harvey rush (UCF)
37	Higgins pass from Becht (Iowa State)
37	Grimm rush (Kansas)
37	Kelly pass from Morton (Texas Tech)
37	Pressley pass from Bowman (Oklahoma St.)
37	Taylor pass from Hennigan (Memphis)
37	Holstein rush (Pitt)
37	Jackson pass from Johnson (Kansas State)
37	Edwards rush (Kansas State)
37	Harvey rush (UCF)
37	Dietz pass from Burkett (UAlbany)
37	Parker pass from Burkett (UAlbany)
37	Uga rush (UAlbany)
37	Mumfield pass from Holstein (Pitt)
37	McMillan pass from Fifita (Arizona)
37/TD	Olsen pass from Fifita (Arizona)
37	Cameron pass from Robertson (Baylor)
37	Hudson pass from Rizk (UCF)
37	Hennigan rush (Memphis)
37	McGee pass from Burkett (UAlbany)
37	Mumfield pass from Holstein (Pitt)
37	Grimm pass from Daniels (Kansas)
37	Lotton pass from Rangel (Oklahoma St.)
22/TD	Washington pass from Robertson (Baylor)
22	Harvey rush (UCF)
22	Brooks rush (Texas Tech)
22	Johnson pass from Holstein (Pitt)
22	Reid pass from Holstein (Pitt)
22	Daniels rush (Kansas)
22	Cameron pass from Robertson (Baylor)
20/TD	Allen pass from Allar (Penn State)
20	Burti pass from Burkett (UAlbany)
20	Pittman pass from Rizk (UCF)
20	Kelly pass from Morton (Texas Tech)
20	Desrosiers pass from Hennigan (Memphis)
Defense	Sigle interception return (Kansas State)
43/TD	
Special Teams	
51	Cabbiness kickoff return (Oklahoma St.)
44/FG	Tennant field goal (Kansas State)
42/FG	Vandenberg field goal (Memphis)
41	Bell kickoff return (Baylor)
34/FG	Vandenberg field goal (Memphis)
32/FG	Garcia field goal (Texas Tech)
31/FG	Sauls field goal (Pitt)
30	Cooney kickoff return (UAlbany)
29/FG	Patterson kickoff return (Arizona)
27	Hawks field goal (Cincinnati)
27	Desrosiers kickoff return (Memphis)
26	Desrosiers kickoff return (Memphis)
23/TD	Pressley kickoff return (Oklahoma St.)
23/FG	George blocked punt return (Pitt)
23	Garcia field goal (Texas Tech)
24	Pressley kickoff return (Oklahoma St.)
22	Noel kickoff return (Iowa State)
22	Edwards kickoff return (Kansas State)
22	Wilson kickoff return (Cincinnati)
22/FG	Garcia field goal (Texas Tech)
21	Bell kickoff return (Baylor)
20	Singleton kickoff return (Penn State)
20	Brown punt return (Texas Tech)



2024 WEST VIRGINIA SCORING DRIVES

Opponent	Plays	Yds	Time	Result
Penn State	10	55	3:31	Hayes 38 FG
Penn State	13	43	4:36	Hayes 39 FG
Penn State	10	70	3:53	Donaldson 1 rush
UAlbany	12	90	5:23	White 14 rush
UAlbany	6	76	2:57	Robinson 12 pass from Greene
UAlbany	6	69	2:23	Taylor 39 pass from Greene
UAlbany	6	75	1:15	Greene 40 rush
UAlbany	14	99	6:40	Clement 10 pass from Greene
UAlbany	5	65	2:05	Donaldson 2 rush
UAlbany	5	87	2:29	Marchiol 12 rush
Pitt	5	53	2:50	Donaldson 10 pass from Greene
Pitt	8	75	3:36	White 5 rush
Pitt	5	22	1:06	Hayes 44 FG
Pitt	7	81	3:28	Donaldson 4 rush
Pitt	12	48	6:06	Hayes 23 FG
Pitt	9	68	4:54	Robinson 28 pass from Greene
Kansas	3	78	1:10	White 1 rush
Kansas	8	34	1:17	Greene 5 rush
Kansas	5	52	2:05	Hayes 40 FG
Kansas	9	75	2:12	Taylor 8 pass from Greene
Kansas	7	67	1:56	Gallagher 15 pass from Greene
Oklahoma St.	12	55	5:40	Hayes 39 FG
Oklahoma St.	9	65	4:54	Ray 10 pass from Marchiol
Oklahoma St.	6	63	3:29	White 10 rush
Oklahoma St.	8	87	3:44	Greene 15 rush
Oklahoma St.	9	75	1:26	Donaldson 15 rush
Oklahoma St.	8	88	5:02	Donaldson 1 rush
Iowa State	14	75	7:42	White 8 rush
Iowa State	10	50	2:07	Hayes 43 FG
Iowa State	11	67	3:35	White 10 pass from Greene
Kansas State	6	49	2:11	Hayes 44 FG
Kansas State	13	70	6:29	Clement 7 pass from Greene
Kansas State	7	69	3:41	Ray 12 pass from Marchiol
Arizona	12	48	6:51	Hayes 45 FG
Arizona	10	81	5:51	Bechdel 14 rush
Arizona	8	75	4:39	Clement 3 pass from Marchiol
Arizona	8	44	4:54	Donaldson 20 rush
Arizona	5	75	2:47	Ray 54 pass from Marchiol
Cincinnati	0	79	0:00	Wilson 79 interception return
Cincinnati	5	31	2:27	Hayes 24 FG
Cincinnati	3	41	1:28	Robinson 10 pass from Marchiol
Cincinnati	6	51	3:42	Marchiol 8 rush
Cincinnati	0	14	0:00	Bradley 14 fumble return
Baylor	12	79	5:23	Greene 3 rush
Baylor	12	85	4:58	Ray 9 pass from Greene
Baylor	3	41	0:26	Donaldson 23 rush
Baylor	8	75	0:47	Greene 1 rush
Baylor	15	75	2:29	Taylor 11 pass from Greene
UCF	8	68	3:34	Donaldson 1 rush
UCF	14	66	6:21	White 3 rush
UCF	12	71	3:31	Gallagher 12 pass from Greene
UCF	5	56	2:45	Donaldson 1 rush
UCF	14	57	8:23	Hayes 35 FG
Texas Tech	8	41	4:40	Hayes 52 FG
Texas Tech	12	91	6:03	Gallagher 15 pass from Greene
Texas Tech	8	75	3:39	White 21 rush
Memphis	6	75	3:18	Clement 33 pass from Greene
Memphis	4	75	0:46	Greene 56 rush
Memphis	7	47	0:55	Hayes 46 FG
Memphis	10	75	3:55	Clement 10 pass from Greene
Memphis	16	90	7:51	Donaldson 1 rush
Memphis	12	75	6:32	Donaldson 1 rush

2024 WEST VIRGINIA OPPONENTS' SCORING DRIVES

Opponent	Plays	Yds	Time	Result
Penn State	4	84	1:42	Wallace 50 pass from Allar
Penn State	10	71	3:45	Allen 20 pass from Allar
Penn State	3	73	0:26	Wallace 18 pass from Allar
Penn State	9	78	4:39	Singleton 40 rush
Penn State	6	70	3:46	Warren 19 pass from Pribula
UAlbany	10	87	5:33	Woodell 7 rush
UAlbany	6	64	2:30	Carter 33 pass from Burkett
Pitt	7	62	1:41	Sauls 31 FG
Pitt	8	72	3:59	Reid 9 pass from Holstein
Pitt	11	65	4:53	Reid 19 pass from Holstein
Pitt	0	24	0:00	George 24 blocked punt return
Pitt	5	75	1:49	Reynolds 40 pass from Holstein
Pitt	6	77	1:27	Davis 1 rush
Kansas	13	83	6:16	Neal 11 rush
Kansas	10	75	5:52	Grimm 7 pass from Daniels
Kansas	5	75	2:33	Hishaw 11 rush
Kansas	6	54	3:40	Grimm 32 rush
Oklahoma St.	11	75	4:01	Owens 8 pass from Bowman
Oklahoma St.	2	65	0:31	Stribling 43 pass from Rangel
Iowa State	3	80	0:58	Noel 60 pass from Becht
Iowa State	17	91	8:08	Hansen 11 rush
Iowa State	10	65	5:03	Hansen 3 rush
Iowa State	10	33	6:43	Hansen 2 rush
Kansas State	10	37	5:16	Tennant 44 FG
Kansas State	2	84	0:26	Jackson 60 pass from Johnson
Kansas State	0	43	0:00	Sigle 43 interception return
Kansas State	11	74	5:17	Oakley 16 pass from Johnson
Kansas State	7	69	3:17	Anciaux 1 pass from Johnson
Kansas State	10	63	3:36	Giddens 1 rush
Kansas State	2	25	0:49	Giddens 18 rush
Arizona	14	75	7:57	Conley 1 rush
Arizona	6	65	2:24	Olson 23 pass from Fifita
Arizona	13	75	4:39	McMillan 34 pass from Fifita
Arizona	6	71	1:27	Fifita 3 rush
Cincinnati	13	68	6:04	Kiner 2 rush
Cincinnati	1	80	0:13	Pryor 80 pass from Sorsby
Cincinnati	11	71	5:19	Sorsby 12 rush
Cincinnati	14	64	2:54	Hawks 29 FG
Baylor	7	75	2:24	Washington 22 pass from Robertson
Baylor	6	80	2:22	Cameron 43 pass from Robertson
Baylor	5	65	2:02	Baldwin 40 pass from Robertson
Baylor	2	51	0:13	Washington 51 rush
Baylor	7	55	0:52	Washington 8 rush
Baylor	10	65	4:02	Washington 9 rush
Baylor	8	47	3:42	Pendergrass 15 rush
UCF	7	59	3:51	Harvey 2 rush
UCF	5	85	2:18	Hudson 45 pass from Rizk
UCF	7	82	1:48	Harvey 9 rush
Texas Tech	10	42	2:37	Garcia 32 FG
Texas Tech	7	80	2:15	Garcia 29 FG
Texas Tech	7	59	2:11	Brooks 2 rush
Texas Tech	11	75	3:42	Tharp 1 pass from Morton
Texas Tech	4	53	1:05	Brooks 37 rush
Texas Tech	4	35	0:38	Brooks 2 rush
Texas Tech	9	75	2:12	Douglas 31 pass from Morton
Texas Tech	12	77	4:43	Garcia 22 FG
Texas Tech	11	64	5:01	Hammond 4 rush
Memphis	5	45	2:50	Anderson 4 pass from Henigan
Memphis	7	25	2:48	Vandenberg 34 FG
Memphis	1	46	0:10	Desrosiers 46 rush
Memphis	11	51	4:58	Vandenberg 42 FG
Memphis	5	75	0:47	Blankumsee 18 pass from Henigan
Memphis	8	75	3:50	Anderson 3 rush
Memphis	2	90	1:05	Thomas 1 rush



WR, 6-2, 206, r-Jr.
Oklahoma State
Norman, Okla.

5 JADEN BRAY

- Has played in 30 career games, including 12 starts
- Sustained a season-ending lower leg injury at Oklahoma State
- Earned his first career start for WVU against Kansas
- Also grabbed a 44-yard reception at Pitt
- Caught his first pass for WVU against UAlbany, a 44-yard reception
- Saw the field for the first time as a Mountaineer in the season opener against Penn State
- Enrolled at WVU in January 2024

2024 Game-By-Game

Opponent	No.	Yards	Avg.	TDs	Long
Penn State	0	0	0	0	0
UAlbany	1	44	44.0	0	44
Pitt	1	44	44.0	0	44
Kansas	0	0	0	0	0
Oklahoma State	0	0	0	0	0
Iowa State			DNP		
Kansas State			DNP		
Arizona			DNP		
Cincinnati			DNP		
Baylor			DNP		
UCF			DNP		
Texas Tech			DNP		
Memphis			DNP		
Totals	2	88	44.0	0	44

Bray's Receiving Statistics

Year	Games	No.	Yards	Avg.	TD	Long
2024	5	2	88	44.0	0	44
2023	10	30	382	12.7	2	45
2022	3	5	54	10.8	0	24
2021	12	13	250	19.2	2	36
Totals	30	50	774	14.9	4	45



WR, 6-1, 200, r-So.
Martinsburg
Martinsburg, W. Va.

3 HUDSON CLEMENT

- Played in 23 career games, including 20 starts
- Big game against Memphis in the Frisco Bowl included two touchdowns and 166 yards receiving on 11 catches; also caught a season-long TD pass for 33 yards
- Hauled in four receptions for 40 yards at Texas Tech
- WVU Blue Collar Award: UCF
- Led the offense with five catches for 81 yards and a long of 26 against UCF
- Finished with three catches for 71 yards and a season-long 44 yarder against Baylor
- Missed Cincinnati game after sustaining a lower leg injury
- Caught a touchdown in the second straight game, finishing with 20 yards on two catches at Arizona
- Grabbed a touchdown pass and finished with 29 yards receiving against Kansas State
- Finished with 39 yards receiving against Iowa State
- Caught three passes for 64 yards, including a season-long 40-yard grab, at Oklahoma State
- Led the receiving corps against Kansas, hauling in seven catches for 150 yards and a season-long of 39
- Lone catch at Pitt was an 8-yard grab
- Hauled in his first touchdown of the year and finished with 39 yards receiving against UAlbany
- Caught two passes for 34 yards, including a long of 20, in the season opener against Penn State
- Tied for the team lead in receiving touchdowns (4), fourth in receptions (22) and second in receiving yards (480) in 2023

2024 Game-By-Game

Opponent	No.	Yards	Avg.	TDs	Long
Penn State	2	34	17.0	0	20
UAlbany	4	39	9.8	1	17
Pitt	1	8	8.0	0	8
Kansas	7	150	21.4	0	39
Oklahoma State	3	64	21.3	0	40
Iowa State	5	39	7.8	0	10
Kansas State	4	29	7.3	1	12
Arizona	2	20	10.0	1	17
Cincinnati			DNP		
Baylor	3	71	23.7	0	44
UCF	5	81	16.2	0	26
Texas Tech	4	40	10.0	0	15
Memphis	11	166	15.1	2	37
Totals	51	741	14.5	5	44

Clement's Receiving Statistics

Year	Games	No.	Yards	Avg.	TD	Long
2024	12	51	741	14.5	5	44
2023	11	22	480	21.8	4	70
Totals	23	73	1,221	16.7	9	70



TE, 6-3, 265, r-Jr.
Jackson
Jackson, Ohio

81 TREYLAN DAVIS

- Played in 42 career games, including eight starts
- WVU Juice Award: Arizona
- Grabbed an 8-yard pass at Arizona
- Lone catch against Iowa State was a 15-yarder
- Hauled in a career-long 31-yard pass at Oklahoma State
- WVU Blue Collar Award: Albany
- Caught one pass for 3 yards in the season opener against Penn State

2024 Game-By-Game

Opponent	No.	Yards	Avg.	TDs	Long
Penn St.	1	3	3.0	0	3
UAlbany	1	0	0	0	0
Pitt	1	1	1.0	0	1
Kansas	0	0	0	0	0
Oklahoma State	1	31	31.0	0	31
Iowa State	1	15	15.0	0	15
Kansas State	0	0	0	0	0
Arizona	1	8	8.0	0	8
Cincinnati	0	0	0	0	0
Baylor	0	0	0	0	0
UCF	0	0	0	0	0
Texas Tech	0	0	0	0	0
Memphis	0	0	0	0	0
Totals	6	58	9.7	0	31

Davis' Receiving Statistics

Year	Games	No.	Yards	Avg.	TD	Long
2024	13	6	58	9.7	0	31
2023	13	2	2	1.0	0	1
2022	12	5	51	10.2	0	17
2021	4	0	0	0	0	0
Totals	42	13	111	8.5	0	31



RB, 6-2, 236, Jr.
Gulliver Prep
Miami, Fla.

4 **CJ**
DONALDSON JR.

- Played in 32 career games, including 14 starts
- Ranks No. 14 in the Big 12 Conference for average rushing yards per game (54.3)
- Currently ranks No. 6 in program history with 30 career rushing touchdowns
- Has eight career 100-yard rushing games and eight multi-touchdown performances
- Scored a pair of rushing touchdowns and finished with 83 yards on the ground in the Frisco Bowl against Memphis
- Tallied a season-best 72 yards receiving at Texas Tech; also added 30 yards on the ground
- WVU Offensive Champion: UCF
- Led the rushing attack with 96 yards and two touchdowns against UCF
- Scored a 23-yard rushing TD and finished with 60 yards on the ground against Baylor
- Finished with 41 yards rushing and a TD at Arizona
- Posted 38 yards on the ground against Kansas State
- Added 17 yards rushing against Iowa State
- WVU Blue Collar Award: Oklahoma State
- Scored a pair of rushing touchdowns at Oklahoma State, finishing with 77 yards on the ground
- Recorded 38 yards rushing and a long of 27 against KU
- Posted a pair of TDs at Pitt, including the first receiving score of his career, finishing with 79 yards on the ground
- WVU Offensive Champion: Albany
- Found the end zone in the second straight game and finished with 125 yards on the ground against UAlbany
- Tied his career high in rushing yards (125) with Pitt in 2022
- Scored a rushing touchdown and posted 42 yards on the ground in the season opener against Penn State
- Finished 2023 No. 5 in the Big 12 in rushing touchdowns
- Scored a touchdown in nine straight games in 2023 and in 10 of 12 games played
- 2023 All-Big 12 Honorable Mention (Coaches)

2024 Game-By-Game

Opponent	Att	Yds	Avg.	TDs	Long	Rec	Yds	TDs
Penn State	12	42	3.5	1	10	1	6	0
UAlbany	14	125	8.9	1	48	0	0	0
Pitt	19	79	4.2	1	14	1	10	1
Kansas	6	38	6.3	0	27	0	0	0
Oklahoma State	20	77	3.8	2	20	0	0	0
Iowa State	9	17	1.9	0	6	0	0	0
Kansas State	12	38	2.8	0	10	1	0	0
Arizona	8	41	5.1	1	20	1	3	0
Cincinnati	4	12	3.0	0	5	0	0	0
Baylor	9	60	6.7	1	23	1	1	0
UCF	19	96	5.1	2	31	0	0	0
Texas Tech	9	30	3.3	0	7	7	72	0
Memphis	22	83	3.8	2	13	2	11	0
Total	163	738	4.5	11	48	14	103	1

Donaldson Jr.'s Rushing Statistics

Year	Games	Att.	Yards	Avg.	TD	Long
2024	13	163	738	4.5	11	48
2023	12	171	798	4.7	11	32
2022	7	87	526	6.0	8	82
Totals	32	421	2,062	4.9	30	82

Donaldson Jr.'s Receiving Statistics

Year	Games	No.	Yards	Avg.	TD	Long
2024	13	14	103	7.4	1	15
2023	12	9	59	6.6	0	18
2022	7	9	27	3.0	0	9
Totals	32	32	189	5.9	1	18



WR, 5-11, 165, Fr.
Melbourne Cent. Cath.
Melbourne, Fla.

11 **RIC'DARIOUS**
FARMER

- Appeared in 11 career games
- Secured two passes for 9 yards in the Frisco Bowl against Memphis
- Hauled in a pair of catches for 19 yards at Texas Tech
- Grabbed a season-long pass for 16 yards against Baylor
- Lone rush at Oklahoma State was a 4-yard scramble
- Caught one pass for 10 yards against UAlbany
- Saw his first collegiate action in the season opener against Penn State, finishing with one carry for 2 yards

2024 Game-By-Game Rushing

Opponent	No.	Yards	Avg.	TDs	Long
Penn State	1	2	2.0	0	2
UAlbany	0	0	0	0	0
Pitt			DNP		
Kansas	0	0	0	0	0
Oklahoma State	1	4	4.0	0	4
Iowa State	0	0	0	0	0
Kansas State	0	0	0	0	0
Arizona			DNP		
Cincinnati	0	0	0	0	0
Baylor	0	0	0	0	0
UCF	0	0	0	0	0
Texas Tech	0	0	0	0	0
Memphis	0	0	0	0	0
Totals	2	6	3.0	0	4

2024 Game-By-Game Receiving

Opponent	No.	Yards	Avg.	TDs	Long
Penn State	0	0	0	0	0
UAlbany	1	10	10.0	0	10
Pitt			DNP		
Kansas	0	0	0	0	0
Oklahoma State	0	0	0	0	0
Iowa State	0	0	0	0	0
Kansas State	0	0	0	0	0
Arizona			DNP		
Cincinnati	0	0	0	0	0
Baylor	1	16	16.0	0	16
UCF	0	0	0	0	0
Texas Tech	2	19	9.5	0	16
Memphis	2	9	4.5	0	6
Totals	6	54	9.0	0	16

Farmer's Rushing Statistics

Year	Games	No.	Yards	Avg.	TD	Long
2024	11	2	6	3.0	0	4

Farmer's Receiving Statistics

Year	Games	No.	Yards	Avg.	TD	Long
2024	11	6	54	9.0	0	16



WR, 5-10, 190, r-Jr.
Morgantown
Morgantown, W.Va.

29 **PRESTON**
FOX

- Played in 41 career games, including 12 starts
- Finished with three catches for 19 yards in the Frisco Bowl against Memphis
- Grabbed three passes for 45 yards, including a season-best 30 yarder, at Texas Tech
- Caught one pass for 4 yards against Baylor and one pass for 5 yards against UCF
- Lone catch at Pitt was a 12-yard reception
- Hauled in one pass for 5 yards against UAlbany
- Led the receiving corps with a pair of catches for 41 yards, including a long of 25, in the season opener against Penn State
- 2024 Iron Mountaineer Award
- Third-leading receiver in 2023 with 26 catches for 328 yards, averaging 14.2 per reception

2024 Game-By-Game

Opponent	No.	Yards	Avg.	TDs	Long
Penn State	2	41	20.5	0	25
UAlbany	1	5	5.0	0	5
Pitt	1	12	12.0	0	12
Kansas	0	0	0	0	0
Oklahoma State	0	0	0	0	0
Iowa State	0	0	0	0	0
Kansas State	0	0	0	0	0
Arizona	0	0	0	0	0
Cincinnati	0	0	0	0	0
Baylor	1	4	4.0	0	4
UCF	1	5	5.0	0	5
Texas Tech	3	45	15.0	0	30
Memphis	3	19	6.3	0	11
Totals	12	131	10.9	0	30

Fox's Receiving Statistics

Year	Games	No.	Yards	Avg.	TD	Long
2024	13	12	131	10.9	0	30
2023	12	26	368	14.2	2	34
2022	12	4	41	10.3	1	26
2021	4	1	8	8.0	0	8
Totals	41	43	548	12.7	3	34



WR, 5-10, 180, So.
Laurel Highlands
Uniontown, Pa.

24 RODNEY GALLAGHER III

- Has played in 26 career games, including nine starts
- Second-leading receiver in the Frisco Bowl against Memphis, finishing with 59 yards on five catches
- Grabbed a touchdown pass for the second straight game and finished with 21 yards at Texas Tech
- Scored his second touchdown of the season on a 12-yard reception against UCF
- Caught two passes for 19 yards against Baylor
- WVU Juice Award: Arizona
- Finished with two catches for 14 yards and 21 yards rushing at Arizona
- Grabbed one catch for 8 yards against Kansas State
- Lone catch against Iowa State was a 21-yard grab
- Caught one pass for 12 yards at Oklahoma State
- Posted 41 yards receiving and caught the game-winning touchdown - the first TD of his career - against Kansas
- Registered a career-long catch for 33 yards at Pitt
- Hauled in three passes for 34 yards, including a then-career long of 21, against UAlbany
- Caught one pass for 8 yards in the season opener against Penn State
- Had 10 catches for 74 yards and a long of 14 in 2023
- Registered 15 carries for 87 yards with a long of 15 in 2023

2024 Game-By-Game

Opponent	No.	Yards	Avg.	TDs	Long
Penn State	1	8	8.0	0	8
UAlbany	3	34	11.3	0	21
Pitt	2	38	19.0	0	33
Kansas	2	41	20.5	1	26
Oklahoma State	1	12	12.0	0	12
Iowa State	1	21	21.0	0	21
Kansas State	1	8	8.0	0	8
Arizona	2	14	7.0	0	15
Cincinnati	0	0	0	0	0
Baylor	2	19	9.5	0	11
UCF	2	13	6.5	1	12
Texas Tech	4	21	5.3	1	15
Memphis	5	59	11.8	0	27
Totals	26	288	11.1	3	33

Gallagher's Receiving Statistics

Year	Games	No.	Yards	Avg.	TD	Long
2024	13	26	288	11.1	3	33
2023	13	10	74	7.4	0	14
Totals	26	36	362	10.1	3	33

Gallagher's Rushing Statistics

Year	Games	Att.	Yards	Avg.	TD	Long
2024	13	15	41	2.7	0	7
2023	13	15	87	7.4	0	15
Totals	26	30	128	4.3	0	15



QB, 5-11, 204, Sr.
Chiles
Tallahassee, Fla.

6 GARRETT GREENE

- Played in 45 career games, including 25 starts
- Ranks No. 11 in the Big 12 Conference in average rushing yards per game (63.8)
- Has registered five career 100-yard rushing games and 14 career 200-yard passing games
- Totals 5,370 passing yards, 2,145 rushing yards and 63 touchdowns for his career
- Big performance against Memphis in the Frisco Bowl included 328 yards passing, 95 rushing yards and three touchdowns (2 pass, 1 rush)
- Posted 265 yards passing and a touchdown at Texas Tech
- Finished the UCF game 13-of-21 for 118 passing yards and a touchdown
- Returned from injury against Baylor and threw for 237 yards and two TDs, while also leading the rushing attack with 129 yards and two touchdowns
- Missed the Arizona and Cincinnati games with an upper body injury
- Also led the rushing attack for the second straight game with 89 yards rushing against K-State
- Posted 206 passing yards and finished 18-of-32 against Iowa State; also led the rushing attack with 87 yards on the ground
- Went 9-for-15 for 159 yards at Oklahoma State; also scored a rushing TD and posted 86 yards on the ground
- Finished 15-for-30 for 295 yards and two touchdowns against KU; also added 87 yards and a TD on the ground
- Threw for 210 yards and two TDs at Pitt; also added 49 yards rushing
- Passed for three touchdowns and added one on the ground against UAlbany; finished 17-for-23 for 236 passing yards

2024 Game-By-Game

Opponent	Comp	Att	Pct.	Yards	TD	Int	Long
Penn State	15	28	53.5	161	0	0	25
UAlbany	17	23	73.9	236	3	0	44
Pitt	16	30	53.3	210	2	2	44
Kansas	15	30	50.0	295	2	2	52
Oklahoma State	9	15	60.0	159	0	0	40
Iowa State	18	32	56.2	206	1	2	24
Kansas State	9	19	47.3	85	1	2	34
Arizona							DNP
Cincinnati							DNP
Baylor	19	39	48.7	237	2	1	44
UCF	13	21	61.9	118	1	0	26
Texas Tech	29	39	74.4	265	1	2	30
Memphis	29	40	72.5	328	2	1	37
Total	189	316	59.8	2,300	15	12	52

Greene's Passing Statistics

Year	Games	Comp	Att	Pct.	Yards	TD	Int	Long
2024	11	189	316	.598	2,300	15	12	52
2023	12	147	277	.531	2,406	16	4	75
2022	9	43	78	.551	493	5	3	71
2021	11	16	26	.615	147	0	0	28
2020	2	3	4	.750	24	0	0	11
Totals	45	407	701	.581	5,370	36	19	75

Greene's Rushing Statistics

Year	Games	No.	Yards	Avg.	TD	Long
2024	11	133	751	5.6	6	56
2023	12	120	772	6.4	13	48
2022	9	45	276	6.1	5	39
2021	11	47	306	6.5	4	67
2020	2	6	40	6.7	0	13
Totals	45	351	2,145	6.1	28	67



QB, 6-2, 223, r-Sr.
Hamilton
Chandler, Ariz.

8 NICCOLÒ MARCHIOL

- Has played in 20 career games, including three starts
- Finished 9-for-15 for 156 yards and a touchdown at Cincinnati; also scored a rushing TD in the win
- WVU Offensive Champion: Arizona
- Earned his first start of the season at Arizona, finishing 18-of-22 for 198 yards and two touchdowns
- Entered the Kansas State game in the second half and went 6-for-13 for 58 yards and a touchdown
- Lone pass at Oklahoma State was a 10-yard scoring toss; also added 46 yards rushing against the Cowboys
- Went 3-for-3 for 12 yards passing and scored a rushing touchdown against UAlbany
- Appeared in the season opener against Penn State and rushed for 8 yards on two attempts
- Helped lead the Mountaineers to wins against Pitt and Texas Tech in 2023
- Completed 30-of-53 passes for 247 yards and two touchdowns in 2023
- Ran for 133 yards on 38 carries and one touchdown in 2023

2024 Game-By-Game

Opponent	Comp	Att	Pct.	Yards	TD	Int	Long
Penn State	0	1	0.0	0	0	1	0
UAlbany	3	3	100	12	0	0	8
Pitt							DNP
Kansas	0	0	0	0	0	0	0
Oklahoma State	1	1	100	10	1	0	10
Iowa State							DNP
Kansas State	6	13	46.1	58	1	0	20
Arizona	18	22	81.8	198	2	0	54
Cincinnati	9	15	60.0	156	1	1	50
Baylor							DNP
UCF							DNP
Texas Tech	0	1	0.0	0	0	0	0
Memphis							DNP
Total	37	56	66.1	434	5	2	54

Marchiol's Passing Statistics

Year	Games	Comp	Att	Pct.	Yards	TD	Int	Long
2024	8	37	56	.661	434	5	2	54
2023	9	30	53	.566	247	2	3	29
2022	3	4	13	.308	61	1	0	26
Totals	20	71	122	.582	742	8	5	54

Marchiol's Rushing Statistics

Year	Games	No.	Yards	Avg.	TD	Long
2024	8	43	132	3.1	2	19
2023	9	38	133	3.5	1	22
2022	3	6	32	5.3	0	9
Totals	20	84	285	3.4	3	22



WR, 6-1, 194, So.
North Florida Christian
Tallahassee, Fla.

7 **TRAYLON**
RAY

- Played in 22 career games, including 14 starts
- Finished with 22 yards receiving and a TD before sustaining a season-ending lower leg injury in the second half against Baylor
- Lone catch at Cincinnati was a 38-yard grab
- Posted his third touchdown catch of the season on career-long, 54-yard grab at Arizona
- Caught his second TD of the year and finished with 37 yards receiving against Kansas State
- Added 49 yards receiving against Iowa State
- Grabbed his first touchdown catch of the season and finished with 37 yards receiving at Oklahoma State
- Finished with a pair of catches for 70 yards against KU
- Totaled three receptions for 23 yards at Pitt
- Hauled in three catches for 35 yards against UAlbany
- Caught four passes in the season opener against Penn State, totaling 37 yards with a long of 25
- Fifth-leading receiver from 2023 with 18 catches for 321 yards and three touchdowns
- Had a season-high 91 yards in the 2023 Duke's Mayo Bowl, including a 75-yard touchdown catch to open the game

2024 Game-By-Game

Opponent	No.	Yards	Avg.	TDs	Long
Penn State	4	37	9.3	0	25
UAlbany	3	35	11.7	0	14
Pitt	3	23	7.7	0	9
Kansas	2	70	35.0	0	52
Oklahoma State	3	37	12.3	1	15
Iowa State	3	49	16.3	0	19
Kansas State	4	37	9.3	1	20
Arizona	2	78	39.0	1	54
Cincinnati	1	38	38.0	0	38
Baylor	3	22	7.3	1	9
UCF			DNP		
Texas Tech			DNP		
Memphis			DNP		
Totals	28	426	15.2	4	54

Ray's Receiving Statistics

Year	Games	No.	Yards	Avg.	TD	Long
2024	10	28	426	15.2	4	54
2023	12	18	321	17.8	3	75
Totals	22	46	747	16.2	7	75



WR, 6-4, 218, Sr.
Mississippi State
McDonough, Ga.

2 **JUSTIN**
ROBINSON

- Played in 42 career games (Mississippi State 23, Georgia 9, West Virginia 10), including eight starts
- Grabbed three catches for 35 yards at Texas Tech
- Secured one pass for 10 yards against UCF
- Hauled in two catches for 36 total yards against Baylor
- Caught his third touchdown of the season at Cincinnati, as well as a season-long 50 yard catch
- Finished with three catches for 28 yards at Arizona
- Grabbed two passes for 17 yards against Iowa State
- Lone reception at Pitt was a 28-yard touchdown catch
- Caught his first touchdown as a Mountaineer against UAlbany, which also was his first career catch for WVU
- Saw first collegiate action for WVU against Penn State

2024 Game-By-Game

Opponent	No.	Yards	Avg.	TDs	Long
Penn State	0	0	0	0	0
UAlbany	2	30	15.0	1	18
Pitt	1	28	28.0	1	28
Kansas			DNP		
Oklahoma State			DNP		
Iowa State	2	17	8.5	0	9
Kansas State	0	0	0	0	0
Arizona	3	28	9.3	0	15
Cincinnati	2	60	30.0	1	50
Baylor	2	36	18.0	0	21
UCF	1	10	10.0	0	10
Texas Tech	3	35	11.7	0	13
Memphis			DNP		
Totals	16	244	15.3	3	50

Robinson's Receiving Statistics

Year	Games	No.	Yards	Avg.	TD	Long
2024	10	16	244	15.3	3	50



TE, 6-7, 253, Sr.
LSU
Grand Junction, Colo.

87 **KOLE**
TAYLOR

- Played in 58 career games with 30 starts
- Finished with 44 yards on four catches in the Frisco Bowl against Memphis
- Hauled in one pass for 8 yards at Texas Tech
- Three catches against UCF totaled 8 yards
- Tallied 56 yards and a touchdown against Baylor
- Caught five passes for 30 yards and a long of 14 at Cincinnati
- Posted 28 yards receiving at Arizona
- Finished with 61 yards receiving against Kansas State
- Led the receiving corps with 55 yards and a long of 24 against Iowa State
- WVU Blue Collar Award: Oklahoma State
- Hauled in a pair of catches for 25 yards at Oklahoma State
- Caught two passes for 18 yards and a TD against KU
- Finished with 43 yards receiving, including a long of 17, at Pitt
- Posted his first touchdown catch of the season against UAlbany, a 39-yard scoring reception
- Caught two passes for 25 yards in the season opener against Penn State
- 2023 All-Big 12 Second Team (Coaches)
- Led the team in receiving for 2023 with 35 catches for 444 yards, averaging 12.7 yards per catch

2024 Game-By-Game

Opponent	No.	Yards	Avg.	TDs	Long
Penn State	2	25	12.5	0	25
UAlbany	3	47	15.7	1	39
Pitt	4	43	10.8	0	17
Kansas	2	18	9.0	1	10
Oklahoma State	2	25	12.5	0	21
Iowa State	5	55	11.0	0	24
Kansas State	4	61	15.3	0	34
Arizona	3	28	9.3	0	15
Cincinnati	5	30	6.0	0	14
Baylor	5	56	11.2	1	30
UCF	3	8	2.7	0	9
Texas Tech	1	8	8.0	0	8
Memphis	4	44	11.0	0	23
Totals	43	448	10.4	3	39

Taylor's Receiving Statistics

Year	Games	No.	Yards	Avg.	TD	Long
2024	13	43	448	10.4	3	39
2023	13	35	444	12.7	4	43
2022	13	5	55	11.0	0	26
2021	12	6	68	11.3	1	41
2020	7	6	36	6.0	0	20
Totals	58	95	1,051	11.1	8	43



RB, 5-7, 191, So.
William Penn Senior
 York, Pa.

1 **JAHIEM**
WHITE

- Has played in 25 career games, including 14 starts
- Ranks No. 10 in the Big 12 Conference in rushing yards (844)
- Rushed for 28 yards on seven carries in the Frisco Bowl against Memphis
- Big game at Texas Tech included 124 yards rushing and a TD; also added 24 yards receiving
- Scored a 3-yard rushing TD and finished with 54 yards on the ground against UCF
- Added 73 yards rushing and a 12-yard reception against Baylor
- Rushed for 64 yards with a long of 16 at Cincinnati
- Led the rushing attack with 92 yards, including a career-long 55-yarder, at Arizona
- Finished with 18 yards on the ground and one catch for 8 yards against Kansas State
- Posted a pair of touchdowns - one rushing and one receiving - against Iowa State, finishing with 46 yards on the ground
- WVU Offensive Champion: Oklahoma State
- Big performance at Oklahoma State included 158 yards on the ground and a touchdown
- Recorded 15 yards on the ground and his third straight rushing TD against Kansas
- Finished with 46 yards and a touchdown at Pitt
- Posted 100 yards rushing and his first touchdown of the season against UAlbany
- Tallied 33 yards on the ground, including a long rush of 12, in the season opener against Penn State
- 2023 Freshman All-American (The Athletic, PFF and On3)
- Led the team with 1,086 all-purpose yards, including 842 rushing, 125 receiving and 119 kickoff return yards
- Averaged a school-record 7.7 yards per rush

2024 Game-By-Game

Opponent	Att.	Yds	Avg.	TDs	Long	Rec	Yds	TDs
Penn State	8	33	4.1	0	12	2	7	0
Albany	10	100	10.0	1	36	0	0	0
Pitt	13	46	3.5	1	11	1	3	0
Kansas	6	15	2.5	1	5	2	16	0
Oklahoma State	19	158	8.3	1	26	0	0	0
Iowa State	12	46	3.8	1	9	1	10	1
Kansas State	7	18	2.6	0	4	1	8	0
Arizona	12	92	7.7	0	55	3	10	0
Cincinnati	13	64	4.9	0	16	1	28	0
Baylor	16	67	4.2	0	20	1	12	0
UCF	12	54	4.5	1	35	1	1	0
Texas Tech	14	124	8.9	1	27	5	24	0
Memphis	7	28	4.0	0	16	1	3	0
Total	149	845	5.7	7	55	19	122	1

White's Rushing Statistics

Year	Games	Att.	Yards	Avg.	TD	Long
2024	13	148	844	5.7	7	55
2023	12	109	842	7.7	4	53
Totals	25	257	1,686	6.65	11	55

White's Receiving Statistics

Year	Games	No.	Yards	Avg.	TD	Long
2024	13	19	122	6.4	1	28
2023	12	5	125	25.0	2	75
Totals	25	24	247	10.3	3	75



SPUR, 6-2, 255, Sr.
Abilene Christian
Lubbock, Texas

**8 TYRIN
BRADLEY JR.**

- Played in 43 career games, including 14 starts
- Posted a pair of stops in the Frisco Bowl against Memphis
- Added five tackles and a tackle for loss at Texas Tech
- Totaled four tackles, an assisted TFL and a pass breakup against UCF
- Tallied five assisted tackles and two pass breakups at Baylor
- Recovered a fumble at Cincinnati and returned it 14 yards for a touchdown; finished with seven tackles
- Assisted on a TFL and finished with three tackles at Arizona
- Posted three stops against Kansas State
- Added four tackles and a TFL against Iowa State
- Finished with five stops and a TFL at Oklahoma State
- Big game against Kansas included seven tackles, an interception and the game-sealing, strip-sack forced fumble in the waning seconds of regulation
- Posted his first sack and pass breakup of the season at Pitt
- Added four tackles, including two solos and an assist on a TFL, against UAlbany
- Tallied three tackles in the season opener against Penn State
- Finished 2023 with 22 tackles (14 solo), 2 1/2 sacks, five tackles for loss, one interception and one pass breakup

2024 Game-By-Game

Opponent	UT/AT/TT	TFL	Sacks	FF	FR	Int	PBU
Penn State	1/2/3	0	0	0	0	0	0
UAlbany	2/2/4	0.5/1	0	0	0	0	0
Pitt	1/3/4	0.5/4	0.5/4	0	0	0	1
Kansas	3/4/7	1.0/9	1.0/9	1	1	1/16	0
Oklahoma State	3/2/5	1.0/1	0	0	0	0	0
Iowa State	2/2/4	1.0/1	0	0	0	0	0
Kansas State	1/2/3	0	0	0	0	0	0
Arizona	1/2/3	0.5	0	0	0	0	0
Cincinnati	3/4/7	1.0/1	0	0	1/14	0	0
Baylor	0/5/5	0	0	0	0	0	2
UCF	1/3/4	0.5/1	0	0	0	0	1
Texas Tech	1/4/5	1.0/3	0	0	0	0	0
Memphis	1/1/2	0	0	0	0	0	0
Totals	20/36/56	7/21	1.5/13	1	2/14	1/16	4

Bradley's Defensive Statistics

Year	GP	T/A/TT	TFL	Sacks	INT	PB	FF	FR
2024	13	20/36/56	7/21	1.5/13	1/16	4	1	2/14
2023	12	14/8/22	5/30	2.5/20	1/24	1	0	0
2022	11	19/30/49	10.5/43	4/29	0	1	1	0
2021	7	2/7/9	1/21	0.5/1	0	0	0	0
Totals	43	55/81/136	23.5/115	8.5/63	1/24	6	1	2/14



S, 5-11, 202, Sr.
Auburndale
Oakridge, Fla.

**2 AUBREY
BURKS**


- Played in 35 career games, including 29 starts
- Sustained a season-ending upper body injury against Iowa State
- Added a pair of assisted stops against KU
- Totaled four tackles and assisted a TFL at Pitt
- Added his first TFL of the year and totaled three stops against UAlbany
- Posted four tackles, including three solo stops, in the season opener against Penn State
- 2023 All-Big 12 Honorable Mention (Coaches)
- Finished 2023 with 47 tackles (39 solo), 3 1/2 tackles for loss, one sack, four pass breakups, two interceptions, one forced fumble and one recovered fumble

2024 Game-By-Game

Opponent	UT/AT/TT	TFL	Sacks	FF	FR	Int	PBU
Penn State	3/1/4	0	0	0	0	0	0
UAlbany	2/1/3	1.0/2	0	0	0	0	0
Pitt	3/1/4	0.5/1	0	0	0	0	0
Kansas	0/2/2	0	0	0	0	0	0
Oklahoma State	0/0/0	0	0	0	0	0	0
Iowa State	0/0/0	0	0	0	0	0	0
Kansas State			DNP				
Arizona			DNP				
Cincinnati			DNP				
Baylor			DNP				
UCF			DNP				
Texas Tech			DNP				
Memphis			DNP				
Totals	8/5/13	1.5/3	0	0	0	0	0

Burks' Defensive Statistics

Year	GP	T/A/TT	TFL	Sacks	INT	PB	FF	FR
2024	6	8/5/13	1.5/3	0	0	0	0	0
2023	12	39/8/47	3.5/8	1/2	2/26	4	1	1
2022	11	46/20/66	4.5/20	1/9	1/9	2	1	0
2021	6	2/0/2	0/0	0/0	0	0	0	0
Totals	35	95/33/128	9.5/31	2/11	3/35	6	2	1



LB, 6-2, 228, r-Jr.
Ohio State
Ironton, Ohio

**35 REID
CARRICO**

- Has played in 34 career games, including two starts
- Added a pair of stops in the Frisco Bowl against Memphis
- Recorded eight tackles and assisted a TFL at Texas Tech
- Assisted five tackles against UCF
- Big 12 Co-Defensive Player of the Week (Baylor)
- Tallied a career-best 16 tackles to lead the defense against Baylor
- Forced the first fumble of his career at Cincinnati, finishing with three solo tackles
- Posted four stops at Arizona
- Finished with three tackles against Iowa State
- WVU Juice Award: Oklahoma State
- Added two tackles at Oklahoma State
- Assisted a pair of tackles at Pitt
- WVU Defensive Champion: Albany
- Posted four solo tackles, including his first career TFL, against UAlbany
- Finished with four assisted tackles in the season opener against Penn State
- Transferred to WVU in January 2024 after spending three years at Ohio State

2024 Game-By-Game

Opponent	UT/AT/TT	TFL	Sacks	FF	FR	Int	PBU
Penn State	0/4/4	0	0	0	0	0	0
UAlbany	4/0/4	1.0/2	0	0	0	0	0
Pitt	0/2/2	0	0	0	0	0	0
Kansas			DNP				
Oklahoma State	1/1/2	0	0	0	0	0	0
Iowa State	1/2/3	0	0	0	0	0	0
Kansas State	1/0/1	0	0	0	0	0	0
Arizona	2/2/4	0	0	0	0	0	0
Cincinnati	3/0/3	0	0	1	0	0	0
Baylor	2/14/16	0	0	0	0	0	0
UCF	0/5/5	0	0	0	0	0	0
Texas Tech	2/6/8	0.5/2	0	0	0	0	0
Memphis	1/1/2	0	0	0	0	0	0
Totals	17/37/54	1.5/4	0	1	0	0	0

Carrico's Defensive Statistics

Year	GP	T/A/TT	TFL	Sacks	INT	PB	FF	FR
2024	12	17/37/54	1.5/4	0/0	0	0	1	0
2023	10	0/1/1	0/0	0/0	0	0	0	0
2022	8	0/1/1	0/0	0/0	0	0	0	0
2021	4	0/3/3	0/0	0/0	0	0	0	0
Totals	34	17/42/59	1.5/4	0/0	0	0	1	0



LB, 6-0, 225, So.
East Lincoln
Denver, N.C.

15 BEN CUTTER

- Has played in 26 games, including nine starts
- Finished with seven stops in the Frisco Bowl against Memphis
- Assisted a pair of tackles against UCF
- Added five tackles against Baylor
- Tallied three stops at Cincinnati
- Posted four tackles, including two solo stops, against Kansas State
- Finished with six tackles against Kansas
- Assisted a TFL at Pitt
- WVU Special Teams Champion: Albany
- WVU's second-leading tackler against UAlbany with five tackles
- Posted three tackles in the season opener against Penn State
- Fourth-leading tackler in 2023 with 56 tackles (28 solo), two sacks, six tackles for loss and a pass breakup

2024 Game-By-Game

Opponent	UT/AT/TT	TFL	Sacks	FF	FR	Int	PBU
Penn State	1/2/3	0	0	0	0	0	0
UAlbany	2/3/5	0	0	0	0	0	0
Pitt	0/1/1	0.5/0	0	0	0	0	0
Kansas	1/5/6	0	0	0	0	0	0
Oklahoma State	0/1/1	0	0	0	0	0	0
Iowa State	0/0/0	0	0	0	0	0	0
Kansas State	2/2/4	0	0	0	0	0	0
Arizona	0/1/1	0	0	0	0	0	0
Cincinnati	2/1/3	0	0	0	0	0	0
Baylor	1/4/5	0	0	0	0	0	0
UCF	0/2/2	0	0	0	0	0	0
Texas Tech	0/1/1	0	0	0	0	0	0
Memphis	1/6/7	0	0	0	0	0	0
Totals	10/29/39	0.5/0	0	0	0	0	0

Cutter's Defensive Statistics

Year	GP	T/A/TT	TFL	Sacks	INT	PB	FF	FR
2024	13	10/29/39	0.5/0	0/0	0	0	0	0
2023	13	28/28/56	6/28	2/13	0	1	0	0
Totals	26	38/57/95	6.5/28	2/13	0	1	0	0



CB, 6-0, 180, r-Jr.
Duquesne
Philadelphia, Pa.

0 AYDEN GARNES

- Played in 28 career games, including 24 starts
- Sustained a season-ending lower leg injury against Iowa State
- Added six solo stops against Iowa State
- Recorded his first TFL of the year at Oklahoma State
- Finished with three tackles against Kansas
- Led the defense with eight tackles, including seven solo stops, at Pitt
- Posted two solo tackles against UAlbany
- Made his Mountaineer debut and posted four tackles in the season opener against Penn State
- Transferred to WVU in January 2024 after spending three years at Duquesne

2024 Game-By-Game

Opponent	UT/AT/TT	TFL	Sacks	FF	FR	Int	PBU
Penn State	1/3/4	0	0	0	0	0	0
UAlbany	2/0/2	0	0	0	0	0	0
Pitt	7/1/8	0	0	0	0	0	0
Kansas	2/1/3	0	0	0	0	0	0
Oklahoma State	1/1/2	1/2	0	0	0	0	0
Iowa State	6/0/6	0	0	0	0	0	0
Kansas State			DNP				
Arizona			DNP				
Cincinnati			DNP				
Baylor			DNP				
UCF			DNP				
Texas Tech			DNP				
Memphis			DNP				
Totals	19/6/25	1.0/2	0	0	0	0	0

Garnes' Defensive Statistics

Year	GP	T/A/TT	TFL	Sacks	INT	PB	FF	FR
2024	6	13/6/19	1/2	0/0	0	0	0	0
2023	12	21/30/51	5/23	1/8	2	13	0	1
2022	10	27/6/33	2/5	0/0	2	4	1	1
Totals	28	67/42/109	8/30	1/8	4	17	1	2



CB, 6-1, 203, Sr.
Northwestern
Nashville, Tenn.

1 GARNETT HOLLIS JR.

- Played in 39 career games, including 29 starts
- Finished with a pair of stops in the Frisco Bowl against Memphis
- Recorded three tackles at Texas Tech
- Totaled seven tackles, including three solos, against UCF
- Added a solo tackle and a pass breakup against Baylor
- Finished with seven tackles and a pass breakup at Cincinnati
- Big game at Arizona included four solo tackles, a fumble recovery and two pass breakups
- Posted his first TFL of the season and finished with six total stops against Kansas State
- Recorded a season-best nine tackles, including six solos, against Iowa State
- Assisted one tackle against Kansas and at Oklahoma State
- Tallied one solo stop at Pitt
- Made his Mountaineer debut and tallied three solo stops, as well as a pass breakup, in the season opener against Penn State
- Transferred to WVU in March 2024 after spending four years at Northwestern

2024 Game-By-Game

Opponent	UT/AT/TT	TFL	Sacks	FF	FR	Int	PBU
Penn State	3/0/3	0	0	0	0	0	1
UAlbany	0/1/1	0	0	0	0	0	0
Pitt	1/0/1	0	0	0	0	0	0
Kansas	0/1/1	0	0	0	0	0	0
Oklahoma State	0/1/1	0	0	0	0	0	0
Iowa State	6/3/9	0	0	0	0	0	1
Kansas State	3/3/6	1.0/1	0	0	0	0	0
Arizona	4/0/4	0	0	0	1	0	2
Cincinnati	3/4/7	0	0	0	0	0	1
Baylor	1/0/1	0	0	0	0	0	1
UCF	3/4/7	0	0	0	0	0	0
Texas Tech	1/2/3	0	0	0	0	0	0
Memphis	2/0/2	0	0	0	0	0	0
Totals	27/19/46	1.0/1	0	0	1	0	6

Hollis' Defensive Statistics

Year	GP	T/A/TT	TFL	Sacks	INT	PB	FF	FR
2024	13	27/19/46	0/0	0/0	0	6	0	1
2023	13	33/16/49	3.5/4	0/0	1	3	0	1
2022	8	15/9/24	0/0	0/0	1	3	0	1
2021	5	2/3/5	0/0	0/0	0	0	0	0
Totals	39	77/47/124	4.5/5	0/0	2	12	0	3



DL, 6-1, 285, Sr.
Troy
Millbrook, Ala.

11 T.J. JACKSON II

- Played in 49 career games, including 32 starts
- Ranks No. 5 in the league in sacks (0.5)
- All-Big 12 Conference First Team
- Posted a pair of tackles and assisted a TFL in the Frisco Bowl against Memphis
- Recorded three stops and assisted a TFL at Texas Tech
- Added two tackles and a sack for a loss of 11 yards against UCF
- Finished with three tackles and a TFL for a loss of 9 yards at Cincinnati
- Big game at Arizona included six tackles, 1.5 TFLs and a sack for a loss of 12 yards
- Posted four stops and a tackle for loss against Iowa State
- Tallied three stops at Oklahoma State
- Added six tackles, 1.5 TFLs and a sack against KU
- Finished with four TFLs and 1.5 sacks at Pitt
- Recorded his first sack as a Mountaineer and added two solo stops against UAlbany
- Posted three tackles, one TFL and a fumble recovery in the season opener against Penn State
- Transferred to WVU in January 2024 after spending four years at Troy

2024 Game-By-Game

Opponent	UT/AT/TT	TFL	Sacks	FF	FR	Int	PBU
Penn State	1/2/3	1.0/2	0	0	1	0	0
UAlbany	2/0/2	2.0/9	1.0/4	0	0	0	0
Pitt	3/3/6	4.0/18	1.5/8	0	0	0	0
Kansas	2/4/6	1.5/11	1.0/11	0	0	0	0
Oklahoma State	2/1/3	0	0	0	0	0	0
Iowa State	3/1/4	1.0/2	0	0	0	0	0
Kansas State	0/0/0	0	0	0	0	0	0
Arizona	3/3/6	1.5/13	1.0/12	0	0	0	0
Cincinnati	2/1/3	1.0/9	1.0/9	0	0	0	0
Baylor	0/0/0	0	0	0	0	0	0
UCF	1/1/2	1.0/11	1.0/11	0	0	0	0
Texas Tech	1/2/3	0.5/2	0	0	0	0	0
Memphis	1/1/2	0.5/1	0	0	0	0	0
Totals	21/19/40	14/78	6.5/55	0	1	0	0

Jackson's Defensive Statistics

Year	GP	T/A/TT	TFL	Sacks	INT	PB	FF	FR
2024	13	21/19/40	14/78	6.5/55	0	0	0	1
2023	12	17/10/27	7/23	3.5/17	0	2	2	1
2022	14	22/33/55	14.5/72	8/56	0	2	2	0
2021	10	3/9/12	1/5	0/0	0	0	0	0
Totals	49	63/71/134	36.5/178	18/128	0	4	4	2



LB, 6-1, 228, r-So.
Gulliver Prep
Goulds, Fla.

4 TREY LATHAN


- Played in 22 career games, including 18 starts
- Helped lead the defense with seven tackles and a TFL in the Frisco Bowl against Memphis
- Big game at Texas Tech included a season-high tying 10 tackles, including nine solos and a TFL
- WVU Blue Collar Award: UCF
- Added seven tackles, including four solos, against UCF
- Finished with five stops against Baylor
- Totalled eight tackles and a sack for a loss of 13 yards at Cincinnati
- Recorded five total tackles at Arizona
- Posted seven stops against Kansas State
- Finished with three tackles against Iowa State
- Assisted a TFL at Oklahoma State
- Second-leading tackler against Kansas with 10 stops and a TFL
- Tallied three TFLs and his first career sack at Pitt
- WVU's second-leading tackler against UAlbany, tallying five stops and an assist on a TFL
- Returned from an injury in the season opener against Penn State, totaling six tackles and one TFL
- Started the first five games in 2023 before suffering a season-ending leg injury at TCU

2024 Game-By-Game

Opponent	UT/AT/TT	TFL	Sacks	FF	FR	Int	PBU
Penn State	2/4/6	1.0/2	0	0	0	0	0
UAlbany	1/4/5	0.5/1	0	0	0	0	0
Pitt	3/1/4	3.0/11	1.0/1	0	0	0	0
Kansas	5/5/10	1.0/3	0	0	0	0	0
Oklahoma State	0/2/2	0.5/0	0	0	0	0	0
Iowa State	2/1/3	0	0	0	0	0	0
Kansas State	2/5/7	0	0	0	0	0	0
Arizona	1/4/5	0	0	0	0	0	0
Cincinnati	4/4/8	1.0/13	1.0/13	1	0	0	0
Baylor	3/2/5	0	0	0	0	0	0
UCF	4/3/7	0	0	0	0	0	0
Texas Tech	9/1/10	1.0/2	0	0	0	0	0
Memphis	4/3/7	1.0/2	0	0	0	0	0
Totals	40/39/79	9/34	2.0/14	1	0	0	0

Lathan's Defensive Statistics

Year	GP	T/A/TT	TFL	Sacks	INT	PB	FF	FR
2024	13	40/39/79	9/34	2.0/14	0	0	1	0
2023	5	11/16/27	1/1	0/0	0	2	1	0
2022	4	0/6/6	0/0	0/0	0	0	0	0
Totals	22	51/61/112	10/35	2.0/14	0	2	2	0



S, 5-10, 190, r-Jr.
Northwestern
Miami, Fla.

3 JAHEEM JOSEPH

- Appeared in all 13 games this season, including 12 starts
- Recorded a pair of solo stops in the Frisco Bowl against Memphis
- Posted two solo tackles at Texas Tech
- Added three stops, including two solos, against UCF
- Finished with three tackles against Baylor
- Tallied two solo stops at Cincinnati
- Recorded two assisted tackles and a pass breakup at Arizona
- Added four stops and a pass breakup against Kansas State
- Finished with five tackles and his first TFL as a Mountaineer against Iowa State
- WVU Blue Collar Award: Oklahoma State
- Tied his season high with four tackles at Oklahoma State; also had an interception
- Posted three solo stops against Kansas
- Tied his season high with four tackles at Pitt, including tying season high with three solo stops
- Had three tackles against UAlbany
- Had a season-high four tackles against Penn State

2024 Game-By-Game

Opponent	UT/AT/TT	TFL	Sacks	FF	FR	Int	PBU
Penn State	1/3/5	0	0	0	0	0	0
UAlbany	2/1/3	0	0	0	0	0	0
Pitt	3/1/4	0	0	0	0	0	0
Kansas	3/0/3	0	0	0	0	0	0
Oklahoma State	2/2/4	0	0	0	0	1/6	0
Iowa State	2/3/5	0.5/4	0.5/4	0	0	0	0
Kansas State	2/2/4	0	0	0	0	0	1
Arizona	0/2/2	0	0	0	0	0	1
Cincinnati	2/0/2	0	0	0	0	0	0
Baylor	2/1/3	0	0	0	0	0	0
UCF	2/1/3	0	0	0	0	0	0
Texas Tech	2/0/2	0	0	0	0	0	0
Memphis	2/0/2	0	0	0	0	0	0
Totals	25/16/42	0.5/4	0.5/4	0	0	1/6	2

Joseph's Defensive Statistics

Year	GP	T/A/TT	TFL	Sacks	INT	PB	FF	FR
2024	13	25/16/42	0.5/4	0.5/4	1/6	2	0	0



DL, 6-5, 292, Sr.
Bluefield
Bluefield, W.Va.

5 SEAN MARTIN

- Appeared in 56 straight career games, including 34 starts
- Has not missed a game since 2020
- Finished with five tackles and a TFL in the Frisco Bowl against Memphis
- Recorded his first career pass breakup at Texas Tech
- WVU Defensive Champion: UCF
- Registered a sack for the second straight game, finishing with three tackles against Baylor
- Posted three tackles and a sack at Cincinnati
- WVU Juice Award: Arizona
- Added one solo tackle at Arizona
- Finished with four stops and an assisted TFL against KSU
- Assisted on a sack against Iowa State
- WVU Blue Collar Award: Oklahoma State
- Assisted four tackles and a TFL against Kansas
- Tallied one solo stop at Pitt
- Posted his first tackles of the season, including a sack, against UAlbany
- 2024 Iron Mountaineer Award winner
- 2023 All-Big 12 Honorable Mention (Coaches)

2024 Game-By-Game

Opponent	UT/AT/TT	TFL	Sacks	FF	FR	Int	PBU
Penn State	0/0/0	0	0	0	0	0	0
UAlbany	2/0/2	1.0/7	1.0/7	0	0	0	0
Pitt	1/0/1	0	0	0	0	0	0
Kansas	0/4/4	0.5/1	0	0	0	0	0
Oklahoma State	0/0/0	0	0	0	0	0	0
Iowa State	0/1/1	0.5/5	0.5/5	0	0	0	0
Kansas State	2/2/4	0.5/0	0	0	0	0	0
Arizona	1/0/1	0	0	0	0	0	0
Cincinnati	1/2/3	1.0/8	1.0/8	0	0	0	0
Baylor	1/2/3	1.0/7	1.0/7	0	0	0	0
UCF	1/0/1	0	0	0	0	0	0
Texas Tech	0/0/0	0	0	0	0	0	1
Memphis	1/4/5	1.0/1	0	0	0	0	0
Totals	10/15/25	5.5/29	3.5/27	0	0	0	1

Martin's Defensive Statistics

Year	GP	T/A/TT	TFL	Sacks	INT	PB	FF	FR
2024	13	10/15/25	5.5/29	3.5/27	0	1	0	0
2023	13	15/12/27	5/14	1/7	0	0	0	0
2022	12	17/17/34	8/35	4/27	0	0	1	0
2021	13	5/11/16	0/0	0/0	0	0	0	0
2020	5	0/0/0	0	0	0	0	0	0
Totals	56	47/55/102	18.5/78	8.5/61	0	1	1	0



DL, 6-4, 309, r-Sr.
Penn State
Harrisburg, Pa.

54 FATORMA MULBAH

- Played in 45 career games with 13 starts
- Added five tackles and assisted a TFL in the Frisco Bowl against Memphis
- Recorded three tackles and a TFL at Texas Tech
- WVU Blue Collar Award: UCF
- Finished with four tackles against UCF
- Assisted three tackles against Baylor
- Led the defense with a career-high 13 tackles at Cincinnati, which included five solos and an assist on a TFL
- WVU Defensive Champion: Arizona
- Lone tackle at Arizona was a TFL for a loss of a yard
- Finished with four tackles and assisted on a tackle for loss against Kansas State
- Recorded a season-best eight tackles, including four solo stops, against Iowa State
- WVU Blue Collar Award: Oklahoma State
- Posted his first sack of the season at Oklahoma State
- WVU Defensive Champion: Kansas
- Tallied three stops against Kansas
- Added four assisted tackles in the season opener against Penn State
- WVU Blue Collar Award: Albany
- Registered a season-high five tackles, including two solos and one tackle for loss against Pitt

2024 Game-By-Game

Opponent	UT/AT/TT	TFL	Sacks	FF	FR	Int	PBU
Penn St.	0/4/4	0	0	0	0	0	0
Albany	0/0/0	0	0	0	0	0	0
Pitt	0/0/0	0	0	0	0	0	0
Kansas	1/2/3	0	0	0	0	0	0
Oklahoma State	1/1/2	1.0/8	1.0/8	0	0	0	0
Iowa State	4/4/8	0	0	0	0	0	0
Kansas State	3/1/4	0.5/1	0	0	0	0	0
Arizona	1/0/1	1.0/1	0	0	0	0	0
Cincinnati	5/8/13	0.5	0	0	0	0	0
Baylor	0/3/3	0	0	0	0	0	0
UCF	1/3/4	0	0	0	0	0	0
Texas Tech	2/1/3	1/1	0	0	0	0	0
Memphis	2/3/5	0.5/1	0	0	0	0	0
Totals	20/30/50	4.5/12	1.0/8	0	0	0	0

Mulbah's Defensive Statistics

Year	GP	T/A/TT	TFL	Sacks	INT	PB	FF	FR
2024	13	20/30/50	4.5/12	1.0/8	0	0	0	0
2023	13	10/15/25	3/10	0.5/4	0	0	0	0
2022	13	0/0/0	0/0	0/0	0	0	0	0
2021	6	2/2/4	0/0	0/0	0	0	0	0
Totals	45	32/47/79	7.5/22	1.5/12	0	0	0	0



DL, 6-3, 291, r-So.
Collins Hill
Suwanee, Ga.

92 ASANI REDWOOD

- Has played in 27 career games with two starts
- Added one solo stop in the Frisco Bowl against Memphis
- Finished with three tackles against Baylor
- Recorded his first sack of the season and finished with three solo tackles against Iowa State
- Tallied three tackles and a TFL against Kansas
- Assisted on a TFL against UAlbany
- Posted a pair of tackles in the season opener against PSU
- Registered three tackles, including 1 1/2 sacks in 2023

2024 Game-By-Game

Opponent	UT/AT/TT	TFL	Sacks	FF	FR	Int	PBU
Penn State	1/1/2	0	0	0	0	0	0
UAlbany	0/1/1	0.5/0	0	0	0	0	0
Pitt	0/0/0	0	0	0	0	0	0
Kansas	1/2/3	1/3	0	0	0	0	0
Oklahoma State	0/0/0	0	0	0	0	0	0
Iowa State	3/0/3	1.0/6	1.0/6	0	0	0	0
Kansas State	0/1/1	0	0	0	0	0	0
Arizona	0/1/1	0	0	0	0	0	0
Cincinnati	0/1/1	0	0	0	0	0	0
Baylor	1/2/3	0	0	0	0	0	0
UCF	1/0/1	0	0	0	0	0	0
Texas Tech	0/0/0	0	0	0	0	0	0
Memphis	1/0/1	0	0	0	0	0	0
Totals	8/9/17	2.5/9	1.0/6	0	0	0	0

Redwood's Defensive Statistics

Year	GP	T/A/TT	TFL	Sacks	INT	PB	FF	FR
2024	13	8/9/17	2.5/9	1.0/6	0	0	0	0
2023	11	1/2/3	1.5/13	1.5/13	0	0	0	0
2022	3	2/2/4	0.5/1	0/0	0	0	0	0
Totals	27	11/13/24	4.5/23	2.5/19	0	0	0	0



DL, 6-3, 308, r-Jr.
Dublin Coffman
 Dublin, Ohio

99 **HAMMOND**
RUSSELL IV

- Has played in 27 career games
- Recorded two assisted tackles at Texas Tech
- Assisted two tackles and a TFL against UCF
- Added three tackles and a sack at Arizona
- Finished with two tackles against Iowa State
- Lone tackle at Oklahoma State was a sack
- Recorded a pair of stops against Kansas
- Posted his first sack of the season at Pitt
- Tallied one solo stop in the season opener against Penn State
- Finished with 10 tackles and a sack in 2023

2024 Game-By-Game

Opponent	UT/AT/TT	TFL	Sacks	FF	FR	Int	PBU
Penn St.	1/0/1	0	0	0	0	0	0
UAlbany	0/0/0	0	0	0	0	0	0
Pitt	1/1/2	1.0/7	1.0/7	0	0	0	0
Kansas	1/1/2	0	0	0	0	0	0
Oklahoma State	1/0/1	1.0/7	1.0/7	0	0	0	0
Iowa State	1/1/2	0	0	0	0	0	0
Kansas State	1/0/1	0	0	0	0	0	0
Arizona	1/2/3	1.0/5	1.0/5	0	0	0	0
Cincinnati	0/0/0	0	0	0	0	0	0
Baylor	0/1/1	0	0	0	0	0	0
UCF	0/2/2	0.5	0	0	0	0	0
Texas Tech	0/2/2	0	0	0	0	0	0
Memphis	0/0/0	0	0	0	0	0	0
Totals	7/10/17	3.5/19	3/19	0	0	0	0

Russell's Defensive Statistics

Year	GP	T/A/TT	TFL	Sacks	INT	PB	FF	FR
2024	13	7/10/17	3.5/19	3/19	0	0	0	0
2023	12	4/6/10	0.5/6	0.5/6	0	0	0	0
2021	2	0/0/0	0	0	0	0	0	0
Totals	27	11/16/25	4/25	3.5/25	0	0	0	0



CB, 5-11, 186, Jr.
American Heritage
 Fort Lauderdale, Fla.

6 **JACOLBY**
SPELLS

- Has played in 28 career games, including two starts
- Posted one solo stop at Cincinnati
- Assisted a tackle against Kansas State
- Recorded a pair of tackles and pass breakup against KU
- Added a pass breakup against UAlbany

2024 Game-By-Game

Opponent	UT/AT/TT	TFL	Sacks	FF	FR	Int	PBU
Penn State			DNP				
UAlbany	0/0/0	0	0	0	0	0	1
Pitt			DNP				
Kansas	1/1/2	0	0	0	0	0	1
Oklahoma State			DNP				
Iowa State			DNP				
Kansas State	0/1/1	0	0	0	0	0	0
Arizona	0/0/0	0	0	0	0	0	0
Cincinnati	1/0/1	0	0	0	0	0	0
Baylor	0/0/0	0	0	0	0	0	0
UCF			DNP				
Texas Tech			DNP				
Memphis	0/0/0	0	0	0	0	0	0
Totals	2/2/4	0	0	0	0	0	2

Spells' Defensive Statistics

Year	GP	T/A/TT	TFL	Sacks	INT	PB	FF	FR
2024	7	2/2/4	0	0	0	2	0	0
2023	12	5/3/8	0.5/1	0	0	1	0	0
2022	9	9/4/13	0	0	1/27	0	0	0
Totals	28	16/9/24	0/5.1	0	1/27	3	0	0



S, 6-0, 200, Sr.
Jacksonville State
 Monrovia, Liberia

14 **KEKOURA**
TARNUE

- Has played in 44 career games, including 31 starts
- Added two solo stops and a TFL in the Frisco Bowl against Memphis
- Finished with one solo tackle against UCF
- Tallied five tackles and a TFL against Baylor
- Recovered a fumble for the first time as a Mountaineer and posted six solo tackles at Cincinnati
- Forced the first fumble of his career and finished with five tackles at Arizona
- Added two tackles and his first pass breakup of the year against Kansas State
- Posted a pair of solo tackles against Iowa State
- Finished with four stops at Oklahoma State
- Recorded three solo stops against UAlbany
- Made his Mountaineer debut and posted four tackles including three solos, in the season opener against Penn State
- Spent two years at Rochester Community and Technical College before playing one season at Jacksonville State and arriving at WVU

2024 Game-By-Game

Opponent	UT/AT/TT	TFL	Sacks	FF	FR	Int	PBU
Penn State	3/1/4	0	0	0	0	0	0
UAlbany	3/0/3	0	0	0	0	0	0
Pitt	0/0/0	0	0	0	0	0	0
Kansas	0/0/0	0	0	0	0	0	0
Oklahoma State	3/1/4	0	0	0	0	0	0
Iowa State	2/0/2	0	0	0	0	0	0
Kansas State	0/2/2	0	0	0	0	0	1
Arizona	3/2/5	0	0	1	0	0	0
Cincinnati	6/0/6	0	0	0	1	0	0
Baylor	2/3/5	1.0/1	0	0	0	0	0
UCF	1/0/1	0	0	0	0	0	0
Texas Tech	0/0/0	0	0	0	0	0	0
Memphis	2/0/2	1.0/1	0	0	0	0	0
Totals	25/9/34	2.0/2	0	1	1	0	1

Tarnue's Defensive Statistics

Year	GP	T/A/TT	TFL	Sacks	INT	PB	FF	FR
2024	13	25/9/34	2.0/2	0	0	0	1	1
2023	13	47/6/53	2/20	1/12	3/36	7	0	0
2022	10	25/21/46	1/3	0/0	8/50	1	0	3
2021	8	17/5/22	0/0	0/0	3/55	9	0	0
Totals	44	114/41/155	5/25	1/12	14/141	17	1	4



S, 5-9, 194, r-Sr.
Georgia Southern
Columbia, S.C.

12 ANTHONY WILSON JR.

- Played in 66 career games, including 25 at WVU, with 62 career starts
- Ranked No. 6 in the Big 12 Conference in average tackles per game (7.8)
- Tied for team lead with seven tackles, including four solos, in the Frisco Bowl against Memphis
- Recorded six solo tackles and intercepted his second pass of the season at Texas Tech
- WVU Blue Collar Award: UCF
- Paced the defense with 10 tackles, including five solos and a pass breakup, against UCF
- Finished with 15 total tackles, including nine solos, against Baylor
- Intercepted a pass at Cincinnati and returned it 79 yards for a touchdown; finished with 11 tackles
- WVU Juice Award: Arizona
- Led the defense at Arizona with eight stops, including five solo tackles
- Recorded six tackles in back-to-back games (Iowa State and Kansas State)
- Finished with four stops at Oklahoma State
- WVU Blue Collar Award: Kansas
- Added seven stops and a pass breakup against Kansas
- Posted seven tackles, including three solos, at Pitt
- Led the defense with six tackles and a pass breakup against UAlbany
- Finished with nine tackles in the season opener against Penn State
- Second-leading tackler in 2023 with 80 tackles (54 solo), 1 1/2 tackles for loss, an interception and five pass breakups

2024 Game-By-Game

Opponent	UT/AT/TT	TFL	Sacks	FF	FR	Int	PBU
Penn State	3/6/9	0	0	0	0	0	0
UAlbany	2/4/6	0	0	0	0	0	1
Pitt	3/4/7	0	0	0	0	0	0
Kansas	3/4/7	0	0	0	0	0	1
Oklahoma State	1/3/4	0	0	0	0	0	0
Iowa State	2/4/6	0	0	0	0	0	0
Kansas State	3/3/6	0	0	0	0	0	0
Arizona	5/3/8	0	0	0	0	0	0
Cincinnati	6/5/11	0	0	0	0	1/79	0
Baylor	9/6/15	0	0	0	0	0	0
UCF	5/5/10	0	0	0	0	0	1
Texas Tech	6/0/6	0	0	0	0	1	0
Memphis	4/3/7	0	0	0	0	0	0
Totals	52/50/102	0	0	0	0	2/79	3

Wilson's Defensive Statistics

Year	GP	T/A/TT	TFL	Sacks	INT	PB	FF	FR
2024	13	52/50/102	0	0	2	3	0	0
2023	13	54/26/80	1.5/3	0/0	1	5	0	0
2022	13	60/40/100	3.5/8	1.5/4	1	6	1	1
2021	12	43/35/78	4.5/17	1/9	0	9	1	0
2020	12	42/35/67	2.5/8	0.5/3	1	8	0	0
2019	3	0/0/0	0/0	0/0	0	0	0	0
Totals	66	251/186/427	12/36	3/16	5	31	2	1



KOR/PR, 5-10, 190, r-Jr.
Morgantown
Morgantown, W.Va.

29 **PRESTON**
FOX

- Played in 41 career games, including 12 starts
- Ranked No. 6 in the Big 12 Conference and No. 44 in combined kick return yards (409)
- WVU Special Teams Champion: UCF
- Posted two kickoff returns for a total of 76 yards and a long of 40 against UCF
- Tallied two punt returns for 21 yards and three kickoff returns for 67 yards against Baylor
- Finished with 130 yards on six returns at Cincinnati, including 46 on three punt returns and 84 on three kickoff returns
- Totaled 77 yards on three kickoff returns against Kansas State, including a season-long 30-yard return
- Posted a pair of returns for 16 yards at Pitt
- Tallied two punt returns against UAlbany, totaling 16 yards

2024 Game-By-Game Punt Returns

Opponent	No.	Yards	Avg.	TDs	Long
Penn State	0	0	0	0	0
UAlbany	2	16	8.0	0	14
Pitt	2	16	8.0	0	13
Kansas	0	0	0	0	0
Oklahoma State	2	6	3.0	0	6
Iowa State	0	0	0	0	0
Kansas State	1	0	0	0	0
Arizona	1	0	0	0	0
Cincinnati	3	46	15.3	0	29
Baylor	2	21	10.5	0	21
UCF	0	0	0	0	0
Texas Tech	0	0	0	0	0
Memphis	0	0	0	0	0
Totals	13	105	8.1	0	29

2024 Game-By-Game Kickoff Returns

Opponent	No.	Yards	Avg.	TDs	Long
Penn State	0	0	0	0	0
UAlbany	0	0	0	0	0
Pitt	0	0	0	0	0
Kansas	0	0	0	0	0
Oklahoma State	0	0	0	0	0
Iowa State	0	0	0	0	0
Kansas State	3	77	25.7	0	30
Arizona	0	0	0	0	0
Cincinnati	3	84	28.0	0	43
Baylor	3	67	22.3	0	28
UCF	2	76	38.0	0	40
Texas Tech	0	0	0	0	0
Memphis	0	0	0	0	0
Totals	11	304	27.6	0	43

Fox's Punt Return Statistics

Year	Games	No.	Yards	Avg.	TD	Long
2024	13	13	105	8.1	0	29
2023	12	18	145	8.1	0	20
2022	12	7	51	7.3	0	27
2021	4	0	0	0	0	0
Totals	41	41	357	8.7	0	27

Fox's Kickoff Return Statistics

Year	Games	No.	Yards	Avg.	TD	Long
2024	13	9	228	25.3	0	43
2023	12	8	172	21.5	0	33
2022	12	0	0	0	0	0
2021	4	0	0	0	0	0
Totals	41	17	400	23.5	0	43



K, 5-9, 186, r-Sr.
Georgia State
Florence, S.C.

22 **MICHAEL**
HAYES II

- Played in 54 career games, including 26 at WVU
- Ranked No. 9 nationally in field goal percentage (.929)
- Ranked No. 10 in the Big 12 Conference in average field goals made per game (1.00)
- Connected on a 46-yard field goal and four extra-point attempts in the Frisco Bowl against Memphis
- Hit a career-long 52 yard field goal at Texas Tech
- WVU Special Teams Champion: UCF
- Converted a 35-yard field goal and hit four extra points against UCF
- Went 5-of-5 on extra-point attempts against Baylor
- Connected on a 24-yard field goal at Cincinnati
- Hit a new season best 45-yard field goal and went 4-for-4 on PATs at Arizona
- Tied his season long with a 44-yard field goal against KSU
- Scored from 43-yards out and hit one PAT against ISU
- Connected on a 39-yard field goal and five extra-point attempts at Oklahoma State
- WVU Special Teams Champion: Kansas
- Hit a field goal from 40 yards out against Kansas, while also going 3-for-3 on PATs
- Went 2-for-2 on field goals and added four PATs at Pitt
- Added seven PATs against UAlbany
- Connected on two field goals from 38 and 39 yards in the season opener against Penn State

2024 Game-By-Game

Opponent	FGM/FGA	Pct.	Long	XP/XPA	Pts
Penn State	2/2	100	39	0/0	6
UAlbany	0/0	0	--	6/6	6
Pitt	2/2	100	44	4/4	10
Kansas	1/1	100	40	3/3	6
Oklahoma State	1/1	100	39	5/5	8
Iowa State	1/2	50	43	1/1	4
Kansas State	1/1	100	44	1/1	4
Arizona	1/1	100	45	4/4	7
Cincinnati	1/1	100	24	4/4	7
Baylor	0/0	0	--	5/5	5
UCF	1/1	100	35	4/4	7
Texas Tech	1/1	100	52	0/0	3
Memphis	1/1	100	46	4/4	7
Totals	12/13	92.3	52	41/41	77

2024 Field Goal Sequence

Penn State	(38), (39)
UAlbany	-
Pitt	(44), (23)
Kansas	(40)
Oklahoma State	(39)
Iowa State	36, (43)
Kansas State	(44)
Arizona	(45)
Cincinnati	(24)
Baylor	-
UCF	(35)
Texas Tech	(52)
Memphis	(46)

Made FGs in (x)

Hayes' Field Goal Statistics

Year	FG/A	Pct.	1/29	30/39	40/49	50+	LG
2024	13/14	.923	2/2	4/5	5/5	1/1	52
2023	17/21	.810	7/7	5/5	5/6	0/3	49
2022	11/14	.786	3/3	2/4	5/6	1/1	51
2021	0/0	0	0/0	0/0	0/0	0/0	0
2020	1/1	1.000	1/1	0/0	0/0	0/0	23
Totals	42/50	.84	13/13	11/14	16/18	2/5	52

Hayes' Kickoff Statistics

Year	Kickoffs	Yards	Avg.	TB
2024	70	4,240	60.6	22
2023	73	4,491	61.5	20
2022	69	4,433	64.2	47
2021	45	2,859	63.5	15
2020	14	641	45.8	1
Totals	271	16,661	61.5	105



7 **TRAYLON**
RAY

- Appeared in 10 games this season
- Added one kickoff return for 15 yards before sustaining an season-ending injury in the second half against Baylor
- Returned one kickoff against Iowa State, season-long return that went for 33 yards
- Lone return against Kansas went for 15 yards
- Posted one kickoff return for 18 yards at Pitt
- Tallied three returns for 28 yards against UAlbany
- Made his kickoff return debut against Penn State

2024 Game-By-Game Kickoff Returns

Opponent	No.	Yards	Avg.	TDs	Long
Penn State	2	35	17.5	0	20
UAlbany	3	38	12.7	0	28
Pitt	1	18	18.0	0	18
Kansas	1	15	15.0	0	15
Oklahoma State	0	0	0	0	0
Iowa State	1	33	33.0	0	33
Kansas State	0	0	0	0	0
Arizona	0	0	0	0	0
Cincinnati	0	0	0	0	0
Baylor	1	15	15.0	0	15
UCF			DNP		
Texas Tech			DNP		
Memphis			DNP		
Totals	9	154	17.1	0	33

Ray's Kickoff Returning Statistics

Year	Games	No.	Yards	Avg.	TD	Long
2024	10	9	154	17.1	0	33



P, 6-2, 209, Jr.
Mentone Grammar School
Melbourne, Australia

41 OLIVER
STRAW

- Has played in 35 career games
- Punted twice for 89 total yards in the Frisco Bowl against Memphis
- Recorded two punts for 96 total yards and a long of 52 at Texas Tech
- Totaled four punts for 200 yards against UCF, pinning two inside the 20 with a season-high tying long of 57
- Punted three times for 89 yards against Baylor
- Finished with five punts for 218 yards and a long of 46 yards at Cincinnati
- Tallied three punts for a total of 138 yards at Arizona
- Punted the ball two times against Kansas State, totaling 99 yards with a long of 54
- Recorded four punts for 154 yards against Kansas, placing a pair inside the 20
- Finished with three punts for 135 yards, including a season-long 57 yarder, at Pitt
- Added just one punt for 46 yards against UAlbany
- Punted four times for 176 total yards, averaging 44 yards per punt in the season opener against Penn State
- 2023 All-Big 12 Honorable Mention (Coaches)
- Placed 19 punts inside the opponent's 20-yard line, allowing only two touchbacks

2024 Game-By-Game

Opponent	Punts	Yds.	Avg.	Lg.	TB	FC	50+	I-20
Penn State	4	176	44.0	46	0	4	0	2
UAlbany	1	46	46.0	46	0	1	0	1
Pitt	3	135	45.0	57	0	0	1	1
Kansas	4	154	38.5	41	0	0	0	2
Oklahoma State	0	0	0	0	0	0	0	0
Iowa State	2	90	45.0	46	0	2	0	2
Kansas State	2	99	49.5	54	0	0	1	0
Arizona	3	138	46.0	47	0	0	0	1
Cincinnati	5	218	43.6	46	0	1	0	3
Baylor	3	89	29.7	45	1	1	0	1
UCF	4	200	50.0	57	0	2	2	2
Texas Tech	2	96	48.0	52	1	0	1	0
Memphis	2	89	44.5	48	0	1	0	0
Totals	35	1,530	43.7	57	2	12	5	15

Straw's Punting Statistics

Year	Punts	Yards	Avg.	Long	TB	FC	50+	I-20
2024	35	1,530	43.7	57	2	12	5	15
2023	43	1,853	43.1	61	2	21	8	19
2022	48	2,029	42.3	63	2	24	7	17
Totals	126	5,412	43.0	63	6	57	21	42

MORGANTOWN, W.Va. (Aug. 31, 2024) -

No. 8/9 Penn State came to Morgantown for the first time in 32 years and left with a 34-12 victory over West Virginia.

One of WVU's most anticipated home openers in years saw a FOX national broadcast as well as the network's Big Noon Kickoff Show in town to start the season. A sellout crowd of 62,084 was treated to a competitive first half before a two hour and 19 minute rain and lightning delay to start the third quarter dampened the festivities.

After a scoreless first quarter, Penn State started the scoring at the 14:53 mark of the second, when quarterback Drew Allar connected on a 50-yard touchdown pass to receiver Harrison Wallace. The Nittany Lions opted to go for two, but the conversion failed, putting the score at 6-0.

The visitors went to the air again at the 9:46 mark as Allar connected with Kaytron Allen for a 20-yard touchdown reception and a 13-0 advantage.

West Virginia got on the scoreboard later in the second quarter, when kicker Michael Hayes II scored WVU's first points of the season on a 38-yard field goal. Hayes II lit the scoreboard again with just 37 seconds left before halftime as his 39-yard field goal closed the home team's deficit to 13-6.

However, the final 32 seconds of the second quarter proved to be a killer for the Mountaineers. The Nittany Lions marched 73 yards in three plays, highlighted by a 55-yard completion, before Allar's 18-yard touchdown pass to Wallace gave the visitors a 20-6 edge at the break.

Not all the fans returned for the third quarter after the lightning delay, and Penn State essentially put the game away on its first drive of the second half. Receiving the ball first, the Nittany Lions drove 78 yards in nine plays as Nicholas Singleton's 40-yard scoring run gave Penn State a 27-6 advantage for the only score in the quarter.

West Virginia's lone score in the second half came at the 12:49 mark of the fourth, when running back CJ Donaldson Jr., scored from 1-yard out to end a 10-play, 70-yard drive. When WVU's two-point conversion failed, the visitors led 27-12.

Penn State put an insurance score on the board with 9:00 left in the game. Backup quarterback Beau Pribula connected with tight end Tyler Warren for a 19-yard touchdown catch, giving the Nittany Lions four touchdown receptions in the game.

One last scoring chance for West Virginia ended at the 2:37 mark, when backup quarterback Nicco Marchiol was intercepted at the Penn State 30-yard line.

Allar passed for 216 yards and three scores to lead the Nittany Lion attack. Wallace hauled in 117 yards receiving and two scores, while Singleton rushed for 114 yards and one touchdown. The Penn State defense was led by Kevin Winston with 12 tackles.

West Virginia received 161 yards passing from Garrett Greene. Aside from the two field goals from Hayes, Josiah Trotter led the defense with 10 stops.

The Mountaineers turned in 85 yards rushing and 161 passing for 246 yards of total offense. Penn State was solid with 222 yards on the ground and 235 passing for 457 yards of offense.

The loss marks the fourth year in a row that West Virginia has dropped its season opener and second year in a row to Penn State.

GAME NO. 1: NO. 8/9 PENN STATE 34, WEST VIRGINIA 12



ANTHONY WILSON JR.

Scoring and Statistical Summary

	1	2	3	4	F
Penn State.....	0	20	7	7	34
West Virginia	0	6	0	6	12

- 2nd PSU - Harrison Wallace 50 pass from Drew Allar (Beau Pribula 2-point pass failed)
- PSU - Kaytron Allen 20 pass from Allar (Sander Sahaydak kick)
- WVU - Michael Hayes II 38 FG
- WVU - Hayes II 39 FG
- PSU - Wallace 18 pass from Allar (Sahaydak kick)
- 3rd PSU - Nicholas Singleton 40 rush (Sahaydek kick)
- 4th WVU - CJ Donaldson Jr. 1 rush (Garrett Greene 2-point pass failed)
- PSU - Tyler Warren 19 pass from Pribula (Sahaydak kick)

	PSU	WVU
First Downs	21	19
Rushes/Yards	42/222	37/85
Passing Yardage	235	161
Passes	12/18/0	15/29/1
Punts	4/176/44.0	4/176/44.0
Fumbles/Lost	1/1	4/2
Return Yardage	62	35
Penalties/Yards	8/60	1/5
Time of Possession	30:25	29:35

WVU RUSHING: Donaldson Jr. 12-42, White 8-33; WVU PASSING: Greene 15-28-0-161; WVU RECEIVING: Ray 4-37; WVU TACKLES (TFL/QS): Trotter 10, Wilson 9; WVU INTERCEPTIONS: None.

PSU RUSHING: Singleton 13-114; PSU PASSING: Allar 11-17-0-216; PSU RECEIVING: Wallace 5-117, PSU TACKLES (TFL/QS): Winston 12, Reed 9; PSU INTERCEPTIONS: Washington.

Attendance - 62,084

MORGANTOWN, W.Va. (Sept. 7, 2024) - West Virginia secured its first victory of the 2024 season with a convincing 49-14 win over UAlbany at Milan Puskar Stadium.

A strong ground game, mixed with a solid passing attack, paced the Mountaineer offense, which turned in two 100-yard rushers against the Great Danes.

CJ Donaldson Jr. led the way with 125 yards on 14 carries for an 8.9 yards per carry average and one touchdown. Teammate Jahiem White followed with 100 yards rushing on 10 carries for a 10.0 per carry average and one score.

It was White who got the scoring started for the Mountaineers with 9:34 remaining in the opening quarter. His 14-yard run was his first score of the season and gave WVU a 7-0 lead.

The margin was extended with 5:41 left in the quarter, when quarterback Garrett Greene connected with receiver Justin Robinson for a 12-yard scoring play.

Greene's second touchdown pass came early in the second quarter on a 39-yard connection to tight end Kole Taylor.

Trailing 21-0, UAlbany found its rhythm and quickly closed the gap with two straight scores. Quarterback Myles Burkett led an 87-yard drive that ended with Griffin Woodell's 7-yard run. Next, it was Burkett's 33-yard touchdown pass to Jacari Carter that pulled the Great Danes within 21-14 with 1:54 left in the first half.

However, West Virginia did not settle for running out the first-half clock and scored one more time before intermission on the dynamic legs of Greene, who scampered 40 yards for the score and a 14-point lead for the home team.

UAlbany received the first possession of the third quarter and drove 84 yards to the WVU 1-yard line, but the Mountaineer defense held on four plays to change the complexion of the game.

The Mountaineers went on to score twice in the quarter and once more in the fourth for 21 second-half points and 28 unanswered when you account for Greene's late score before the half.

After the defense held, the offense took over at the 1-yard line, and Greene marched the unit 99 yards for the first time since 2020, hitting Hudson Clement for a 10-yard touchdown reception and a 35-14 lead.

West Virginia took advantage of a 44-yard completion to receiver Jaden Bray to set up a 2-yard run from Donaldson, giving the Mountaineers a 42-14 lead heading to the fourth.

The scoring ended with 7:16 remaining, when backup quarterback Nicco Marchiol led a five-play, 87-yard drive, which he capped with a 12-yard touchdown run.

Aside from the two running backs, West Virginia got good offensive numbers from Greene who finished with 236 yards passing and accounted for four scores.

Burkett topped the Great Dane offense with 306 yards passing, while Seven McGee had four catches for 90 yards. Defensively, Dontae Lunan, Thomas Joe-Kamara and Ron Holmes combined for 31 of 59 tackles made by the unit.

West Virginia finished with 305 rushing yards and 248 passing for 553 offensive yards. UAlbany had 68 yards on the ground and 306 through the air for 374 total yards.

The win improved WVU to 22-0 vs. FCS teams.

GAME 2: WEST VIRGINIAS 49, UALBANY 14



CJ DONALDSON JR.

BEN CUTTER

Scoring and Statistical Summary

	1	2	3	4	F
UAlbany	0	14	0	0	14
West Virginia	14	14	14	7	49

- 1st WVU - Jahiem White 14 rush (Michael Hayes II kick)
WVU - Justin Robinson 12 pass from Garrett Greene (Hayes II kick)
- 2nd WVU - Kole Taylor 39 pass from Greene (Hayes kick)
UA - Griffin Woodell 7 rush (John Opalko kick)
UA - Jacari Carter 33 pass from Myles Burkett (Opalko kick)
- 2nd WVU - Greene 40 rush (Hayes II kick)
- 3rd WVU - Hudson Clement 10 pass from Greene (Hayes II kick)
- 3rd WVU - CJ Donaldson Jr. 2 rush (Hayes II kick)
- 4th WVU - Nicco Marchiol 12 rush (Kocan kick)

	UA	WVU
First Downs	21	31
Rushes/Yards	35/68	32/305
Passing Yardage	306	248
Passes	18/39/0	20/26/0
Punts	4/168/42.0	1/46/46.0
Fumbles/Lost	2/0	2/1
Return Yardage	79	54
Penalties/Yards	7/62	5/44
Time of Possession	35:18	24:42

WVU RUSHING: Donaldson Jr. 14-125, White 10-100; Greene 7-68; WVU PASSING: Greene 17-23-0-236; WVU RECEIVING: Clement 4-39, Taylor 2-47; WVU TACKLES (TFL/QS): Wilson 6, Cutter 5, Lathan 5 (1/0); WVU INTERCEPTIONS: None.

UA RUSHING: Uga 9-57; UA PASSING: Burkett 18-39-0-306; UA RECEIVING: McGee 4-90; UA TACKLES (TFL/QS): Lunan 11, Joe-Kamara 10, Holmes 10; UA INTERCEPTIONS: None.

Attendance - 50,073

PITTSBURGH, Pa. (Sept. 14, 2024) - Pitt erased a 10-point deficit in the final 4:54 to defeat West Virginia, 38-34, in the 107th renewal of the "Backyard Brawl."

The game lived up to its reputation as one of college football's best and fiercest rivalries as 66,087 fans at Acrisure Stadium were entertained in the back-and-forth affair with momentum changes throughout the game.

West Virginia struck first on its second possession as running back CJ Donaldson Jr., took a swing pass from quarterback Garrett Greene 10 yards for the score and a 7-0 lead.

Before the end of the first quarter, it was Pitt who had the lead behind a 31-yard Ben Sauls field goal and a 9-yard pass from quarterback Eli Holstein to Desmond Reid.

The Mountaineers opened the second quarter with a 75-yard drive and regained the lead on tailback Jahiem White's 5-yard run. White's run put the visitors on top 14-10 with 11:45 remaining in the first half.

Later in the second quarter, Holstein drove the Panthers 65 yards and found Reid again for a 19-yard touchdown pass and a 17-14 lead.

Just before halftime, the Mountaineers got a 44-yard field goal from Michael Hayes II to tie the contest at 17-17 at intermission.

Not only was the game tied, but the first half saw four lead changes, and the Panthers held a 222-194 advantage in total offense.

Pitt grabbed the momentum at the 8:27 mark of the third quarter by blocking an Oliver Straw punt and returning it 24 yards for a touchdown and a 24-17 advantage.

However, West Virginia quickly answered just 3:28 later with an 81-yard drive that saw Donaldson Jr. rush in from 4 yards out. The big play in the drive was a 44-yard completion from Greene to receiver Jaden Bray.

Just like halftime, the two rivals again were tied after three quarters, but West Virginia scored the first 10 points of the fourth for a 34-24 lead with only 4:54 remaining.

Hayes II kicked his second field goal of the game, as it was good from 23 yards. The Mountaineers marched 68 yards on their next possession and Greene finished it with a 28-yard touchdown pass to Justin Robinson.

As both teams did throughout the game, Pitt flipped the momentum one last time, and it carried the Panthers to victory. Holstein turned in a 23-yard run and then hit Daejon Reynolds for a 40-yard touchdown bomb to close the deficit to three.

After holding the Mountaineers to a three-and-out, the Panthers embarked on a 77-yard scoring drive in just 1:27 to win the game. The final points came from a Derrick Davis 1-yard rush to complete the comeback.

Greene finished with 49 yards rushing and 210 passing while throwing for two scores. Donaldson was strong with 79 yards rushing and scored a rushing and receiving touchdown.

Pitt got 301 yards passing and three touchdowns from Holstein, who also led the Panthers in rushing with 59 yards. Donovan McMillon, Kyle Louis and Rasheem Biles dominated the Pitt defense as the trio combined for 38 tackles.

Final numbers again showed how even the game was with WVU coming in at 398 total yards to Pitt's 379.

GAME NO. 3: PITT 38, WEST VIRGINIA 34



CJ DONALDSON JR.

JOSIAH TROTTER

Scoring and Statistical Summary

	1	2	3	4	F
West Virginia	7	10	7	10	34
Pitt	10	7	7	14	38

- 1st WVU - CJ Donaldson Jr. 10 pass from Garrett Greene (Michael Hayes II kick)
PITT - Ben Sauls 31 FG
PITT - Desmond Reid 9 pass from Eli Holstein (Sauls kick)
- 2nd WVU - Jahiem White 5 rush (Hayes II kick)
PITT - Reid 19 pass from Holstein (Sauls kick)
WVU - Hayes II 44 FG
- 3rd PITT - Brandon George 24 blocked punt return (Sauls kick)
WVU - Donaldson Jr. 4 rush (Hayes II kick)
- 4th WVU - Hayes II 23 FG
WVU - Justin Robinson 28 pass from Greene (Hayes II kick)
PITT - Daejon Reynolds 40 pass from Holstein (Sauls kick)
PITT - Derrick Davis 1 rush (Sauls kick)

	WVU	PITT
First Downs	22	24
Rushes/Yards	45/188	29/78
Passing Yardage	210	301
Passes	16/30/2	21/30/0
Punts	4/135/33.8	4/172/43.0
Fumbles/Lost	1/0	0/0
Return Yardage	34	72
Penalties/Yards	7/67	12/112
Time of Possession	36:17	23:43

WVU RUSHING: Donaldson Jr. 19-79; WVU PASSING: Greene 16-30-2-210; WVU RECEIVING: Taylor 4-43; WVU TACKLES (TFL/QS): Garnes 8, Wilson 7; WVU INTERCEPTIONS: None.

PITT RUSHING: Holstein 14-59; PITT PASSING: Holstein 21-30-0-301; PITT RECEIVING: Mumpfield 6-76, Johnson 5-79; PITT TACKLES (TFL/QS): McMillon 13, Louis 13 (1/0), Biles 12 (2/0); PITT INTERCEPTIONS: Louis, Brookins.

Attendance - 66,087

GAME NO. 4: WEST VIRGINIA 32, KANSAS 28

MORGANTOWN, W.Va. (Sept. 21, 2024) - West Virginia erased an 11-point deficit in the final 5:39 to rally and defeat Kansas, 32-28, at Milan Puskar Stadium.

Quarterback Garrett Greene was a warrior in the final two drives of the fourth quarter and willed the Mountaineers to victory. Taking a beating while delivering big plays, Greene finished with 87 yards rushing and 295 passing, while accounting for three touchdowns in the victory.

West Virginia's first scoring drive saw Greene connect with receiver Hudson Clement for receptions of 38 and 39 yards, which set up running back Jahiem White's 1-yard run for a 7-0 lead.

The Jayhawks tied the game at 7-7 in the second quarter, when running back Devin Neal scored on an 11-yard scamper. The drive covered 83 yards in 13 plays and used 6:16 off the clock.

The Mountaineers started a drive with 1:42 left in the half and regained the lead when Greene rushed in from 5 yards out for a 14-7 advantage.

Kansas went on a 14-3 run to start the third quarter and took a 21-17 advantage into the fourth.

The Jayhawks got touchdowns from a Jalon Daniels 7-yard pass to receiver Luke Grimm and a Daniel Hishaw 11-yard run. Both drives covered 75 yards, while the Mountaineers countered with a 40-yard field goal from kicker Michael Hayes III.

After a one hour and 58 minute lightning delay, Kansas continued its second-half domination in the fourth when Grimm took an end around 32 yards for a touchdown with 5:39 left to play. With Grimm's score, the Jayhawks had outscored the Mountaineers 21-3 in the second half before Greene stepped in to take control.

Using a two-minute offense, Greene marched the Mountaineers 75 yards in 2:12, hitting tight end Kole Taylor for an 8-yard touchdown reception. In the scoring drive, Greene completed passes of 16 and 26 yards, and after a successful two-point conversion, WVU trailed 28-25 with 3:23 remaining.

Desperately needing a stop, the Mountaineers forced a punt, giving the ball back to the offense at its own 33-yard with 2:22 left.

A 10-yard run and a 13-yard run by Greene to go along with an 11-yard pass completion set up Greene's 15-yard touchdown pass to Rodney Gallagher III to complete the comeback. It was the first touchdown of Gallagher's Mountaineer career, and the West Virginia defense forced a Kansas fumble in the closing seconds to preserve WVU's first Big 12 victory of the season.

Aside from Greene's big numbers, Clement hauled in seven catches for 150 yards, including an impressive 47 yards after the catch. Defensively, Josiah Trotter and Trey Lathan combined for 21 tackles, but it was Tyrin Bradley Jr.'s numbers that earned him Big 12 Defensive Player of the Week honors. His seven tackles, sack, interception, forced fumble and fumble recovery topped all defensive performers.

Kansas got 110 rushing yards from Neal, 184 passing from Daniels and 130 all-purpose yards from Grimm to lead the visitors.

Final numbers showed that West Virginia dominated the passing game and Kansas took honors in the running game. WVU collected 148 yards rushing and 295 passing for 443 total yards. Kansas rushed for 247 and passed for 184 to total 431 yards of offense.

With the win, WVU now leads the all-time series with Kansas by a 11-2 count.



TJ JACKSON II

RODNEY GALLAGHER III

Scoring and Statistical Summary

	1	2	3	4	F
Kansas	0	7	14	7	28
West Virginia	7	7	3	15	32

1st	WVU - Jahiem White 1 rush (Michael Hayes II kick)	
2nd	KAN - Devin Neal 11 rush (Tabor Allen kick)	
	WVU - Garrett Green 5 rush (Hayes II kick)	
3rd	KAN - Luke Grimm 7 pass from Jalon Daniels (Allen kick)	
	WVU - Hayes II FG	
	KAN - Daniel Hishaw 11 rush (Allen kick)	
4th	KAN - Grimm 32 rush (Allen kick)	
	WVU - Kole Taylor 8 pass from Greene (Taylor pass from Traylon Ray)	
	WVU - Rodney Gallagher III 15 pass from Green (Hayes II kick)	

	KAN	WVU
First Downs	25	23
Rushes/Yards	47/247	33/148
Passing Yardage	184	295
Passes	15/25/1	15/30/2
Punts	5/221/44.2	4/154/38.5
Fumbles/Lost	1/1	1/0
Return Yardage	36	49
Penalties/Yards	5/42	3/20
Time of Possession	36:47	23:13

WVU RUSHING: Greene 17-87; WVU PASSING: Greene 15-30-2-295; WVU RECEIVING: Clement 7-150, Ray 2-70; WVU TACKLES (TFL/QS): Trotter 11, Lathan 10 (1/0); WVU INTERCEPTIONS: Lathan.

KAN RUSHING: Neal 27-110, Hishaw 9-72; KAN PASSING: Daniels 15-25-1-184; KAN RECEIVING: Grimm 6-75; KAN TACKLES (TFL/QS): Burroughs 6, Dye 6, Grant 6; KAN INTERCEPTIONS: Dotson, Bryant.

Attendance - 52,428

Game delayed 1 hour, 58 minutes due to lightening and rain

STILLWATER, OKLA. - (Oct. 5, 2024) - West Virginia used an explosive first half and a dominant rushing attack to upset Oklahoma State on the road in Stillwater by a 38-14 count.

It marked the second straight victory for Neal Brown's team at Boone Pickens Stadium and the win lifted West Virginia to 3-2 overall and 2-0 in the Big 12 Conference.

The Mountaineers rushed for 259 yards in the first half and exploded for 31 points, including 21 in the second quarter to defeat the Cowboys.

Running back Jahiem White led the ground game with 158 yards on 19 carries for an 8.3 average. White added a touchdown to his numbers and collected a long run of 26 yards in the effort.

West Virginia jumped out to a 10-0 lead in the first quarter, taking the game's opening possession 55 yards and getting a 39-yard field goal from kicker Michael Hayes II. The drive took 5:40 off the clock, which set the tone for the game as WVU dominated the time of possession.

On the next drive, filling in on the play for the injured Garrett Greene, backup quarterback Nicco Marchiol converted with Traylor Ray for a 10-yard scoring strike in the final minute for a 10-0 advantage.

Greene returned in the second quarter and led his offense to three scoring drives. The first came at the 11:16 mark on White's 10-yard rush, ending a 63-yard drive.

The WVU quarterback called his own number later in the quarter and scampered to a 15-yard touchdown run to cap an 87-yard drive.

Oklahoma State ended the 24-point WVU run at the 1:54 mark of the second quarter when quarterback Alan Bowman connected with Rashod Owens for an 8-yard scoring toss.

However, the Cowboys left Greene with 1:54 before halftime, and the senior quarterback made the most of the two-minute offense. Greene marched the Mountaineers 75 yards in 1:26, and the nine-play drive resulted in a 15-yard touchdown run by CJ Donaldson Jr., for a 31-7 WVU advantage.

OSU was held to 115 yards of total offense in the first half, while the visitors racked up 345 total yards.

The Mountaineers were in no hurry on offense in the second half and mainly focused on controlling the clock. Both teams had chances in the third, but the quarter went scoreless.

West Virginia busted through for its only points in the second half with 9:01 remaining. Donaldson scored his second touchdown in the game as he ended a 5:02 drive with a 1-yard run.

The Cowboys added a second-half score at the 8:30 mark of the fourth quarter, when backup quarterback Garret Rangel found receiver De'Zhaun Stribling for a 43-yard aerial scoring play to put the final score at 38-14.

West Virginia won the time of possession battle by a 42:40 to 17:14 count and basically kept the ball away from OSU star running back Ollie Gordon, who finished with just 50 yards rushing.

Adding to White's impressive rushing numbers for WVU, Greene played through injury to total 86 yards on the ground and 159 passing, while Donaldson added 77 yards rushing to go with his two touchdowns.

Final numbers saw West Virginia with a stout 389 yards rushing and 169 passing for 558 yards of offense in the dominating performance. Oklahoma State finished with 36 yards rushing and 191 passing for 227 total yards.

GAME NO. 5: WEST VIRGINIA 38, OKLAHOMA STATE 14



JOSIAH TROTTER

TRAYLON RAY

Scoring and Statistical Summary

	1	2	3	4	F
West Virginia	10	21	0	7	38
Oklahoma State	0	7	0	7	14

- 1st WVU - Michael Hayes II 39 FG
WVU - Traylor Ray 10 pass from Nicco Marchiol (Hayes kick)
- 2nd WVU - Jahiem White 10 rush (Hayes kick)
WVU - Garrett Greene 15 rush (Hayes kick)
OSU - Rashod Owens 8 pass from Alan Bowman (Logan Ward kick)
WVU - CJ Donaldson Jr. 15 rush (Hayes kick)
- 4th WVU - Donaldson 1 rush (Hayes kick)
OSU - De'Zhaun Stribling 43 pass from Garret Rangel (Ward kick)

	WVU	OSU
First Downs	31	11
Rushes/Yards	65/389	21/36
Passing Yardage	169	191
Passes	10/16/0	14/24/2
Punts	0/0/0.0	4/172/43.0
Fumbles/Lost	0/0	0/0
Return Yardage	12	110
Penalties/Yards	2/5	3/30
Time of Possession	42:40	17:14

WVU RUSHING: White 19-158, Greene 10-86, Donaldson 20-77; WVU PASSING: Greene 9-15-0-159; WVU RECEIVING: Clement 3-64; WVU TACKLES (TFL/QS): Trotter 6, French 5 (1/0), Bradley 5 (1/0); WVU INTERCEPTIONS: Joseph, Trotter.

OSU RUSHING: Gordon 13-50; OSU PASSING: Bowman 10-19-2-116; OSU RECEIVING: Lofton 3-73; OSU TACKLES (TFL/QS): Roberson 12 (2/1); OSU INTERCEPTIONS: None.

Attendance - 52,202

GAME NO. 6: No. 11/13 IOWA STATE 28, WEST VIRGINIA 16

MORGANTOWN, W.Va. (Oct. 12, 2024)

- The No. 11/13 Iowa State Cyclones stormed into Milan Puskar Stadium and earned a 28-16 victory over West Virginia in front of 55,202 fans and a FOX national audience.

The win spoiled the debut of West Virginia's black coal rush uniforms in which the Mountaineers honored the rich tradition of the coal mining industry in the state. Home fans were encouraged to wear black to match their team, but it was the white-clad uniforms of the visitors who rode out of town with the victory.

Things started well for West Virginia as the Mountaineers took the game's first possession 75 yards in 14 plays. After taking 7:42 off the clock, tailback Jahiem White's 8-yard run gave the home team a 7-0 lead.

Following a missed ISU field goal, the Mountaineers would get offensive again with a drive early in the second quarter, but kicker Michael Hayes II missed a 36-yard field goal, which seemed to open the door for the Cyclones. ISU promptly tied the game when quarterback Rocco Becht hit receiver Jaylin Noel for a 60-yard touchdown strike.

Iowa State broke the tie on its next possession with a 17-play, 91-yard drive that took 8:08 off the clock. Running back Carson Hansen bolted in from 11-yards out for a 14-7 lead.

Just before halftime, the Mountaineers closed their deficit when Hayes atoned for his earlier miss with a 43-yard field goal, putting the score at 14-10 in favor of the visitors.

Third-quarter action proved to be a defensive battle as neither team could score. West Virginia did march to the Iowa State 29-yard line, but a Garrett Greene interception ended the drive and seemed to be all the spark Iowa State needed.

Becht took advantage of the miscue by leading his offense on a 65-yard drive, which ended with a Hansen 3-yard run for a 21-10 ISU advantage.

A second interception gave the ball back to the Cyclones, who capitalized again off the WVU turnover. The third rushing touchdown of the night for Hansen gave the Cyclones a commanding 28-10 lead with 4:35 left to play.

Greene was not done though and connected on passes of 18, 21, 10 and 8 yards. His 10-yard throw to White gave the Mountaineers their second touchdown in the game.

After a failed two-point conversion, WVU trailed 28-16 and when its onside kick attempt failed, the Cyclones finished the game by running out the clock and capturing the big road victory.

West Virginia actually outrushed Iowa State as Greene collected 87 yards to go with his 206 passing. Josiah Trotter again topped the Mountaineer defensive effort with 12 total tackles.

Iowa State got 265 yards passing on 18-of-26 attempts from Becht. To go with his three touchdown runs, Hansen finished with 96 yards rushing. Jayden Higgins topped all receivers as he caught six Becht passes for 102 yards. The Cyclone defense was led by safety Malik Verdon with 10 tackles.

Final numbers showed West Virginia with 148 yards rushing and 206 passing for 354 yards of total offense. Iowa State came in at 129 yards on the ground and 265 from the arm of Becht for 394 total yards.

Aside from honoring the coal miners of the state, WVU officially inducted former tight end great and All-Big East performer Anthony Becht into the WVU Sports Hall of Fame at the end of the first quarter.



JAHIEM WHITE

JOSIAH TROTTER

Scoring and Statistical Summary

	1	2	3	4	F
Iowa State	0	14	0	14	28
West Virginia	7	3	0	6	16

- 1st WVU - Jahiem White 8 rush (Michael Hayes II kick)
 2nd ISU - Jaylin Noel 60 pass from Rocco Becht (Kyle Konrardy kick)
 ISU - Carson Hansen 11 rush (Konrardy kick)
 WVU - Hayes 43 FG
 4th ISU - Hansen 4 rush (Konrardy kick)
 ISU - Hansen 2 rush (Konrardy kick)
 WVU - White 10 pass from Garrett Greene (Taylor pass from Greene failed)

	ISU	WVU
First Downs	24	23
Rushes/Yards	45/129	32/148
Passing Yardage	265	206
Passes	18/26/0	18/32/2
Punts	2/77/38.5	2/90/45.0
Fumbles/Lost	0/0	1/0
Return Yardage	42	33
Penalties/Yards	1/10	7/47
Time of Possession	33:03	26:57

WVU RUSHING: Greene 10-87; WVU PASSING: Greene 18-32-2-206; WVU RECEIVING: Taylor 5-55, Clement 5-39; WVU TACKLES (TFL/QS): Trotter 12; WVU INTERCEPTIONS: None.

ISU RUSHING: Hansen 20-96; ISU PASSING: Becht 18-26-0-265; ISU RECEIVING: Higgins 6-102, Noel 5-77; ISU TACKLES (TFL/QS): Verdon 10; ISU INTERCEPTIONS: Williams, Patton.

Attendance - 55,202

MORGANTOWN, W.Va. (Oct. 19, 2024)

- Kansas State used a 28-point second half to blow open a close game and defeat West Virginia, 45-18, at Milan Puskar Stadium in front of 54,327 fans and a FOX national television audience.

The two teams turned in a competitive first half as only a four-down stop by the Wildcats inside their 10-yard line kept the game from being tied at the half.

Midway through the first quarter, the two teams traded 44-yard field goals for a 3-3 tie. Kansas State's Chris Tennant ended a 37-yard drive, while West Virginia's Michael Hayes II's three-pointer capped a 49-yard drive.

Just before the end of the quarter, Kansas State grabbed a lead they would never relinquish. Quarterback Avery Johnson connected with receiver Jadon Jackson for a 24-yard pass completion followed by a 60-yard touchdown strike to Jackson for a 10-3 Wildcat advantage. The entire 84-yard scoring drive took just two plays and 26 seconds to put the visitors in front.

Kansas State would make life miserable early in the second quarter with a pick six of WVU quarterback Garrett Greene. Safety Marques Sigle stepped in front of a Greene pass and returned it 43 yards and a 17-3 lead.

The Mountaineers answered the interception with a 13-play, 70-yard drive that put new life into the stadium crowd. Greene's 7-yard pass to receiver Hudson Clement pulled the Mountaineers to 17-10 with 6:38 left in the first half.

West Virginia had one more chance to tie the game, but its 89-yard drive ended on downs at the K-State 3-yard line, putting the Wildcats up 17-10 at halftime.

Third-quarter action saw Kansas State take the opening drive 74 yards, while using 5:17 off the clock for a 24-10 advantage. Johnson connected through the air for a 16-yard touchdown to tight end Garrett Oakley for the score.

The Mountaineers were without three starters on offense to begin the third quarter as Greene, left tackle Wyatt Milum and running back Jahiem White all were ruled out with injuries.

The injuries showed as West Virginia could only muster 16 offensive yards in the quarter. Meanwhile, the Kansas State offensive machine was in full force and scored at the 4:42 mark, when Johnson threw his third touchdown pass with this 1-yard pass going to freshman tight end Will Anciaux.

K-State's string of unanswered points reached 21 in the fourth quarter with a DJ Giddens 1-yard run. WVU backup quarterback Nicco Marchiol stopped the scoring binge by leading a 69-yard drive and ending it with a 12-yard scoring pass to receiver Traylor Ray with 8:20 left.

However, a successful two-point conversion after the score would be the last points on the night for WVU, while Kansas State added one more touchdown with 5:46 remaining in the game. Giddens cashed in on an 18-yard scamper for his second score, putting the final number at 45-18.

Johnson finished his night with 298 yards passing on 19 completions and three touchdowns. The KSU defense was led by Austin Romaine with 12 tackles.

WVU's offensive numbers were hurt badly by the loss of the three starters. The Mountaineers finished with 152 yards rushing and 143 passing for 295 yards of offense. K-State rushed for 114 and passed for 298 to give them 412 yards on the night.

The win gave the Wildcats a three-game winning streak in the series.

GAME NO. 7: No. 17/17 KANSAS STATE 45, WEST VIRGINIA 18



JOSIAH TROTTER

KOLE TAYLOR

Scoring and Statistical Summary

	1	2	3	4	F
Kansas State.....	10	7	14	14	45
West Virginia	3	7	0	8	18

- 1st KSU - Chris Tennant 44 FG
WVU - Michael Hayes II 44 FG
- 2nd KSU - Jadon Jackson 60 pass from Avery Johnson (Tennant kick)
KSU - Marques Sigle 43 interception return (Tennant kick)
WVU - Hudson Clement 7 pass from Garrett Greene (Hayes kick)
- 3rd KSU - Garrett Oakley 16 pass from Johnson (Tennant kick)
KSU - Will Anciaux 1 pass from Johnson (Tennant kick)
- 4th KSU - DJ Giddens 1 rush (Tennant kick)
WVU - Traylor Ray 12 pass from Nicco Marchiol (Kole Taylor pass from Marchiol)
KSU - Giddens 19 rush (Tennant kick)

	KSU	WVU
First Downs	19	20
Rushes/Yards	26/114	43/152
Passing Yardage	298	143
Passes	19/29/0	15/32/2
Punts	3/13/1/43.7	2/99/49.5
Fumbles/Lost	1/0	1/0
Return Yardage	88	123
Penalties/Yards	9/96	5/39
Time of Possession	25:38	34:22

WVU RUSHING: Greene 11-89; WVU PASSING: Greene 9-19-2-85; WVU RECEIVING: Taylor 4-61; WVU TACKLES (TFL/QS): Trotter 8 (1/0), Lathan 7; WVU INTERCEPTIONS: None.

KSU RUSHING: Giddens 19-57; KSU PASSING: Johnson 19-29-0-298; KSU RECEIVING: Johnson 3-46; KSU TACKLES (TFL/QS): Romaine 12; KSU INTERCEPTIONS: Sigle, Fabris.

Attendance - 54,327

GAME 8: WEST VIRGINIA 31, ARIZONA 26

TUCSON, ARIZ. (Oct. 26, 2024) - West Virginia built an 18-point fourth-quarter lead and then held off a furious Arizona comeback to defeat the Wildcats 31-26 at Arizona Stadium.

It was West Virginia's first trip to Tucson since 1998, when the Mountaineers played in the Insight.com Bowl. The Big 12 Conference game was 1,803 miles one way from Morgantown, but the Mountaineers were able to overcome the mileage and injuries to several starters for the win.

Starting quarterback Garrett Greene and left tackle Wyatt Milum were missing, but backup quarterback Nicco Marchiol engineered an efficient offensive attack, managed the game and kept the Mountaineers away from turnovers to key the victory.

West Virginia came away with a Michael Hayes II 45-yard field goal on the game's opening possession. In an effort to limit Arizona's possessions, the offense took 6:51 off the clock in gaining the 3-0 lead.

Just before the end of the first quarter, WVU extended its advantage to 10-0 on trickery from its field goal unit. Holder Leighton Bechdel took the snap and motored 14 yards for the surprise score.

With 7:34 left in the first half, Arizona got on the board with a Quali Conley 1-yard touchdown run. However, West Virginia would take a 17-7 lead into the locker room at halftime, when Marchiol found receiver Hudson Clement in the back of the endzone on fourth down for a 3-yard score.

After holding Arizona on downs in the third quarter's first possession, West Virginia started the second half strong with an eight-play drive, ending with a 20-yard touchdown run from CJ Donaldson Jr. The scoring run came on fourth down and gave the Mountaineers a 24-7 lead early in the third.

The Arizona offense was starting to find its rhythm as the Wildcats got on the board again with 1:18 left in the third. Quarterback Noah Fifita hit tight end Sam Olsen for a 23-yard touchdown pass. After the ensuing PAT was missed, the Mountaineers led 24-13 into the fourth quarter.

The visitors thought they put the game away at the 13:31 mark as Marchiol connected with receiver Traylon Ray on a 54-yard scoring reception and a 31-13 advantage.

The touchdown to Ray proved to be the game-winner as the Arizona offense continued to find its groove. The Wildcats marched 75 yards, highlighted by a 34-yard touchdown completion to Tetairoa McMillan, to cut their deficit to 31-19 after a failed two-point conversion attempt.

West Virginia punted the ball back to the Wildcats and six plays later the Mountaineers found themselves clinging to a 31-26 lead. A 49-yard completion to McMillan was a key play that led to a 3-yard scoring run for Fifita with 4:35 remaining.

It was quite evident that the Mountaineer offense could not give the ball back to the Wildcats. Converting two key third downs to move the chains and keep the clock running enabled WVU to hold on to the important road victory.

Marchiol completed 18-of-22 passes for 198 yards and two scores, while Jahiem White rushed for 92 yards to lead WVU. Arizona was paced by the 294 yards passing from Fifita with 202 yards going to McMillan.

Final numbers showed WVU with 203 yards rushing and 198 passing to total 401 yards of offense. Arizona came in at 78 yards on the ground and 308 through the air for 386 total yards. WVU possessed the ball 10 minutes more than Arizona, which kept the explosive Wildcat offense off the field.



HUDSON CLEMENT

LEIGHTON BECHDEL

Scoring and Statistical Summary

	1	2	3	4	F
West Virginia	10	7	7	7	31
Arizona	0	7	6	13	26

1st	WVU - Michael Hayes II 45 FG	
	WVU - Leighton Bechdel 14 rush (Hayes kick)	
2nd	UA - Quali Conley 1 rush (Tyler Loop kick)	
	WVU - Hudson Clement 3 pass from Nicco Marchiol (Hayes kick)	
3rd	WVU - CJ Donaldson 20 rush (Hayes kick)	
	UA - Sam Olson 23 pass from Noah Fifita (Loop kick failed)	
4th	WVU - Traylon Ray 54 pass from Marchiol (Hayes kick)	
	UA - Tetairoa McMillan 34 pass from Fifita (Olson pass from Fifita failed)	
	UA - Fifita 3 rush (Loop kick)	

	WVU	UA
First Downs	16	18
Rushes/Yards	40/203	25/78
Passing Yardage	198	308
Passes	18/22/0	22/34/0
Punts	3/138/46.0	3/130/43.3
Fumbles/Lost	1/0	2/1
Return Yardage	0	44
Penalties/Yards	7/48	5/30
Time of Possession	35:04	24:56

WVU RUSHING: White 12-92; WVU PASSING: Marchiol 18-22-0-198; WVU RECEIVING: Ray 2-78; WVU TACKLES (TFL/QS): Wilson 8; WVU INTERCEPTIONS: None.

UA RUSHING: Conley 16-72; UA PASSING: Fifita 21-32-0-294; UA RECEIVING: McMillan 10-202; UA TACKLES (TFL/QS): Johnson 13 (1/0), Luttrell 11; UA INTERCEPTIONS: None.

Attendance - 49,888

GAME 9: WEST VIRGINIA 31, CINCINNATI 24

CINCINNATI, OHIO (Nov 9, 2024) - For the second straight game, West Virginia built a big second-half lead on the road and held on to claim a Big 12 victory with a 31-24 win at Cincinnati's historic Nippert Stadium.

Strong returns on special teams and two huge defensive touchdowns keyed the victory for the visitors as both units picked up a sputtering offense to lead WVU to its fifth win of the season.

After West Virginia took the opening drive down to the Bearcat 32-yard line and came away empty, Cincinnati struck first with a 13-play, 68-yard drive that saw running back Corey Kiner give the home team a 7-0 lead on his 2-yard touchdown run.

West Virginia got on the board in the second quarter to tie the game at 7-7, when defensive back Anthony Wilson Jr. intercepted Bearcat quarterback Brendan Sorsby for a 79-yard touchdown return.

The interception for a score ignited the Mountaineers, who went on to score the half's next 10 points to grab a 17-7 lead at the intermission.

A 24-yard Michael Hayes II field goal at the 8:40 mark gave the Mountaineers their first lead of the game and one they would not relinquish. The field goal was set up by a WVU fumble recovery by KK Tarnue, which was forced by linebacker Reid Carrico.

A 29-yard punt return by Preston Fox set up the offense in Bearcat territory, and three plays later backup quarterback Nicco Marchiol hit receiver Justin Robinson for a 10-yard score, giving the visitors the 10-point cushion at the half.

The Mountaineers scored their 24th straight point with 8:29 left in the third quarter on Marchiol's 8-yard run. The big play in the 51-yard drive was a Marchiol 38-yard completion to receiver Traylon Ray.

Cincinnati stopped the Mountaineer scoring run in a big way, when Sorsby went to the air for an 80-yard touchdown pass to receiver Evan Pryor. The one-play drive came after Marchiol was intercepted in the end zone, which would have given WVU a commanding lead. Instead, the touchdown bomb closed the Bearcat deficit to 24-14 heading to the fourth quarter.

Cincinnati had the momentum and used an 11-play, 71-yard drive on a tired Mountaineer defense to pull within 24-21 when Sorsby scored on a 12-yard touchdown run at the 9:35 mark.

After a WVU three-and-out, Cincinnati had the home crowd ignited and took possession of the ball with 7:16 left in the game.

Without a doubt, the West Virginia defense was on its heels, but found a way to make a play that secured the important conference road victory.

Linebacker Trey Lathan sacked Sorsby for a 13-yard loss while forcing a fumble that was recovered by spur Tyrin Bradley and returned 14 yards for West Virginia's second defensive score of the contest. The touchdown took the air out of the stadium and changed the momentum as the Mountaineers took a 31-21 advantage with 3:30 left.

The Bearcats added a 29-yard field goal with 35 seconds left, but the Mountaineers secured the ensuing onside kick to ensure the win.

Cincinnati dominated the statistics, but West Virginia won the turnover battle by scoring 17 points off Cincy miscues, which proved to be the difference. WVU ran for 92 yards and passed for 156 for 248 yards of offense. The Bearcats finished with 157 yards on the ground and a strong 279 yards passing for 436 total yards, while running 79 plays to WVU's 43.

The win was West Virginia's fourth straight over Cincinnati and second straight in the Big 12.



TYRIN BRADLEY JR.

ANTHONY WILSON JR.

Scoring and Statistical Summary

	1	2	3	4	F
West Virginia	0	17	7	7	31
Cincinnati	7	0	7	10	24

1st	CIN - Corey Kiner 2 rush (Nathan Hawks kick)
2nd	WVU - Anthony Wilson Jr. 79 interception return (Michael Hayes II kick) WVU - Hayes 24 FG WVU - Justin Robinson 10 pass from Nicco Marchiol (Hayes kick)
3rd	WVU - Marchiol 8 rush (Hayes kick) CIN - Evan Pryor 80 pass from Brendan Sorsby (Hawks kick)
4th	CIN - Sorsby 12 rush (Hawks kick) WVU - Tyrin Bradley Jr. 14 fumble return (Hayes kick) CIN - Hawks 29 FG

	WVU	CIN
First Downs	10	24
Rushes/Yards	28/92	43/157
Passing Yardage	156	279
Passes	9/15/1	25/36/1
Punts	5/218/43.6	5/233/46.6
Fumbles/Lost	1/0	2/2
Return Yardage	234	57
Penalties/Yards	5/218	5/233
Time of Possession	25:04	34:56

WVU RUSHING: White 13-64; WVU PASSING: Marchiol 9-15-1-156; WVU RECEIVING: Taylor 5-30, Robinson 2-60; WVU TACKLES (TFL/QS): Mulbah 13 (1/0), Trotter 12 (2/0), Wilson 11; WVU INTERCEPTIONS: Wilson.

CIN RUSHING: Kiner 25-91; CIN PASSING: Sorsby 25-36-1-279; CIN RECEIVING: Henderson 8-68, Pryor 5-100; CIN TACKLES (TFL/QS): Bartlett 7 (1/1), Golday 7 (1/0); CIN INTERCEPTIONS: Wilson.

Attendance - 38,007

GAME 10: BAYLOR 49, WEST VIRGINIA 35

MORGANTOWN, W.Va. (Nov 16, 2024) - Baylor won for the first time in seven tries at Milan Puskar Stadium with a 49-35 victory over West Virginia.

The game was an offensive showdown in three of the four quarters, but it was Baylor who completed key offensive plays down the stretch, while coming up with the big stops on defense to claim its first-ever football victory in Morgantown.

The West Virginia offense set the tone on the game's opening possession with a 12-play, 79-yard drive to start the scoring. It was quarterback Garrett Greene, returning from a two-game injury absence, rushing in from 3 yards out for a 7-0 Mountaineer advantage.

The lead didn't last long as Baylor turned in the next two scores to take a 14-7 lead after one quarter of play. Quarterback Sawyer Robertson connected with running back Bryson Washington for a score before Robertson went deep for a 43-yard completion to receiver Josh Cameron, giving Baylor its first lead of the game.

Second-quarter action was fast and furious as the two teams combined for six touchdowns. The Mountaineers tied the game at 14-14 at the 13:04 mark, when Greene connected with receiver Traylor Ray for a 9-yard scoring toss.

The score remained tied until the 4:22 mark when the Bears regained the lead and never looked back. Robertson connected with Monaray Baldwin for a 40-yard touchdown reception, giving the Bears a 21-14 advantage and then five touchdowns in the final 4:00 of the half put the game at 35-28 at halftime.

Following Baldwin's score, Washington scored his second touchdown on a 51-yard run up the middle. CJ Donaldson Jr. matched the score for the home team with a 23-yard jaunt, putting the score at 28-21 with 1:47 left in the half.

However, Baylor carved up the Mountaineer defense in just 55 seconds, as Washington collected his third touchdown with an 8-yard scamper with 47 seconds left. That proved to be too much time for Greene. The senior quarterback took his team 75 yards, highlighted by a 44-yard completion to receiver Hudson Clement and Greene's 20-yard run. As time expired, the quarterback got into the end zone on a 1-yard rush, completing an exciting first half with the visitors holding a 35-28 margin.

After a 63-point first half, surprisingly, neither team scored in the third quarter with West Virginia failing to convert two key fourth downs in Baylor territory to hurt its cause.

Baylor took control of the game for good at the 8:07 mark of the fourth as Washington got touchdown number four on a 9-yard run. Running back Dawson Pendergrass got in on the action to close the scoring for the visitors with a 15-yard scoring run and a 49-28 Baylor advantage.

The Mountaineers did manage a late score for their only points of the second half, when Greene connected with tight end Kole Taylor for an 11-yard scoring reception, putting the final total at 49-35.

Baylor was impressive on offense as Washington scored four touchdowns and rushed for 123 yards. Robertson threw for 329 yards and three scores, and Cameron topped all receivers with 101 yards on five catches. For WVU, Greene accounted for 366 yards of total offense and four touchdowns, while linebacker Reid Carrico collected 16 tackles.

Final numbers in the offensive showdown showed Baylor with 512 total yards to West Virginia's 499. The all-time series now stands at 8-5 in favor of the Mountaineers.



GARRETT GREENE

ANTHONY WILSON JR.

Scoring and Statistical Summary

	1	2	3	4	F
Baylor	14	21	0	14	49
West Virginia	7	21	0	7	35

1st	WVU - Garrett Greene 3 rush (Michael Hayes II kick)
	BAY - Bryson Washington 22 pass from Sawyer Robertson (Isaiah Hankins)
	BAY - Josh Cameron 43 pass from Robertson (Hankins kick)
2nd	WVU - Traylor Ray 9 pass from Greene (Hayes kick)
	BAY - Monaray Baldwin 40 pass from Robertson (Hankins kick)
	BAY - Washington 51 rush (Hankins kick)
	WVU - Greene 1 rush (Hayes kick)
4th	BAY - Washington 9 rush (Hankins kick)
	BAY - Dawson Pendergrass 15 rush (Hankins kick)
	WVU - Kole Taylor 11 pass from Greene (Hayes kick)

	BAY	WVU
First Downs	26	29
Rushes/Yards	34/183	49/262
Passing Yardage	329	237
Passes	26/36/0	19/39/1
Punts	3/136/45.3	3/89/29.7
Fumbles/Lost	0/0	1/0
Return Yardage	80	103
Penalties/Yards	9/80	3/27
Time of Possession	28:07	31:53

WVU RUSHING: Greene 22-129; WVU PASSING: Greene 19-39-1-237; WVU RECEIVING: Taylor 5-56, Clement 3-71; WVU TACKLES (TFL/QS): Carrico 16, Wilson Jr. 15; WVU INTERCEPTIONS: None.

BAY RUSHING: Washington 18-123; BAY PASSING: Robertson 26-36-0-329; BAY RECEIVING: Cameron 5-101, Baldwin 3-82; BAY TACKLES (TFL/QS): Thomas 12 (1/1); BAY INTERCEPTIONS: Gordon.

Attendance - 52,376

GAME NO. 11: WEST VIRGINIA 31, UCF 21

MORGANTOWN, W.Va. (Nov. 23, 2024) - West Virginia became bowl eligible with a 31-21 Big 12 victory over UCF at Milan Puskar Stadium.

The cold and wet weather of November was prominent in Morgantown, and the Mountaineers were able to use a blue-collar running game to manage the clock and gain victory number six.

Possessing the ball for 37:45, which totaled over 15 minutes more than UCF, the Mountaineers were able to keep the high-powered Knight offense off the field, proving to be key for the victory.

West Virginia started fast and took a 14-0 lead in the first quarter, which then provided an uphill fight for UCF all afternoon. Quarterback Garrett Greene led a 68-yard drive that ended with a CJ Donaldson Jr., 1-yard touchdown run. Donaldson also contributed rushes of 20 and 31 yards in the drive to set up the score.

Before the end of the quarter, Mountaineer running back Jahiem White got in on the scoring action with a 3-yard run for a 14-0 West Virginia lead. The 66-yard drive took 6:21 off the clock and was highlighted by three third-down conversions by the efficient and methodical WVU offense.

However, UCF also had a strong running game, led by senior RJ Harvey. Despite having a 28-yard run in the first quarter, it was his second quarter dashes of 22 and 24 yards that put the Knights on the board at the 8:30 mark. Harvey's 2-yard touchdown run cut the Knights deficit to 14-7.

Just before the end of the half, West Virginia embarked on a 71-yard drive that saw Greene complete passes of 26 and 16 yards before hitting Rodney Gallagher III for a 12-yard scoring toss and a 21-7 advantage at the half.

The Gallagher touchdown was key as the Mountaineers got the ball first to start the third quarter and made the most of it with a 56-yard scoring drive that broke the game open. Donaldson scored his second touchdown on the day with a 1-yard run, giving the home team a 28-7 cushion.

By scoring on the last possession of the first half and then the first possession of the second half, West Virginia managed to keep the Knights in check the rest of the way, even though the visitors would not make it easy.

With 5:38 left in the third, Kobe Hudson hauled in a 45-yard touchdown pass from Dylan Rizk and the two teams headed to the fourth with a 28-14 score in favor of the Mountaineers.

West Virginia added a 35-yard insurance field goal by kicker Michael Hayes II with 12:15 left to play. The Knights then cut the lead on Harvey's 9-yard touchdown run that was sparked by UCF pass completions of 23 and 20 yards.

Leading 31-21 with 5:19 to play, UCF didn't get another chance as West Virginia's offense never gave the ball back. The Mountaineers ran out the clock with two huge fourth-down conversions. The last was a gutsy 18-yard completion from Greene to Hudson Clement, giving WVU a win in the home season finale.

Harvey took top offensive honors with 130 rushing yards and two scores for the Knights, but the day belonged to the WVU seniors, especially Greene who finished with 167 yards of total offense.

Final numbers showed West Virginia with 200 yards rushing and 118 passing for 318 yards of total offense. The Knights countered with 176 yards rushing and 172 passing for 348 total yards.

The win gave West Virginia a 4-0 advantage in the all-time series with UCF, including a 2-0 mark in Big 12 play.



RODNEY GALLAGHER III

JOSIAH TROTTER

Scoring and Statistical Summary

	1	2	3	4	F
UCF	0	7	7	7	21
West Virginia	14	7	7	3	31

- 1st WVU - CJ Donaldson Jr. 1 rush (Michael Hayes II kick)
WVU - Jahiem White 3 rush (Hayes kick)
- 2nd UCF - RJ Harvey 2 rush (Grant Reddick kick)
WVU - Rodney Gallagher III 12 pass from Garrett Greene (Hayes kick)
- 3rd WVU - Donaldson 1 rush (Hayes kick)
UCF - Kobe Hudson 45 pass from Dylan Rizk (Reddick kick)
- 4th WVU - Hayes 35 FG
UCF - Harvey 9 rush (Reddick kick)

	UCF	WVU
First Downs	21	20
Rushes/Yards	34/176	54/200
Passing Yardage	172	118
Passes	11/21/0	13/21/0
Punts	4/176/44.0	4/200/50.0
Fumbles/Lost	1/1	2/0
Return Yardage	37	763
Penalties/Yards	8/58	2/30
Time of Possession	22:10	37:45

WVU RUSHING: Donaldson 19-96; WVU PASSING: Greene 13-21-0-118; WVU RECEIVING: Clement 5-81; WVU TACKLES (TFL/QS): Wilson Jr. 10; WVU INTERCEPTIONS: None.

UCF RUSHING: Harvey 16-130; UCF PASSING: Rizk 11-21-0-172; UCF RECEIVING: Pittman 3-43, Hudson 2-68; UCF TACKLES (TFL/QS): Alexander 17 (1/0), Barr 12; UCF INTERCEPTIONS: None.

Attendance - 40,722

GAME NO. 12: TEXAS TECH 52, WEST VIRGINIA 15

LUBBOCK, TEXAS (Nov. 30, 2024) - West Virginia closed the regular season in disappointing fashion by dropping a 52-15 decision at Texas Tech.

After a competitive first quarter that saw just a three-point deficit for the Mountaineers, the Red Raiders reeled off 29 second-quarter points not only to take command of the game, but put it out of reach for the visitors.

After West Virginia turned its opening drive over on downs, Texas Tech went to work with a 41-yard drive that saw kicker Gino Garcia convert on a 32-yard field goal.

The one first-half bright spot for West Virginia was that it was able to answer the field goal with one of its own. The Mountaineers took 4:41 off the clock and marched 41 yards to set up kicker Michael Hayes II for a 52-yard attempt. The successful field goal was a career long for the senior and tied the game at 3-3.

Just before the end of the quarter, Texas Tech regained the lead for good after an 80-yard drive set up Garcia's 23-yard field goal. Leading 6-3 going to the second quarter, the Red Raiders proceeded to break the game open.

Starting at the 10:32 mark, Texas Tech unleashed a 20-yard touchdown run from Tahj Brooks, a 1-yard touchdown pass from quarterback Behren Morton to receiver Mason Tharp, a 37-yard run from Brooks and a quarter-ending 2-yard touchdown run from Brooks. Drives of 59, 75, 53, and 35 yards allowed by the Mountaineer defense put the homestanding Red Raiders up 35-3.

It didn't help WVU's chances of a comeback when Texas Tech took the opening drive of the third quarter 75 yards and grabbed a 42-3 advantage on Morton's 31-yard touchdown strike to receiver Caleb Douglas.

West Virginia finally broke the 39 unanswered point run by Tech with 2:04 remaining in the third quarter. Quarterback Garrett Greene took the offense 91 yards and found Rodney Gallagher III for a 15-yard pass reception. When the two-point conversion failed, WVU went to the fourth quarter trailing 42-9.

The high-octane Red Raider offense was not through as it added 10 fourth-quarter points. Garcia connected on his third field goal in the game, and backup quarterback Will Hammond capped a 54-yard drive with a 4-yard touchdown run. For West Virginia, running back Jahiem White finished his strong day with a 21-yard scamper, closing the scoring for the visitors.

Brooks is Tech's all-time leading rusher. In his final home game, he added a 188-yard rushing performance to his impressive tenure in Lubbock. Morton passed for a strong 359 yards and two scores, while receiver Josh Kelly turned in 150 yards receiving.

West Virginia was led by Greene with 265 yards passing, while White rushed for 124 yards. Trey Lathan led the WVU defense with 10 tackles.

The score may have been lopsided, but the final stats were competitive. West Virginia totaled 158 yards rushing and 265 passing for 423 total yards. Texas Tech countered with 210 yards on the ground and 359 through the air for 569 total yards.

The loss ended West Virginia's regular season at 6-6, while Texas Tech closed out an 8-4 campaign. With the win, Texas Tech broke a one-game losing streak in the series, which now stands even between the two schools at 7-7.

The contest marked the final game of Neal Brown's tenure as head coach of WVU football. Brown finished his West Virginia career with a 37-35 overall record.



MICHAEL HAYES II

JAHIEM WHITE

Scoring and Statistical Summary

	1	2	3	4	F
West Virginia	3	0	6	6	15
Texas Tech	6	29	7	10	52

1st	TTU - Gino Garcia 32 FG
	WVU - Michael Hayes II 52 FG
2nd	TTU - Garcia 23 FG
	TTU - Tahj Brooks 2 rush (Garcia kick)
	TTU - Mason Tharp 1 pass from Behren Morton (Garcia kick)
	TTU - Brooks 37 rush (Jalin Conyers rush)
3rd	TTU - Brooks 2 rush (Garcia kick)
	TTU - Caleb Douglas 31 pass from Morton (Garcia kick)
4th	WVU - Rodney Gallagher 15 pass from Garrett Greene (Greene pass failed)
	TTU - Garcia 22 FG
	WVU - Jahiem White 21 rush (Greene pass failed)
	TTU - Will Hammond 4 rush (Stone Harrington kick)

	WVU	TTU
First Downs	25	31
Rushes/Yards	35/158	33/210
Passing Yardage	265	359
Passes	29/40/2	28/42/1
Punts	2/96/48.0	0/0/0.0
Fumbles/Lost	2/1	0/0
Return Yardage	15	53
Penalties/Yards	7/59	3/20
Time of Possession	34:42	25:18

WVU RUSHING: White 14-124; WVU PASSING: Greene 29-39-2-265; WVU RECEIVING: Donaldson 7-73; WVU TACKLES (TFL/QS): Lathan 10 (1/0); WVU INTERCEPTIONS: Wilson.

TTU RUSHING: Brooks 23-188; TTU PASSING: Morton 28-41-1-359; TTU RECEIVING: Kelly 9-150; TTU TACKLES (TFL/QS): Dingle 9, Baskerville 8; TTU INTERCEPTIONS: Baskerville, Curry.

Attendance - 52,785

FRISCO, TEXAS (Dec. 17, 2024) - Led by interim head coach Chad Scott, West Virginia played in one of the earlier bowls of the 2024 postseason and came up on the short end of a 42-37 decision to No. 25/23 Memphis in the Scooter's Coffee Frisco Bowl.

Trailing 17-0 in the second quarter, West Virginia turned a potential bowl nightmare into one of the more entertaining games of the postseason by scoring 37 points in the last three quarters.

Quarterback Garrett Greene closed his Mountaineer career by passing for 328 yards and two scores, while accounting for 95 yards rushing and another touchdown on the ground. His 423 all-purpose yards, combined with 166 yards receiving from Hudson Clement, were almost enough to overcome a leaky Mountaineer defensive secondary.

The Tigers started quickly and took a 7-0 first-quarter lead on Mario Anderson's 4-yard touchdown reception from quarterback Seth Henigan.

Memphis scored its next 10 points early in the second quarter by taking advantage of a WVU fumble to add a 34-yard field goal from kicker Tristan Vanderberg. Later in the quarter, a 46-yard run from Greg Desrosiers put the Tigers up 17-0 with 10:26 left in the half.

But instead of a blowout, West Virginia's offense got on track led by Greene and Clement. The duo hooked up for a 33-yard scoring toss to put the Mountaineers on the board at the 7:28 mark.

The final 2:30 of the first half saw the two teams put up 21 combined points, starting with a 42-yard Vanderberg field goal. Greene then used his legs for a 56-yard touchdown run for a WVU counter score.

The Mountaineer defense could not stop the Tigers from going 75 yards in less than a minute to take a 28-14 advantage on an 18-yard touchdown pass from Hennigan to Demere Blankumsee. However, as time expired, West Virginia kicker Michael Hayes II converted on a 46-yard field goal, putting the score at 28-17 in favor of Memphis at the half. Overall, the second quarter saw the two teams combine for 38 points.

Memphis took the opening possession of the third quarter 75 yards to extend the lead to 35-17 on Anderson's 3-yard run. West Virginia's only points came at the 7:15 mark when Greene connected with Clement for a 10-yard touchdown toss that pulled West Virginia to 35-23 heading to the fourth.

A combined 21-point fourth quarter meant that the game would go down to the final possession. The Mountaineers closed their deficit to five points with 12:02 left in the game, when CJ Donaldson Jr., scored from 1-yard out to end an impressive 90-yard drive.

But just when it seemed as if the Mountaineers had all the momentum, an 89-yard pass play from Henigan to Blankumsee set up a 1-yard Brandon Thomas score. In just two plays, the Tigers upped their lead to 42-30.

Greene put the offense on his back and engineered a 12-play, 75-yard drive that ended with a second 1-yard run from Donaldson, which closed the game to 42-37 with 4:17 remaining.

A Memphis missed field goal gave the Mountaineers one last possession, but Elijah Herring's interception in the final seconds secured the victory for the Tigers.

Final numbers showed how entertaining the game was. West Virginia rushed for 206 yards and passed for 328 to total an impressive 534 yards of offense. Memphis countered with 180 yards rushing and 294 passing for 474 total yards.

The Mountaineers finished the 2024 season with a final record of 6-7.

GAME NO. 13: NO. 25/23 MEMPHIS 42, WEST VIRGINIA 37



BEN CUTLER

GARRETT GREENE

Scoring and Statistical Summary

	1	2	3	4	F
Memphis	7	21	7	7	42
West Virginia	0	17	6	14	37

1st	MEM - Mario Anderson 4 pass from Seth Henigan (Tristan Vanderberg kick)
2nd	MEM - Vanderberg 34 FG MEM - Greg Desrosiers 46 rush (Vanderberg kick) WVU - Hudson Clement 33 pass from Garrett Greene (Michael Hayes II kick) MEM - Vanderberg 42 FG WVU - Greene 56 rush (Hayes kick) MEM - Dameer Blankumsee 18 pass from Henigan (Blankumsee 2 pt. pass from Henigan) WVU - Hayes 46 FG
3rd	MEM - Anderson 3 rush (Vanderberg kick) WVU - Clement 10 pass from Greene (Leighton Bechdel rush failed)
4th	WVU - CJ Donaldson Jr., 1 rush (Hayes kick) MEM - Brandon Thomas 1 rush (Vanderberg kick) WVU - Donaldson 1 rush (Hayes kick)

	MEM	WVU
First Downs	18	25
Rushes/Yards	30/180	36/206
Passing Yardage	294	328
Passes	18/26/0	29/40/1
Punts	2/88/44.0	2/89/44.5
Fumbles/Lost	0/0	2/1
Return Yardage	63	0
Penalties/Yards	2/19	5/40
Time of Possession	26:20	33:40

WVU RUSHING: Greene 7-95, Donaldson 22-83; WVU PASSING: Greene 29-40-1-328; WVU RECEIVING: Clement 11-166; WVU TACKLES (TFL/QS): Lathan 7 (1/0), Wilson 7, Cutter 7; WVU INTERCEPTIONS: None.

MEM RUSHING: Anderson 17-70; MEM PASSING: Henigan 18-26-0-294; MEM RECEIVING: Taylor 5-116, Blankumsee 4-120; MEM TACKLES (TFL/QS): Martin 17 (1/0), Herring 10; MEM INTERCEPTIONS: Herring.

Attendance - 12,022



**2024-25 West Virginia Football
Results and Comparison
All games**

	Date	Opponent		Score	Overall	Conf	Time	Attend
	08/31/2024	Penn St.	L	12-34	0-1	0-0	5:53	62084
	09/07/2024	UAlbany	W	49-14	1-1	0-0	3:20	50073
	09/14/2024	at Pittsburgh	L	34-38	1-2	0-0	3:45	66087
*	09/21/2024	Kansas	W	32-28	2-2	1-0	5:38	52428
*	10/05/2024	at Oklahoma St.	W	38-14	3-2	2-0	3:16	52202
*	10/12/2024	Iowa St.	L	16-28	3-3	2-1	3:17	55202
*	10/19/2024	Kansas St.	L	18-45	3-4	2-2	3:20	54327
*	10/26/2024	at Arizona	W	31-26	4-4	3-2	3:21	49888
*	11/09/2024	at Cincinnati	W	31-24	5-4	4-2	3:17	38007
*	11/16/2024	Baylor	L	35-49	5-5	4-3	3:45	52376
*	11/23/2024	UCF	W	31-21	6-5	5-3	3:15	40722
*	11/30/2024	at Texas Tech	L	15-52	6-6	5-4	3:27	52785
	12/17/2024	vs Memphis	L	37-42	6-7	5-4	3:30	12022

Opponent	Score	First Downs				Pen	Rushing Number-Yards	Passing		Total Offense Plays-Yards	Return Yards	Turn- Overs
		Total	Rush	Pass	Comp-Att.-Int			Yards				
Penn St.	12-34	19 / 21	10 / 11	7 / 10	2 / 0	37-85 / 42-222	15-29-1 / 12-18-0	161 / 235	66-246 / 60-457	35 / 62	3 / 1	
UAlbany	49-14	31 / 21	16 / 4	11 / 14	4 / 3	32-305 / 35-68	20-26-0 / 18-39-0	248 / 306	58-553 / 74-374	54 / 79	1 / 0	
Pittsburgh	34-38	22 / 24	10 / 6	9 / 14	3 / 4	45-188 / 29-78	16-30-2 / 21-30-0	210 / 301	75-398 / 59-379	34 / 38	2 / 0	
Kansas	32-28	23 / 25	7 / 15	14 / 10	2 / 0	33-148 / 47-247	15-30-2 / 15-25-1	295 / 184	63-443 / 72-431	49 / 36	2 / 2	
Oklahoma St.	38-14	31 / 11	21 / 4	9 / 7	1 / 0	65-389 / 21-36	10-16-0 / 14-24-2	169 / 191	81-558 / 45-227	12 / 110	0 / 2	
Iowa St.	16-28	22 / 24	8 / 11	13 / 11	1 / 2	32-148 / 45-129	18-31-2 / 18-26-0	206 / 265	63-354 / 71-394	33 / 43	2 / 0	
Kansas St.	18-45	20 / 19	8 / 4	6 / 14	6 / 1	43-152 / 26-114	15-32-2 / 19-29-0	143 / 298	75-295 / 55-412	123 / 88	2 / 0	
Arizona	31-26	16 / 18	8 / 4	8 / 13	0 / 1	40-203 / 25-78	18-22-0 / 22-34-0	198 / 308	62-401 / 59-386	0 / 44	0 / 1	
Cincinnati	31-24	10 / 24	4 / 11	5 / 12	1 / 1	28-92 / 43-157	9-15-1 / 25-36-1	156 / 279	43-248 / 79-436	234 / 51	1 / 3	
Baylor	35-49	29 / 26	17 / 10	9 / 15	3 / 1	49-262 / 34-183	19-39-1 / 26-36-0	237 / 329	88-499 / 70-512	103 / 80	1 / 0	
UCF	31-21	20 / 21	13 / 10	6 / 9	1 / 2	54-200 / 34-176	13-21-0 / 11-21-0	118 / 172	75-318 / 55-348	76 / 37	0 / 1	
Texas Tech	15-52	26 / 31	9 / 12	17 / 17	0 / 2	35-140 / 33-209	29-40-2 / 28-42-1	265 / 359	75-405 / 75-568	15 / 53	3 / 1	
Memphis	37-42	25 / 18	10 / 7	14 / 10	1 / 1	36-206 / 30-180	29-40-1 / 18-26-0	328 / 294	76-534 / 56-474	0 / 63	2 / 0	
Totals	379-415	294 / 283	141 / 109	128 / 156	25 / 18	529-2518 / 444-1877	226-371-14 / 247-386-5	2734 / 3521	900-5252 / 830-5398	768 / 784	19 / 11	



2024-25 West Virginia Football
Overall Team Statistics
All games

Team Statistics

	WVU	OPP
Scoring	379	415
Points per game	29.2	31.9
Points Off Turnovers	37	63
First Downs	294	283
Rushing	141	109
Passing	128	156
Penalty	25	18
Rushing Yardage	2518	1877
Yards gained rushing	2803	2154
Yards lost rushing	285	277
Rushing attempts	529	444
Average per rush	4.8	4.2
Average per game	193.7	144.4
TDs Rushing	27	28
Passing Yardage	2734	3521
Comp-Att-Int	226-371-14	247-386-5
Average per pass	7.4	9.1
Average per catch	12.1	14.3
Average per game	210.3	270.8
TDs Passing	20	26
Total offense	5252	5398
Total plays	900	830
Average per play	5.8	6.5
Average per game	404.0	415.2
Kick returns: #-Yards	24-530	38-648
Punt returns: #-Yards	15-123	9-60
Int returns: #-Yards	5-101	14-74
Kick return average	22.1	17.1
Punt return average	8.2	6.7
Int return average	20.2	5.3
Fumbles-Lost	19-5	10-6
Penalties-Yards	57-446	77-664
Average per game	34.3	51.1
Punts-Yards	36-1530	43-1880
Average per punt	42.5	43.7
Net punt average	40.7	40.4
Kickoffs-Yards	73-4318	75-4679
Average per kick	59.2	62.4
Net kick average	38.5	39.1
Time of possession / game	31:60	27:60
3rd-down conversion	75/176	77/156
3rd-down pct	43%	49%
4th-down conversion	25/40	13/20



**2024-25 West Virginia Football
Overall Team Statistics
All games**

	WVU	OPP
4th-down pct	63%	65%
Sacks by-Yards	20-155	27-145
Misc Yards	0	0
Touchdowns scored	49	56
Field goals - attempts	13-14	8-12
On-Side kicks	0-2	0-3
Red-zone scores	(45-53) 85%	(42-48) 88%
Red-zone touchdowns	(39-53) 74%	(36-48) 75%
PAT-attempts	(42-42) 100%	(51-52) 98%
2-point conversion-attempts	(2-8) 25%	(2-4) 50%
Attendance	367212	258969
Games / Avg per game	7/52459	5/51794
Neutral site games	-	1/12022

Score by Periods

Team	1st	2nd	3rd	4th	OT	TOT
West Virginia	82	137	57	103	0	379
Opponents	54	161	76	124	0	415



**2024-25 West Virginia Football
Individual Statistics
All games**

Rushing

Player	gp	att	gain	loss	net	avg	td	lg	avg/g
Jahiem White	13	148	870	26	844	5.7	7	55	64.9
Garrett Greene	11	134	881	147	734	5.5	6	56	66.7
CJ Donaldson Jr	13	163	767	33	734	4.5	11	48	56.5
Nicco Marchiol	8	40	157	37	120	3.0	2	19	15.0
Rodney Gallagher III	13	16	56	5	51	3.2	0	10	3.9
Jaylen Anderson	9	9	37	3	34	3.8	0	7	3.8
Leighton Bechdel	13	1	14	0	14	14.0	1	14	1.1
Oliver Straw	13	1	12	0	12	12.0	0	12	0.9
Ric'Darious Farmer	11	2	6	0	6	3.0	0	4	0.5
Traylon Ray	10	1	2	0	2	2.0	0	2	0.2
Diore Hubbard	2	1	1	0	1	1.0	0	1	0.5
Preston Fox	13	1	0	0	0	0.0	0	0	0.0
Team	13	12	0	34	-34	-2.8	0	0	-2.6
Total	13	529	2803	285	2518	4.8	27	56	193.7
Opponents	13	444	2154	277	1877	4.2	28	51	144.4

Passing

Player	gp	effic	comp-att-int	pct	yds	td	lg	avg/g
Garrett Greene	11	129.4	189-315-12	60.0	2300	15	52	209.1
Nicco Marchiol	8	153.5	37-56-2	66.1	434	5	54	54.3
Total	13	133.1	226-371-14	60.9	2734	20	54	210.3
Opponents	13	160.2	247-386-5	64.0	3521	26	89	270.8

Receiving

Player	gp	no.	yds	avg	td	lg	avg/g
Hudson Clement	12	51	741	14.5	5	44	61.8
Kole Taylor	13	43	448	10.4	3	39	34.5
Traylon Ray	10	28	426	15.2	4	54	42.6
Rodney Gallagher III	13	26	288	11.1	3	33	22.2
Jahiem White	13	19	122	6.4	1	28	9.4
Justin Robinson	10	16	244	15.3	3	50	24.4
CJ Donaldson Jr	13	14	104	7.4	1	15	8.0
Preston Fox	13	12	131	10.9	0	30	10.1
Treyllan Davis	13	6	58	9.7	0	31	4.5
Ric'Darious Farmer	11	6	54	9.0	0	16	4.9
Jaden Bray	5	2	88	44.0	0	44	17.6
Jarel Williams	13	1	17	17.0	0	17	1.3
Jaylen Anderson	9	1	9	9.0	0	9	1.0
Jack Sammarco	13	1	4	4.0	0	4	0.3
Total	13	226	2734	12.1	20	54	210.3
Opponents	13	247	3521	14.3	26	89	270.8

Punt Returns

Player	no.	yds	avg	td	lg
Preston Fox	13	105	8.1	0	29
Rodney Gallagher III	2	18	9.0	0	16
Total	15	123	8.2	0	29
Opponents	9	60	6.7	1	20

Interceptions

Player	no.	yds	avg	td	lg
Anthony Wilson Jr	2	79	39.5	1	79
Jaheem Joseph	1	6	6.0	0	6
Tyrin Bradley Jr	1	16	16.0	0	16
Josiah Trotter	1	0	0.0	0	0
Total	5	101	20.2	1	79
Opponents	14	74	5.3	1	43

Kick Returns

Player	no.	yds	avg	td	lg
Preston Fox	11	304	27.6	0	43
Traylon Ray	8	154	19.3	0	33
Treyllan Davis	1	11	11.0	0	11
Jaylen Anderson	1	25	25.0	0	25
Ric'Darious Farmer	1	21	21.0	0	21
Clay Ash	1	10	10.0	0	10
Jack Sammarco	1	5	5.0	0	5
Total	24	530	22.1	0	43
Opponents	38	648	17.1	0	51

Fumbles Recovered

Player	no.	yds	avg	td	lg
Tyrin Bradley Jr	2	14	7.0	1	14
TJ Jackson II	1	0	0.0	0	0
Garnett Hollis Jr	1	0	0.0	0	0
Dontez Fagan	1	0	0.0	0	0
Kekoura Tarnue	1	0	0.0	0	0
Total	6	14	2.3	1	14
Opponents	5	2	0.4	0	1



2024-25 West Virginia Football
Individual Statistics
All games

Scoring

Player	td	fg	PAT						pts
			kick	rush	rcv	pass	dxp	saf	
Michael Hayes II	-	13-14	41-41	-	-	-	-	-	80
CJ Donaldson Jr	12	-	-	-	-	-	-	-	72
Jahiem White	8	-	-	-	-	-	-	-	48
Garrett Greene	6	-	-	-	-	-	-	-	36
Hudson Clement	5	-	-	-	-	-	-	-	30
Traylon Ray	4	-	-	-	-	1	-	-	24
Kole Taylor	3	-	-	-	2	-	-	-	22
Justin Robinson	3	-	-	-	-	-	-	-	18
Rodney Gallagher III	3	-	-	-	-	-	-	-	18
Nicco Marchiol	2	-	-	-	-	1	-	-	12
Leighton Bechdel	1	-	-	-	-	-	-	-	6
Tyrin Bradley Jr	1	-	-	-	-	-	-	-	6
Anthony Wilson Jr	1	-	-	-	-	-	-	-	6
RJ Kocan	-	-	1-1	-	-	-	-	-	1
Total	49	13-14	42-42	0	2	2	0	0	379
Opponents	56	8-12	51-52	1	1	1	0	0	415

Field Goals

Player	fg	pct.	01-19	20-29	30-39	40-49	50-99	lg	blk
Michael Hayes II	13-14	92.9	0-0	2-2	4-5	6-6	1-1	52	0
Opponents	8-12	66.7	0-0	3-3	3-3	2-4	0-2	44	0

FG Sequence

Team Name	West Virginia	Opponents
Penn St.	(38),(39)	47
Pittsburgh	(44),(23)	(31)
Kansas	(40)	
Oklahoma St.	(39)	
Iowa St.	36,(43)	47
Kansas St.	(44)	(44)
Arizona	(45)	
Cincinnati	(24)	(29)
UCF	(35)	
Texas Tech	(52)	(32),(23),(22)
Memphis	(46)	(34),(42),50
Baylor		55

Numbers in (parentheses) indicate field goal was made

Total Offense

Player	g	plays	rush	pass	total	avg/g
Garrett Greene	11	449	734	2300	3034	275.8
Jahiem White	13	148	844	0	844	64.9
CJ Donaldson Jr	13	163	734	0	734	56.5
Nicco Marchiol	8	96	120	434	554	69.3
Rodney Gallagher III	13	16	51	0	51	3.9
Jaylen Anderson	9	9	34	0	34	3.8
Leighton Bechdel	13	1	14	0	14	1.1
Oliver Straw	13	1	12	0	12	0.9
Ric'Darious Farmer	11	2	6	0	6	0.5
Traylon Ray	10	1	2	0	2	0.2
Diore Hubbard	2	1	1	0	1	0.5
Team	13	0	-34	0	-34	-2.6
Total	13	900	2518	2734	5252	404.0
Opponents	13	830	1877	3521	5398	415.2

Punting

Player	no.	yds	avg	lg	tb	fc	i20	50+	blk
Oliver Straw	35	1530	43.7	57	2	12	15	5	0
Team	1	0	0.0	0	0	0	0	0	1
Total	36	1530	42.5	57	2	12	15	5	1
Opponents	43	1880	43.7	57	1	17	13	6	0

Kickoffs

Player	no.	yds	avg	tb	ob	retn	net	ydIn
Michael Hayes II	72	4255	59.1	22	4			
Nate Flower	1	63	63.0	0	0			
Total	73	4318	59.2	22	4	38	38.5	26
Opponents	75	4679	62.4	41	1	23	39.1	25



2024-25 West Virginia Football
Individual Statistics
All games

All Purpose

Player	g	rush	rcv	pr	kr	ir	total	avg/g
Jahiem White	13	844	122	0	0	0	966	74.3
CJ Donaldson Jr	13	734	104	0	0	0	838	64.5
Hudson Clement	12	0	741	0	0	0	741	61.8
Garrett Greene	11	734	0	0	0	0	734	66.7
Traylon Ray	10	2	426	0	154	0	582	58.2
Preston Fox	13	0	131	105	304	0	540	41.5
Kole Taylor	13	0	448	0	0	0	448	34.5
Rodney Gallagher III	13	51	288	18	0	0	357	27.5
Justin Robinson	10	0	244	0	0	0	244	24.4
Nicco Marchiol	8	120	0	0	0	0	120	15.0
Jaden Bray	5	0	88	0	0	0	88	17.6
Ric'Darious Farmer	11	6	54	0	21	0	81	7.4
Anthony Wilson Jr	13	0	0	0	0	79	79	6.1
Treylan Davis	13	0	58	0	11	0	69	5.3
Jaylen Anderson	9	34	9	0	25	0	68	7.6
Jarel Williams	13	0	17	0	0	0	17	1.3
Tyrin Bradley Jr	13	0	0	0	0	16	16	1.2
Leighton Bechdel	13	14	0	0	0	0	14	1.1
Oliver Straw	13	12	0	0	0	0	12	0.9
Clay Ash	9	0	0	0	10	0	10	1.1
Jack Sammarco	13	0	4	0	5	0	9	0.7
Jaheem Joseph	13	0	0	0	0	6	6	0.5
Diore Hubbard	2	1	0	0	0	0	1	0.5
Team	13	-34	0	0	0	0	-34	-2.6
Total	13	2518	2734	123	530	101	6006	462.0
Opponents	13	1877	3521	60	648	74	6180	475.4



**2024-25 West Virginia Football
Overall Defense Statistics
All games**

Team Defense

##	Player	gp	Tackles				tfl/yds	Sacks	Pass defense			Fumbles		blkd	
			ua	a	tot	no-yds		int-yds	brup	qbh	fr-yds	ff	kick	saf	
12	Anthony Wilson Jr	13	51	50	101	.	.	2-79	3	
40	Josiah Trotter	12	36	56	92	4-9	0.5-4	1-0	2	5	
4	Trey Lathan	13	40	39	79	9-34	2-14	.	.	3	.	1	.	.	
8	Tyrin Bradley Jr	13	20	36	56	7.5-21	1.5-13	1-16	4	2	2-14	1	.	.	
35	Reid Carrico	12	17	37	54	1.5-4	.	.	.	4	.	1	.	.	
54	Fatorma Mulbah	13	20	30	50	4.5-12	1-8	.	.	2	
1	Garnett Hollis Jr	13	27	19	46	1-1	.	.	6	.	1-0	.	.	.	
3	Jaheem Joseph	13	25	15	40	.	.	1-6	2	1	
11	TJ Jackson II	13	21	19	40	14-78	6.5-55	.	.	1	1-0	.	.	.	
15	Ben Cutter	13	10	29	39	0.5-0	.	.	.	1	
13	Dontez Fagan	13	23	14	37	.	.	.	3	.	1-0	.	.	.	
14	Kekoura Tarnue	13	25	10	35	2.5-6	0.5-4	.	1	1	1-0	1	.	.	
0	Ayden Garnes	6	19	6	25	1-2	.	.	1	1	
5	Sean Martin	13	8	15	23	5.5-29	3.5-27	.	1	5	
47	Ty French	13	12	10	22	2.5-9	.	.	1	3	
99	Hammond Russell IV	13	7	10	17	3.5-19	3-19	.	.	3	
92	Asani Redwood	13	8	9	17	2.5-9	1-6	.	2	3	
2	Aubrey Burks	6	8	5	13	1.5-3	.	.	.	1	
18	Israel Boyce	8	10	1	11	
69	Nate Gabriel	12	5	4	9	0.5-5	0.5-5	
23	TJ Crandall	11	5	4	9	
36	Caden Biser	12	2	5	7	
24	Rodney Gallagher III	13	4	1	5	.	.	.	1	
6	Jacolby Spells	8	2	2	4	.	.	.	2	
17	Zae Jennings	12	3	.	3	
87	Derek Berlitz	3	2	1	3	
28	Aden Tagaloa-Nelson	5	2	1	3	
45	Taurus Simmons	12	2	1	3	1	.	.	
97	Elijah Kinsler	3	1	1	2	
20	Keyshawn Robinson	11	1	1	2	
10	Jarel Williams	13	1	1	2	
96	Edward Vesterinen	2	1	1	2	0.5-0	
29	Preston Fox	13	2	.	2	
86	Will Dixon	2	.	1	1	
7	Traylon Ray	10	1	.	1	
3	Hudson Clement	12	1	.	1	
4	CJ Donaldson Jr	13	1	.	1	
55	Tomas Rimac	13	1	.	1	
5	Jaden Bray	5	1	.	1	
41	Curtis Jones Jr	11	.	1	1	
94	Makai Byerson	1	.	1	1	



2024-25 West Virginia Football
Overall Defense Statistics
All games

Page 2/2
as of Feb 14, 2025

##	Player	gp	Tackles				Sacks	Pass defense			Fumbles		blkd	
			ua	a	tot	tfl/yds	no-yds	int-yds	brup	qbh	fr-yds	ff	kick	saf
58	Nick Malone	13	1	.	1	
Totals		13	426	436	862	62-241	20-155	5-101	29	36	6-14	5	0	0
Opponents		13	460	484	944	74-247	27-145	14-74	39	27	5-2	10	1	0



2024-25 West Virginia Football
Team Game-by-Game
All games

Date	Opponent	Rushing				Receiving				Passing				Kick Returns				Punt Returns				tot off		
		no.	yds	td	lg	no.	yds	td	lg	cmp	att	int	yds	td	lg	no.	yds	td	lg	no.	yds		td	lg
08/31/2024	Penn St.	37	85	1	12	15	161	0	25	15	29	1	161	0	25	2	35	0	20	0	0	0	0	246
09/07/2024	UAlbany	32	305	4	48	20	248	3	44	20	26	0	248	3	44	2	38	0	28	2	16	0	14	553
09/14/2024	at Pittsburgh	45	188	2	23	16	210	2	44	16	30	2	210	2	44	1	18	0	18	2	16	0	13	398
09/21/2024	Kansas	33	148	2	27	15	295	2	52	15	30	2	295	2	52	1	15	0	15	2	18	0	16	443
10/05/2024	at Oklahoma St.	65	389	4	39	10	169	1	40	10	16	0	169	1	40	0	0	0	0	2	6	0	6	558
10/12/2024	Iowa St.	32	148	1	28	18	206	1	24	18	31	2	206	1	24	1	33	0	33	0	0	0	0	354
10/19/2024	Kansas St.	43	152	0	28	15	143	2	34	15	32	2	143	2	34	5	123	0	30	1	0	0	0	295
10/26/2024	at Arizona	40	203	2	55	18	198	2	54	18	22	0	198	2	54	0	0	0	0	1	0	0	0	401
11/09/2024	at Cincinnati	28	92	1	16	9	156	1	50	9	15	1	156	1	50	4	95	0	43	3	46	0	29	248
11/16/2024	Baylor	49	262	3	23	19	237	2	44	19	39	1	237	2	44	4	82	0	28	2	21	0	21	499
11/23/2024	UCF	54	200	3	35	13	118	1	26	13	21	0	118	1	26	2	76	0	40	0	0	0	0	318
11/30/2024	at Texas Tech	35	140	1	27	29	265	1	30	29	40	2	265	1	30	2	15	0	10	0	0	0	0	405
12/17/2024	vs Memphis	36	206	3	56	29	328	2	37	29	40	2	328	2	37	0	0	0	0	0	0	0	0	534
West Virginia		529	2518	27	56	226	2734	20	54	226	371	14	2734	20	54	24	530	0	43	15	123	0	29	5252
Opponents		444	1877	28	51	247	3521	26	89	247	386	5	3521	26	89	38	648	0	51	9	60	1	20	5398

West Virginia Averages

Games	Avg/ rush	Avg/ catch	Pass effic	KR avg	PR avg	All purpose avg/game	Total offense avg/game
13	4.8	12.1	133.1	22.1	8.2	462.0	404.0

Date	Opponent	Tackles			Sacks	Fumble		Pass Defense			blkd kick	PAT attempts			off				
		ua	a	total		tfl-yds	no-yds	ff	fr-yds	int-yds		qbh	brup	kick	rush	rcv	saf	t/o	pts
08/31/2024	Penn St.	32	40	72	2.0-4	0-0	0	1-0	0-0	0	2	0	0-0	0	0	0	0	0	12
09/07/2024	UAlbany	40	30	70	9.0-27	2-11	0	0-0	0-0	3	3	0	7-7	0	0	0	0	0	49
09/14/2024	at Pittsburgh	32	24	56	11.0-50	5-29	0	0-0	0-0	6	2	0	4-4	0	0	0	0	0	34
09/21/2024	Kansas	34	46	80	5.0-27	2-20	1	1-0	1-16	2	2	0	3-3	0	1	0	0	0	32
10/05/2024	at Oklahoma St.	22	24	46	5.0-19	2-15	0	0-0	2-6	3	2	0	5-5	0	0	0	0	7	38
10/12/2024	Iowa St.	44	30	74	4.0-18	2-15	0	0-0	0-0	4	2	0	1-1	0	0	0	0	0	16
10/19/2024	Kansas St.	26	30	56	3.0-3	0-0	1	0-0	0-0	4	2	0	1-1	0	1	0	0	0	18
10/26/2024	at Arizona	28	32	60	4.0-19	2-17	1	1-0	0-0	2	4	0	4-4	0	0	0	0	7	31
11/09/2024	at Cincinnati	45	42	87	7.0-38	3-30	2	2-14	1-79	4	1	0	4-4	0	0	0	10	31	
11/16/2024	Baylor	28	54	82	2.0-8	1-7	0	0-0	0-0	0	4	0	5-5	0	0	0	0	0	35
11/23/2024	UCF	26	32	58	2.0-12	1-11	0	1-0	0-0	2	2	0	4-4	0	0	0	0	7	31
11/30/2024	at Texas Tech	43	26	69	4.0-10	0-0	0	0-0	1-0	3	2	0	0-0	0	0	0	0	6	15
12/17/2024	vs Memphis	26	26	52	4.0-6	0-0	0	0-0	0-0	3	1	0	4-4	0	0	0	0	0	37
West Virginia		426	436	862	62.0-241	20-155	5	6-14	5-101	36	29	0	42-42	0	2	0	37	379	
Opponents		460	484	944	74.0-247	27-145	10	5-2	14-74	27	39	1	51-52	1	1	0	63	415	

Date	Opponent	Punting								Field Goals			Kickoffs					
		no.	yds	avg	long	blkd	tb	fc	50+	i20	md-att	long	blkd	no.	yds	avg	tb	ob
08/31/2024	Penn St.	4	176	44.0	46	0	0	4	0	2	2-2	39	0	4	221	55.3	0	0
09/07/2024	UAlbany	1	46	46.0	46	0	0	1	0	1	0-0	0	0	8	499	62.4	0	1
09/14/2024	at Pittsburgh	4	135	33.8	57	1	0	0	1	1	2-2	44	0	7	382	54.6	2	1
09/21/2024	Kansas	4	154	38.5	41	0	0	0	0	2	1-1	40	0	6	383	63.8	4	0
10/05/2024	at Oklahoma St.	0	0	0.0	0	0	0	0	0	0	1-1	39	0	7	424	60.6	2	1
10/12/2024	Iowa St.	2	90	45.0	46	0	0	2	0	2	1-2	43	0	4	187	46.8	0	1
10/19/2024	Kansas St.	2	99	49.5	54	0	0	0	1	0	1-1	44	0	4	231	57.8	1	0
10/26/2024	at Arizona	3	138	46.0	47	0	0	0	0	1	1-1	45	0	6	384	64.0	3	0
11/09/2024	at Cincinnati	5	218	43.6	46	0	0	1	0	3	1-1	24	0	6	379	63.2	2	0
11/16/2024	Baylor	3	89	29.7	45	0	1	1	0	1	0-0	0	0	5	257	51.4	1	0
11/23/2024	UCF	4	200	50.0	57	0	0	2	2	2	1-1	35	0	6	362	60.3	2	0
11/30/2024	at Texas Tech	2	96	48.0	52	0	1	0	1	0	1-1	52	0	4	223	55.8	1	0



2024-25 West Virginia Football
 Team Game-by-Game
 All games

Date	Opponent	Punting										Field Goals			Kickoffs				
		no.	yds	avg	long	blkd	tb	fc	50+	i20	md-att	long	blkd	no.	yds	avg	tb	ob	
12/17/2024	vs Memphis	2	89	44.5	48	0	0	1	0	0	1-1	46	0	6	386	64.3	4	0	
West Virginia		36	1530	42.5	57	1	2	12	5	15	13-14	52	0	73	4318	59.2	22	4	
Opponents		43	1880	43.7	57	0	1	17	6	13	8-12	44	0	75	4679	62.4	41	1	



2024-25 West Virginia Football Opponents Game-by-Game All games

Date	Opponent	Rushing				Receiving				Passing				Kick Returns				Punt Returns				tot off		
		no.	yds	td	lg	no.	yds	td	lg	cmp	att	int	yds	td	lg	no.	yds	td	lg	no.	yds		td	lg
08/31/2024	Penn St.	42	222	1	40	12	235	4	55	12	18	0	235	4	55	4	61	0	20	0	0	0	0	457
09/07/2024	UAlbany	35	68	1	23	18	306	1	49	18	39	0	306	1	49	5	78	0	30	0	0	0	0	374
09/14/2024	at Pittsburgh	29	78	1	24	21	301	3	42	21	30	0	301	3	42	3	30	0	18	1	8	1	8	379
09/21/2024	Kansas	47	247	3	32	15	184	1	36	15	25	1	184	1	36	2	31	0	18	0	0	0	0	431
10/05/2024	at Oklahoma St.	21	36	0	14	14	191	2	43	14	24	2	191	2	43	4	110	0	51	0	0	0	0	227
10/12/2024	Iowa St.	45	129	3	14	18	265	1	60	18	26	0	265	1	60	1	22	0	22	0	0	0	0	394
10/19/2024	Kansas St.	26	114	2	29	19	298	3	60	19	29	0	298	3	60	3	34	0	22	2	11	0	9	412
10/26/2024	at Arizona	25	78	2	18	22	308	2	49	22	34	0	308	2	49	2	41	0	29	2	3	0	4	386
11/09/2024	at Cincinnati	43	157	2	17	25	279	1	80	25	36	1	279	1	80	3	53	0	22	1	-2	0	0	436
11/16/2024	Baylor	34	183	4	51	26	329	3	43	26	36	0	329	3	43	4	80	0	41	0	0	0	0	512
11/23/2024	UCF	34	176	2	28	11	172	1	45	11	21	0	172	1	45	2	30	0	17	1	7	0	7	348
11/30/2024	at Texas Tech	33	209	4	37	28	359	2	41	28	42	1	359	2	41	3	33	0	18	1	20	0	20	568
12/17/2024	vs Memphis	30	180	3	46	18	294	2	89	18	26	0	294	2	89	2	45	0	26	1	13	0	13	474
Opponents		444	1877	28	51	247	3521	26	89	247	386	5	3521	26	89	38	648	0	51	9	60	1	20	5398
West Virginia		529	2518	27	56	226	2734	20	54	226	371	14	2734	20	54	24	530	0	43	15	123	0	29	5252

Opponents Averages

Games	Avg/ rush	Avg/ catch	Pass effic	KR avg	PR avg	All purpose avg/game	Total offense avg/game
13	4.2	14.3	160.2	17.1	6.7	475.4	415.2

Date	Opponent	Tackles			Sacks	Fumble		Pass Defense			blkd kick	PAT attempts			off				
		ua	a	total		tfl-yds	no-yds	ff	fr-yds	int-yds		qbh	brup	kick	rush	rcv	saf	t/o	pts
08/31/2024	Penn St.	35	34	69	6.0-33	2-15	2	2-1	1-0	0	5	0	4-4	0	0	0	0	0	34
09/07/2024	UAlbany	35	24	59	2.0-9	1-8	1	1-1	0-0	1	1	0	2-2	0	0	0	7	14	
09/14/2024	at Pittsburgh	34	46	80	7.0-19	3-14	1	0-0	2-0	5	6	1	5-5	0	0	0	0	38	
09/21/2024	Kansas	34	20	54	5.0-10	3-5	0	0-0	2-5	2	5	0	4-4	0	0	0	7	28	
10/05/2024	at Oklahoma St.	51	28	79	6.0-15	2-4	0	0-0	0-0	1	1	0	2-2	0	0	0	0	14	
10/12/2024	Iowa St.	32	32	64	5.0-12	0-0	0	0-0	2-21	2	4	0	4-4	0	0	0	14	28	
10/19/2024	Kansas St.	31	62	93	7.0-19	2-9	0	0-0	2-43	2	4	0	6-6	0	0	0	10	45	
10/26/2024	at Arizona	24	52	76	3.0-8	1-6	1	0-0	0-0	1	1	0	2-3	0	0	0	0	26	
11/09/2024	at Cincinnati	23	32	55	7.0-16	2-10	1	0-0	1-0	0	1	0	3-3	0	0	0	7	24	
11/16/2024	Baylor	54	26	80	8.0-29	4-21	0	0-0	1-0	3	6	0	7-7	0	0	0	7	49	
11/23/2024	UCF	30	58	88	9.0-31	3-18	1	0-0	0-0	6	1	0	3-3	0	0	0	0	21	
11/30/2024	at Texas Tech	46	32	78	7.0-41	4-35	1	1-0	2-0	3	1	0	5-5	1	0	0	8	52	
12/17/2024	vs Memphis	31	38	69	2.0-5	0-0	2	1-0	1-5	1	3	0	4-4	0	1	0	3	42	
Opponents		460	484	944	74.0-247	27-145	10	5-2	14-74	27	39	1	51-52	1	1	0	63	415	
West Virginia		426	436	862	62.0-241	20-155	5	6-14	5-101	36	29	0	42-42	0	2	0	37	379	

Date	Opponent	Punting										Field Goals			Kickoffs			
		no.	yds	avg	long	blkd	tb	fc	50+	i20	md-att	long	blkd	no.	yds	avg	tb	ob
08/31/2024	Penn St.	4	176	44.0	49	0	1	3	0	1	0-1	0	0	6	375	62.5	2	0
09/07/2024	UAlbany	4	168	42.0	57	0	0	0	2	0	0-0	0	0	3	194	64.7	1	0
09/14/2024	at Pittsburgh	4	172	43.0	50	0	0	1	1	1	1-1	31	0	7	454	64.9	6	0
09/21/2024	Kansas	5	221	44.2	56	0	0	2	1	1	0-0	0	0	5	324	64.8	4	0
10/05/2024	at Oklahoma St.	4	172	43.0	48	0	0	1	0	1	0-0	0	0	3	180	60.0	2	0
10/12/2024	Iowa St.	2	77	38.5	42	0	0	2	0	1	0-1	0	0	5	325	65.0	2	0
10/19/2024	Kansas St.	3	131	43.7	48	0	0	1	0	1	1-1	44	0	8	503	62.9	3	0
10/26/2024	at Arizona	3	130	43.3	48	0	0	1	0	2	0-0	0	0	5	325	65.0	5	0
11/09/2024	at Cincinnati	5	233	46.6	56	0	0	1	1	1	1-1	29	0	4	233	58.3	0	0
11/16/2024	Baylor	3	136	45.3	52	0	0	0	1	0	0-1	0	0	8	468	58.5	3	1
11/23/2024	UCF	4	176	44.0	47	0	0	4	0	2	0-0	0	0	3	180	60.0	0	0
11/30/2024	at Texas Tech	0	0	0.0	0	0	0	0	0	0	3-3	32	0	10	598	59.8	5	0



2024-25 West Virginia Football
Opponents Game-by-Game
All games

Date	Opponent	Punting										Field Goals			Kickoffs			
		no.	yds	avg	long	blkd	tb	fc	50+	i20	md-att	long	blkd	no.	yds	avg	tb	ob
12/17/2024	vs Memphis	2	88	44.0	45	0	0	1	0	2	2-3	42	0	8	520	65.0	8	0
Opponents		43	1880	43.7	57	0	1	17	6	13	8-12	44	0	75	4679	62.4	41	1
West Virginia		36	1530	42.5	57	1	2	12	5	15	13-14	52	0	73	4318	59.2	22	4



2024-25 West Virginia Football Team Game-by-Game Comparison All games

Opponent	Score	First Downs				Pen	Rushing Number-Yards	Passing		Total Offense Plays-Yards	Return Yards	Turn- Overs
		Total	Rush	Pass	Comp-Att.-Int			Yards				
Penn St.	12-34	19 / 21	10 / 11	7 / 10	2 / 0	37-85 / 42-222	15-29-1 / 12-18-0	161 / 235	66-246 / 60-457	35 / 62	3 / 1	
UAlbany	49-14	31 / 21	16 / 4	11 / 14	4 / 3	32-305 / 35-68	20-26-0 / 18-39-0	248 / 306	58-553 / 74-374	54 / 79	1 / 0	
Pittsburgh	34-38	22 / 24	10 / 6	9 / 14	3 / 4	45-188 / 29-78	16-30-2 / 21-30-0	210 / 301	75-398 / 59-379	34 / 38	2 / 0	
Kansas	32-28	23 / 25	7 / 15	14 / 10	2 / 0	33-148 / 47-247	15-30-2 / 15-25-1	295 / 184	63-443 / 72-431	49 / 36	2 / 2	
Oklahoma St.	38-14	31 / 11	21 / 4	9 / 7	1 / 0	65-389 / 21-36	10-16-0 / 14-24-2	169 / 191	81-558 / 45-227	12 / 110	0 / 2	
Iowa St.	16-28	22 / 24	8 / 11	13 / 11	1 / 2	32-148 / 45-129	18-31-2 / 18-26-0	206 / 265	63-354 / 71-394	33 / 43	2 / 0	
Kansas St.	18-45	20 / 19	8 / 4	6 / 14	6 / 1	43-152 / 26-114	15-32-2 / 19-29-0	143 / 298	75-295 / 55-412	123 / 88	2 / 0	
Arizona	31-26	16 / 18	8 / 4	8 / 13	0 / 1	40-203 / 25-78	18-22-0 / 22-34-0	198 / 308	62-401 / 59-386	0 / 44	0 / 1	
Cincinnati	31-24	10 / 24	4 / 11	5 / 12	1 / 1	28-92 / 43-157	9-15-1 / 25-36-1	156 / 279	43-248 / 79-436	234 / 51	1 / 3	
Baylor	35-49	29 / 26	17 / 10	9 / 15	3 / 1	49-262 / 34-183	19-39-1 / 26-36-0	237 / 329	88-499 / 70-512	103 / 80	1 / 0	
UCF	31-21	20 / 21	13 / 10	6 / 9	1 / 2	54-200 / 34-176	13-21-0 / 11-21-0	118 / 172	75-318 / 55-348	76 / 37	0 / 1	
Texas Tech	15-52	26 / 31	9 / 12	17 / 17	0 / 2	35-140 / 33-209	29-40-2 / 28-42-1	265 / 359	75-405 / 75-568	15 / 53	3 / 1	
Memphis	37-42	25 / 18	10 / 7	14 / 10	1 / 1	36-206 / 30-180	29-40-1 / 18-26-0	328 / 294	76-534 / 56-474	0 / 63	2 / 0	
Totals	379-415	294 / 283	141 / 109	128 / 156	25 / 18	529-2518 / 444-1877	226-371-14 / 247-386-5	2734 / 3521	900-5252 / 830-5398	768 / 784	19 / 11	

Opponents	3rd Down Conversion	4th Down Conversion	Time of Possession	TOP Margin	Avg Yds/Rush	Avg Yds/Pass	Avg Yds/Play	Punting Number-Avg	Penalties Number-Yards	Sacks
Penn St.	4-14 / 5-11	3-4 / 1-1	29:35 / 30:25	-00:50	2.3 / 5.3	5.6 / 13.1	3.7 / 7.6	4-44.0 / 4-44.0	1-5.0 / 8-60.0	0 / 2
UAlbany	1-5 / 7-16	3-3 / 2-5	24:42 / 35:18	-10:36	9.5 / 1.9	9.5 / 7.8	9.5 / 5.1	1-46.0 / 4-42.0	5-44.0 / 7-62.0	2 / 1
Pittsburgh	3-14 / 1-7	3-4 / 0-1	36:17 / 23:43	12:34	4.2 / 2.7	7.0 / 10.0	5.3 / 6.4	4-33.8 / 4-43.0	7-67.0 / 12-112.0	5 / 3
Kansas	7-13 / 6-13	1-1 / 2-2	23:13 / 36:47	-13:34	4.5 / 5.3	9.8 / 7.4	7.0 / 6.0	4-38.5 / 5-44.2	3-20.0 / 5-42.0	2 / 3
Oklahoma St.	9-15 / 3-10	2-4 / 1-2	42:40 / 17:14	25:26	6.0 / 1.7	10.6 / 8.0	6.9 / 5.0	0-0.0 / 4-43.0	2-5.0 / 3-30.0	2 / 2
Iowa St.	9-13 / 9-14	0-0 / 2-2	26:57 / 33:03	-06:06	4.6 / 2.9	6.6 / 10.2	5.6 / 5.5	2-45.0 / 2-38.5	7-47.0 / 1-10.0	2 / 0
Kansas St.	5-16 / 7-12	1-5 / 1-1	34:22 / 25:38	08:44	3.5 / 4.4	4.5 / 10.3	3.9 / 7.5	2-49.5 / 3-43.7	5-39.0 / 9-96.0	0 / 2
Arizona	7-16 / 6-12	4-4 / 2-2	35:04 / 24:56	10:08	5.1 / 3.1	9.0 / 9.1	6.5 / 6.5	3-46.0 / 3-43.3	7-48.0 / 5-30.0	2 / 1
Cincinnati	3-11 / 7-16	0-1 / 0-1	25:04 / 34:56	-09:52	3.3 / 3.7	10.4 / 7.8	5.8 / 5.5	5-43.6 / 5-46.6	3-15.0 / 5-45.0	3 / 2
Baylor	5-13 / 8-13	2-5 / 1-1	31:53 / 28:07	03:46	5.3 / 5.4	6.1 / 9.1	5.7 / 7.3	3-29.7 / 3-45.3	3-27.0 / 9-80.0	1 / 4
UCF	8-18 / 3-9	4-4 / 1-2	37:45 / 22:10	15:35	3.7 / 5.2	5.6 / 8.2	4.2 / 6.3	4-50.0 / 4-44.0	2-30.0 / 8-58.0	1 / 3
Texas Tech	8-15 / 9-12	0-2 / 0-0	34:42 / 25:18	09:24	4.0 / 6.3	6.6 / 8.5	5.4 / 7.6	2-48.0 / 0-0.0	7-59.0 / 3-20.0	0 / 4
Memphis	6-13 / 6-11	2-3 / 0-0	33:40 / 26:20	07:20	5.7 / 6.0	8.2 / 11.3	7.0 / 8.5	2-44.5 / 2-44.0	5-40.0 / 2-19.0	0 / 0
Totals	75-176 / 77-156	25-40 / 13-20	415:54 / 363:55	51:59	4.8 / 4.2	7.4 / 9.1	5.8 / 6.5	36-42.5 / 43-43.7	57-446.0 / 77-664.0	20 / 27

Note: Game totals are displayed in the format TEAM/OPPONENT for each category



2024-25 West Virginia Football
Red-Zone Results
All games

West Virginia Inside Opponent Red-Zone

Date	Opponent	Score	Times In RZ	Times Scored	Total		Rush	Pass	FGs	Failed to score inside RZ					
					Pts	TDs	TDs	TDs	Made	FGA	Down	Int	Fumb	Half	Game
08/31/2024	Penn St.	L 12-34	4	3	12	1	1	0	2	2	1	0	0	0	0
09/07/2024	UAlbany	W 49-14	5	5	35	5	3	2	0	0	0	0	0	0	0
09/14/2024	at Pittsburgh	L 34-38	4	4	24	3	2	1	1	1	0	0	0	0	0
09/21/2024	Kansas	W 32-28	5	4	29	4	2	2	0	0	0	1	0	0	0
10/05/2024	at Oklahoma St.	W 38-14	7	6	38	5	4	1	1	1	0	0	0	0	0
10/12/2024	Iowa St.	L 16-28	3	2	13	2	1	1	0	1	0	0	0	0	0
10/19/2024	Kansas St.	L 18-45	3	2	15	2	0	2	0	0	1	0	0	0	0
10/26/2024	at Arizona	W 31-26	3	3	21	3	2	1	0	0	0	0	0	0	0
11/09/2024	at Cincinnati	W 31-24	3	3	18	2	1	1	1	1	0	0	0	0	0
11/16/2024	Baylor	L 35-49	5	4	28	4	2	2	0	0	1	0	0	0	0
11/23/2024	UCF	W 31-21	6	5	31	4	3	1	1	1	0	0	0	0	1
11/30/2024	at Texas Tech	L 15-52	2	1	6	1	0	1	0	0	0	1	0	0	0
12/17/2024	vs Memphis	L 37-42	3	3	20	3	2	1	0	0	0	0	0	0	0
Totals 45 of 53 (84.9%)			53	45	290	39	23	16	6	7	3	2	0	0	1

Opponents Inside West Virginia Red-Zone

Date	Opponent	Score	Times In RZ	Times Scored	Total		Rush	Pass	FGs	Failed to score inside RZ					
					Pts	TDs	TDs	TDs	Made	FGA	Down	Int	Fumb	Half	Game
08/31/2024	Penn St.	L 12-34	3	3	21	3	0	3	0	0	0	0	0	0	0
09/07/2024	UAlbany	W 49-14	4	1	7	1	1	0	0	0	2	0	0	0	1
09/14/2024	Pittsburgh	L 34-38	5	5	31	4	1	3	1	1	0	0	0	0	0
09/21/2024	Kansas	W 32-28	3	3	21	3	2	1	0	0	0	0	0	0	0
10/05/2024	Oklahoma St.	W 38-14	1	1	7	1	0	1	0	0	0	0	0	0	0
10/12/2024	Iowa St.	L 16-28	4	3	21	3	3	0	0	0	0	0	0	0	1
10/19/2024	Kansas St.	L 18-45	5	4	28	4	2	2	0	0	0	0	0	0	1
10/26/2024	Arizona	W 31-26	2	2	14	2	2	0	0	0	0	0	0	0	0
11/09/2024	Cincinnati	W 31-24	4	3	17	2	2	0	1	1	0	1	0	0	0
11/16/2024	Baylor	L 35-49	3	3	21	3	3	0	0	0	0	0	0	0	0
11/23/2024	UCF	W 31-21	2	2	14	2	2	0	0	0	0	0	0	0	0
11/30/2024	Texas Tech	L 15-52	7	7	37	4	3	1	3	3	0	0	0	0	0
12/17/2024	Memphis	L 37-42	5	5	32	4	2	2	1	1	0	0	0	0	0
Totals 42 of 48 (87.5%)			48	42	271	36	23	13	6	6	2	1	0	0	3



**2024-25 West Virginia Football
By Quarter Statistics
All games**

3rd-Down Conversions

Date	Opponent	Score	Overall	1st Qtr	2nd Qtr	3rd Qtr	4th Qtr	Overtime
08/31/2024	Penn St.	L 12-34	4-14 28.6	1-4 25.0	2-6 33.3	0-2 0.0	1-2 50.0	0-0 0.0
09/07/2024	UAlbany	W 49-14	1-5 20.0	1-2 50.0	0-1 0.0	0-2 0.0	0-0 0.0	0-0 0.0
09/14/2024	at Pittsburgh	L 34-38	3-14 21.4	1-3 33.3	0-2 0.0	1-4 25.0	1-5 20.0	0-0 0.0
09/21/2024	Kansas	W 32-28	7-13 53.8	2-4 50.0	2-3 66.7	0-1 0.0	3-5 60.0	0-0 0.0
10/05/2024	at Oklahoma St.	W 38-14	9-15 60.0	4-6 66.7	1-1 100.0	1-4 25.0	3-4 75.0	0-0 0.0
10/12/2024	Iowa St.	L 16-28	9-13 69.2	4-4 100.0	3-6 50.0	0-1 0.0	2-2 100.0	0-0 0.0
10/19/2024	Kansas St.	L 18-45	5-16 31.3	1-4 25.0	4-6 66.7	0-2 0.0	0-4 0.0	0-0 0.0
10/26/2024	at Arizona	W 31-26	7-16 43.8	3-5 60.0	1-3 33.3	0-3 0.0	3-5 60.0	0-0 0.0
11/09/2024	at Cincinnati	W 31-24	3-11 27.3	0-2 0.0	0-3 0.0	3-5 60.0	0-1 0.0	0-0 0.0
11/16/2024	Baylor	L 35-49	5-13 38.5	2-3 66.7	1-3 33.3	0-2 0.0	2-5 40.0	0-0 0.0
11/23/2024	UCF	W 31-21	8-18 44.4	5-5 100.0	2-5 40.0	1-3 33.3	0-5 0.0	0-0 0.0
11/30/2024	at Texas Tech	L 15-52	8-15 53.3	2-4 50.0	1-4 25.0	3-4 75.0	2-3 66.7	0-0 0.0
12/17/2024	vs Memphis	L 37-42	6-13 46.2	1-3 33.3	1-3 33.3	1-2 50.0	3-5 60.0	0-0 0.0
West Virginia			75-176 42.6	27-49 55.1	18-46 39.1	10-35 28.6	20-46 43.5	0-0 0.0
Opponents			77-156 49.4	15-31 48.4	21-43 48.8	19-40 47.5	22-42 52.4	0-0 0.0

4th-Down Conversions

Date	Opponent	Score	Overall	1st Qtr	2nd Qtr	3rd Qtr	4th Qtr	Overtime
08/31/2024	Penn St.	L 12-34	3-4 75.0	1-2 50.0	1-1 100.0	0-0 0.0	1-1 100.0	0-0 0.0
09/07/2024	UAlbany	W 49-14	3-3 100.0	1-1 100.0	0-0 0.0	2-2 100.0	0-0 0.0	0-0 0.0
09/14/2024	at Pittsburgh	L 34-38	3-4 75.0	0-0 0.0	0-0 0.0	1-1 100.0	2-3 66.7	0-0 0.0
09/21/2024	Kansas	W 32-28	1-1 100.0	0-0 0.0	1-1 100.0	0-0 0.0	0-0 0.0	0-0 0.0
10/05/2024	at Oklahoma St.	W 38-14	2-4 50.0	1-1 100.0	0-0 0.0	1-3 33.3	0-0 0.0	0-0 0.0
10/12/2024	Iowa St.	L 16-28	0-0 0.0	0-0 0.0	0-0 0.0	0-0 0.0	0-0 0.0	0-0 0.0
10/19/2024	Kansas St.	L 18-45	1-5 20.0	0-0 0.0	0-1 0.0	0-1 0.0	1-3 33.3	0-0 0.0
10/26/2024	at Arizona	W 31-26	4-4 100.0	1-1 100.0	1-1 100.0	2-2 100.0	0-0 0.0	0-0 0.0
11/09/2024	at Cincinnati	W 31-24	0-1 0.0	0-1 0.0	0-0 0.0	0-0 0.0	0-0 0.0	0-0 0.0
11/16/2024	Baylor	L 35-49	2-5 40.0	0-0 0.0	0-1 0.0	0-1 0.0	2-3 66.7	0-0 0.0
11/23/2024	UCF	W 31-21	4-4 100.0	0-0 0.0	1-1 100.0	0-0 0.0	3-3 100.0	0-0 0.0
11/30/2024	at Texas Tech	L 15-52	0-2 0.0	0-1 0.0	0-0 0.0	0-1 0.0	0-0 0.0	0-0 0.0
12/17/2024	vs Memphis	L 37-42	2-3 66.7	0-0 0.0	0-1 0.0	1-1 100.0	1-1 100.0	0-0 0.0
West Virginia			25-40 62.5	4-7 57.1	4-7 57.1	7-12 58.3	10-14 71.4	0-0 0.0
Opponents			13-20 65.0	0-0 0.0	3-6 50.0	2-4 50.0	8-10 80.0	0-0 0.0

Time of Possession

Date	Opponent	Score	Overall	1st Qtr	2nd Qtr	3rd Qtr	4th Qtr	Overtime
08/31/2024	Penn St.	L 12-34	29:35	10:16	09:35	03:40	06:04	00:00
09/07/2024	UAlbany	W 49-14	24:42	08:23	05:05	08:45	02:29	00:00
09/14/2024	at Pittsburgh	L 34-38	36:17	07:39	07:21	08:42	12:35	00:00
09/21/2024	Kansas	W 32-28	23:13	04:38	07:15	02:52	08:28	00:00
10/05/2024	at Oklahoma St.	W 38-14	42:40	10:34	08:39	09:55	13:32	00:00
10/12/2024	Iowa St.	L 16-28	26:57	07:42	08:49	06:22	04:04	00:00
10/19/2024	Kansas St.	L 18-45	34:22	06:55	13:30	05:36	08:21	00:00
10/26/2024	at Arizona	W 31-26	35:04	12:42	05:36	06:34	10:12	00:00



2024-25 West Virginia Football
By Quarter Statistics
All games

Date	Opponent		Score	Overall	1st Qtr	2nd Qtr	3rd Qtr	4th Qtr	Overtime
11/09/2024	at Cincinnati	W	31-24	25:04	05:50	06:20	09:52	03:02	00:00
11/16/2024	Baylor	L	35-49	31:53	07:12	12:35	06:01	06:05	00:00
11/23/2024	UCF	W	31-21	37:45	09:55	08:10	04:17	15:23	00:00
11/30/2024	at Texas Tech	L	15-52	34:42	08:36	08:52	10:13	07:01	00:00
12/17/2024	vs Memphis	L	37-42	33:40	05:40	08:59	03:55	15:06	00:00
West Virginia			Total	415:54	106:02	110:46	86:44	112:22	00:00
			Avg.	32:00	08:09	08:31	06:40	08:39	00:00
Opponents			Total	363:55	65:45	107:21	81:46	109:03	00:00
			Avg.	28:00	05:03	08:15	06:17	08:23	00:00



2024-25 West Virginia Football Games Played All games

##	Player	GP-GS	PSU	ALB	UP	KU	OSU	IowaSt	KState	UA	UC	Baylor	UCF	TTU	Mem
0	Ayden Garnes	6/5	START	START	START	XXX	START	START
0	Jaylen Anderson	9/0	XXX	XXX	XXX	XXX	XXX	XXX	XXX	XXX	XXX
1	Garnett Hollis Jr	13/12	START	START	START	XXX	START	START	START	START	START	START	START	START	START
1	Jahiem White	13/11	START	START	START	START	START	START	START	START	START	START	XXX	XXX	START
2	Justin Robinson	10/0	XXX	XXX	XXX	XXX	XXX	XXX	XXX	XXX	XXX	XXX	...
2	Aubrey Burks	6/6	START	START	START	START	START	START
3	Jaheem Joseph	13/12	XXX	START	START	START	START	START	START	START	START	START	START	START	START
3	Hudson Clement	12/12	START	START	START	START	START	START	START	START	...	START	START	START	START
4	CJ Donaldson Jr	13/3	XXX	XXX	XXX	XXX	XXX	XXX	XXX	XXX	XXX	XXX	START	START	START
4	Trey Lathan	13/13	START	START	START	START	START	START	START	START	START	START	START	START	START
5	Sean Martin	13/13	START	START	START	START	START	START	START	START	START	START	START	START	START
5	Jaden Bray	5/1	XXX	XXX	XXX	START	XXX
6	Garrett Greene	11/11	START	START	START	START	START	START	START	START	START	START	START
6	Jacolby Spells	8/2	...	XXX	...	START	XXX	...	XXX	XXX	XXX	START	XXX
7	Traylon Ray	10/9	START	START	START	XXX	START	START	START	START	START	START
7	Fenwick Abe	0/0
8	Nicco Marchiol	8/2	XXX	XXX	...	XXX	XXX	...	XXX	START	START	XXX	...
8	Tyrin Bradley Jr	13/13	START	START	START	START	START	START	START	START	START	START	START	START	START
10	Jarel Williams	13/0	XXX	XXX	XXX	XXX	XXX	XXX	XXX	XXX	XXX	XXX	XXX	XXX	XXX
11	TJ Jackson II	13/10	XXX	XXX	START	START	START	START	XXX	START	START	START	START	START	START
11	Ric'Darius Farmer	11/0	XXX	XXX	...	XXX	XXX	XXX	XXX	...	XXX	XXX	XXX	XXX	XXX
12	Anthony Wilson Jr	13/13	START	START	START	START	START	START	START	START	START	START	START	START	START
12	Scott Kean	0/0
13	Dontez Fagan	13/6	XXX	XXX	XXX	XXX	XXX	XXX	START	START	START	XXX	START	START	START
14	Kekoura Tarnue	13/5	START	XXX	XXX	XXX	XXX	XXX	START	START	START	START	XXX	XXX	XXX
14	Khalil Wilkins	0/0
15	Ben Cutter	13/2	XXX	XXX	XXX	XXX	XXX	XXX	XXX	XXX	XXX	START	XXX	XXX	START
15	Ryder Burton	0/0
16	Mikey Preston	0/0
17	Jackson Crist	0/0
17	Zae Jennings	12/0	XXX	XXX	XXX	XXX	XXX	XXX	XXX	XXX	XXX	XXX	XXX	XXX	...
18	Israel Boyce	8/0	XXX	...	XXX	XXX	XXX	XXX	XXX	XXX	XXX
18	Brandon Rehmann	1/0	XXX	...
19	Key'on Washington	1/0	XXX
20	Diore Hubbard	2/0	XXX	...	XXX
20	Keyshawn Robinson	11/0	...	XXX	XXX	...	XXX	XXX	XXX	XXX	XXX	XXX	XXX	XXX	XXX
22	Michael Hayes II	13/0	XXX	XXX	XXX	XXX	XXX	XXX	XXX	XXX	XXX	XXX	XXX	XXX	XXX
22	Josiah Jackson	0/0
23	TJ Crandall	11/1	XXX	XXX	XXX	START	XXX	...	XXX	XXX	XXX	XXX	XXX	XXX	...
23	Trae'von Dunbar	1/0	...	XXX
24	Rodney Gallagher III	13/7	XXX	XXX	XXX	START	XXX	XXX	START	START	START	START	START	START	XXX
25	Tyler Evans	0/0
25	Jordan Jackson	0/0
26	Murphy Clement	0/0
26	Jason Cross Jr.	0/0
27	Clay Ash	9/0	XXX	XXX	XXX	XXX	XXX	XXX	XXX	...	XXX	XXX
27	Chris Henry	0/0
28	Aden Tagaloa-Nelson	5/0	XXX	XXX	...	XXX	XXX	XXX	...
28	Mykal Davis	0/0
29	Preston Fox	13/7	START	START	START	XXX	XXX	XXX	XXX	XXX	START	XXX	START	START	START
29	Deuce Shabazz	0/0
30	Judah Price	0/0
30	Rickey Williams	3/0	XXX	XXX	XXX
31	Obinna Onwuka	0/0
32	Raleigh Collins III	0/0
33	Aydin Fleming	0/0
34	Avery Wilcox	3/0	XXX	XXX	XXX
34	Andrew Phares	0/0
35	Reid Carrico	12/3	XXX	XXX	XXX	...	XXX	XXX	XXX	XXX	XXX	XXX	START	START	START
36	Caden Biser	12/0	XXX	XXX	XXX	XXX	XXX	XXX	XXX	XXX	XXX	XXX	XXX	...	XXX



**2024-25 West Virginia Football
Games Played
All games**

##	Player	GP-GS	PSU	ALB	UP	KU	OSU	IowaSt	KState	UA	UC	Baylor	UCF	TTU	Mem
36	Noah Braham	2/0	XXX	XXX	...
37	Jayden Bell	0/0
38	Macguire Moss	2/0	...	XXX	XXX
38	Donald Brandel	0/0
39	Nasai Bell	0/0
40	Josiah Trotter	12/11	START	START	START	START	START	START	START	START	START	XXX	START	START	...
41	Oliver Straw	13/0	XXX	XXX	XXX	XXX	XXX	XXX	XXX	XXX	XXX	XXX	XXX	XXX	XXX
41	Curtis Jones Jr	11/0	...	XXX	XXX	XXX	XXX	XXX	...	XXX	XXX	XXX	XXX	XXX	XXX
42	RJ Kocan	3/0	...	XXX	XXX	XXX
43	Austin Brinkman	12/0	XXX	XXX	XXX	XXX	XXX	XXX	XXX	...	XXX	XXX	XXX	XXX	XXX
43	Colin McBee	4/0	XXX	XXX	XXX	XXX
44	Oreyend Fisher	0/0
44	Casey Stanley	0/0
45	Taurus Simmons	12/0	...	XXX	XXX	XXX	XXX	XXX	XXX	XXX	XXX	XXX	XXX	XXX	XXX
46	Luke Savino	0/0
47	Ty French	13/0	XXX	XXX	XXX	XXX	XXX	XXX	XXX	XXX	XXX	XXX	XXX	XXX	XXX
48	Tyler Cain	2/0	XXX	...	XXX
48	Nate Flower	1/0	...	XXX
50	Brandon Yates	13/12	START	START	START	START	START	START	START	START	START	START	XXX	START	START
51	Raymond Kovalesky	0/0
52	Nick Krahe	12/0	XXX	XXX	XXX	XXX	XXX	XXX	XXX	...	XXX	XXX	XXX	XXX	XXX
52	Corey McIntyre Jr	0/0
53	Caden Sellar	0/0
54	Fatorma Mulbah	13/13	START	START	START	START	START	START	START	START	START	START	START	START	START
55	Tomas Rimac	13/13	START	START	START	START	START	START	START	START	START	START	START	START	START
56	Sullivan Weidman	13/0	XXX	XXX	XXX	XXX	XXX	XXX	XXX	XXX	XXX	XXX	XXX	XXX	XXX
57	Lucas Austin	0/0
58	Nick Malone	13/13	START	START	START	START	START	START	START	START	START	START	START	START	START
59	Jackson Biser	0/0
60	Johnny Williams IV	13/2	XXX	XXX	XXX	XXX	XXX	XXX	XXX	START	XXX	XXX	XXX	XXX	START
62	Kyle Altuner	0/0
63	Bryce Biggs	3/0	...	XXX	XXX	XXX
64	Cooper Young	0/0
65	Justin Terry	0/0
66	Ja'Quay Hubbard	13/13	START	START	START	START	START	START	START	START	START	START	START	START	START
67	Landen Livingston	7/1	...	XXX	XXX	XXX	XXX	START	XXX	XXX
68	Aiden Ellis	0/0
69	Nate Gabriel	12/0	...	XXX	XXX	XXX	XXX	XXX	XXX	XXX	XXX	XXX	XXX	XXX	XXX
70	Griffin Fogle	0/0
72	Wesley Hancock	0/0
73	Andreas Hunter	0/0
74	Wyatt Milum	11/11	START	START	START	START	START	START	START	...	START	START	START	START	...
78	Xavier Bausley	5/0	XXX	XXX	XXX	...	XXX	XXX
80	TJ Johnson	2/0	XXX	XXX
81	Treylan Davis	13/3	XXX	XXX	XXX	XXX	START	START	START	XXX	XXX	XXX	XXX	XXX	XXX
82	Greg Genross	0/0
83	CJ Cole	13/0	XXX	XXX	XXX	XXX	XXX	XXX	XXX	XXX	XXX	XXX	XXX	XXX	XXX
85	Dom Collins	1/0	XXX
86	Will Dixon	2/0	XXX	XXX
87	Derek Berlitz	3/0	XXX	XXX	XXX
87	Kole Taylor	13/12	START	START	START	START	START	START	XXX	START	START	START	START	START	START
88	Donovan Grayson	0/0
88	Jack Sammarco	13/0	XXX	XXX	XXX	XXX	XXX	XXX	XXX	XXX	XXX	XXX	XXX	XXX	XXX
91	Jonah Ulloa	0/0
92	Asani Redwood	13/1	XXX	XXX	XXX	XXX	XXX	XXX	START	XXX	XXX	XXX	XXX	XXX	XXX
93	Quintin Goins	0/0
94	Makai Byerson	1/0	...	XXX
95	Zachariah Keith	0/0
96	Edward Vesterinen	2/2	START	START
97	Elijah Kinsler	3/0	...	XXX	XXX	XXX



2024-25 West Virginia Football
Games Played
All games

##	Player	GP-GS	PSU	ALB	UP	KU	OSU	IowaSt	KState	UA	UC	Baylor	UCF	TTU	Mem
98	Leighton Bechdel	13/0	XXX	XXX	XXX	XXX	XXX	XXX	XXX	XXX	XXX	XXX	XXX	XXX	XXX
98	Harry Hilvert	0/0
99	Hammond Russell IV	13/0	XXX	XXX	XXX	XXX	XXX	XXX	XXX	XXX	XXX	XXX	XXX	XXX	XXX
99	Ronan Swope	0/0