



MOUNTAINEER BASKETBALL

PO BOX 877

MORGANTOWN, WV 26507-0877

WVUSPORTS.COM

304.293.2821 PHONE

2023-24 Schedule/Results

Date	Opponent	Television	Time/Results
O27	George Mason (exhibition)	Big 12 Now	W/85-78
N6	Missouri State	Big 12 Now	W/67-59
N10	Monmouth	Big 12 Now	L/73-65
N14	Jacksonville State	Big 12 Now	W/70-57
N20	vs. SMU &	FS1	L/70-58
N22	vs. Virginia &	FS1	L/56-54
N26	Bellarmine	Big 12 Now	W/62-58
D1	St. John's ^	ESPN2	L/79-73
D6	Pitt	ESPN2	L/80-63
D9	Drexel	Big 12 Now	W/66-60
D16	vs. Massachusetts &	ESPNU	L/87-79
D20	Radford	Big 12 Now	L/66-65
D23	Toledo	Big 12 Now	W/91-81
D30	vs. Ohio State \$	FOX	L/78-75 OT
J6	at Houston *	Big 12 Now	L/89-55
J9	Kansas State *	Big 12 Now	L/81-67
J13	Texas *	Big 12 Now	W/76-73
J17	at Oklahoma *	Big 12 Now	L/77-63
J20	Kansas *	Big 12 Now	W/91-85
J23	at UCF *	Big 12 Now	L/72-59
J27	at Oklahoma State *	Big 12 Now	L/70-66
J31	Cincinnati *	Big 12 Now	W/69-65
F3	BYU *	Big 12 Now	L/86-73
F10	at Texas *	Longhorn Network	L/94-58
F12	at TCU *	Big 12 Now	L/81-65
F17	Baylor *	ESPN2	L/94-81
F20	UCF *	ESPNU	W/77-67
F24	at Iowa State *	ESPN2	L/71-64
F26	at Kansas State *	ESPN2	L/94-90 OT
M2	Texas Tech *	ESPN2	L/81-70
M6	TCU *	Big 12 Now	L/93-81
M9	at Cincinnati *	Big 12 Now	L/92-56
M12	vs. Cincinnati @	Big 12 Now	3:00 p.m.

& Fort Myers Tip-Off, Fort Myers, Fla.

^ Big East-Big 12 Battle

& Basketball Hall of Fame Classic, Springfield, Mass.

\$ Legends of Basketball Showcase, Cleveland, Ohio

* Big 12 Conference Game

@ Phillips 66 Big 12 Championship, Kansas City, Mo.

- All times Eastern and subject to change



Cincinnati
Bearcats (18-13, 7-11)

Game 32 - Cincinnati

DATE: Tuesday, March 12, 2024

LOCATION: T-Mobile Center (19,135) in Kansas City, Missouri

TIPOFF: 3:00 p.m. ET

SERIES: Tied 11-11

LAST MEETING: UC 92, WVU 56 (March 9, 2024 at UC)

TV: Big 12 Now on ESPN+ (Rich Hollenberg and Fran Fraschilla)

RADIO: Mountaineer Sports Network (Tony Caridi)



West Virginia
Mountaineers (9-22, 4-14)

2024 Phillips 66 Big 12 Men's Basketball Championship

- West Virginia has won 21 of its last 37 conference championship games, all since 2005.
- West Virginia is playing in its 11th Phillips 66 Big 12 Championship.
- The Mountaineers are 11-11 all-time in Big 12 Championship play, including reaching the finals three times.
- West Virginia's most recent conference championship title came in the 2010 Big East Championship.
- Jesse Edwards had 36 points and 13 rebounds against TCU last Wednesday, becoming the fifth WVU player and first since 1962 to post those numbers in a game. He joins Rod Thorn (once), Jerry West (11 times), Hot Rod Hundley (twice) and Mark Workman (five times).
- Against Cincinnati in the first meeting this season, Jesse Edwards became the first WVU player to have 25 points, 10 rebounds & four blocks in a game.
- Against Kansas State in February, RaeQuan Battle (28) and Kerr Kriisa (career-high 25) became the first WVU duo to each score 25+ in a game in more than three years.
- West Virginia is 68-49 in its last 117 games in the month of March.
- WVU is 262-96 in its last 358 games against unranked teams, including winners of 145 of its last 177 at home.
- West Virginia has two wins over ranked teams this season (No. 3 Kansas and No. 25 Texas).
- WVU's win over No. 3 Kansas was its first win over a Top 5 team since beating No. 4 Baylor in 2020.
- Since Feb. 12, RaeQuan Battle scored 21 points at TCU, 25 points vs. Baylor, 24 points vs. UCF and 28 at K-State.
- Fifth-year senior RaeQuan Battle made his season debut against Radford on Dec. 20. He started and scored 29 points. It was the most points ever scored by a WVU player in his first game as a Mountaineer.
- Battle followed that performance up with another 29-point performance against Toledo and had his first career double-double with 24 points and 10 rebounds against Ohio State. He had 23 points against Kansas.
- Battle was named Big 12 Player of the Week on Dec. 26 and Jan. 2 and was named Big 12 Newcomer of the Week on Dec. 26.
- At Oklahoma State on Jan. 27, it marked the first time West Virginia has had a full roster in any game this season.
- West Virginia has had a full roster in just eight games this season.
- Battle missed the first nine games until second-time transfers were ruled immediately eligible by a federal judge. He was scheduled to make his season debut against UMass and missed due to flu-like symptoms.
- Kerr Kriisa missed the first nine games due to an NCAA suspension for a violation at Arizona.
- Akok Akok missed the first seven games with a medical issue.
- Noah Farrakhan was slated to redshirt and missed the first nine games until the transfer rule was changed in federal court.
- Jesse Edwards fractured his wrist in the UMass games and had surgery on Dec. 20. He returned to practice on Jan. 19 and made his game return at Oklahoma State on Jan. 27, exactly six weeks from the UMass game.
- Before Edwards was injured, he ranked third in rebounding, fourth in field goal percentage, third in blocked shots and third in offensive rebounds in the Big 12.
- Only three WVU players have played in every game this season: Quinn Slazinski, Josiah Harris and Pat Suemnick.
- Josh Eilert recorded his first career victory with a 67-59 win over Missouri State on Nov. 6.
- Josh Eilert is in his first season as a head coach. He has spent the last 17 seasons on the Mountaineer basketball staff. Eilert recorded his first ranked win against No. 25 Texas on Jan. 13.
- The Mountaineers returned four players from last year's team -- senior Patrick Suemnick, juniors Kobe Johnson and Seth Wilson and sophomore Josiah Harris.
- WVU returned 10 percent of its scoring from the 2022-23 team.
- Kerr Kriisa is averaging 4.6 assists per game. He led the Pac-12 in assists the last two seasons.
- Kriisa leads the Big 12 Conference in 3-point field goal percentage in conference games only (44.0 percent).
- Quinn Slazinski recorded a career-high 22 points against Pitt. He has reached double figures in 20 of 31 games.
- Patrick Sumenick has recorded career highs in four games this season. He posted a career-high 20 points to go with six rebounds in the win over No. 3 Kansas on Jan. 20.
- West Virginia is 101-114 in Big 12 Conference regular season games since joining in 2012-13.
- West Virginia has made at least one 3-point field goal in 863 consecutive games.
- The Mountaineers have won 144 of their last 162 games when holding opponents to 69 points or less.
- WVU has won 155 of its last 174 and 211 of its last 240 games when holding opponents to less than 69 points.
- West Virginia is 204-134 since the start of the 2014-15 season.
- West Virginia is 13-9 all-time in games played on March 12.

WVU Athletics Communications

Associate Athletics Director..... Bryan Messerly
Email bryan.messerly@mail.wvu.edu
Office Phone 304-293-2821
Social Media @wvuhoops
Web WVUsports.com

WVU Quick Facts

Location..... Morgantown, W.Va.
Enrollment..... 26,000+
Founded 1867
President..... Dr. E. Gordon Gee
Vice President/Director of Athletics..... Wren Baker
Nickname Mountaineers
School Colors..... Old Gold and Blue
Basketball Began..... 1903-04
Facility WVU Coliseum (14,000), opened in 1970



THE EILERT FAMILY: Brendan, Brandi, Josh, Tristan and Emri

// COACHING FILE

JOSH EILERT

Coaching History

- Kansas State Graduate Assistant, 2005-07
- West Virginia Video Coordinator, 2007-13
- Coordinator/Director of Basketball Operations, 2013-22
- Interim Assistant Coach, 2016-17
- Assistant Athletics Director for Basketball Operations, 2022
- Assistant Coach, 2022-23
- Interim Head Coach, 2023-present

Education

- Kansas State, 2004 B.S. degree in marketing
- Kansas State, 2007 M.S. Degree in college student personnel/intercollegiate athletics

Family

- Wife (Brandi)
- Children (Brendan, Emri and Tristan)

Personal

- Birthday is Dec. 2
- Native of Osborne, Kansas

Playing Career

- Cloud County Community College, 1999-2001
- Kansas State, 2002-04

WHAT THEY ARE SAYING ABOUT EILERT

"I am excited and happy for Josh; he has paid his dues and was the perfect choice by Wren Baker to lead the program at this time under challenging circumstances. He has been extremely loyal, spending the entirety of his career working for Coach Huggins. Josh has tremendous experience at the high-major level and outstanding contacts and relationships throughout the sport. Most important, he understands the culture of Mountaineer Basketball, the state of West Virginia, and the Big 12 Conference." **Illinois coach Brad Underwood**

"I'm truly happy the University decided to hire from within. Josh is more than capable to be the leader of the program and no one will work harder to make Mountaineer Nation proud." **Former Mountaineer and Current New York Knicks Player Deuce McBride**

"I'm ecstatic for Coach Eilert and his family. Josh is truly one of the great people in the coaching community. He possesses a high-level work ethic and integrity. He is more than prepared and qualified to lead WVU during a challenging transition. His passion for the players he coaches as well as his drive to win will allow him to do very well." **Oklahoma State Head Coach Mike Boynton**

"Josh has played a big role in WVU's success over the past 15 seasons. His already established relationship with the current roster should pay immediate dividends in helping the WVU program through this transition. I'm sure Mountaineers everywhere will show their support for Josh and this team!" **UAB Head Coach Andy Kennedy**

"Super excited for Josh Eilert's opportunity. We've been around Josh since the completion of his playing days at K-State. He's been unbelievably loyal, a willing learner, and has waited his turn. He is a tremendous leader, a man of character and we are super excited for him." **Massachusetts Head Coach Frank Martin**

"I'm incredibly excited for Josh to have earned this opportunity to lead our basketball program. Josh is a great basketball mind with a strong work ethic and an ability to unite and connect with people. He is the right person to take on this challenge and knows the importance of Mountaineer basketball to the great state of West Virginia." **Jonnie West, Golden State Warriors Director of Basketball Operations**

"Josh is one of the most consistent and detailed oriented coaches I have been around. He was a big part of my growth in a difficult time when I transitioned from a player to a graduate assistant. I will be forever thankful for his support." **Radford Head Coach Darris Nichols**

Probable Mountaineer Starters

No.	Name	Pos.	Ht.	Wt.	Cl.	Statistics	Notes
3	Kerr Kriisa	G	6-3	185	Sr.	11.0 ppg, 4.6 apg	First in Big 12 games in 3FG% (44.0%)
2	Kobe Johnson	G	6-3	205	Jr.	6.0 ppg, 2.1 rpg	Career-high 19 points vs. Jax State on Nov. 14
21	RaeQuan Battle	G	6-5	195	5th	16.2 ppg, 4.1 rpg	Shooting 83.5% from the free throw line
11	Quinn Slazinski	F	6-9	230	5th	12.2 ppg, 4.0 rpg	Leads WVU in minutes this season (896)
7	Jesse Edwards	C	6-11	240	5th	15.0 ppg, 8.2 rpg	Shooting 60.3 percent from the field

Mountaineers Off The Bench

1	Noah Farrakhan	G	6-1	170	Sr.	8.0 ppg, 3.0 rpg	Scored 1,000th career point at K-State on 2/26
22	Josiah Harris	F	6-7	215	So.	4.8 ppg, 4.0 rpg	Shooting 52.3 percent from field in league play
24	Patrick Suemnick	F	6-8	235	Jr.	4.1 ppg, 2.6 rpg	Career-high 20 points vs. Kansas on Jan. 20
14	Seth Wilson	G	6-2	220	Jr.	3.5 ppg, 1.7 rpg	Averaging 17.3 minutes off the bench
13	Akok Akok	F	6-10	225	5th	3.1 ppg, 2.6 rpg	Missed first seven games (medical)
9	Ofri Naveh	G	6-6	185	Fr.	2.6 ppg, 2.5 rpg	Has started seven games this season
5	Jeremiah Bembry	G	6-5	185	r-Fr.	0.0 ppg, 0.5 rpg	Transfer from Florida State
43	Ali Ragab	C	7-0	275	Jr.	0.0 ppg, 0.0 rpg	Transfer from Gannon University
4	Aden Tagaloa-Nelson	G	6-1	197	Fr.	0.0 ppg, 0.0 rpg	Safety on WVU football who joined on Jan. 13

Probable Cincinnati Starters

No.	Name	Pos.	Ht.	Wt.	Cl.	Statistics
41	Simas Lukosius	F	6-8	225	Jr.	10.2 ppg, 3.1 rpg
55	Aziz Bandaogo	C	7-0	235	Sr.	7.2 ppg, 7.6 rpg
0	Dan Skillings Jr.	G	6-6	215	So.	12.1 ppg, 6.4 rpg
1	Day Day Thomas	G	6-0	185	Jr.	10.2 ppg, 2.4 rpg
15	John Newman III	G	6-5	215	Gr.	9.7 ppg, 5.1 rpg

Series Record

- Each team has won 11 games in the series that began in 1941.
- The first meeting took place at Cincinnati on Jan. 17, 1941, with WVU winning 47-43.
- Cincinnati was a member of the Big East from 2006-12.
- The two teams met 10 times during that span with WVU holding a 6-4 advantage.
- WVU has won five of the last six meetings in the series, including a 69-65 win on Jan. 31 at WVU this season.
- The two teams just met on Saturday in Cincinnati with the Bearcats coming away with a 92-56 victory.
- WVU and UC have met once in a conference tournament. WVU defeated the Bearcats, 54-51, in the 2010 Big East Championship quarterfinals.

WVU Basketball Tradition

- This is the 115th season and 121st year overall for West Virginia basketball, which began in 1903.
- The Mountaineers own a 1,855-1,174 all-time record in intercollegiate basketball competition, ranking the Mountaineers 20th in wins among all Division I schools.
- WVU has earned 31 NCAA berths, 16 NIT trips and one CBI bid since 1941, and has finished in the Top 25 24 times, including an amazing nine straight years from 1955-63.
- In 1958, the Mountaineers finished the regular season ranked No. 1 in both polls and in 1959, West Virginia, led by All-America guard Jerry West, lost in the NCAA finals to California.
- West Virginia has had 13 first team All-Americans, headlined by West, who went on to become one of basketball's all-time greats with the NBA's Los Angeles Lakers.
- Since 2010, Derek Culver was named to the Lute Olson All-American team in 2021, Jevon Carter was named to the John Wooden, Lute Olson and Senior CLASS All-America teams in 2018. Juwan Staten was named to the Lute Olson All-America team in 2015, Da'Sean Butler earned All-America first team honors in 2010 by John Wooden & Basketball Times and Kevin Jones earned All-America honors in 2012 by John Wooden.
- Besides West, some of basketball's biggest names have been affiliated with the Old Gold & Blue, including former Lakers coach and general manager Fred Schaus, former NBA President of Basketball Operations and Naismith Hall of Famer Rod Thorn, former Utah Jazz broadcaster and Curt Gowdy Media Award winner "Hot Rod" Hundley and most recently Naismith Hall of Famer Bob Huggins.
- West Virginia has played in four different home venues: the ROTC Armory (1903-15), The Ark (1916-27), Stansbury Hall (1928-69) and the WVU Coliseum (1970-present). When the WVU Coliseum was closed due to asbestos removal during the 1999-2000 season, WVU played home games in Charleston, Wheeling and Fairmont.

Phillips 66 Big 12 Championship History

- West Virginia is playing in its 11th Phillips 66 Big 12 Championship.
- The Mountaineers are 11-11 all-time in Big 12 Championship play, including reaching the finals three times.
- West Virginia's most recent conference championship title came in the 2010 Big East Championship.

Roster Addition

- Coach Josh Eilert announced the addition of Aden Tagaloa-Nelson to the roster on Jan. 13.
- Tagaloa-Nelson is a freshman from Lexington, Kentucky, who is a safety on the WVU football team.
- He played high school basketball at Woodford County High School.

When West Virginia ...

Plays a home game: 9-9
Plays a road game: 0-9
Plays a game at a neutral site: 0-4
Plays a Big 12 game: 4-14
Plays a nonconference game: 5-8

Plays on Sunday: 1-0
Plays on Monday: 1-3
Plays on Tuesday: 2-3
Plays on Wednesday: 1-4
Plays on Thursday: 0-0
Plays on Friday: 0-2
Plays on Saturday: 4-10

Wears white uniforms: 7-4
Wears blue uniforms: 0-6
Wears gold uniforms: 2-4
Wears gray uniforms: 0-5
Wears camo uniforms: 0-1
Wears black uniforms: 0-2

Wins the tipoff: 6-15
Is ahead at halftime: 5-4
Is behind at halftime: 3-17
Is tied at halftime: 1-1
Plays an overtime game: 0-0
Leads by 10 or more points: 5-2
Trails by 10 or more points: 1-19
Leads entering the final minute: 9-3
Is behind entering the final minute: 0-19
Is tied entering the final minute: 0-0

Shoots 50% or better from the field: 3-3
Shoots less than 50% from the field: 6-19
Allows the opponent to shoot 50% or better: 1-6
Holds the opponent to less than 50%: 8-16
Outshoots the opponent: 6-5

Outrebounds the opponent: 7-5
Is outrebounded by the opponent: 1-15
Has the same number of rebounds as the opponent: 1-2
Outscores the opponent in bench scoring: 3-8
Is outscored by the opponent's bench: 6-13
Scores the same as the opponent's bench: 0-1

Shoots more free throws than the opponent: 9-9
Shoots fewer free throws than the opponent: 0-11
Shoots the same number of free throws as the opponent: 0-2
Commits more fouls than the opponent: 0-7
Commits fewer fouls than the opponent: 9-13
Commits the same number of fouls as the opponent: 0-2
Has more turnovers than the opponent: 5-13
Has fewer turnovers than the opponent: 4-6
Has the same number of turnovers as the opponent: 0-3

Scores less than 60 points: 0-6
Scores 60-69 points: 4-8
Scores 70-79 points: 3-5
Scores 80 or more points: 2-3
Allows the opponent less than 60 points: 3-1
Allows the opponent 60-69 points: 3-1
Allows the opponent 70-79 points: 1-8
Allows the opponent more than 80 points: 2-12

West Virginia In Its 9 Wins/22 Losses

WVU's field goal percentage: 46.4/41.1
WVU's free throw percentage: 71.2/70.1
WVU's 3-point field goal percentage: 40.1/32.8
WVU's free throw attempts/game: 24.3/19.3
WVU's offensive rebounds/game: 8.9/9.4
WVU's rebounds/game: 36.3/32.8
WVU's rebound margin/game: +1.6/-3.5
WVU's assists/game: 14.7/12.1
WVU's turnovers/game: 11.9/13.1
WVU's points/game: 74.3/67.3
Opponent's field goal percentage: 39.9/46.6
Opponent's points/game: 67.2/80.2
Opponent's turnovers/game: 11.9/10.1
Opponent's free throw attempts/game: 12.0/19.3

Wins are first, followed by losses



Against Ranked Teams

- The Iowa State game marked the 369th time in school history WVU played a team in the AP Top 25.
- WVU owns 117 wins against AP-ranked teams.
- Since 1995, the Mountaineers have played 255 nationally ranked teams. WVU has played 369 total games against nationally ranked competition. That means more than 69 percent of the games against the best teams in the country have come during the last 30 seasons.
- WVU has played 206 ranked teams since the start of the 2004-05 season, winning 75 of those games.

Josh Eilert

- Josh Eilert, who is in his 17th season on the Mountaineer basketball staff, was named head men's basketball coach at West Virginia University for an interim period, vice president and director of athletics Wren Baker announced on June 24, 2023.
- Eilert recorded his first career victory on Nov. 6, 2023, a 67-59 win over Missouri State at the WVU Coliseum.
- He garnered his first victory over a ranked team when the Mountaineers downed No. 25 Texas, 76-73 on Jan. 13.
- Since coming to West Virginia in 2007, Eilert has helped the Mountaineers earn 11 NCAA Tournament appearances, including the 2010 Final Four and five NCAA Sweet 16s.
- During his career, Eilert has handled a variety of duties, including directing WVU's wing and post players, on- and off-campus recruiting, on-court scouting, opponent scouting, film preparation, scheduling, coordinated the day-to-day internal operations of the basketball program, travel arrangements, camps, film exchange, fundraising and other special projects. This past season, Eilert moved into a coaching role as an assistant coach and served as an interim assistant coach during the 2016-17 season.
- In 2021, Eilert was named a member of the Top 50 Notable Division I Support Staff by Silver Waves Media.
- Eilert came to WVU win 2007 from Kansas State, where he served as a graduate assistant in 2006-07.
- Eilert played two seasons of basketball at Kansas State from 2002-04 after transferring from Cloud County Community College, where he was a two-year letterman and one-year starter.
- He was named to the Academic All-Big 12 Team as a senior and four times was selected to the Big 12 Commissioner's Honor Roll. Eilert was honored at K-State with the Keith Amerson Academic Award in 2004. While at Cloud County, he earned KJCAA Academic All-America honors as a sophomore.
- A native of Osborne, Kansas, Eilert earned his bachelor's degree in marketing from Kansas State in 2004. He earned his master's degree in College Student Personnel/Intercollegiate Athletics from Kansas State in 2007.
- Eilert and his wife, Brandi, have two sons, Brendan and Tristan, and a daughter, Emri.

Up Next

- If West Virginia wins against Cincinnati, the Mountaineers will face Kansas on Wednesday at 9:30 p.m. ET.
- Earlier this season, the Mountaineers defeated No. 3 Kansas, 91-85, in Morgantown.

Signing Day

- In the November signing period, coach Josh Eilert announced the signing of Carmelo Adkins to the 2024-25 academic year.
- Adkins is a 6-foot-5, 185-pound guard who currently attends Phoenix Prep (PHH Prep) in Phoenix, Arizona.
- He is originally from Lubbock, Texas.
- Last season, he averaged 16 points, six rebounds, three assists and 1.3 steals per game.
- In 2021-22, Adkins averaged 12.3 points, 4.6 rebounds and 3.1 steals per contest.

More Assists

- Last season, WVU made its 31st appearance all-time in the NCAA Tournament, dating back to 1955.
- WVU has made 11 NCAA appearances in the last 16 seasons, including the Final Four in 2010. The Mountaineers have made 13 NCAA appearances since 2005.
- West Virginia is 136-13 at home against nonconference teams in the last 22 years, and has won 117 of its last 128.
- West Virginia is 198-54 against nonconference teams in regular season games in the last 20 seasons.
- The Mountaineers have been ranked in at least one poll in 11 of the last 16 seasons.
- The Mountaineers have won 112 of their last 171 conference games at the WVU Coliseum.
- WVU is 609-187 (.778) all-time at the WVU Coliseum and 250-73 at the WVU Coliseum in the last 20 seasons.

Division I Experience

- The Mountaineers added seven players with Division I experience from the transfer portal.
- Below are the career statistics for WVU's incoming transfers entering this season.

Name	School	Years	Games	Starts	Points	Rebounds	Blocks	Steals
Akok Akok	UConn/ George.	2020-23	86	62	436	406	154	32
RaeQuan Battle	Wash./ Mont. St.	2020-23	104	39	1,079	241	40	66
Jeremiah Bemby	Florida St.	2023	Redshirted	due to injury				
Jesse Edwards	Syracuse	2020-23	95	56	835	568	172	81
Noah Farrakhan	ECU/EMU	2021-23	69	53	844	237	143 (asst.)	53
Kerr Kriisa	Arizona	2021-23	76	70	711	171	354 (asst.)	42
Quinn Slazinski	Louisville/ Iona	2020-23	75	34	495	224	13	34
Totals			505	314	4,400	1,847	383	308



WVU's 1,000 Point Scorers

Player	Years	Points
Jerry West	1958-60	2,309
Rod Hundley	1955-57	2,180
Da'Sean Butler	2007-10	2,095
Wil Robinson	1970-72	1,850
Kevin Jones	2009-12	1,822
Greg Jones	1980-83	1,797
Rod Thorn	1961-63	1,785
Jevon Carter	2015-18	1,758
Kevin Pittsnogle	2003-06	1,708
Lowes Moore	1976-80	1,696
Ron Williams	1966-68	1,687
Chris Brooks	1988-91	1,661
Pervires Greene	1991-94	1,655
Damian Owens	1995-98	1,616
Darryl Bryant	2009-12	1,590
Warren Baker	1973-76	1,556
Mark Workman	1950-52	1,553
Lester Rowe	1982-85	1,524
Dale Blaney	1982-86	1,520
Darryl Prue	1986-89	1,426
Alex Ruoff	2006-09	1,420
Ricky Robinson	1991-94	1,373
Russel Todd	1980-83	1,350
Tracy Shelton	1989-93	1,316
Daxter Miles Jr.	2015-18	1,311
Maurice Robinson	1975-78	1,307
Steve Berger	1987-90	1,262
Juwan Staten	2013-15	1,260
Chris Leonard	1989-92	1,235
Marcus Goree	1997-00	1,183
Marsalis Basey	1991-94	1,168
Seldon Jefferson	1995-97	1,168
Chris Moss	1999-02	1,167
Jim McCormick	1961-63	1,156
Mike Boyd	1991-94	1,136
Devin Williams	2014-16	1,134
Eddie Becker	1952-54	1,127
Bob Smith	1957-59	1,127
Bob Hummell	1968-70	1,117
Herbie Brooks	1986-89	1,105
Tom Lowry	1962-64	1,104
Lloyd Sharrar	1956-58	1,101
Tyrone Sally	2002-05	1,092
Taz Sherman	2020-22	1,089
Lionel Armstead	1999-02	1,083
Dave Reaser	1966-68	1,071
Johannes Herber	2003-06	1,069
Drew Schifino	2002-04	1,048
Esa Ahmad	2016-19	1,039
Derek Culver	2019-21	1,036
Lee Patrone	1959-61	1,028
Tony Robertson	1976-77	1,026
Fred Schaus	1947-49	1,009
Patrick Beilein	2003-06	1,001
Leland Byrd	1944-48	1,000

Tale of the Tape

	WVU	Cincinnati		
GAMES PLAYED	31	31		
SCORING	2149	2319		
points per game	69.3	74.8		
scoring margin	-7.1	+7.0		
FIELD GOALS-ATT	736-1728	860-1934		
field goal pct	.426	.445		
3 POINT FG-ATT	223-645	219-683		
3-point FG pct	.346	.321		
3-point FG made per game	7.2	7.1		
FIELD GOALS-ATT (OPPONENT)	849-1904	749-1791		
field goal pct	.446	.418		
3 POINT FG-ATT (OPPONENT)	280-808	206-611		
3-point FG pct	.347	.337		
3-point FG made per game	9.0	6.6		
FREE THROWS-ATT	454-644	380-553		
free throw pct	.705	.687		
REBOUNDS	1048	1234		
rebounds per game	33.8	39.8		
rebounding margin	-2.0	+8.3		
ASSISTS	399	460		
assists per game	12.9	14.8		
TURNOVERS	396	377		
turnovers per game	12.8	12.2		
turnover margin	-2.3	0.0		
assist/turnover ratio	1.0	1.2		
STEALS	135	206		
steals per game	4.4	6.6		
BLOCKS	111	139		
blocks per game	3.6	4.5		
STREAK	L5	W1		
SCORE BY PERIODS	1st	2nd	OT	Total
West Virginia	1005	1123	21	2149
Cincinnati	1041	1248	30	2319

Double-Figure Scoring Games/2023-24

Quinn Slazinski	20
Jesse Edwards	17
RaeQuan Battle	16
Kerr Kriisa	12
Noah Farrakhan	8
Kobe Johnson	5
Josiah Harris	4
Patrick Suemnick	4
Seth Wilson	3
Ofri Naveh	2

Career Double-Figure Scoring Games at WVU

Quinn Slazinski	20
Jesse Edwards	17
RaeQuan Battle	16
Kerr Kriisa	12
Noah Farrakhan	8
Seth Wilson	7
Kobe Johnson	5
Josiah Harris	4
Patrick Suemnick	4
Ofri Naveh	2

20-Point Games/2023-24

RaeQuan Battle	9
Kerr Kriisa	4
Jesse Edwards	4
Quinn Slazinski	2
Patrick Suemnick	1

Career 20-Point Games at WVU

RaeQuan Battle	9
Kerr Kriisa	4
Jesse Edwards	4
Quinn Slazinski	2
Patrick Suemnick	1

Double-Figure Rebounding Games/2023-24

Jesse Edwards	6
Akok Akok	1
RaeQuan Battle	1

Career Double-Figure Rebounding Games at WVU

Jesse Edwards	6
Akok Akok	1
RaeQuan Battle	1

Double-Figure Assist Games/2023-24

Kerr Kriisa	1
-------------	---

Career Double-Figure Assist Games at WVU

Kerr Kriisa	1
-------------	---

Double-Doubles/2023-24

Jesse Edwards	6
Kerr Kriisa	1
RaeQuan Battle	1

Career Double-Doubles at WVU

Jesse Edwards	6
Kerr Kriisa	1
RaeQuan Battle	1

Pronunciation Guide

Names

Akok	uh-COOK
Bembry	bem-BREE
Farrakhan	FAIR-uh-kahn
Kriisa	KREE-suh
Ofri Naveh	O-free Nuh-VAY
Ragab	ruh-GOB
RaeQuan	ray-KWAHN
Slazinski	sluh-ZIN-skee
Suemnick	some-NICK

Speciality Stats (per game)

	WVU	Opponent
Points off Turnovers	10.7	15.8
Second Chance Points	9.1	10.9
Points in the Paint	27.2	31.1
Fast Break Points	8.2	12.8
Bench Points	16.2	19.7

Player Assists

- Akok Akok:** Played three seasons at UConn and last season at Georgetown ... career highs of 18 points and 12 rebounds against Coppin State while at Georgetown ... has blocked more than 170 career shots ... missed the first seven games this season (medical) ... made his first WVU start against Radford on Dec. 20 ... nearly had a double-double with nine points and matching a career best with 12 rebounds against Toledo on Dec. 23, 2023.
- RaeQuan Battle:** Played the last two seasons at Montana State and began his career at Washington for two seasons ... named to the All-Big Sky Conference First Team ... named All-Big Sky Tournament MVP and scored 27 points against K-State in the NCAA Tournament ... sat out the first nine games due to NCAA transfer rules until a federal court ruling overturned the transfer rule ... missed the 10th game against UMass due to flu-like symptoms ... started and had 29 points in his WVU debut against Radford, scoring the most points by a WVU player in his first game as a Mountaineer ... scored 29 points in his second game vs. Toledo ... first career double-double with 24 points and 10 rebounds against Missouri State ... scored 23 points in the win over No. 3 Kansas, 21 at TCU, 25 vs. Baylor and 24 against UCF ... had 28 at K-State ... named Big 12 Player of the Week on Dec. 26 and Jan. 2.
- Jeremiah Bembry:** Attended Florida State last season, but did not compete due to injury and redshirted.
- Jesse Edwards:** Played the last four seasons at Syracuse ... averaged 14.5 points and 10.3 rebounds per game last season ... shot 59.2 percent from the field with 87 blocks ... had a career-high 27 points against Wake Forest ... named to the All-ACC Third Team and All-ACC Defensive Team ... first WVU double-double with 13 points and 13 rebounds against Missouri State ... has six double-doubles on the season ... fractured his right wrist in the UMass game on Dec. 16 ... returned to action at Oklahoma State on Jan. 27 ... became the first WVU player to have 25 points, 10 rebounds and four blocks in a game when he did so vs. Cincinnati ... had 21 points vs. Baylor ... became the first WVU player since 1962 (Rod Thorn) to have 36 points and 13 rebounds in a game (TCU on 3/6).
- Noah Farrakhan:** Played at Eastern Michigan the last two seasons and at East Carolina ... averaged 12.1 points last season, including a season-high 26 points against Northern Illinois ... sat out the first nine games due to NCAA transfer rules until a federal court ruling overturned the transfer rule ... had 15 points in his debut vs. UMass ... made his first WVU start against Radford and finished with 16 points ... had 19 points against Ohio State.
- Josiah Harris:** Played in 17 games as a freshman at WVU ... graduated with a bachelor's degree following his freshman year at WVU ... career-high 15 points at UCF on five 3-point field goals.
- Kobe Johnson:** Played in 29 games as a sophomore, making four starts ... has made 26 starts this season and 34 career starts ... named Ohio Division I Player of the Year as a senior ... finished as Canton McKinley's all-time leading scorer (1,556 points) ... career-high 19 points against Jax State on Nov. 14, 2023 ... 12 points at Iowa State.
- Kerr Kriisa:** Played the last three seasons at Arizona ... became the first Pac-12 player to lead the conference in assists in back-to-back years since 2001 ... missed the first nine games this season due to NCAA suspension while receiving improper benefits while enrolled at Arizona ... scored 20 points in his first game as a Mountaineer against UMass ... first WVU double-double with 12 points and 10 assists against Toledo ... became the first WVU player in five years to have 10 or more assists in a game ... scored 23 points against BYU ... career-high 25 points at K-State.
- Ofri Naveh:** Competed with Israel in the summer of 2023 in FIBA U18 European Championship play ... averaged 11.0 points and 7.1 rebounds per game ... made his first collegiate start vs. Jax State on Nov. 14, 2023.
- Ali Ragab:** Played the last two seasons at Gannon University ... walk-on who has not seen action this season.
- Quinn Slazinski:** Previously attended Iona and Louisville ... averaged 11.3 points and 5.7 rebounds per game before a season-ending injury last year at Iona ... has reached double figures in 20 games this season ... scored a career-high 22 points against Pitt.
- Patrick Suemnick:** Previously attended Robert Morris and Triton College ... played in 21 games last season ... made his first WVU start against K-State (1/9/24) ... had 16 points in win over No. 25 Texas ... recorded a career-high 20 points in the win over No. 3 Kansas.
- Aden Tagaloa-Nelson:** Safety on football team who joined the roster on Jan. 13 ... played five minutes vs. Texas.
- Seth Wilson:** Played in all 34 games as a sophomore at WVU ... hit 34 3-point field goals, shooting 41.5 percent from 3-point range ... recorded a career-high 15 points on five 3-point field goals at Texas Tech on Jan. 25, 2023.

West Virginia 2023-24 Roster

No.	Player	Pos.	Ht.	Wt.	Cl.	Hometown (High School/Last School)
1	Noah Farrakhan	G	6-1	170	Sr.	Newark, N.J. (The Patrick School/Eastern Michigan)
2	Kobe Johnson	G	6-3	205	Jr.	Canton, Ohio (Canton McKinley HS)
3	Kerr Kriisa	G	6-3	185	Sr.	Tartu, Estonia (Arizona)
4	Aden Tagaloa-Nelson	G	6-1	197	Fr.	Lexington, Ky. (Woodford County HS)
5	Jeremiah Bembry	G	6-5	185	r-Fr.	Brooklyn, N.Y. (Executive Education Academy [Pa.]/Florida State)
7	Jesse Edwards	C	6-11	240	5th	Amsterdam, Netherlands (IMG Academy [Fla.]/Syracuse)
9	Ofri Naveh	F	6-6	185	Fr.	Neot Golan, Israel
11	Quinn Slazinski	F	6-9	230	5th	Houston, Texas (Huntington Prep [W.Va.]/Iona)
13	Akok Akok	F	6-10	225	5th	Manchester, N.H. (Putnam Science Academy [Conn.]/Georgetown)
14	Seth Wilson	G	6-2	220	Jr.	Lorain, Ohio (Lorain HS)
21	RaeQuan Battle	G	6-5	195	5th	Tulalip, Wash. (Marysville-Pilchuck HS/Montana State)
22	Josiah Harris	F	6-7	215	So.	Canton, Ohio (Richmond Heights HS)
24	Patrick Suemnick	F	6-8	235	Sr.	Green Bay, Wis. (Denmark HS/Triton College)
43	Ali Ragab	C	7-0	275	Jr.	Cairo, Egypt (Rocktop Academy [Pa.]/Gannon)

Interim Head Coach: Josh Eilert (Kansas State, '04), First Season (17th Season at WVU)

Senior Advisor: James Dickey (Central Arkansas, '76), First Season at WVU

Assistant Coach: DerMarr Johnson (Cincinnati, '19), Second Season at WVU

Assistant Coach: Da'Sean Butler (West Virginia, '10), First Season at WVU

Assistant Coach: Alex Ruoff (West Virginia, '09), First Season at WVU

Assistant Coach: Jordan McCabe (West Virginia, '21), First Season at WVU

Director of Community Relations and Player Outreach: Ron Everhart (Virginia Tech, '85), 12th Season at WVU

Director of Player Personnel/Recruiting: Jay Kuntz (West Virginia, '12), Ninth Season at WVU

Director of Men's Basketball Operations: Trent Michaels (West Virginia, '21), Second Season at WVU



The Last Time ...

Team Scoring

West Virginia scored 100 or more points:
104 vs. TCU (2/26/19)

West Virginia scored 90 or more points:
90 at Kansas State (2/26/24)

West Virginia scored 50 or less points:
49 vs. Kansas (2/12/20)

West Virginia scored 40 or less points:
39 vs. Kentucky (3/26/15)

West Virginia shot 60 percent or better from the floor:
60.8 (31-of-51) vs. Portland State (11/25/22)

West Virginia shot 50 percent or better from the floor:
56.9 (29-of-51) vs. TCU (3/6/24)

West Virginia shot 70 percent or better from 3-point range:
70.0 (7-of-10) at TCU (2/9/13)

West Virginia made 40 or more field goals:
45 vs. Morgan State (11/18/17)

West Virginia made 45 or more field goals:
45 vs. Morgan State (11/18/17)

West Virginia made 10 or more 3-pointers:
13 at Kansas State (2/26/24)

West Virginia made 15 or more 3-pointers:
15 vs. Saint Joseph's (11/18/18)

West Virginia made 30 or more free throws:
31 vs. Akron (11/8/19)

Opponent scored 90 or more points:
92 by Cincinnati (3/9/24)

Opponent scored 100 or more points:
109 by Coastal Carolina (3/25/19)

Opponent scored less than 50 points:
43 by Kansas State (2/27/21)

Opponent scored less than 40 points:
38 by Coppin State (12/20/17)

Opponent shot 60 percent or better from the floor:
59.0 (36-of-61) by Cincinnati (3/9/24)

Opponent shot 50 percent or better from the floor:
55.6 (30-of-54) by TCU (3/6/24)

Opponent shot under 25 percent from the floor:
23.4 (11-of-47) by Coppin State (12/20/17)

Opponent shot 60 percent or better from 3-point range:
60.0 (9-of-15) by Kansas (3/12/16)

Opponent made 40 or more field goals:
43 by Coastal Carolina (3/25/19)

Opponent made 45 or more field goals:
46 by Notre Dame (1/25/78)

Opponent made 10 or more 3-pointers:
11 by TCU (3/6/24)

Opponent made 15 or more 3-pointers:
15 by Kansas State (2/26/24)

Opponent made 30 or more free throws:
30 by Oklahoma State (2/10/18)

Team Rebounding

West Virginia had 50 or more rebounds:
50 at Kansas State (12/31/22)

West Virginia had 60 or more rebounds:
62 vs. Loyola (12/2/13)

Opponent had 50 or more rebounds:
50 by Buffalo (11/9/18)

Other Statistics

West Virginia had 20 or more assists:
22 vs. Navy (12/7/22)

West Virginia had 25 or more assists:
26 vs. Morgan State (11/18/17)

West Virginia had 10 or more steals:
10 vs. Texas (1/13/24)

West Virginia had 15 or more steals:
17 vs. Pitt (11/12/21)

West Virginia had five or more blocked shots:
7 at Iowa State (2/24/24)

West Virginia had 10 or more blocked shots:
11 vs. Pitt (11/12/21)

West Virginia had 20 or more turnovers:
20 at Texas (2/11/23)

Opponent had 20 or more assists:
23 by Cincinnati (3/9/24)

Opponent had 25 or more assists:
28 by Texas (2/10/24)

Opponent had 10 or more steals:
10 by Cincinnati (3/9/24)

Opponent had 15 or more steals:
15 by St. John's (12/7/19)

Opponent had five or more blocked shots:
10 by UCF (2/20/24)

Opponent had 10 or more blocked shots:
10 by Baylor (2/20/24)

Opponent had 25 or more turnovers:
32 by Pitt (11/12/21)

National Rankings

West Virginia beat a Top 25 team at home:
West Virginia 91, No. 3 Kansas 85 (1/20/24)

West Virginia beat a Top 10 team at home:
West Virginia 91, No. 3 Kansas 85 (1/20/24)

West Virginia beat a Top 5 team at home:
West Virginia 91, No. 3 Kansas 85 (1/20/24)

West Virginia beat a No. 1 team at home:
West Virginia 89, No. 1 Baylor 68 (1/10/17)

West Virginia beat a Top 25 team away from home:
West Virginia 84, No. 12 Texas 82 (2/20/21)

WVU beat a Top 10 team away from home:
West Virginia 82, No. 7 Texas Tech 71 (2/9/21)

West Virginia beat a Top 5 team away from home:
West Virginia 67, No. 2 Ohio State 59 (12/29/19)

WVU beat a No. 1 team away from home:
West Virginia 94, No. 1 Duke 90 (2/27/66), Charleston, W.Va.

West Virginia was ranked in the AP Top 25:
No. 24 on Dec. 26, 2022

West Virginia was ranked in the AP Top 10:
No. 10 on March 8, 2021

West Virginia was ranked in the AP Top 5:
No. 2 on Jan. 8, 2018

West Virginia was ranked No. 1 by AP:
March 11, 1958

Played an Overtime Game:

Kansas State 94, West Virginia 90 (2/26/24)

Played a Double-Overtime Game:

Oklahoma 91, West Virginia 90 (2/13/21)

Played a Triple-Overtime Game:

West Virginia 104, TCU 96 (2/26/19)

The Last Time ...

Individual Scoring

West Virginia player scored 30 or more points:
36 by Jesse Edwards vs. TCU (3/6/24)

West Virginia player scored 35 or more points:
36 by Jesse Edwards vs. TCU (3/6/24)

West Virginia player scored 40 or more points:
43 by Da'Sean Butler vs. Villanova (2/13/09)

West Virginia player made 15 or more field goals:
15 by Jesse Edwards vs. TCU (3/6/24)

West Virginia player made five or more 3-pointers:
6 by RaeQuan Battle at Kansas State (2/26/24)

West Virginia player made 10 or more free throws:
10 by RaeQuan Battle vs. Radford (12/20/23)

Opponent player scored 30 or more points:
32 by Max Abmas of Texas (1/13/24)

Opponent player scored 35 or more points:
35 by Izaiah Brockington of Iowa State (2/23/22)

Opponent player scored 40 or more points:
43 by CJ Massinburg of Buffalo (11/9/18)

Opponent player scored 50 or more points:
55 by Austin Carr of Notre Dame (2/21/70)

Opponent player made 10 or more field goals:
10 by Darius Johnson of UCF (2/20/24)

Opponent player made five or more 3-pointers:
5 by Chance McMillian of Texas Tech (3/2/24)

Opponent player made 10 or more free throws:
10 by Cam Carter of K-State (1/9/24)

Individual Rebounding

West Virginia player had 10 or more rebounds:
13 by Jesse Edwards vs. TCU (3/6/24)

West Virginia player had 15 or more rebounds:
15 by Tre Mitchell vs. Baylor (1/11/23)

West Virginia player had 20 or more rebounds:
21 by Derek Culver at Oklahoma State (3/9/19)

Opponent player had 10 or more rebounds:
10 by David N'Guessan of K-State (2/26/24)

Opponent player had 15 or more rebounds:
15 by Amari Williams of Drexel (12/9/23)

Opponent player had 20 or more rebounds:
20 by Gerald Jordan of Pitt (1/6/96)

Other Statistics

West Virginia player had 10 or more assists:
10 by Kerr Kriisa vs. Toledo (12/23/23)

West Virginia player had five or more steals:
6 by Kedrian Johnson vs. Kansas State (3/4/23)

West Virginia player had five or more blocked shots:
5 by Jalen Bridges vs. Pitt (11/12/21)

Opponent player had 10 or more assists:
12 by Dallin Hall of BYU (2/3/24)

Opponent player had five or more steals:
5 by Day Day Thomas of Cincinnati (3/9/24)

Opponent player had five or more blocks:
5 by Christian Braun of Kansas (1/15/22)

Three WVU players scored 20 points in the same game:
Erik Stevenson (27), Kedrian Johnson (23) and Emmitt Matthews Jr. (20) vs. Kansas State (3/4/23)

Two WVU players grabbed 10 rebounds in the same game:
Erik Stevenson (10) and James Okonkwo (10) at Texas Tech (1/25/23)

Seven WVU players scored double figures in the same game:
Nathan Adrian (13), Esa Ahmad (12), Daxter Miles Jr. (12), Brandon Watkins (12), Jevon Carter (10), Teyvon Myers (10) and Lamont West (10) vs. UMKC (12/17/16)

Six WVU players scored double figures in the same game:
Tre Mitchell (16), Emmitt Matthews Jr. (14), Kedrian Johnson (12), Seth Wilson (12), Erik Stevenson (11) and Joe Toussaint (11) vs. Portland State (11/25/22)

Five WVU players scored double figures in the same game:
Joe Toussaint (20), Tre Mitchell (14), Seth Wilson (11), Kedrian Johnson (10) and Erik Stevenson (10) vs. Baylor (1/11/23)

13 AKOK AKOK



6-10, 225, Forward | Fifth-Year Senior
Putnam Science Academy | Georgetown
Manchester, N.H.
Instagram: @akok.23

West Virginia (2023-24)

- Scored six points at Oklahoma State
- Had seven points, three rebounds and two blocks at UCF
- Scored five points against Kansas
- Finished with seven points against Texas
- Scored six points against K-State
- Had four points, five rebounds and four blocked shots at Houston
- Nearly had a double-double with nine points and matched a career-high 12 rebounds vs. Toledo
- Made his first WVU start vs. Radford and finished with four points and seven rebounds
- Had four points and two rebounds in 22 minutes against UMass
- Was a +15 in 12 minutes of action with five points against Drexel
- Scored his first WVU points on a 3-pointer against Drexel
- Made his regular season debut against Pitt on Dec. 6 and played eight minutes
- Missed the first seven games (medical)
- Started in the closed scrimmage and exhibition game before being sidelined indefinitely (medical)

Prior to West Virginia

- Played three seasons at UConn from 2019-22 and last season at Georgetown
- At Georgetown, he averaged 6.5 points and 6.2 rebounds per game, starting 31 of 31 contests
- Averaged 30.0 minutes per game, shot 45.5 percent from the field and hit 24 3-point field goals
- Had 62 blocked shots
- Posted career highs of 18 points and 12 rebounds against Coppin State
- Had 10 games of double-figure scoring
- Had a season-high five blocks against Marquette
- At UConn, he started 31 of 55 contests over three seasons
- Scored 233 points, had 214 rebounds and blocked 92 shots
- As a freshman in 2019-20, he ranked 15th in the country with 2.6 blocks per game and led the American Athletic Conference, logging a career-high seven blocks against Tulsa
- Attended Putnam Science Academy from 2017-19
- Ranked 63rd in the ESPN Top 100 Class of 2019 and was the second-best recruit in the state of New Hampshire for the class of 2019
- Helped PSA to the National Prep Basketball Championship in 2017-18, scoring 11 points in the final
- Averaged 15.0 points, 6.0 rebounds and 3.0 assists as a sophomore
- Born in Cairo, Egypt, but moved to Manchester, New Hampshire, as a young child

AKOK AKOK'S SEASON HIGHS

Minutes	24	Toledo/12-23
Points	9	Toledo/12-23
Rebounds	12	Toledo/12-23
Assists	2	two times
Turnovers	2	Cincinnati/1-31
Blocks	4	Houston/1-9
Steals	1	Baylor/2-17
FGM	4	Toledo/12-23
FGA	6	Radford/12-20
FG%	1.000 (1-1)	Texas Tech/3-2
3FGM	1	four times
3FGA	3	UCF/1-23
3FG%	1.000 (1-1)	two times
FTM	2	four times
FTA	4	Texas/2-10
FT%	1.000 (2-2)	two times

			Total		3-Point		F-Throws		Rebounds											Scoring	
Season	gp-gs	min/avg	fg-fga	pct	fg-fga	pct	ft-fa	pct	off	def	tot	avg	pf	fo	ast	to	blk	stl	pts	avg	
2023-24	22-8	305/13.9	26-58	.448	5-20	.250	11-19	.579	15	42	57	2.6	15	0	10	9	21	1	68	3.1	
TOTAL	22-8	305/13.9	26-58	.448	5-20	.250	11-19	.579	15	42	57	2.6	15	0	10	9	21	1	68	3.1	



21 RAEQUAN BATTLE

6-5, 195, Guard | Fifth-Year Senior

Marysville-Pilchuck High School | Montana State
Tulalip, Wash.

X: @RaeQuanBattle Instagram: @realraequanbattle

West Virginia (2023-24)

- Finished with 15 points against Texas Tech
- Scored 28 points, including 6-of-9 from 3-point range, at Kansas State
- Recorded a team-high 24 points against UCF
- Scored a game-high 25 points against Baylor
- Finished with a game-high 21 points at TCU
- Scored 10 points at Texas
- Finished with 14 points against BYU
- Scored 10 points against Cincinnati, including the go-ahead 3 with 1:04 remaining
- Nearly had a double-double with 23 points and nine rebounds in the win against No. 3 Kansas
- Scored 12 points at Oklahoma
- Finished with 14 points against Texas
- Scored a team-high 21 points against K-State
- Was named co-Big 12 Player of the Week on Jan. 2
- First career double-double with 24 points and 10 rebounds against Ohio State
- Was named Big 12 Player of the Week on Dec. 26
- Scored 29 points in his second game as a Mountaineer vs. Toledo
- Scored 29 points against Radford in his WVU debut, the most points scored by a WVU player in his first game
- Did not play against UMass due to flu-like symptoms
- Was not granted a waiver for immediate eligibility by the NCAA and missed the first nine games

Prior to West Virginia

- Played the last two seasons at Montana State
- Began his career at Washington for two seasons
- In 2022-23 at Montana State, he averaged 17.7 points per game, starting all 35 contests
- Shot 46.9 percent from the field, 35.3 percent from 3-point range and 83.3 percent from the free throw line
- Named to the All-Big Sky Conference First Team
- Named All-Big Sky Tournament MVP after scoring 25 points in the championship game against Northern Arizona
- Scored 27 points against K-State in the NCAA Tournament
- Scored a career-high 32 points at Sacramento State and had a career-best seven 3-point field goals made at Southern Utah
- In 2021-22, Battle played in all 35 games and was named the Big Sky Conference's Top Reserve honoree
- Made 13 of 14 free throws in Montana State's Big Sky Tournament semifinal win over Weber State
- Spent his first two seasons at Washington, playing in 34 games with four starts
- Scored 19 points in 21 minutes against Oregon
- Attended Marysville-Pilchuck High School, leading his school to consecutive district titles and helped the Monarchs win 19 straight games en route to a fourth-place finish at the WIAA State Championship
- Finished his prep career as his high school's leading scorer with 1,667 points
- Holds the school's single-game scoring record of 43 points while also pulling down 23 rebounds
- Is a member of the Tulalip Reservation and became the first Tulalip Tribe member to earn a Division I basketball scholarship
- Was named the 2019 Tulalip Boys and Girls Club Youth of the Year, celebrating the Club's most inspiring teens

RAEQUAN BATTLE'S SEASON HIGHS

Minutes	34	K-State/2-26
Points	29	two times
Rebounds	10	Ohio State/12-30
Assists	2	Texas/1-13
Turnovers	5	Oklahoma State/1-27
Blocks	2	three times
Steals	4	Toledo/12-23
FGM	10	K-State/2-26
FGA	22	Radford/12-20
FG%	.600 (9-15)	Toledo/12-23
3FGM	6	K-State/2-26
3FGA	9	K-State/2-26
3FG%	.667 (6-9)	K-State/2-26
FTM	10	Radford/12-20
FTA	13	Radford/12-20
FT%	1.000 (8-8)	UCF/2-20



Season	gp-gs	min/avg	Total		3-Point		F-Throws		Rebounds				Scoring						
			fg-fga	pct	fg-fga	pct	ft-fta	pct	off	def	tot	avg	pts	pts	avg				
2023-24	21-21	594/28.3	109-270	.404	37-110	.336	86-103	.835	14	72	86	4.1	54	3	13	41	12	20	341 16.2
TOTAL	21-21	594/28.3	109-270	.404	37-110	.336	86-103	.835	14	72	86	4.1	54	3	13	41	12	20	341 16.2



5 JEREMIAH BEMBRY

6-5, 185, Guard | Redshirt-Freshman
Executive Education Academy (Pa.) | Florida State
Brooklyn, N.Y.
X: @jeremiahbembry1 Instagram: @jerem1ah



West Virginia (2023-24)

- Saw three minutes of action at Houston
- Played three minutes against Drexel
- Saw two minutes of action against Pitt
- Played one minute at St. John's
- Recorded four minutes of action vs. Bellarmine
- Played four minutes against Jacksonville State
- Saw three minutes of action against Monmouth
- Played six minutes in his first collegiate game against Missouri State

Prior to West Virginia

- Attended Florida State in 2022-23, where he did not compete in any games and redshirted
- Graduated from Executive Education Academy in Allentown, Pennsylvania, in 2022
- Played in 32 games over two seasons and averaged 13.9 points per game over his two-year career
- Averaged 14.1 points in 15 games as a senior
- Had 27 points in a 67-62 win over Muhlenberg, 23 in a win over Nativty BVM and 21 against Wilkes-Barre Area
- Had 10 double figure scoring games in 15 games as a senior
- Averaged 13.7 points, 7.0 rebounds, 6.0 assists and 2.0 blocked shots per game
- Helped lead Executive to the quarterfinals of the PIAA Class 3A State Tournament
- Had 23 points in the final prep game of his career against Loyalsock Township
- Totaled 21 in a 98-56 win over Roberto Clemente Charter School
- Earned a 4.0 GPA in high school
- Attended Marist High in Bayonne, New Jersey, as a freshman and a sophomore
- Averaged 16.3 points per game as a freshman
- Averaged 15.0 points, 6.0 rebounds and 3.0 assists as a sophomore

JEREMIAH BEMBRY'S SEASON HIGHS

Minutes	6	Missouri St./11-6
Points	0	
Rebounds	1	four times
Assists	1	three times
Turnovers	1	Houston/1-6
Blocks	0	
Steals	0	
FGM	0	
FGA	2	Missouri St./11-6
FG%	.000 (0-2)	Missouri St./11-6
3FGM	0	
3FGA	0	
3FG%	.000	
FTM	0	
FTA	1	St. John's/12-1
FT%	.000 (0-1)	St. John's/12-1

			Total		3-Point		F-Throws		Rebounds										Scoring	
Season	gp-gs	min/avg	fg-fga	pct	fg-fga	pct	ft-fga	pct	off	def	tot	avg	pf	fo	ast	to	blk	stl	pts	avg
2023-24	8-0	25/3.1	0-6	.000	0-0	.000	0-1	.000	3	1	4	0.5	3	0	3	1	0	0	0	0.0
TOTAL	8-0	25/3.1	0-6	.000	0-0	.000	0-1	.000	3	1	4	0.5	3	0	3	1	0	0	0	0.0



JESSE EDWARDS

6-11, 240, Center | Fifth-Year Senior
IMG Academy (Fla.) | Syracuse
Amsterdam, Netherlands
Instagram: @jesse_edwards



West Virginia (2023-24)

- Had 36 points and 13 rebounds against TCU, becoming the fifth WVU player and first since 1962 to post those numbers in a game
- Scored 18 points with eight rebounds against Texas Tech
- Had 10 points, eight rebounds and four blocks at Iowa State
- Double-double with 15 points and 10 rebounds against UCF
- Recorded 21 points and nine rebounds against Baylor
- Finished with 17 points and nine rebounds at Texas
- Had 16 points and seven rebounds against BYU
- Became the first player in school history to have 25 points, 10 rebounds and four blocks in a game when he did so against Cincinnati
- Returned to action at Oklahoma State on Jan. 27 after being out six weeks
- Fractured his wrist against UMass on Dec. 16
- Scored a team-high 16 points against Drexel
- Finished with 20 points and nine rebounds against Pitt
- Scored 15 points with three blocked shots against St. John's
- Double-double with 17 points and 14 rebounds against Bellarmine
- Had 17 points and nine rebounds against Uva
- Finished with 18 points and nine rebounds against SMU
- Had 14 points and drew 10 fouls against Jacksonville State
- Double-double with 16 points and 13 rebounds against Monmouth
- Double-double in his first game as a Mountaineer with 13 points and 13 rebounds against Missouri State

Prior to West Virginia

- Played the last four seasons at Syracuse
- In 2022-23 at Syracuse, he averaged 14.5 points and 10.3 rebounds per game
- Started all 32 games played, averaging 32.6 minutes per game
- Shot 59.2 percent from the field, while adding 87 blocks and 44 steals
- Had career highs of 27 points to go with 20 rebounds against Wake Forest, 21 rebounds against Bryant and six blocks versus Pitt
- Had 26 games in double figures and 16 games with 10 or more rebounds
- Was named to the All-ACC Third Team and All-ACC Defensive Team
- As a junior, he started 24 of 24 games before missing the remainder of the season with a broken wrist
- Averaged 12.0 points and 6.5 rebounds per game, while recording 67 blocked shots
- Came to the United States in December 2018 and enrolled at IMG Academy in January 2020
- In 2022, he was a member of the Dutch National Team that competed in the 2022 FIBA Eurobasket

JESSE EDWARDS' SEASON HIGHS

Minutes	38	Monmouth/11-10
Points	36	TCU/3-6
Rebounds	14	Bellarmine/11-26
Assists	4	K-State/2-26
Turnovers	5	three times
Blocks	4	two times
Steals	2	two times
FGM	15	TCU/3-6
FGA	19	TCU/3-6
FG%	.800 (8-10)	two times
3FGM	0	
3FGA	1	four times
3FG%	.000 (0-1)	four times
FTM	7	Bellarmine/11-26
FTA	18	TCU/3-6
FT%	1.000 (4-4)	two times

			Total		3-Point		F-Throws		Rebounds											Scoring	
Season	gp-gs	min/avg	fg-fga	pct	fg-fga	pct	ft-fa	pct	off	def	tot	avg	pf	fo	ast	to	blk	stl	pts	avg	
2023-24	22-21	625/28.4	126-209	.603	0-4	.000	77-146	.527	71	109	180	8.2	66	2	27	42	37	13	329	15.0	
TOTAL	22-21	625/28.4	126-209	.603	0-4	.000	77-146	.527	71	109	180	8.2	66	2	27	42	37	13	329	15.0	



1 NOAH FARRAKHAN

6-1, 170, Guard | Senior
The Patrick School | Eastern Michigan
Newark, N.J.
X: @_4seasonz Instagram: @ogsiimba



West Virginia (2023-24)

- Scored a team-high 12 points at Cincinnati
- Had six points against TCU
- Scored his 1,000th career point at Kansas State and finished with seven points
- Finished with 11 points and eight rebounds at Texas
- Had nine points and seven rebounds at Oklahoma State
- Finished with eight points at UCF
- Had four points and six assists against Kansas
- Scored a team-high 14 points at Oklahoma
- Finished with five points and a team-high seven rebounds against Texas
- Had 11 points against K-State
- Scored nine points at Houston
- Finished with 19 points against Ohio State
- Scored 12 points against Toledo
- Had 16 points and seven rebounds against Radford in his first WVU start
- Scored 15 points with four assists in his first WVU game against UMass
- Became eligible after the federal court ruling and played first game against UMass on Dec. 16
- Missed the first nine games due to NCAA transfer rules

Prior to West Virginia

- Played basketball at Eastern Michigan the last two seasons and his freshman campaign at East Carolina
- Last season at Eastern Michigan, he started 28 of 31 games played, averaging 12.1 points, 2.8 rebounds, 2.7 assists and 0.7 steals
- Ranked 25th in the MAC in field goal percentage (43.2), 19th in free throw percentage (75.3) and 23rd in assists (2.3)
- Scored a season-high 26 points against Northern Illinois
- Nearly had a double-double at Toledo, finishing with 14 points and a career-high nine rebounds
- At Eastern Michigan in 2021-22, he started 25 of 26 games and led the team with an average of 16.6 points per game, ranking seventh in the MAC
- Scored double figures 15 times and scored 20 or more points 10 times
- Recorded a career-high 31 points against Northern Illinois and led the team in scoring 15 times
- In two seasons at Eastern Michigan, he scored 808 points with 230 rebounds and 135 assists
- As a freshman at East Carolina, he saw action in 12 games, averaging 3.0 points per game
- Scored a season-high 11 points against Radford
- Graduated from The Patrick School, leading the Celtics to a sectional championship
- Also played at IMG Academy and guided his team to the 2019 GEICO High School National Championship
- Started his high school career at St. Benedict's Prep in Newark, New Jersey, and was a member of the 2017 and 2018 NJISSA state championship teams

NOAH FARRAKHAN'S SEASON HIGHS

Minutes	33	Ohio State/12-30
Points	19	Ohio State/12-30
Rebounds	8	Texas/2-10
Assists	6	Kansas/1-20
Turnovers	4	Ohio State/12-30
Blocks	1	Toledo/12-23
Steals	2	two times
FGM	8	Ohio State/12-30
FGA	18	Ohio State/12-30
FG%	.750 (3-4)	TCU/3-6
3FGM	2	Cincinnati/3-9
3FGA	4	two times
3FG%	1.000 (1-1)	two times
FTM	6	K-State/1-9
FTA	7	K-State/1-9
FT%	1.000 (4-4)	Kansas/1-20

Season	gp-gs	min/avg	Total		3-Point		F-Throws		Rebounds				Scoring						
			fg-fga	pct	fg-fga	pct	ft-fga	pct	off	def	tot	avg	pts	avg					
2023-24	22-5	448/20.4	67-162	.414	13-36	.361	30-40	.750	9	58	67	3.0	52	2	38	34	1	11	177
TOTAL	22-5	448/20.4	67-162	.414	13-36	.361	30-40	.750	9	58	67	3.0	52	2	38	34	1	11	177



22 JOSIAH HARRIS

6-7, 215, Forward | Sophomore
Richmond Heights HS
Canton, Ohio

X: @Jojo_bean0730 Instagram: @Jojo_bean0730



West Virginia (2023-24)

- Scored eight points at Cincinnati
- Finished with six points and five rebounds at K-State
- Had five points and five rebounds at Iowa State
- Posted eight points against UCF
- Scored eight points with five rebounds against Baylor
- Finished with eight points and six rebounds against BYU
- Recorded a career-high 15 points on five 3-point field goals to go with eight rebounds at UCF
- Scored eight points at Oklahoma
- Finished with four points, six rebounds and three assists at Houston
- Had five points and seven rebounds against Ohio State
- Finished with eight points and four rebounds against Toledo
- Scored 10 points with six rebounds on his Commencement Day against UMass
- Had four points and five rebounds against Drexel
- Posted 10 points to go with eight rebounds against St. John's
- Finished with six points and four rebounds against SMU
- Scored 12 points against Jax State
- Had seven points and nine rebounds against Monmouth
- Made his first collegiate start vs. Missouri State and finished with nine points and five rebounds

West Virginia (2022-23)

- Played in 17 games, averaging 6.5 minutes per game
- Averaged 1.8 points and 0.9 rebounds per game
- Scored a season-high eight points at Texas

Prior to West Virginia

- Attended Richmond Heights High School in Cleveland, playing for coach Quentin Rogers
- As a junior, he averaged 17.9 points, 11.1 rebounds, 2.9 assists and 1.6 blocks per game, helping lead his team to a 17-5 record and the Ohio Division IV state semifinals, where the Spartans lost by four points to eventual state champion Botkins
- Had 16 points and 12 rebounds in that game
- Earned a spot on the Northeast Lakes All-District Division IV First Team
- As a sophomore, he helped the Spartans to the regional finals before the OHSAA canceled the season due to COVID-19
- Originally started his prep career at Canton GlenOak High

JOSIAH HARRIS' SEASON AND CAREER HIGHS

	Season			Career		
Minutes	34		SMU/11-20	34		SMU/11-20-23
Points	15		UCF/1-23	15		UCF/1-23-24
Rebounds	9		Monmouth/11-10	9		Monmouth/11-10-23
Assists	3		two times	3		two times
Turnovers	4		Iowa State/2-24	4		Iowa State/2-24-24
Blocks	2		Bellarmino/11-26	2		Bellarmino/11-26-23
Steals	3		K-State/2-26	3		K-State/2-26-24
FGM	5		UCF/1-23	5		UCF/1-23-24
FGA	12		Monmouth/11-10	12		Monmouth/11-10-23
FG%	1.000 (3-3)		UCF/2-20	1.000 (3-3)		UCF/2-20-24
3FGM	5		UCF/1-23	5		UCF/1-23-24
3FGA	8		two times	8		two times
3FG%	1.000 (2-2)		two times	1.000 (2-2)		three times
FTM	4		Monmouth/11-10	4		Monmouth/11-10-23
FTA	5		Monmouth/11-10	5		Monmouth/11-10-23
FT%	1.000 (4-4)		Houston/1-6	1.000 (4-4)		Houston/1-6-24

Season	gp-gs	min/avg	Total fg-fga pct	3-Point fg-fga pct	F-Throws ft-fa pct	Rebounds off def tot avg	pf fo ast to blk stl	Scoring pts avg
2022-23	17-0	110/6.5	10-28 .357	5-16 .313	5-6 .833	5 10 15 0.9	9 0 2 4 0 4	30 1.8
2023-24	31-13	588/19.0	47-127 .370	23-77 .299	33-40 .825	28 95 123 4.0	44 0 22 23 10 11	150 4.8
TOTAL	48-13	698/14.5	57-155 .368	28-93 .301	38-46 .826	33 105 138 2.9	53 0 24 27 10 15	180 3.8



2 KOBE JOHNSON

6-3, 205, Guard | Junior

Canton McKinley HS

Canton, Ohio

X: @KobeJohnson930 Instagram: @Tuffkj

**West Virginia (2023-24)**

- Scored six points at Cincinnati
- Had eight points and four rebounds against Texas Tech
- Scored 12 points at Iowa State
- Finished with eight points and five rebounds against UCF
- Recorded six points against Baylor
- Scored five points at TCU
- Had five assists at Oklahoma State
- Finished with seven points against Kansas
- Scored six points at Oklahoma
- Started and scored five points with three assists against Texas
- Scored nine points against K-State
- Finished with two points and two rebounds against Toledo
- Had eight points and six assists against Drexel
- Finished with 14 points against St. John's
- Scored 13 points against Bellarmine
- Had eight points, six assists and five turnovers against Virginia
- Recorded a career-high 19 points with six rebounds and five assists against Jacksonville State
- Scored 13 points against Monmouth
- Started against Missouri State and finished with eight points, four assists and no turnovers

West Virginia (2022-23)

- Played in 29 games, starting four
- Averaged 2.0 points and 1.0 rebounds per game
- Shot 56.5 percent from the field

West Virginia (2021-22)

- Academic All-Big 12 Rookie Team
- Played in 32 games, starting four
- Averaged 8.9 minutes per game
- Averaged 1.5 points and 0.7 rebounds per game

Prior to West Virginia

- Named the Ohio Division I Player of the Year by the Ohio Prep Sports Writers Association
- Averaged 20.7 points, 4.5 rebounds and 4.3 assists per game as a senior
- Finished as McKinley's all-time leading scorer with 1,566 points

KOBE JOHNSON'S SEASON AND CAREER HIGHS

	Season			Career		
Minutes	38	St. John's/12-1	38	St. John's/12-1-23		
Points	19	Jax State/11-14	19	Jax State/11-14-23		
Rebounds	6	Jax State/11-14	6	Jax State/11-14-23		
Assists	6	two times	6	two times		
Turnovers	5	Texas/2-10	5	Texas/2-10-24		
Blocks	1	10 times	1	19 times		
Steals	2	four times	2	six times		
FGM	7	Jax State/11-14	17	Jax State/11-14-23		
FGA	17	Jax State/11-14	17	Jax State/11-14-23		
FG%	.800 (4-5)	K-State/1-9	1.000 (3-3)	two times		
3FGM	2	four times	2	four times		
3FGA	5	three times	5	three times		
3FG%	1.000 (2-2)	Oklahoma/1-17	1.000 (2-2)	Oklahoma/1-17-24		
FTM	5	St. John's/12-1	5	St. John's/12-1-23		
FTA	6	St. John's/12-1	6	St. John's/12-1-23		
FT%	1.000 (4-4)	two times	1.000 (4-4)	two times		

			Total		3-Point		F-Throws		Rebounds											Scoring	
Season	gp-gs	min/avg	fg-fga	pct	fg-fga	pct	ft-fa	pct	off	def	tot	avg	pf	fo	ast	to	blk	stl	pts	avg	
2021-22	32-4	288/9.0	19-50	.380	9-28	.321	0-3	.000	5	18	23	0.7	10	0	13	9	5	9	47	1.5	
2022-23	29-4	301/10.4	26-46	.565	2-10	.200	5-10	.500	4	25	29	1.0	11	0	14	16	4	6	59	2.0	
2023-24	30-25	789/26.3	68-163	.417	13-46	.283	30-38	.789	7	55	62	2.1	20	0	65	48	10	17	179	6.0	
TOTAL	91-33	1378/15.1	113-259	.436	24-84	.286	35-51	.686	16	98	114	1.3	41	0	92	73	19	32	285	3.1	



3 KERR KRIISA

6-3, 185, Guard | Senior

Arizona

Tartu, Estonia

X: @kerrkriisa Instagram: @kkriisa



West Virginia (2023-24)

- Finished with nine assists against TCU
- Had 10 points against Texas Tech
- Scored a career-high 25 points to go with six assists at Kansas State
- Finished with 12 points at Iowa State
- Had seven points and seven assists against UCF
- Scored 13 points at TCU
- Recorded a game-high 23 points against BYU
- Finished with 10 points and seven assists against Cincinnati
- Scored a game-high 21 points at Oklahoma State with six 3-point field goals
- Had nine points, five assists and three steals at UCF
- Finished with 15 points against Kansas
- Scored 14 points with four 3-point field goals against Texas
- Had 11 points and five assists against K-State
- Scored seven points at Houston
- First WVU double-double with 12 points and 10 assists against Toledo
- Recorded six assists against Radford
- Had 20 points on six 3-point field goals and seven assists in his first WVU game against UMass
- Suspended for the first nine games by the NCAA due to receiving improper benefits while enrolled at Arizona

Prior to West Virginia

- Played the last three seasons at Arizona
- As a junior at Arizona, he led the Pac-12 in assists per game (5.14) for the second straight season, becoming the first Pac-12 player to lead the conference in assists in back-to-back years since Brandon Granville (USC) in 2000 and 2001
- Played in all 35 games and made 34 starts, averaging 9.9 points per game
- Tied for the team lead with 83 3-point field goals, the eighth most in a season in Arizona history
- Dished out 180 assists, which ranked 20th nationally
- Posted the second triple-double of his career with 14 points, 11 rebounds and 12 assists against Southern
- Posted a then-career high 24 points on 6-of-7 shooting from 3 against Utah Tech
- As a sophomore, he recorded a triple-double when he had 21 points, 10 rebounds and 10 assists at Utah, shooting 7-of-7 from 3-point range in the first half
- Averaged 9.7 points and 4.7 assists for the season
- Had 155 assists and 80 3-point field goals, playing in 33 games with 31 starts
- Had 21 points in the win over Washington and scored double figures 15 times
- As a freshman, he was not cleared to play until Feb. 4 and appeared in eight total games, averaging 5.5 points and 2.4 assists per game
- For his three-year career at Arizona, he ranked 10th in Wildcat history with 177 career 3-point field goals made and fifth in Arizona history with 503 career 3-point field goal attempts
- Is one of five players in Pac-12 history to record multiple triple-doubles in a career
- Prior to Arizona, he spent the 2019-20 season playing for Prienai CBet and Zalgiris II Kaunas in Lithuania
- Played with the Estonian senior and junior national team and was a driving force behind Estonia's first-ever win over Lithuania in 2020

KERR KRIISA'S SEASON HIGHS

Minutes	40	K-State/2-26
Points	25	K-State/2-26
Rebounds	4	Texas/1-13
Assists	10	Toledo/12-23
Turnovers	6	two times
Blocks	1	Toledo/12-23
Steals	3	two times
FGM	8	two times
FGA	20	K-State/2-26
FG%	.667 (6-9)	Oklahoma State/1-27
3FGM	6	two times
3FGA	15	UMass/12-16
3FG%	.750 (6-8)	Oklahoma State/1-27
FTM	4	three times
FTA	6	Cincinnati/1-31
FT%	1.000 (4-4)	Kansas/1-20

			Total		3-Point		F-Throws		Rebounds											Scoring	
Season	gp-gs	min/avg	fg-fga	pct	fg-fga	pct	ft-fa	pct	off	def	tot	avg	pf	fo	ast	to	blk	stl	pts	avg	
2023-24	22-22	732/33.3	77-179	.430	59-138	.428	28-37	.757	1	55	56	2.5	54	2	102	65	1	17	241	11.0	
TOTAL	22-22	732/33.3	77-179	.430	59-138	.428	28-37	.757	1	55	56	2.5	54	2	102	65	1	17	241	11.0	



9 OFRI NAVEH

6-6, 185, Forward | Freshman

Neot Golan, Israel

X: @OfriNaveh Instagram: @ofri.naveh2



West Virginia (2023-24)

- Had four rebounds in five minutes at UCF
- Scored three points against Toledo
- Had five points against Radford
- Finished with five points and four rebounds against Drexel
- Recorded 11 points against Pitt
- Had nine points against St. John's
- Posted his first double-figure scoring game with 10 points and six rebounds against Bellarmine
- Finished with seven rebounds against Virginia
- Had six points and five rebounds against SMU
- Made his first career start against Jax State and finished with six rebounds and three steals
- Finished with four points and five rebounds against Monmouth
- Had four points against Missouri State in his first collegiate game

Prior to West Virginia

- Competed with Israel in the summer of 2023 in FIBA U18 European Championship play
- In seven games, he averaged 11.0 points, 7.1 rebounds, 1.4 assists, 1.9 steals and 1.0 blocks per game
- Shot 54 percent from the field, 47 percent from 3-point range and 67 percent from the free throw line
- Scored 14 points in games against Lithuania and France, 13 points against Greece, 12 points against Sweden and 10 points against Turkey
- Had 11 rebounds against Greece and 10 rebounds against Sweden
- Played for the Maccabi Playtiki Tel Aviv U18 team

OFRI NAVEH'S SEASON HIGHS

Minutes	35	Pitt/12-6
Points	11	Pitt/12-6
Rebounds	7	Virginia/11-22
Assists	3	four times
Turnovers	3	Bellarmine/11-26
Blocks	1	three times
Steals	3	Jax State/11-14
FGM	5	Pitt/12-6
FGA	13	Pitt/12-6
FG%	1.000 (2-2)	Radford/12-20
3FGM	2	Bellarmine/11-26
3FGA	5	Pitt/12-6
3FG%	1.000 (1-1)	Radford/12-20
FTM	9	St. John's/12-1
FTA	12	St. John's/12-1
FT%	1.000 (4-4)	Bellarmine/11-26

Season	gp-gs	min/avg	Total		3-Point		F-Throws		Rebounds				Scoring							
			fg-fga	pct	fg-fga	pct	ft-fa	pct	off	def	tot	avg	pf	fo	ast	to	blk	stl	pts	avg
2023-24	24-7	331/13.8	16-55	.291	6-22	.273	25-37	.676	20	39	59	2.5	30	0	20	14	3	8	63	2.6
TOTAL	24-7	331/13.8	16-55	.291	6-22	.273	25-37	.676	20	39	59	2.5	30	0	20	14	3	8	63	2.6



43 ALI RAGAB

7-0, 275, Center | Junior
Rocktop Academy (Pa.) | Gannon
Cairo, Egypt



West Virginia (2023-24)

- Has not seen action

Prior to West Virginia

- Played the last two seasons at Gannon University
- Last year, he averaged 2.8 points and 2.8 rebounds per game with 15 blocked shots while shooting 73.9 percent from the field
- Recorded two double-doubles with 12 points and 10 rebounds in games against Saginaw Valley and Lake Erie
- As a freshman, he played in 22 games as a reserve at center, averaging 11.1 minutes per game
- Averaged 3.6 points and 3.9 rebounds per game and led the team with 31 blocked shots
- Scored in double figures twice and had four games with 10 or more rebounds
- Recorded two double-doubles with a career-high 15 points and 11 rebounds against Bloomsburg and 10 points and 11 boards against East Stroudsburg
- Was a two-time PSAC Scholar-Athlete
- Attended Rocktop Academy, a top prep school in King of Prussia, Pennsylvania
- Also played in high school at J.L. Ilsley High in Halifax, Nova Scotia

11 QUINN SLAZINSKI

6-9, 230, Forward | Fifth-Year Senior

Huntington Prep (W.Va.) | Iona

Houston, Texas

X: @quinnslazinski Instagram: @Quinnslazinski



West Virginia (2023-24)

- Scored 11 points at Iowa State and against TCU
- Had 14 points and four assists against UCF
- Scored 15 points to go with five assists at TCU
- Posted 15 points against Cincinnati
- Scored 18 points at Oklahoma State
- Finished with 10 points at Oklahoma
- Scored 13 points against Texas
- Had 11 points and eight rebounds against Ohio State
- Finished with 14 points against Toledo
- Recorded seven rebounds against Radford
- Scored 20 points against UMass
- Had 14 points and six rebounds against Drexel
- Recorded a team-high 22 points and six rebounds against Pitt
- Finished with 19 points and seven rebounds against St. John's
- Scored 16 points against Bellarmine
- Had 17 points and five rebounds against Virginia
- Finished with 13 points against SMU
- Scored 19 points against Jax State
- Had 15 points against Monmouth
- Recorded a team-high 18 points to go with seven rebounds against Missouri State

Prior to West Virginia

- Previously attended Iona and Louisville
- At Iona, he averaged 11.3 points and 5.7 rebounds per game, shooting 42.6 percent from the field
- Played in seven games before a season-ending injury
- Had a double-double with 20 points and 10 rebounds at Hofstra
- Scored 16 points against Penn and 12 points against Pepperdine
- In 2021-22, he started 22 games while averaging 8.4 points per game
- Had 12 double-digit scoring performances, including 20 at Marist, 18 against North Alabama, 16 at Quinnipiac and 15 at Saint Louis
- During his two seasons at Iona, he averaged 8.9 points per game, while shooting 82.4 percent from the free throw line and hit 45 3-point field goals
- In his two seasons at Louisville, he played in 35 contests
- In 20 appearances in 2020-21, he averaged 6.2 points and 3.6 rebounds, averaging 21.1 minutes per game
- As a freshman, he saw action in 15 games for the Cards in 2019-20
- Averaged 14.3 points, 6.2 rebounds and 2.8 assists in his final season at Huntington Prep in 2018-19, helping the team to a 20-5 record and No. 16 national ranking among prep schools
- Before Huntington Prep, he earned first team all-district honors as a sophomore at Westbury Christian School in Houston, helping his team win the Texas 5A championship with a 23-point performance in the title game

QUINN SLAZINSKI'S SEASON HIGHS

Minutes	39	Ohio State/12-30
Points	22	Pitt/12-6
Rebounds	8	Ohio State/12-30
Assists	5	TCU/2-12
Turnovers	5	two times
Blocks	1	six times
Steals	2	three times
FGM	7	Oklahoma State/1-27
FGA	19	UMass/12-16
FG%	.600 (6-10)	Jax State/11-14
3FGM	4	Oklahoma State/1-27
3FGA	9	SMU/11-20
3FG%	1.000 (1-1)	UCF/12-23
FTM	9	Pitt/12-6
FTA	13	St. John's/12-1
FT%	1.000 (5-5)	two times

			Total		3-Point		F-Throws		Rebounds											Scoring	
Season	gp-gs	min/avg	fg-fga	pct	fg-fga	pct	ft-fa	pct	off	def	tot	avg	pf	fo	ast	to	blk	stl	pts	avg	
2023-24	31-24	901/29.1	121-306	.395	43-129	.333	93-117	.795	24	100	124	4.0	53	0	67	59	6	14	378	12.2	
TOTAL	31-24	901/29.1	121-306	.395	43-129	.333	93-117	.795	24	100	124	4.0	53	0	67	59	6	14	378	12.2	



24 PATRICK SUEMNICK

6-8, 235, Forward | Senior
Denmark HS | Triton College | Robert Morris
Green Bay, Wis.
X: @SuemnickPatrick Instagram: @patrick_suemnick



West Virginia (2023-24)

- Scored five points against Texas Tech
- Finished with 10 points at K-State
- Had four points against Baylor
- Scored five points at Texas
- Recorded four points and six rebounds against BYU
- Scored a career-high 20 points with six rebounds in the win over No. 3 Kansas
- Finished with nine points and seven rebounds at Oklahoma
- Recorded 16 points to go with six rebounds in the win over Texas
- Made his first WVU start against K-State and finished with two points and four rebounds
- Scored 12 points to go with five rebounds at Houston
- Scored nine points to go with five rebounds against Ohio State
- Had two points and two rebounds against Toledo
- Finished with four points against Radford
- Scored two points with one rebound against UMass
- Hit a 3-pointer against Drexel
- Finished with four points against St. John's
- Scored three points against Virginia
- Finished with two points and two rebounds against SMU
- Scored three points with two rebounds and two blocks against Jax State
- Played four minutes against Monmouth
- Scored four points with two rebounds against Missouri State

West Virginia (2022-23)

- Played in 21 games, averaging 5.4 minutes per game
- Averaged 1.4 points and 1.3 rebounds per game
- Was a +17 in 11 minutes and had two points and four rebounds against Kansas State

Prior to West Virginia

- Attended Triton College in River Grove, Illinois, playing for coach John Clancy
- Led team to NJCAA Final Four
- Region 4 All-Tournament Team, averaging 21.3 points per game
- First Team All-Region 4
- NJCAA First Team All-American
- Region 4 MVP
- NJCAA Division I All-Star game MVP
- Previously attended Robert Morris, where he played in 16 games
- Had season highs of seven points against Oakland and five rebounds against Wright State
- Attended Denmark (Wis.) High School, where he averaged 13.2 points and 9.9 rebounds as a junior and 19.1 points and 10.2 rebounds as a senior

PATRICK SUEMNICK'S SEASON AND CAREER HIGHS

	Season		Career
Minutes	35	Kansas/1-20	35
Points	20	Kansas/1-20	20
Rebounds	7	Oklahoma/1-17	7
Assists	2	Kansas/1-20	2
Turnovers	4	Oklahoma/1-17	4
Blocks	2	two times	two times
Steals	2	Oklahoma/1-17	2
FGM	8	Kansas/1-20	8
FGA	15	Kansas/1-20	15
FG%	1.000 (4-4)	Ohio State/12-30	1.000 (4-4)
3FGM	1	two times	1
3FGA	1	four times	1
3FG%	1.000 (1-1)	two times	1.000 (1-1)
FTM	6	Texas/1-13	6
FTA	12	Texas/1-13	12
FT%	1.000 (4-4)	Baylor/2-17	1.000 (4-4)

Season	gp-gs	min/avg	Total fg-fga pct	3-Point fg-fga pct	F-Throws ft-ftha pct	Rebounds off def tot avg	pf fo ast to blk stl	Scoring pts avg
2022-23	21-0	115/5.5	12-24 .500	2-3 .667	3-7 .429	13 14 27 1.3	9 0 3 5 4 2	29 1.4
2023-24	31-6	439/14.2	47-88 .534	2-5 .400	32-53 .604	46 36 82 2.6	50 1 7 20 9 8	128 4.1
TOTAL	52-6	554/10.7	59-112 .527	4-8 .500	35-60 .583	59 50 109 2.1	59 1 10 25 13 10	157 3.0



ADEN TAGALOA-NELSON

6-1, 197, Guard | Freshman
Woodford County HS
Lexington, Ky.
X: @4adenN Instagram: @4aktN



West Virginia (2023-24)

- Joined the Mountaineer basketball team in January 2024
- Saw a minute of action at Cincinnati
- Played five minutes against Texas in his first collegiate action
- A safety on the Mountaineer football team
- Redshirted
- Saw action against Duquesne

ADEN TAGALOA-NELSON'S SEASON HIGHS

Minutes	5	Texas/2-10
Points	0	
Rebounds	0	
Assists	0	
Turnovers	2	Texas/2-10
Blocks	0	
Steals	0	
FGM	0	
FGA	1	Texas/2-10
FG%	.000 (0-1)	Texas/2-10
3FGM	0	
3FGA	0	
3FG%	.000	
FTM	0	
FTA	0	
FT%	.000	

Season	gp-gs	min/avg	Total		3-Point		F-Throws		Rebounds				Scoring					
			fg-fga	pct	fg-fga	pct	ft-fa	pct	off	def	tot	avg	pf	fo	ast	to	blk	stl
2023-24	2-0	6/3.0	0-2	.000	0-0	.000	0-0	.000	0	0	0	0.0	1	0	0	2	0	0
TOTAL	2-0	6/3.0	0-2	.000	0-0	.000	0-0	.000	0	0	0	0.0	1	0	0	2	0	0



SETH WILSON

6-2, 220, Guard | Junior

Lorain HS

Lorain, Ohio

X: @S_Dub_45 Instagram: @sethwilson._



West Virginia (2023-24)

- Had three points and three rebounds at K-State
- Finished with seven points at UCF
- Was 3-of-3 from 3-point range and finished with nine points against Kansas
- Had five points and three rebounds at Houston
- Scored six points against UMass
- Finished with 11 points and had five assists against Drexel
- Scored nine points against Virginia
- Had nine points and a career-high eight rebounds against SMU
- Finished with 10 points against Monmouth
- Scored 11 points (all in second half) with five rebounds against Missouri State

West Virginia (2022-23)

- Played in all 34 games, averaging 13.2 minutes per game
- Averaged 4.2 points and 0.9 rebounds per game
- Hit 34 3-point field goals
- Shot 41.5 percent from 3-point range
- Had three points vs. Kansas in Big 12 Championship
- Scored five points against Texas Tech
- Finished with eight points against Oklahoma
- Had six points at TCU
- Recorded a career-high 15 points on five 3-point field goals at Texas Tech
- Finished with three points at Oklahoma
- Scored 11 points against Baylor
- Had four points at Kansas State and against Kansas
- Scored nine points against Stony Brook
- Finished with 10 points against Buffalo
- Scored eight points at Xavier
- Recorded a then-career high 12 points on four 3-point field goals against Portland State
- Had seven points against Purdue
- Finished with three points and four rebounds at Pitt
- Had seven points vs. Mount St. Mary's

West Virginia (2021-22)

- Played in 20 games, averaging 7.4 minutes per game
- Averaged 1.9 points and 0.8 rebounds per contest

SETH WILSON'S SEASON AND CAREER HIGHS

	Season			Career		
Minutes	33	Virginia/11-22	33	33	Virginia/11-22-23	
Points	11	Missouri St./11-6	12	12	Portland St./11-25-23	
Rebounds	8	SMU/11-20	8	8	SMU/11-20-23	
Assists	5	Drexel/12-9	5	5	Drexel/12-9-23	
Turnovers	3	two times	3	3	two times	
Blocks	1	SMU/11-20	1	1	SMU/11-20-23	
Steals	2	four times	2	2	six times	
FGM	4	two times	5	5	Texas Tech/1-25-23	
FGA	15	Missouri St./11-6	15	15	Missouri St./11-6-23	
FG%	1.000 (3-3)	Kansas/1-20	1.000 (3-3)	1.000 (3-3)	Kansas/1-20-24	
3FGM	3	four times	5	5	Texas Tech/1-25-23	
3FGA	8	two times	11	11	Texas Tech/1-25-23	
3FG%	1.000 (3-3)	Kansas/1-20	1.000 (3-3)	1.000 (3-3)	two times	
FTM	3	SMU/11-20	3	3	SMU/11-20-23	
FTA	5	Monmouth/11-10	5	5	Monmouth/11-10-23	
FT%	1.000 (2-2)	two times	1.000 (2-2)	1.000 (2-2)	four times	

Season	gp-gs	min/avg	Total		3-Point		F-Throws		Rebounds				Scoring					
			fg-fga	pct	fg-fga	pct	ft-fa	pct	off	def	tot	avg	pf	fo	ast	to	blk	stl
2021-22	20-0	150/7.5	14-47	.298	5-22	.227	4-6	.667	8	7	15	0.8	13	0	7	2	0	7
2022-23	34-0	444/13.1	52-133	.391	34-82	.415	4-5	.800	13	17	30	0.9	21	0	18	4	0	12
2023-24	27-3	467/17.3	32-103	.311	22-58	.379	9-13	.692	6	41	47	1.7	27	0	25	22	1	15
TOTAL	81-3	1061/13.1	98-283	.346	61-162	.377	17-24	.708	27	65	92	1.1	61	0	50	28	1	34



Game #1

West Virginia 67, Missouri State 59

Nov. 6, 2023 • WVU Coliseum

Morgantown, W.Va.

Missouri St. 59 • 0-1,0-0 MVC																		
#	Player	Total	3-Ptr	Rebounds					PF	TP	A	To	Bk	Stl	Min			
		FG	FGA	FT	FTA	Off	Def	Tot										
05	Donovan Clay	f	1-7	0-0	0-0	0	9	9	3	2	3	0	2	0	36			
35	N.J. Benson	f	0-0	0-0	0-0	3	1	4	3	0	2	1	1	0	13			
00	Chance Moore	g	8-19	5-13	3-5	3	5	8	1	24	0	1	2	1	37			
15	Alston Mason	g	6-12	3-5	0-0	0	1	1	4	15	2	1	0	0	34			
15	Matthew Lee	g	2-12	0-5	0-0	0	3	3	0	4	7	1	0	0	36			
03	Tyler Bey		3-8	0-2	1-2	2	4	6	1	7	0	0	1	1	20			
04	Cesare Edwards		2-5	1-3	0-0	2	2	4	3	5	0	0	0	0	10			
10	Damien Mayo Jr.		1-1	0-0	0-0	0	3	3	1	2	0	0	0	0	11			
11	Raphe Ayres		0-1	0-1	0-0	0	0	0	1	0	0	0	0	0	2			
33	Dawson Carper		0-0	0-0	0-0	0	0	0	0	0	0	0	0	0	1			
Team						1	1	2		0				2				
Totals		23-65	9-29	4-7	11	29	40	17	59	14	6	6	4	200				
FG % 1st Half: 13-35 37.1% 2nd half: 10-30 33.3% Game: 23-65 35.4% Deadeball																		
3FG % 1st Half: 2-12 16.7% 2nd half: 7-17 41.2% Game: 9-29 31.0% Rebounds																		
FT % 1st Half: 2-4 50.0% 2nd half: 2-3 66.7% Game: 4-7 57.1% 3																		

West Virginia 67 • 1-0,0-0 Big 12																		
#	Player	Total	3-Ptr	Rebounds			PF	TP	A	T	Bk	Stl	Min					
		FG	FGA	FT	FTA	Off	Def	Tot										
11	Quinn Slazinski	f	4-10	2-4	8-9	1	6	7	2	18	2	3	1	0	34			
22	Josiah Harris	f	3-8	1-3	2-2	3	2	5	1	9	1	0	1	0	26			
07	Jesse Edwards	c	4-7	0-1	5-7	5	8	13	3	13	2	1	3	1	37			
02	Kobe Johnson	g	4-14	0-5	0-0	1	2	3	1	8	4	0	1	0	34			
14	Seth Wilson	g	4-15	3-5	0-0	2	3	5	1	11	2	1	0	1	33			
05	Jeremiah Bemby	g	0-2	0-0	0-0	0	1	1	0	0	0	0	0	0	6			
09	Ofri Naveh		1-4	1-2	1-2	0	2	2	3	4	2	1	0	0	22			
24	Patrick Suemnick		2-3	0-1	0-0	1	1	2	1	4	0	0	0	0	8			
	Team					2	6	8		1				1				
Totals		22-63	7-21	16-20	15	31	46	12	67	13	7	6	2	200				
FG % 1st Half: 4-32 12.5% 2nd half: 18-31 58.1% Game: 22-63 34.9% Deadeball																		
3FG % 1st Half: 1-10 10.0% 2nd half: 6-11 54.5% Game: 7-21 33.3% Rebounds																		
FT % 1st Half: 15-18 83.3% 2nd half: 1-2 50.0% Game: 16-20 80.0% 1																		

Officials: Alexander Thompson,Craig Murley,Gary Maxwell
Technical fouls: Missouri St.-None, West Virginia-None.
Attendance: 9691
2023-24 Men's Basketball, Round: 0, Missouri St. vs West Virginia. Played at WV

Score by periods											
	1st	2nd	Total	Points	In	Off	2nd	Fast	Bench		
Missouri St.	30	29	59	MISS	22	13	11	6	14		
West Virginia	24	43	67	WVU	28	12	17	13	8		

Last FG - MOST 2nd-00-41, WVU 2nd-00:01.

Score tied - 6 times.

Last FG - MOST 2nd-00:41, WVU 2nd-00:01.
Largest lead - MOST by 6 1st-03:55, WVU by 11 1st-14:07.
MOST led for 11:33, WVU led for 23:55, Game was tied for 04:32.

Recap

West Virginia rallied from six points down at halftime to knock off Missouri State 67-59 in Josh Eilert’s head coaching debut for the Mountaineers.

After missing 21 straight field goal attempts to finish the first half, it took West Virginia only three minutes to erase Missouri State’s lead by making its first six shots of the second half. A Quinn Slazinski 3 gave the Mountaineers a 36-33 lead, and then an Ofri Naveh 3 pushed the lead to 41-38.

A couple of Seth Wilson 3s, plus two baskets by forward Patrick Suemnick coming off the bench, got the lead to eight with 8:58 to play.

Chance Moore, who led all scorers with 24 points, got hot from behind the arc and his fifth 3 of the game reduced West Virginia’s lead to 61-59 with 41 seconds left.

Missouri State (0-1) continued with full-court pressure, but WVU broke it easily and Slazinski scored a driving layup. Then, Moore’s missed 3 was grabbed by Slazinski, who got the ball down the floor to Josiah Harris for a breakaway dunk.

After Moore’s missed free throw, WVU got through more pressure with Naveh flipping a pass down the floor for another Harris dunk to finish the game with an exclamation point.

Slazinski led West Virginia with 18 points while adding seven rebounds; Jesse Edwards contributed 13 points and 13 rebounds and Wilson finished with 11 points, all of them coming in the second half.

WVU (1-0) made 18 of its 31 second-half field goal attempts after missing all but four of their 32 first-half attempts.

WVU began the game on a 15-4 run before going cold after Edwards’ layup with 14:07 remaining. The free throw line is what kept West Virginia in it, the Mountaineers connecting on 15-of-18 in the first half and 16-of-20 for the game.

West Virginia never trailed after regaining the lead with 16:34 remaining.

Naveh came off the bench to spell Harris, Suemnick was used to relieve bigs Slazinski and Edwards, while Florida State transfer Jeremiah Bemby was brought in to give Johnson a rest at point guard.

Eilert gave Edwards frequent rests ahead of the media timeouts and occasionally used some zone defense to try and slow down the Bears.

Alston Mason was the only other Missouri State player to reach double figures with 15 points. Missouri State returned three starters from last year’s squad that ranked among the top defensive teams in the country.

Overall, the Mountaineers shot 34.9% of to the Bears’ 35.4%. West Virginia is now 99-16 in season openers and 105-10 in home openers.

Game #2

Monmouth 73, West Virginia 65

Nov. 10, 2023 • WVU Coliseum

Morgantown, W.Va.

Monmouth 73 • 1-1,0-0 CAA																	
#	Player		Total		3-Ptr		Rebounds			PF	TP	A	TO	Bk	Stl	Min	
			FG	FGA	FG	FGA	Off	Def	Tot								
02	Jaret Valencia	f	2-8	0-1	1-2	1	3	4	1	5	1	0	2	2	24		
25	Nikita Konstantynovs	c	3-5	0-0	0-0	2	5	7	4	6	0	3	1	1	21		
03	Jakari Spence	g	2-4	0-0	3-4	2	2	4	0	7	4	0	0	2	32		
13	Jack Collins	g	7-13	3-8	0-2	1	9	10	1	17	2	1	1	1	37		
21	Xander Rice	g	8-16	5-10	0-10	1	3	4	3	30	6	1	0	0	37		
00	Jayden Doyle		0-0	0-0	0-0	0	0	0	1	0	0	0	0	0	3		
01	Abdi Bashir Jr.		1-4	1-3	0-0	0	0	0	0	3	0	2	0	0	10		
11	Gabe Spinelli		0-0	0-0	0-0	0	0	0	2	0	0	0	0	0	1		
14	Jack Holmstrom		1-1	1-1	0-0	0	0	0	0	3	0	0	0	0	4		
15	Amaan Sandhu		0-1	0-0	0-0	0	1	1	3	0	0	2	0	0	6		
23	Cornelius Robinson J		1-1	0-0	0-0	0	1	1	1	2	0	0	0	0	12		
35	Klemen Vuc		0-2	0-0	0-0	2	1	3	5	0	0	1	1	1	13		
	Team					0	0	0		0				1			
Totals			25-55	10-23	13-18	9	25	34	21	73	12	12	5	8	200		
FG % 1st Half: 12-27 44.4% 2nd half: 13-28 46.4% Game: 25-55 45.5%																	Deadeball
3FG % 1st Half: 4-11 36.4% 2nd half: 6-12 50.0% Game: 10-23 43.5%																	Rebounds
FT % 1st Half: 4-5 80.0% 2nd half: 9-13 69.2% Game: 13-18 72.2%																	6,4

West Virginia 65 • 1-1,0-0 Big 12																		
#	Player	Total	3-Ptr	Rebounds			PF	TP	A	T	Bk	Stl	Min					
		FG	FGA	FT	FTA	Off	Def	Tot										
11	Quinn Slazinski	f	6-16	3-7	0-0	2	0	2	0	15	4	1	0	1	34			
22	Josiah Harris	f	1-12	1-8	4-5	5	4	9	4	7	0	1	0	0	39			
07	Jesse Edwards	c	6-11	0-1	4-6	6	7	13	4	16	2	1	0	1	33			
02	Kobe Johnson	g	4-11	1-5	4-4	0	3	3	0	13	2	4	1	1	35			
14	Seth Wilson	g	3-11	2-8	2-5	0	1	1	2	10	1	2	0	2	27			
05	Jeremiah Bemby	g	0-1	0-0	0-0	0	0	0	1	0	1	0	0	0	3			
09	Ofri Naveh		1-5	0-3	2-3	3	2	5	4	4	0	0	0	0	25			
24	Patrick Suemnick		0-0	0-0	0-0	1	0	1	1	0	0	0	0	0	4			
	Team					0	0	0		0				1				
Totals		21-67	7-32	16-23	17	17	34	16	65	10	10	2	4	200				
FG % 1st Half: 12-30 40.0% 2nd half: 9-37 24.3% Game: 21-67 31.3% Deadeball																		
3FG % 1st Half: 3-13 23.1% 2nd half: 4-19 21.1% Game: 7-32 21.9% Rebounds																		
FT % 1st Half: 4-5 80.0% 2nd half: 10-13 76.9% Game: 16-23 69.6% 7,3																		

Officials: Chris Hudson,Steve Dwyne,Tyler Kumpf
Technical fouls

Game #4

SMU 70, West Virginia 58

Nov. 20, 2023 • Suncoast Credit Union Arena

Fort Myers, Fla. • Fort Myers Tip-Off

SMU 70 • 4-1,0-0 AAC

#	Player		Total			Rebounds			PF	TP	A	TO	Bk	Stl	Min
			FG-FGA	3-Ptr	FT-FTA	Off	Def	Total							
10	Samuelli Williamson	f	3-7	0-1	2-2	1	4	5	3	8	2	2	0	2	19
22	Keon Ambrose-Hylton	f	5-7	0-0	0-2	0	1	1	4	10	0	2	1	2	18
00	B.J. Edwards	g	2-2	0-0	0-0	0	0	0	0	4	2	1	0	0	10
07	Zhuric Phelps	g	8-20	1-7	0-0	2	10	12	1	17	3	1	0	1	31
03	Chuck Harris	g	4-9	2-4	2-2	0	3	3	4	12	5	2	0	1	35
02	Jalen Smith	g	0-3	0-3	0-0	0	2	2	0	0	1	1	0	1	20
05	Ricardo Wright	g	4-5	4-5	0-0	1	1	2	0	12	1	0	0	0	15
12	Tyreek Smith	g	1-1	0-0	0-0	0	2	2	2	2	1	1	2	2	14
13	Mo Njia	g	0-0	0-0	0-0	0	0	0	0	0	0	0	0	0	1
15	Ja'Heim Hudson	g	1-5	0-2	0-0	0	2	2	3	2	1	0	1	0	18
24	Emory Lanier	g	1-1	1-1	0-0	0	1	1	3	3	1	0	0	1	9
	Team					2	1	3							
Totals			29-60	8-23	4-6	6	27	33	20	70	18	8	5	9	200
FG % 1st half: 11-30 36.7%			2nd half: 18-30 60.0%			Game: 29-60 48.3%			Rebounds			Deadball			
3FG % 1st half: 3-12 25.0%			2nd half: 5-11 45.5%			Game: 8-23 34.8%			Total			Points			
Fast break 2-0 0.0%			2nd half 2-0 0.0%			Game 2-10 20.0%			Offensive			Fouls			

FG % 1st Half: 11-30 36.7% 2nd half: 18-30 60.0% Game: 29-60 48.3%
3FG % 1st Half: 3-12 25.0% 2nd half: 5-11 45.5% Game: 8-23 34.8%
FT % 1st Half: 0-2 0.0% 2nd half: 4-4 100.0% Game: 4-6 66.7%

West Virginia 58 • 2-2,0-0 Big 12

#	Player		Total	3-Ptr	Rebounds										
			FG-FGA	FG-FGT	FT-FTA	Off	Def	TP	PF	TP	A	TO	Bk	Stl	Min
09	Ofri Naveh	f	1-5	0-0	4-5	4	1	5	4	6	2	1	0	1	24
11	Quinn Slazinski	f	5-13	3-9	0-0	1	0	1	0	13	3	2	0	1	34
22	Joshiah Harris	f	2-7	0-3	2-2	0	4	2	6	1	1	1	1	0	31
07	Jesse Edwards	c	7-15	0-0	4-4	4	5	9	3	18	2	5	3	0	36
02	Kobe Johnson	g	2-5	0-0	0-1	0	2	2	1	4	1	2	1	1	34
14	Seth Wilson	g	2-8	2-4	3-4	1	7	8	1	9	4	2	1	2	33
24	Patrick Suemnick	g	1-1	0-0	0-0	0	2	2	0	2	0	0	0	0	8
Team						3	5	8							
Totals			20-54	5-16	13-21	13	26	39	11	58	13	15	6	5	200
FG % 1st half: 13-27		48.1%	2nd half: 7-27		25.9%	Game: 20-54		37.0%	Doubles						
FT % 1st half: 3-5		60.0%	2nd half: 2-4		50.0%	Game: 13-21		61.9%	Rebounds						
FT % 2nd half: 7-10		70.0%	2nd half: 6-11		54.5%	Game: 13-21		61.9%							

FG % 1st Half: 13-27 48.1% 2nd half: 7-27 25.9% Game: 20-54 37.0%
3FG % 1st Half: 3-6 50.0% 2nd half: 2-10 20.0% Game: 5-16 31.3%
FT % 1st Half: 7-10 70.0% 2nd half: 6-11 54.5% Game: 13-21 61.9%

Officials: Courtney Green,Patrick Evans,Brian Dorsey
Technical fouls: SMU-None, West Virginia-None.
Attendance: 3500
2023-24 Men's Basketball, Round: 0, SMU vs West Virginia, Played at Suncoast C

Score by periods	1st	2nd	Total
SMU	25	45	70
West Virginia	36	22	58

Last FG - SMU 2nd-00:28, WVU 2nd-00:20.
Largest lead - SMU by 14 2nd-00:28, WVU by 12 2nd-19:37.
SMU led for 13:38. WVU led for 24:56. Game was tied for 01:26.

Recap

SMU rallied from an 11-point halftime deficit to defeat West Virginia 70-58 in the opening game of the Fort Myers Tip-Off at Suncoast Credit Union Arena in Fort Myers, Florida.

The Mustangs (4-1) used 11 players to eventually wear down Mountaineers and outscored them 45-22 after intermission.

“That second half, I worried with the game plan I envisioned them having with their deep rotation, athleticism and the way they get up and down the floor and how we’d manage that late in the game,” West Virginia coach Josh Eilert said. “I thought we had a pretty good first half. We rebounded it well but to be honest, a lot of those shots they were taking were uncontested.

West Virginia used a 2-3 zone and a combined 20 points from Jesse Edwards and Quinn Slazinski to build a 36-25 halftime lead. But the game turned during a five-minute stretch in the second half when SMU outscored West Virginia 17-5 to take its first lead, 42-41. The Mustangs took the lead for good at the 10-minute mark on Zhuric Phelps’ driving layup.

SMU built its lead to 52-47 at 8:04, then 58-52 at 5:26 and gradually 61-52 on Ricardo Wright’s 3 with 5:04 to go. SMU’s biggest lead was 70-56 just ahead of the game’s final basket by Slazinski’s with 20 seconds remaining.

Phelps led SMU with 17 points and 12 rebounds. Chuck Harris scored 12 and Wright came off the bench to also contributed 12. Keon Ambrose-Hylton added 10.

The Mustangs shot 48.3% overall and 60% (18 of 30) in the second half.

West Virginia (2-2) got a game-high 18 points from Edwards, who made 7 of his 15 field goal attempts and only 4 of 9 from the free throw line. Slazinski was the only other WVU player to reach double figures with 13.

WVU left eight points at the free throw line by connecting on only 13 of its 21 attempts, clearly a byproduct of being tired. In the second half, Eilert was taking timeouts simply to give his players some rest.

The Mountaineers shot 37% from the floor, 31.3% from 3-point distance and committed 15 turnovers leading to 16 SMU points. The Mustangs also had a 19-11 edge in bench scoring.

“We really couldn’t get our defense set because we weren’t getting good looks,” Eilert said. “We were going to control this game on the offensive end by taking care of the ball and getting good shots to get our defense set.”

West Virginia used just seven players with Seth Wilson and Patrick Suemnick coming off the bench. Wilson grabbed eight rebounds in 33 minutes of work from his guard position.

The game was the first-ever meeting between these two schools.

Game #5

No. 24/18 Virginia 56, West Virginia 54

Nov. 22, 2023 • Suncoast Credit Union Arena

Fort Myers, Fla. • Fort Myers Tip-Off

West Virginia 54 • 2-3,0-0 Big 12

#	Player	Total	FG-FGA	3-Ptr	FT-FTA	Rebounds	PF	TP	A	TO	Bk	Stl	Min
09	Ofri Naveh	f	0-2	0-0	0-0	3 4 7 2	0	3	2	0	1	26	
11	Quinn Slazinski	f	5-14	2-6	5-5	0 5 5 3	17	0	1	0	0	31	
22	Joshiah Harris	f	0-5	0-4	0-0	0 4 4 1	0	3	1	0	0	32	
07	Jesse Edwards	c	7-12	0-0	3-6	4 5 9 4	17	0	3	2	1	31	
02	Kobe Johnson	g	3-5	2-3	0-0	1 4 5 0	8	6	5	0	1	34	
14	Seth Wilson	g	1-11	3-8	0-0	1 2 3 0	9	0	2	0	0	33	
24	Patrick Suemnick	g	1-2	0-0	1-2	2 1 3 3	3	0	0	0	0	13	
Team						1 4 5							
Totals			19-51	7-21	9-13	12 29 41 13	54	12	16	2	3	200	
FG % 1st half: 9-28 32.1%		2nd half: 10-23 43.5%		Game: 19-51 37.3%		Doubles 2							
FT % 1st half: 1-9 11.1%		2nd half: 5-12 41.7%		Game: 5-13 38.5%		Free throws 1							
FT % 2nd half: 4-5 80.0%		Game: 5-8 62.5%		Game: 19-51 69.2%		Team 2							

FG % 1st Half: 9-28 32.1% 2nd half: 10-23 43.5% Game: 19-51 37.3%
3FG % 1st Half: 1-9 11.1% 2nd half: 6-12 50.0% Game: 7-21 33.3%
FT % 1st Half: 4-5 80.0% 2nd half: 5-8 62.5% Game: 9-13 69.2%

Virginia 56 • 5-1,0-0 ACC

#	Player	Total		3-Ptr		Rebounds				PF	TP	A	TO	Bk	Stl	Min
		FG-FGA	FG-FGA	FT-FTA	Off	Def	PF	TP								
00	Blake Buchanan	f	0-2	0-0	2-2	0	2	2	5	2	0	1	2	0	14	
02	Reece Beekman	g	2-11	1-4	1-2	0	4	4	0	12	5	4	0	4	36	
04	Andrew Rohde	g	2-4	0-1	2-4	0	1	1	0	6	1	0	0	0	29	
11	Isaac McKneely	g	2-9	2-5	2-2	0	5	5	1	8	2	2	0	1	36	
13	Ryan Dunn	g	5-11	0-3	3-6	2	3	5	3	13	0	1	1	2	29	
01	Dante Harris	g	0-1	0-1	0-0	0	2	2	1	0	0	0	0	0	8	
10	Taine Murray	g	0-0	0-0	0-0	0	0	0	0	0	0	0	0	0	5	
22	Jordan Minor	g	1-1	0-0	0-0	0	0	0	0	2	2	0	0	0	2	
34	Jacob Groves	g	2-5	1-3	0-0	0	0	0	2	5	0	0	0	0	1	20
35	Leon Bond III	g	4-8	0-1	0-0	4	3	7	1	8	2	1	0	0	21	
Team						0	2	2								
Totals			21-52	4-18	10-16	6	22	28	15	56	10	9	3	8	200	
FG % 1st half:		10-27	37.0%	2nd half:	11-25	44.0%	Games:		21-52	40.4%	Deadend Rebounds					
3PT % 1st half:		3-11	27.3%	2nd half:	3-12	25.0%	Games:		21-52	14.3%	Total Rebounds					
FT % 1st half:		3-4	75.0%	2nd half:	7-12	58.3%	Games:		10-16	62.5%	Total Points					

FG % 1st Half: 10-27 37.0% 2nd half: 11-25 44.0% Game: 21-52 40.4%
3FG % 1st Half: 3-11 27.3% 2nd half: 1-7 14.3% Game: 4-18 22.2%
FT % 1st Half: 3-4 75.0% 2nd half: 7-12 58.3% Game: 10-16 62.5%

Officials: KB Burdett,Courtney Green,Brian Dorsey
Technical fouls: West Virginia-Quinn Slazinski, Virginia-Isaac McKneely.
Attendance: 3500
2023-24 Men's Basketball, Round: 0, Virginia vs West Virginia, Played at Sunco

Score by periods	1st	2nd	Total
West Virginia	23	31	54
Virginia	26	30	56

Last FG - WVU 2nd-01:55, UVA 2nd-00:45.
Largest lead - WVU by 3 1st-13:52, UVA by 10 2nd-13:18.
WVU led for 05:10. UVA led for 25:53. Game was tied for 08:57.

Recap

Undermanned West Virginia’s rally from a 10-point second half deficit fell short as 24th-ranked Virginia held on for a 56-54 victory in the consolation game of the Fort Myers Tip-Off at Suncoast Credit Union Arena in Fort Myers, Florida.

Virginia appeared to be taking control of the game with 13:18 remaining when Andrew Rohde’s put-back basket gave the Cavaliers a 36-26 lead.

But West Virginia, using just seven players, went on a 16-4 run over the next five minutes to take the lead, 42-40, on Kobe Johnson’s 3. Virginia scored the next five, but Quinn Slazinski answered with a 3 to tie the game at 45.

The Mountaineers retook the lead with 1:55 left on Seth Wilson’s 3, and later tied it at 54 on three Slazinski free throws when he was fouled behind the arc by Ryan Dunn.

However, West Virginia was unable to secure the rebound on Dunn’s missed 3, Leon Bond Lii getting the offensive board, and Slazinski fouled Reece Beekman in the act of shooting with two seconds remaining. Beekman made the first of two and his second was rebounded by Dunn, who was fouled by Ofri Naveh. Dunn made one of two with 0.4 seconds left for WVU to attempt a miracle shot.

Otherwise, West Virginia (2-3) had its way on the glass, outrebounding Virginia 41-28 for the game, but the Mountaineers struggled on the boards late in the game once 6-foot-11 center Jesse Edwards picked up his fourth foul.

Edwards, who finished with a game-high 17 points and 9 rebounds, missed a couple of critical free throws in the second half when WVU needed points and finished 3 of 6 from the charity stripe.

Slazinski was the only other Mountaineer player to reach double figures with 17. Wilson (9) and Johnson (8) scored all their points in the second half.

West Virginia shot 37.3% (19 of 51) from the floor, 33.3% from 3 (7 of 21) and 62.5% from the free throw line (9 of 13).

Virginia (5-1) got 13 points from Dunn and 12 from Beekman. Poca’s Isaac McKneely contributed 8 on just 2 of 9 shooting. The Cavaliers were slightly better from the floor connecting on 21 of 52 for 40.4%, but were just 4 of 18 from behind the arc.

The Cavaliers capitalized on West Virginia’s 16 turnovers by scoring 18 points off them.

“I’m not really into moral victories even though we were shorthanded and have a lot of challenges,” Eilert said. “That’s not my message to them. We’re going to compete each and every night. We have a very small margin for error so we’ve got to be careful not to lose our heads down the stretch like we did tonight.”

Game #6

West Virginia 62, Bellarmine 58

Nov. 26, 2023 • WVU Coliseum

Morgantown, W.Va.

Bellarmine 58 • 2-5,0-0 ASUN

#	Player	Total	FG-FGA	3-Ptr	FT-FTA	Rebounds	PF	TP	A	TO	Bk	Stl	Min
12	Langdon Hatten	f	1-7	0-0	1-2	0 3 2 5	1	3	4	0	1	1	19
02	Alec Priem	g	3-6	1-3	0-0	0 5 5 2	7	2	2	0	3	34	
05	Peter Suder	g	7-14	2-5	3-4	1 2 3 3	19	3	19	3	1	1	31
10	Garrett Tipton	g	1-5	1-2	0-0	2 4 6 4	3	1	0	0	1	24	
33	Ben Johnson	g	3-12	2-8	0-0	1 4 5 1	8	1	1	0	0	33	
04	Dezmond McKinney	g	0-2	0-0	0-0	1 1 2 1	0	0	1	0	0	12	
11	Billy Smith	g	3-8	2-6	0-0	0 3 3 2	8	2	0	0	0	22	
22	Bash Wieland	g	4-11	1-6	1-2	3 1 4 1	10	2	1	0	1	25	
	Team					1 2 3							
Totals			22-65	9-30	5-8	12 24 36 15	58	15	9	2	8	200	
FG % 1st Half: 41-32 34.4% 2nd half: 51-38 33.3% Game: 22-65 33.8%													
3FG % 1st Half: 11-32 33.3% 2nd half: 5-18 27.8% Game: 9-30 30.0%													
Reb % 1st Half: 44.67% 2nd half: 44.44% Game: 44.44%													
													2.1

FG % 1st Half: 11-32 34.4% 2nd half: 11-33 33.3% Game: 22-65 33.8%
3FG % 1st Half: 4-12 33.3% 2nd half: 5-18 27.8% Game: 9-30 30.0%
FT % 1st Half: 4-6 66.7% 2nd half: 1-2 50.0% Game: 5-8 62.5%

West Virginia 62 • 3-3,0-0 Big 12

#	Player	FG-FGA	3-Ptr	FT-FTA	Rebounds	PF	TP	A	TO	Bk	Stl	Min
09	Ofri Naveh	f 2-4	2-3	4-4	5 6 1	10	0	3	0	0	32	
11	Quinn Slazinski	f 6-13	1-6	3-5	2 3 5 2	16	3	1	0	0	33	
22	Joshiah Harris	f 0-5	0-1	0-0	0 4 4 0	0	0	1	0	2	0	25
07	Jesse Edwards	c 5-10	0-0	7-8	3 11 14 1	17	2	5	3	1	34	
02	Kobe Johnson	g 5-10	0-2	3-4	0 2 2 1	13	1	0	1	1	37	
05	Jeremiah Bemby	g 0-0	0-0	0-0	1 0 1 0	1	0	0	0	0	4	
14	Seth Wilson	g 3-9	0-4	0-0	0 3 3 2	6	1	3	0	1	29	
24	Patrick Suemnick	g 0-0	0-0	0-0	0 3 3 1	0	0	0	0	0	6	
Team					0 1 1							
Totals		21-51	3-16	17-21	7 32 39 8	62	9	14	6	3	200	
FG % 1st Half: 12-27 44.4%		2nd half: 9-24 37.5%		Game: 21-51 41.2%		2nd half: 9-24 37.5%		Game: 21-51 41.2%		2nd half: 9-24 37.5%		Deaths 2
3FG % 1st Half: 2-9 22.2%		2nd half: 1-6 16.7%		Game: 3-17 18.8%		2nd half: 1-6 16.7%		Game: 3-17 18.8%		2nd half: 1-6 16.7%		Deaths 2
FT % 1st Half: 10-13 76.9%		2nd half: 7-8 87.5%		Game: 17-21 81.0%		2nd half: 7-8 87.5%		Game: 17-21 81.0%		2nd half: 7-8 87.5%		Deaths 2

FG % 1st Half: 12-27 44.4% 2nd half: 9-24 37.5% Game: 21-51 41.2%
3FG % 1st Half: 2-9 22.2% 2nd half: 1-7 14.3% Game: 3-16 18.8%
FT % 1st Half: 10-13 76.9

Game #7

St. John's 79, West Virginia 73

Dec. 1, 2023 • WVU Coliseum

Morgantown, W.Va. • Big East-Big 12 Battle

St. John's (NY) 79 • 5-2,0-0 Big East

#	Player	Total		3-Ptr		Rebounds				PF	TP	A	TO	Blk	Stl	Min
		FG	FGA	FG	FGA	FT	FTA	Off	Def							
08	Chris Ledium	r	8-16	1-4	0-0	3	7	10	5	17	2	0	0	0	0	31
11	Joel Soriano	r	8-11	0-1	7-12	5	4	9	3	24	0	0	0	3	0	29
35	Glenn Taylor Jr.	r	2-5	1-3	1-2	2	1	3	4	6	3	0	2	0	0	32
03	Jordan Dingle	g	4-12	2-7	0-0	0	0	0	3	10	1	0	0	0	0	27
05	Daniss Jenkins	g	2-8	0-3	2-2	2	1	3	5	6	1	1	0	0	0	21
06	Cruz Davis	g	0-0	0-0	0-0	0	0	1	0	1	0	1	0	0	0	6
04	Nahiem Alleyne	g	5-9	2-4	2-2	1	3	4	2	14	1	2	0	0	0	18
07	Simone Wilcher	g	0-3	0-2	0-0	1	1	2	1	0	2	1	0	0	0	11
24	Sibey Ejirofor	g	0-2	0-0	2-2	2	2	4	3	2	0	1	1	1	0	11
44	Brady Dunbar	g	0-3	0-3	0-0	1	0	1	1	0	1	0	1	0	0	10
35	Orissa Traore	g	0-0	0-0	0-0	0	0	0	2	0	0	0	0	0	0	4
	Team					1	0	1								
Totals			29-69	7-27	14-20	18	19	37	30	79	15	6	8	2	0	200

FG % 1st half: 15-34	44.1%	2nd half: 14-35	40.0%	Game: 29-69	42.0%	Deablon Rebound
3FG % 1st half: 2-13	15.4%	2nd half: 5-14	35.7%	Game: 7-27	25.9%	
FT % 1st half: 4-5	80.0%	2nd half: 10-15	66.7%	Game: 14-20	70.0%	

West Virginia 73 • 3-4,0-0 Big 12

#	Player	Total		3-Ptr		Rebounds		PF	TP	A	TO	Blk	Stl	Min	
		FG	FGA	FG	FGA	FT	FTA								
11	Quinn Slazinski	r	5-10	1-3	8-13	1	6	7	3	19	2	3	1	0	34
22	Josh Harris	r	3-4	2-2	2-2	3	5	8	4	10	0	2	0	0	26
07	Jesse Edwards	c	5-8	0-0	5-7	4	2	6	5	15	0	1	3	0	24
02	Kobe Johnson	g	4-9	1-1	5-6	0	2	2	1	14	1	1	0	0	28
14	Seth Wilson	g	0-11	0-3	2-2	0	4	4	0	2	0	2	0	0	38
05	Jeremiah Embury	g	0-0	0-0	0-1	0	0	0	0	0	0	0	0	0	1
09	Ofri Naveh	g	0-3	0-1	9-12	1	4	5	1	9	3	1	0	1	29
24	Patrick Suemnick	g	2-3	0-0	0-0	3	0	3	2	4	0	0	1	0	20
	Team					3	1	4							
Totals			19-48	4-10	31-43	15	24	39	16	73	6	12	4	3	200

FG % 1st half:	9-26	34.6%	2nd half:	10-22	45.5%	Game:	19-48	39.6%	Deablon 10-20
3FG % 1st half:	3-6	50.0%	2nd half:	5-14	35.0%	Game:	4-10	40.0%	
FT % 1st half:	15-17	88.2%	2nd half:	16-26	61.5%	Game:	31-43	72.1%	

Officials: Pat Driscoll, John Gaffney, Bert Smith

Technical fouls: St. John's (NY)-None. West Virginia-None.

Attendance: 10781

2023-24 Men's Basketball. Round: 0. St. John's (NY) vs West Virginia. Played at

Score by periods	1st	2nd	Total
St. John's (NY)	36	43	79
West Virginia	36	37	73

Last FG - SJU 2nd-00:20, WVU 2nd-02:01.
Largest lead - SJU by 9 2nd-05:55, WVU by 7 1st-13:08.
Recap led for 20:44. WVU led for 12:00. Game was tied for 06:16.

Recap

Joel Soriano's 22 points and nine rebounds led St. John's to a 79-73 victory over West Virginia in a Big East-Big 12 Battle contest at the WVU Coliseum.

The game played out like the Mountaineers' other losses to SMU and Monmouth – hang around until the midway point of the second half before running out of gas. WVU was outscored 41-32 in the second half in its eight-point loss to Monmouth and was outscored 45-22 after intermission against the Mustangs.

St. John's used 11 different players and constant full-court pressure to eventually grind down the gritty Mountaineers, who were still battling right up until the game's final play.

The big-man matchup between Soriano and West Virginia's Jesse Edwards never really materialized because Edwards couldn't stay on the floor long enough to keep pace. The senior picked up his second foul late in the first half and spent the remainder of the half on the bench.

His third foul with 18:39 to go put him back on the bench where he remained until returning to the floor to pick up foul number four with 7:47 left. Edwards' night ended with 2:27 remaining and West Virginia trailing 69-66.

He finished with 15 points and six rebounds in just 22 minutes of action.

"The key to beating them was keeping them off the glass and when Jesse was not out there, we were really struggling to clean up anything," West Virginia coach Josh Eilert said. "They had 18 offensive rebounds and 26 second-chance points, I don't know who you are going to play and beat."

West Virginia led 22-15 with 13:08 left in the first half before hitting one of its cold spells. The second half saw West Virginia go four minutes without a field goal during one stretch as St. John's built a five-point lead. Then, another field-goal drought lasting five minutes allowed the Red Storm to expand their margin to seven, 58-51, with 7:41 left.

Soriano's three-point play with 6:57 remaining gave St. John's a 61-53 lead, its biggest of the game.

West Virginia fought back to make it a two-point game with 2:01 remaining on Quinn Slazinski's jumper, but Kobe Johnson, attempting to save the ball behind St. John's basket, threw it back into play right to Nahiem Alleyne, who scored a critical layup with 1:33 remaining to give the Red Storm a two-possession lead.

Fatigue also showed up at the free throw line for the Mountaineers where they missed 10 in the second half after making 15 of 17 in the first half. For the game, West Virginia was 31 of 43 from the line against a St. John's team that committed 30 fouls.

Game #8

Pitt 80, West Virginia 63

Dec. 6, 2023 • WVU Coliseum

Morgantown, W.Va.

Pittsburgh 80 • 6-3,0-1 ACC

#	Player		Total		3-Ptr		Rebounds				PF	TP	A	TO	Blk	Stl	Min
			FG	FGA	FG	FGA	FT	FTA	Off	Def							
02	Blake Hinson	f	10-19	9-15	0-0	1	6	7	3	29	0	1	0	0	0	0	35
55	Zack Austin	r	0-3	0-3	0-0	0	2	2	0	0	0	0	0	0	0	1	17
33	Federiko Federiko	c	0-1	0-0	0-0	1	0	1	4	0	0	0	3	1	0	0	14
05	Ishmael Leggett	g	3-7	0-2	4-4	0	2	2	10	0	0	0	0	0	0	0	21
07	Carlton Carrington	g	6-13	3-8	1-1	1	3	4	1	16	9	1	0	0	1	0	39
15	Jaland Lowe	g	0-2	0-0	0-0	0	0	0	0	6	1	0	0	0	0	0	9
24	William Jeffress	g	0-2	0-1	1-2	3	6	9	3	1	0	0	1	1	0	1	26
25	Guillermo Diaz Graha	g	6-7	3-4	0-0	0	0	0	3	15	0	0	0	1	0	0	25
31	Jorge Diaz Graham	g	1-6	1-5	0-0	0	6	6	1	3	2	1	1	1	1	0	14
Team						0	2	2									
Totals				29-62	16-38	6-7	6	27	33	17	80	12	6	4	4	4	200
FG % 1st Half: 13-34 38.2% 2nd half: 16-28 57.1% Game: 29-62 46.8%																	
3FG % 1st Half: 9-23 39.1% 2nd half: 7-15 46.7% Game: 16-38 42.1%																	
FT % 1st Half: 1-1 100.0 2nd half: 5-6 83.3% Game: 6-7 85.7%																	
Deadball Rebounds: 10-15 40.0																	

West Virginia 63 • 3-5,0-0 Big 12

#	Player	Total		3-Ptr		Rebounds				PF	TP	A	TO	Blk	Stl	Min
		FG	FGA	FG	FGA	FT	FTA	Off	Def							
09	Ofri Naveh	r	5-13	1-5	0-0	0	4	4	1	11	3	1	1	0	0	35
11	Quinn Slazinski	r	6-11	1-4	9-10	0	6	6	2	22	1	3	0	0	0	35
22	Joshia Harris	r	0-5	0-4	1-2	0	2	2	3	1	2	1	0	0	0	26
07	Jesse Edwards	c	8-11	0-1	4-4	2	7	9	2	20	0	2	0	0	0	34
02	Kobe Johnson	g	2-7	0-1	2-2	1	4	5	1	6	4	1	1	2	1	35
05	Jeremiah Embury	g	0-0	0-0	0-0	0	0	0	0	0	0	0	0	0	0	2
13	Akok Akok	g	0-2	0-1	0-0	1	1	2	0	0	0	0	2	0	0	8
14	Seth Wilson	g	1-3	1-3	0-0	0	2	2	3	3	1	0	0	0	0	22
24	Patrick Suemnick	g	0-1	0-0	0-0	0	0	0	1	0	0	1	0	1	0	3
	Team					1	1	2								
Totals			22-53	3-20	16-18	5	27	32	13	63	11	9	4	2	200	
FG % 1st Half: 11-27 40.7%		2nd half: 11-26 42.3%		Game: 22-53 41.5%		Deadball										
3FG % 1st Half: 2-10 20.0%		2nd half: 1-10 10.0%		Game: 3-20 15.0%		Rebounds										
FT % 1st Half: 11-12 91.7%		2nd half: 5-6 83.3%		Game: 16-18 88.9%												

Officials: Ray Natili, Jamie Luckie, Doug Simons

Technical fouls: Pittsburgh-Ishmael Leggett. West Virginia-Jesse Edwards.

Attendance: 12301

2023-24 Men's Basketball. Round: 0. Pittsburgh vs West Virginia. Played at WVU

Score by periods	1st	2nd	Total
Pittsburgh	36	44	80
West Virginia	35	28	63

Last FG - UP 2nd-00:49, WVU 2nd-00:29.
Largest lead - UP by 20 2nd-03:26, WVU by 6 1st-16:29.
UP led for 07:03. WVU led for 11:30. Game was tied for 01:27.

Recap

Pitt used the 3-ball to end its six-game losing streak to West Virginia with an 80-63 victory over the Mountaineers at the WVU Coliseum.

Pitt turned the tables behind forward Blake Hinson's game-high 29 points, 26 of those coming from behind the arc. The 6-foot-8 senior made 9 of 15 from 3, the most 3s since Buffalo's C.J. Massinburg connected on nine in Buffalo's 99-94 victory over West Virginia on Nov. 9, 2018.

Those match the nine 3s Marshall's Tamar Slay made against the Mountaineers at the Charleston Civic Center on Jan. 18, 2000.

"I was worried about Blake Hinson, and he came out ready to play," West Virginia coach Josh Eilert said. "He's a man amongst boys sometimes on that perimeter and he can usually get what he wants, and he did tonight. He got three times as many 3s as our team did."

Pitt made 16 3s in the game. By comparison, West Virginia was just 3 of 20 from behind the arc and was outscored 25-3 by Pitt's bench.

As has been the case in most of West Virginia's games, the Mountaineers have been competitive in the first half before running out of gas after intermission. Pitt, leading 36-35 at halftime, took control of the game at the 15-minute mark and got its first double-digit lead with 12 minutes to go.

The Mountaineers had four field goals during a six-minute stretch when Pitt was raining 3s, which led to Pitt taking complete control of the game with a 17-point lead.

The Panthers' biggest margin was 20 with 3:26 to go.

Guard Carlton Carrington contributed 16 points, Diaz Graham Guillermo added 15 and Ishmael Leggett contributed 10 for the Panthers.

West Virginia got 22 points from Quinn Slazinski and 20 points and nine rebounds from Jesse Edwards. Freshman Ofri Naveh chipped in with 11.

The Mountaineers shot 41.3% from the floor (22 of 53) and made 16 of 18 from the free throw line for 88.9%.

A positive development for WVU was the return of senior forward Akok Akok, who suffered a medical incident during West Virginia's charity exhibition game against George Mason on Oct. 27. The medical staff cleared Akok to resume practicing this week and he was given the green light to play.

Akok was put into the game to a standing ovation with 13:46 left in the first half and finished with two rebounds and two blocks in eight minutes of action.

A season-high crowd of 12,301 attended the game.

Game #9

West Virginia 66, Drexel 60

Dec. 9, 2023 • WVU Coliseum

Morgantown, W.Va.

Drexel 60 • 5-5,0-0 CAA

#	Player	Total	FG-FGA	3-Ptr-FGA	FT-FTA	Off	Def	Reb	PF	TP	A	TO	Blk	Stl	Min
22	Amari Williams	r	6-11	0-0	0-0	7	8	15	1	12	1	2	1	1	26
01	Lamar Oden, Jr.	r	1-6	1-4	0-0	0	4	4	1	3	0	1	0	0	30
11	Justin Moore	g	9-18	2-7	0-1	0	4	4	1	20	4	6	0	3	32
14	Luke House	g	4-10	1-3	0-0	2	4	6	1	9	1	2	0	0	38
23	Yame Butler	g	0-3	0-2	2-2	0	1	1	0	2	0	2	0	0	12
02	Lucas Monroe	g	0-0	0-0	0-0	0	0	0	0	0	0	0	0	0	4
03	Jamie Bergens	g	0-3	0-1	0-0	0	0	0	0	4	0	1	0	0	8
05	Kobe MaGee	g	1-3	0-2	0-0	0	0	0	0	1	2	0	1	0	14
13	Garfield Turner	g	2-3	0-0	0-0	2	1	3	1	4	1	1	0	0	14
21	Marte Okros	g	3-5	1-3	1-1	1	1	2	1	8	1	0	0	1	22
Team						3	0	3							
Totals			26-62	5-22	3-4	15	23	38	11	60	9	17	1	6	200
FG % 1st half: 14-27 51.9% 2nd half: 12-35 34.3% Game: 26-62 41.9% Deadball Rebound															
FT % 1st half: 2-7 28.6% 2nd half: 1-3 25.0% Game: 5-10 50.0%															
3PT % 1st half: 3-4 75.0% 2nd half: 0-0 0.0% Game: 2-4 50.0%															

Game #10

Massachusetts 87, West Virginia 79

Dec. 16, 2023 • MassMutual Center

Springfield, Mass. • Basketball Hall of Fame Classic

West Virginia 79 • 4-6,0-0 Big 12

#	Player	Total		3-Ptr		Rebounds		PF	TP	A	TO	Bk	Stl	Min
		FG	FGA	FG	FGA	FT	FTA							
09	Ofri Naveh	r	0-0	0-0	0-0	0	0	0	1	0	1	0	0	12
11	Quinn Slazinski	f	6-19	3-7	5-6	1	4	5	4	20	2	1	0	32
07	Jesse Edwards	c	1-7	0-0	0-0	1	2	3	4	2	1	1	0	16
02	Kobe Johnson	g	0-2	0-1	0-0	0	1	1	0	2	1	0	0	16
03	Kerr Kriisa	g	6-16	6-15	2-4	0	2	4	20	7	3	0	0	36
01	Noah Farrakhan	g	7-11	1-1	0-0	1	0	1	5	15	4	1	0	18
13	Akok Akok	g	2-5	0-1	0-0	0	2	2	1	4	0	1	0	22
14	Seth Wilson	g	2-2	2-2	0-0	0	2	2	2	6	1	1	0	25
23	Josiah Harris	g	3-7	2-4	2-2	4	6	3	10	0	0	0	0	24
24	Patrick Suemnick	g	1-1	0-0	0-0	1	0	1	0	2	1	0	0	9
Team		3		6		9		1		1		1		200
Totals		28-70	14-31	9-12	9	23	32	24	79	17	11	1	4	200

FG % 1st Half: 10-30 33.3%	2nd half: 18-40 45.0%	Game: 28-70 40.0%	3FG % 1st Half: 6-14 42.9%	2nd half: 8-17 47.1%	Game: 14-31 45.2%	Deadball Rebounds 1
FT % 1st Half: 3-5 60.0%	2nd half: 6-7 85.7%	Game: 9-12 75.0%				

Massachusetts 87 • 6-2,0-0 Atlantic

#	Player	Total		3-Ptr		Rebounds		PF	TP	A	TO	Bk	Stl	Min
		FG	FGA	FG	FGA	FT	FTA							
23	Josh Cohen	f	6-12	0-1	7-9	2	5	7	3	19	1	1	0	24
33	Matt Cross	g	4-12	0-2	5-8	5	8	13	2	13	5	7	0	34
03	Rahsood Diggins	g	3-9	2-5	7-7	1	2	3	2	15	3	0	0	33
05	Ken Thompson	g	1-5	0-2	6-8	1	5	6	2	8	4	1	0	28
11	Jayden Ndjigie	g	1-3	0-1	0-0	2	5	6	1	2	4	1	1	19
01	Daniel Hanks-Sanfo	g	4-7	0-0	0-0	1	6	7	1	8	1	0	1	23
02	Jaylen Curry	g	1-4	0-2	0-0	0	1	1	0	2	2	0	0	12
04	Robert Davis Jr.	g	6-9	6-8	0-0	0	0	2	18	0	1	0	0	17
10	Marqui Worthy	g	1-1	0-0	0-0	0	1	1	3	2	1	0	0	10
Team		1		2		3		1		2		1		200
Totals		27-62	8-21	25-32	13	34	47	16	87	21	14	2	5	200

FG % 1st Half: 17-36 47.2%	2nd half: 10-26 38.5%	Game: 27-62 43.5%	3FG % 1st Half: 4-11 36.4%	2nd half: 4-10 40.0%	Game: 8-21 38.1%	Deadball Rebounds 6.1
FT % 1st Half: 6-7 85.7%	2nd half: 19-25 76.0%	Game: 25-32 78.1%				

Officials: Michael Luckie,DJ Rails,Jasac Barnett
Technical fouls: West Virginia-Jesse Edwards, Massachusetts-Josh Cohen.
Attendance: 4264
2023-24 Men's Basketball, Round: 0, Massachusetts vs West Virginia, Played at

Score by periods		1st	2nd	Total
West Virginia		29	50	79
Massachusetts		44	43	87

Last FG - WVU 2nd-00:18, UMSS 2nd-02:31.
3FG % 1st Half: 4-11 36.4% 2nd half: 4-10 40.0% Game: 8-21 38.1%
Largest lead - WVU by 1 1st-11:07, UMSS by 18 1st-01:46.
WVU led for 00:27, UMSS led for 37:53. Game was tied for 01:40.

Recap

West Virginia battled back from an 18-point second half deficit before running out of gas in the final three minutes to fall to UMass 87-79 in the Basketball Hall of Fame Classic at MassMutual Center in Springfield, Massachusetts.

The Mountaineers used some torrid 3-point shooting to tie the game on Seth Wilson's 3 with 9:04 left and was trailing 70-69 with 3:14 to go on Pat Suemnick's follow-up basket.

WVU missed its next six shots during a two-minute stretch, which allowed the Minutemen to build their lead back to seven. It got to nine on two Diggins free throws and then to 10 on two more from Diggins at the line with just 48 seconds remaining.

UMass took care of business at the free throw line by making 25 of 32, including 14 of 15 during one stretch late in the game when WVU was fouling to try and get the ball back.

The Mountaineers (4-6) were bolstered by the services of guard Kerr Kriisa, coming off a nine-game suspension to begin the season, and guard Noah Farrakhan, who became eligible because of a U.S. District Court ruling earlier in the week that suspended the NCAA's transfer waiver rule, but WVU's key import was unable to go.

That's guard RaeQuan Battle, who did not dress for the game because he has been battling flu-like symptoms.

Kriisa gave WVU a big lift with a game-high 20 points while Farrakhan contributed 15 in 18 minutes of action coming off the bench, but that wasn't enough to slow down UMass' inside tandem of Josh Cohen and Matt Cross, who combined to score 32 points and grab 20 rebounds.

The Minutemen completely dominated the glass, particularly once West Virginia's Jesse Edwards went to the bench for a good portion of the second half because a hand injury. He did return briefly but scored a season-low two points on 1-of-7 shooting while grabbing just three rebounds.

UMass had a 47 to 32 edge in rebounding and outscored West Virginia 36 to 24 in the paint. In building its 15-point halftime lead, Massachusetts had a 19 to 0 advantage in fastbreak points.

Robert Davis Jr. came off the bench to score 18 and Diggins finished with 15 for the Minutemen.

Kriisa's line in his WVU regular season debut was 20 points on 6-of-16 shooting with seven assists, two rebounds and three turnovers in 36 minutes of action.

Farrakhan was 7-of-11 from the floor for his 15 points, while handing out four assists before fouling out.

Forward Quinn Slazinski added 20 and forward Josiah Harris came off the bench to tally 10 after attending graduation earlier in the day. Harris is just 19 years old and will now begin work on his master's degree.



GAME 32 - CINCINNATI

Game #11

Radford 66, West Virginia 65

Dec. 20, 2023 • WVU Coliseum

Morgantown, W.Va.

Radford 66 • 10-4,0-0 Big South

#	Player	Total		3-Ptr		Rebounds		PF	TP	A	TO	Bk	Stl	Min
		FG	FGA	FG	FGA	FT	FTA							
00	Justin Archer	f	4-5	0-0	4-4	4	7	11	2	12	0	1	0	0
10	Chandler Turner	f	4-9	1-3	0-0	1	8	9	3	9	1	0	0	35
01	DaQuan Smith	g	8-19	2-10	0-0	0	4	4	2	18	3	0	0	1
03	Kenyon Giles	g	5-14	2-8	0-0	1	1	2	1	12	1	1	0	1
14	Bryan Antoine	g	1-12	1-4	3-4	1	5	6	1	6	1	2	1	28
02	Trenton Walters	g	0-0	0-0	0-0	0	0	0	0	1	0	0	0	1
04	Truth Harris	g	2-5	1-4	2-4	0	2	2	2	7	4	2	1	20
11	Kyle Burns	g	0-1	0-0	0-0	0	0	0	0	1	0	0	0	0
21	D'Aunray Pierce	g	1-2	0-0	0-0	4	3	7	4	2	0	1	2	0
Team		1		4		5		1		2		0		200
Totals		25-67	7-29	9-12	12	34	46	17	66	10	7	4	5	200

FG % 1st Half: 12-37 32.4%	2nd half: 13-30 43.3%	Game: 25-67 37.3%	3FG % 1st Half: 3-16 18.8%	2nd half: 4-13 30.8%	Game: 7-29 24.1%	Deadball Rebounds 1
FT % 1st Half: 2-2 100.0	2nd half: 7-10 70.0%	Game: 9-12 75.0%				

West Virginia 65 • 4-7,0-0 Big South

#	Player	Total		3-Ptr		Rebounds		PF	TP	A	TO	Bk	Stl	Min
		FG	FGA	FG	FGA	FT	FTA							
11	Quinn Slazinski	f	2-10	0-4	0-0	0	7	7	1	4	3	1	1	25
13	Akok Akok	f	2-6	0-2	0-2	1	6	7	0	4	0	0	2	23
01	Noah Farrakhan	g	7-10	1-2	1-2	1	6	7	2	16	2	1	0	32
03	Kerr Kriisa	g	1-4	1-3	0-0	0	2	2	2	3	6	4	0	37
21	RaeQuan Battle	g	9-22	1-8	10-13	1	5	6	1	29	0	1	0	32
09	Ofri Naveh	g	2-2	1-1	0-0	1	2	3	3	5	1	0	0	12
14	Seth Wilson	g	0-1	0-0	0-0	0	0	0	0	0	0	0	0	5
22	Josiah Harris	g	0-2	0-1	0-0	0	0	3	1	0	0	0	0	17
24	Patrick Suemnick	g	2-4	0-0	0-0	1	0	1	2	4	0	0	0	17
Team		1		2		3		1		2		0		200
Totals		25-61	4-21	11-17	6	32	38	12	65	12	7	3	5	200

FG % 1st Half: 11-32 34.4%	2nd half: 14-29 48.3%	Game: 25-61 41.0%	3FG % 1st Half: 0-10 0.0%	2nd half: 4-11 36.4%	Game: 4-21 19.0%	Deadball Rebounds 2
FT % 1st Half: 6-9 66.7%	2nd half: 5-8 62.5%	Game: 11-17 64.7%				

Officials: Bret Smith,Rick Crawford,Gary Maxwell
Technical fouls: Radford-None, West Virginia-None.
Attendance: 9019
2023-24 Men's Basketball, Round: 0, Radford vs West Virginia, Played at WVU Co

Score by periods		1st	2nd	Total
Radford		29	37	66
West Virginia		28	37	65

Last FG - RAD 2nd-00:01, WVU 2nd-01:18.
Largest lead - RAD by 6 2nd-18:58, WVU by 5 2nd-06:40.
RAD led for 15:24, WVU led for 23:30. Game was tied for 01:06.

Recap

Daquan Smith's basket with 1.5 seconds left lifted Radford to a 66-65 come-from-behind victory over West Virginia in non-conference action at the WVU Coliseum.

The Mountaineers, playing without starting center Jesse Edwards and struggling to rebound the basketball, appeared to be in control of the game with three minutes left and leading 63-58. But three straight misses, two RaeQuan Battle and another by Noah Farrakhan, opened the door for the Highlanders to rally.

After Battle's second miss, Kenyon Giles answered with a 3 at the other end.

Misses by Farrakhan, Giles, Battle and then Radford's Bryan Antoine kept the score stuck at 63-61 when Eilert called timeout with 1:29. What came out of it was Farrakhan's difficult turnaround basket with 1:18 remaining to give the Mountaineers a 65-61 lead.

Smith took the ball to the basket and scored a layup with 56 seconds left.

West Virginia got a great look when Kerr Kriisa found Patrick Suemnick near the basket, but the forward was unable to get shot falling away from the rim to go down.

Antoine was fouled at the other end by Suemnick driving to the basket but was only able to get the first of two free throws to go down. Battle was fouled rebounding Antoine's miss, went to the free throw line to shoot a one-and-one, and watched his attempt roll off the rim with nine seconds left. Chandler Turner grabbed the rebound, got the ball to Smith on the wing and after mishandling the ball, he was able to regain control and get his shot to fall with 0.6 seconds showing on the clock.

Officials added nine-tenths of a second, but all WVU could get was a long 3-point try from Battle that missed everything.

The ending spoiled a 29-point season debut by Battle, whose transfer waiver denial required him to sit out the first nine games of the season. A stomach virus before the loss at Massachusetts delayed his debut another five days.

The Montana State transfer made 9-of-22 from the floor, 1-of-8 from 3, and 10-of-13 from the free throw line in his first WVU appearance.

Farrakhan, an Eastern Michigan transfer who made his season debut last Saturday with 15 points, followed that up with 16 points tonight.

The other seven players who got into the game for West Virginia contributed a combined 20 points on 9-of-29 shooting. WVU was outrebounded 46-38 and missed six of its 17 free throw attempts, three of those coming in the second half.

Game #12

West Virginia 91, Toledo 81

Dec. 23, 2023 • WVU Coliseum

Morgantown, W.Va.

Toledo 81 • 6-6,0-0 MAC

#	Player	Total	3-Ptr	Rebounds					PF	TP	A	TO	Bk	Stl	Min
		FG-FGA	FG-FGA	FT-FTA	Off	Def	TP	PF	TP	A	TO	Bk	Stl	Min	
01	Javan Simmons	f	6-10	0-0	2-3	4	2	6	3	14	1	2	0	0	31
03	Sonny Wilson	g	0-1	0-0	0-0	0	0	0	0	0	2	0	0	0	15
11	Sam Lewis	g	0-1	0-1	0-0	1	1	0	0	0	1	1	0	0	10
21	Darius Maddox Jr.	g	2-7	0-0	2-7	14	4	1	12	14	1	1	1	0	27
23	Tyler Cochran	g	5-11	0-1	2-4	2	4	6	5	12	1	1	1	2	27
00	Ra'Heim Moss	g	8-17	1-3	4-5	0	5	5	5	21	1	4	0	2	28
02	Bryce Ford	g	4-7	2-3	0-0	0	4	4	1	10	1	0	0	1	26
13	Andre Lorentsson	g	2-4	2-4	2-2	1	1	2	3	8	0	0	0	1	15
24	Grigor Bercit	g	1-1	0-0	0-0	2	0	2	2	2	0	0	0	0	9
	Team					3	0	0							
	Totals		32-69	7-19	10-14	12	22	34	23	81	10	10	3	6	200

Game #13

Ohio State 78, West Virginia 75 OT

**Dec. 30, 2023 • Rocket Mortgage FieldHouse
Cleveland, Ohio • Legends of Basketball Showcase**

West Virginia 75 • 5-8,0-0 Big 12

#	Player	Total		3-Ptr		Rebounds		FT-FTA		Off Def Tot		PF TP		A TO Blk Stl		Min	
		FG	FGA	FG	FGA	FT	FTA	Off	Def	Def	Tot	PF	TP	A	TO		Blk
11	Quinn Slazinski	r	4-12	0-3	3-3	2	6	8	4	11	3	1	0	0	0	0	39
13	Akok Akok	f	1-2	0-0	0-0	2	2	4	3	2	1	1	0	0	0	0	18
01	Noah Farrakhan	g	8-18	1-4	2-4	0	4	4	5	19	2	4	0	0	0	0	33
01	Kerr Kiriisa	g	2-8	1-5	0-1	0	4	4	3	5	5	2	0	0	0	0	39
21	RaeQuan Battle	g	9-19	3-8	3-4	7	10	3	24	1	2	0	0	3	2	0	29
02	Kobe Johnson	g	0-3	0-0	0-0	1	1	2	0	0	1	0	1	0	1	0	13
09	Offri Naveh	c	0-0	0-0	0-0	0	1	0	0	0	1	0	0	0	0	0	4
14	Seth Wilson	c	0-0	0-0	0-0	0	0	0	0	0	0	1	0	0	0	0	3
22	Josiah Harris	g	1-3	0-2	3-3	1	6	7	1	5	0	0	0	0	0	0	20
24	Patrick Suemnick	g	4-4	0-0	1-1	3	2	5	2	9	1	1	0	0	0	0	27
Team						1	1	2									
Totals			29-69	5-22	12-16	13	34	47	21	75	14	2	3	22	5	0	0

FG % 1st Half: 8-25 32.0%	2nd half: 17-36 47.2%	OT: 4-8 50.0%	Game: 29-69 42.0%	Deadball Rebounds 1,1
3FG % 1st Half: 2-8 25.0%	2nd half: 3-12 25.0%	OT: 0-2 0.0%	Game: 5-22 22.7%	
FT % 1st Half: 8-10 80.0%	2nd half: 2-3 66.7%	OT: 2-3 66.7%	Game: 12-16 75.0%	

Ohio St. 78 • 11-2,1-1 Big Ten

#	Player	Total		3-Ptr		Rebounds		FT-FTA		PF		A		Blk	Stl	Min
		FG	FGA	FG	FGA	FT	FTA	Off	Def	Off	Def	A	TO			
10	Jamison Battle	r	6-15	5-11	0-0	4	5	9	1	17	1	0	0	0	0	36
34	Felix Okpara	c	3-5	0-0	2-2	2	3	5	2	8	0	1	3	0	0	27
01	Roddy Gayle Jr.	g	11-21	3-7	7-10	1	5	6	3	32	5	3	0	1	38	
02	Bruce Thornton	g	4-13	2-6	1-3	2	6	8	5	11	4	1	0	3	40	
12	Evan Mahaffey	g	0-2	0-1	2-4	4	5	9	2	2	4	0	0	2	21	
00	Scotty Middleton	g	1-8	1-4	0-0	0	0	0	0	1	3	3	0	0	2	15
04	Dale Bonner	c	0-5	0-3	0-0	1	2	3	0	0	0	0	0	0	1	24
21	Devlin Royal	g	0-1	0-1	0-2	0	1	1	2	0	1	0	0	0	0	6
23	Zed Key	g	1-3	0-0	3-4	1	0	1	1	5	0	0	0	1	0	18
	Team					3	2	5								
Totals			26-73	11-33	15-25	18	29	47	19	78	15	11	4	9	22	5

FG % 1st Half: 10-37 27.0%	2nd half: 12-30 40.0%	OT: 4-6 66.7%	Game: 26-73 35.6%	Deadball Rebounds 4,1
3FG % 1st Half: 2-15 13.3%	2nd half: 6-15 40.0%	OT: 3-3 100.0%	Game: 11-33 33.3%	
FT % 1st Half: 6-9 66.7%	2nd half: 7-8 87.5%	OT: 2-8 25.0%	Game: 15-25 60.0%	

Officials: Brett Smith,Keith Kimble,Paul Szalc
Technical fouls: West Virginia-None, Ohio St.-None.
Attendance: 12,211
2023-24 Men's Basketball, Round: 0, Ohio St. vs West Virginia, Played at In

2023-24 Men's basketball. Round: 0. Ohio St. Vs West Virginia. Played at Kocke

Score by periods	1st	2nd	OT	Total	In	Off	2nd	Fast		
West Virginia	26	39	10	75	Points	Paint	T/O	Chance	Break	Bench
					36	7	13	14	14	
Ohio St.	28	37	13	78	OSU	26	16	14	11	8

Last FG - WVU OT-00:50, OSU OT-02:11.
Largest lead - WVU by 3 1st-19:39, OSU by 14 1st-07:59.
WVU led for 00:32, OSU led for 41:20. Game was tied for 02:48.

Recap

West Virginia took Ohio State to overtime, but the Buckeyes made enough plays down the stretch to hold on for a 78-75 victory over the Mountaineers at Rocket Mortgage FieldHouse in Cleveland, Ohio, as part of the Legends of Basketball Showcase triple-header.

The nightcap appeared headed toward a Buckeye rout when Ohio State took an early 24-10 lead, but WVU switched to a 2-3 zone defense and outscored the Buckeyes 16-4 over the final eight minutes of the first half to trail 28-26 at intermission.

The Buckeyes (11-2) outscored WVU 12-4 during a four-minute stretch to begin the second half, pushing their lead back to 10, 40-30, but the Mountaineers kept hanging around.

A Josiah Harris three-point play reduced Ohio State's lead to four, 42-38, with 13:10 left and then Noah Farrakhan's turnaround jumper two minutes later made it a two-point game.

Ohio State answered with five quick points and then Scotty Middleton's 3 gave the Buckeyes an eight-point lead, 50-42, with 9:38 to go.

West Virginia fought back once more, the Mountaineers getting a pair of baskets from Farrakhan and a 3 from RaeQuan Battle to keep it a one-possession game.

The Buckeyes got their lead back to nine, 58-49, with 6:59 remaining yet couldn't close the door. Patrick Suemnick's three-point play and then a pair of Suemnick baskets 45 seconds apart tied the game at 65 with 29 seconds remaining.

Ohio State called timeout with 18 seconds left to draw up a game-winning shot, but Roddy Gayle Jr.'s turnaround jumper in the paint came up short.

The extra session saw Ohio State use the 3-ball to build its lead. Jamison Battle began overtime with a 3 from the wing, Gayle added another triple and Bruce Thornton hit a third with 2:03 left to push Ohio State's margin back to six, 77-71.

RaeQuan Battle's two free throws reduced the lead to four, and then he came up with a steal and a dunk to make it a one-possession game with 50 seconds left.

From here, neither team could cash in at the free throw line. Ohio State's Evan Mahaffey missed a pair with 20 seconds left and then Thornton opted to foul Kerr Kriisa with 12 seconds remaining and the Buckeyes leading by three.

Kriisa missed the front end of the one-and-one, Jamison Battle grabbed the rebound and Ohio State was able to run out the clock.

Ohio State made just 2-of-15 from behind the arc in the first half before discovering its shooting stroke after intermission. The Buckeyes hit 9-of-19 for the remainder of the game to finish 11-of-34 overall.

West Virginia could only make on 5 of its 22 triples.



GAME 32 - CINCINNATI

Game #14

No. 3/3 Houston 89, West Virginia 55

**Jan. 6, 2024 • Fertitta Center
Houston, Texas**

West Virginia 55 • 5-9,0-1 Big 12

#	Player	f	Total		3-Ptr		Rebounds		FT-FTA		Off Def Tot		PF	TP	A TO Blk Stl			Min
			FG	FGA	FG	FGA	FT	FTA	Off	Def	Off	Def			Off	Def	A	
11	Quinn Slazinski	f	3-11	1-7	1-1	0	1	1	0	8	0	1	0	0	0	0	21	
13	Akok Akok	f	1-2	1-1	1-2	2	3	5	1	4	1	1	4	0	0	0	18	
01	Noah Farrakhan	g	4-12	0-2	1-2	1	2	3	4	9	2	0	0	1	25			
03	Kerr Kriisa	g	2-4	1-3	2-2	0	1	1	7	1	3	0	0	0	26			
21	RaeQuan Battle	g	1-9	0-3	2-4	1	2	3	4	1	3	0	0	0	23			
02	Kobe Johnson	g	0-3	0-2	2-2	0	0	0	0	2	2	0	0	0	15			
05	Jeremiah Embury	g	0-1	0-0	0-0	1	0	1	0	0	0	1	0	0	2			
09	Offri Naveh	g	0-1	0-1	0-0	0	0	0	0	0	0	0	1	0	3			
14	Seth Wilson	c	1-4	1-3	2-2	0	3	3	2	5	0	0	0	0	21			
22	Josiah Harris	g	0-1	0-1	4-4	1	5	6	2	4	3	1	0	1	18			
24	Patrick Suemnick	g	6-8	0-0	0-1	3	2	5	2	12	0	0	0	1	28			
Team						4	2	6										
Totals			18-56	4-23	15-20	13	21	34	15	55	10	12	5	3	200			

FG % 1st Half: 8-31 25.8%	2nd half: 10-25 40.0%	Game: 18-56 32.1%	Deadball Rebounds 1
3FG % 1st Half: 3-16 18.8%	2nd half: 1-7 14.3%	Game: 4-23 17.4%	
FT % 1st Half: 3-5 60.0%	2nd half: 12-15 80.0%	Game: 15-20 75.0%	

Houston 89 • 14-0,1-0 Big 12

Houston 89 • 14-0, 1-0 Big 12																			
#	Player	Total		3-Ptr		Rebounds				FT-FTA		Off Def Tot		PF TP		A TO Blk Stl		Min	
		FG	FGA	FG	FGA	FT	FTA	Off	Def	Off	Def	Off	Def	Off	Def	A	TO		Blk
05	Ja'Vier Francis	r	6-8	0-0	1-1	2	3	5	2	13	0	1	2	0	17				
13	J'wan Roberts	c	4-10	0-1	1-2	0	3	3	9	1	0	0	1	28					
01	Jamal Shead	g	4-9	0-1	0-0	2	3	5	0	8	11	1	4	1	30				
04	LJ Cryer	g	7-12	4-7	2-2	1	2	3	1	20	1	0	1	2	31				
01	Emanuel Sharp	g	3-4	1-2	1-1	2	5	7	3	8	0	2	0	3	21				
02	Cedric Lusk	c	0-0	0-0	0-0	0	0	0	0	1	0	0	0	0	2				
03	Ramon Walker Jr.	g	2-2	1-1	0-0	1	4	5	1	5	0	0	0	1	15				
08	Mylik Wilson	g	2-5	1-1	1-2	0	1	1	6	1	0	0	0	13					
11	Damian Dunn	g	4-8	2-5	4-4	0	3	3	14	1	0	2	0	23					
20	Ryan Elvin	c	0-2	0-0	0-0	0	1	1	0	1	0	0	0	2					
25	Joseph Tugler	g	2-4	0-0	2-2	1	4	5	4	6	0	1	0	2	18				
Team						2	0	2											
Totals			34-64	9-18	12-14	11	29	40	19	89	16	5	9	10	200				

FG % 1st Half: 19-33 57.6%	2nd half: 15-31 48.4%	Game: 34-64 53.1%	Deadball Rebounds 0
3FG % 1st Half: 5-9 55.6%	2nd half: 4-9 44.4%	Game: 9-18 50.0%	
FT % 1st Half: 5-5 100.0%	2nd half: 7-9 77.8%	Game: 12-14 85.7%	

Officials: Christopher Merlo,Rick Crawford,Keith Kimble
Technical fouls: West Virginia-None, Houston-None.
Attendance: 7,887
2023-24 Men's Basketball, Round: 0, Houston vs West Virginia, Played at Fertit

Officials: Christopher Merlo,Rick Crawford,Keith Kimble															
Technical fouls: West Virginia-None. Houston-None.															
Attendance: 7387															
2023-24 Men's Basketball. Round: 0. Houston vs West Virginia. Played at Fertit															
Score by periods				1st 2nd OT Total				Points				In Off 2nd Fast			
												Paint T/O Chance Break Bench			
West Virginia				22 33 10 65				WVU				20 5 8 10 23			
Houston				48 41 89				UH				48 14 17 4 31			

Last FG - WVU 2nd-01:02, UH 2nd-00:48.
Largest lead - WVU None, UH by 28 2nd-13:03.
WVU led for 00:00, UH led for 39:19. Game was tied for 00:41.

Recap

Third-ranked Houston got 20 points from Baylor transfer LJ Cryer and used a suffocating defense to defeat West Virginia 89-55 at the Fertitta Center in Houston, Texas.

It was Houston's first-ever Big 12 game. Ja'Vier Francis contributed 13 points and Jamal Shead handed out 11 assists for the Cougars.

"The way they play it's not a good matchup for us, by any means," West Virginia coach Josh Eilert said. "You look at the rebounding and we ended up 40-34, which is better than I thought it would be, but they just made shots."

Houston jumped on West Virginia early and got a double-digit lead at the 10-minute mark of the first half on Cryer's pullup jumper. Then, the Cougars used an 11-2 run over the next five minutes to build a 36-15 lead with 4:23 remaining in the first half.

The Cougars got it to 27 on Cryer's 3-point

Game #16

West Virginia 76, No. 25/RV Texas 73

Jan. 13, 2024 • WVU Coliseum

Morgantown, W.Va.

Texas 73 • 12-4,1-2 Big 12

#	Player	Total	FG-FGA	3-Pr	Rebounds	PF	TP	A	TO	Bk	Stl	Min
01	Dylan Disu	7-12	2-4	2-3	1 5 6	5	18	1	4	0	2	28
02	Dillon Mitchell	4-7	0-0	0-0	0 4 4	3	8	0	2	0	1	32
03	Brook Cunningham	0-2	0-1	2-2	3 1 4	5	2	2	1	0	1	30
04	Max Abmas	9-17	7-13	7-8	2 0 2	4	32	3	5	0	3	37
05	Tyrese Hunter	2-6	0-2	0-0	0 2 2	1	4	1	4	1	1	21
06	Chendall Weaver	1-2	0-1	3-6	2 0 2	3	5	0	1	0	1	18
05	Kadin Shedrick	0-1	0-0	0-0	0 0 0	2	0	0	0	0	0	4
09	Ithiel Horton	0-3	0-1	0-0	0 3 3	2	0	0	1	0	0	16
31	Ze'vik Onyema	1-3	0-0	2-2	1 7 8	3	4	0	3	1	0	14
	Team				0 0 0							
	Totals	24-53	9-22	16-21	9 22 31	28	73	7	22	2	9	200

FG % 1st Half: 10-26 38.5% 2nd half: 14-27 51.9% Game: 24-53 45.3%
3FG % 1st Half: 3-10 30.0% 2nd half: 6-12 50.0% Game: 9-22 40.9%
FT % 1st Half: 5-6 83.3% 2nd half: 11-15 73.3% Game: 16-21 76.2%

West Virginia 76 • 6-10,1-2 Big 12

#	Player	Total	FG-FGA	3-Pr	Rebounds	PF	TP	A	TO	Bk	Stl	Min
				FG-FTA	Off Def Tot							
22	Josh Harris	f 1-1	0-0	0	1 2 3	1	2	0	2	0	1	16
24	Patrick Suemnick	5-7	0-0	6-12	5 1 6	1	16	1	0	0	1	27
02	Kobe Johnson	g 1-2	0-0	3-4	0 3 0	5	3	4	0	1	1	24
03	Kerr Kriisa	g 4-10	4-8	2-2	0 4 1	14	2	3	0	0	2	26
21	RaeQuan Battle	5-11	0-3	4-4	1 3 4	4	14	2	2	1	2	26
01	Noah Farrakhan	1-8	0-0	3-4	1 6 7	2	5	2	1	0	1	22
09	Ofri Naveh	0-0	0-0	0-2	1 0 1	1	0	0	0	0	0	22
11	Quinn Slazinski	2-4	2-3	7-10	1 1 2	3	13	1	3	0	0	23
13	Akok Akok	2-3	1-2	2-3	0 1 1	2	7	0	0	1	0	16
14	Seth Wilson	0-1	0-1	0-0	0 0 0	0	0	1	0	2	10	10
	Team				0 1 1							
	Totals	21-47	7-17	27-41	10 22 32	15	76	11	16	2	10	200

FG % 1st Half: 11-28 39.3% 2nd half: 10-19 52.6% Game: 21-47 44.7%
3FG % 1st Half: 3-12 25.0% 2nd half: 4-5 80.0% Game: 7-17 41.2%
FT % 1st Half: 5-8 62.5% 2nd half: 22-33 66.7% Game: 27-41 65.9%

Officials: Tyler Kumpf,Darron George,Gary Maxwell
Technical fouls: Texas-None, West Virginia-None.
Attendance: 11565
2023-24 Men's Basketball, Round: 0, Texas vs West Virginia, Played at WVU Coli

Score by periods	1st	2nd	Total
Texas	28	45	73
West Virginia	30	46	76

Last FG - T 2nd-00:04, WVU 2nd-00:05.
Largest lead - T by 3 1st-05:24, WVU by 11 2nd-05:45.
T led for 07:43, WVU led for 28:58. Game was tied for 03:19.

Recap

West Virginia got a career-high 16 points from Patrick Suemnick to knock off 25th-ranked Texas 76-73 at the WVU Coliseum.

Suemnick, who recently got into the starting lineup, made 5 of his 7 field goal attempts, including a couple of pretty one-handed reverse dunks; made 6 of 12 from the free throw line and grabbed six rebounds.

Kerr Kriisa and RaeQuan Battle contributed 14 each, while Quinn Slazinski added 13 coming off the bench.

The outcome of the game was determined at the free throw line where West Virginia got 20 more attempts than the Longhorns. Texas was over the foul limit with 11:34 left in the game and WVU cashed in, making 11 of its final 15 free throws.

Texas (12-4, 1-2) turned the ball over 22 times and despite having a significant size advantage over West Virginia, was outrebounded by one, 32-31.

Kriisa's 3-point shooting in the first half kept West Virginia in the game, but forward Akok Akok hit perhaps the biggest 3 from near the Mountaineer bench to give WVU a 52-46 lead with 10:05 left.

Akok also recorded a big block when Max Abmas tried to score close to the basket and then recorded a dunk at the other end with 45.2 seconds left to give WVU a 70-65 lead.

West Virginia's biggest lead was 11, 59-48, with 5:45 remaining on a pair of Slazinski free throws.

Abmas, who finished with a game-high 32 points, kept Texas within reach on 3s with 2:29 left, with 1:30 left and with 22 seconds left to make it a one-possession game.

After the Abmas 3 and Texas' 30-second timeout, West Virginia broke full-court pressure leading to two Slazinski free throws. Abmas made two free throws at the other end with 14 seconds left, and once again, WVU got through pressure leading to a pair of Battle free throws one second later.

Abmas, trying to maneuver into position to try another 3, dribbled the ball off his foot at midcourt and into the arms of Slazinski, who was fouled by Abmas with nine seconds left. Slazinski made the first of two and Abmas ended the game with his seventh 3.

Texas was only able to get four minutes out of starting center Kadin Shedrick, who has been dealing with back spasms.

Disu chipped in with 18 points on 7-of-12 shooting before he fouled out with 2:16 remaining.

The Longhorns shot just 45.3% for the game and was outscored 25 to 9 by West Virginia's bench.

The Mountaineers shot 53% in the second half and 44.7% overall for the game.

Game #17

No. 15/16 Oklahoma 77, West Virginia 63

Jan. 17, 2024 • Lloyd Noble Center

Norman, Okla.

West Virginia 63 • 6-11,1-3 Big 12

#	Player	Total	FG-FGA	3-Pr	Rebounds	PF	TP	A	TO	Bk	Stl	Min
22	Joshiah Harris	3-4	2-3	0-1	0 1 1	2	8	1	0	1	1	17
24	Patrick Suemnick	2-2	0-0	5-6	3 4 7	0	9	0	4	1	2	31
02	Kobe Johnson	2-4	2-2	0-0	0 2 0	2	6	1	3	0	2	23
03	Kerr Kriisa	1-5	0-4	2-2	0 2 2	4	4	4	4	0	0	27
21	RaeQuan Battle	4-13	2-8	2-4	0 1 1	2	12	0	2	0	1	28
09	Noah Farrakhan	6-11	1-2	1-1	0 0 0	3	14	2	1	0	2	23
01	Ofri Naveh	0-0	0-0	0-0	0 0 0	3	0	0	1	0	0	3
11	Quinn Slazinski	3-6	0-3	4-6	0 5 5	2	10	2	0	0	1	29
13	Akok Akok	0-1	0-1	0-0	0 3 3	1	0	0	0	1	0	11
14	Seth Wilson	0-0	0-0	0-0	0 0 0	0	0	0	0	0	0	8
	Team				0 0 0							
	Totals	21-46	7-23	14-20	3 16 19	19	63	10	16	3	9	200

FG % 1st Half: 9-23 39.1% 2nd half: 12-23 52.2% Game: 21-46 45.7%
3FG % 1st Half: 3-11 27.3% 2nd half: 4-12 33.3% Game: 7-23 30.4%
FT % 1st Half: 4-4 100.0 2nd half: 10-16 62.5% Game: 14-20 70.0%

Oklahoma 77 • 14-3,2-2 Big 12

#	Player	Total	FG-FGA	3-Pr	Rebounds	PF	TP	A	TO	Bk	Stl	Min
10	Sam Godwin	1-2	0-0	0-0	3 2 5	4	2	1	4	0	2	16
14	Jalon Moore	7-11	0-1	2-3	2 3 5	1	16	2	3	0	1	26
02	Javian McCollum	2-4	1-2	8-8	1 1 2	0	13	5	4	0	1	29
03	Otega Oweh	5-16	0-2	2-5	3 7 10	1	12	0	1	0	5	28
12	Milos Uzan	3-7	1-4	1-2	0 4 4	1	8	5	2	0	0	36
00	Le'Tre Dardthard	1-3	1-3	0-0	0 3 3	1	3	0	1	0	1	18
01	John Hugley IV	2-3	0-0	4-6	0 1 1	3	8	2	1	0	0	19
05	Rivaldo Soares	3-4	2-3	5-6	1 2 3	2	13	1	2	0	1	24
45	Luke Northweather	1-1	0-0	0-0	0 0 0	0	2	0	0	0	0	4
	Team				0 0 0							
	Totals	25-51	5-15	22-30	10 23 33	13	77	16	19	0	11	200

FG % 1st Half: 11-29 37.9% 2nd half: 14-22 63.6% Game: 25-51 49.0%
3FG % 1st Half: 3-10 30.0% 2nd half: 2-5 40.0% Game: 5-15 33.3%
FT % 1st Half: 4-4 100.0 2nd half: 18-26 69.2% Game: 22-30 73.3%

Officials: Owen Shortt,Micheal Greenstein,Doug Simons
Technical fouls: West Virginia-Noah Farrakhan; Ofri Naveh, Oklahoma-Javian McCollum.
Attendance: 6835
2023-24 Men's Basketball, Round: 0, Oklahoma vs West Virginia, Played at Lloyd

Score by periods	1st	2nd	Total
West Virginia	25	38	63
Oklahoma	29	48	77

Last FG - WVU 2nd-00:29, OU 2nd-03:12.
Largest lead - WVU by 5 1st-08:13, OU by 19 2nd-07:52.
WVU led for 09:59, OU led for 28:58. Game was tied for 01:43.

Recap

No. 15 Oklahoma used a dominant inside performance in the second half to defeat West Virginia 77-63 at the Lloyd Noble Center in Norman, Oklahoma.

The Sooners scored 40 points in the paint, 24 of those in the second half.

Oklahoma controlled the glass, 33 to 19, and limited West Virginia to just three field goals over the first six minutes of the second half to take control of the game.

OU's lead swelled to 11 on John Hugley IV's two free throws, and then to 15 on Rivaldo Soares' 3-pointer with 10:51 remaining.

The Sooners' biggest lead was 19 points with 7:52 left and never dipped below 12.

"The things that stand out most to me are fast-break points and second-chance points, not to mention the rebounds," West Virginia coach Josh Eilert said. "We didn't rebound it whatsoever. We credited the win against Texas and the way we approached the game in terms of everyone's got one and take away all those second-chance points."

Forward Jalon Moore led all scorers with 16 points on 7-of-11 shooting. The Georgia Tech transfer grabbed five rebounds, assisted on two baskets and made two of his three free throw attempts.

Soares and guard Javian McCollum contributed 13 points each while sophomore guard Otega Oweh finished with 12 points and 10 rebounds.

Oklahoma shot 63.6% in the second half (14 of 24) primarily because of its decision to get the ball close to the basket. In the first half, the Sooners shot just 37.9% with seven of those misses coming from behind the 3-point arc.

Oklahoma scored on 36 of its 70 offensive possessions in a game with just three lead changes and two ties.

West Virginia's last lead was 18-16 with 6:16 left in the first half.

Guard Noah Farrakhan led the Mountaineers with 14 points on 6 of 11 shooting. RaeQuan Battle added 12 but struggled from the field by connecting on only 4 of his 13 shot attempts.

Quinn Slazinski was the only other WVU player to reach double figures with 10.

The Mountaineers made 21 of their 46 field goal attempts for 45.7%, including 7 of 23 from 3-point range for 30.4%, and turned the ball over 16 times leading to 16 OU points.

"We weren't there tonight. We were a step slow," Eilert said. "Our minds were a step slow. Our bodies were a step slow and we didn't get any 50-50 balls."

Game #18

West Virginia 91, No. 3/4 Kansas 85

Jan. 20, 2024 • WVU Coliseum

Morgantown, W.Va.

Kansas 85 • 15-3,3-2 Big 12

#	Player	Total	FG-FGA	3-Pr	Rebounds	PF	TP	A	TO	Bk	Stl	Min
24	KJ Adams, Jr.	4-6	0-0	3-5	1 3 4	2	11	3	2	0	0	39
01	Hunter Dickinson	7-14	0-2	5-6	2 3 5	2	19	5	4	2	2	36
03	Dajuan Harris Jr.	2-5	0-2	0-0	0 0 0	3	4	5	0	1	5	36
10	Johnny Furphy	4-12	3-9	2-2	2 5 7	4	13	3	0	0	0	31
15	Kevin McCullar Jr.	10-14	2-4	2-3	0 4 4	3	24	5	1	0	0	32
11	Jamar McDowell	0-0	0-0	0-0	0 0 0	1	0	0	0	0	0	0+
13	Elmarko Jackson	1-2	0-1	0-0	0 1 1	2	2	0	0	0	0	8
23	Parker Braun	0-0	0-0	0-0	0 0 0	1	0	0	0	0	0	4
25	Nicolas Timberlake	4-7	2-5	2-2	0 1 1	1	12	1	0	0	0	14
	Team				0 0 0							
	Totals	32-60	7-23	14-18	5 17 22	19	85	22	7	3	8	200

FG % 1st Half: 19-31 61.3% 2nd half: 13-29 44.8% Game: 32-60 53.3%
3FG % 1st Half: 6-12 50.0% 2nd half: 6-12 50.0% Game: 7-23 30.4%
FT % 1st Half: 7-9 77.8% 2nd half: 7-9 77.8% Game: 14-18 77.8%

West Virginia 91 • 7-11,2-3 Big 12

#	Player	Total	FG-FGA	3-Pr	Rebounds	PF	TP	A	TO	Bk	Stl	Min
					Off	Def						
13	Akok Akok	f 2-4	1-2	0-0	0	1 1	1	5	1	0	0	18
24	Patrick Suemnick	f 8-15	0-0	4-6	4	2 6	4	20	2	2	0	1 34
02	Kobe Johnson	g 3-4	1-2	0-0	0	0 0	1	7	1	1	0	27
03	Kerr Kriisa	g 4-6	3-4	4-4	0	3 3	15	3	6	0	2	26
21	RaeQuan Battle	f 7-14	3-7	6-7	2	7 9	3	23	2	1	1	0 30
01	Noah Farrakhan	g 0-5	0-0	4-4	1	3 4	1	4	6	1	0	0 18
11	Quinn Slazinski	g 2-5	1-3	3-4	2	3 5	3	8	3	2	0	0 28
14	Seth Wilson	g 3-3	3-3	0-0	0	3 3	2	9	0	0	0	0 15
22	Josiah Harris	g 0-0	0-0	0-0	0	0 0	0	0	1	0	0	0 4
	Team											
Totals		29-56	12-21	21-25	9	22 31	18	91	19	13	2	3 200

FG: 16.3%, 3-Pr: 12.2%, Rebs: 22.5%, PF: 20.5%, TP: 19.3%

Game #19

UCF 72, West Virginia 59

**Jan. 23, 2024 • Addition Financial Arena
Orlando, Fla.**

West Virginia 59 • 7-12,2-4 Big 12

#	Player		Total		3-Ptr		Rebounds								
			FG	FGA	FG	FGA	FT	FTA	Off	Def	TP	P	A	To	Blk
13	Akok Akok	f	3-5	1-3	0-0	1	2	3	0	7	0	0	2	0	20
24	Patrick Suemnick	f	0-6	0-0	0-2	2	2	4	5	0	0	3	1	0	27
02	Kobe Johnson	g	0-3	0-1	0-0	0	0	0	1	0	3	1	1	0	19
21	Kerr Kriisa	g	3-10	3-8	0-0	0	3	3	0	9	5	3	0	3	37
21	RaeQuan Battle	g	2-6	0-2	1-1	0	2	5	5	0	1	2	1	1	19
01	Noah Farrakhan	g	3-10	0-1	2-3	0	3	3	2	8	3	2	0	0	22
09	Ofri Naveh	g	0-1	0-1	1-2	1	3	4	0	1	1	0	0	0	5
11	Quinn Slazinski	g	2-3	1-1	2-2	0	3	3	1	7	0	1	0	0	15
14	Seth Wilson	g	3-6	1-3	0-0	0	1	3	7	1	0	0	0	0	16
22	Josiah Harris	g	5-8	5-8	0-0	1	7	8	1	15	1	0	1	0	20
Team								1	2	3					
Totals			21-58	11-28	6-10	6	23	34	18	59	14	11	7	4	200
FG % 1st Half: 8-26			30.8%		2nd half: 13-32		40.6%		Game: 21-58		36.2%				Deadball
3FG % 1st Half: 4-10			40.0%		2nd half: 7-18		38.9%		Game: 11-28		39.3%				Rebounds
FT % 1st Half: 4-7			57.1%		2nd half: 2-3		66.7%		Game: 6-10		60.0%				1

UCF 72 • 12-6,3-3 Big 12

#	Player	r	Total		3-Ptr		Rebounds		PF	TP	A	T	Blk	Stl	Min	
			FG	FGA	FG	FGA	FT	FTA								Off
11	Ibrahim Diallo	r	4-9	0-0	6-6	4	8	12	1	14	0	1	4	1	22	
21	C.J. Walko	f	2-6	0-2	2-3	0	6	6	2	6	3	1	0	1	23	
02	Shemarri Allen	g	1-6	0-1	0-1	1	3	4	1	2	5	3	2	4	29	
03	Darius Johnson	g	1-8	1-6	4-4	0	4	4	1	7	2	2	0	1	34	
24	Jaylin Sellers	g	5-11	3-6	5-6	2	3	5	4	18	2	3	0	1	27	
01	Antwann Jones	g	5-7	1-1	2-2	1	0	1	0	13	3	0	1	1	25	
05	Omara Payne	g	1-2	1-1	0-0	0	6	6	2	3	0	0	0	0	16	
13	Marchus Avery	g	0-0	0-0	0-0	0	1	1	0	0	0	0	0	0	2	
22	Nile Machowski	g	0-0	0-0	0-0	0	0	0	0	0	0	0	0	0	4	
31	Thierno Sylla	g	3-10	1-5	2-3	1	3	4	1	9	0	0	0	1	18	
Team							2									
Totals			22-59		7-22		21-25		11		34		45		12	
FG % 1st Half: 11-30			36.7%		2nd half: 11-29			37.9%		Game: 22-59			37.3%		Deadball	
3FG % 1st Half: 5-13			38.5%		2nd half: 2-9			22.2%		Game: 7-22			31.8%		Rebounds	
FT % 1st Half: 10-14			71.4%		2nd half: 11-11			100.0		Game: 21-25			84.0%		7	

Officials: Marques Pettigrew,Rick Crawford,Gary Maxwell

Technical fouls: West Virginia-RaeQuan Battle 2, UCF-None.

Attendance: 8882

2023-24 Men's Basketball. Round: 0. UCF vs West Virginia. Played at Addition F

Score by periods	1st	2nd	Total
West Virginia	24	35	59
UCF	37	35	72

Last FG - WVU 2nd-00:33, UCF 3rd-01:17.

Largest lead - WVU None, UCF by 21 2nd-10:41.

WVU led for 00:00, UCF led for 39:14, Game was tied for 00:46.

Recap

UCF made twice as many free throws as West Virginia attempted to defeat the Mountaineers 72-59 at Addition Financial Arena in Orlando, Florida.

The Knights converted just one more field goal than the Mountaineers (22 to 21) but made a steady march to the foul line where they cashed in. UCF hit 21 of 25, compared to just 6 of 10 for WVU in a game that saw guard RaeQuan Battle's night end with 10:52 left when he was called for a double technical foul and was ejected from the game.

Battle, West Virginia's leading scorer, finished with just 5 points on 2 of 6 shooting.

No starter scored more than Kerr Kriisa's 9 points and Josiah Harris came off the bench to score a career-high 15 points on five 3-point field goals to lead WVU. He also added a team-high eight rebounds.

UCF, which led by as many as 21 points near the midway point of the second half, never trailed after starting the game on an 8-0 run.

The Knights outscored West Virginia 26 to 16 in the paint, 24 to 6 in fastbreak points and 18 to 5 off turnovers. UCF had a 45 to 34 advantage on the glass, made 10 steals, forced 11 turnovers and limited West Virginia to just 36.2% shooting, the Mountaineers connecting on just 21 of their 58 field goal attempts.

Forward Patrick Suemnick, coming off a career-high 20 points in the win against No. 3 Kansas, failed to score tonight by missing all six of his field goal attempts before fouling out late in the game.

Jaylin Sellers paced UCF with 18 points, Ibrahima Diallo contributed 14 points and a game-high 12 rebounds while Antwann Jones finished with 13.

“You look back at the UMass game and you look back at the Houston game, I worry so much about freedom of movement and we’re not the biggest, strongest dudes on the block and that’s the type of game (UCF) plays,” Eilert said. “If you don’t have a lot of freedom of movement and you can’t go downhill on people when they’re hip checking you and steering you, it’s a hard game to create advantages.

“They played downhill, and we were going side-to-side and that was probably the difference in the game,” Eilert added.

Jesse Edwards, who dressed for last week’s game against Kansas but did not see the court, was dressed again as he tries to come back from a wrist injury. Edwards missed his ninth straight game since fracturing his wrist in the Massachusetts loss on Dec. 16.

Game #20

Oklahoma State 70, West Virginia 66

**Jan. 27, 2024 • Gallagher-Iba Arena
Stillwater, Okla.**

West Virginia 66 • 7-13,2-5 Big 12

#	Player	Total		3-Ptr		Rebounds		PF	TP	A	T	Blk	Stl	Min	
		FG	FGA	FG	FGA	FT	FTA								
13	Akok Akok	f	2-4	0-2	2-2	1	1	2	0	6	0	1	1	0	18
24	Patrick Suemnick	f	1-2	0-0	0-0	1	1	2	2	2	1	0	0	1	14
02	Kobe Johnson	g	1-3	0-1	0-0	0	1	1	3	2	5	1	0	0	19
03	Kerr Kriisa	g	6-9	6-8	3-3	0	5	5	5	21	1	2	0	1	29
21	RaeQuan Battle	g	1-6	0-2	0-0	0	2	3	1	2	0	5	0	2	27
01	Noah Farrakhan	g	4-12	0-1	1-2	0	7	7	3	9	3	0	0	0	23
07	Jesse Edwards	g	1-3	0-0	2-5	2	2	4	2	4	0	0	0	0	16
09	Ofri Naveh	g	0-1	0-0	0-0	1	0	1	0	0	0	0	0	0	5
11	Quinn Slazinski	g	7-17	4-6	0-0	0	3	3	1	18	1	2	1	0	20
14	Seth Wilson	g	1-3	0-1	0-0	0	0	0	0	2	0	0	0	0	13
22	Josiah Harris	g	0-1	0-1	0-0	0	0	0	1	0	0	1	0	1	7
Team															
Totals		24-56		10-22		8-12		6		23		29		18	
FG % 1st Half: 12-25		48.0%		2nd half: 12-31		38.7%		Game: 24-56		42.9%				Deadball	
3FG % 1st Half: 4-9		44.4%		2nd half: 6-13		46.2%		Game: 10-22		45.5%				Rebounds	
FT % 1st Half: 5-7		71.4%		2nd half: 3-5		60.0%		Game: 8-12		66.7%				2,2	

Oklahoma St. 70 • 9-11,1-6 Big 12

#	Player		Total	3-Ptr	Rebounds												
			FG	FGA	FG	FGA	FT	FTA	Off	Def	TP	PF	A	T	Blk	Stl	Min
23	Brandon Garrison	c	6-8	0-0	8-10	2	3	5	0	20	4	3	1	4	34		
01	Bryce Thompson	g	2-9	1-3	3-4	0	1	1	2	8	0	2	0	0	36		
12	Javon Small	g	5-6	2-3	3-3	0	12	12	2	15	7	4	0	1	35		
13	Connor Dow	g	1-4	1-4	0-0	0	3	3	0	3	2	1	0	0	21		
51	John-Michael Wright	g	2-10	2-9	4-6	0	1	1	3	10	1	0	0	1	22		
02	Eric Daley Jr.	g	3-7	0-0	2-3	3	1	4	4	8	2	1	0	1	16		
04	Jarius Hicklen	g	2-6	2-6	0-0	0	2	2	0	6	0	1	0	1	17		
05	Quinn Williams	g	0-1	0-1	0-0	0	1	1	0	0	0	0	0	0	10		
14	Jamyrion Keller	g	0-1	0-1	0-0	0	0	0	0	0	0	1	0	0	5		
21	Justin McBride	g	0-0	0-0	0-0	0	2	2	0	0	0	0	0	0	4		
	Team						2	1	3								
Totals			21-52	8-27	20-26	7	27	34	11	70	16	13	1	8	200		
FG % 1st Half: 12-27			44.4%	2nd half: 9-25	36.0%	Game: 21-52			40.4%	Deadball							
3FG % 1st Half: 4-15			26.7%	2nd half: 4-12	33.3%	Game: 8-27			29.6%	Rebounds							
FT % 1st Half: 4-6			66.7%	2nd half: 16-20	80.0%	Game: 20-26			75.9%	5.1							

Game #22

No. 22/21 **BYU 86, West Virginia 73**

Feb. 3, 2024 • WVU Coliseum

Morgantown, W.Va.

BYU 86 • 16-5,4-4 Big 12

#	Player	FG	FGA	3-Ptr	FT	FTA	Off	Def	Reb	PF	TP	A	T	Blk	Stl	Min
00	Noah Waterman	r	0-1	0-0	0	2	2	1	0	0	0	0	0	1	1	17
05	Fousseyni Traore	r	10-15	0-0	4-4	6	3	9	3	24	3	1	2	1	31	
02	Jaxson Robinson	g	4-11	0-0	0-0	0	4	4	2	12	1	2	0	1	34	
20	Spencer Johnson	g	6-15	3-11	0-0	1	3	4	2	15	0	1	0	2	32	
30	Dallin Hall	g	3-6	1-4	1-2	0	5	5	1	8	12	1	0	0	35	
04	Atiki Aliy Atiki	g	0-1	0-0	1-4	1	1	2	3	1	0	3	0	0	8	
15	Richie Saunders	g	6-10	4-6	1-1	1	3	4	1	17	0	0	0	0	20	
21	Trevin Knell	g	3-7	1-5	2-3	0	5	5	0	9	3	0	1	0	23	
	Team						0	0	0							
	Totals		32-66	13-36	9-14	9	26	35	13	86	19	8	4	4	200	
	FG 1st Half: 15-35	42.9%	2nd half: 17-31	54.8%	Game: 32-66	48.5%										
	FT 1st Half: 5-7	71.4%	2nd half: 5-10	50.0%	Game: 10-20	50.0%										
	FG 1st Half: 3-6	50.0%	2nd half: 6-8	75.0%	Game: 9-14	64.3%										3.3

FG % 1st Half: 15-35 42.9% 2nd half: 17-31 54.8% Game: 32-66 48.5%
3FG % 1st Half: 5-17 29.4% 2nd half: 8-19 42.1% Game: 13-36 36.1%
FT % 1st Half: 3-6 50.0% 2nd half: 6-8 75.0% Game: 9-14 64.3%

West Virginia 73 • 8-14,3-6 Big 12

#	Player	Total		3-Ptr		Rebounds		FT-FTA		PF	TP	A		T	Blk	Stl	Min	Deadball
		FG	FGA	FG	FGA	Off	Def	Tot	Off			A	T					
11	Quinn Slazinski	r	2-11	0-4	0-0	0	0	0	1	4	2	0	0	1	26			
07	Jesse Edwards	c	7-9	0-0	2-5	2	5	7	3	16	2	0	2	1	23			
02	Kobe Johnson	g	0-2	0-1	0-0	0	0	0	1	0	0	3	0	0	17			
03	Kerr Kriisa	g	8-14	5-10	2-2	0	5	5	2	23	4	2	0	2	36			
21	RaeQuan Battle	g	5-15	2-7	2-2	1	3	4	2	14	0	1	0	0	31			
01	Noah Farrakhan	g	1-5	0-1	0-0	2	2	4	1	2	3	2	0	0	22			
14	Seth Wilson	g	1-3	0-2	0-0	0	2	2	1	2	1	2	0	0	14			
22	Josiah Harris	g	2-4	1-3	3-3	1	5	6	1	8	1	1	0	0	14			
24	Patrick Suemnick	g	2-3	0-0	0-0	2	4	6	1	4	0	0	0	0	17			
	Team					1	0	1										
	Totals		28-66	8-28	9-12	9	26	35	13	73	13	9	2	4	200			

FG % 1st Half: 13-37 35.1% 2nd half: 15-29 51.7% Game: 28-66 42.4%
3FG % 1st Half: 3-15 20.0% 2nd half: 5-13 38.5% Game: 8-28 28.6%
FT % 1st Half: 0-1 0.0% 2nd half: 9-11 81.8% Game: 9-12 75.0%

Officials: Blake Harris,Tyler Kumpf,Tony Padilla
Technical fouls: BYU-None. West Virginia-None.
Attendance: 11753

2023-24 Men's Basketball. Round: 0. BYU vs West Virginia. Played at WVU Colise

Score by periods		1st	2nd	Total
BYU		38	48	86
West Virginia		29	44	73

Last FG - BYU 2nd-01:27, WVU 2nd-01:13.
Largest lead - BYU by 17 2nd-13:44, WVU by 4 1st-17:18.
BYU led for 30:21. WVU led for 07:18. Game was tied for 02:21.

Recap

Fousseyni Traore got an emergency start at center and responded with a season-high 24 points in leading 22nd-ranked BYU to an 86-73 victory over West Virginia at the WVU Coliseum.

BYU's regular starting center, Aly Khalifa, did not make the trip to Morgantown because of illness.

The Cougars overcame some cold first-half shooting to connect on 54.8% of their field goal attempts in the second half, including 8-of-19 from behind the arc.

West Virginia coach Josh Eilert points to BYU's 19 second-chance points off nine offensive rebounds as a deciding factor in the game.

"They do a good enough job in the half court and to get those extra 3s were a killer," he said. "When you combine second-chance and fastbreak scoring, that's 27 points right there and those are easy buckets."

After seeing its 17-point lead whittled down to six, 67-61, BYU got a Richie Saunders bank-shot 3 ahead of the shot clock to push the Cougars' lead back to nine. Another 3 by Trevin Knell answered two RaeQuan Battle free throws to make it an eight-point lead.

More triples by Jaxson Robinson and Dallin Hall pushed the margin back to 14 with 1:27 remaining.

"Those were demoralizing shots and credit to them because they went in," Eilert said.

Overall, BYU was 32 of 66 from the floor for 48.5% and 13 of 36 from 3 for 36.1%. The Cougars came into the game averaging more than 12 3-pointers per game.

Spencer Johnson contributed 15 points and Robinson tallied 12 for the Cougars.

Traore, at 6-foot-6 and 240 pounds, was giving up five inches to West Virginia's starting center Jesse Edwards and two inches to backup Patrick Suemnick. Traore drew a couple of early fouls on Edwards to send him to the bench and then began working on the others.

He was 10 of 15 from the floor, 4 of 4 from the free throw line and grabbed nine rebounds.

BYU assisted on 19 of its 32 field goals and turned the ball over just eight times.

West Virginia, which had its three-game home winning streak snapped, got a season-high 23 points from guard Kerr Kriisa, who made 8 of his 14 field goal attempts including half of his 10 3-point tries.

Edwards scored 16 on 7-of-9 shooting while Battle finished with 14.

Game #23

Texas 94, West Virginia 58

Feb. 10, 2024 • Moody Center

Austin, Texas

West Virginia 58 • 8-15,3-7 Big 12

#	Player	Total		3-Ptr		Rebounds		FT-FTA		PF	TP	A		T	Blk	Stl	Min	Deadball
		FG	FGA	FG	FGA	Off	Def	Tot	Off			A	T					
11	Quinn Slazinski	r	3-10	0-4	0-0	0	4	4	0	6	0	1	0	0	24			
07	Jesse Edwards	c	7-9	0-0	3-6	4	5	9	2	17	0	1	1	0	23			
02	Kobe Johnson	g	1-3	0-0	0-1	0	1	1	0	2	0	5	0	0	24			
03	Kerr Kriisa	g	1-4	1-3	0-0	0	2	2	0	3	4	3	0	0	29			
21	RaeQuan Battle	g	4-12	1-3	1-2	2	3	5	2	10	0	2	1	1	31			
01	Noah Farrakhan	g	4-8	1-3	2-2	0	8	8	2	11	0	1	0	1	24			
04	Aden Tagalaga-Nelson	g	0-1	0-0	0-0	0	0	0	0	0	0	2	0	0	5			
09	Offri Naveh	g	0-1	0-0	2-2	1	0	1	2	2	2	0	0	0	7			
13	Akoko Akoko	g	0-1	0-0	2-4	1	0	1	0	2	2	0	0	0	10			
22	Josiah Harris	g	0-1	0-0	0-0	0	1	1	1	0	0	0	0	0	9			
24	Patrick Suemnick	g	1-5	0-0	3-4	0	1	1	1	5	0	0	0	0	14			
	Team					3	1	4										
	Totals		21-55	3-13	13-21	11	26	37	10	58	6	15	2	2	200			

FG % 1st Half: 12-24 50.0% 2nd half: 9-31 29.0% Game: 21-55 38.2%
3FG % 1st Half: 1-2 50.0% 2nd half: 1-11 18.2% Game: 3-13 23.1%
FT % 1st Half: 5-11 45.5% 2nd half: 8-10 80.0% Game: 13-21 61.9%

Texas 94 • 16-8,5-6 Big 12

#	Player	Total		3-Ptr		Rebounds		FT-FTA		PF	TP	A		T	Blk	Stl	Min	Deadball
		FG	FGA	FG	FGA	Off	Def	Tot	Off			A	T					
01	Dylan Disu	r	10-16	7-10	0-0	0	1	1	1	27	3	0	1	2	26			
23	Dillon Mitchell	r	6-13	0-0	0-0	1	7	8	1	12	4	0	2	2	28			
02	Chendall Weaver	g	4-5	0-0	5-6	3	3	6	4	13	4	1	0	0	30			
04	Max Abmas	g	6-13	5-12	2-2	0	6	6	2	19	9	0	1	0	30			
04	Tyrese Hunter	g	8-12	3-4	0-0	1	4	5	2	19	7	1	0	2	28			
05	Kadin Sherrick	g	0-2	0-0	0-0	0	1	1	0	5	0	0	1	1	9			
09	Ithiel Horton	g	1-3	0-2	0-0	0	1	1	2	0	1	1	1	1	25			
13	Gavin Perryman	g	0-1	0-1	0-0	0	0	0	0	0	0	1	0	1	3			
14	Alex Anamelwe	g	0-0	0-0	0-0	0	0	0	0	0	0	1	0	0	1			
20	Preston Clark	g	0-0	0-0	0-0	0	0	0	0	0	0	0	0	0	1			
21	Ze'rik Onyema	g	0-1	0-0	0-0	0	0	0	1	0	0	0	0	0	5			
22	Devon Pryor	g	1-3	0-2	0-0	0	1	1	0	2	0	0	0	0	3			
30	Robert Cunningham	g	0-1	0-0	1	3	4	3	0	0	0	0	0	0	9			
	Team					2	1	3										
	Totals		36-70	15-32	7-8	9	27	36	20	94	28	5	6	8	200			

FG % 1st Half: 23-35 65.7% 2nd half: 13-35 37.1% Game: 36-70 51.4%
3FG % 1st Half: 8-16 50.0% 2nd half: 7-16 43.8% Game: 15-32 46.9%
FT % 1st Half: 1-2 50.0% 2nd half: 6-6 100.0 Game: 7-8 87.5%

Officials: Steve Divine,Christopher Merlo,Antonio Petty
Technical fouls: West Virginia-TEAM. Texas-None.
Attendance: 10073

2023-24 Men's Basketball. Round: 0. Texas vs West Virginia. Played at Moody Ce

Score by periods		1st	2nd	Total
West Virginia		30	28	58
Texas		55	39	94

Last FG - WVU 2nd-01:29, T 2nd-00:33.
Largest lead - WVU by 2 1st-19:41, T by 43 2nd-03:16.
WVU led for 00:40. T led for 38:09. Game was tied for 01:11.

Recap

Dylan Disu's 27 points led Texas to a 94-58 victory over West Virginia at the Moody Center in Austin, Texas.

Disu was one of five Longhorn players to reach double figures in the 36-point victory. Max Abmas and Tyrese Hunter contributed 19 each, Chendall Weaver scored 13 and Dillon Mitchell added 12 for Texas.

The Longhorns began the game with impressive offensive efficiency and ended the game making 36 of their 70 field goal attempts for 51.4%. In the first half, they made 65.7% of their field goal attempts, including 7-of-7 from Disu.

After the game was tied 7-7, Texas scored 20 of the game's next 24 points to build a 16-point lead. A Disu 3 got the lead to 20 and it eventually got to 27 with 1:15 left in the half on Abmas' 3.

UT assisted on 28 of its 36 field goal attempts and turned West Virginia's 15 turnovers into 29 points.

"That's the game right there," West Virginia coach Josh Eilert said. "They were 100% the aggressor and they took it to us. It was a physical game and when teams are really physical with us, we struggle. We struggled against UMass. We struggled against Houston's physicality and I don't know how we correct that, but 100% that was their game plan."

From behind the 3-point arc, Texas made 15 of 32 with Disu accounted for seven of those. Abmas made five and Hunter with three.

West Virginia shot 38.2% overall, but just 29% in the second half when Eilert removed his starters and played his backups when the game got out of hand.

Center Jesse Edwards scored 17 points, making 7-of-9 from the floor, while grabbing a game-high nine rebounds. Guards Noah Farrakhan scored 11 and RaeQuan Battle added 10 for the Mountaineers.

This game was very similar to last year's 34-point loss in the Moody Center when Rodney Terry's Longhorns made better than 50% of their 3-point attempts and scored 94 points.

West Virginia defeated Texas 76-73 in Morgantown in January.

A paid attendance of 10,073 watched these two teams play each other for the final time during the regular season in Austin. Texas is leaving the Big 12 for the SEC next season.

Game #24

TCU 81, West Virginia 65

Feb. 12, 2024 • Schollmaier Arena

Game #25

No. 12/13 Baylor 94, West Virginia 81

Feb. 17, 2024 • WVU Coliseum

Morgantown, W.Va.

Baylor 94 • 19-6,8-4 Big 12

#	Player	Total		3-Ptr		Rebounds			PF	TP	A			Blk	Stl	Min
		FG	FGA	FG	FGA	FT	FTA	Off Def Tot			T	O	B			
11	Jalen Bridges	f	3-9	1-5	3-4	2	5	7	4	10	0	1	2	2	35	
21	Yves Missi	f	5-5	0-0	3-6	3	1	4	3	13	2	1	1	1	21	
02	Jayden Nunn	g	7-11	5-9	1-2	0	1	1	4	20	4	2	0	1	31	
04	Ja'Kobe Walter	g	6-17	4-14	7-8	0	0	0	23	1	1	0	1	1	35	
10	RayJ Dennis	g	4-8	2-3	8-9	1	2	3	2	18	8	1	0	1	38	
01	Miro Little	g	0-1	0-1	0-0	0	3	3	2	0	2	1	0	2	14	
15	Josh Ojiamwuna	g	5-5	0-0	0-1	3	4	7	3	10	1	0	0	3	16	
23	Jonathan Tchamwa Tch	g	0-0	0-0	0-0	0	1	1	1	0	1	0	0	0	3	
30	Caleb Lohner	g	0-0	0-0	0-0	0	1	1	2	0	0	0	1	0	7	
Team						0	0	0								
Totals			30-56	12-32	22-30	9	18	27	23	94	19	8	4	11	200	

FG % 1st Half: 17-29 58.6% 2nd half: 13-27 48.1% Game: 30-56 53.6%
3FG % 1st Half: 4-14 28.6% 2nd half: 8-18 44.4% Game: 12-32 37.5%
FT % 1st Half: 4-9 44.4% 2nd half: 18-21 85.7% Game: 22-30 73.3%

West Virginia 81 • 8-17,3-9 Big 12

#	Player	Total		3-Ptr		Rebounds			PF	TP	A			Blk	Stl	Min
		FG	FGA	FG	FGA	FT	FTA	Off Def Tot			T	O	B			
11	Quinn Slazinski	f	2-6	0-1	5-5	0	1	1	1	9	2	1	1	0	26	
07	Jesse Edwards	c	8-10	0-0	5-11	4	5	9	4	21	1	3	2	1	24	
02	Kobe Johnson	c	3-5	0-1	0-1	1	0	1	3	6	4	2	0	2	28	
03	Kerr Kriisa	g	2-7	1-4	0-0	0	1	1	5	5	6	2	0	1	33	
21	RaeQuan Battle	g	8-16	4-8	5-6	1	3	4	5	25	0	1	0	1	29	
01	Noah Farrakhan	g	1-2	1-2	0-0	0	1	1	1	3	0	3	0	0	19	
13	Akok Akok	g	0-1	0-0	0-0	1	1	2	0	0	1	0	0	1	9	
08	Josiah Harris	g	3-4	2-3	0-0	1	4	5	2	8	0	1	0	0	20	
24	Patrick Suemnick	g	0-0	0-0	0-0	0	1	1	1	4	1	0	0	0	12	
Team						0	0	0								
Totals			27-51	8-19	19-27	8	17	25	22	81	15	14	3	6	200	

FG % 1st Half: 10-20 50.0% 2nd half: 17-31 54.8% Game: 27-51 52.9%
3FG % 1st Half: 4-8 50.0% 2nd half: 4-11 36.4% Game: 8-19 42.1%
FT % 1st Half: 10-15 66.7% 2nd half: 9-12 75.0% Game: 19-27 70.4%

Officials: Randal Anders,Marques Pettigrew,Gerry Pollard

Technical fouls: Baylor-None, West Virginia-TEAM.

Attendance: 12,558

2023-24 Men's Basketball. Round: 0. Baylor vs West Virginia. Played at WVU Col

Score by periods		1st	2nd	Total
Baylor		42	52	94
West Virginia		34	47	81

Last FG - BAYLOR 2nd-06:21, WVU 2nd-01:26.
Largest lead - BAYLOR by 22 2nd-12:33, WVU by 3 1st-14:30.
BAYLOR led for 34:05. WVU led for 03:41. Game was tied for 02:14.

Recap

Six different Baylor players reached double figures to defeat West Virginia 94-81 at the WVU Coliseum.

The 12th-ranked Bears shot 54% from the floor and took advantage of a Mountaineer defense that has given up 86, 94 and 81 points in their last three losses to BYU, Texas and TCU.

Baylor scored on 63.1% of its 65 offensive possessions, turned 14 Mountaineer turnovers into 20 points and made 12 from behind the 3-point arc.

The Bears' largest lead was 22, 71-49, with 10:51 left in the game.

"The easiest shot in basketball is a step-in shot and when they are getting them in second-chance opportunities, or just kicking it out, every coach knows those are the shots that you work on while growing up are those step-in shots coming right back at you," West Virginia coach Josh Eilert said. "We've got to clean up our defensive rebounding and limit them to one shot."

West Virginia (8-17, 3-9) rallied late to cut Baylor's lead to nine, 89-80, on RaeQuan Battle's 3, but the Bears took care of things at the free throw line. Baylor's final 15 points of the game came at the line; the last field goal was Ja'Kobe Walter's 3 with 6:21 to go.

Walter led the Bears with 23 points, although he missed 11 of his 17 field goal tries. Jayden Nunn made 7 of 11 and finished with 20, RayJ Dennis added 18 on 4-of-8 shooting and 7-foot center Yves Missi made all five of his field goal attempts and ended with 13.

Jaylen Bridges and Josh Ojiamwuna scored 10 each.

West Virginia got a game-high 25 points from Battle before he fouled out with 25 seconds to go. Battle was 8 of 16 from the floor and hit 4 of 8 from behind the 3-point arc. Jesse Edwards contributed 21 points on 8 of 10 shooting and nearly missed a double-double with nine rebounds. However, he only played 24 minutes tonight because of early foul trouble.

Overall, the Mountaineers shot 53.6%, making 30 of their 56 field goal attempts.

Baylor was 22 of 30 from the free throw line to West Virginia's 19 of 27.

Baylor led 42-34 at halftime.

An announced paid crowd of 12,558 attended the game.

The Bears have now won six in a row over the Mountaineers since West Virginia's last victory here against them on March 7, 2020, before COVID ended the season.

Baylor is 8-4 in this building and owns a 17-8 advantage in the overall series.

"We've got to control what we can control, and we can't wait to fight, we've got to have that sense of urgency every single four-minute segment like our hair is on fire," Eilert said.

Game #26

West Virginia 77, UCF 67

Feb. 20, 2024 • WVU Coliseum

Morgantown, W.Va.

UCF 67 • 13-12,4-9 Big 12

#	Player	Total		3-Ptr		Rebounds			PF	TP	A			Blk	Stl	Min
		FG	FGA	FG	FGA	FT	FTA	Off			Def	Tot	T			
11	Ibrahima Diallo	f	1-2	0-0	1-2	1	3	4	1	3	0	1	2	0	16	
21	C.J. Walker	f	3-6	0-1	1-2	1	8	9	2	7	0	1	0	0	19	
03	Shermarri Allen	g	3-7	1-3	0-0	0	0	0	5	7	3	1	1	1	25	
02	Darius Johnson	g	10-23	5-15	4-6	0	2	4	29	4	1	0	4	36		
24	Jaylin Sellers	g	1-11	1-5	3-4	2	1	3	1	6	1	2	1	0	28	
01	Antwan Jones	g	0-2	0-1	0-0	0	0	0	1	0	0	0	0	0	6	
05	Omar Payne	g	0-2	0-0	1-2	1	4	5	3	1	1	0	6	1	22	
13	Marchelus Avery	g	5-13	2-9	2-2	4	3	7	3	14	1	1	0	1	23	
23	Nils Machowski	g	0-4	0-4	0-0	4	1	5	1	0	1	0	0	2	18	
31	Thierno Sylla	g	0-0	0-0	0-0	0	0	0	0	0	0	0	0	0	3	
Team						0	1	1								
Totals			23-70	9-38	12-18	13	33	36	21	67	11	7	10	9	200	

FG % 1st Half: 12-32 37.5% 2nd half: 11-38 28.9% Game: 23-70 32.9%
3FG % 1st Half: 5-16 31.3% 2nd half: 4-22 18.2% Game: 9-38 23.7%
FT % 1st Half: 1-2 50.0% 2nd half: 11-16 68.8% Game: 12-18 66.7%

West Virginia 77 • 9-17,4-9 Big 12

#	Player	Total		3-Ptr		Rebounds			PF	TP	A			Blk	Stl	Min
		FG	FGA	FG	FGA	FT	FTA	Off Def Tot			T	O	B			
11	Quinn Slazinski	f	4-11	2-4	4-4	0	4	4	2	14	4	2	0	0	33	
07	Jesse Edwards	c	5-8	0-0	5-10	2	8	0	3	15	1	1	2	1	31	
02	Kobe Johnson	g	4-9	0-2	0-0	1	4	5	0	8	1	1	0	1	31	
03	Kerr Kriisa	g	3-6	1-3	0-0	1	4	5	3	7	1	0	0	0	34	
21	RaeQuan Battle	g	7-15	2-3	8-8	0	5	5	3	24	0	4	2	0	32	
01	Noah Farrakhan	g	0-2	0-0	0-0	0	1	1	1	0	2	1	0	0	14	
13	Akok Akok	g	0-0	0-0	1-2	1	1	2	0	1	0	0	1	0	8	
08	Josiah Harris	g	3-3	2-2	0-2	1	2	3	2	8	0	0	0	0	11	
24	Patrick Suemnick	g	0-0	0-0	0-0	1	1	2	0	0	2	0	0	0	6	
Team						0	5	5								
Totals			26-54	7-14	18-26	7	35	42	14	77	15	13	5	2	200	

FG % 1st Half: 16-28 57.1% 2nd half: 10-26 38.5% Game: 26-54 48.1%
3FG % 1st Half: 3-7 42.9% 2nd half: 4-7 57.1% Game: 7-14 50.0%
FT % 1st Half: 2-6 33.3% 2nd half: 16-20 80.0% Game: 18-26 69.2%

Officials: Byron Jarrett,Patrick Adams,Ray Nattli

Technical fouls: UCF-None, West Virginia-None.

Attendance: 9,959

2023-24 Men's Basketball. Round: 0. UCF vs West Virginia. Played at WVU Coliseum

Score by periods		1st	2nd	Total
UCF		30	37	67
West Virginia		37	40	77

Last FG - UCF 2nd-00:22, WVU 2nd-05:49.
Largest lead - UCF None, WVU by 15 2nd-01:36.
WVU led for 00:00. WVU led for 38:59. Game was tied for 01:01.

Recap

West Virginia snapped a four-game losing skid with a 77-67 Mountaineer victory at the WVU Coliseum.

WVU got 24 points from RaeQuan Battle and 15 points and 10 rebounds from Jesse Edwards

The Mountaineers opted to use a lot of zone defense and let the Knights bomb away from the 3-point line. UCF complied by taking more than half of its 70 shot attempts from behind the arc (38), converting just eight for 23.7%.

West Virginia, meanwhile, shot 7-of-14 from behind the arc and got 26 points in the paint, mostly from Edwards who did not play in Orlando when UCF defeated West Virginia by 13 points. Ibrahima Diallo, who scored 14 points and grabbed 12 rebounds in the first meeting, was a non-factor with Edwards back on the floor. Diallo scored just 3 points on 1-of-2 shooting with four rebounds in 16 minutes of action.

UCF's leading scorer, Jaylin Sellers, who had a game-high 18 points in Orlando, was held to just 6 on 1-of-11 shooting.

WVU, meanwhile, got 14 points from forward Quinn Slazinski, who did a nice job handling the basketball late in the game when UCF used pressure to try and speed things up to get back in it.

West Virginia began by scoring nine of the game's first 11 points and built its first double-digit lead since the Texas game more than a month ago back on Jan. 13. The Mountaineers' biggest lead of the first half was 13 with 4:21 remaining.

The Knights (13-12, 4-9) managed to avoid a shot-clock violation when Darius Johnson was credited with a bank-shot 3 ahead of the buzzer, and two West Virginia points were taken off the scoreboard after a replay review wiped off Noah Farrakhan's layup and Sellers was credited with a block.

Later, Johnson's goal-tend basket was also taken away by replay review and Akok Akok was awarded a block at the conclusion of the first half, giving the Mountaineers a 37-30 halftime lead.

After Shermarri Allen's layup to begin the second half, West Virginia got five quick points from Battle and Slazinski to get its lead back to 10. The margin remained between 8-to-10 points until the nine-minute mark when Josiah Harris 'corner 3 and Kobe Johnson's driving layup gave WVU a 58-45 advantage with 8:55 left.

WVU's biggest lead was 15 with 1:38 and 1:08 remaining. West Virginia outrebounded UCF 42 to 36 and never trailed.

Johnson led all scorers with a career-high 29 points on 10 of 23 shooting. Marchelus Avery was the only other Knight to reach double figures with 14.

Game #27

No. 6/6 Iowa State 71, West Virginia 64

Feb. 24, 2024 • Hilton Coliseum

Ames, Iowa

West Virginia 64 • 9-18,4-10 Big 12

#	Player		Total		3-Ptr		Rebounds					PF	TP	A			Blk	Stl	Min
			FG	FGA	FG	FGA	FT	FTA	Off	Def	Total			T	O	B			
11	Quinn Slazinski	f	3-6	2-4	3-3	1	1	2	4	11	2	2	0	1	22				
07	Jesse Edwards	c	4-5	0-0	2-3	2	6	8	2	10	3	5	4	2	33				
02	Kobe Johnson	g	5-7	2-3	0-1	0	2	2	0	12	3	1	1	0	30				
03	Kerr Kriisa	g	4-7	4-7	0-0	0	0	0	4	12	2	5	0	1	36				
21	RaeQuan Battle	g	2-11	1-6	4-4	0	5	1	9	1	2	0	0	0	27				
01	Noah Farrakhan	g	2-4	1-2	0-0	1	2	3	5	2	2								
03	Akok Akok	g	0-2	0-1	0-0	0	0	0	0	0	1	1	0	1	9				
22	Joshiah Harris	g	2-4	0-1	1-1	0	5	5	0	5	1	4	1	0	21				
24	Patrick Suemnick	g	0-0	0-0	0-0	2	2	4	0	0	1	0	1	0	3				
Totals			22-46	10-24	10-12	12	6	24	30	16	64	14	23	7	7	200			

Game #28

Kansas State 94, West Virginia 90 OT

Feb. 26, 2024 • Bramlage Coliseum

Manhattan, Kan.

West Virginia 90 • 9-19,4-11 Big 12

#	Player		FG	FGA	3-Ptr	FT	FTA	Rebounds	Off	Def	TO	PF	TP	A	TO	Bk	Stl	Min	
11	Quinn Slazinski	f	1	-8	0	-4	2	-2	2	4	6	2	4	2	3	0	0	1	27
07	Jesse Edwards	c	1	-9	0	-0	3	-9	5	2	7	5	5	4	1	2	0	0	27
02	Kobe Johnson	g	0	-1	0	-1	0	-0	0	1	1	0	0	0	1	0	0	0	19
03	Kerr Kriisa	g	8	-20	5	-12	4	-5	0	1	1	4	25	6	1	0	1	0	39
21	RaeQuan Battle	g	10	-20	6	-9	2	-2	0	4	4	4	28	0	1	0	0	0	34
01	Noah Farrakhan	g	3	-6	1	-2	0	-0	0	2	2	2	7	2	0	0	0	0	14
13	Akok Akok	g	0	-1	0	-1	2	-2	1	2	3	1	2	0	0	0	0	0	7
14	Seth Wilson	g	1	-1	1	-1	0	-0	0	3	3	1	3	1	0	0	1	0	17
22	Josiah Harris	g	2	-4	0	-2	-2	-2	2	3	3	3	6	1	0	1	3	0	24
24	Patrick Suemnick	g	4	-7	0	-1	-2	-4	4	0	4	3	10	0	0	0	0	0	17
Team								4	1	5									
Totals			30	-77	13	-33	17	-26	18	23	41	25	90	17	6	3	6	3	225
FG % 1st Half: 11-33		33.3%	2nd half: 17-34		50.0%	OT: 2-10		20.0%	Game: 30-77		39.0%	Deadball							
3FG % 1st Half: 2-12		16.7%	2nd half: 9-13		69.2%	OT: 2-8		25.0%	Game: 13-33		39.4%	Rebounds							
FT % 1st Half: 2-2		100.0	2nd half: 10-16		62.5%	OT: 5-8		62.5%	Game: 17-26		65.4%	3.1							

Kansas St. 94 • 17-11,7-8 Big 12

#	Player	Total		3-Ptr		Rebounds		PF	TP	A	TO	Bk	Stl	Min	
		FG	FGA	FG	FGA	FT	FTA								Off
24	Arthur Kaluma	f	3-10	2-5	5-6	1	4	5	4	13	4	3	0	1	26
20	Jerrell Colbert	c	0-1	0-0	0-2	3	4	7	5	0	0	1	1	1	16
02	Tylor Perry	g	7-12	6-11	9-10	0	4	4	4	29	6	2	0	0	41
04	Dai Dal Ames	g	3-6	3-5	0-0	0	3	3	1	9	0	2	0	0	25
05	Cam Carter	g	4-13	2-5	9-10	2	6	8	1	19	4	3	0	1	43
08	David N'Guessan	g	3-5	1-1	1-3	3	7	10	4	8	2	2	0	0	35
01	Jon Jones	g	1-4	1-4	0-0	0	0	0	0	3	0	0	0	0	9
13	Will McNair Jr.	g	6-8	0-0	1-4	4	3	7	1	13	2	2	1	0	27
15	Taj Manning	g	0-0	0-0	0-0	0	0	0	2	0	0	0	0	0	3
Totals			27-59	15-31	25-35	15	33	48	22	94	18	15	2	3	225
FG % 1st Half: 17-34		50.0%	2nd half: 7-21		33.3%	OT: 3-4		75.0%	Game: 27-59		45.8%	Deadball			
3FG % 1st Half: 11-19		57.9%	2nd half: 3-11		27.3%	OT: 1-1		100.0	Game: 15-31		48.4%	Rebounds			
FT % 1st Half: 3-7		42.9%	2nd half: 14-18		77.8%	OT: 8-10		80.0	Game: 25-35		71.4%	3.2			

Officials: Jeb Harness,Terry Oglesby,Kipp Kissinger

Technical Fouls: West Virginia-Kerr Kriisa, Kansas St.-Tylor Perry.

Attendance: 8813

2023-24 Men's Basketball, Round: 0. Kansas St. vs West Virginia. Played at Bra

Score by periods	1st	2nd	OT	Total
West Virginia	26	53	11	90
Kansas St.	48	31	15	94

Last FG - WVU OT-00:35, KSTATE OT-00:50.
Largest lead - WVU by 4 2nd-01:02, EDWARDS by 25 2nd-13:39.
WVU led for 03:01, KSTATE led for 37:54. Game was tied for 04:05.

Recap

West Virginia's second-half comeback ran out of gas in overtime. The Wildcats outscored the Mountaineers 15-11 in the extra session to claim a 94-90 victory and avoid an epic second half collapse at Bramlage Coliseum in Manhattan, Kansas.

Leading by 25 points with 13:04 remaining, the Wildcats went ice cold and the Mountaineers scored 33 of 41 points over the next 11 minutes to tie the game at 74 on Quinn Slazinski's baseline jumper with 2:54 showing on the clock.

A missed Tylor Perry jumper opened the door for Kerr Kriisa to bang a 3 and give West Virginia its first lead, 77-74, since RaeQuan Battle scored the game's opening basket. Two Kriisa free throws pushed the lead to four, 79-75, with 1:02 left, and the Mountaineers had an opportunity to make it a four-point lead again with 24 seconds left when Jesse Edwards was fouled trying to follow Slazinski's missed 3.

But Edwards missed both free throws and Kriisa fouled Perry at the other end where he made both with 15 seconds to go.

Kriisa's try to win the game was off the mark as the horn sounded.

In overtime, EDWARDS made the first free throw to give West Virginia a brief one-point lead, but Perry quickly unknotted it with a 3 and then Edwards' night was finished when he fouled David N'guessan after missing a layup.

Kriisa missed his next two 3s, helping K-State build its lead to six, 87-81, with 1:59 remaining. Battle snapped the field goal drought with a 3, and then made another one to get the margin back to one with 35 seconds left.

Perry hit two free throws at the other end to put K-State ahead by three, and the Wildcats opted to foul and put the Mountaineers on the free throw line to avoid a game-tying 3. Kriisa made both, but Perry was fouled once again four seconds later and he made two more free throws.

WVU had a chance to tie it with five seconds remaining, but Battle was off target with his 3 and Slazinski couldn't come up with the offensive rebound when replay review showed that the ball went out of bounds off him.

A Cam Carter free throw one second later iced the game for Kansas State, which is now 7-0 in overtime games this year and 12-0 in two seasons under coach Jerome Tang.

Battle's 28 and Kriisa's career-high 25 led the Mountaineers. Forward Pat Suemnick added 10 points and four rebounds coming off the bench to spell Edwards, who struggled on the floor making just 1 of 9 and also at the free throw line where he was 3 of 9.

The Wildcats swept the season series, having won 81-67 in Morgantown back on Jan. 9.

Game #29

Texas Tech 81, West Virginia 70

March 2, 2024 • WVU Coliseum

Morgantown, W.Va.

Texas Tech 81 • 20-9,9-7 Big 12

#	Player	r	Total		3-Ptr		Rebounds		PF	TP	A	TO	Bk	Stl	Min
			FG	FGA	FG-FTA	FT-FTA	Off	Def							
25	Darrion Williams	f	6-10	3-4	2-2	2	7	9	2	17	4	1	0	2	40
05	Robert Jennings	f	2-4	0-0	1-2	3	4	7	4	5	0	0	0	0	23
02	Pop Isaacs	g	4-12	2-6	0-0	0	2	2	1	10	5	2	0	2	33
06	Joe Toussaint	g	9-17	2-6	1-2	1	1	2	3	21	7	4	0	3	37
24	Kerwin Walton	g	1-5	1-4	0-0	0	3	3	1	3	0	0	0	1	20
00	Chance McMillian	g	6-14	5-11	2-2	2	4	6	1	19	4	0	0	0	30
23	Emelli Yalaho	g	3-3	0-0	0-0	0	1	1	4	6	1	0	0	0	17
Team						0	0	0							
Totals			31-65	13-31	6-8	8	22	30	16	81	21	8	0	8	200
FG % 1st Half: 15-37			40.5%	2nd half: 16-28		57.1%	Game: 31-65		47.7%	Deadball					
3FG % 1st Half: 6-16			37.5%	2nd half: 7-15		46.7%	Game: 13-31		41.9%	Rebounds					
FT % 1st Half: 3-3			100.0	2nd half: 3-5		60.0%	Game: 6-8		75.0%	3.1					

West Virginia 70 • 9-20,4-12 Big 12

#	Player		Total	3-Ptr	Rebounds										
			FG	FGA	FT	FTA	Off	Def	TP	A	TO	Bk	Stl	Min	
22	Josiah Harris	f	1-4	0-3	1-2		0	5	5	1	3	0	2	0	13
07	Jesse Edwards	c	8-10	0-0	2-5		2	6	8	1	18	1	1	0	30
02	Kobe Johnson	g	3-5	2-3	0-0		0	1	1	0	8	4	2	0	30
03	Kerr Kriisa	g	3-6	2-5	2-2		0	3	3	1	10	4	2	0	34
21	RaeQuan Battle	g	5-11	3-8	2-2		0	3	3	1	15	1	3	1	33
01	Noah Farrakhan	g	0-0	0-0	0-0		0	0	0	3	0	0	1	0	3
11	Quinn Slazinski	g	3-9	2-3	1-2		1	3	4	1	9	4	1	1	27
13	Akok Akok	g	1-1	0-0	0-0		0	1	1	0	2	0	1	0	5
14	Seth Wilson	g	0-0	0-0	0-0		0	0	0	3	0	1	1	0	17
24	Patrick Suemnick	g	1-3	0-0	3-4		2	1	3	3	5	0	0	0	8
Team							0	0	0						
Totals			25-49	9-22	11-17	5	23	28	14	70	15	14	2	1	200
FG % 1st Half: 16-26			61.5%	2nd half: 9-23		39.1%	Game: 25-49		51.0%	Deadball					
3FG % 1st Half: 8-13			61.5%	2nd half: 1-9		11.1%	Game: 9-22		40.9%	Rebounds					
FT % 1st Half: 5-6			83.3%	2nd half: 6-11		54.5%	Game: 11-17		64.7%	2.2					

Officials: Steve Divine,Darron George,Ray Natili

Technical Fouls: Texas Tech-Pop Isaacs; TEAM, West Virginia-None.

Attendance: 11313

2023-24 Men's Basketball, Round: 0. Texas Tech vs West Virginia. Played at WVU

Score by periods	1st	2nd	Total
Texas Tech	39	42	81
West Virginia	45	25	70

Last FG - TTU 2nd-01:42, WVU 2nd-00:23.

Largest lead - TTU by 13 2nd-01:12, WVU by 16 1st-12:04.

TTU led for 14:50, WVU led for 23:04. Game was tied for 02:06.

Recap

Texas Tech overcame an early 16-point deficit to defeat West Virginia 81-70 at the WVU Coliseum.

The Red Raiders won their 20th game of the season by dominating a second half that saw them outscore the Mountaineers 42-25. After intermission, the Red Raiders, now 20-8 and 9-7, scored on 18 of their 32 offensive possessions, converting 16 of their 28 field goal attempts, including seven-of-15 from 3-point distance.

West Virginia, which began the game leading 20-4, did a 180 in the second half by scoring on just 12 of its 31 possessions as a result of taking poor shots.

When Jesse Edwards was able to get the ball near the basket, he scored. Overall, he made eight of his 10 field goal attempts and added two free throws for a team-high 18 points, but there were too many instances when the Mountaineers either took ill-advised shots, turned the ball over or failed to get open whenever Edwards had the ball and was double- and triple-teamed.

“We made some really hard shots early and sometimes that’s fool’s gold,” West Virginia coach Josh Eilert said. “When those difficult shots go in early you think you can live off that, and you can’t live on it.”

There were also a couple of instances when Edwards got the ball late in the game and Texas Tech chose to foul him. He has made 15 of his last 30 free throw attempts and finished converting just two of five from the line.

Game #31

Cincinnati 92, West Virginia 56

March 9, 2024 • Fifth Third Arena

Cincinnati, Ohio

West Virginia 56 • 9-22,4-14 Big 12

#	Player		Total		3-Ptr		Rebounds		PF	TP	A	TO	Blk	Stl	Min
			FG	FGA	FT	FTA	Off	Def							
11	Quinn Slazinski	f	2-6	1-2	2-2	0	1	1	1	7	4	3	0	2	23
07	Jesse Edwards	c	4-7	0-0	0-1	4	0	4	3	8	0	1	1	1	18
02	Kobe Johnson	g	2-5	0-0	2-2	0	2	2	0	6	0	1	0	1	27
03	Kerr Kriisa	g	2-7	2-6	0-0	0	1	1	3	6	0	3	0	0	32
21	RaeQuan Battle	g	4-10	1-4	0-0	0	4	4	2	9	1	1	1	2	23
04	Noah Farrakhan	g	5-9	2-3	0-0	0	2	2	1	12	1	3	0	0	22
04	Aden Tagaloa-Nelson		0-1	0-0	0-0	0	0	0	1	0	0	0	0	0	1
09	Ofri Naveh		0-2	0-0	0-0	1	0	1	0	0	0	0	0	0	3
14	Seth Wilkon		0-1	0-0	0-0	1	0	1	1	0	0	0	0	0	7
22	Josiah Harris		2-5	2-4	2-2	2	0	2	0	8	2	2	0	0	22
24	Patrick Suemnick		0-1	0-0	0-3	2	0	2	1	0	0	0	1	0	22
Team						0	3	3							
Totals			21-54	8-19	6-10	10	13	23	13	56	8	16	3	6	200
FG % 1st Half: 10-25 40.0% 2nd half: 11-29 37.9% Game: 21-54 38.9%															
3FG % 1st Half: 5-12 41.7% 2nd half: 3-7 42.9% Game: 8-19 42.1%															
FT % 1st Half: 4-4 100.0 2nd half: 2-6 33.3% Game: 6-10 60.0%															
Deadball Rebounds 1,1															

Cincinnati 92 • 18-13,7-11 Big 1

#	Player	Total			3-Ptr			Rebounds			PF	TP	A	TO	Blk	Stl	Min
		FG	FGA	FT	FTA	Off	Def	Total									
33	Ody Ojuama	f	1-2	0-0	0-0	0	1	1	2	0	0	0	0	0	0	3	
41	Simas Lukosius	f	3-11	3-10	3-4	1	2	3	0	12	5	2	0	0	0	31	
55	Aziz Bandaogo	c	4-4	0-0	1-2	1	6	7	2	9	0	2	0	0	0	21	
01	Day Day Thomas	g	3-8	1-5	0-0	0	6	6	2	7	7	0	0	5	32		
15	John Newman III	g	7-10	0-3	0-0	2	4	6	1	14	4	1	0	2	28		
00	Dan Skillings Jr.		5-8	1-3	6-8	1	3	4	2	17	2	2	2	1	28		
02	Jizzie James		4-7	0-2	0-0	3	0	3	0	8	3	0	0	0	22		
10	Josh Reed		2-4	1-2	0-0	2	1	3	2	5	1	0	0	2	14		
11	C.J. Anthony		0-0	0-0	0-0	0	0	0	0	0	1	0	0	0	1		
13	Jamille Reynolds		6-6	1-1	0-0	1	2	3	3	13	0	2	2	0	17		
14	Landen Long		1-1	1-1	0-0	0	0	0	0	3	0	0	0	0	1		
21	Chase Kirkwood		0-0	0-0	2-2	0	1	1	0	2	0	0	0	0	1		
44	Sage Tolentino		0-0	0-0	0-0	0	0	0	2	0	0	0	1	0	1		
Team						0	0	0									
Totals			36-61	8-27	12-16	11	26	37	15	92	23	9	5	10	200		
FG % 1st Half: 15-31 48.4% 2nd half: 21-30 70.0% Game: 36-61 59.0%																	
3FG % 1st Half: 3-14 21.4% 2nd half: 5-13 38.5% Game: 8-27 29.6%																	
FT % 1st Half: 3-4 75.0% 2nd half: 9-12 75.0% Game: 12-16 75.0%																	
Deadball Rebounds 4																	

Officials: Tyler Kumpf,Chance Moore,Doug Simmons
Technical Fouls: West Virginia-Kerr Kriisa; TEAM, Cincinnati-None.
Attendance: 11914
2023-24 Men's Basketball. Round: 0. Cincinnati vs West Virginia. Played at FIF

Score by periods	1st	2nd	Total
West Virginia	29	27	56
Cincinnati	36	56	92

Last FG - WVU 2nd-02:01, UC 2nd-01:08.
Largest lead - WVU by 2 1st-18:41, UC by 36 2nd-00:24.
WVU led for 02:10. UC led for 34:30. Game was tied for 03:20.

Score tied - 3 times.
Lead changed - 3 times.

Recap

West Virginia concluded its regular season with a 92-56 loss to Cincinnati at Fifth Third Arena in Cincinnati, Ohio.

The Bearcats shot 70% and scored the same number of points in the second half the Mountaineers scored for the entire game.

Thirteen different Cincinnati players got on the floor and 11 got into the scoring column, including guard Dan Skillings Jr., whose 17 points led all scorers. John Newman III tallied 14, Jamil Reynolds 13 and Simas Lukosius added 12 for UC, which avenges a Jan. 31 loss in Morgantown.

This game was within range at halftime, WVU trailing 36-29, but the wheels came off in the second half. West Virginia coach Josh Eilert used all his timeouts with 10 minutes to go.

"I thought we played fairly well in the first half, down 14 before cutting it to seven, and there were a lot of positives there you could hang your hat on," Eilert said. "We have the ball coming out of the half and start to make a run, but nothing went our way."

Cincinnati scored 48 points in the paint, tallied 27 points off West Virginia's 16 turnovers and its bench outscored West Virginia's 48 to 20.

After RaeQuan Battle's jumper reduced Cincinnati's lead to five, 36-31, WVU managed to keep the margin to within 12 to 14 points until the 10-minute mark. After that, West Virginia quit scoring and Cincinnati didn't.

Two substitution timeouts to get seldom-used backups into the game didn't slow Cincinnati down either. Landen Long's 3-pointer with 1:08 remaining gave Cincinnati a 34-point lead, and two free throws by Chase Kirkwood with 24 seconds left concluded the scoring.

For the game, Cincinnati shot 59% and scored on 67% of its 63 offensive possessions.

Guard Noah Farrakhan was the only WVU player to reach double figures with 12 points.

Center Jesse Edwards, coming off a career-high 36 points against TCU and scoring 25 versus the Bearcats earlier this year, finished with eight points and four rebounds in just 18 minutes of action.

West Virginia ends the regular season with a 9-22 overall record and a 4-14 mark in Big 12 play.





2023-24 West Virginia Men's Basketball
Individual Game-by-Game
All games

#1 FARRAKHAN, Noah

				Total		3-Pointers		Free throws		Rebounds											
Opponent	Date	GS	MIN	FG-FGA	PCT	3FG-3FGA	PCT	FT-FTA	PCT	OFF	DEF	TOT	AVG	PF	A	TO	BLK	STL	PTS	AVG	
vs Massachusetts	12/16/2023		18:09	7-11	.636	1-1	1.000	0-0	.000	1	0	1	1.0	5	4	1	0	1	15	15.0	
Radford	12/20/2023	*	31:38	7-10	.700	1-2	.500	1-2	.500	1	6	7	4.0	2	2	1	0	2	16	15.5	
Toledo	12/23/2023	*	28:32	3-7	.429	1-2	.500	5-6	.833	1	3	4	4.0	3	1	2	1	0	12	14.3	
vs Ohio St.	12/30/2023	*	33:16	8-18	.444	1-4	.250	2-4	.500	0	4	4	4.0	5	2	4	0	0	19	15.5	
at Houston	01/06/2024	*	24:16	4-12	.333	0-2	.000	1-2	.500	1	2	3	3.8	4	2	0	0	1	9	14.2	
Kansas St.	01/09/2024	*	22:49	2-9	.222	1-3	.333	6-7	.857	0	3	3	3.7	2	0	2	0	2	11	13.7	
Texas	01/13/2024		22:01	1-8	.125	0-0	.000	3-4	.750	1	6	7	4.1	2	2	1	0	1	5	12.4	
at Oklahoma	01/17/2024		22:40	6-11	.545	1-2	.500	1-1	1.000	0	0	0	3.6	3	2	1	0	2	14	12.6	
Kansas	01/20/2024		17:51	0-5	.000	0-0	.000	4-4	1.000	1	3	4	3.7	1	6	1	0	0	4	11.7	
at UCF	01/23/2024		21:36	3-10	.300	0-1	.000	2-3	.667	0	3	3	3.6	2	3	2	0	0	8	11.3	
at Oklahoma St.	01/27/2024		23:18	4-12	.333	0-1	.000	1-2	.500	0	7	7	3.9	3	3	0	0	0	9	11.1	
Cincinnati	01/31/2024		11:44	2-4	.500	1-1	1.000	0-0	.000	0	2	2	3.8	0	0	0	0	0	5	10.6	
BYU	02/03/2024		22:14	1-5	.200	0-1	.000	0-0	.000	2	2	4	3.8	1	3	2	0	0	2	9.9	
at Texas	02/10/2024		23:59	4-8	.500	1-3	.333	2-2	1.000	0	8	8	4.1	2	0	1	0	1	11	10.0	
at TCU	02/12/2024		17:09	1-5	.200	0-4	.000	2-2	1.000	0	1	1	3.9	3	0	3	0	0	4	9.6	
Baylor	02/17/2024		18:57	1-2	.500	1-2	.500	0-0	.000	0	1	1	3.7	1	0	3	0	0	3	9.2	
UCF	02/20/2024		14:01	0-2	.000	0-0	.000	0-0	.000	0	1	1	3.5	1	2	1	0	0	0	8.6	
at Iowa St.	02/24/2024		19:01	2-4	.500	1-2	.500	0-0	.000	1	2	3	3.5	3	2	2	0	1	5	8.4	
at Kansas St.	02/26/2024		13:08	3-6	.500	1-2	.500	0-0	.000	0	2	2	3.4	2	2	0	0	0	7	8.4	
Texas Tech	03/02/2024		02:43	0-0	.000	0-0	.000	0-0	.000	0	0	0	3.3	3	0	1	0	0	0	8.0	
TCU	03/06/2024		15:16	3-4	.750	0-0	.000	0-1	.000	0	0	0	3.1	3	1	3	0	0	6	7.9	
at Cincinnati	03/09/2024		22:08	5-9	.556	2-3	.667	0-0	.000	0	2	2	3.0	1	1	3	0	0	12	8.0	
Totals		5	446:27	67-162	.414	13-36	.361	30-40	.750	9	58	67	3.0	52	38	34	1	11	177	8.0	

Player Averages

Games Played	Minutes/ game	Points/ game	FG Pct	3FG Pct	FT Pct	Rebounds/ game	Assists/ game	Turnovers/ game	Assist/Turnover ratio	Steals/ game	Blocks/ game
22	20.3	8.0	41.4	36.1	75.0	3.0	1.7	1.5	1.1	0.5	0.0



2023-24 West Virginia Men's Basketball
Individual Game-by-Game
All games

Page 2/13
as of Mar 09, 2024

#2 JOHNSON, Kobe

Opponent	Date	GS	MIN	Total		3-Pointers		Free throws		Rebounds				PF	A	TO	BLK	STL	PTS	AVG
				FG-FGA	PCT	3FG-3FGA	PCT	FT-FTA	PCT	OFF	DEF	TOT	AVG							
Missouri St.	11/06/2023	*	33:44	4-14	.286	0-5	.000	0-0	.000	1	2	3	3.0	1	4	0	1	0	8	8.0
Monmouth	11/10/2023	*	35:11	4-11	.364	1-5	.200	4-4	1.000	0	3	3	3.0	0	2	4	1	1	13	10.5
Jacksonville St.	11/14/2023	*	34:36	7-17	.412	1-5	.200	4-4	1.000	0	6	6	4.0	0	5	1	1	0	19	13.3
vs SMU	11/20/2023	*	33:43	2-5	.400	0-0	.000	0-1	.000	0	2	2	3.5	1	1	2	1	1	4	11.0
vs Virginia	11/22/2023	*	34:12	3-5	.600	2-3	.667	0-0	.000	1	4	5	3.8	0	6	5	0	1	8	10.4
Bellarmine	11/26/2023	*	37:27	5-10	.500	0-2	.000	3-4	.750	0	2	2	3.5	1	1	0	1	1	13	10.8
St. John's (NY)	12/01/2023	*	37:41	4-9	.444	1-1	1.000	5-6	.833	0	2	2	3.3	1	1	1	0	0	14	11.3
Pittsburgh	12/06/2023	*	35:11	2-7	.286	0-1	.000	2-2	1.000	1	4	5	3.5	1	4	1	1	2	6	10.6
Drexel	12/09/2023	*	33:33	4-8	.500	0-1	.000	0-0	.000	1	3	4	3.6	1	6	1	1	2	8	10.3
vs Massachusetts	12/16/2023	*	16:12	0-2	.000	0-1	.000	0-0	.000	0	1	1	3.3	0	2	1	0	0	0	9.3
Toledo	12/23/2023		09:53	1-2	.500	0-1	.000	0-0	.000	0	2	2	3.2	0	0	2	0	1	2	8.6
vs Ohio St.	12/30/2023		13:00	0-3	.000	0-0	.000	0-0	.000	1	1	2	3.1	0	1	0	1	0	0	7.9
at Houston	01/06/2024		14:47	0-3	.000	0-2	.000	2-2	1.000	0	0	0	2.8	0	2	0	0	0	2	7.5
Kansas St.	01/09/2024		19:40	4-5	.800	1-2	.500	0-0	.000	0	0	0	2.6	1	0	2	0	0	9	7.6
Texas	01/13/2024	*	24:39	1-2	.500	0-0	.000	3-4	.750	0	3	3	2.7	0	3	4	0	1	5	7.4
at Oklahoma	01/17/2024	*	23:18	2-4	.500	2-2	1.000	0-0	.000	0	0	0	2.5	2	1	3	0	2	6	7.3
Kansas	01/20/2024	*	27:15	3-4	.750	1-2	.500	0-0	.000	0	0	0	2.4	1	1	1	0	0	7	7.3
at UCF	01/23/2024	*	19:29	0-3	.000	0-1	.000	0-0	.000	0	0	0	2.2	1	3	1	1	0	0	6.9
at Oklahoma St.	01/27/2024	*	18:41	1-3	.333	0-1	.000	0-0	.000	0	1	1	2.2	3	5	1	0	0	2	6.6
Cincinnati	01/31/2024	*	33:05	1-5	.200	0-0	.000	0-0	.000	0	5	5	2.3	0	3	0	0	1	2	6.4
BYU	02/03/2024	*	17:10	0-2	.000	0-1	.000	0-0	.000	0	0	0	2.2	1	0	3	0	0	0	6.1
at Texas	02/10/2024	*	23:45	1-3	.333	0-0	.000	0-1	.000	0	1	1	2.1	0	0	5	0	0	2	5.9
at TCU	02/12/2024	*	20:28	1-2	.500	0-0	.000	3-4	.750	0	2	2	2.1	1	0	0	0	0	5	5.9
Baylor	02/17/2024	*	27:46	3-5	.600	0-1	.000	0-1	.000	1	0	1	2.1	3	4	2	0	2	6	5.9
UCF	02/20/2024	*	31:21	4-9	.444	0-2	.000	0-0	.000	1	4	5	2.2	0	1	1	0	1	8	6.0
at Iowa St.	02/24/2024	*	30:03	5-7	.714	2-3	.667	0-1	.000	0	2	2	2.2	0	3	1	1	0	12	6.2
at Kansas St.	02/26/2024	*	19:24	0-1	.000	0-1	.000	0-0	.000	0	1	1	2.1	0	1	0	0	0	0	6.0
Texas Tech	03/02/2024	*	30:12	3-5	.600	2-3	.667	0-0	.000	0	1	1	2.1	0	4	2	0	0	8	6.0
TCU	03/06/2024		27:13	1-2	.500	0-0	.000	2-2	1.000	0	1	1	2.1	1	1	3	0	0	4	6.0
at Cincinnati	03/09/2024	*	26:22	2-5	.400	0-0	.000	2-2	1.000	0	2	2	2.1	0	0	1	0	1	6	6.0
Totals		25	789:00	68-163	.417	13-46	.283	30-38	.789	7	55	62	2.1	20	65	48	10	17	179	6.0

Player Averages

Games Played	Minutes/ game	Points/ game	FG Pct	3FG Pct	FT Pct	Rebounds/ game	Assists/ game	Turnovers/ game	Assist/Turnover ratio	Steals/ game	Blocks/ game
30	26.3	6.0	41.7	28.3	78.9	2.1	2.2	1.6	1.4	0.6	0.3



2023-24 West Virginia Men's Basketball
Individual Game-by-Game
All games

#3 KRIISA, Kerr

Opponent	Date	GS	MIN	Total		3-Pointers		Free throws		Rebounds				PF	A	TO	BLK	STL	PTS	AVG
				FG-FGA	PCT	3FG-3FGA	PCT	FT-FTA	PCT	OFF	DEF	TOT	AVG							
vs Massachusetts	12/16/2023	*	35:54	6-16	.375	6-15	.400	2-4	.500	0	2	2	2.0	4	7	3	0	0	20	20.0
Radford	12/20/2023	*	37:14	1-4	.250	1-3	.333	0-0	.000	0	2	2	2.0	2	6	4	0	0	3	11.5
Toledo	12/23/2023	*	32:06	4-7	.571	3-6	.500	1-2	.500	0	2	2	2.0	2	10	2	1	0	12	11.7
vs Ohio St.	12/30/2023	*	38:34	2-8	.250	1-5	.200	0-1	.000	0	4	4	2.5	3	5	2	0	0	5	10.0
at Houston	01/06/2024	*	26:19	2-4	.500	1-3	.333	2-2	1.000	0	1	1	2.2	1	1	3	0	0	7	9.4
Kansas St.	01/09/2024	*	31:15	4-10	.400	3-8	.375	0-0	.000	0	1	1	2.0	2	5	3	0	0	11	9.7
Texas	01/13/2024	*	33:50	4-10	.400	4-8	.500	2-2	1.000	0	4	4	2.3	1	2	3	0	0	14	10.3
at Oklahoma	01/17/2024	*	27:05	1-5	.200	0-4	.000	2-2	1.000	0	2	2	2.3	4	4	4	0	0	4	9.5
Kansas	01/20/2024	*	26:23	4-6	.667	3-4	.750	4-4	1.000	0	3	3	2.3	3	3	6	0	2	15	10.1
at UCF	01/23/2024	*	37:21	3-10	.300	3-8	.375	0-0	.000	0	3	3	2.4	0	5	3	0	3	9	10.0
at Oklahoma St.	01/27/2024	*	28:28	6-9	.667	6-8	.750	3-3	1.000	0	5	5	2.6	5	1	2	0	1	21	11.0
Cincinnati	01/31/2024	*	37:00	2-6	.333	2-6	.333	4-6	.667	0	3	3	2.7	2	7	2	0	3	10	10.9
BYU	02/03/2024	*	35:35	8-14	.571	5-10	.500	2-2	1.000	0	5	5	2.8	2	4	2	0	2	23	11.8
at Texas	02/10/2024	*	29:08	1-4	.250	1-3	.333	0-0	.000	0	2	2	2.8	0	4	3	0	0	3	11.2
at TCU	02/12/2024	*	35:03	5-9	.556	3-6	.500	0-0	.000	0	3	3	2.8	2	4	6	0	2	13	11.3
Baylor	02/17/2024	*	32:57	2-7	.286	1-4	.250	0-0	.000	0	1	1	2.7	5	6	2	0	1	5	10.9
UCF	02/20/2024	*	34:38	3-6	.500	1-3	.333	0-0	.000	1	4	5	2.8	3	7	1	0	0	7	10.7
at Iowa St.	02/24/2024	*	35:14	4-7	.571	4-7	.571	0-0	.000	0	0	0	2.7	4	2	5	0	1	12	10.8
at Kansas St.	02/26/2024	*	39:46	8-20	.400	5-12	.417	4-5	.800	0	1	1	2.6	4	6	1	0	1	25	11.5
Texas Tech	03/02/2024	*	33:25	3-6	.500	2-5	.400	2-2	1.000	0	3	3	2.6	1	4	2	0	0	10	11.5
TCU	03/06/2024	*	32:35	2-4	.500	2-4	.500	0-2	.000	0	3	3	2.6	1	9	3	0	1	6	11.2
at Cincinnati	03/09/2024	*	31:03	2-7	.286	2-6	.333	0-0	.000	0	1	1	2.5	3	0	3	0	0	6	11.0
Totals			22 730:54	77-179	.430	59-138	.428	28-37	.757	1	55	56	2.5	54	102	65	1	17	241	11.0

Player Averages

Games Played	Minutes/ game	Points/ game	FG Pct	3FG Pct	FT Pct	Rebounds/ game	Assists/ game	Turnovers/ game	Assist/Turnover ratio	Steals/ game	Blocks/ game
22	33.2	11.0	43.0	42.8	75.7	2.5	4.6	3.0	1.6	0.8	0.0



2023-24 West Virginia Men's Basketball
Individual Game-by-Game
All games

Page 4/13
as of Mar 09, 2024

#4 TAGALOA-NELSON, Aden

Opponent	Date	GS	MIN	Total		3-Pointers		Free throws		Rebounds											
				FG-FGA	PCT	3FG-3FGA	PCT	FT-FTA	PCT	OFF	DEF	TOT	AVG	PF	A	TO	BLK	STL	PTS	AVG	
at Texas	02/10/2024		05:21	0-1	.000	0-0	.000	0-0	.000	0	0	0	0.0	0	0	2	0	0	0	0.0	
at Cincinnati	03/09/2024		01:18	0-1	.000	0-0	.000	0-0	.000	0	0	0	0.0	1	0	0	0	0	0	0.0	
Totals		0	06:39	0-2	.000	0-0	.000	0-0	.000	0	0	0	0.0	1	0	2	0	0	0	0.0	

Player Averages

Games Played	Minutes/game	Points/game	FG Pct	3FG Pct	FT Pct	Rebounds/game	Assists/game	Turnovers/game	Assist/Turnover ratio	Steals/game	Blocks/game
2	3.3	0.0	0.0	0.0	0.0	0.0	0.0	1.0	0.0	0.0	0.0



2023-24 West Virginia Men's Basketball
Individual Game-by-Game
All games

Page 5/13
as of Mar 09, 2024

#5 BEMBRY, Jeremiah

Opponent	Date	GS	MIN	Total		3-Pointers		Free throws		Rebounds				PF	A	TO	BLK	STL	PTS	AVG
				FG-FGA	PCT	3FG-3FGA	PCT	FT-FTA	PCT	OFF	DEF	TOT	AVG							
Missouri St.	11/06/2023		06:16	0-2	.000	0-0	.000	0-0	.000	0	1	1	1.0	0	0	0	0	0	0	0.0
Monmouth	11/10/2023		03:21	0-1	.000	0-0	.000	0-0	.000	0	0	0	0.5	1	1	0	0	0	0	0.0
Jacksonville St.	11/14/2023		03:52	0-1	.000	0-0	.000	0-0	.000	0	0	0	0.3	1	1	0	0	0	0	0.0
Bellarmino	11/26/2023		03:38	0-0	.000	0-0	.000	0-0	.000	1	0	1	0.5	0	1	0	0	0	0	0.0
St. John's (NY)	12/01/2023		01:29	0-0	.000	0-0	.000	0-1	.000	0	0	0	0.4	0	0	0	0	0	0	0.0
Pittsburgh	12/06/2023		01:36	0-0	.000	0-0	.000	0-0	.000	0	0	0	0.3	0	0	0	0	0	0	0.0
Drexel	12/09/2023		03:26	0-1	.000	0-0	.000	0-0	.000	1	0	1	0.4	1	0	0	0	0	0	0.0
at Houston	01/06/2024		02:34	0-1	.000	0-0	.000	0-0	.000	1	0	1	0.5	0	0	1	0	0	0	0.0
Totals		0	26:12	0-6	.000	0-0	.000	0-1	.000	3	1	4	0.5	3	3	1	0	0	0	0.0

Player Averages

Games Played	Minutes/ game	Points/ game	FG Pct	3FG Pct	FT Pct	Rebounds/ game	Assists/ game	Turnovers/ game	Assist/Turnover ratio	Steals/ game	Blocks/ game
8	3.3	0.0	0.0	0.0	0.0	0.5	0.4	0.1	3.0	0.0	0.0



2023-24 West Virginia Men's Basketball
Individual Game-by-Game
All games

#7 EDWARDS, Jesse

Opponent	Date	GS	MIN	Total		3-Pointers		Free throws		Rebounds				PF	A	TO	BLK	STL	PTS	AVG
				FG-FGA	PCT	3FG-3FGA	PCT	FT-FTA	PCT	OFF	DEF	TOT	AVG							
Missouri St.	11/06/2023	*	37:05	4-7	.571	0-1	.000	5-7	.714	5	8	13	13.0	3	2	1	3	1	13	13.0
Monmouth	11/10/2023	*	38:29	6-11	.545	0-1	.000	4-6	.667	6	7	13	13.0	4	2	1	1	0	16	14.5
Jacksonville St.	11/14/2023	*	32:13	4-6	.667	0-1	.000	6-11	.545	3	3	6	10.7	4	0	3	0	0	14	14.3
vs SMU	11/20/2023	*	36:09	7-15	.467	0-0	.000	4-9	.444	4	5	9	10.3	3	2	5	3	0	18	15.3
vs Virginia	11/22/2023	*	30:55	7-12	.583	0-0	.000	3-6	.500	4	5	9	10.0	4	0	3	2	1	17	15.6
Bellarmine	11/26/2023	*	33:53	5-10	.500	0-0	.000	7-8	.875	3	11	14	10.7	1	2	5	3	1	17	15.8
St. John's (NY)	12/01/2023	*	23:20	5-8	.625	0-0	.000	5-7	.714	4	2	6	10.0	5	0	1	3	0	15	15.7
Pittsburgh	12/06/2023	*	34:35	8-11	.727	0-1	.000	4-4	1.000	2	7	9	9.9	2	0	2	0	0	20	16.3
Drexel	12/09/2023	*	33:05	7-10	.700	0-0	.000	2-2	1.000	2	3	5	9.3	3	2	1	2	1	16	16.2
vs Massachusetts	12/16/2023	*	15:47	1-7	.143	0-0	.000	0-0	.000	1	2	3	8.7	4	1	1	0	0	2	14.8
at Oklahoma St.	01/27/2024		15:46	1-3	.333	0-0	.000	2-5	.400	2	2	4	8.3	2	0	0	0	2	4	13.8
Cincinnati	01/31/2024	*	28:59	11-17	.647	0-0	.000	3-9	.333	6	4	10	8.4	2	1	1	4	0	25	14.8
BYU	02/03/2024	*	23:08	7-9	.778	0-0	.000	2-5	.400	2	5	7	8.3	3	2	0	2	1	16	14.8
at Texas	02/10/2024	*	23:30	7-9	.778	0-0	.000	3-6	.500	4	5	9	8.4	2	0	1	1	0	17	15.0
at TCU	02/12/2024	*	18:41	1-6	.167	0-0	.000	4-4	1.000	1	3	4	8.1	4	1	3	0	0	6	14.4
Baylor	02/17/2024	*	24:24	8-10	.800	0-0	.000	5-11	.455	4	5	9	8.1	4	1	3	2	1	21	14.8
UCF	02/20/2024	*	30:54	5-8	.625	0-0	.000	5-10	.500	2	8	10	8.2	3	1	1	2	1	15	14.8
at Iowa St.	02/24/2024	*	33:14	4-5	.800	0-0	.000	2-3	.667	2	6	8	8.2	2	3	5	4	2	10	14.6
at Kansas St.	02/26/2024	*	26:39	1-9	.111	0-0	.000	3-9	.333	5	2	7	8.2	5	4	1	2	0	5	14.1
Texas Tech	03/02/2024	*	30:03	8-10	.800	0-0	.000	2-5	.400	2	6	8	8.2	1	1	1	0	1	18	14.3
TCU	03/06/2024	*	35:40	15-19	.789	0-0	.000	6-18	.333	3	10	13	8.4	2	2	2	2	0	36	15.3
at Cincinnati	03/09/2024	*	17:34	4-7	.571	0-0	.000	0-1	.000	4	0	4	8.2	3	0	1	1	1	8	15.0
Totals		21	624:02	126-209	.603	0-4	.000	77-146	.527	71	109	180	8.2	66	27	42	37	13	329	15.0

Player Averages

Games Played	Minutes/ game	Points/ game	FG Pct	3FG Pct	FT Pct	Rebounds/ game	Assists/ game	Turnovers/ game	Assist/Turnover ratio	Steals/ game	Blocks/ game
22	28.4	15.0	60.3	0.0	52.7	8.2	1.2	1.9	0.6	0.6	1.7



2023-24 West Virginia Men's Basketball
Individual Game-by-Game
All games

#9 NAVEH, Ofri

Opponent	Date	GS	MIN	Total		3-Pointers		Free throws		Rebounds				PF	A	TO	BLK	STL	PTS	AVG
				FG-FGA	PCT	3FG-3FGA	PCT	FT-FTA	PCT	OFF	DEF	TOT	AVG							
Missouri St.	11/06/2023		22:33	1-4	.250	1-2	.500	1-2	.500	0	2	2	2.0	3	2	1	0	0	4	4.0
Monmouth	11/10/2023		24:53	1-5	.200	0-3	.000	2-3	.667	3	2	5	3.5	4	0	0	0	0	4	4.0
Jacksonville St.	11/14/2023	*	28:54	1-2	.500	0-1	.000	1-2	.500	1	5	6	4.3	1	3	1	1	3	3	3.7
vs SMU	11/20/2023	*	23:49	1-5	.200	0-0	.000	4-5	.800	4	1	5	4.5	4	2	1	0	1	6	4.3
vs Virginia	11/22/2023	*	26:24	0-2	.000	0-0	.000	0-0	.000	3	4	7	5.0	2	3	2	0	1	0	3.4
Bellarmine	11/26/2023	*	32:23	2-4	.500	2-3	.667	4-4	1.000	1	5	6	5.2	1	0	3	0	0	10	4.5
St. John's (NY)	12/01/2023		29:03	0-3	.000	0-1	.000	9-12	.750	1	4	5	5.1	1	3	1	0	1	9	5.1
Pittsburgh	12/06/2023	*	35:00	5-13	.385	1-5	.200	0-0	.000	0	4	4	5.0	1	3	1	1	0	11	5.9
Drexel	12/09/2023	*	25:58	2-4	.500	1-2	.500	0-0	.000	0	4	4	4.9	2	1	0	0	1	5	5.8
vs Massachusetts	12/16/2023	*	11:44	0-0	.000	0-0	.000	0-0	.000	0	0	0	4.4	1	0	1	0	0	0	5.2
Radford	12/20/2023		12:52	2-2	1.000	1-1	1.000	0-0	.000	1	2	3	4.3	3	1	0	0	1	5	5.2
Toledo	12/23/2023		09:25	1-4	.250	0-1	.000	1-2	.500	0	1	1	4.0	0	1	0	0	0	3	5.0
vs Ohio St.	12/30/2023		03:35	0-0	.000	0-0	.000	0-0	.000	0	1	1	3.8	0	0	1	0	0	0	4.6
at Houston	01/06/2024		02:34	0-1	.000	0-1	.000	0-0	.000	0	0	0	3.5	0	0	0	1	0	0	4.3
Kansas St.	01/09/2024		03:10	0-0	.000	0-0	.000	0-0	.000	0	1	1	3.3	0	0	1	0	0	0	4.0
Texas	01/13/2024		02:59	0-0	.000	0-0	.000	0-2	.000	1	0	1	3.2	1	0	0	0	0	0	3.8
at Oklahoma	01/17/2024		03:01	0-0	.000	0-0	.000	0-0	.000	0	0	0	3.0	3	0	1	0	0	0	3.5
at UCF	01/23/2024		05:24	0-1	.000	0-1	.000	1-2	.500	1	3	4	3.1	0	1	0	0	0	1	3.4
at Oklahoma St.	01/27/2024		05:14	0-1	.000	0-0	.000	0-0	.000	1	0	1	2.9	0	0	0	0	0	0	3.2
Cincinnati	01/31/2024		03:59	0-0	.000	0-0	.000	0-1	.000	0	0	0	2.8	0	0	0	0	0	0	3.1
at Texas	02/10/2024		06:54	0-1	.000	0-0	.000	2-2	1.000	1	0	1	2.7	2	0	0	0	0	2	3.0
at TCU	02/12/2024		02:00	0-0	.000	0-0	.000	0-0	.000	0	0	0	2.6	0	0	0	0	0	0	2.9
TCU	03/06/2024		06:41	0-1	.000	0-1	.000	0-0	.000	1	0	1	2.5	1	0	0	0	0	0	2.7
at Cincinnati	03/09/2024		03:25	0-2	.000	0-0	.000	0-0	.000	1	0	1	2.5	0	0	0	0	0	0	2.6
Totals		7	331:54	16-55	.291	6-22	.273	25-37	.676	20	39	59	2.5	30	20	14	3	8	63	2.6

Player Averages

Games Played	Minutes/ game	Points/ game	FG Pct	3FG Pct	FT Pct	Rebounds/ game	Assists/ game	Turnovers/ game	Assist/Turnover ratio	Steals/ game	Blocks/ game
24	13.8	2.6	29.1	27.3	67.6	2.5	0.8	0.6	1.4	0.3	0.1



2023-24 West Virginia Men's Basketball
Individual Game-by-Game
All games

Page 8/13
as of Mar 09, 2024

#11 SLAZINSKI, Quinn

Opponent	Date	GS	MIN	Total		3-Pointers		Free throws		Rebounds				PF	A	TO	BLK	STL	PTS	AVG
				FG-FGA	PCT	3FG-3FGA	PCT	FT-FTA	PCT	OFF	DEF	TOT	AVG							
Missouri St.	11/06/2023	*	34:22	4-10	.400	2-4	.500	8-9	.889	1	6	7	7.0	2	2	3	1	0	18	18.0
Monmouth	11/10/2023	*	33:38	6-16	.375	3-7	.429	0-0	.000	2	0	2	4.5	0	4	1	0	1	15	16.5
Jacksonville St.	11/14/2023	*	36:23	6-10	.600	3-5	.600	4-6	.667	0	7	7	5.3	1	3	4	0	0	19	17.3
vs SMU	11/20/2023	*	34:02	5-13	.385	3-9	.333	0-0	.000	1	0	1	4.3	0	3	2	0	1	13	16.3
vs Virginia	11/22/2023	*	30:36	5-14	.357	2-6	.333	5-5	1.000	0	5	5	4.4	3	0	1	0	0	17	16.4
Bellarmine	11/26/2023	*	32:11	6-13	.462	1-6	.167	3-5	.600	2	3	5	4.5	2	3	1	0	0	16	16.3
St. John's (NY)	12/01/2023	*	34:53	5-10	.500	1-3	.333	8-13	.615	1	6	7	4.9	3	2	3	1	0	19	16.7
Pittsburgh	12/06/2023	*	34:36	6-11	.545	1-4	.250	9-10	.900	0	6	6	5.0	2	1	3	0	0	22	17.4
Drexel	12/09/2023	*	31:46	6-15	.400	1-3	.333	1-3	.333	2	4	6	5.1	1	0	5	0	0	14	17.0
vs Massachusetts	12/16/2023	*	31:27	6-19	.316	3-7	.429	5-6	.833	1	4	5	5.1	4	2	1	0	1	20	17.3
Radford	12/20/2023	*	24:54	2-10	.200	0-4	.000	0-0	.000	0	7	7	5.3	1	3	1	1	1	4	16.1
Toledo	12/23/2023	*	34:30	6-13	.462	1-6	.167	1-2	.500	0	2	2	5.0	2	3	1	0	0	14	15.9
vs Ohio St.	12/30/2023	*	38:32	4-12	.333	0-3	.000	3-3	1.000	2	6	8	5.2	4	3	1	0	0	11	15.5
at Houston	01/06/2024	*	20:40	3-11	.273	1-7	.143	1-1	1.000	0	1	1	4.9	0	0	1	0	0	8	15.0
Kansas St.	01/09/2024		21:31	1-4	.250	1-2	.500	4-4	1.000	1	1	2	4.7	2	2	0	0	1	7	14.5
Texas	01/13/2024		21:12	2-4	.500	2-3	.667	7-10	.700	1	1	2	4.6	3	1	3	0	2	13	14.4
at Oklahoma	01/17/2024		29:09	3-6	.500	0-3	.000	4-6	.667	0	5	5	4.6	2	2	0	0	1	10	14.1
Kansas	01/20/2024		27:05	2-5	.400	1-3	.333	3-4	.750	2	3	5	4.6	3	3	2	0	0	8	13.8
at UCF	01/23/2024		15:35	2-3	.667	1-1	1.000	2-2	1.000	0	3	3	4.5	1	0	1	0	0	7	13.4
at Oklahoma St.	01/27/2024		29:23	7-12	.583	4-6	.667	0-0	.000	0	3	3	4.5	1	1	2	1	0	18	13.7
Cincinnati	01/31/2024	*	34:33	5-9	.556	1-2	.500	4-6	.667	1	4	5	4.5	2	3	5	0	0	15	13.7
BYU	02/03/2024	*	26:04	2-11	.182	0-4	.000	0-0	.000	0	0	0	4.3	1	2	0	0	1	4	13.3
at Texas	02/10/2024	*	23:43	3-10	.300	0-4	.000	0-0	.000	0	4	4	4.3	0	0	1	0	0	6	13.0
at TCU	02/12/2024	*	32:48	6-11	.545	3-6	.500	0-0	.000	1	4	5	4.3	1	5	4	0	0	15	13.0
Baylor	02/17/2024	*	26:14	2-6	.333	0-1	.000	5-5	1.000	0	1	1	4.2	1	2	1	1	0	9	12.9
UCF	02/20/2024	*	32:14	4-11	.364	2-4	.500	4-4	1.000	0	4	4	4.2	2	4	2	0	0	14	12.9
at Iowa St.	02/24/2024	*	21:56	3-6	.500	2-4	.500	3-3	1.000	1	1	2	4.1	4	2	2	0	1	11	12.9
at Kansas St.	02/26/2024	*	26:42	1-8	.125	0-4	.000	2-2	1.000	2	4	6	4.1	2	2	3	0	1	4	12.5
Texas Tech	03/02/2024		26:37	3-9	.333	2-3	.667	1-2	.500	1	3	4	4.1	1	4	1	1	0	9	12.4
TCU	03/06/2024	*	25:14	3-8	.375	1-3	.333	4-4	1.000	2	1	3	4.1	1	1	1	0	1	11	12.4
at Cincinnati	03/09/2024	*	23:31	2-6	.333	1-2	.500	2-2	1.000	0	1	1	4.0	1	4	3	0	2	7	12.2
Totals		24	896:02	121-306	.395	43-129	.333	93-117	.795	24	100	124	4.0	53	67	59	6	14	378	12.2

Player Averages

Games Played	Minutes/ game	Points/ game	FG Pct	3FG Pct	FT Pct	Rebounds/ game	Assists/ game	Turnovers/ game	Assist/Turnover ratio	Steals/ game	Blocks/ game
31	28.9	12.2	39.5	33.3	79.5	4.0	2.2	1.9	1.1	0.5	0.2



2023-24 West Virginia Men's Basketball
Individual Game-by-Game
All games

Page 9/13
as of Mar 09, 2024

#13 AKOK, Akok

Opponent	Date	GS	MIN	Total		3-Pointers		Free throws		Rebounds				PF	A	TO	BLK	STL	PTS	AVG
				FG-FGA	PCT	3FG-3FGA	PCT	FT-FTA	PCT	OFF	DEF	TOT	AVG							
Pittsburgh	12/06/2023		07:36	0-2	.000	0-1	.000	0-0	.000	1	1	2	2.0	0	0	0	2	0	0	0.0
Drexel	12/09/2023		12:06	2-3	.667	1-1	1.000	0-0	.000	0	1	1	1.5	0	2	0	1	0	5	2.5
vs Massachusetts	12/16/2023		22:21	2-5	.400	0-1	.000	0-0	.000	0	2	2	1.7	1	0	0	1	0	4	3.0
Radford	12/20/2023	*	22:57	2-6	.333	0-2	.000	0-2	.000	1	6	7	3.0	0	0	0	2	0	4	3.3
Toledo	12/23/2023	*	24:29	4-6	.667	0-0	.000	1-2	.500	3	9	12	4.8	2	1	1	2	0	9	4.4
vs Ohio St.	12/30/2023	*	17:27	1-2	.500	0-0	.000	0-0	.000	2	2	4	4.7	3	1	1	0	0	2	4.0
at Houston	01/06/2024	*	18:40	1-2	.500	1-1	1.000	1-2	.500	2	3	5	4.7	1	1	1	4	0	4	4.0
Kansas St.	01/09/2024		20:45	3-5	.600	0-1	.000	0-0	.000	0	1	1	4.3	1	0	1	0	0	6	4.3
Texas	01/13/2024		15:32	2-3	.667	1-2	.500	2-3	.667	0	1	1	3.9	2	0	0	1	0	7	4.6
at Oklahoma	01/17/2024		09:38	0-1	.000	0-1	.000	0-0	.000	0	3	3	3.8	1	0	0	1	0	0	4.1
Kansas	01/20/2024	*	18:12	2-4	.500	1-2	.500	0-0	.000	0	1	1	3.5	1	1	0	1	0	5	4.2
at UCF	01/23/2024	*	19:26	3-5	.600	1-3	.333	0-0	.000	1	2	3	3.5	0	0	0	2	0	7	4.4
at Oklahoma St.	01/27/2024	*	18:19	2-4	.500	0-2	.000	2-2	1.000	1	1	2	3.4	0	0	1	1	0	6	4.5
Cincinnati	01/31/2024		07:14	1-2	.500	0-0	.000	0-0	.000	0	1	1	3.2	1	0	2	0	0	2	4.4
at Texas	02/10/2024		09:19	0-1	.000	0-0	.000	2-4	.500	1	0	1	3.1	0	2	0	0	0	2	4.2
at TCU	02/12/2024		14:59	0-1	.000	0-0	.000	0-0	.000	0	2	2	3.0	1	1	0	1	0	0	3.9
Baylor	02/17/2024		09:41	0-1	.000	0-0	.000	0-0	.000	1	1	2	2.9	0	1	0	0	1	0	3.7
UCF	02/20/2024		07:17	0-0	.000	0-0	.000	1-2	.500	1	1	2	2.9	0	0	0	1	0	1	3.6
at Iowa St.	02/24/2024		08:57	0-2	.000	0-1	.000	0-0	.000	0	0	0	2.7	0	0	1	1	0	0	3.4
at Kansas St.	02/26/2024		07:22	0-1	.000	0-1	.000	2-2	1.000	1	2	3	2.8	1	0	0	0	0	2	3.3
Texas Tech	03/02/2024		05:06	1-1	1.000	0-0	.000	0-0	.000	0	1	1	2.7	0	0	1	0	0	2	3.2
TCU	03/06/2024	*	07:40	0-1	.000	0-1	.000	0-0	.000	0	1	1	2.6	0	0	0	0	0	0	3.1
Totals		8	305:03	26-58	.448	5-20	.250	11-19	.579	15	42	57	2.6	15	10	9	21	1	68	3.1

Player Averages

Games Played	Minutes/ game	Points/ game	FG Pct	3FG Pct	FT Pct	Rebounds/ game	Assists/ game	Turnovers/ game	Assist/Turnover ratio	Steals/ game	Blocks/ game
22	13.9	3.1	44.8	25.0	57.9	2.6	0.5	0.4	1.1	0.0	1.0



2023-24 West Virginia Men's Basketball
Individual Game-by-Game
All games

Page 10/13
as of Mar 09, 2024

#14 WILSON, Seth

Opponent	Date	GS	MIN	Total		3-Pointers		Free throws		Rebounds				PF	A	TO	BLK	STL	PTS	AVG
				FG-FGA	PCT	3FG-3FGA	PCT	FT-FTA	PCT	OFF	DEF	TOT	AVG							
Missouri St.	11/06/2023	*	32:20	4-15	.267	3-5	.600	0-0	.000	2	3	5	5.0	1	2	1	0	1	11	11.0
Monmouth	11/10/2023	*	26:55	3-11	.273	2-8	.250	2-5	.400	0	1	1	3.0	2	1	2	0	2	10	10.5
Jacksonville St.	11/14/2023		23:22	0-0	.000	0-0	.000	0-0	.000	0	1	1	2.3	1	2	1	0	1	0	7.0
vs SMU	11/20/2023		33:03	2-8	.250	2-4	.500	3-4	.750	1	7	8	3.8	1	4	2	1	2	9	7.5
vs Virginia	11/22/2023		32:55	3-11	.273	3-8	.375	0-0	.000	1	2	3	3.6	0	0	2	0	0	9	7.8
Bellarmine	11/26/2023		28:41	3-9	.333	0-4	.000	0-0	.000	0	3	3	3.5	2	1	3	0	1	6	7.5
St. John's (NY)	12/01/2023	*	27:57	0-11	.000	0-3	.000	2-2	1.000	0	4	4	3.6	0	0	2	0	1	2	6.7
Pittsburgh	12/06/2023		21:50	1-3	.333	1-3	.333	0-0	.000	0	2	2	3.4	3	1	0	0	0	3	6.3
Drexel	12/09/2023		26:44	4-8	.500	3-6	.500	0-0	.000	1	1	2	3.2	1	5	3	0	1	11	6.8
vs Massachusetts	12/16/2023		15:06	2-2	1.000	2-2	1.000	0-0	.000	0	2	2	3.1	2	1	1	0	2	6	6.7
Radford	12/20/2023		05:02	0-1	.000	0-0	.000	0-0	.000	0	0	0	2.8	0	0	0	0	0	0	6.1
Toledo	12/23/2023		11:37	0-0	.000	0-0	.000	0-0	.000	0	0	0	2.6	0	0	0	0	0	0	5.6
vs Ohio St.	12/30/2023		03:14	0-0	.000	0-0	.000	0-0	.000	0	0	0	2.4	0	0	1	0	0	0	5.2
at Houston	01/06/2024		21:35	1-4	.250	1-3	.333	2-2	1.000	0	3	3	2.4	2	0	0	0	0	5	5.1
Kansas St.	01/09/2024		11:09	0-0	.000	0-0	.000	0-0	.000	0	0	0	2.3	0	2	1	0	1	0	4.8
Texas	01/13/2024		09:42	0-1	.000	0-1	.000	0-0	.000	0	0	0	2.1	0	0	1	0	2	0	4.5
at Oklahoma	01/17/2024		08:45	0-0	.000	0-0	.000	0-0	.000	0	0	0	2.0	0	0	0	0	0	0	4.2
Kansas	01/20/2024		15:13	3-3	1.000	3-3	1.000	0-0	.000	0	3	3	2.1	2	0	0	0	0	9	4.5
at UCF	01/23/2024		15:18	3-6	.500	1-3	.333	0-0	.000	0	1	1	2.0	3	1	0	0	0	7	4.6
at Oklahoma St.	01/27/2024		13:04	1-3	.333	0-1	.000	0-0	.000	0	0	0	1.9	0	0	0	0	0	2	4.5
Cincinnati	01/31/2024		11:23	0-1	.000	0-0	.000	0-0	.000	0	1	1	1.9	1	1	0	0	0	0	4.3
BYU	02/03/2024		14:31	1-3	.333	0-2	.000	0-0	.000	0	2	2	1.9	1	1	0	0	0	2	4.2
at TCU	02/12/2024		05:12	0-0	.000	0-0	.000	0-0	.000	0	2	2	1.9	0	1	0	0	0	0	4.0
at Kansas St.	02/26/2024		16:42	1-1	1.000	1-1	1.000	0-0	.000	0	3	3	1.9	1	1	0	0	1	3	4.0
Texas Tech	03/02/2024		17:20	0-0	.000	0-0	.000	0-0	.000	0	0	0	1.8	3	1	1	0	0	0	3.8
TCU	03/06/2024		11:25	0-1	.000	0-1	.000	0-0	.000	0	0	0	1.8	0	0	1	0	0	0	3.7
at Cincinnati	03/09/2024		07:39	0-1	.000	0-0	.000	0-0	.000	1	0	1	1.7	1	0	0	0	0	0	3.5
Totals		3	467:45	32-103	.311	22-58	.379	9-13	.692	6	41	47	1.7	27	25	22	1	15	95	3.5

Player Averages

Games Played	Minutes/ game	Points/ game	FG Pct	3FG Pct	FT Pct	Rebounds/ game	Assists/ game	Turnovers/ game	Assist/Turnover ratio	Steals/ game	Blocks/ game
27	17.3	3.5	31.1	37.9	69.2	1.7	0.9	0.8	1.1	0.6	0.0



2023-24 West Virginia Men's Basketball
Individual Game-by-Game
All games

Page 11/13
as of Mar 09, 2024

#21 BATTLE, RaeQuan

Opponent	Date	GS	MIN	Total		3-Pointers		Free throws		Rebounds				PF	A	TO	BLK	STL	PTS	AVG
				FG-FGA	PCT	3FG-3FGA	PCT	FT-FTA	PCT	OFF	DEF	TOT	AVG							
Radford	12/20/2023	*	31:30	9-22	.409	1-8	.125	10-13	.769	1	5	6	6.0	1	0	1	0	1	29	29.0
Toledo	12/23/2023	*	27:17	9-15	.600	2-3	.667	9-10	.900	1	2	3	4.5	1	1	1	0	4	29	29.0
vs Ohio St.	12/30/2023	*	28:45	9-19	.474	3-8	.375	3-4	.750	3	7	10	6.3	3	1	2	0	3	24	27.3
at Houston	01/06/2024	*	22:38	1-9	.111	0-3	.000	2-4	.500	1	2	3	5.5	3	1	3	0	0	4	21.5
Kansas St.	01/09/2024	*	31:57	5-13	.385	2-6	.333	9-12	.750	0	3	3	5.0	3	1	2	0	1	21	21.4
Texas	01/13/2024	*	26:48	5-11	.455	0-3	.000	4-4	1.000	1	3	4	4.8	4	2	2	1	2	14	20.2
at Oklahoma	01/17/2024	*	27:19	4-13	.308	2-8	.250	2-4	.500	0	1	1	4.3	2	0	2	0	1	12	19.0
Kansas	01/20/2024	*	29:53	7-14	.500	3-7	.429	6-7	.857	2	7	9	4.9	3	2	1	1	0	23	19.5
at UCF	01/23/2024	*	18:47	2-6	.333	0-2	.000	1-1	1.000	0	2	2	4.6	5	0	1	2	1	5	17.9
at Oklahoma St.	01/27/2024	*	26:56	1-6	.167	0-2	.000	0-0	.000	1	2	3	4.4	1	0	5	0	2	2	16.3
Cincinnati	01/31/2024	*	22:57	2-6	.333	1-2	.500	5-6	.833	0	2	2	4.2	3	0	1	1	0	10	15.7
BYU	02/03/2024	*	30:30	5-15	.333	2-7	.286	2-2	1.000	1	3	4	4.2	2	0	1	0	0	14	15.6
at Texas	02/10/2024	*	30:53	4-12	.333	1-3	.333	1-2	.500	2	3	5	4.2	2	0	2	1	1	10	15.2
at TCU	02/12/2024	*	32:01	7-17	.412	2-6	.333	5-6	.833	0	5	5	4.3	1	1	3	2	1	21	15.6
Baylor	02/17/2024	*	29:30	8-16	.500	4-8	.500	5-6	.833	1	3	4	4.3	5	0	1	0	1	25	16.2
UCF	02/20/2024	*	32:21	7-15	.467	2-3	.667	8-8	1.000	0	5	5	4.3	3	0	4	2	0	24	16.7
at Iowa St.	02/24/2024	*	27:21	2-11	.182	1-6	.167	4-4	1.000	0	5	5	4.4	1	1	2	0	0	9	16.2
at Kansas St.	02/26/2024	*	33:47	10-20	.500	6-9	.667	2-2	1.000	0	4	4	4.3	4	0	1	0	0	28	16.9
Texas Tech	03/02/2024	*	32:45	5-11	.455	3-8	.375	2-2	1.000	0	3	3	4.3	1	1	3	1	0	15	16.8
TCU	03/06/2024	*	24:26	3-9	.333	1-4	.250	6-6	1.000	0	1	1	4.1	4	1	2	0	0	13	16.6
at Cincinnati	03/09/2024	*	23:13	4-10	.400	1-4	.250	0-0	.000	0	4	4	4.1	2	1	1	1	2	9	16.2
Totals		21	591:34	109-270	.404	37-110	.336	86-103	.835	14	72	86	4.1	54	13	41	12	20	341	16.2

Player Averages

Games Played	Minutes/ game	Points/ game	FG Pct	3FG Pct	FT Pct	Rebounds/ game	Assists/ game	Turnovers/ game	Assist/Turnover ratio	Steals/ game	Blocks/ game
21	28.2	16.2	40.4	33.6	83.5	4.1	0.6	2.0	0.3	1.0	0.6



2023-24 West Virginia Men's Basketball
Individual Game-by-Game
All games

Page 12/13
as of Mar 09, 2024

#22 HARRIS, Josiah

Opponent	Date	GS	MIN	Total		3-Pointers		Free throws		Rebounds				PF	A	TO	BLK	STL	PTS	AVG
				FG-FGA	PCT	3FG-3FGA	PCT	FT-FTA	PCT	OFF	DEF	TOT	AVG							
Missouri St.	11/06/2023	*	25:57	3-8	.375	1-3	.333	2-2	1.000	3	2	5	5.0	1	1	0	1	0	9	9.0
Monmouth	11/10/2023	*	33:12	1-12	.083	1-8	.125	4-5	.800	5	4	9	7.0	4	0	1	0	0	7	8.0
Jacksonville St.	11/14/2023	*	29:16	4-7	.571	3-6	.500	1-2	.500	0	5	5	6.3	2	2	2	0	1	12	9.3
vs SMU	11/20/2023	*	31:06	2-7	.286	0-3	.000	2-2	1.000	0	4	4	5.8	2	1	1	1	0	6	8.5
vs Virginia	11/22/2023	*	31:29	0-5	.000	0-4	.000	0-0	.000	0	4	4	5.4	1	3	1	0	0	0	6.8
Bellarmine	11/26/2023	*	25:40	0-5	.000	0-1	.000	0-0	.000	0	4	4	5.2	0	1	0	2	0	0	5.7
St. John's (NY)	12/01/2023	*	25:43	3-4	.750	2-2	1.000	2-2	1.000	3	5	8	5.6	4	0	2	0	0	10	6.3
Pittsburgh	12/06/2023	*	26:23	0-5	.000	0-4	.000	1-2	.500	0	2	2	5.1	3	2	1	0	0	1	5.6
Drexel	12/09/2023	*	30:19	2-8	.250	0-3	.000	0-0	.000	2	3	5	5.1	1	1	1	1	1	4	5.4
vs Massachusetts	12/16/2023		24:12	3-7	.429	2-4	.500	2-2	1.000	2	4	6	5.2	3	0	0	0	0	10	5.9
Radford	12/20/2023		16:48	0-2	.000	0-1	.000	0-0	.000	0	3	3	5.0	1	0	0	0	0	0	5.4
Toledo	12/23/2023		14:10	3-5	.600	0-2	.000	2-2	1.000	2	2	4	4.9	0	0	0	0	0	8	5.6
vs Ohio St.	12/30/2023		21:04	1-3	.333	0-2	.000	3-3	1.000	1	6	7	5.1	1	0	0	0	0	5	5.5
at Houston	01/06/2024		18:37	0-1	.000	0-1	.000	4-4	1.000	1	5	6	5.1	2	3	1	0	1	4	5.4
Kansas St.	01/09/2024	*	16:54	0-2	.000	0-1	.000	0-0	.000	0	3	3	5.0	2	0	0	1	0	0	5.1
Texas	01/13/2024	*	16:01	1-1	1.000	0-0	.000	0-0	.000	1	2	3	4.9	1	0	2	0	1	2	4.9
at Oklahoma	01/17/2024	*	17:04	3-4	.750	2-3	.667	0-1	.000	0	1	1	4.6	2	1	0	1	1	8	5.1
Kansas	01/20/2024		03:37	0-0	.000	0-0	.000	0-0	.000	0	0	0	4.4	0	1	0	0	0	0	4.8
at UCF	01/23/2024		19:51	5-8	.625	5-8	.625	0-0	.000	1	7	8	4.6	1	1	0	1	0	15	5.3
at Oklahoma St.	01/27/2024		07:13	0-1	.000	0-1	.000	0-0	.000	0	0	0	4.4	1	0	1	0	1	0	5.1
Cincinnati	01/31/2024		04:15	0-0	.000	0-0	.000	0-0	.000	0	0	0	4.1	0	0	0	0	0	0	4.8
BYU	02/03/2024		13:56	2-4	.500	1-3	.333	3-3	1.000	1	5	6	4.2	1	1	1	0	0	8	5.0
at Texas	02/10/2024		09:42	0-1	.000	0-0	.000	0-0	.000	0	1	1	4.1	1	0	0	0	0	0	4.7
at TCU	02/12/2024		09:35	0-2	.000	0-2	.000	0-0	.000	0	2	2	4.0	0	0	0	0	0	0	4.5
Baylor	02/17/2024		19:20	3-4	.750	2-3	.667	0-0	.000	1	4	5	4.0	2	0	1	0	0	8	4.7
UCF	02/20/2024		11:01	3-3	1.000	2-2	1.000	0-2	.000	1	2	3	4.0	2	0	0	0	0	8	4.8
at Iowa St.	02/24/2024		21:00	2-4	.500	0-1	.000	1-1	1.000	0	5	5	4.0	0	1	4	1	2	5	4.8
at Kansas St.	02/26/2024		23:40	2-4	.500	0-2	.000	2-2	1.000	2	3	5	4.1	3	1	0	1	3	6	4.9
Texas Tech	03/02/2024	*	14:14	1-4	.250	0-3	.000	1-2	.500	0	5	5	4.1	1	0	2	0	0	3	4.8
TCU	03/06/2024		09:30	1-1	1.000	0-0	.000	1-1	1.000	0	2	2	4.0	2	0	0	0	0	3	4.7
at Cincinnati	03/09/2024		21:21	2-5	.400	2-4	.500	2-2	1.000	2	0	2	4.0	0	2	2	0	0	8	4.8
Totals		13	592:09	47-127	.370	23-77	.299	33-40	.825	28	95	123	4.0	44	22	23	10	11	150	4.8

Player Averages

Games Played	Minutes/game	Points/game	FG Pct	3FG Pct	FT Pct	Rebounds/game	Assists/game	Turnovers/game	Assist/Turnover ratio	Steals/game	Blocks/game
31	19.1	4.8	37.0	29.9	82.5	4.0	0.7	0.7	1.0	0.4	0.3



2023-24 West Virginia Men's Basketball
Individual Game-by-Game
All games

#24 SUEMNICK, Pat

Opponent	Date	GS	MIN	Total		3-Pointers		Free throws		Rebounds				PF	A	TO	BLK	STL	PTS	AVG
				FG-FGA	PCT	3FG-3FGA	PCT	FT-FTA	PCT	OFF	DEF	TOT	AVG							
Missouri St.	11/06/2023		07:43	2-3	.667	0-1	.000	0-0	.000	1	1	2	2.0	1	0	0	0	0	4	4.0
Monmouth	11/10/2023		04:21	0-0	.000	0-0	.000	0-0	.000	1	0	1	1.5	1	0	0	0	0	0	2.0
Jacksonville St.	11/14/2023		11:24	1-2	.500	1-1	1.000	0-0	.000	0	2	2	1.7	1	0	0	2	0	3	2.3
vs SMU	11/20/2023		08:08	1-1	1.000	0-0	.000	0-0	.000	0	2	2	1.8	0	0	2	0	0	2	2.3
vs Virginia	11/22/2023		13:29	1-2	.500	0-0	.000	1-2	.500	2	1	3	2.0	3	0	0	0	0	3	2.4
Bellarmine	11/26/2023		06:07	0-0	.000	0-0	.000	0-0	.000	0	3	3	2.2	1	0	1	0	0	0	2.0
St. John's (NY)	12/01/2023		19:54	2-3	.667	0-0	.000	0-0	.000	3	0	3	2.3	2	0	0	0	1	4	2.3
Pittsburgh	12/06/2023		03:13	0-1	.000	0-1	.000	0-0	.000	0	0	0	2.0	1	0	1	0	0	0	2.0
Drexel	12/09/2023		03:03	1-1	1.000	1-1	1.000	0-0	.000	0	0	0	1.8	0	0	1	0	0	3	2.1
vs Massachusetts	12/16/2023		09:08	1-1	1.000	0-0	.000	0-0	.000	1	0	1	1.7	0	0	1	0	0	2	2.1
Radford	12/20/2023		17:05	2-4	.500	0-0	.000	0-0	.000	1	0	1	1.6	2	0	0	0	0	4	2.3
Toledo	12/23/2023		08:01	0-1	.000	0-0	.000	2-2	1.000	0	2	2	1.7	4	0	0	0	0	2	2.3
vs Ohio St.	12/30/2023		27:33	4-4	1.000	0-0	.000	1-1	1.000	3	2	5	1.9	2	1	1	1	0	9	2.8
at Houston	01/06/2024		27:20	6-8	.750	0-0	.000	0-1	.000	3	2	5	2.1	2	0	0	0	1	12	3.4
Kansas St.	01/09/2024	*	20:50	1-3	.333	0-0	.000	0-0	.000	3	1	4	2.3	3	0	1	0	1	2	3.3
Texas	01/13/2024	*	27:15	5-7	.714	0-0	.000	6-12	.500	5	1	6	2.5	1	1	0	0	1	16	4.1
at Oklahoma	01/17/2024	*	32:01	2-2	1.000	0-0	.000	5-6	.833	3	4	7	2.8	0	0	4	1	2	9	4.4
Kansas	01/20/2024	*	34:31	8-15	.533	0-0	.000	4-6	.667	4	2	6	2.9	4	2	2	0	1	20	5.3
at UCF	01/23/2024	*	27:13	0-6	.000	0-0	.000	0-2	.000	2	2	4	3.0	5	0	3	1	0	0	5.0
at Oklahoma St.	01/27/2024	*	13:38	1-2	.500	0-0	.000	0-0	.000	1	1	2	3.0	2	1	0	0	1	2	4.9
Cincinnati	01/31/2024		04:50	0-1	.000	0-0	.000	0-0	.000	0	0	0	2.8	0	0	0	2	0	0	4.6
BYU	02/03/2024		16:52	2-3	.667	0-0	.000	0-0	.000	2	4	6	3.0	1	0	0	0	0	4	4.6
at Texas	02/10/2024		13:46	1-5	.200	0-0	.000	3-4	.750	0	1	1	2.9	1	0	0	0	0	5	4.6
at TCU	02/12/2024		12:04	0-1	.000	0-0	.000	1-2	.500	1	1	2	2.8	3	0	0	1	0	1	4.5
Baylor	02/17/2024		11:11	0-0	.000	0-0	.000	4-4	1.000	0	1	1	2.8	1	1	0	0	0	4	4.4
UCF	02/20/2024		06:13	0-0	.000	0-0	.000	0-0	.000	1	1	2	2.7	0	0	2	0	0	0	4.3
at Iowa St.	02/24/2024		03:13	0-0	.000	0-0	.000	0-0	.000	0	0	0	2.6	2	0	1	0	0	0	4.1
at Kansas St.	02/26/2024		17:50	4-7	.571	0-1	.000	2-4	.500	4	0	4	2.7	3	0	0	0	0	10	4.3
Texas Tech	03/02/2024		07:35	1-3	.333	0-0	.000	3-4	.750	2	1	3	2.7	3	0	0	0	0	5	4.3
TCU	03/06/2024		04:20	1-1	1.000	0-0	.000	0-0	.000	1	1	2	2.7	0	1	0	0	0	2	4.3
at Cincinnati	03/09/2024		22:26	0-1	.000	0-0	.000	0-3	.000	2	0	2	2.6	1	0	0	1	0	0	4.1
Totals		6	442:18	47-88	.534	2-5	.400	32-53	.604	46	36	82	2.6	50	7	20	9	8	128	4.1

Player Averages

Games Played	Minutes/ game	Points/ game	FG Pct	3FG Pct	FT Pct	Rebounds/ game	Assists/ game	Turnovers/ game	Assist/Turnover ratio	Steals/ game	Blocks/ game
31	14.3	4.1	53.4	40.0	60.4	2.6	0.2	0.6	0.4	0.3	0.3



2023-24 West Virginia Men's Basketball
Team Game-by-Game
All games

Page 1/1
as of Mar 09, 2024

				Total		3-Pointers		Free throws		Rebounds											
Opponent	Date	Score		FG-FGA	PCT	3FG-3FGA	PCT	FT-FTA	PCT	OFF	DEF	TOT	AVG	PF	A	TO	BLK	STL	PTS	AVG	
Missouri St.	11/06/2023	67-59	W	22-63	.349	7-21	.333	16-20	.800	15	31	46	46.0	12	13	7	6	2	67	67.0	
Monmouth	11/10/2023	65-73	L	21-67	.313	7-32	.219	16-23	.696	17	17	34	40.0	16	10	10	2	4	65	66.0	
Jacksonville St.	11/14/2023	70-57	W	23-45	.511	8-19	.421	16-25	.640	5	33	38	39.3	11	16	12	4	5	70	67.3	
vs SMU	11/20/2023	58-70	L	20-54	.370	5-16	.313	13-21	.619	13	26	39	39.3	11	13	15	6	5	58	65.0	
vs Virginia	11/22/2023	54-56	L	19-51	.373	7-21	.333	9-13	.692	12	29	41	39.6	13	12	16	2	3	54	62.8	
Bellarmine	11/26/2023	62-58	W	21-51	.412	3-16	.188	17-21	.810	7	32	39	39.5	8	9	14	6	3	62	62.7	
St. John's (NY)	12/01/2023	73-79	L	19-48	.396	4-10	.400	31-43	.721	15	24	39	39.4	16	6	12	4	3	73	64.1	
Pittsburgh	12/06/2023	63-80	L	22-53	.415	3-20	.150	16-18	.889	5	27	32	38.5	13	11	9	4	2	63	64.0	
Drexel	12/09/2023	66-60	W	28-58	.483	7-17	.412	3-5	.600	9	22	31	37.7	10	17	12	5	6	66	64.2	
vs Massachusetts	12/16/2023	79-87	L	28-70	.400	14-31	.452	9-12	.750	9	23	32	37.1	24	17	11	1	4	79	65.7	
Radford	12/20/2023	65-66	L	25-61	.410	4-21	.190	11-17	.647	6	32	38	37.2	12	12	7	3	5	65	65.6	
Toledo	12/23/2023	91-81	W	31-60	.517	7-21	.333	22-28	.786	9	26	35	37.0	14	17	9	4	5	91	67.8	
vs Ohio St.	12/30/2023	75-78	Lot	29-69	.420	5-22	.227	12-16	.750	13	34	47	37.8	21	14	14	2	3	75	68.3	
at Houston	01/06/2024	55-89	L	18-56	.321	4-23	.174	15-20	.750	13	21	34	37.5	15	10	12	5	3	55	67.4	
Kansas St.	01/09/2024	67-81	L	20-51	.392	8-23	.348	19-23	.826	6	16	22	36.5	16	10	13	1	6	67	67.3	
Texas	01/13/2024	76-73	W	21-47	.447	7-17	.412	27-41	.659	10	22	32	36.2	15	11	16	2	10	76	67.9	
at Oklahoma	01/17/2024	63-77	L	21-46	.457	7-23	.304	14-20	.700	3	16	19	35.2	19	10	16	3	9	63	67.6	
Kansas	01/20/2024	91-85	W	29-56	.518	12-21	.571	21-25	.840	9	22	31	34.9	18	19	13	2	3	91	68.9	
at UCF	01/23/2024	59-72	L	21-58	.362	11-28	.393	6-10	.600	6	28	34	34.9	18	14	11	7	4	59	68.4	
at Oklahoma St.	01/27/2024	66-70	L	24-56	.429	10-22	.455	8-12	.667	6	23	29	34.6	18	11	12	2	7	66	68.3	
Cincinnati	01/31/2024	69-65	W	24-51	.471	5-11	.455	16-28	.571	9	24	33	34.5	11	15	11	7	4	69	68.3	
BYU	02/03/2024	73-86	L	28-66	.424	8-28	.286	9-12	.750	9	26	35	34.5	13	13	9	2	4	73	68.5	
at Texas	02/10/2024	58-94	L	21-55	.382	3-13	.231	13-21	.619	11	26	37	34.7	10	6	15	2	2	58	68.0	
at TCU	02/12/2024	65-81	L	21-54	.389	8-24	.333	15-18	.833	9	26	35	34.7	16	13	19	4	3	65	67.9	
Baylor	02/17/2024	81-94	L	27-51	.529	8-19	.421	19-27	.704	8	17	25	34.3	22	15	14	3	6	81	68.4	
UCF	02/20/2024	77-67	W	26-54	.481	7-14	.500	18-26	.692	7	35	42	34.6	14	15	13	5	2	77	68.8	
at Iowa St.	02/24/2024	64-71	L	22-46	.478	10-24	.417	10-12	.833	6	24	30	34.4	16	14	23	7	7	64	68.6	
at Kansas St.	02/26/2024	90-94	Lot	30-77	.390	13-33	.394	17-26	.654	18	23	41	34.6	25	17	6	3	6	90	69.4	
Texas Tech	03/02/2024	70-81	L	25-49	.510	9-22	.409	11-17	.647	5	23	28	34.4	14	15	14	2	1	70	69.4	
TCU	03/06/2024	81-93	L	29-51	.569	4-14	.286	19-34	.559	7	20	27	34.2	15	16	15	2	2	81	69.8	
at Cincinnati	03/09/2024	56-92	L	21-54	.389	8-19	.421	6-10	.600	10	13	23	33.8	13	8	16	3	6	56	69.3	
Total		2149		736-1728	.426	223-645	.346	454-644	.705	287	761	1048	33.8	469	399	396	111	135	2149	69.3	
Opponents		2369		849-1904	.446	280-808	.347	391-532	.735	329	782	1111	35.8	568	481	324	122	238	2369	76.4	

West Virginia Averages

Games Played	Points/game	FG Pct	3FG Pct	FT Pct	Rebounds/game	Assists/game	Turnovers/game	Assist/Turnover ratio	Steals/game	Blocks/game
31	69.3	42.6	34.6	70.5	33.8	12.9	12.8	1.0	4.4	3.6



2023-24 West Virginia Men's Basketball Combined Team Statistics In Conference games

Page 1/1
as of Mar 09, 2024

Game Records

Record	Overall	Home	Away	Neutral
ALL GAMES	4-14	4-5	0-9	0-0
CONFERENCE	4-14	4-5	0-9	0-0
NON-CONFERENCE	0-0	0-0	0-0	0-0

Score by Periods

Team	1st	2nd	OT	TOT
West Virginia	583	667	11	1261
Opponents	720	730	15	1465

Team Box Score

No.	Player				Total		3-Point		F-Throw		Rebounds													
		GP-GS	MIN	AVG	FG-FGA	FG%	3FG-3FGA	3FG%	FT-FTA	FT%	OFF	DEF	TOT	AVG	PF	DQ	A	TO	BLK	STL	PTS	AVG		
7	EDWARDS, Jesse	12-11	308:31	25.7	72-112	.643	0-0	.000	37-86	.430	37	56	93	7.8	33	1	16	19	20	9	181	15.1		
21	BATTLE, RaeQuan	18-18	504:02	28.0	82-214	.383	31-91	.341	64-76	.842	9	58	67	3.7	49	2	11	37	12	12	259	14.4		
3	KRIISA, Kerr	18-18	587:06	32.6	64-144	.444	48-109	.440	25-30	.833	1	45	46	2.6	43	2	74	54	0	17	201	11.2		
11	SLAZINSKI, Quinn	18-11	464:12	25.8	54-140	.386	22-62	.355	46-55	.836	12	44	56	3.1	28	0	38	32	3	10	176	9.8		
1	FARRAKHAN, Noah	18-2	334:52	18.6	42-116	.362	9-27	.333	22-28	.786	6	45	51	2.8	37	0	29	26	0	8	115	6.4		
24	SUEMNICK, Pat	18-6	303:09	16.8	32-65	.492	0-1	.000	28-48	.583	34	23	57	3.2	32	1	6	13	6	7	92	5.1		
2	JOHNSON, Kobe	18-15	434:38	24.1	32-70	.457	8-21	.381	12-17	.706	2	23	25	1.4	14	0	32	30	2	8	84	4.7		
22	HARRIS, Josiah	18-4	256:51	14.3	25-49	.510	14-34	.412	14-18	.778	10	47	57	3.2	21	0	11	14	5	9	78	4.3		
13	AKOK, Akok	16-5	198:08	12.4	15-34	.441	4-15	.267	10-15	.667	8	21	29	1.8	9	0	6	7	13	1	44	2.8		
14	WILSON, Seth	14-0	178:58	12.8	10-24	.417	6-15	.400	2-2	1.000	1	15	16	1.1	14	0	8	4	0	4	28	2.0		
9	NAVEH, Ofri	11-0	45:21	4.1	0-7	.000	0-3	.000	3-7	.429	6	4	10	0.9	7	0	1	2	1	0	3	0.3		
5	BEMBRY, Jeremiah	1-0	02:34	2.6	0-1	.000	0-0	.000	0-0	.000	1	0	1	1.0	0	0	0	1	0	0	0	0.0		
4	TAGALOA-NELSON, Aden	2-0	06:39	3.3	0-2	.000	0-0	.000	0-0	.000	0	0	0	0.0	1	0	0	2	0	0	0	0.0		
Team											25	24	49					7						
Total		18	3625		428-978	.438	142-378	.376	263-382	.688	152	405	557	30.9	288	6	232	248	62	85	1261	70.1		
Opponents		18	3625		514-1082	.475	169-470	.360	268-353	.759	181	443	624	34.7	327	6	311	199	75	158	1465	81.4		

Team Statistics

	WVU	OPP
Scoring		
Points per game	70.1	81.4
Scoring margin	-11.3	-
Field goals-att		
Field goal pct	.438	.475
3 point fg-att		
3-point FG pct	.376	.360
3-pt FG made per game	7.9	9.4
Free throws-att		
Free throw pct	.688	.759
F-Throws made per game	14.6	14.9
Rebounds		
Rebounds per game	30.9	34.7
Rebounding margin	-3.7	-
Assists		
Assists per game	12.9	17.3
Turnovers		
Turnovers per game	13.8	11.1
Turnover margin	-2.7	-
Assist/turnover ratio	0.9	1.6
Steals		
Steals per game	4.7	8.8
Blocks		
Blocks per game	3.4	4.2
Winning streak		
Home win streak	0	-
Attendance		
Home games-Avg/Game	9-11006	9-8973
Neutral site-Avg/Game	-	0-0

Team Results

Date	Opponent		Score	Att.
01/06/2024	at Houston	L	55-89	7387
01/09/2024	Kansas St.	L	67-81	10063
01/13/2024	Texas	W	76-73	11565
01/17/2024	at Oklahoma	L	63-77	6835
01/20/2024	Kansas	W	91-85	12208
01/23/2024	at UCF	L	59-72	8882
01/27/2024	at Oklahoma St.	L	66-70	6889
01/31/2024	Cincinnati	W	69-65	10349
02/03/2024	BYU	L	73-86	11753
02/10/2024	at Texas	L	58-94	10073
02/12/2024	at TCU	L	65-81	5694
02/17/2024	Baylor	L	81-94	12558
02/20/2024	UCF	W	77-67	9569
02/24/2024	at Iowa St.	L	64-71	14267
02/26/2024	at Kansas St.	Lot	90-94	8813
03/02/2024	Texas Tech	L	70-81	11313
03/06/2024	TCU	L	81-93	9674
03/09/2024	at Cincinnati	L	56-92	11914



2023-24 West Virginia Men's Basketball Combined Team Statistics All games

Page 1/1
as of Mar 09, 2024

Game Records

Record	Overall	Home	Away	Neutral
ALL GAMES	9-22	9-9	0-9	0-4
CONFERENCE	4-14	4-5	0-9	0-0
NON-CONFERENCE	5-8	5-4	0-0	0-4

Score by Periods

Team	1st	2nd	OT	TOT
West Virginia	1005	1123	21	2149
Opponents	1129	1212	28	2369

Team Box Score

No.	Player				Total		3-Point		F-Throw		Rebounds											
		GP-GS	MIN	AVG	FG-FGA	FG%	3FG-3FGA	3FG%	FT-FTA	FT%	OFF	DEF	TOT	AVG	PF	DQ	A	TO	BLK	STL	PTS	AVG
21	BATTLE, RaeQuan	21-21	591:34	28.2	109-270	.404	37-110	.336	86-103	.835	14	72	86	4.1	54	2	13	41	12	20	341	16.2
7	EDWARDS, Jesse	22-21	624:02	28.4	126-209	.603	0-4	.000	77-146	.527	71	109	180	8.2	66	2	27	42	37	13	329	15.0
11	SLAZINSKI, Quinn	31-24	896:02	28.9	121-306	.395	43-129	.333	93-117	.795	24	100	124	4.0	53	0	67	59	6	14	378	12.2
3	KRIISA, Kerr	22-22	730:54	33.2	77-179	.430	59-138	.428	28-37	.757	1	55	56	2.5	54	2	102	65	1	17	241	11.0
1	FARRAKHAN, Noah	22-5	446:27	20.3	67-162	.414	13-36	.361	30-40	.750	9	58	67	3.0	52	2	38	34	1	11	177	8.0
2	JOHNSON, Kobe	30-25	789:00	26.3	68-163	.417	13-46	.283	30-38	.789	7	55	62	2.1	20	0	65	48	10	17	179	6.0
22	HARRIS, Josiah	31-13	592:09	19.1	47-127	.370	23-77	.299	33-40	.825	28	95	123	4.0	44	0	22	23	10	11	150	4.8
24	SUEMNICK, Pat	31-6	442:18	14.3	47-88	.534	2-5	.400	32-53	.604	46	36	82	2.6	50	1	7	20	9	8	128	4.1
14	WILSON, Seth	27-3	467:45	17.3	32-103	.311	22-58	.379	9-13	.692	6	41	47	1.7	27	0	25	22	1	15	95	3.5
13	AKOK, Akok	22-8	305:03	13.9	26-58	.448	5-20	.250	11-19	.579	15	42	57	2.6	15	0	10	9	21	1	68	3.1
9	NAVEH, Ofri	24-7	331:54	13.8	16-55	.291	6-22	.273	25-37	.676	20	39	59	2.5	30	0	20	14	3	8	63	2.6
5	BEMBRY, Jeremiah	8-0	26:12	3.3	0-6	.000	0-0	.000	0-1	.000	3	1	4	0.5	3	0	3	1	0	0	0	0.0
4	TAGALOA-NELSON, Aden	2-0	06:39	3.3	0-2	.000	0-0	.000	0-0	.000	0	0	0	0.0	1	0	0	2	0	0	0	0.0
Team											43	58	101					16				
Total		31	6250		736-1728	.426	223-645	.346	454-644	.705	287	761	1048	33.8	469	9	399	396	111	135	2149	69.3
Opponents		31	6250		849-1904	.446	280-808	.347	391-532	.735	329	782	1111	35.8	568	13	481	324	122	238	2369	76.4

Team Statistics

	WVU	OPP
Scoring		
Points per game	2149	2369
Scoring margin	69.3	76.4
	-7.1	-
Field goals-att		
Field goal pct	736-1728	849-1904
	.426	.446
3 point fg-att		
3-point FG pct	223-645	280-808
3-pt FG made per game	.346	.347
	7.2	9.0
Free throws-att		
Free throw pct	454-644	391-532
F-Throws made per game	.705	.735
	14.6	12.6
Rebounds		
Rebounds per game	1048	1111
Rebounding margin	33.8	35.8
	-2.0	-
Assists		
Assists per game	399	481
	12.9	15.5
Turnovers		
Turnovers per game	396	324
Turnover margin	12.8	10.5
Assist/turnover ratio	-2.3	-
	1.0	1.5
Steals		
Steals per game	135	238
	4.4	7.7
Blocks		
Blocks per game	111	122
	3.6	3.9
Winning streak		
Home win streak	0	-
	0	-
Attendance		
Home games-Avg/Game	189823	80754
Neutral site-Avg/Game	18-10546	9-8973
	-	4-5869

Team Results

Date	Opponent		Score	Att.
11/06/2023	Missouri St.	W	67-59	9691
11/10/2023	Monmouth	L	65-73	10473
11/14/2023	Jacksonville St.	W	70-57	9218
11/20/2023	vs SMU	L	58-70	3500
11/22/2023	vs Virginia	L	54-56	3500
11/26/2023	Bellarmine	W	62-58	9181
12/01/2023	St. John's (NY)	L	73-79	10781
12/06/2023	Pittsburgh	L	63-80	12301
12/09/2023	Drexel	W	66-60	9414
12/16/2023	vs Massachusetts	L	79-87	4264
12/20/2023	Radford	L	65-66	9019
12/23/2023	Toledo	W	91-81	10693
12/30/2023	vs Ohio St.	Lot	75-78	12211
01/06/2024	at Houston	L	55-89	7387
01/09/2024	Kansas St.	L	67-81	10063
01/13/2024	Texas	W	76-73	11565
01/17/2024	at Oklahoma	L	63-77	6835
01/20/2024	Kansas	W	91-85	12208
01/23/2024	at UCF	L	59-72	8882
01/27/2024	at Oklahoma St.	L	66-70	6889
01/31/2024	Cincinnati	W	69-65	10349
02/03/2024	BYU	L	73-86	11753
02/10/2024	at Texas	L	58-94	10073
02/12/2024	at TCU	L	65-81	5694
02/17/2024	Baylor	L	81-94	12558
02/20/2024	UCF	W	77-67	9569
02/24/2024	at Iowa St.	L	64-71	14267
02/26/2024	at Kansas St.	Lot	90-94	8813
03/02/2024	Texas Tech	L	70-81	11313
03/06/2024	TCU	L	81-93	9674
03/09/2024	at Cincinnati	L	56-92	11914



JOSH EILERT
Interim Head Coach



1 | NOAH FARRAKHAN
Guard, 6-1, 170
Senior



2 | KOBE JOHNSON
Guard, 6-3, 205
Junior



3 | KERR KRIISA
Guard, 6-3, 185
Senior



4 | ADEN TAGALOA-NELSON
Guard, 6-1, 197
Freshman




5 | JEREMIAH BEMBRY
Guard, 6-5, 185
Redshirt Freshman



7 | JESSE EDWARDS
Center, 6-11, 240
Fifth-Year Senior



9 | OFRI NAVEH
Forward, 6-6, 185
Freshman



11 | QUINN SLAZINSKI
Forward, 6-9, 230
Fifth-Year Senior



13 | AKOK AKOK
Forward, 6-10, 225
Fifth-Year Senior



14 | SETH WILSON
Guard, 6-2, 220
Junior



21 | RAEQUAN BATTLE
Guard, 6-5, 195
Fifth-Year Senior



22 | JOSIAH HARRIS
Forward, 6-7, 215
Sophomore



24 | PATRICK SUEMNICK
Forward, 6-8, 235
Senior



43 | ALI RAGAB
Center, 7-0, 275
Junior




JAMES DICKEY
Senior Advisor




DERMARR JOHNSON
Assistant Coach



DA'SEAN BUTLER
Assistant Coach



ALEX RUOFF
Assistant Coach



JORDAN MCCABE
Assistant Coach




RON EVERHART
Director of Community
Relations and Player
Outreach



JAY KUNTZ
Director of Player
Personnel/Recruiting



TRENT MICHAELS
Director of Operations



TYLER CHENG
Athletic Data Statistician



JARED KORTSEN
Video Coordinator