



MOUNTAINEER FOOTBALL

WVUSPORTS.COM

PO BOX 877 // MORGANTOWN, WV 26507-0877 // 304.293.2821 PHONE

AUBREY BURKS



WEST VIRGINIA MOUNTAINEERS

2023 Record: 2-1, 0-0 Big 12
Head Coach: Neal Brown
Alma Mater: UMass ('02)
Record at WVU: 24-26 (5th)
Overall Record: 59-42 (9th)

GAME 4

DATE:
Saturday, Sept. 23, 2023

TIME: 3:30 p.m. (ET)

LOCATION: Morgantown, W.Va.

STADIUM: Milan Puskar Stadium (60,000)

LIVE BROADCAST:
Big 12 Now on ESPN+

LIVE AUDIO:
Mountaineer Sports Network by
Learfield
WVU Game Day Apps and WVUSports.com

TWITTER UPDATES:
@wvufootball

LIVE STATS:
www.statbroadcast.com



TEXAS TECH RED RAIDERS

2023 Record: 1-2, 0-0 Big 12
Head Coach: Joey McGuire
Alma Mater: UT Arlington ('95)
Record at TTU: 9-7 (2nd)
Overall Record: 9-7 (2nd)

NOTING THE MOUNTAINEERS

- The 2023 season marks West Virginia's 131st season of football. The Mountaineers are the 15th winningest program in college football
- The 2023 year marks the 44th season of competition for West Virginia at Milan Puskar Stadium. WVU has a 194-75-4 (.718) all-time mark at the facility, which opened in 1980
- WVU is 7-5-1 in games played on Sept. 23, including 3-1 at Milan Puskar Stadium. The last time WVU played on that date was in 2017 at Kansas (W 56-34)
- The Mountaineers are 97-15 since 2002 when winning the turnover battle
- West Virginia is ranked No. 26 nationally in third down defense, giving up 32% (12/28) in 2023. The Mountaineers are ranked No. 15 nationally in fourth down defense, giving up 25% (1/4) for the season
- WVU is ranked No. 21 nationally in fewest penalties per game, averaging 4.33 penalties per game
- The Mountaineers are averaging 200.3 rushing yards per game in 2023, ranking No. 29 nationally

- WVU's offense has allowed 4.0 tackles for loss per game, ranking No. 20 nationally for fewest amount of tackles for loss given up per game
- The Mountaineer defense is ranked No. 31 nationally in first down defense, giving up 49 this season, giving up 16.3 per game
- West Virginia is ranked No. 11 nationally in interceptions per game, recording five picks: two vs. Duquense and three against Pitt
- WVU is ranked No. 36 nationally for passing yards per completion, 13.77 yards per catch
- The Mountaineer punt defense is ranked No. 26 nationally, 0.67 yards per return.
- WVU's defense has permitted 93.0 yards per game on the ground, ranking No. 27 nationally
- West Virginia's defense has produced 7.7 tackles for loss per game, ranking No. 21 nationally.
- WVU has averaged 32:03 minutes of possession a game, ranking No. 31 nationally
- Cornerback Beanie Bishop Jr. leads the Mountaineers with two interceptions, ranking No. 9 nationally. He also is averaging 1.3 passes defended per game, ranking No. 23 nationally

THE SERIES

All-Time Series Tied at 6-6
 In Morgantown TTU leads 3-2
 In Lubbock Tied at 3-3
 At Neutral Sites WVU leads 1-0
 First Meeting 1937, WVU 7-6 (N)
 Last Meeting 2022, TTU 48-10 (A)
 Brown vs. TTU 0-4
 Brown vs. McGuire 0-1
 McGuire vs. WVU 1-0

- Quarterback Garrett Greene is ranked No. 14 nationally in pass completions per game (15.5), No. 23 in pass efficiency (155.3) and No. 40 in yards per pass attempt (8.55)
- Running back CJ Donaldson Jr. has 239 yards rushing in 2023 on 49 carries, averaging 4.9 yards per carry and has two touchdowns. He is ranked No. 37 nationally in rushing yards per game (79.7) and No. 41 in total rushing yards
- Receiver Hudson Clement has six catches for 187 yards and three touchdowns. He is ranked No. 2 nationally in yards per reception (31.7) and No. 18 in receiving touchdowns
- Defensive lineman Tomiwa Durojaiye is averaging 0.83 sacks per game, ranking No. 29 nationally
- Preston Fox is averaging 10.0 yards per punt return, ranking No. 23 nationally

2023 SCHEDULE & RESULTS



AT PENN STATE
Sept. 2
L/38-15
NBC



DUQUESNE
Sept. 9
W/56-17
Big 12 Now



PITT
Sept. 16
W/17-6
ABC



TEXAS TECH
Sept. 23
3:30 p.m.
Big 12 Now



AT TCU
Sept. 30
8 p.m.
ESPN2



AT HOUSTON
Oct. 12 (Thurs.)
7 p.m.
FS1



OKLAHOMA STATE
Oct. 21
TBA



AT UCF
Oct. 28
TBA



BYU
Nov. 4
TBA



AT OKLAHOMA
Nov. 11
TBA



CINCINNATI
Nov. 18
TBA



AT BAYLOR
Nov. 25
TBA



GAME COVERAGE

TV **Big 12 Now on ESPN+**
Drew Carter (PBP), Dustin Fox (analyst)
Tori Petry (sideline)

Radio **Mountaineer Sports Network**
Tony Caridi (PBP), Dwight Wallace (analyst),
Jed Drenning (sideline),
Andrew Caridi, John Antonik (Pre/Postgame Show)

Satellite Radio Broadcast **SiriusXM**
Sirius Ch 133 or 189
<https://siriusxm.us/SXM953>

Live Statistics WVU.Statbroadcast.com

Twitter Updates @WVUFootball

NATIONAL RANKINGS

ASSOCIATED PRESS // SEPT. 17, 2023

School	Record	Points	Prev. Rank
1. Georgia (57)	3-0	1,566	1
2. Michigan (2)	3-0	1,481	2
3. Texas (3)	3-0	1,380	4
4. Florida State (1)	3-0	1,378	3
5. USC	3-0	1,296	5
6. Ohio State	3-0	1,291	6
7. Penn State	3-0	1,217	7
8. Washington	3-0	1,194	8
9. Notre Dame	4-0	1,066	9
10. Oregon	3-0	942	14
11. Utah	3-0	921	10
12. LSU	2-1	805	16
13. Alabama	2-1	796	17
14. Oregon State	3-0	715	16
15. Ole Miss	3-0	657	17
16. Oklahoma	3-0	606	19
17. North Carolina	3-0	567	20
18. Duke	3-0	530	21
19. Colorado	3-0	509	18
20. Miami (Fla.)	3-0	359	22
21. Washington State	3-0	278	23
22. UCLA	3-0	204	24
23. Tennessee	2-1	198	11
24. Iowa	3-0	125	25
25. Florida	2-1	103	NR

ARV: Clemson 76, Missouri 72, Kansas State 54, TCU 21, Fresno State 17, Kansas 15, Tulane 13, Kentucky 10, Maryland 4, BYU 3, Wisconsin 2, Syracuse 2, Louisville, Auburn.

AFCA COACHES POLL // SEPT. 17, 2023

School	Record	Points	Prev. Rank
1. Georgia	3-0	1598	1/1
2. Michigan	3-0	1514	2/2
3. Florida State	3-0	1396	3/8
4. Ohio State	3-0	1394	4/4
5. USC	3-0	1325	5/6
6. Texas	3-0	1312	6/12
7. Penn State	3-0	1224	7/7
8. Washington	3-0	1164	8/11
9. Notre Dame	4-0	1044	9/13
10. Utah	3-0	967	10/14
11. Oregon	3-0	946	11/15
12. Alabama	2-1	886	3/12
13. LSU	2-1	808	5/14
14. Oklahoma	3-0	683	14/19
15. Oregon State	3-0	660	15/18
16. Ole Miss	3-0	602	16/22
17. North Carolina	3-0	592	16/20
18. Duke	3-0	469	18/NR
19. Colorado	3-0	435	19/25
20. Tennessee	2-1	362	9/20
21. Miami	3-0	298	21/NR
22. Iowa	3-0	206	22/NR
23. Clemson	2-1	193	9/23
24. Washington State	3-0	160	24/NR
25. UCLA	3-0	156	25/NR

RV: Kansas State 114, Missouri 44, Fresno State 43, Florida 41, Kentucky 28, TCU 26, Maryland 19, Kansas 17, Auburn 16, Texas A&M 11, Syracuse 10, Air Force 9, Tulane 7, UCF 5, Wyoming 3, Ohio 3, JMU 3, Wake Forest 2, Louisville 2, Memphis, BYU, Arkansas.



LEE KPOGBA

JAYLEN ANDERSON

STATISTICAL COMPARISONS

West Virginia	WVU Opponents	Scoring Offense	Texas Tech Opponents
29.3	20.3	34.7	25.3
61	49	79	64
200.3	93.0	162.7	143.0
179.0	214.7	271.7	235.0
379.3	307.7	434.3	378.0
19.0	22.0	24.4	19.0
8.0	0.7	20.5	0.0
5-19.0	0-0.0	3-18.7	5-9.8
3-3	0-0	3-1	4-2
13-137	13-105	15-158	22-195
38.3	36.9	44.3	36.9
1-1	4-6	5-9	6-6
32:03	27:57	27:04	32:56
14-39 (36%)	12-38 (32%)	20-43 (47%)	22-50 (44%)
7-14 (50%)	1-4 (25%)	5-6 (83%)	4-7 (57%)
5-34	6-35	6-26	10-72
9-12 (75%)	8-9 (89%)	12-13 (92%)	11-13 (85%)

THE 2023 ROSTER

- The 2023 roster currently consists of 117 players from 25 different states and four foreign countries: Australia (1), Finland (1), Sweden (1) and The Netherlands (1).
- Leading the way is West Virginia (20), Florida (13), Pennsylvania (13), Ohio (12), Georgia (8), Kentucky (6), Maryland (6), North Carolina (5), South Carolina (4), New Jersey (3), New York (3), Virginia (3), Alabama (2), Delaware (2), Michigan (2), Texas (2), Arizona, Colorado, Indiana, Illinois, Louisiana, Massachusetts, Mississippi, Missouri and Washington.

AT HOME

- The 2023 season marks the 44th season of competition for West Virginia at Milan Puskar Stadium. WVU holds a 194-75-4 (.718) all-time mark at the facility, which opened in 1980.
- The Mountaineers defeated Duquesne, 56-17, in their 2023 home opener on Sept. 9 and Pitt in the 106th Backyard Brawl, 17-6, on Sept. 16.

ON TURF

- Since 1980, West Virginia is 267-126-4 in games played on artificial turf surfaces.
- WVU was 57-29 on turf in the 1990s, 66-21 on turf in the 2000s, 62-40 during the 2010s and 18-13 during the 2020s on turf

MOUNTAINEER GRADUATES

- Twenty-two student-athletes on the 2023 football team have already graduated with their bachelor's degree: Leighton Bechdel (P), Beanie Bishop Jr. (CB), Devin Carter (WR), Anthony Del Negro (DL), Lance Dixon (Spear), Marcis Floyd (S), Luke Hamilton (FB), Davoan Hawkins (DL), Michael Hayes (K), Ja'Quay Hubbard (OL), Lee Kpogba (LB), Grayson Malashevich (WR), Nick Malone (OL), Noah Massey (WR), Montre Miller (CB), Fatorma Mulbah (DL), Doug Nester (OL), Malachi Ruffin (CB), Kole Taylor (TE), Jalen Thornton (DL), Anthony Wilson (S) and Brandon Yates (OL).

SERIES HISTORY WITH TEXAS TECH

- The series between West Virginia and Texas Tech started in 1937 with a 7-6 WVU win at the Sun Bowl in El Paso, Texas.
- With Texas Tech winning the last four meetings, the series is tied at 6-6. Tech won last year's contest 48-10 in Lubbock and won 23-20 in the last meeting in Morgantown in 2021.
- Prior to the current streak by Texas Tech, West Virginia won five straight (2014-18). Texas Tech holds a 3-2 mark at Morgantown.

2022, away, Texas Tech, 48-10
2021, home, Texas Tech, 23-20
2020, away, Texas Tech, 34-27
2019, home, Texas Tech, 38-17
2018, away, West Virginia, 42-34
2017, home, West Virginia, 46-35
2016, away, West Virginia, 48-17
2015, home, West Virginia, 31-26
2014, away, West Virginia, 37-34
2013, home, Texas Tech, 37-27
2012, away, Texas Tech, 49-14
1937, Sun Bowl, West Virginia, 7-6





NIGHT GAMES

- West Virginia is 80-70-3 all-time in games played after 5 p.m., 32-16-2 at home, 42-43-1 on the road and 6-10 at a neutral site.
- The first night game in WVU history was played at George Washington (L 19-0) in 1940.

AGAINST RANKED TEAMS

- Beginning with a 27-0 loss to Fordham on Oct. 18, 1941, West Virginia has played 170 games against nationally ranked teams. Of those, 51 have been Mountaineer victories.
- Since 1999, WVU has posted 27 victories over ranked teams. Penn State was ranked No. 7 in the Associated Press and AFCA Coaches Polls.

ON NETWORK TELEVISION

- The Big 12 Now on ESPN+ broadcast of the Texas Tech game marks the 315th network television game for WVU.
- All-time, the Mountaineers are 163-150-1 in nationally televised games.

OVERTIME GAMES

- The 27-21, double-overtime win over Baylor in 2020 marked the 15th and most recent overtime game in West Virginia history. The Mountaineers own a 7-8 record in overtime games.
- West Virginia played its first overtime game against Pitt in 1997, dropping a three-overtime thriller, 41-38.

Overtime Games

Oct. 3, 2020	WVU 27, Baylor 21, 2OT
Oct. 10, 2015	Oklahoma State 33, WVU 26, OT
Nov. 30, 2013	Iowa State 52, WVU 44, 3OT
Nov. 9, 2013	Texas 47, WVU 40, OT
Nov. 2, 2013	WVU 30, TCU 27, OT
Nov. 3, 2012	TCU 39, WVU 38 2OT
Oct. 29, 2010	UConn 16, WVU 13 OT
Sept. 10, 2010	WVU 24, Marshall 21 OT
Nov. 8, 2008	Cincinnati 26, WVU 23 OT
Sept. 18, 2008	Colorado 17, WVU 14 OT
Dec. 2, 2006	WVU 41, Rutgers 39, 3OT
Oct. 15, 2005	WVU 46, Louisville 44, 3OT
Sept. 18, 2004	WVU 19, Maryland 16 OT
Nov. 11, 2000	WVU 31, Rutgers 24, 2OT
Nov. 28, 1997	Pitt 41, WVU 38, 3OT

ON GRASS

- Since 1980, West Virginia is 56-71 in games played on natural grass. The Mountaineers were 20-20 during the 2010 decade, are 1-7 during the 2020s and are 42-44 since 2000.

2023 Big 12 Standings

	Big 12	Pct.	Overall	Pct.
TCU	1-0	1.000	2-1	.667
BYU	0-0	.000	3-0	1.000
Kansas	0-0	.000	3-0	1.000
Oklahoma	0-0	.000	3-0	1.000
Texas	0-0	.000	3-0	1.000
UCF	0-0	.000	3-0	1.000
Cincinnati	0-0	.000	2-1	.667
Kansas State	0-0	.000	2-1	.667
Oklahoma State	0-0	.000	2-1	.667
West Virginia	0-0	.000	2-1	.667
Baylor	0-0	.000	1-2	.333
Iowa State	0-0	.000	1-2	.333
Texas Tech	0-0	.000	1-2	.333
Houston	0-1	.000	1-2	.667

NCAA ALL-TIME VICTORY LEADERS

Team	Years	Games	Record	Pct.
1. Michigan	144	1,381	992-353-36	.731
2. Ohio State	134	1,339	956-331-53	.733
3. Alabama	129	1,334	955-336-43	.732
4. Notre Dame	134	1,317	941-334-42	.730
5. Texas	131	1,362	939-390-33	.701
6. Oklahoma	129	1,328	937-338-53	.725
7. Penn State	137	1,370	923-406-41	.688
8. Nebraska	134	1,372	914-418-40	.682
9. Georgia	130	1,353	871-428-54	.663
10. USC	130	1,286	869-363-54	.696
Tennessee	127	1,333	869-411-53	.672
12. LSU	130	1,314	835-432-47	.654
13. Auburn	131	1,307	796-464-47	.626
14. Clemson	128	1,305	791-469-45	.623
15. West Virginia	131	1,342	774-523-45	.593
16. Texas A&M	129	1,320	773-499-48	.604
17. Virginia Tech	130	1,313	766-501-46	.602
18. Washington	134	1,279	764-465-50	.616
19. Pitt	134	1,354	759-553-42	.577
20. Florida	117	1,234	755-439-40	.627

AGAINST THE BIG 12

- West Virginia is 75-58 all-time against current members of the Big 12 Conference. WVU is 7-4 vs. Baylor; 1-0 against BYU; 16-3-1 vs. Cincinnati; 6-5 against Iowa State; 10-2 vs. Kansas; 6-7 against Kansas State; 3-11 vs. Oklahoma; 5-9 against Oklahoma State; 7-5 vs. TCU; 6-6 against Texas; 6-6 vs. Texas Tech and 2-0 against UCF.

COMPARING THE TWO NATIONALLY

	WVU	TTU
Scoring Offense	71 (29.3)	45 (34.7)
Scoring Defense	49 (20.3)	80 (25.3)
Rushing Offense	29 (200.3)	64 (162.7)
Rushing Defense	27 (93.0)	83 (143.0)
Passing Offense	109 (179.0)	40 (271.7)
Total Offense	77 (379.3)	46 (434.3)
Passes Had Intercepted	1 (0)	115 (5)
Pass Defense	74 (214.7)	89 (235.0)
Total Defense	45 (307.7)	86 (378.0)
Kickoff Returns	73 (19.0)	31 (24.4)
Punt Returns	61 (8.00)	11 (20.50)
Net Punting	85 (37.90)	10 (44.30)
Passing Efficiency	62 (143.73)	74 (136.58)
Turnover Margin	29 (0.67)	79 (-0.33)
Interceptions	11 (5)	44 (3)
Pass Eff. Defense	61 (128.78)	39 (115.10)
First Downs	79 (61)	20 (79)
First Down Defense	31 (49)	100 (64)
Third Down Conv.	99 (35.9)	43 (46.5)
Opponent Third Down	26 (31.6)	96 (44.0)
Fourth Down Conv.	65 (50.0)	17 (83.3)
Opponent Fourth Down	15 (25.0)	85 (57.1)
Sacks By	91 (1.67)	65 (2.00)
Sacks Against	69 (2.00)	116 (3.33)
Tackles for Loss	21 (7.7)	79 (5.3)
Tackles for Loss Allowed	20 (4.00)	54 (5.00)
Penalties	22 (13)	36 (15)
Possession Time	31 (32:03)	111 (27:04)
Punt Return Defense	26 (0.67)	8 (0.00)
Kickoff Return Defense	94 (22.00)	63 (19.00)
Turnovers Gained	47 (5)	47 (5)
Fumbles Gained	n/a (0)	34 (2)
Red Zone Offense	97 (75.0%)	28 (92.3%)
Red Zone Defense	93 (88.9%)	77 (84.6%)

AVERAGE PER DOWN

- Here's a breakdown of how the 2023 West Virginia offense is operating on first, second, third and fourth down:
- On first down, the Mountaineers have run 89 plays and have gained 472 yards for a 5.3 average. On second down, the Mountaineers have run 68 plays for 412 yards and a 6.0 average. On third down, the Mountaineers have run 39 plays for 237 yards and a 6.0 average gain. West Virginia has run 14 plays on fourth down for 17 yards and a 1.2 average.
- WVU's touchdowns have come six times on first down (3 rush/3 pass), four times on second down (2 rush/2 pass), one time on third down (1 rush/0 pass) and one time on fourth down (1 rush/0 pass).

OFFENSIVE ANALYSIS

- Breaking down the West Virginia offensive numbers for the 2023 season shows that the Mountaineers have run 210 plays, 140 on the ground and 70 through the air.
- The rushing game has totaled 601 yards, an average of 4.3 yards per carry and seven touchdowns. The passing attack has totaled 537 yards, 5 touchdowns and an average of 13.8 yards per completion.
- Combine the two and the Mountaineers have turned in 1,138 yards of total offense, 12 touchdowns, an average of 5.4 yards per play and an average of 29.3 points per game.
- Deeper analysis shows that the Mountaineer offense has gained 36 first downs by the run and 22 via the pass. On average, West Virginia has totaled 200.3 yards per game on the ground, 179.0 yards per game passing and 379.3 yards per game of total offense.

MORGANTOWN, W.Va. (Sept. 16, 2023) - The 106th version of the "Backyard Brawl" saw West Virginia capture a 17-6 victory as the Mountaineers welcomed Pitt to Morgantown for the first time since 2011.

It might have been a low-scoring affair, but the anticipation and excitement was anything but as one of college football's oldest and best rivalries was played before 61,106 fans and an ABC national television audience.

At first, it looked like it was going to be a long night for the Mountaineers as Pitt marched down the field on its opening possession. In 11 plays, Pitt moved the ball 67 yards, but had to settle for a 21-yard field goal from kicker Ben Sauls as the West Virginia defense stiffened at the right time.

After quarterback Garrett Greene injured his ankle on WVU's second drive and could not return, backup Nicco Marchiol took the reins and ended the Pitt lead at the 4:45 mark of the second quarter.

An interception by WVU's Aubrey Burks set up the Mountaineer offense at the Pitt 7-yard line, one-play later, Marchiol connected with tight end Kole Taylor for a 7-yard touchdown and a lead WVU would never relinquish.

As the second quarter came to an end, Pitt used a 12-play, 57-yard drive to get into field goal range and Sauls delivered with a 36-yarder to put the score at 7-6 at the break.

Despite trailing by a point, Pitt outrushed the Mountaineers 105-71 and led the total yardage statistic by a 138-106 count after both teams combined for a meager 68 yards passing on six completions.

After holding the Panthers on the first drive of the third quarter, West Virginia then turned in its best drive of the night to take a 14-6 advantage with 4:59 left in the quarter. Possessing the ball for 7:48, the Mountaineers ran 13 plays, and running back CJ Donaldson scored from 1 yard out to extend WVU's lead.

Donaldson was impressive in the drive, carrying the ball on eight of the 13 plays and gaining 44 of the 61 yards.

As a Pitt miscue turned the momentum in West Virginia's favor in the first half, a second Phil Jurkovec interception essentially ended any hopes of a Panther comeback. West Virginia's Beanie Bishop returned the interception 40 yards to the Panther 30. Four plays later, WVU kicker Michael Hayes connected on a 42-yard field goal, giving the home team a 17-6 lead heading to the fourth quarter.

West Virginia's defense continued to come up big when needed and a third interception of Jurkovec ended one last Pitt threat as both teams went scoreless in the final quarter.

Donaldson paced a conservative Mountaineer offense with 102 rushing yards, while Hayes made his first field goal as a Mountaineer. Trey Lathan led the defense with eight tackles.

Final numbers showed West Virginia with 151 yards rushing and 60 passing to total 211 yards of offense. Pitt finished with 130 yards rushing and 81 passing to also total 211 yards of offense. In a game so evenly matched in statistics, it was Pitt's three interceptions that proved to be the difference in the game and propelled the Mountaineers to the win.

The victory gives WVU an 8-4 record in the last 12 games vs. Pitt as the Mountaineers have won four of the last five "Backyard Brawls" vs. the Panthers.

WVU'S LAST GAME: WEST VIRGINIA 17, PITT 6

CJ DONALDSON JR.



BEANIE BISHOP JR.

Scoring and Statistical Summary

	1	2	3	4	F
Pitt.....	3	3	0	0	6
West Virginia	0	7	10	0	17

1st	PITT - Ben Sauls 21 FG
2nd	WVU - Kole Taylor 7 pass from Nicco Marchiol (Michael Hayes kick)
2nd	PITT - Sauls 36 FG
3rd	WVU - CJ Donaldson 1 rush (Hayes kick)
	WVU - Hayes 42 FG

	PITT	WVU
First Downs	12	14
Rushes/Yards	36/130	51/151
Passing Yardage	81	60
Passes	8/20/3	6/11/0
Punts	4/204/51.0	4/133/33.2
Fumbles/Lost	0/0	1/1
Return Yardage	71	99
Penalties/Yards	9/65	4/52
Time of Possession	26:47	33:13

WVU RUSHING: Donaldson 18-102; WVU PASSING: Marchiol 6-9-0-60; WVU RECEIVING: Taylor 3-21; WVU TACKLES (TFL/QS): Lathan 8 (1/0), Wilson 7, Bishop 7, Kpogba 7; WVU INTERCEPTIONS: Bishop, Burks, Ruffin.

PITT RUSHING: Hammond 14-49, Jurkoven 11-35, Flemister 6-34; PITT PASSING: Jurkovec 8-20-3-81; PITT RECEIVING: Bartholomew 2-39, Means 2-25; PITT TACKLES (TFL/QS): McMillon 18, George 9, DeShields 8 (1/1); PITT INTERCEPTIONS: None.

Attendance - 61,106

LUBBOCK, TEXAS (Oct. 22, 2022) - Texas Tech scored its fourth straight victory over West Virginia with a convincing, 48-10 victory at Jones AT&T Stadium.

The Red Raiders started fast and never looked back, as they ran 103 plays in the game, averaged 5.8 yards per play, held the ball nearly eight minutes more than West Virginia and turned in the trifecta of a 100-yard rusher, 100-yard receiver and a 300-yard passer.

The game's first possession saw the Red Raiders march 75 yards in only 1:37 to take a 7-0 lead on a 19-yard run from Tahj Brooks.

Tech's next possession was more of the same as its fast-paced offense marched 80 yards to take a 14-0 lead on Brooks' 1-yard run.

West Virginia got on the scoreboard before the end of the first quarter when kicker Casey Legg converted a 38-yard field goal, ending a 61-yard drive that took 7:50 off the clock.

However, those were the only points scored by the Mountaineers in the first half, and Texas Tech upped its lead to 17-3 at the half on Trey Wolff's 46-yard field goal. The kick was the only scoring in the second quarter, before the Red Raiders put the game away in the second half.

Texas Tech outscored West Virginia, 31-7, in the second half to complete the rout. When the Mountaineers failed to score on the third quarter's first possession, the Red Raiders pounced, scoring on a 55-yard touchdown pass just two plays into the drive. Quarterback Behren Morton connected with Xavier White for the explosive play, putting Tech up, 24-3, at the 13:14 mark of the third quarter.

On its next possession, Texas Tech turned in a 91-yard drive, which ended with a 12-yard touchdown pass from Morton to Loic Fouonji.

West Virginia's only points in the second half and only touchdown in the game came at the 5:05 mark of the third quarter, as quarterback JT Daniels connected with receiver Bryce Ford-Wheaton for a 28-yard touchdown reception. The drive covered 75 yards in six plays.

Leading 31-10, Texas Tech added 17 points in the fourth quarter to finish the rout. The Red Raiders scored on a 13-yard touchdown run by SaRodorick Thompson, added a second field goal from Wolff and finished with a 2-yard scoring toss from backup quarterback Donovan Smith to Brady Boyd, capping an 84-yard drive.

On the day, Morton passed for 325 yards and two scores as the Tech quarterback connected with 11 different receivers in the offensive arsenal. Brooks ended his day with 107 yards rushing, and White posted 139 yards receiving on eight catches. West Virginia ran only 66 plays compared to Tech's 103, and Marquis Waters, Dadrion Taylor-Demerson and Kosi Eldridge combined for 21 stops on those 66 plays.

The Mountaineers got 194 yards passing from Daniels, but his three interceptions ended potential scoring opportunities. Ford-Wheaton topped the WVU receivers with 53 yards and one score. Aubrey Burks and Davis Mallinger collected 10 tackles each to pace the WVU defense.

Final numbers illustrated the Texas Tech domination. The Red Raiders turned in 239 yards rushing and 355 passing for 594 yards of offense. West Virginia came in with 73 yards on the ground and 209 passing for 282 yards of offense.

The Red Raider win evens the all-time series between the two schools at 6-6, including a 3-3 mark in games played in Lubbock.

LAST TIME AGAINST TEXAS TECH: TEXAS TECH 48, WEST VIRGINIA 10



LEE KPOGBA

Scoring and Statistical Summary

	1	2	3	4	F
West Virginia	3	0	7	0	10
Texas Tech	14	3	14	17	48

1st	TTU - Tahj Brooks 19 rush (Trey Wolf kick)
	TTU - Brooks 1 rush (Wolff kick)
	WVU - Casey Legg 38 FG
2nd	TTU - Wolff 46 FG
3rd	TTU - Xavier White 55 pass from Behren Morton (Wolff kick)
	TTU - Loic Fouonji 12 pass from Morton (Wolff kick)
	WVU - Bryce Ford-Wheaton 28 pss from JT Daniels (Legg kick)
4th	TTU - SaRodorick Thompson 13 rush (Wolff kick)
	TTU - Wolff 26 FG
	TTU - Brady Boyd 2 pass from Donovan Smith (Wolff kick)

	WVU	TTU
First Downs	19	33
Rushes/Yards	26/73	54/239
Passing Yardage	209	355
Passes	24/40/3	32/49/0
Punts	5/233/46.6	2/108/54.0
Fumbles/Lost	1/1	1/0
Return Yardage	26	15
Penalties/Yards	4/31	7/70
Time of Possession	26:09	33:51

WVU RUSHING: Donaldson 12-33, Mathis 7-33; WVU PASSING: Daniels 23-36-3-194; WVU RECEIVING: James 6-44, Ford-Wheaton 7-53; WVU TACKLES (TFL/QS): Burks 10 (2/1), Mallinger 10; WVU INTERCEPTIONS: None.

TTU RUSHING: Brooks 17-107; TTU PASSING: Morton 28-45-0-325; TTU RECEIVING: White 9-139; TTU TACKLES (TFL/QS): Waters 7 (3/0), Taylor-Demerson 7 (1/0), Eldridge 7 (1/1); TTU INTERCEPTIONS: Taylor-Demerson, Williams, Dunlap.

Attendance - 56,530

COMPARING THE TWO IN CONFERENCE

	WVU	TTU
Scoring Offense	10 (29.3)	7 (34.7)
Scoring Defense	7 (20.3)	13 (25.3)
Rushing Offense	5 (200.3)	9 (162.7)
Rushing Defense	4 (93.0)	11 (143.0)
Passing Offense	14 (179.0)	7 (271.7)
Total Offense	10 (379.3)	7 (434.3)
Passes Had Intercepted	1 (0)	14 (5)
Pass Defense	9 (214.7)	11 (235.0)
Total Defense	7 (307.7)	13 (378.0)
Kickoff Returns	11 (19.0)	8 (24.4)
Punt Returns	9 (8.00)	1 (20.50)
Net Punting	13 (37.90)	3 (44.30)
Passing Efficiency	9 (143.73)	10 (136.58)
Turnover Margin	5 (0.67)	9 (-0.33)
Interceptions	2 (5)	7 (3)
Pass Eff. Defense	9 (128.78)	6 (115.10)
First Downs	9 (61)	5 (79)
First Down Defense	8 (49)	13 (64)
Third Down Conv.	12 (35.9)	6 (46.5)
Opponent Third Down	5 (31.6)	14 (44.0)
Fourth Down Conv.	11 (50.0)	1 (83.3)
Opponent Fourth Down	2 (25.0)	8 (57.1)
Sacks By	12 (1.67)	9 (2.00)
Sacks Against	10 (2.00)	13 (3.33)
Tackles for Loss	4 (7.7)	13 (5.3)
Tackles for Loss Allowed	1 (4.00)	10 (5.00)
Penalties	1 (13)	3 (15)
Possession Time	3 (32:03)	14 (27:04)
Punt Return Defense	6 (0.67)	2 (0.00)
Kickoff Return Defense	10 (22.00)	7 (19.00)
Turnovers Gained	6 (5)	6 (5)
Fumbles Gained	n/a (0)	2 (2)
Red Zone Offense	10 (75.0%)	6 (92.3%)
Red Zone Defense	8 (88.9%)	7 (84.6%)

RUNNING FOR 100

- In the Neal Brown era, the Mountaineers are 20-5 when rushing for at least 100 yards.
- 2019 (NC State - 173/W, Kansas - 192/W)
- 2020 (Eastern Kentucky - 329/W, Baylor - 134/W, Kansas - 226/W, Kansas State - 184/W, TCU - 180/W)
- 2021 (LIU - 198/W, Virginia Tech - 180/W, TCU - 229/W, Iowa State - 122/W, Texas - 158/W, Kansas - 261/W)
- 2022 (Pitt - 190/L, Kansas - 146/L, Towson - 316/W, Virginia Tech - 218/W, Baylor - 217/W, TCU - 155/L, Oklahoma - 203/W, Kansas State - 153/L, Oklahoma State - 250/W)
- 2023 (Penn State - 146/L, Duquesne - 304/W, Pitt - 151)



COACHING STAFF ASSIGNMENTS

- Here's a breakdown of the WVU coaching staff assignments for the 2023 season:

Matt Moore (AHC-OL/Field)
 Chad Scott (OC-RB/Field)
 Jordan Lesley (DC-OLB/Field)
 ShaDon Brown (Co-DC-DBs/Press Box)
 Jeff Koonz (ST Coordinator-ILB/Press Box)
 Sean Reagan (PGC-QB/Press Box)
 Andrew Jackson (DL/Field)
 Bilal Marshall (WR/Field)
 Blaine Stewart (TE/Field)
 Dontae Wright (S/Field)

FIRST-TIME STARTERS

- Ten Mountaineers have earned their first career start during the 2023 season: Jaylen Anderson (RB), Beanie Bishop Jr. (CB), Devin Carter (WR), Hudson Clement (WR), Treytan Davis (TE), Trey Lathan (LB), Mike Lockhart (DL), Nick Malone (OL), Kole Taylor (TE) and Anthony Wilson (S).

FOR STARTERS

- In 2023, the Mountaineers have 38 players with at least one game of starting experience.
- Tops on the list are Devin Carter (43), Doug Nester (43), Anthony Wilson (38), Zach Frazier (37), Brandon Yates (24) and Wyatt Milum (23).

TRUE AND REDSHIRT FRESHMEN

- Fifteen true freshmen have played for the Mountaineers in 2023: DJ Cotton (DL), Ben Cutter (LB), Oreyend Fisher (DL), Rodney Gallagher III (WR), James Heard Jr. (BAN), Jordan Jackson (CB), Josiah Jackson (CB), Nick Krahe (OL), Corey McIntyre Jr. (DL), DJ Oliver (RB), Aden Tagaloa-Nelson (S), Traylon Ray (WR), Jahiem White (RB), Johnny Williams IV (OL) and Cooper Young (OL).
- Sixteen redshirt freshmen have played for West Virginia in 2023: Derek Berlitz (DL), Donald Brandel (LB), Raleigh Collins III (Spear), Harry Hilvert (DL), Hudson Clement (WR), Will Dixon (TE), Tomiwa Durojaiye (DL), Tyler Evans (WR), Taran Fitzpatrick (WR), Charlie Katarancic (OL), Trey Lathan (LB), Landen Livingston (OL), Colin McBee (FB), Maguire Moss (LS), Christian Stokes (S) and Sullivan Weidman (OL).

2023 WVU SPORTS HALL OF FAME

- West Virginia University and the Department of Intercollegiate Athletics would like to congratulate the eight inductees in the 2023 West Virginia University Sports Hall of Fame Class.
- This year's class includes Bruce Irvin (Football/2010-11), Trevor Gathman (Rifle/1993-96), TeShawne Jackson (Gymnastics/2000-03), Jay Jacobs (Men's Basketball Radio/TV Analyst), Buddy Quertinmont (Basketball/1961-65) and Renee Riccio (Swimming/1989-93).

Weekly Media Planner (Monday, Sept. 18 - Sunday, Sept. 24)

Mon (11)	Tue (12)	Wed (13)	Thu (14)	Fri (15)	Sat (16)	Sun (17)
WVU Media Conference Puskar Team Room Player Interviews 12 p.m. -1 p.m. Neal Brown 1:05 p.m. - 1:30 p.m. Coordinator Interviews 1:30 - 2 p.m.	MSOC vs. Dayton Morgantown, W.Va. ESPN+ 7 p.m.		FB Neal Brown Radio Show, Kegler's, 6 p.m. VB vs. Iowa State Morgantown, W.Va. Big 12 Now on ESPN+ 6 p.m. WSOC vs. Iowa State Morgantown, W.Va. Big 12 Now on ESPN+ 7 p.m.	TEN at Thunder in the Mountains Charleston, W.Va. All Day VB vs. Iowa State Morgantown, W.Va. Big 12 Now on ESPN+ 6 p.m. MSOC vs. Georgia Southern Morgantown, W.Va. ESPN+ 7 p.m.	FB vs. Texas Tech Morgantown, W.Va. Big 12 Now on ESPN+ 3:30 p.m. XC at Lock Haven Invitational Lock Haven, Pa. 11 a.m. TEN at Thunder in the Mountains Charleston, W.Va. All Day	TEN at Thunder in the Mountains Charleston, W.Va. All Day WSOC vs. TCU Morgantown, W.Va. Big 12 Now on ESPN+ 12 p.m.



MALACHI RUFFIN

KOLE TAYLOR

FIRST-TIME PLAYERS

- Thirty-four Mountaineers have seen their first WVU action during the 2023 season: Beanie Bishop Jr. (CB), Tyrin Bradley (BAN), Devin Carter (WR), Hudson Clement (WR), Keyshawn Cobb (S), DJ Cotton (DL), Ben Cutter (LB), Will Dixon (TE), Tomiwa Durojaiye (DL), Tyler Evans (WR), Oreyend Fisher (DL), Rodney Gallagher III (WR), Luke Hamilton (FB), Davoan Hawkins (DL), Michael Hayes (K), James Heard Jr. (BAN), Harry Hilvert (DL), Jordan Jackson (CB), Josiah Jackson (CB), Charlie Katarincic (OL), Landen Livingston (OL), Noah Massey (WR), Montre Miller (CB), Fatorma Mulbah (DL), DJ Oliver (RB), Ja'Shaun Poke (WR), Kole Taylor (TE), Traylon Ray (WR), Aden Tagaloa-Nelson (S), Sullivan Weidman (OL), Jahiem White (RB), Johnny Williams IV, Anthony Wilson (S) and Cooper Young (OL).

OVER THE LAST NINE YEARS

- Over the last nine years, West Virginia's defense is No. 22 nationally in interceptions (100) among FBS schools and is No. 13 among Power 5 schools.
- In 2015, the Mountaineer defense finished with 23 interceptions, ranking No. 2 nationally. WVU also was No. 5 nationally in turnovers gained (31).
- WVU finished with 11 interceptions in 2016, 14 in 2017, 10 in 2018, eight in 2019, 11 in 2020, nine in 2021, four in 2022 and currently has five in 2023.

WVU VS. 2023 SLATE

- West Virginia owns a 102-152-7 record against its 2023 opponents. The Mountaineers have winning records over Baylor, BYU, Cincinnati, Duquesne, TCU and UCF. The series with Texas Tech is tied.

2023 Opponent	Series Record
Baylor.....	7-4
BYU.....	1-0
Cincinnati.....	16-3-1
Duquesne.....	5-3-1
Houston.....	First Meeting
Oklahoma.....	3-11
Oklahoma State.....	5-9
Penn State.....	9-49-2
Pitt.....	41-62-3
TCU.....	7-5
Texas Tech.....	6-6
UCF.....	2-0

30 IS ENOUGH

- Since 1980, West Virginia is 209-27-1 when scoring 30 or more points in a game. During the 1990s, West Virginia was 43-4 when scoring 30 or more points in a contest and was 40-2-1 in the '80s when reaching that mark. WVU is 128-22 since 2000 when scoring 30 points or more in a contest.

SCORING 40 OR MORE POINTS

- Since 2000, the Mountaineers are 68-7 when hitting the 40-point plateau. WVU is 198-7 all-time when scoring 40 or more points in a game.

300 or More Yards Passing (since 2012)

656	Baylor (2012)	70-63/W
539	Oklahoma (2018)	59-56/L
532	Arizona State (2015)	43-42/W
511	Maryland (2014)	40-37/W
498	Texas Tech (2019)	17-38/L
448	James Madison (2012)	42-12/W
429	vs. Tennessee (2018)	40-14/W
407	Kansas (2012)	59-10/W
403	East Carolina (2017)	56-20/W
401	Oklahoma State (2012)	55-34/L
389	Youngstown State (2016)	38-21/W
376	Oklahoma (2014)	45-33/L
375	at Baylor (2017)	38-36/W
372	at Kansas State (2017)	28-23/W
371	TCU (2018)	47-10/W
	vs. Virginia Tech (2017)	31-24/L
370	Iowa State (2021)	38-31/W
370	at Texas Tech (2018)	42-34/W
367	Texas (2019)	42-31/L
366	at TCU (2017)	31-24/L
365	vs. Alabama (2014)	33-23/L
364	at Oklahoma State (2018)	45-41/L
359	Georgia Southern (2015)	44-0/W
	Georgia State (2013)	41-7/W
356	Kansas State (2018)	35-6/W
	Iowa State (2013)	52-44/L
355	Kansas (2022)	42-55/L
	Towson (2014)	54-0/W
353	Baylor (2018)	58-14/W
352	Texas Tech (2017)	46-35/W
347	at Texas Tech (2020)	34-27/L
347	at Kansas (2017)	56-34/W
346	at Texas (2018)	42-41/W
	vs. Texas A&M (2014)	45-37/L
344	LIU (2021)	66-0/W
341	at Iowa State (2016)	49-19/W
338	Maryland (2012)	31-21/W
334	Delaware State (2017)	59-16/W
332	Kansas (2018)	38-22/W
	Youngstown State (2018)	52-17/W
	vs. BYU (2016)	35-32/W
330	Texas Tech (2021)	23-20/L
324	Marshall (2012)	69-34/W
322	Baylor (2014)	41-27/W
320	Oklahoma State (2013)	30-21/W
	Oklahoma (2012)	50-49/L
318	Kansas (2020)	38-17/W
317	Texas (2020)	17-13/L
315	Duquesne (2023)	56-17/W
308	Towson (2022)	65-7/W
301	Texas (2021)	31-23/W
301	Kansas State (2020)	37-10/W

WVU'S RECORD WHEN WEARING ... (SINCE 2001)

Blue Jersey - Gold Pants: 32-14
 Blue Jersey - White Pants: 10-7
 Blue Jersey - Blue Pants: 31-12
 White Jersey - Gold Pants: 16-17
 White Jersey - White Pants: 24-21
 White Jersey - Blue Pants: 21-14
 White Jersey - Gray Pants: 0-1
 Gold Jersey - Blue Pants: 16-4
 Gold Jersey - Gold Pants: 7-3
 Gold Jersey - White Pants: 4-1
 Gold Jersey - Gray Pants: 0-1
 Gray Jersey - Gray Pants: 3-1
 Gray Jersey - Blue Pants: 1-0

CHARTING WEST VIRGINIA'S PLAYERS OF THE WEEK

Game	O-Champ	D-Champ	ST-Champ	O-Scout	D-Scout	ST-Scout
at Penn State	None	None	None	None	None	None
Duquesne	H. Clement	M. Lockhart	M. Hayes	DJ. Oliver	C. Stokes	D. Brandel
				J. Williams IV		
Pitt	CJ Donaldson Jr.	B. Bishop	M. Ruffin	C. Katarincic	C. McIntyre Jr.	C. McBee
Texas Tech						
at TCU						
at Houston						
Oklahoma State						
at UCF						
BYU						
at Oklahoma						
Cincinnati						
at Baylor						



ROAD, HOME AND TOTAL WINS

Most Total Wins Over The Last 21 Years (2003-23)

Rk.	School	Wins
1.	Ohio State	222
2.	Boise State	212
3.	Oklahoma	212
4.	Georgia	209
5.	Clemson	205
6.	Alabama	201
7.	LSU	199
8.	Wisconsin	188
9.	Oregon	186
10.	TCU	182
11.	USC	178
12.	Utah	178
13.	Oklahoma State	175
14.	Florida	175
15.	Florida State	174
16.	Texas	173
17.	Notre Dame	172
18.	Virginia Tech	169
19.	Auburn	170
	Penn State	170
20.	Cincinnati	169
	Virginia Tech	169
	Michigan	169
23.	Iowa	167
	BYU	167
25.	West Virginia	161

Best Winning Percentage Away From Home (Road or Neutral) Over The Last 21 Years (2003-23)

Rk.	School	W-L	Winning %
1.	Ohio State	90-24	.789
2.	Boise State	99-34	.744
3.	Alabama	93-33	.738
4.	Oklahoma	90-35	.720
5.	Georgia	100-42	.704
6.	TCU	82-44	.651
7.	USC	75-41	.647
8.	LSU	80-44	.645
9.	Clemson	85-48	.639
10.	Texas	75-45	.625
11.	Notre Dame	76-48	.613
12.	Florida State	78-50	.609
13.	Oregon	74-48	.607
14.	Utah	77-50	.606
15.	Oklahoma State	73-51	.589
16.	Wisconsin	71-52	.577
17.	Virginia Tech	70-55	.560
18.	Florida	72-57	.558
19.	BYU	74-59	.556
20.	Iowa	66-54	.550
21.	Cincinnati	71-60	.542
22.	Louisville	69-59	.539
23.	Stanford	67-59	.532
24.	Penn State	61-54	.530
25.	Michigan State	62-56	.525
26.	Michigan	58-54	.518
27.	West Virginia	62-58	.517

Best Home Winning Percentage Over The Last 21 Years (2003-23)

Rk.	School	W-L	Winning %
1.	Ohio State	132-15	.898
2.	Boise State	113-15	.883
3.	Clemson	120-17	.876
4.	Georgia	109-18	.858
5.	LSU	119-20	.856
6.	Oklahoma	122-21	.853
7.	Alabama	108-19	.850
8.	Wisconsin	117-22	.842
9.	Oregon	113-23	.831
10.	USC	103-22	.824
11.	Utah	101-26	.795
12.	Michigan	111-30	.787
13.	Florida	103-28	.786
14.	Cincinnati	98-27	.784
15.	Auburn	113-34	.769
16.	TCU	100-31	.763
17.	Penn State	109-34	.762
18.	Oklahoma State	102-33	.756
19.	BYU	93-32	.744
20.	Iowa	101-35	.743
21.	West Virginia	99-35	.739
22.	Toledo	87-32	.731
23.	Florida State	96-36	.727
24.	Notre Dame	95-36	.725
25.	Houston	88-35	.715



NICCO MARCHIOL

HUDSON CLEMENT

WEST VIRGINIA OFFENSE

- This season's offensive roster includes 12 true freshmen, 12 redshirt freshmen, one sophomore, nine redshirt sophomores, seven juniors, five redshirt juniors, three seniors and three redshirt seniors
- Against Pitt, CJ Donaldson Jr. led the team with 102 yards rushing on 18 carries.
- Donaldson now has five career 100-yard rushing performances at WVU
- Through three games, Donaldson is second in the Big 12 in total rushing attempts with 49
- Donaldson is averaging 79.7 yards per game on the ground, good for No. 37 in the country
- Kole Taylor caught the first touchdown pass of his West Virginia career in the second quarter against Pitt
- Nicco Marchiol finished 6-of-9 for 60 yards and one passing touchdown in relief of Garrett Greene, who was injured in the first quarter against Pitt
- West Virginia has had 100-yard rushers in back-to-back games for the second year in a row
- WVU reached 100 yards on the ground for the 25th time under Neal Brown against Pitt
- The squad also has eclipsed the 200-yard plateau on the ground 10 times under Brown
- Overall, the Mountaineers are 20-5 in the Brown era when rushing for at least 100 yards
- The Mountaineers have thrown for 300 or more yards 11 times under Brown
- Since 2012, WVU has thrown for 300 or more yards 51 times, 350 or more 30 times, 400 or more 10 times and 500 or more four times
- West Virginia is 36-16 when passing for 300 or more yards since 2012
- West Virginia also has produced 21 games with 400 or more yards of total offense under Brown
- WVU has gained at least 500 yards of total offense eight times under Brown, gaining 619 total yards against Duquesne
- West Virginia has scored at least one rushing touchdown in 24 of its last 28 games
- Fourteen different players have caught a pass this season for WVU
- Since joining the Big 12, West Virginia has averaged 29 points per game against Texas Tech
- Against Texas Tech, the Mountaineers average 28.2 points per game at home
- The Mountaineers are ranked No. 29 in the country and No. 5 in the Big 12 in rushing offense, averaging 200.3 yards per game on the ground
- Zach Frazier led WVU with 14 knockdowns against Pitt, and Doug Nester finished with nine. Wyatt Milum led the Mountaineers with seven great blocks, followed by Tomas Rimac with six

Pronunciation Guide

FIRST NAMES

Aden (Tagaloa-Nelson).....	Ay-din
Asani (Redwood).....	Ah-sohn-E
Braham (Cortez).....	bray-ham
Braham (Noah).....	bram
Davoan (Hawkins).....	day-vee-own
Fatorma (Mulbah).....	Fuh-torm-uh
Graeson (Malashevich).....	gray-son
Jaheim (White).....	juh-heem
Jairo (Faverus).....	Jai-Eh-roe
Ja'Quay (Hubbard).....	juh-KWAY
Jarel (Williams).....	juh-rell
Malachi (Ruffin).....	Mal-uh-kigh
Marcis (Floyd).....	mar-kus
Oryend (Fisher).....	oh-ry-en
Taran (Fitzpatrick).....	tuh-ran
Taurus (Simmons).....	Tar-us
Tirek (Austin-Cave).....	tah-reek
Tomas (Rimac).....	Toe-moss
Tomiwa (Durojaiye).....	Toe-me-wah
Traylon (Ray).....	tray-lin
Treyllan (Davis).....	tray-lin
Zeiqui (Lawton).....	Zigh-key

LAST NAMES

Bechdel (Leighton).....	beck-dole
Brandel (Donald).....	brand-ol
Durojaiye (Tomiwa).....	durr-oh-jy-yay
Faverus (Jairo).....	Fahv-russ
Katarincic (Charlie).....	cat-en-rin-sic
Kpogba (Lee).....	Ko-buh
Kocan (T.J.).....	ko-chan
Krahe (Nick).....	cray
Malashevich (Graeson).....	Mal-uh-shev-ich
Mallinger (Davis).....	mal "like cow" - in-fer
Marchiol (Nicco).....	Mark-E-ole
Milum (Wyatt).....	my-lum
Mulbah (Fatorma).....	mail-buh
Rimac (Tomas).....	ree-mack
Shabazz (Deuce).....	shuh-bazz
Tagaloa-Nelson (Aden).....	tag-uh-low-uh
Vesterinen (Edward).....	vest-ur-en-in
Weidman (Sullivan).....	weed-man
Wikstrom (Victor).....	wick-strum

JARED BARTLETT



MIKE LOCKHART

WEST VIRGINIA DEFENSE

- This season's defensive roster includes ten redshirt freshmen, one sophomore, eight redshirt sophomores, seven juniors, six redshirt juniors, two seniors, five redshirt seniors and one redshirt fifth-year
- WVU's defensive personnel includes 19 defensive linemen, four bandits, 11 linebackers, three spears, nine cornerbacks, seven safeties and one defensive back
- Beanie Bishop Jr. is the first Mountaineer to intercept a pass in back-to-back games since Keith Washington in 2019 vs. Kansas State (Sept. 21) and Texas (Oct. 5)
- Aubrey Burks recorded the second interception of his West Virginia career against Pitt
- Trey Lathan led the defense in tackles against Pitt, posting a career-high eight stops
- Lee Kpogba is tied for fourth in the conference in total tackles with 22, averaging 7.3 per game
- WVU has recorded at least four tackles for loss in 11 straight games dating back to Oct. 1, 2022
- West Virginia is No. 21 in the country in total tackles for loss with 23
- WVU held Pitt to 81 passing yards, the fewest allowed since Sept. 17, 2022, against Towson
- In 50 games under Neal Brown, the Mountaineers have recorded at least one sack 45 times
- Under Brown, the Mountaineers also have held their opponents to fewer than 300 yards of total offense 15 times
- West Virginia has held its opponents to fewer than 300 yards passing in 41 of its last 51 games
- Since 2019, WVU has held opposing teams to fewer than 250 yards passing 33 times, fewer than 200 yards 20 times and fewer than 150 yards 11 times
- The Mountaineers also have intercepted a pass in 29 of the last 54 games, including 13 of the last 25
- West Virginia now has nine multi-interception performances under Brown
- The Mountaineer defense intercepted multiple passes in back-to-back games for the first time since 2020

- West Virginia also intercepted three passes in a game for the first time since Oct. 31, 2020, vs. Kansas State
- Tied for No. 11 in the country in total interceptions with five
- The Mountaineers are ranked No. 27 in the country and No. 4 in the Big 12 in total rush defense, allowing 93 yards per game
- WVU is 97-15 since 2002 when winning the turnover battle
- The Mountaineer defense allowed 211 yards against Pitt, the fewest in the Backyard Brawl since 1998 (192 yards)

WEST VIRGINIA SPECIAL TEAMS

- West Virginia's 2023 special teams personnel includes three kickers, three punters, one punter/long snapper and two long snappers
- Michael Hayes recorded his first career field goal for the Mountaineers on his first attempt of the season vs. Pitt
- Hayes also went 2-for-2 on PATs
- In his career, Hayes is 54-for-55 on PATs
- Oliver Straw finished the Pitt game with three punts for a total of 133 yards, including a long of 50 and two placed inside the 20-yard line
- WVU is ranked No. 26 in the country in punt return defense, allowing on average less than a yard per return
- Hayes has recorded five touchbacks on 12 total kickoffs this season
- Against Penn State, West Virginia was successful on a two-point conversion attempt for the first time since Sept. 10, 2022 (Kansas)
- Straw has three punts of 50 or more yards and five punts inside the 20-yard line

HONORING THE 1993 MOUNTAINEERS

- The WVU Department of Intercollegiate Athletics will honor Hall of Fame Coach Don Nehlen and the 1993 Big East Champion and Sugar Bowl runner-up Mountaineer football team in celebration of its 30-year anniversary at the end of the first quarter, at the Texas Tech game on Sept. 18.

CAREER GAMES PLAYED/STARTED

	GP/GS	2023	2022	2021	2020
@Beanie Bishop Jr., r-Sr., CB	52/14	3/3	13/0	13/10	6/1
!Devin Carter, r-Sr., WR	51/44	2/2	9/9	12/12	12/10
\$Doug Nester, Sr., OL	46/44	3/3	11/11	13/13	8/7
%Montre Miller, r-Sr., CB	42/25	1/0	12/12	13/13	4/0
+Anthony Wilson, r-Sr., S	42/39	3/3	13/13	12/12	12/11
=Davoan Hawkins, r-Sr., DL	42/17	3/0	12/12	11/4	7/1
^Jared Bartlett, r-Jr., LB	40/17	3/3	10/9	13/3	9/1
*Mike Lockhart, r-Jr., DL	40/10	3/3	12/0	12/2	9/5
Zach Frazier, Jr., OL	38/37	3/3	12/12	13/13	10/9
Michael Hayes, r-Sr., K	38/38	3/3	12/12	13/13	10/10
Brandon Yates, r-Jr., OL	38/24	3/3	12/0	13/13	10/9
#Keyshawn Cobb, r-Sr., S	36/11	2/0	12/11	9/0	6/0
Malachi Ruffin, r-Sr., CB	36/6	3/1	12/5	11/0	10/0
Kole Taylor, Jr., TE	35/10	3/3	13/2	12/3	7/2
Graeson Malashevich, r-Jr., WR	34/0	3/0	8/0	13/0	10/0
Jalen Thornton, r-Jr., DL	34/0	3/0	9/0	12/0	10/0
Sean Martin, Jr., DL	33/11	3/3	12/8	13/0	5/0
Nick Malone, r-Jr., OL	30/1	3/1	12/0	12/0	2/0
Austin Brinkman, Jr., LS	28/0	3/0	12/0	13/0	--
&Luke Hamilton, r-Sr., FB	28/5	3/0	4/0	7/5	--
Taurus Simmons, Jr., BAN	27/0	2/0	10/0	12/0	3/0
Wyatt Milum, Jr., OL	27/23	3/3	12/12	12/8	--
Garrett Greene, r-Sr., QB	25/5	3/3	9/2	11/0	2/0
Edward Vesterinen, Jr., DL	23/4	3/3	12/0	8/1	--
Lance Dixon, r-Jr., LB	22/9	3/0	9/5	10/4	--
Fatorma Mulbah, Jr., DL	22/0	3/0	13/0	6/0	--
Tyrin Bradley, Jr., BAN	21/11	3/0	11/11	7/0	--
Justin Johnson Jr., Jr., RB	21/1	1/0	12/1	8/0	--
Aubrey Burks, Jr., S	20/14	3/3	11/11	6/0	--
Treyland Davis, r-Sr., TE	19/1	3/1	12/0	4/0	--
Jairo Faverus, r-Sr., LB	19/0	3/0	12/0	0/0	4/0
Preston Fox, r-Sr., WR	19/0	3/0	12/0	4/0	--
Andrew Wilson-Lamp, r-Sr., CB	18/3	3/2	11/1	4/0	--
Ja'Quay Hubbard, r-Jr., OL	17/11	2/0	12/11	3/0	--
Tomas Rimac, r-Sr., OL	17/8	3/3	12/5	2/0	--
Lee Kpogba, Sr., LB	15/15	3/3	12/12	--	--
Hershey McLaurin, Jr., S	15/5	3/3	12/2	--	--
Jeremiah Aaron, Jr., WR	14/0	3/0	11/0	--	--
Caden Biser, r-Jr., LB	14/0	3/0	11/0	--	--
Cortez Braham, Jr., WR	14/4	3/2	11/2	--	--
CJ Cole, r-Sr., WR	14/0	3/0	9/0	2/0	--
Oliver Straw, So., P	14/0	3/0	11/0	--	--
Marcis Floyd, r-Sr., S	13/11	1/0	12/11	--	--
Davis Mallinger, r-Sr., S/WR	12/4	0/0	8/4	4/0	--
Anthony Del Negro, r-Sr., DL	12/0	0/0	12/0	--	--
Jacoby Spells, So., CB	12/0	3/0	9/0	--	--
Tirek Austin-Cave, r-Jr., LB	11/0	1/0	10/0	--	--
CJ Donaldson Jr., So., RB	10/3	3/2	7/1	--	--
Jaylen Anderson, r-Sr., RB	9/2	3/2	6/0	--	--
Trey Lathan, Fr., LB	7/3	3/3	4/0	--	--
Tommiwa Durojaiye, r-Fr., DL	6/0	3/0	3/0	--	--
Raleigh Collins III, r-Fr., S	5/1	1/0	4/1	--	--
Nicco Marchiol, r-Fr., QB	5/0	3/0	2/0	--	--
Hammond Russell IV, r-Sr., DL	5/0	3/0	2/0	--	--
Victor Wikstrom, r-Sr., TE	5/0	3/0	0/0	2/0	--
Asani Redwood, Jr., DL	4/0	1/0	3/0	--	--
Avery Wilcox, r-Sr., S	4/0	3/0	1/0	--	--
Jarel Williams, r-Fr., WR	4/0	3/0	1/0	--	--
Leighton Bechdel, r-Jr., P	3/0	1/0	1/0	1/0	--
Bryce Biggs, r-Sr., OL	3/0	2/0	1/0	--	--
Hudson Clement, r-Fr., WR	3/2	3/2	--	--	--
Ben Cutter, Fr., LB	3/0	3/0	--	--	--
Brayden Dudley, r-Fr., DL	3/0	0/0	2/0	1/0	--
Rodney Gallagher, Fr., WR	3/0	3/0	--	--	--
Colin McBee, r-Fr., FB	3/0	3/0	--	--	--
Derek Berlitz, r-Fr., DL	2/0	1/0	1/0	--	--
Danny King, r-Sr., K	2/0	1/0	1/0	--	--
Traylon Ray, Fr., WR	2/0	2/0	--	--	--
Jahiem White, Jr., RB	2/0	2/0	--	--	--
Donald Brandel, r-Fr., LB	1/0	1/0	--	--	--
DJ Cotton, Fr., DL	1/0	1/0	--	--	--
Will Dixon, r-Fr., TE	1/0	1/0	--	--	--
Tyler Evans, r-Fr., WR	1/0	1/0	--	--	--
Oreyend Fisher, Fr., DL	1/0	1/0	--	--	--
James Heard Jr., Fr., BAN	1/0	1/0	--	--	--
Harry Hilvert, r-Fr., DL	1/0	1/0	--	--	--
Josiah Jackson, Fr., CB	1/0	1/0	--	--	--
Jordan Jackson, Fr., S	1/0	1/0	--	--	--
Charlie Katarincic, r-Fr., OL	1/0	1/0	--	--	--
Nick Krahe, Fr., OL	1/0	1/0	--	--	--
Zeiqui Lawton, r-Fr., DL	1/0	1/0	--	--	--
Landen Livingston, r-Fr., OL	1/0	1/0	--	--	--
Noah Massey, r-Sr., WR	1/0	1/0	--	--	--
Corey McIntyre, Fr., DL	1/0	1/0	--	--	--
Maguire Moss, r-Fr., LS	1/0	1/0	--	--	--
DJ Oliver, Fr., RB	1/0	1/0	--	--	--
Ja'Shaun Poke, Sr., WR	1/0	1/0	--	--	--
Christian Stokes, r-Fr., S	1/0	1/0	--	--	--
Aden Tagaloa-Nelson, Fr., S	1/0	1/0	--	--	--
Sullivan Weidman, r-Fr., OL	1/0	1/0	--	--	--
Johnny Williams, Fr., OL	1/0	1/0	--	--	--
Cooper Young, Fr., OL	1/0	1/0	--	--	--

! - Devin Carter 4/0 in 2018 and 12/11 in 2019
 \$ - Doug Nester 11/10 in 2019
 ^ - Bartlett's totals include 4 GP in 2019
 @ - Bishop 13/0 in 2019 and 4/0 in 2018
 + - Lockhart 4/0 in 2019
 - - Wilson 2/0 in 2019
 % - Miller 8/0 in 2019 and 4/0 in 2018
 # - Cobb 7/0 in 2019
 ~ - Hamilton 12/0 in 2019 and 2/0 in 2018

RECORD UNDER BROWN

Overall Record.....	59-42
At home.....	33-15
On the road.....	22-26
At a neutral site.....	4-1
Day games.....	39-31
Night games.....	20-11
Vs. ranked (coaches' poll).....	5-15
Vs. ranked (AP poll).....	4-16
Vs. coaches' Top 10.....	0-5
Vs. AP Top 10.....	0-5
Vs. ACC.....	4-3
Vs. Big 12.....	14-21
Vs. Big Ten.....	1-4
Vs. Pac-12.....	0-0
Vs. SEC.....	1-2
Vs. C-USA.....	2-0
Vs. Mid-American.....	3-0
Vs. Mountain West.....	0-2
Vs. Sun Belt.....	23-9
Vs. FCS.....	9-0
Vs. Independents.....	2-1
In bowl games.....	4-1
In overtime.....	1-1
More than 7 days to prepare.....	18-16
In August.....	1-0
In September.....	21-12
In October.....	14-16
In November.....	18-11
In December.....	5-3
In January.....	0-0
Outrushing opponent.....	47-8
Outrushed by opponent.....	12-33
When rushing for 200 yards.....	18-0
When rushing for 300 yards.....	5-0
Outpassing opponent.....	37-17
Outpassed by opponent.....	22-25
When passing for 300-399 yards.....	21-7
When passing for 400-499 yards.....	1-1
When passing for 500+ yards.....	0-0
When allowing 1-199 yards passing.....	33-15
When allowing 200-299 yards passing.....	19-16
When allowing 300+ yards passing.....	8-11
When having 400-499 total offense.....	24-6
When having 500+ total offense.....	7-3
More total offense than opponent.....	41-12
Same total offense as opponent.....	2-0
Less total offense than opponent.....	16-30
Allowing 399 or less total offense.....	49-23
When allowing 400+ total offense.....	7-17
When allowing 500+ total offense.....	3-2
Committing fewer turnovers.....	37-3
Committing more turnovers.....	13-26
Turnovers are even.....	9-13
0-30:00 of time of possession.....	27-24
30:01-plus of time of possession.....	32-18
Scoring first.....	39-11
Opponent scores first.....	20-31
Leading after the 1st quarter.....	43-7
Trailing after the 1st quarter.....	7-26
Tied after the 1st quarter.....	9-9
Leading at halftime.....	46-5
Trailing at halftime.....	8-35
Tied at halftime.....	5-2
Leading after the 3rd quarter.....	50-3
Trailing after the 3rd quarter.....	6-36
Tied after the 3rd quarter.....	3-3
Scoring 0-10 points.....	0-10
Scoring 11-20 points.....	4-20
Scoring 21-30 points.....	18-6
Scoring 31-40 points.....	18-4
Scoring 41-plus points.....	19-2
Opponent scores 0-10 points.....	15-0
Opponent scores 11-20 points.....	20-7
Opponent scores 21-30 points.....	19-10
Opponent scores 31-40 points.....	5-12
Opponent scores 41-plus points.....	0-13
Individual 100-yard rusher.....	33-5
Opponent 100-yard rusher.....	10-16
Opponent less than 100-yards rushing.....	22-4
Individual 100-yard receiver.....	23-9
Opponent 100-yard receiver.....	11-12
Individual 300-yard passer.....	14-7
Opponent 300-yard passer.....	8-11

WEST VIRGINIA HEAD COACH NEAL BROWN - FIFTH YEAR



Neal Brown is in his fifth year as the head coach at West Virginia.

It's a proven fact that you win with people, and no one knows that better than Brown. He has a commitment to investing time and resources in his staff and players, mentoring and preparing them to carry out the mission of Mountaineer Football, not only on the field but off of it as well.

One of the key areas in which his commitment is paying huge dividends is recruiting. Brown has taken a young and depleted roster, established a strong foundation and has it heading in an upward direction toward the future.

In his first four full classes, the average signee star rating has been among the best in the program's history, highlighted by the signing of 15 four-star recruits during that time. The program has landed multiple targets after beating out many high-level schools. WVU has landed the top in-state recruits every year that the program has pursued these coveted prospects, including All-Americans Zach Frazier and Wyatt Milum.

The 2021 class had the highest average star rankings (3.25) for WVU according to Rivals since the start of the company.

This past offseason, Brown showed his investment in his staff even more by elevating former running backs coach Chad Scott to the offensive coordinator role. Scott has an extensive understanding of the scheme, has done an outstanding job in player development and was responsible for coordinating the run game for the Mountaineers in 2022.

Brown continues to support and champion program leadership by the players, emphasizing a dedication to the individual student-athlete. His mission is in the development of each player as a complete person, not only on the field, but off, and for each to continuously build themselves and their brand to make a difference in the world after their football career is finished.

One of the first player initiatives that Brown implemented for the team was the 5th Quarter Program to assist in the development of the total player, not only on the field, but for life beyond graduation. The pillars of the program are character development, leadership development, real life, social responsibility and career development.

Another component of the 5th Quarter Program is the Bridge program. Its goal is to introduce the student-athletes to the college experience when they first enter WVU and give them their final training before they embark into life after graduation.

In 2022, WVU expanded the 5th Quarter Program by adding the Chambers Elite Climbers Program. The Chambers Elite Climbers was created to provide unique educational opportunities for select student-athletes thanks to a nearly \$1.6 million gift from WVU alumni John and Elaine Chambers. The Chambers Elite Climbers is a supplemental two-year program that provides additional and professional growth opportunities to student-athletes chosen through a competitive application process.

The 2022 Mountaineers defeated rival Virginia Tech to hold on to the Black Diamond Trophy and won two of the

final three games, including victories against Oklahoma and at Oklahoma State. The win over Oklahoma marked the first Big 12 Conference win over the Sooners, and the win over the Cowboys was the first since 2014. WVU also defeated 2021 Big 12 Champion Baylor.

West Virginia had 21 student-athletes named to the Academic All-Big 12 Teams, kicker Casey Legg earned a spot on the prestigious College Sports Communicators Academic All-American Second Team, and WVU had nine players named to one of three postseason Big 12 all-conference teams by media organizations. Dante Stills and Zach Frazier earned first-team all-conference honors, and Stills was drafted by the Arizona Cardinals.

The 2021 squad finished with six wins and had its share of positives, including earning a bowl bid to the Guaranteed Rate Bowl, its second in a row under Brown. Running back Leddie Brown rushed for 1,000 yards for the second year in a row, and WVU was fourth in the Big 12 in average passing yards per game (247.9). The Mountaineer defense finished No. 5 nationally in red-zone defense, No. 18 in the fewest first downs allowed and No. 29 in third-down defense.

The Mountaineers defeated No. 15 Virginia Tech, marking the highest-ranked win of the Brown era and also defeated No. 22 Iowa State to tie for the most wins against ranked teams in a season since 2007.

West Virginia had a program-best 24 student-athletes named to the Academic All-Big 12 Teams, safety Sean Mahone was a finalist for the William Campbell Trophy, the academic Heisman, and he earned a spot on the National Football Foundation's Scholar-Athlete Team. Kicker Casey Legg was named a semifinalist for the Lou Groza National Kicking Award and WVU had nine players named to one of three postseason Big 12 all-conference teams by media organizations.

Center Zach Frazier was named to the Walter Camp Football Foundation and American Football Coaches Association's All-America teams, and tackle Wyatt Milum was named to three freshman All-America teams. Defensive lineman Dante Stills was named an All-Big 12 First Team honoree, and Frazier was on the second team.

The 2020 season was Brown's most challenging season to date, testing his ability, not only as a coach, but as a leader. He was forced to deal with the COVID-19 pandemic since mid-March, which didn't allow for spring practice or offseason workouts and skill instruction, while social unrest was at a high level nationally during the summer.

Even though the program constantly was forced to deal with the effects and protocols of COVID-19 during the season, the Mountaineers stayed the course, finishing the season 6-4 overall and 4-4 in the Big 12. Brown made his first bowl appearance as the coach of WVU against Army in the AutoZone Liberty Bowl, winning the game, 24-21.

Five players earned All-America honors, led by Darius Stills, who was the school's first Consensus All-American since 2006 and 12th in school history. Tony Fields II, Tykee Smith and Dante Stills were named to at least one All-America team, and freshmen Zach Frazier and Akheem Mesidor were named to Freshman All-America teams. In

WEST VIRGINIA HEAD COACH NEAL BROWN - FIFTH YEAR

Year	School	Position	Record
2023	West Virginia	Head Coach	2-1
2022	West Virginia	Head Coach	5-7
2021	West Virginia	Head Coach	6-7
		Guaranteed Rate Bowl	
2020	West Virginia	Head Coach	6-4
		AutoZone Liberty Bowl Champions, AFCA Good Works Team Honorary Coach	
2019	West Virginia	Head Coach	5-7
2018	Troy	Head Coach	10-3
		Dollar General Bowl Champions	
2017	Troy	Head Coach	11-2
		Sun Belt Conference Champions, Sun Belt Conference Coach of the Year	
		R&L Carriers New Orleans Bowl Champions	
2016	Troy	Head Coach	10-3
		Dollar General Bowl Champions	
2015	Troy	Head Coach	4-8
2014	Kentucky	Assistant Coach (OC/QB)	5-7
2013	Kentucky	Assistant Coach (OC/QB)	2-10
2012	Texas Tech	Assistant Coach (OC/QB)	7-5
		Meineke Car Care Bowl Champions	
2011	Texas Tech	Assistant Coach (OC/QB)	5-7
2010	Texas Tech	Assistant Coach (OC/QB)	8-5
		TicketCity Bowl Champions	
2009	Troy	Assistant Coach (OC/QB)	9-4
		GMAC Bowl, Sun Belt Conference Champions	
2008	Troy	Assistant Coach (OC/QB)	8-5
		New Orleans Bowl	
2007	Troy	Assistant Coach (Inside Receivers)	8-4
		Sun Belt Conference Champions	
2006	Troy	Assistant Coach (Inside Receivers)	8-5
		Sun Belt Conference Champions, New Orleans Bowl Champions	
2005	Delaware	Assistant Coach (Wide Receivers)	6-5
2004	Sacred Heart	Assistant Coach (QB/Wide Receivers)	6-4
2003	Massachusetts	Assistant Coach (TE/OL Assistant)	10-3
		NCAA FCS Playoffs	
		Atlantic 10 Conference Champions	
Brown Totals - at West Virginia - 24-26 (Fifth Year); Overall - 59-42 (Eighth Year)			

April, Fields was drafted by the Cleveland Browns, while five players signed free-agent contracts.

Eight players were named to the All-Big 12 postseason teams, led by first-team honorees Fields II, also defensive newcomer of the year, Darius Stills, also defensive lineman of the year, and Laddie Brown, a first-team running back.

The Mountaineers finished the 2019 season with a 5-7 mark, in what was called a transitional year. WVU finished the regular season winning two of the final three games, at Kansas State and at TCU, and had a 3-3 mark on the road, including a 3-2 road record in the Big 12 Conference.

Five of Brown's players were named to All-Big 12 postseason teams, and Colton McKivitz was named the Big 12's Co-Offensive Lineman of the Year. McKivitz earned spots on two All-America teams - Walter Camp Football Foundation's Second Team and the Associated Press' Third Team, and Tykee Smith was named a freshman All-American by the Football Writers Association of America. McKivitz played in the Reese's Senior Bowl and was selected in the fifth round of the NFL Draft by the San Francisco 49ers.

Brown, one of six FBS coaches to win 10 or more games in 2016, 2017 and 2018, was named WVU's 35th head football coach on Jan. 5, 2019.

He spent the previous four years as the head coach at Troy University (2015-18), compiling a 35-16 record, including 3-0 in bowl games. In his final three seasons, the Trojans posted a 31-8 record (.795), tying for the highest winning percentage nationally among non-Power 5 schools.

Before Brown left after the 2018 season, Troy had won 17 of its last 20 games and 22 of its last 26 games. After directing the Trojans to the 2017 Sun Belt Conference Championship, Brown was honored as the league's coach of the year.

During his highly successful tenure at Troy, Brown's signature wins included a 24-21 victory in 2017 at then-No. 22 LSU in Baton Rouge, which snapped the Tigers' 49-game nonconference home winning streak, and a 24-19 win at Nebraska. Also impressive was his team's 30-24 loss at eventual 2016 national champion Clemson.

In 2018, Troy finished 10-3, including a victory over Buffalo in the Dollar General Bowl in Mobile, Alabama.

The 2017 campaign featured an 11-win season for Troy, including a win over North Texas in the New Orleans Bowl. The Trojans once again finished with a 7-1 conference mark, earning Brown his first conference championship. Troy finished the season with the 27th most votes in the final Amway Coaches Poll, marking the highest final ranking by a Sun Belt Conference squad in league history.

Troy finished 10-3 in 2016, including a 6-2 mark in the Sun Belt and a victory over Ohio University in the Dollar General Bowl.

Prior to Brown's first season at Troy in 2015, he spent two years (2013-14) as the offensive coordinator under Mark Stoops at Kentucky. The Wildcats posted more than 440 yards of total offense in three Southeastern Conference games in 2014, its highest total since 2001.

He also spent three years at Texas Tech (2010-12) as the offensive coordinator after his first stint at Troy as an assistant coach from 2006-09.

As Texas Tech's offensive coordinator and quarterbacks coach, the Red Raiders ranked in the nation's top-seven teams in passing offense, top 15 in total offense and top 25 in scoring offense, having increased production in all three categories each year since 2010. TTU finished the 2012 season second nationally in passing with 355.9 yards per game, 13th in total offense at 495.4 yards per game and 20th in scoring with 37.5 points per game.

The 2012 campaign was an expansion of the success from 2011, when Texas Tech ranked 13th nationally in total offense at 470.6 yards per game. The Red Raiders lit the scoreboard at a tune of 33.8 points per contest. In his first season in Lubbock, Brown's offense notched 460.2 yards of total offense per game, including 318.9 passing, and scored at a 33.1-point clip as Tech went 8-5 and won the TicketCity Bowl.

At Troy, Brown was the inside receivers coach the first two years (2006-07) with the Trojans before transitioning to offensive coordinator and quarterbacks coach in 2008-09. Troy won four Sun Belt Conference titles and appeared

BROWN VS. ALL OPPONENTS

Opponent	First Time	Last Time	W-L
Akron	2017	2017	1-0
Alabama State	2017	2017	1-0
Appalachian State	2015	2018	1-2
Arkansas State	2016	2017	1-1
Army	2020	2020	1-0
Austin Peay	2016	2016	1-0
Baylor	2019	2022	2-2
Boise State	2017	2018	0-2
Buffalo	2018	2018	1-0
Chas. Southern	2015	2015	1-0
Clemson	2016	2016	0-1
Coastal Carolina	2017	2018	2-0
Duquesne	2023	2023	1-0
Eastern Kentucky	2020	2020	1-0
Florida A&M	2018	2018	1-0
Georgia Southern	2015	2018	2-2
Georgia State	2015	2018	3-1
Idaho	2015	2017	2-1
Iowa State	2019	2022	1-3
James Madison	2019	2019	1-0
Kansas	2019	2022	3-1
Kansas State	2019	2022	2-2
Liberty	2018	2018	0-1
LIU	2021	2021	1-0
Louisiana	2015	2018	2-0
Louisiana-Monroe	2015	2018	2-0
LSU	2017	2017	1-0
Maryland	2021	2021	0-1
Massachusetts	2016	2016	1-0
Minnesota	2021	2021	0-1
Mississippi State	2015	2015	0-1
Missouri	2019	2019	0-1
NC State	2015	2019	1-1
Nebraska	2018	2018	1-0
New Mexico State	2015	2017	3-0
North Texas	2017	2017	1-0
Ohio	2016	2016	1-0
Oklahoma	2019	2022	1-2
Oklahoma State	2019	2022	1-3
Penn State	2023	2023	0-1
Pitt	2022	2023	1-1
South Alabama	2015	2018	2-2
Southern Miss	2016	2016	1-0
TCU	2019	2022	3-1
Texas	2019	2022	1-3
Texas State	2016	2018	3-0
Texas Tech	2019	2022	0-4
Towson	2022	2022	1-0
Virginia Tech	2021	2021	1-0
Wisconsin	2015	2015	0-1

in three bowl games during Brown's initial tenure.

He began his coaching career with one-year stints at UMass (2003), Sacred Heart (2004) and Delaware (2005). In 2004, Brown coached the quarterbacks and wide receivers at Sacred Heart, boasting the top-ranked scoring offense in the conference.

In 2003, he was the tight ends coach and offensive line assistant at Massachusetts, helping the Minutemen win a share of the Atlantic-10 championship and a berth in the FCS playoffs.

Brown was a wide receiver at Kentucky for three years (1998-2000) before finishing his career at UMass in 2001-02. He was a member of two bowl teams with the Wildcats and was named to the Southeastern Conference Academic Honor Roll.

While at UMass, he was an Atlantic 10 All-Academic honoree and an NCAA Division I-AA Athletic Directors' Academic All-Star team selection.

Brown graduated from UMass with a bachelor's degree in business management in 2002 and earned his master's degree in business administration in 2005.

Born in Louisville, Kentucky, Brown grew up in Bardstown, Kentucky, before moving to Danville, Kentucky, where he was an all-state wide receiver at Boyle County High School, finishing his career as the No. 2 receiver in state history.

Brown and his wife, Brooke, have two daughters, Adalyn and Anslee, and a son, Dax.



DEFENSIVE/SPECIAL TEAMS TOUCHDOWNS SINCE 2000

2022

Malachi Ruffin 43 interception return vs. Kansas State
 Jasir Cox 65 fumble return vs. Baylor
 Jacolby Spells 28 interception return at Virginia Tech

2021

Winston Wright Jr. 90 kickoff return vs. LIU

2020

Dylan Tonkery 18 interception return vs. Kansas State

2019

Winston Wright Jr. 95 kickoff return at Baylor
 Tykee Smith 19 interception return vs. Iowa State

2018

Derrek Pitts Jr. 72 blocked field goal return at Iowa State
 Keith Washington Jr. 51 interception return at Texas Tech

2017

Kenny Robinson 94 interception return vs. Texas
 Kenny Robinson 39 interception return vs. Oklahoma State
 Marvin Gross Jr. 0 blocked punt return vs. Oklahoma State
 Mike Daniels Jr. 25 interception return at Kansas

2016

Rasul Douglas 54 interception return vs. BYU

2015

Terrell Chestnut 32 interception return at Kansas
 Jared Barber 42 fumble return vs. Texas
 Shelton Gibson 100 kickoff return at Baylor

2014

KJ Dillon 35 interception return vs. Texas A&M
 Terrell Chestnut 35 fumble recovery vs. TCU
 Dravon Henry 52 interception return at Oklahoma State
 Mario Alford 94 kickoff return vs. Kansas
 Mario Alford 100 kickoff return vs. Alabama

2013

Karl Joseph 38 fumble return vs. Iowa State
 Karl Joseph 0 fumble return at Baylor
 Darwin Cook 32 interception return at Baylor
 Ishmael Banks 58 interception return vs. Oklahoma State

2012

Tavon Austin 76 punt return vs. TCU
 Tavon Austin 100 kickoff return vs. Kansas State
 Doug Rigg 51 fumble return vs. Maryland
 Isaiah Bruce 43 fumble return vs. Marshall

2011

Darwin Cook 99 fumble return vs. Clemson
 Pat Miller 52 interception return at USF

Julian Miller 0 fumble recovery at Cincinnati
 Terence Garvin 37 interception return at Maryland
 Tavon Austin 100 kickoff return vs. Marshall

2009

Sidney Glover 24 interception return at Rutgers
 Tavon Austin 98 kickoff return vs. UConn

2008

Mortty Ivy 29 interception return vs. Villanova

2007

Reed Williams 0 fumble recovery vs. UConn
 Eric Wicks 44 fumble return vs. Louisville
 Keilen Dykes 19 interception return vs. Syracuse

2006

Vaughn Rivers 50 punt return vs. Mississippi State
 Darius Reynaud 96 kickoff return vs. Maryland

2005

Jamille Addae 40 interception return vs. Pitt
 Thandi Smith 1 punt return vs. Rutgers
 Antonio Lewis 77 punt return vs. East Carolina
 Eric Wicks 31 interception return vs. Syracuse

2004

Mike Lorello 21 interception return vs. Connecticut
 Eric Wicks 34 interception return vs. Virginia Tech
 Adam Lehnortt 21 fumble return vs. James Madison
 Adam Jones 76 punt return vs. East Carolina

2003

Lance Frazier 64 punt return vs. Temple
 Adam Jones 47 fumble return vs. Temple
 Adam Jones 49 interception return vs. Boston College
 Adam Jones 87 kickoff return vs. Boston College
 Joe Hunter 0 blocked punt return vs. UCF

2002

Arthur Harrison 0 fumble recovery vs. East Carolina
 Angel Estrada 43 interception return vs. Rutgers

2001

Shawn Terry 100 kickoff return vs. Maryland
 Shawn Hackett 10 fumble return vs. Rutgers
 Shawn Hackett 50 interception return vs. Rutgers

2000

Grant Wiley 22 interception return vs. Boston College
 Shawn Hackett 41 interception return vs. Boston College
 Grant Wiley 15 interception return vs. Idaho
 Ben Meighan 36 fumble return vs. Virginia Tech
 Shawn Terry 100 kickoff return vs. Syracuse
 Richard Bryant 49 interception return vs. Rutgers
 Jason Davis 0 fumble return vs. East Carolina
 Shawn Terry 89 kickoff return vs. Pitt
 Lance Frazier 32 interception return vs. Pitt
 Shawn Terry 99 kickoff return vs. Ole Miss

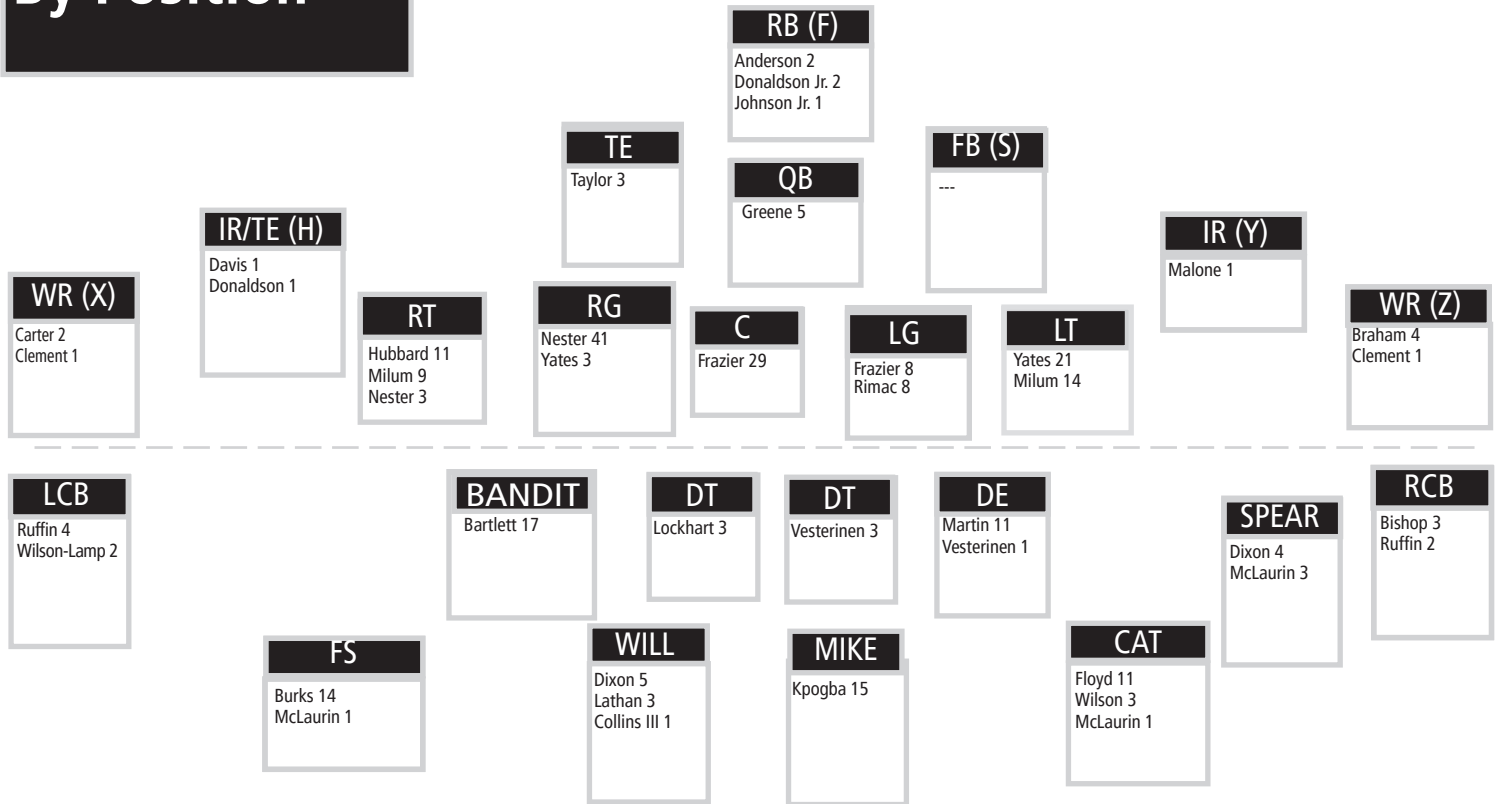
18 OF THE LAST 21 YEARS

- Dating back to the 2002 Continental Tire Bowl, played in Charlotte, N.C., West Virginia has made 18 bowl appearances in the last 21 years, missing only the 2013, 2019 and 2022 seasons.
- The Mountaineers are one of 16 Power 5 schools to accomplish that feat: Georgia (21), Oklahoma (21), Wisconsin (21), Clemson (20), Florida (20), LSU (20), Ohio State (20), Oklahoma State (20), Virginia Tech (19), Alabama (19), Auburn (19), Florida State (18), Iowa (18), Oregon (18), Texas (18) and West Virginia (18).

2023 Home and Away

Rushing		Att-Yds-Avg	Avg/Gm
Home (2-0)	100-455-4.6		227.5
Away (0-1)	40-146-3.6		146.0
Passing		Comp-Att-Yds-TD-Int	Avg/Gm
Home (2-0)	23-43-375-5-0		187.5
Away (0-1)	16-27-162-0-0		162.0
Total Offense		Rush-Pass-Total	Avg/Gm
Home (2-0)	455-375-830		415.0
Away (0-1)	146-162-308		308.0
Rush Defense		Att-Yds-Avg	Avg/Gm
Home (2-0)	64-133-2.1		66.5
Away (0-1)	35-146-4.2		146.0
Pass Defense		Comp-Att-Yds-TD-Int	Avg/Gm
Home (2-0)	23-52-312-2-5		156.0
Away (0-1)	22-30-332-3-0		332.0
Total Defense		Rush-Pass-Total	Avg/Gm
Home (2-0)	133-312-445		222.5
Away (0-1)	146-332-478		478.0

Career Starts By Position



2023 OFFENSIVE GAME-BY-GAME STARTERS

[illegible]

2023 DEFENSIVE GAME-BY-GAME STARTERS

[illegible]

MOUNTAINEER 2023 SEASON HIGHS

Offense

Rushing

	Att.	Yards	TDs	Long	100-yd Games
Jaylen Anderson	19 (Pitt)	62 (Pitt)	1 (DUQ)	15 (DUQ)	0
CJ Donaldson Jr.	18 (2x/Pitt)	102 (Pitt)	1 (2x/Pitt)	17 (PSU)	0
Rodney Gallagher	1 (2x/Pitt)	7 (DUQ)	0	7 (DUQ)	0
Garrett Greene	15 (PSU)	71 (PSU)	1 (PSU)	18 (DUQ)	0
Nicco Marchiol	9 (Pitt)	22 (DUQ)	1 (DUQ)	14 (DUQ)	0
DJ Oliver	10 (DUQ)	38 (DUQ)	1 (DUQ)	6 (DUQ)	0
Jaheim White	12 (DUQ)	110 (DUQ)	1 (DUQ)	39 (DUQ)	1

Passing

	Comp.	Att.	Yards	TDs	Long
Garrett Greene	16 (PSU)	27 (PSU)	240 (DUQ)	4 (DUQ)	70 (DUQ)
Nicco Marchiol	7 (DUQ)	14 (DUQ)	75 (DUQ)	0	29 (DUQ)

Receiving

	Rec.	Yards	TDs	Long	100-yd Games
Jeremiah Aaron	1 (PSU)	8 (PSU)	0	8 (PSU)	0
Jaylen Anderson	2 (PSU)	15 (PSU)	0	10 (PSU)	0
Cortez Braham	1 (DUQ)	3 (DUQ)	0	3 (DUQ)	0
Devin Carter	6 (PSU)	90 (PSU)	0	32 (PSU)	0
Hudson Clement	5 (DUQ)	177 (DUQ)	3 (DUQ)	70 (DUQ)	1
CJ Cole	2 (DUQ)	17 (DUQ)	0	10 (DUQ)	0
Treyllan Davis	1 (PSU)	1 (PSU)	0	1 (PSU)	0
CJ Donaldson Jr.	1 (PSU)	3 (PSU)	0	3 (PSU)	0
Preston Fox	2 (2x/DUQ)	34 (DUQ)	1 (DUQ)	22 (DUQ)	0
Rodney Gallagher	1 (DUQ)	12 (DUQ)	0	12 (DUQ)	0
Taylor Kole	3 (Pitt)	21 (Pitt)	1 (Pitt)	13 (Pitt)	0
Ja'Shaun Poke	2 (DUQ)	11 (DUQ)	0	11 (DUQ)	0
Traylon Ray	2 (PSU)	7 (PSU)	0	7 (PSU)	0
Kole Taylor	3 (DUQ)	55 (DUQ)	0	29 (DUQ)	0

Defense

	Solo	Assisted	Total	TFL	Sacks
Jared Bartlett	4 (PSU)	3 (2x/Pitt)	5 (2x/Pitt)	1.5 (DUQ)	1.0 (DUQ)
Caden Biser	1 (DUQ)	0	1 (DUQ)	1.0 (DUQ)	0
Beanie Bishop Jr.	5 (2x/Pitt)	2 (2x/Pitt)	7 (2x/Pitt)	0.5 (PSU)	0
Tyrin Bradley	1 (2x/Pitt)	1 (Pitt)	2 (Pitt)	0	1 (Pitt)
Aubrey Burks	3 (DUQ)	1 (Pitt)	3 (DUQ)	1.0 (DUQ)	0
Keyshawn Cobb	0	2 (DUQ)	2 (DUQ)	0	0
Ben Cutter	0	4 (DUQ)	4 (DUQ)	1.0 (DUQ)	0
Lance Dixon	2 (DUQ)	1 (3x/Pitt)	3 (DUQ)	0	0
Tomiwa Durojaiye	2 (DUQ)	2 (Pitt)	3 (2x/Pitt)	1.5 (DUQ)	1.5 (DUQ)
Jairo Faverus	1 (2x/Pitt)	2 (DUQ)	3 (DUQ)	0.5 (DUQ)	0
Oreyend Fisher	0	1 (DUQ)	1 (DUQ)	0.5 (DUQ)	0
Davoan Hawkins	0	2 (PSU)	2 (PSU)	0.5 (DUQ)	0
Lee Kpogba	7 (PSU)	6 (PSU)	13 (PSU)	1.5 (PSU)	0
Trey Lathan	3 (2x/Pitt)	5 (Pitt)	8 (Pitt)	0.5 (2x/Pitt)	0
Zeiqui Lawton	0	1 (DUQ)	1 (DUQ)	0.5 (DUQ)	0
Mike Lockhart	1 (3x/Pitt)	2 (2x/Pitt)	3 (2x/Pitt)	1.5 (Pitt)	0
Joshiah Jackson	1 (DUQ)	0	1 (DUQ)	0	0
Sean Martin	3 (PSU)	3 (DUQ)	4 (DUQ)	1.0 (DUQ)	0
Cory McIntyre Jr.	1 (DUQ)	0	1 (DUQ)	0	0
Hershey McLaurin	3 (PSU)	3 (Pitt)	5 (Pitt)	1.0 (DUQ)	0.5 (DUQ)
Montre Miller	3 (PSU)	0	3 (PSU)	0	0
Fatorma Mullbah	1 (DUQ)	2 (2x/Pitt)	5 (Pitt)	1.0 (2x/Pitt)	0
Asani Redwood	0	1 (Pitt)	1 (Pitt)	0	0
Malachi Ruffin	2 (PSU)	1 (2x/DUQ)	3 (PSU)	0	0
Hammond Russell IV	1 (PSU)	1 (Pitt)	1 (2x/Pitt)	0	0
Jacolby Spells	1 (DUQ)	1 (DUQ)	2 (DUQ)	0.5 (DUQ)	0
Taurus Simmons	1 (DUQ)	0	1 (DUQ)	0	0
Christion Stokes	0	1 (DUQ)	1 (DUQ)	0.5 (DUQ)	0
Jalen Thornton	0	1 (Pitt)	1 (Pitt)	0	0
Edward Vesternien	1 (Pitt)	1 (DUQ)	1 (2x/Pitt)	0	0
Anthony Wilson	6 (Pitt)	3 (PSU)	7 (Pitt)	0.5 (PSU)	0
Andrew Wilson-Lamp	4 (PSU)	0	4 (PSU)	0	0

Pass Defense

	PBU	INTs	Total	TDs
Beanie Bishop Jr.	1 (2x/DUQ)	1 (2x/Pitt)	2 (DUQ)	
Tyrin Bradley	1 (Pitt)	0	0	
Aubrey Burks	0	1 (Pitt)	1 (Pitt)	
Marcis Floyd	1 (Pitt)	0	0	
Davoan Hawkins	1 (PSU)	0	1 (PSU)	
Trey Lathan	1 (Pitt)	0	0	
Malachi Ruffin	1 (DUQ)	1 (Pitt)	1 (2x/Pitt)	
Antony Wilson	1 (2x/Pitt)	0	1 (2x/Pitt)	
Avery Wilcox	0	1 (DUQ)	1 (DUQ)	

Turnovers

Forced	Recovered	TDs
--------	-----------	-----

MOUNTAINEER CAREER HIGHS

Offense					
Rushing	Att.	Yards	TDs	Long	100-yd Games
Jaylen Anderson	15 (OSU '22)	155 (OSU '22)	2 (OSU '22)	57 (OSU '22)	1 (OSU '22)
CJ Donaldson	23 (VT '22)	125 (Pitt '22)	3 (TU '22)	82 (TU '22)	5 (TCU '22)
Garrett Greene	15 (PSU '23)	119 (OU '22)	2 (2x/OU '22)	67 (TCU '21)	2 (OU '22)
Justin Johnson Jr.	12 (BU '22)	83 (VT '22)	1 (3x/BU '22)	19 (BU '22)	0
Nicco Marchiol	6 (OSU '22)	32 (OSU '22)	1 (DUQ)	14 (DUQ)	0
DJ Oliver	10 (DUQ)	38 (DUQ)	1 (DUQ)	6 (DUQ)	0
Jaheim White	12 (DUQ)	110 (DUQ)	1 (DUQ)	39 (DUQ)	1
Passing	Comp.	Att.	Yards	TDs	Long
Garrett Greene	16 (PSU '23)	27 (2x/PSU '23)	204 (KSU '22)	3 (KSU '22)	71 (KSU '22)
Nicco Marchiol	7 (DUQ '23)	14 (DUQ '23)	75 (DUQ '23)	1 (TU '22)	29 (DUQ '23)
Receiving	Rec.	Yards	TDs	Long	100-yd Games
Jaylen Anderson	4 (TU '22)	45 (TTU '22)	1 (TU '22)	22 (TTU '22)	0
Cortez Braham	5 (TU '22)	60 (TU '22)	0	30 (TU '22)	0
Devin Carter *	7 (WF '21)	140 (BC '19)	2 (WF '21)	55 (BC '19)	3 (UNC '22)
Hudson Clement	5 (DUQ)	177 (DUQ)	3 (DUQ)	70 (DUQ)	1 (DUQ '23)
Treytan Davis	2 (KSU '22)	17 (TTU '22)	0	17 (TTU '22)	0
Preston Fox	2 (3x/DUQ '23)	34 (DUQ '23)	1 (2x/DUQ)	26 (TU '22)	0
Justin Johnson Jr.	2 (2x/KU '22)	18 (KU '22)	0	10 (KU '22)	0
Noah Massey +	3 (BU '20)	55 (BU '20)	0	33 (BU '20)	0
Ja'Shaun Poke &	13 (BSU '22)	124 (BU '20)	2 (BGSU '20)	55 (BGSU '20)	2 (EMU '22)
Kole Taylor ^	4 (McNeese '21)	55 (DUQ '23)	1 (MSU '21)	41 (MSU '21)	0
Defense					
Tackles	Solo	Assisted	Total	TFL	Sacks
Jared Bartlett	5 (TCU '21)	3 (6x/Pitt '23)	6 (Pitt '22)	3.0 (VT '21)	3.0 (VT '21)
Caden Biser	3 (TU '22)	3 (TU '22)	6 (TU '22)	0	0
Beanie Bishop Jr. <	5 (2x/Pitt '23)	2 (4x/Pitt '23)	7 (2x/Pitt '23)	1.0 (NU '22)	1.0 (NU '22)
Tyrin Bradley!	4 (Missouri '22)	8 (SFA '22)	10 (2x/SFA '22)	2 (2x/Utah Tech)	1 (5x/Pitt '23)
Aubrey Burks	8 (TTU '22)	3 (2x/KSU '22)	10 (TTU '22)	2.0 (TTU '22)	1.0 (TTU '22)
Keyshawn Cobb @	8 (Toledo '22)	7 (UMass '22)	9 (Akron '22)	1.5 (2x/Toldeo '22)	1.0 (CMU '22)
Raleigh Collins III	2 (TCU '22)	0	2 (TCU '22)	1.0 (TCU '22)	0
Ben Cutter	0	4 (DUQ '23)	4 (DUQ '23)	1.0 (DUQ '23)	0
Lance Dixon	8 (UMN '21)	4 (OU '21)	11 (UMN '21)	1.0 (2x/MU '20)%	0
Tomiwa Durojaye	2 (DUQ '23)	1 (DUQ '23)	3 (DUQ '23)	1.5 (DUQ '23)	1.5 (DUQ '23)
Marcis Floyd ^^	7 (APSU '21)	4 (5x/KSU '22)	9 (2x/OSU '22)	2.0 (APSU '21)	1.0 (3x/SEMO '21)
Davon Hawkins ?	6 (MSU '20-21)	7 (APSU '20-21)	7 (2x/APSU '20-21)	2.0 (APSU '21)	2.0 (APSU '21)
Lee Kpogba #	8 (ND '20)	6 (4x/PSU '23)	13 (3x/PSU '23)	2.0 (6x/OSU '22)	1.5 (OSU '22)
Trey Lathan	3 (PSU '23)	5 (Pitt '23)	8 (Pitt '23)	0.5 (2x/Pitt '23)	0
Mike Lockhart **	2 (2x/TTU '22)	4 (2x/Duke '2)	5 (BC '20)	1.5 (2x/Pitt '23)	0.5 (UGA '21)
Davis Mallinger	8 (TTU '22)	8 (TTU '22)	10 (TTU '22)	1.0 (2x/TU '22)	1.0 (2x/TU '22)
Sean Martin	4 (KU '22)	4 (BU '22)	6 (BU '22)	2.0 (2x/OU '22)	2.0 (OU '22)
Hershey McLaurin	7 (TTU '22)	6 (KU '22)	9 (TTU '22)	1.0 (DUQ '23)	1.0 (BU '22)
Montre Miller >	8 (Akron '22)	3 (3x/BGSU '22)	8 (2x/BGSU '22)	2.0 (Iowa '21)	0
Fatorma Mulbah =	1 (2x/Nova '21)	2 (2x/Pitt '23)	5 (Pitt '23)	1 (2x/Pitt '23)	0
Malachi Ruffin	3 (2x/OU '22)	3 (TU '22)	5 (OU '22)	0	0
Taurus Simmons	2 (3x/OSU '22)	2 (3x/TTU '22)	4 (BU '21)	1.0 (2x/OSU '22)	1.0 (2x/OSU '22)
Edward Vesterinen	2 (TU '22)	2 (2x/PSU '23)	2 (3x/PSU '23)	1.0 (2x/UT '22)	0.5 (2x/OSU '22)
Anthony Wilson	12 (GSU '20)	8 (Army '20)	12 (GSU '20)	3 (CCU '21)	1.0 (2x/JMU '22)
Andrew Wilson-Lamp	4 (PSU '23)	2 (OSU '22)	4 (2x/PSU '23)	0	0
Pass Defense	PBU	INTs	Total	TDs	
Jared Bartlett	1 (2x/TTU '20)	0	1 (KU '20)	0	
Beanie Bishop Jr. <	1 (2x/DUQ '23)	1 (2x/Pitt '23)	2 (DUQ '23)	0	
Aubrey Burks	1 (2x/KSU '22)	1 (2x/Pitt '23)	1 (4x/Pitt '2)	0	
Keyshawn Cobb	3 (Toledo '22)	1 (OU '22)	3 (Toledo '22)	0	
Lance Dixon	1 (VT '22)	0	1 (VT '22)	0	
Marcis Floyd ^^	3 (2x/SMSU '21)	2 (2x/TTU '21)	3 (2x/SMSU '21)	1 (SEMO '20)	
Davon Hawkins	1 (PSU '23)	0	1 (PSU '23)	0	
Mike Lockhart	1 (VT '22)	0	1 (VT '22)	0	
Hershey McLaurin	1 (TCU '22)	0	1 (TCU '22)	0	
Montre Miller >	3 (Miami (OH) '21)	0	3 (Miami (OH) '21)	0	
Malachi Ruffin	3 (OSU '22)	1 (3x/Pitt '23)	3 (OSU '22)	1 (KSU '22)	
Jacoby Spells	1 (DUQ '23)	1 (VT '22)	1 (VT '22)	1 (VT '22)	
Avery Wilcox	0	1 (DUQ '23)	1 (DUQ '23)	0	
Anthony Wilson\$	2 (4x/TSU '21)	1 (2x/JMU '22)	2 (4x/TSU '21)	0	
Andrew Wilson-Lamp	1 (2x/OSU '22)	0	1 (2x/OSU '22)	0	
Turnovers	Forced	Recovered	TDs		
Jared Bartlett	1 (VT '21)	1 (VT '21)	0		
Caden Biser	0	1 (TU '22)	0		
Aubrey Burks	1 (BU '22)	0	0		
Keyshawn Cobb @	1 (3x/CMU '22)	1 (BGSU '22)	0		
Lance Dixon %	1 (OSU '20)	0	0		
Marcis Floyd ^^	1 (3x/ISU '22)	0	0		
Davon Hawkins ?	1 (5x/Tenn. Tech '22)	1 (3x/EID '22)	0		
Lee Kpogba	0	1 (Pitt '22)	0		
Montre Miller >	3 (VMI '21)	0	0		
Sean Martin	1 (2x/BU '22)	1 (LIU '21)	0		
Malachi Ruffin	0	1 (TCU '22)	0		
Anthony Wilson	1 (2x/GSU '22)	0	0		

% - Dixon's numbers from Penn State
 ** - Cox's numbers from North Dakota State
 > - Miller's numbers from Kent State
 ! - Bradley's numbers from Abilene Christian

* - Carter's numbers from NC State
 ^^ - Floyd's numbers from Murray State
 < - Bishop's numbers from Minnesota

+ - Massey's numbers from Bowling Green
 # - Kpogba's numbers from Syracuse
 @ - Cobb's numbers from Buffalo

& - Poke's numbers from Kent State
 ? - Hawkins' numbers from Tennessee State
 \$ - Wilson's numbers from Georgia Southern

^ - Taylor's numbers from LSU
 = - Mulbah's numbers from Penn State
 ** - Lockhart's numbers from Ga. Tech

2023 MOUNTAINEER ROSTER

No.	Name	Pos.	Ht.	Wt.	Cl.	Exp.	Hometown/High School/Previous College
0	Jaylen Anderson	RB	5-11	214	r-So.	1vl	Perry, Ohio/Perry
0	Montre Miller	CB	5-11	188	r-Sr.	TR	Blythewood, S.C./Westwood/Kent State
1	Jeremiah Aaron	WR	5-10	188	Jr.	1vl	Natchitoches, La./Pearland (Texas)/Navarro CC
1	Lee Kpogba	LB	6-1	234	Sr.	1vl	Winston-Salem, N.C./Parkland/Syracuse/E. Miss. CC
2	Aubrey Burks	S	5-11	204	Jr.	1vl	Oakridge, Fla./Auburndale
2	Rodney Gallagher III	WR	5-11	167	Fr.	HS	Uniontown, Pa./Laurel Highlands
3	Tomiwa Durojaiye	DL	6-4	278	r-Fr.	TR	Philadelphia, Pa./Middletown (Del.)/Kentucky
3	Ja'Shaun Poke	WR	5-10	184	Sr.	TR	Hampton, Ga./Dutchtown/Kent State
4	CJ Donaldson Jr.	RB	6-1	238	So.	1vl	Miami, Fla./Gulliver Prep
5	Devin Carter	WR	6-3	215	r-Sr.	TR	Clayton, N.C./Clayton/NC State
5	Lance Dixon	SPEAR	6-2	221	r-Jr.	1vl	Oak Park, Mich./West Bloomfield/Penn State
6	Garrett Greene	QB	5-11	198	Jr.	2vl	Tallahassee, Fla./Chiles
6	Jacolby Spells	CB	5-11	184	So.	1vl	Fort Lauderdale, Fla./American Heritage
7	Andrew Wilson-Lamp	CB	6-2	175	r-So.	1vl	Massillon, Ohio/Massillon Washington
7	Traylon Ray	WR	6-3	185	Fr.	HS	Tallahassee, Fla./North Florida Christian
8	Tyrin Bradley	BAN	6-2	251	Jr.	TR	Lubbock, Texas/Monterey/Abilene Christian
8	Nicco Marchiol	QB	6-1	226	r-Fr.	RS	Chandler, Ariz./Hamilton
10	Jared Bartlett	BAN	6-2	236	r-Jr.	4vl	Miami, Fla./Collins Hill (Ga.)
10	Jarel Williams	WR	6-2	206	r-Fr.	RS	Saraland, Ala./Saraland
11	Beanie Bishop Jr.	CB	5-10	181	r-Sr.	TR	Louisville, Ky./Pleasure Ridge Park/Minnesota
11	Cortez Braham	WR	6-2	199	Sr.	1vl	Blythewood, S.C./Westwood/Hutchinson CC
12	Anthony Wilson	S	5-9	190	r-Jr.	TR	Columbia, S.C./Spring Valley/Georgia Southern
13	EJ Horton	WR	6-0	178	Jr.	TR	Louisville, Ky./Palmetto Academy/Marshall
13	Hershey McLaurin	SPEAR	6-1	212	Jr.	1vl	Friendship, Miss./Collins/Jones County JC
14	Malachi Ruffin	CB	5-10	193	r-Jr.	2vl	Nashville, N.C./Nash Central
15	Ben Cutter	LB	6-0	223	Fr.	HS	Denver, N.C./East Lincoln
15	Scott Kean	QB	6-2	203	r-Fr.	RS	Weston, Fla./St. Thomas Aquinas
15	Noah Massey	WR	6-3	237	r-Sr.	TR	Houston, Texas/Spring Westfield/Bowling Green/Angelo State
16	Sean Boyle	QB	6-2	210	Fr.	HS	Charlotte, N.C./Charlotte Catholic
17	Jackson Crist	QB	6-2	211	r-So.	SQ	Canfield, Ohio/Canfield
18	Tirek Austin-Cave	LB	6-1	229	Jr.	SQ	Pennsauken, N.J./Camden/Miami
18	Grant Cochran	QB	6-5	220	Fr.	HS	Princeton, W.Va./Princeton
19	Trey Lathan	LB	6-1	222	r-Fr.	RS	Goulds, Fla./Gulliver Prep
19	Graeson Malashevich	WR	5-9	183	r-Jr.	2vl	Ceredo, W.Va./Spring Valley
20	DJ Oliver	RB	5-10	250	Fr.	HS	Perry, Fla./Port Saint Joe
22	Michael Hayes	K	5-9	187	r-Jr.	TR	Florence, S.C./West Florence/Georgia State
22	Josiah Jackson	CB	6-0	182	Fr.	HS	Fairfield, Ohio/Fairfield
22	Jahiem White	RB	5-7	190	Fr.	HS	York, Pa./William Penn Senior
23	Keyshawn Cobb	S	5-10	208	Sr.	TR	Fort Valley, Ga./Peach Valley/Bufalo
24	Marcis Floyd	S	6-0	197	r-Sr.	1vl	Louisville, Ky./Du Pont Manual/Murray State
25	Tyler Evans	WR	5-7	184	r-Fr.	RS	Austintown, Ohio/Austintown Fitch
25	Jordan Jackson	CB	5-11	178	Fr.	HS	Fairfield, Ohio/Fairfield
26	Justin Johnson Jr.	RB	5-11	202	Jr.	2vl	St. Louis, Mo./Edwardsville
27	Davis Mallinger	WR	6-1	191	r-So.	1vl	Melbourne, Fla./Cocoa
28	Aden Tagaloa-Nelson	S	6-1	195	Fr.	HS	Lexington, Ky./Woodford County
29	Preston Fox	WR	5-10	188	r-Fr.	SQ	Morgantown, W.Va./Morgantown
29	Deuce Shabazz	CB	5-11	188	r-Fr.	TR	Marietta, Ga./Harrison/Pitt
30	Brayden Dudley	BAN	6-2	247	r-So.	SQ	Buford, Ga./Mill Creek
30	Judah Price	RB	5-9	188	Fr.	HS	Coal City, W.Va./Independence
31	Christion Stokes	S	6-0	199	r-Fr.	RS	Harper Woods, Mich./Harper Woods
32	Raleigh Collins III	SPEAR	6-2	199	r-Fr.	RS	Newark, Del./Neumann Goretti
33	Jairo Faverus	LB	6-0	217	r-So.	SQ	Amsterdam, The Netherlands/Bristol Academy of Sports
34	Avery Wilcox	S	6-0	204	r-So.	SQ	Ft. Mill, S.C./Ft. Mill
35	Luke Hamilton	FB	5-11	241	r-Sr.	TR	Cumberland, Md./Fort Hill/Towson
36	Caden Biser	LB	6-0	230	r-So.	1vl	Keyser, W.Va./Morgantown
36	Noah Braham	TE	6-3	234	Fr.	HS	Morgantown, W.Va./University
37	Jayden Bell	CB	5-10	155	Fr.	HS	Fort Lauderdale, Fla./Saint Thomas Aquinas
38	Donald Brandel	LB	6-0	218	r-Fr.	RS	Morgantown, W.Va./University
38	Macguire Moss	LS	6-1	229	r-Fr.	RS	Batavia, Ill./Batavia

2023 MOUNTAINEER ROSTER

39	Quayvon Cyrus	CB	6-2	185	Fr.	HS	Parkersburg, W.Va./Parkersburg
39	Danny King	K	5-10	181	r-Jr.	SQ	Cumberland, Md./Fort Hill
40	Josiah Trotter	LB	6-2	242	Fr.	HS	Philadelphia, Pa./Saint Joseph's Prep
41	Kam Shallis	LB	5-11	205	Fr.	HS	Martinsburg, W.Va./Martinsburg
41	Oliver Straw	P	6-2	210	So.	1vl	Melbourne, Australia/Mentone Grammar School
42	RJ Kocan	K	5-10	226	r-Fr.	RS	West Islip, N.Y./St. John the Baptist
43	Austin Brinkman	LS	6-4	235	Jr.	2vl	Bel Air, Md./The John Carroll School
43	Colin McBee	FB	6-0	236	r-Fr.	RS	Morgantown, W.Va./University
44	Oreyend Fisher	DL	6-6	217	Fr.	HS	Georgetown, Ky./Great Crossing
45	Taurus Simmons	DL	6-2	245	Jr.	2vl	Savannah, Ga./Jenkins
46	Luke Savino	P	5-10	175	Fr.	HS	Somers, N.Y./Somers
47	Anthony Del Negro	DL	6-0	246	r-Sr.	1vl	Bohemia, N.Y./Connetquot/Stony Brook
48	Tyler Cain	LB	6-3	220	r-Fr.	HS	Beaver Falls, Pa./Beaver Falls/Navy Prep
48	Nate Flower	K	6-2	170	Fr.	HS	Fairmont, W.Va./Fairmont Senior
49	Taran Fitzpatrick	WR	6-1	192	r-Fr.	RS	Charleston, W.Va./George Washington
50	Brandon Yates	OL	6-4	316	r-Jr.	3vl	Middletown, Del./Liberty (Las Vegas, Nev.)
52	Nick Krahe	OL	6-6	293	Fr.	HS	Erie, Pa./Harbor Creek
52	Corey McIntyre Jr.	DL	6-3	305	Fr.	HS	Port St. Lucie, Fla./Treasure Coast
54	Zach Frazier	OL	6-3	311	Jr.	3vl	Fairmont, W.Va./Fairmont Senior
54	Fatorma Mulbah	DL	6-3	306	r-Jr.	TR	Harrisburg, Pa./Susquehanna Township/Penn State
55	Davoan Hawkins	DL	6-3	270	S-Sr.	TR	Lauderhill, Fla./Chaminade-Madonna/Kentucky/Tennessee State
55	Tomas Rimac	OL	6-6	318	r-So.	1vl	Brunswick, Ohio/Brunswick
56	James Heard Jr.	BAN	6-2	229	Fr.	HS	Camden, N.J./Camden
56	Sullivan Weidman	OL	6-5	323	r-Fr.	RS	Franklin, Mass./Dexter Southfield
58	Nick Malone	OL	6-5	298	r-Jr.	2vl	Morgantown, W.Va./Morgantown
60	Johnny Williams IV	OL	6-7	308	Fr.	HS	Macon, Ga./Northeast
63	Bryce Biggs	OL	6-4	310	r-So.	SQ	Ashland, Ky./Spring Valley
64	Cooper Young	OL	6-5	319	Fr.	HS	Downingtown, Pa./Downingtown West
66	Ja'Quay Hubbard	OL	6-5	326	r-Jr.	1vl	Hermitage, Pa./Sharpsville/Virginia
67	Landen Livingston	OL	6-4	294	r-Fr.	RS	Leo, Ind./Leo
71	Maurice Hamilton	OL	6-3	321	r-Fr.	RS	Cleveland, Ohio/Cleveland Heights
72	Doug Nester	OL	6-7	320	Sr.	2vl	Kenova, W.Va./Spring Valley/Virginia Tech
74	Wyatt Milum	OL	6-6	310	Jr.	2vl	Kenova, W.Va./Spring Valley
76	Charlie Katarancic	OL	6-4	293	r-Fr.	RS	Pittsburgh, Pa./Choate Rosemary School (Conn.)
80	TJ Johnson	TE	6-3	219	Fr.	HS	Chesapeake, Va./Oscar Smith
81	Treytan Davis	TE	6-3	255	r-So.	1vl	Jackson, Ohio/Jackson
82	Victor Wikstrom	TE	6-4	263	r-So.	SQ	Uppsala, Sweden/RIG Celsiusskolan
83	CJ Cole	WR	6-4	207	r-So.	SQ	Washington, Pa./McGuffey
84	Hudson Clement	WR	6-1	197	r-Fr.	RS	Martinsburg, W.Va./Martinsburg
85	Ryan Wolfe	WR	6-3	215	Fr.	HS	Ona, W.Va./Cabell Midland
86	Will Dixon	TE	6-5	227	r-Fr.	RS	Hillsborough, N.J./Hillsborough
87	Derek Berlitz	DL	6-1	256	r-Fr.	RS	Catawissa, Pa./Southern Columbia
87	Kole Taylor	TE	6-7	246	Jr.	TR	Grand Junction, Colo./Central/LSU
88	Donovan Grayson	DL	6-3	225	Fr.	HS	Stafford, Va./Brooke Point
89	DJ Cotton	DL	6-2	260	Fr.	HS	Baltimore, Md./Mt. Zion Prep
89	Carson Everhart	TE	6-5	229	So.	TR	East Wenatchee, Wash./Eastmont/Simon Fraser
91	Sean Martin	DL	6-5	291	Jr.	2vl	Bluefield, W.Va./Bluefield
92	Asani Redwood	DL	6-3	290	r-Fr.	RS	Suwanee, Ga./Collins Hill
93	Mike Lockhart	DL	6-3	309	r-Jr.	1vl	Birmingham, Ala./Huffman/Georgia Tech
94	Hammond Russell IV	DL	6-3	307	r-So.	SQ	Dublin, Ohio/Dublin Coffman
95	Zachariah Keith	DL	6-6	258	Fr.	HS	Douglasville, Ga./Douglas County
96	Edward Vesterinen	DL	6-3	283	Jr.	2vl	Helsinki, Finland/French Finnish School of Helsinki
97	Jalen Thornton	DL	6-2	277	r-Jr.	3vl	Cincinnati, Ohio/Indian Hill
98	Leighton Bechdel	P/LS	6-0	211	r-Jr.	SQ	Towson, Md./Towson
98	Harry Hilvert	DL	6-0	250	r-Fr.	RS	Cleves, Ohio/Taylor
99	Zeiqui Lawton	DL	6-1	271	r-So.	RS	Charleston, W.Va./South Charleston/Cincinnati
99	Ronan Swope	P	5-11	160	r-So.	SQ	King of Prussia, Pa./Malvern Prep

THE LAST TIME ...

By The Mountaineers ...

30 Rushing Attempts: 33 by Leddie Brown vs. Texas/Nov. 20, 2021
40 Rushing Attempts: 40 by Quincy Wilson vs. Rutgers/Oct. 11, 2003
100 Rushing Yards: 102 by CJ Donaldson Jr. vs. Pitt/Sept. 16, 2023
200 Rushing Yards: 209 by Justin Crawford vs. Baylor/Dec. 3, 2016
300 Rushing Yards: 331 by Justin Crawford vs. Oklahoma/Nov. 19, 2016
75-Yard Run (no touchdown): 79 by Tevin Bush vs. Baylor/Oct. 25, 2018
75-Yard Touchdown Run: 82 by CJ Donaldson Jr. vs. Towson/Sept. 17, 2022
50-Yard Run (no touchdown): 51 by Martell Pettaway vs. Syracuse/Dec. 28, 2018
50-Yard Touchdown Run: 54 and 57 by Jaylen Anderson at Oklahoma State/Nov. 26, 2022
2 Rushing Touchdowns: 2 by Jaylen Anderson at Oklahoma State/Nov. 26, 2022
2 Rushing Touchdowns in Back-to-Back Games: by CJ Donaldson Jr., 2 vs. Kansas/Sept. 10, 2022 and 3 vs. Towson/Sept. 17, 2022
Two Players with 2 Rushing Touchdowns: 2 by Tony Mathis Jr. and 3 by CJ Donaldson Jr. vs. Towson/Sept. 17, 2022
3 Rushing Touchdowns: 3 by CJ Donaldson Jr. vs. Towson/Sept. 17, 2022
Double 100-Yard Rushers: 104 by Tony Mathis Jr. and 101 by CJ Donaldson Jr. vs. Towson/Sept. 17, 2022
Three 100-Yard Rushers: 129 by Skyler Howard, 115 by Wendell Smallwood and 108 by Rushel Shell at Kansas/Nov. 21, 2015
Double 200-Yard Rushers: by Pat White (220) and Steve Slaton (215) at Pitt/Nov. 16, 2006
Two 100-Yard Rushers and Two 100-Yard Receivers: 129 by Justin Crawford and 127 by Kennedy McKoy rushing and 7 catches for 104 yards by Daikiel Shorts and 4 catches for 102 yards by Shelton Gibson vs. Kansas/Nov. 5, 2016
30 Pass Completions: 30 by Jarret Doege vs. Iowa State/Oct. 31, 2021
20 Pass Completions: 29 by JT Daniels at Texas/Oct. 1, 2022
20 Consecutive Completions: 21 by Geno Smith vs. Kansas/Dec. 1, 2012
10 Consecutive Completions: 11 by JT Daniels vs. Kansas/Sept. 10, 2022
60 Pass Attempts: 65 by Geno Smith vs. LSU/Sept. 24, 2011
50 Pass Attempts: 50 by Jarret Doege at Texas/Nov. 7, 2020
40 Pass Attempts: 48 by JT Daniels at Texas/Oct. 1, 2022
35 Pass Attempts: 48 by JT Daniels at Texas/Oct. 1, 2022
30 Pass Attempts: 39 by JT Daniels vs. TCU/Oct. 29, 2022
3 Touchdown Passes: 4 by Garret Greene vs. Duquesne/Sept. 9, 2023
4 Touchdown Passes: 4 by Garret Greene vs. Duquesne/Sept. 9, 2023
5 Touchdown Passes: 5 by Will Grier vs. Kansas State/Sept. 22, 2018
6 Touchdown Passes: 8 by Geno Smith vs. Baylor/Sept. 29, 2012
300 Yards Passing: 350 by JT Daniels vs. Kansas/Sept. 10, 2022
400 Yards Passing: 539 by Will Grier vs. Oklahoma/Nov. 23, 2018
500 Yards Passing: 539 by Will Grier vs. Oklahoma/Nov. 23, 2018
600 Yards Passing: 656 by Geno Smith vs. Baylor/Sept. 29, 2012
100 Yards Rushing and Passing: by Garrett Greene (119/138) vs. Oklahoma/Nov. 12, 2022
200 Yards Rushing and Passing: by Pat White (220/204) at Pitt/Nov. 16, 2006
100 Yards Rushing and Receiving: by Steve Slaton (215/130) at Pitt/Nov. 16, 2006
300 Yards Total Offense: 365 by JT Daniels vs. Kansas/Sept. 10, 2022
400 Yards Total Offense: 517 by Will Grier vs. Oklahoma/Nov. 23, 2018
500 Yards Total Offense: 517 by Will Grier vs. Oklahoma/Nov. 23, 2018
600 Yards Total Offense: 687 by Geno Smith vs. Baylor/Sept. 29, 2012
15 Receptions: 16 by Kevin White at Texas/Nov. 8, 2014
10 Receptions: 11 by Bryce Ford-Wheaton vs. Kansas/Sept. 10, 2022
9 Receptions: 11 by Bryce Ford-Wheaton vs. Kansas/Sept. 10, 2022
4 Touchdown Receptions: 4 by Stedman Bailey vs. Oklahoma/Nov. 17, 2012
3 Touchdown Receptions: 3 by Hudson Clement vs. Duquesne/Sept. 9, 2023
2 Touchdown Receptions: 2 by Bryce Ford-Wheaton vs. Kansas/Sept. 10, 2022
Two Players with 2 Touchdown Receptions: 2 by Gary Jennings Jr. and 2 by David Sills V vs. Oklahoma/Nov. 23, 2018
Double 100-Yard Receivers: 106 by Bryce Ford-Wheaton and 100 by Winston Wright Jr. vs. Iowa State/Oct. 30, 2021
Three 100-Yard Receivers: 303 by Stedman Bailey, 215 by Tavon Austin and 114 by J.D. Woods vs. Baylor/Sept. 29, 2012
100 Yards Receiving: 177 Hudson Clement vs. Duquesne/Sept. 9, 2023
150 Yards Receiving: 177 Hudson Clement vs. Duquesne/Sept. 9, 2023
200 Yards Receiving: 225 by Gary Jennings Jr. vs. Oklahoma/Nov. 23, 2018
75-Yard Touchdown Reception: 83 by George Campbell from Austin Kendall at Baylor/Oct. 31, 2019
50-Yard Touchdown Reception: 70 by Hudson Clement from Garrett Greene vs. Duquesne/Sept. 9, 2023
50-Yard Reception (no touchdown): 51 by Sam James from JT Daniels vs. Towson/Sept. 17, 2022
Rushing and Receiving Touchdown: by Leddie Brown vs. Kansas/Oct. 17, 2020
2 Rushing and 2 Receiving Touchdowns: by Steve Slaton at Pitt/Nov. 16, 2006
2 Rushing and 2 Passing Touchdowns: by Will Grier at Kansas/Sept. 23, 2017
Kickoff Return For Touchdown: 90 yards by Winston Wright Jr. vs. LIU/Sept. 11, 2021
Recovered an Onside Kick: Casey Legg kicked the ball 17 yards, recovered by Alonzo Addae vs. Army/Dec. 31, 2020
Returned Opening Kick for a Touchdown: 90 yards by Winston Wright Jr. vs. LIU/Sept. 11, 2021
Punt Return For Touchdown: 76 yards by Tavon Austin vs. TCU/Nov. 3, 2012

JEREMIAH AARON



TYTRIN BRADLEY



THE LAST TIME ...

Punt Blocked and Returned For Touchdown: 1 yard by Thandi Smith (blocked, picked up and returned) at Rutgers/Oct. 8, 2005

Punt Blocked: by CJ Donaldson at Pitt/Sept. 1, 2022

Punt Blocked For Touchdown: Blocked by Osman Kamara and recovered by Marvin Gross vs. Oklahoma State/Oct. 28, 2017

Punt Blocked For Safety: by Jarrod Harper at Maryland/Sept. 13, 2014

Interception Return For Touchdown: 43 yards by Malachi Ruffin vs. Kansas State/Nov. 19, 2022

Interception Return For Touchdown by a Defensive Lineman: 19 yards by Keilen Dykes at Syracuse/Oct. 6, 2007

Two Interceptions Returned for Touchdown: by Shawn Hackett (41) and Grant Wiley (22) vs. Boston College/Sept. 2, 2000

50-Yard Field Goal: 51 by Casey Legg at Kansas State/Nov. 16, 2019

Field Goal Blocked: by Dante Stills vs. Baylor/Oct. 3, 2020

Field Goal Blocked and Returned for Touchdown: 72 yards by Derrek Pitts Jr., (blocked by Kenny Bigelow Jr.) at Iowa State/Oct. 13, 2018

Missed an Extra Point: by Casey Legg vs. Kansas State/Nov. 19, 2022

Two Interceptions in a Game: 2 by Kenny Robinson vs. Texas Tech/Sept. 30, 2018

Three Interceptions in a Game: 3 by Karl Joseph vs. Georgia Southern/Sept. 5, 2015

Three Interceptions in a Quarter: 3 by Karl Joseph vs. Georgia Southern/Sept. 5, 2015

Four Interceptions in a Game: 4 by Mike Slater vs. Kentucky/Nov. 1, 1969

Intercepted Fumble Returned For Touchdown: no instance yet found

Fumble Returned For Touchdown: 42 yards by Jared Barber vs. Texas/Nov. 14, 2014

Fumble Recovered For Touchdown: 0 yards by Karl Joseph at Baylor/Oct. 4, 2013

Two-Point Conversion By Rush: Reese Smith vs. Army/Dec. 31, 2020

Two-Point Conversion By Pass: CJ Donaldson from Garrett Greene vs. Penn State/Sept. 2, 2023

Extra Point Blocked: by Dante Stills vs. Baylor/Oct. 13, 2022

Extra Point Blocked and Returned for Defensive Extra Point Conversion: 87 yards by Jacoby Spells vs. Baylor/Oct. 13, 2022

Defensive Extra Point: Jacoby Spells returned blocked extra point 87 yards for a defensive extra-point conversion vs. Baylor/Oct. 13, 2022

Defensive Extra Point (Two-Point Pass Attempt): Matt Taffoni intercepted Pitt two-point pass attempt (John Ryan) and returned it 100 yards for a two-point defensive score /Oct. 15, 1994

Team Gained 300 Yards Rushing: 304 vs. Duquesne/Sept. 9, 2023

Team Gained 400 Yards Rushing: 426 at Kansas/Nov. 21, 2015

Team Gained 500 Yards Rushing: 517 vs. Connecticut/Nov. 24, 2007

Team Failed To Gain 100 Yards Rushing: 76 at Iowa State/Nov. 5, 2022

Team Failed To Gain 50 Yards Rushing: 17 vs. Oklahoma State/Nov. 6, 2021

Team Gained 300 Yards Passing: 315 vs. Duquesne/Sept. 9, 2023

Team Gained 400 Yards Passing: 498 vs. Texas Tech/Nov. 9, 2019

Team Gained 500 Yards Passing: 539 vs. Oklahoma/Nov. 23, 2018

Team Failed To Gain 100 Yards Passing: 66 vs. Pitt/Sept. 16, 2023

Team Gained 500 Yards Total Offense: 619 vs. Duquesne/Sept. 9, 2023

Team Gained 600 Yards Total Offense: 619 vs. Duquesne/Sept. 9, 2023

Team Gained 700 Yards Total Offense: 704 vs. Oklahoma/Nov. 23, 2018

Team Gained 800 Yards Total Offense: 807 vs. Baylor/Sept. 29, 2012

Team Gained 400 Yards Total Offense in the First Half: 435 vs. Towson/Sept. 17, 2022

Team Gained 400 Yards Total Offense in the Second Half: 523 vs. Oklahoma /Nov. 17, 2012

Team Failed To Gain 200 Yards Total Offense: 133 vs. Oklahoma State/Nov. 6, 2021

Drive of 99 Yards: 99 yards on 15 plays in first quarter against TCU/Nov. 14, 2020

Team Failed To Get A First Down: no instance yet found

Team Failed To Get A Rushing First Down: vs. Texas Western/Nov. 25, 1950

Team Failed To Get A Passing First Down: vs. South Carolina/Dec. 30, 1969

Team Failed To Get A Third Down Conversion: vs. Syracuse (0/10)/Dec. 29, 2012

Team Had Six Turnovers: two interceptions, four fumbles vs. Maryland/Sept. 21, 2013

Team Had Five Turnovers: four interceptions, one fumble vs. Oklahoma State /Oct. 28, 2017

Successful Fake Punt: 5-yard rush by Sam James vs. Oklahoma/Nov. 12, 2022

Scored 70+ Points: 70 vs. Baylor/Sept. 29, 2012

Scored 60+ Points: 65 vs. Towson/Sept. 17, 2022

Scored 50+ Points: 56 vs. Duquesne/Sept. 9, 2023

Scored 40+ Points: 56 vs. Duquesne/Sept. 9, 2023

Scored 30+ Points: 56 vs. Duquesne/Sept. 9, 2023

Scored 40+ Points in a Half: 45 in the 1st half vs. Towson/Sept. 17, 2022

Scored 30+ Points in a Half: 35 in the 1st half vs. Duquesne/Sept. 9, 2023

Scored 0 Points in a Half: 0 in the 2nd half vs. Oklahoma State/Nov. 6, 2021

Scored 0 Points in a Half at Home: 0 in the 2nd half vs. Oklahoma State/Nov. 6, 2021

Scored 30+ Points in a Quarter: 31 in the 2nd quarter vs. Baylor/Oct. 25, 2018

Shutout Recorded: 66-0 vs. LIU/Sept. 11, 2021

Forced Four Turnovers in a Game: four (two interceptions, two fumbles) at Oklahoma State/Nov. 17, 2018

Forced Five Turnovers in a Game: five vs. Texas/Nov. 14, 2015

Forced Six Turnovers in a Game: six vs. Maryland/Sept. 26, 2015

Forced Eight Turnovers in a Game: eight vs. Rutgers/Nov. 3, 2001

OLIVER STRAW



RODNEY GALLAGHER III



THE LAST TIME ...

Safety Scored: Dante Stills sacked Mike Collins of TCU in the end zone/Nov. 10, 2018
Two Safeties Scored: at Syracuse/Sept. 25, 2000
Played An Overtime Game: L 42-55 (1OT) vs. Kansas/Sept. 10, 2022
Played Back-to-Back Overtime Games: L 47-40 (1OT) vs. Texas/Nov. 9, 2013;
W 30-27 (1OT) at TCU/Nov. 2, 2013
Won Game Without An Offensive TD: at Syracuse/Sept. 5, 2005
Won Game Without a Rushing TD: vs. Army/Dec. 31, 2020

Versus West Virginia ...

30 Rushing Attempts: 36 by J.D. King of Oklahoma State/Oct. 28, 2017
100 Rushing Yards: 211 by Eric Gray of Oklahoma/Nov. 12, 2022
200 Rushing Yards: 211 by Eric Gray of Oklahoma/Nov. 12, 2022
75-Yard Run: 75 by C.J. Brown of Maryland/Sept. 13, 2014
50-Yard Touchdown Run: 51 by Kendre Miller of TCU/Oct. 29, 2022
50-Yard Non-Touchdown Run: 54 by Eric Gray of Oklahoma/Nov. 12, 2022
3 Rushing Touchdowns: 3 by Tyhier Tyler of Army/Dec. 31, 2020
4 Rushing Touchdowns: 4 by Rodney Anderson of Oklahoma/Nov. 25, 2017
2 Players Rushing for 100 Yards: 103 by LD Brown and 101 by Chuba Hubbard of Oklahoma State/Sept. 26, 2020
20 Pass Completions: 21 by Drew Allar of Penn State/Sept. 2, 2023
30 Pass Completions: 30 by Taylor Cornelius of Oklahoma State/Nov. 17, 2018
50 Pass Attempts: 51 by Drew Lock of Missouri/Sept. 3, 2016
40 Pass Attempts: 45 by Behren Morton of Texas Tech/Oct. 22, 2022
30 Pass Attempts: 31 by Darius Perrantes of Duquesne/Sept. 9, 2023
3 Touchdown Passes: 3 by Drew Allar of Penn State/Sept. 2, 2023
4 Touchdown Passes: 4 by Gerry Bohanon of Baylor/Oct. 9, 2021
5 Touchdown Passes: 5 by Taylor Cornelius of Oklahoma State/Nov. 17, 2018
300 Yards Passing: 325 by Drew Allar of Penn State/Sept. 2, 2023
400 Yards Passing: 418 by Mike Bercovici of Arizona State/Jan. 2, 2016
500 Yards Passing: 554 by Landry Jones of Oklahoma/Nov. 17, 2012
100 Yards Rushing & 300 Yards Passing: by Kyler Murray (114/364) of Oklahoma/Nov. 23, 2018
100 Yards Rushing & 200 Yards Passing: by Kyler Murray (114/364) of Oklahoma/Nov. 23, 2018
100 Yards Rushing & 100 Yards Passing: by Kyler Murray (114/364) of Oklahoma/Nov. 23, 2018
300 Yards Total Offense: 332 by Drew Allar of Penn State/Sept. 2, 2023
400 Yards Total Offense: 478 by Kyler Murray of Oklahoma/Nov. 23, 2018
500 Yards Total Offense: 540 by Seth Russell of Baylor/Oct. 17, 2015
10 Receptions: 10 by Emeka Emezie of NC State/Sept. 14, 2019
2 Touchdown Receptions: 2 by KeAndre Smith-Lambert of Penn State/Sept. 2, 2023
3 Touchdown Receptions: 3 by Corey Coleman of Baylor/Oct. 17, 2015
4 Touchdown Receptions: 4 by Kenny Stills of Oklahoma/Nov. 17, 2012
100 Yards Receiving: 123 by KeAndre Smith-Lambert of Penn State/Sept. 2, 2023
150 Yards Receiving: 210 by Gavin Holmes of Baylor/Oct. 13, 2022
200 Yards Receiving: 210 by Gavin Holmes of Baylor/Oct. 13, 2022
Double 100-Yard Receivers: 133 by Dontay Demus and 122 by Rakim Jarrett of Maryland/Sept. 4, 2021
50-Yard Touchdown Reception: 72 by KeAndre Smith-Lambert of Penn State/Sept. 2, 2023
75-Yard Touchdown Reception: 75 by Tyquan Thornton of Baylor/Oct. 9, 2021
50-Yard Reception (no touchdown): 67 by Marvin Mims Jr. of Oklahoma/Nov. 12, 2022
Rushing and Receiving Touchdown: 1 rushing & 1 receiving by Tre Watson of Texas/Nov. 3, 2018
Passing and Receiving Touchdown: 1 passing and 2 receiving by Xavier Worthy of Texas/Oct. 1, 2022
Passing and Rushing Touchdown: 2 passing and 1 rushing by Will Howard of Kansas State/Nov. 19, 2022
Passing, Receiving and Rushing Touchdown: by Kenny Hill of TCU/Oct. 7, 2017
Kickoff Return For Touchdown: 96 yards by D'Ago Hunter of Towson/Sept. 17, 2022
Opening Kickoff Return for Touchdown: 100 yards by Derius Davis of TCU/Oct. 23, 2021
Recovered an Onside Kick: Jay Sedwick kicked the ball 16 yards, recovered by Chance Waz of Baylor/Oct. 21, 2017

AUSTIN BRINKMAN




MICHAEL HAYES



THE LAST TIME ...

Punt Return For Touchdown: 70 yards by Jalen Reagor of TCU/Nov. 29, 2019
2 Players Return Punts For Touchdown: by DeJuan Tribble (41) and Will Blackmon (71) of Boston College/Nov. 13, 2004
Punt Blocked: blocked by Logan Carter of Oklahoma State/Nov. 17, 2018
Punt Blocked/Recovered in End Zone For Touchdown: blocked by Brayden Willis and recovered in end zone by Austin Stogner of Oklahoma/Oct. 19, 2019
Punt Blocked/Returned For Touchdown: blocked by Marcus Gildersleeve and returned 17 yards by Ricky Hall of Virginia Tech/Oct. 31, 1998
Interception Return For Touchdown: 37 yards by Cincere Mason of Kansas State/Nov. 19, 2022
50-Yard Field Goal: 53 by Ty Zentner of Kansas State/Nov. 19, 2022
Field Goal Blocked: by Bravvion Roy of Baylor/Oct. 31, 2019
Blocked Field Goal Returned For Touchdown: 82 yards by Andrew Johnson of Louisville /Nov. 5, 2011
Intercepted Fumble Returned For Touchdown: 75 yards by Tim Quense of Pitt /Oct. 1, 1983
Fumble Recovered/Returned For Touchdown: 56 yards by Zech McPhearson of Texas Tech /Sept. 26, 2020
Two-Point Conversion By Rush: by Davin Meggett of Maryland/Sept. 17, 2011
Two-Point Conversion By Pass: by Matthew Eaton from Brock Purdy of Iowa State /Oct. 13, 2018
Defensive Extra Point: Billy Bowman of Oklahoma recovered and returned a fumbled snap for a two-point conversion/Nov. 12, 2022
Extra Point Blocked: by Ochaun Mathis of TCU/Oct. 23, 2021
Extra Point Fumble Recovered and Returned for Defensive Extra Point Conversion: Billy Bowman of Oklahoma/Oct. 13, 2022
Punt Blocked For Safety: by Chris Nofoaiga of Idaho/Oct. 7, 2000
Team Gained 400 Yards Rushing: 468 by Baylor/Oct. 4, 2013
Team Gained 300 Yards Rushing: 304 by Oklahoma/Nov. 23, 2018
Team Gained 200 Yards Rushing: 236 by Oklahoma/Nov. 12, 2022
Team Failed To Gain 100 Yards Rushing: 3 by Duquesne/Sept. 9, 2023
Team Finished With Negative Rushing Yards: Minus-7 by TCU/Nov. 3, 2018
Team Gained 300 Yards Passing: 332 by Penn State/ Sept. 2, 2023
Team Gained 400 Yards Passing: 421 by Baylor/Oct. 13, 2022
Team Failed To Gain 100 Yards Passing: 81 by Pitt/Sept. 16, 2023
Team Failed To Gain 50 Yards Passing: 29 by Georgia Southern/Sept. 5, 2015
Team Gained 500 Yards Total Offense: 594 by Texas Tech/Oct. 22, 2022
Team Gained 600 Yards Total Offense: 668 by Oklahoma/Nov. 23, 2018
Team Gained 700 Yards Total Offense: 872 by Baylor/Oct. 5, 2013
Team Gained 800 Yards Total Offense: 872 by Baylor/Oct. 5, 2013
Team Failed To Gain 250 Yards Total Offense: 211 by Pitt/Sept. 16, 2023
Team Failed To Gain 200 Yards Total Offense: 180 by Towson/Sept. 17, 2022
Team Failed To Gain 100 Yards Total Offense: 95 by LIU/Sept. 11, 2021
Team Finished with 35 or more First Downs: 35 by Oklahoma State/Nov. 17, 2018
Team Finished with 30 or more First Downs: 33 by Texas Tech/Oct. 22, 2022
Team Failed To Get A First Down: no instance yet found
Team Failed To Get A Rushing First Down: by Western Michigan/Sept. 7, 1996
Team Failed To Get A Passing First Down: by Pitt/Oct. 10, 1981
Successful Fake Punt: by NC State/Sept. 14, 2019
Team Scored 70+ Points: 73 by Baylor/Oct. 5, 2013
Team Scored 60+ Points: 62 by Baylor/Oct. 17, 2015
Team Scored 50+ Points: 55 by Kansas/Sept. 10, 2022
Team Scored 40+ Points: 48 by Kansas State/Nov. 19, 2022
Team Scored 30+ Points: 38 by Penn State/ Sept. 2, 2023
Shutout Recorded: 37-0 by Maryland/Sept. 21, 2013
Safety Scored: When WVU's Yodny Cajuste was called for holding in the end zone at Iowa State/Oct. 13, 2018
Two Safeties Scored: When WVU's Geno Smith was tackled in the end zone by Syracuse's Cameron Lynch and Siriki Diabate, and when Smith was called for intentional grounding when he was being tackled by Brandon Sharpe/Dec. 29, 2012

JAHIEH WHITE



WYATT MILUM





2023 MOUNTAINEER 20-YARD PLAYS

Offense

70/TD	Clement pass from Greene (Duquesne)
46/TD	Clement pass from Greene (Duquesne)
39	Clement pass from Greene (Duquesne)
39	White rush (Duquesne)
37	Carter pass from Greene (Penn State)
29	Taylor pass from Marchiol (Duquesne)
23	Carter pass from Greene (Penn State)
22	Carter pass from Greene (Penn State)
22/TD	Fox pass from Greene (Duquesne)

Defense

40	Bishop interception return (Pitt)
34	Wilcox interception return (Duquesne)
26	Burks interception return (Pitt)

Special Teams

42/FG	Hayes field goal (Pitt)
20	Bishop kickoff return (Penn State)

2023 MOUNTAINEER OPPONENTS' 20-YARD PLAYS

Offense

72/TD	Lambert-Smith pass from Allar (Penn State)
45	Afful pass from Perrantes (Duquesne)
38/TD	Powell pass from Perrantes (Duquesne)
34	Powell pass from Perrantes (Duquesne)
30	Lambert-Smith pass from Allar (Penn State)
27	Bartholomew pass from Jurkovec (Pitt)
25	McClain pass from Allar (Penn State)
24	Brown pass from Perrantes (Duquesne)
22	McClain pass from Allar (Penn State)
22	Cephas pass from Allar (Penn State)
22	Brown pass from Perrantes (Duquesne)
20	Means pass from Jurkovec (Pitt)

Defense

Special Teams

39/FG	Bruzdewicz field goal (Duquesne)
36/FG	Sauls field goal (Pitt)
29	Johnson kickoff return (Pitt)
25/FG	Felkins field goal (Penn State)
21/FG	Sauls field goal (Pitt)
21	Johnson kickoff return (Pitt)

2023 WEST VIRGINIA SCORING DRIVES

Opponent	Plays	Yds	Time	Result
Penn State	9	69	4:17	Donaldson 1 rush
Penn State	10	75	3:58	Greene 1 rush
Duquesne	8	46	3:22	Clement 14 pass from Greene
Duquesne	9	94	3:01	Anderson 8 rush
Duquesne	3	75	1:25	Clement 70 pass from Greene
Duquesne	3	57	1:14	Clement 46 pass from Greene
Duquesne	7	63	2:11	Fox 22 pass from Greene
Duquesne	7	67	3:00	White 19 rush
Duquesne	6	20	2:53	Marchiol 1 rush
Duquesne	12	67	5:33	Oliver 5 rush
Pitt	1	7	0:05	Taylor 7 pass from Marchiol
Pitt	13	61	7:48	Donaldson 1 rush
Pitt	4	6	2:06	Hayes 42 FG

2023 WEST VIRGINIA OPPONENTS' SCORING DRIVES

Opponent	Plays	Yds	Time	Result
Penn State	4	94	1:56	Lambert-Smith 72 pass from Allar
Penn State	10	81	4:49	Singleton 2 rush
Penn State	7	56	3:26	Lambert-Smith 12 pass from Allar
Penn State	9	65	2:57	Felkins 25 FG
Penn State	5	42	2:54	McClain 25 pass from Allar
Penn State	9	46	3:24	Pribula 5 rush
Duquesne	4	46	2:04	Powell 38 pass from Perrantes
Duquesne	9	38	3:24	Bruzdevicz 39 FG
Duquesne	7	75	3:38	Afful 16 pass from Perrantes
Pitt	11	67	6:41	Sauls 21 FG
Pitt	12	57	4:36	Sauls 36 FG

TOP GAME PERFORMANCES ...

West Virginia

100-Yard Rushers

Date	Opponent	Player	Att.	Yards	Avg.	TD	Long
9/9	Duquesne	White	12	110	9.2	1	39
9/16	Pitt	Donaldson	18	102	5.7	1	17

100-Yard Receivers

Date	Opponent	Player	Rec.	Yards	Avg.	TD	Long
9/9	Duquesne	Clement	5	177	35.4	3	70

300-Yard Passers

Date	Opponent	Player	Comp.	Att.	Yards	TD	Long
------	----------	--------	-------	------	-------	----	------

10+Tackles

Date	Opponent	Player	Solo	Assist	Total	TFL	Sacks
9/2	Penn State	Kpogba	7	6	13	2	0

Opponents

100-Yard Rushers

Date	Opponent	Player	Att.	Yards	Avg.	TD	Long
------	----------	--------	------	-------	------	----	------

100-Yard Receivers

Date	Opponent	Player	Rec.	Yards	Avg.	TD	Long
9/2	Penn State	Smith	4	123	30.7	2	72

300-Yard Passers

Date	Opponent	Player	Comp.	Att.	Yards	TD	Long
9/2	Penn State	Allar	21	29	325	3	72

10+Tackles

Date	Opponent	Player	Solo	Assist	Total	TFL	Sacks
9/2	Penn State	Jacobs	7	3	10	1	1
9/9	Duquesne	Epps	5	5	10	0	0
9/16	Pitt	McMillon	9	9	18	0	0

Special Teams Tackles

Player	Total	UA/A	KO	P	PSU	DUQ	PITT	TT	TCU	UH	OSU	UCF	BYU	OU	UC	BU
Hershey McLaurin	2	2/0	2	0	1/0	0/0	1/0	0/0	0/0	0/0	0/0	0/0	0/0	0/0	0/0	0/0
Aubrey Burks	1	1/0	0	1	0/0	0/0	0/1	0/0	0/0	0/0	0/0	0/0	0/0	0/0	0/0	0/0
Jairo Faverus	1	1/0	0	1	0/0	0/0	0/1	0/0	0/0	0/0	0/0	0/0	0/0	0/0	0/0	0/0
Trey Lathan	1	1/0	1	0	0/0	0/0	1/0	0/0	0/0	0/0	0/0	0/0	0/0	0/0	0/0	0/0
Malachi Ruffin	1	1/0	0	1	0/0	0/0	0/1	0/0	0/0	0/0	0/0	0/0	0/0	0/0	0/0	0/0
Andrew Wilson-Lamp	1	1/0	0	1	0/1	0/0	0/0	0/0	0/0	0/0	0/0	0/0	0/0	0/0	0/0	0/0
Anthony Wilson	1	1/0	1	0	0/0	0/0	1/0	0/0	0/0	0/0	0/0	0/0	0/0	0/0	0/0	0/0



MOUNTAINEER TOP RUSHING MARKS

1. 569	Washington & Lee	November 10, 1923
2. 536	East Carolina	September 28, 2002
3. 517	Connecticut	November 24, 2007
4. 478	East Carolina	September 4, 2004
5. 457	Syracuse	October 14, 2006
6. 458	Oklahoma	November 17, 2012
7. 451	Pitt	November 24, 2005
8. 446	Syracuse	October 30, 1993
446	Rutgers	November 3, 2001
10. 437	Pitt	November 16, 2006
11. 427	Cincinnati	October 17, 1987
12. 426	Kansas	November 21, 2015
13. 397	East Carolina	September 22, 2007
14. 394	Eastern Washington	September 9, 2006
15. 382	Georgia	January 2, 2006
16. 379	East Carolina	November 7, 1992
17. 378	Pitt	September 29, 1990
18. 376	West Virginia Wesleyan	October 1, 1938
376	Louisville	November 22, 2008

MOUNTAINEER TOP PASSING MARKS

1. 656	Baylor	September 29, 2012
2. 539	Oklahoma	November 23, 2018
3. 532	Arizona State	January 2, 2016
4. 511	Maryland	September 13, 2014
5. 498	Texas Tech	November 9, 2019
6. 469	UConn	October 8, 2011
7. 463	LSU	September 24, 2011
8. 452	Missouri	December 26, 1998
9. 448	James Madison	September 15, 2012
10. 431	Norfolk State	September 10, 2011
11. 429	Tennessee	September 1, 2018
12. 416	Pitt	September 28, 1968
13. 410	Louisville	November 5, 2011
14. 409	Pitt	November 27, 1998
15. 407	Kansas	December 1, 2012
407	Clemson	January 4, 2012
17. 403	East Carolina	September 9, 2017
18. 401	Oklahoma State	November 10, 2012
19. 396	Baylor	October 25, 2018
396	Pitt	October 15, 1994
21. 390	Purdue	September 2, 1995
22. 389	Youngstown State	September 10, 2016
23. 388	Maryland	September 17, 2011
24. 380	Miami	October 24, 1998
25. 376	Oklahoma	September 20, 2014
26. 372	Cincinnati	November 12, 2011
27. 371	TCU	November 10, 2018
371	Rutgers	November 9, 1996
371	Virginia Tech	September 3, 2017

MOUNTAINEER TOP TOTAL OFFENSE

1. 807	Baylor	September 29, 2012
2. 778	Oklahoma	November 17, 2012
3. 704	Oklahoma	November 23, 2018
4. 694	Maryland	September 13, 2014
5. 676	Arizona State	January 2, 2016
6. 674	Washington & Lee	November 10, 1923
7. 655	Marshall	September 1, 2012
8. 654	Syracuse	October 30, 1993
9. 650	Texas Tech	October 15, 2016
10. 647	Kansas	December 1, 2012
11. 643	Bowling Green	October 1, 2011
12. 641	Pitt	October 2, 1965
641	Pitt	November 16, 2006
14. 635	Kansas	September 23, 2017
15. 630	Kansas	November 21, 2015
16. 627	Rutgers	November 3, 2001
17. 625	Youngstown State	September 8, 2018
18. 624	Towson	September 17, 2022
624	Eastern Kentucky	September 12, 2020
624	Youngstown State	September 10, 2016
624	Connecticut	November 24, 2007
22. 623	Pitt	November 27, 1999
23. 621	East Carolina	September 4, 2004

CHARTING WEST VIRGINIA'S PLAYERS OF THE WEEK

Game	O-Line	Juice Award	Blue Collar
at Penn State	None	None	None
Duquesne	W. Milum	R. Swope	E. Vesterinen
Pitt	Z. Frazier	N. Krahe	D. Nester, F. Mulbah
Texas Tech			
at TCU			
at Houston			
Oklahoma State			
at UCF			
BYU			
at Oklahoma			
Cincinnati			
at Baylor			



West Virginia Bests

Rushing Yards.....	569 vs. Washington & Lee 1923
Passing Yards.....	656 vs. Baylor 2012
Total Yards.....	807 vs. Baylor 2012
Total First Downs.....	37 vs. Maryland 2015
Low Rushing Yards All.....	30 vs. Florida 1981
Low Passing Yards All.....	0 vs. Pitt 1981
Low Total Yards Allowed.....	14 vs. Maryland 1919
Fewest First Downs All.....	0 vs. Maryland 1919
Longest TD run.....	96 vs. N. Illinois 1986
Longest Non-TD Run.....	79 vs. Louisville 2008, Baylor 2018
Longest TD Reception.....	96 vs. Penn State 1973
Longest Non-TD Reception.....	84 vs. Miami 2003
Points (Game).....	92 vs. Marshall 1916
Victory Margin.....	89 vs. Geneva 1951

West Virginia Bests - 2020 Decade

Rushing Yards.....	329 vs. EKU '20
Passing Yards.....	370 vs. Iowa St. '21
Total Yards.....	624 vs. EKU '20
Total First Downs.....	32 vs. Towson '22, Va. Tech '22
First Downs Rushing.....	17 vs. EKU '20, Duq '23
First Downs Passing.....	19 vs. Kansas '22
Low Rushing Yards All.....	3 vs. Duquesne '23
Low Passing Yards All.....	57 vs. Army '20
Low Total Yards Allowed.....	95 vs. LIU '21
Fewest First Downs All.....	7 vs. KU '20
Fewest 1st Downs Rushing All.....	1 vs. VT '22, Duq '23
Fewest 1st Downs Passing All.....	2 vs. Army '20, LIU '21
Longest TD run.....	87 vs. KU '20
Longest Non-TD Run.....	67 vs. TCU '21
Longest TD Reception.....	71 vs. KSU '22
Longest Non-TD Reception.....	58 vs. KSU '20
Points (Game).....	66 vs. LIU '21
Points (Half).....	45 vs. Towson '22 (First)
Points (Qtr).....	28 vs. EKU '20 (Second), Duq '23 (Second)
Victory Margin.....	66 vs. LIU '21

West Virginia Bests - Neal Brown Era

Rushing Yards.....	392 vs. EKU '20
Passing Yards.....	498 vs. Texas Tech '19
Total Yards.....	624 vs. EKU '20, Towson '22
Total First Downs.....	32 vs. Towson '22, Va. Tech '22
First Downs Rushing.....	17 vs. EKU '20, Duq '23
First Downs Passing.....	21 vs. Texas Tech '19
Low Rushing Allowed.....	3 vs. Duquesne '23
Low Passing Yards Allowed.....	57 vs. Army '20
Low Total Yards Allowed.....	95 vs. LIU '21
Fewest 1st Downs Allowed.....	7 vs. KU '20
Fewest 1st Downs Rushing All.....	1 vs. VT '22, Duq '23
Fewest 1st Downs Passing All.....	2 vs. Army '20, LIU '21
Longest TD run.....	87 vs. KU '20
Longest Non-TD Run.....	67 vs. TCU '21
Longest TD Reception.....	83 vs. BU '19
Longest Non-TD Reception.....	58 vs. KSU '20
Points (Game).....	66 vs. LIU '21
Points (Half).....	45 vs. Towson '22 (First)
Points (Qtr).....	28 vs. EKU '20 (Second), Duq '23 (Second)
Victory Margin.....	66 vs. LIU '21

NFL MOUNTAINEERS

As of Sept. 18, there are 14 former Mountaineers on NFL rosters and practice squads, playing for 12 different teams.

Kyzir White, Arizona Cardinals
 Dante Stills, Arizona Cardinals
 Daryl Worley, Baltimore Ravens
 Will Grier, Cincinnati Bengals
 Tony Fields II, Cleveland Browns
 David Sills V, Denver Broncos
 Rasul Douglas, Green Bay Packers
 Mark Glowinski, New York Giants
 Bryce Ford-Wheaton, New York Giants
 Adam Pankey, New York Jets
 David Long Jr., Miami Dolphins
 Colton McKivitz, San Francisco 49ers
 Geno Smith, Seattle Seahawks
 Trevon Wesco, Tennessee Titans



Scoring 20 or more in a quarter

- West Virginia scored 28 points in the first quarter against Duquesne on Sept. 9, 2023, marking the third year in a row that WVU has scored 20 or more in a quarter of a game.
- WVU scored 20 or more points in two quarters against Towson in 2022, LIU in 2021 and in back-to-back games against East Carolina and Delaware State in 2017. WVU added a third consecutive game with 20 or more points in two quarters at Kansas the following weekend.
- WVU has scored 20 or more points in a quarter 74 times since 2000 and has done it in two quarters of a game 13 different times.

Game	Year	Points	Quarter
Duquesne	2023	28	2nd
Towson	2022	24	2nd
Towson	2022	21	1st
LIU	2021	21	3rd
LIU	2021	21	1st
Kansas State	2020	21	2nd
Eastern Kentucky	2020	28	2nd
Oklahoma	2018	21	3rd
TCU	2018	24	2nd
Baylor	2018	31	2nd
Texas Tech	2018	28	1st
Youngstown State	2018	21	3rd
Tennessee	2018	20	3rd
Kansas State	2017	21	2nd
Baylor	2017	21	3rd
Texas Tech	2017	22	4th
Kansas	2017	21	4th
Kansas	2017	28	2nd
Delaware State	2017	21	2nd
Delaware State	2017	24	1st
East Carolina	2017	28	2nd
East Carolina	2017	21	1st
Kansas	2016	21	2nd
Texas Tech	2016	21	4th
Kansas	2015	28	1st
Maryland	2015	21	1st
Texas A&M	2014	20	1st
Iowa State	2014	20	2nd
Towson	2014	21	2nd
Baylor	2013	21	4th
Georgia State	2013	21	4th
Kansas	2012	21	2nd
TCU	2012	21	2nd
Baylor	2012	21	3rd
Baylor	2012	21	2nd
James Madison	2012	21	1st
Marshall	2012	21	3rd
Marshall	2012	21	2nd
vs. Clemson	2011	35	2nd
Connecticut	2011	23	3rd
Bowling Green	2011	21	2nd
Norfolk State	2011	28	3rd
UNLV	2010	21	1st
Auburn	2009	21	1st
North Carolina	2008	21	1st
Louisville	2008	21	3rd
UConn	2008	21	3rd
UConn	2007	21	4th
UConn	2007	21	3rd
Miss. State	2007	28	1st
at Marshall	2007	21	3rd
at Marshall	2007	21	4th
W. Michigan	2007	21	3rd
vs. Ga. Tech	2006	21	3rd
Cincinnati	2006	21	2nd
Cincinnati	2006	21	3rd
Syracuse	2006	21	3rd
at Miss. State	2006	21	4th
Maryland	2006	21	1st
vs. Georgia	2005	21	1st
Pitt	2005	21	4th
UConn	2005	21	2nd
at Maryland	2005	24	4th
James Madison	2004	21	2nd
East Carolina	2004	28	2nd
Temple	2003	21	1st
at East Carolina	2003	20	2nd
at East Carolina	2003	21	3rd
at Temple	2002	21	1st
UT-Chattanooga	2002	21	2nd
UT-Chattanooga	2002	21	4th
Rutgers	2001	28	1st



WR, 5-10, 188, Jr.
Navarro CC
Natchitoches, La.

1 JEREMIAH
AARON


- Has played in 14 career games at WVU
- Caught one pass for 8 yards in the season opener at Penn State

2023 Game-By-Game

Opponent	No.	Yards	Avg.	TDs	Long
Penn St.	1	8	8.0	0	8
Duquesne	0	0	0	0	0
Pitt	0	0	0	0	0
Texas Tech					
TCU					
Houston					
Oklahoma St.					
UCF					
BYU					
Oklahoma					
Cincinnati					
Baylor					
Totals	1	8	8.0	0	8

Aaron's Receiving Statistics

Year	Games	No.	Yards	Avg.	TD	Long
2023	3	1	8	8.0	0	8
2022	11	12	124	10.3	1	22
Totals	14	13	132	10.2	1	22



RB, 5-11, 214, r-So.
Perry
Perry, Ohio

0 JAYLEN
ANDERSON

- Has played in nine career games, including two starts
- Rushed for 62 yards on 19 attempts, including a long of 13, in the Pitt game
- Ran for 38 yards and found the end zone for the first time this season on an 8-yard scamper against Duquesne
- Made his first career start in the season opener at Penn State; rushed for 7 yards on five attempts
- Also caught two passes for 15 yards at PSU

2023 Game-By-Game

Opponent	Att.	Yds	Avg.	TDs	Long	Rec	Yds	TDs
Penn St.	5	7	1.4	0	7	2	15	0
Duquesne	4	38	9.5	1	15	0	0	0
Pitt	19	62	3.3	0	13	0	0	0
Texas Tech								
TCU								
Houston								
Oklahoma St.								
UCF								
BYU								
Oklahoma								
Cincinnati								
Baylor								
Total	28	107	3.8	1	15	2	15	0

Anderson's Rushing Statistics

Year	Games	Att.	Yards	Avg.	TD	Long
2023	3	28	107	3.8	1	15
2022	6	35	275	7.9	2	57
Totals	9	63	382	6.1	3	57

Anderson's Receiving Statistics

Year	Games	No.	Yards	Avg.	TD	Long
2023	3	2	15	7.5	0	10
2022	6	1	15	15.0	0	15
Totals	9	3	30	10.0	0	15



WR, 6-2, 199, Sr.
Hutchinson CC
Baltimore, Md.

11 CORTEZ
BRAHAM

- Has played in 14 career games at WVU, including three starts

2023 Game-By-Game

Opponent	No.	Yards	Avg.	TDs	Long
Penn St.	0	0	0	0	0
Duquesne	1	3	3.0	0	3
Pitt	0	0	0	0	0
Texas Tech					
TCU					
Houston					
Oklahoma St.					
UCF					
BYU					
Oklahoma					
Cincinnati					
Baylor					
Totals	1	3	3.0	0	3

Braham's Receiving Statistics

Year	Games	No.	Yards	Avg.	TD	Long
2023	3	1	3	3.0	0	3
2022	11	14	147	10.5	0	30
Totals	14	15	150	10.0	0	30



WR, 6-3, 215, r-Sr.
NC State
Clayton, N.C.

5 DEVIN CARTER


- Enrolled at WVU in January 2023
- Has played in two career games at West Virginia, including two starts
- Caught one pass in the Pitt game for 15 yards
- Made his first career appearance for the Mountaineers in the season opener at Penn State; hauled in six passes for 90 yards
- Also caught WVU's longest play from scrimmage at PSU, a 37-yard reception in the first quarter

2023 Game-By-Game

Opponent	No.	Yards	Avg.	TDs	Long
Penn St.	6	90	15	0	37
Duquesne			DNP		
Pitt	1	15	15	0	15
Texas Tech					
TCU					
Houston					
Oklahoma St.					
UCF					
BYU					
Oklahoma					
Cincinnati					
Baylor					
Totals	7	105	15	0	37

Carter's Receiving Statistics

Year	Games	No.	Yards	Avg.	TD	Long
2023	2	7	105	15	0	37



WR, 6-1, 197, r-Fr.
Martinsburg
Martinsburg, W.Va.

84 HUDSON CLEMENT

- Has played in three career games, including two starts
- Leads the Big 12 Conference in receiving TDs (3) and yards per completion (31.7)
- Also sits at No. 2 nationally in yards per completion and No. 18 in receiving touchdowns
- Caught one pass in the Pitt game for 10 yards
- Career game against Duquesne included five catches for 177 yards, three touchdowns and a long of 70
- Grabbed the first touchdown of his career on the first catch of his career against the Dukes
- Joined Tavon Austin and Stedman Bailey as the only Mountaineers in program history to reach 175 receiving yards and catch three TDs in one game

2023 Game-By-Game

Opponent	No.	Yards	Avg.	TDs	Long
Penn St.	0	0	0	0	0
Duquesne	5	177	35.4	3	70
Pitt	1	10	10	0	10
Texas Tech					
TCU					
Houston					
Oklahoma St.					
UCF					
BYU					
Oklahoma					
Cincinnati					
Baylor					
Totals	6	187	31.2	3	70

Clement's Receiving Statistics

Year	Games	No.	Yards	Avg.	TD	Long
2023	3	6	187	31.2	3	70



TE, 6-3, 255, r-So.
Jackson
Jackson, Ohio

81 TREY LAN DAVIS

- Has played in 20 career games at WVU, including one start
- Played in all 12 games in 2022 and added depth at tight end

2023 Game-By-Game

Opponent	No.	Yards	Avg.	TDs	Long
Penn St.	1	1	1.0	0	1
Duquesne	0	0	0	0	0
Pitt	0	0	0	0	0
Texas Tech					
TCU					
Houston					
Oklahoma St.					
UCF					
BYU					
Oklahoma					
Cincinnati					
Baylor					
Totals	1	1	1.0	0	1

Davis' Receiving Statistics

Year	Games	No.	Yards	Avg.	TD	Long
2023	3	1	1	1.0	0	1
2022	12	5	51	10.2	0	17
2021	5	0	0	0.0	0	0
Totals	20	6	52	8.7	0	18



RB, 6-1, 238, So.
Gulliver Prep
Miami, Fla.

4 CJ DONALDSON JR.

- Has played in 10 career games, including three starts
- Has five 100-yard rushing games in his career
- Posted three multi-touchdown performances as a freshman in 2022
- 2023 Preseason All-Big 12 Conference First Team All-Purpose (Athlon Sports)
- 2023 Preseason All-Big 12 Conference Second Team Running Back (Phil Steele)
- 2023 Doak Walker Award Watch List
- Posted his first 100-yard performance of the season in the Pitt game, rushing for 102 yards and a touchdown
- Ran for 56 yards on 13 attempts, including a long of 14, against Duquesne
- Led WVU in rushing yards in the season opener at Penn State, rushing for 81 yards and a touchdown

2023 Game-By-Game


Opponent	Att.	Yds	Avg.	TDs	Long	Rec	Yds	TDs
Penn St.	18	81	4.5	1	17	1	3	0
Duquesne	13	56	4.3	0	14	0	0	0
Pitt	18	102	5.6	1	17	0	0	0
Texas Tech								
TCU								
Houston								
Oklahoma St.								
UCF								
BYU								
Oklahoma								
Cincinnati								
Baylor								
Total	49	239	4.9	2	17	1	3	0

Donaldson Jr.'s Rushing Statistics

Year	Games	Att.	Yards	Avg.	TD	Long
2023	3	49	239	4.9	2	17
2022	7	87	526	6.0	8	82
Totals	10	136	765	5.6	10	82

Donaldson Jr.'s Receiving Statistics

Year	Games	No.	Yards	Avg.	TD	Long
2023	3	1	3	3.0	0	3
2022	7	9	27	3.0	0	9
Totals	10	10	30	3.0	0	9



WR, 5-10, 187, r-So.
Morgantown
Morgantown, W.Va.

29 PRESTON FOX

- Has played in 18 career games
- Grabbed one pass for 14 yards in the Pitt game
- Caught two passes for 34 yards, including a long of 22 and a touchdown, against Duquesne
- Hauled in one pass for 7 yards in the season opener at Penn State

2023 Game-By-Game

Opponent	No.	Yards	Avg.	TDs	Long
Penn St.	1	7	7.0	0	7
Duquesne	2	34	17.0	1	22
Pitt	1	14	14	0	14
Texas Tech					
TCU					
Houston					
Oklahoma St.					
UCF					
BYU					
Oklahoma					
Cincinnati					
Baylor					
Totals	4	55	13.7	1	22

Fox's Receiving Statistics

Year	Games	No.	Yards	Avg.	TD	Long
2023	3	4	55	13.7	1	22
2022	11	4	41	10.3	1	26
2021	4	1	8	8.0	0	8
Totals	18	9	104	11.5	2	26



WR, 5-10, 172, Fr.
Laurel Highlands
Uniontown, Pa.

2 RODNEY GALLAGHER III

- Has played in three games at West Virginia
- Caught the first pass of his Mountaineer career against Duquesne
- Made his first career appearance for WVU in the season opener at Penn State

2023 Game-By-Game

Opponent	No.	Yards	Avg.	TDs	Long
Penn St.	0	0	0	0	0
Duquesne	1	12	12.0	0	12
Pitt	1	1	1.0	0	1
Texas Tech					
TCU					
Houston					
Oklahoma St.					
UCF					
BYU					
Oklahoma					
Cincinnati					
Baylor					
Totals	2	13	6.5	0	12

Gallagher III's Receiving Statistics

Year	Games	No.	Yards	Avg.	TD	Long
2023	3	2	13	6.5	0	12



QB, 5-11, 198, Jr.
Chiles
Tallahassee, Fla.

6 GARRETT GREENE

- Has played in 25 career games, including five starts
- Has two career 100-yard rushing games and two career 200-yard passing game
- Shows 1,066 passing yards, 727 rushing yards and 19 total touchdowns in his Mountaineer career
- Has accounted for 14 total touchdowns in the last seven games, dating back to 2022 (9 pass, 5 rush)
- Ranks No. 2 in the Big 12 and No. 14 nationally in passing yards per completion (15.46)
- Threw two passes in the Pitt game before missing the remainder of the game due to an ankle injury
- Career day against Duquesne included going 10-of-18 for a career-high 240 yards and four touchdowns
- Became the first QB to throw four TDs in a game in the Neal Brown era against the Dukes
- Went 16-of-27 for 162 yards in the season opener at Penn State; also finished with 71 rushing yards and a rushing touchdown against the Nittany Lions

2023 Game-By-Game

Opponent	Comp.	Att.	Int.	Pct.	Yards	TDs	Long
Penn St.	16	27	0	59.3	162	0	37
Duquesne	10	18	0	55.6	240	4	70
Pitt	0	2	0	0.0	0	0	0
Texas Tech							
TCU							
Houston							
Oklahoma St.							
UCF							
BYU							
Oklahoma							
Cincinnati							
Baylor							
Totals	26	47	0	55.3	402	4	70

Greene's Passing Statistics

Year	Games	C/A	Pct.	Yards	TD	Int.	Long
2023	3	26/47	.553	402	4	0	70
2022	9	43/78	.551	493	5	3	71
2021	11	16/26	.615	147	0	0	28
2020	2	3/4	.750	24	0	0	11
Totals	25	88/155	.57	1066	9	3	71

Greene's Rushing Statistics

Year	Games	Att.	Yards	Avg.	TD	Long
2023	3	21	105	5.0	1	18
2022	9	45	276	6.1	5	39
2021	11	47	306	6.5	4	67
2020	2	6	40	6.7	0	13
Totals	25	119	727	6.1	10	67



RB, 5-11, 202, Jr.
Edwardsville
St. Louis, Mo.

26 JUSTIN JOHNSON JR.

- Has played in 21 career games, including one start

2023 Game-By-Game


Opponent	Att.	Yds	Avg.	TDs	Long	Rec	Yds	TDs
Penn St.	0	0	0	0	0	0	0	0
Duquesne				DNP				
Pitt				DNP				
Texas Tech								
TCU								
Houston								
Oklahoma St.								
UCF								
BYU								
Oklahoma								
Cincinnati								
Baylor								
Total	0	0	0	0	0	0	0	0

Johnson Jr.'s Rushing Statistics

Year	Games	Att.	Yards	Avg.	TD	Long
2023	1	0	0	0	0	0
2022	12	98	430	4.4	3	24
2021	8	24	90	3.6	0	15
Totals	21	122	520	4.3	3	15

Johnson Jr.'s Receiving Statistics

Year	Games	No.	Yards	Avg.	TD	Long
2023	1	0	0	0	0	0
2022	12	8	46	5.8	0	10
2021	8	2	9	4.5	0	7
Totals	21	10	55	5.5	0	10



QB, 6-1, 226, r-Fr.
Hamilton
Chandler, Ariz.

8 NICCO MARCHIOL

- Has played in five career games
- Threw his first touchdown pass of the season in the Pitt game, finishing 6-of-9 for 60 yards and a long of 15
- Finished 7-for-14 with 75 yards and a rushing touchdown against Duquesne
- Also recorded his first career rushing touchdown against the Dukes

2023 Game-By-Game

Opponent	Comp.	Att.	Int.	Pct.	Yards	TDs	Long
Penn St.	0	0	0	0	0	0	0
Duquesne	7	14	0	50.0	75	0	29
Pitt	6	9	0	66.7	60	1	15
Texas Tech							
TCU							
Houston							
Oklahoma St.							
UCF							
BYU							
Oklahoma							
Cincinnati							
Baylor							
Totals	13	23	0	56.5	135	1	29

Marchiol's Passing Statistics

Year	Games	C/A	Pct.	Yards	TD	Int.	Long
2023	3	13/23	.565	135	1	0	29
2022	2	4/13	.308	61	1	0	26
Totals	5	17/36	.47	196	2	0	29

Marchiol's Rushing Statistics

Year	Games	Att.	Yards	Avg.	TD	Long
2023	3	14	6	0.4	1	14
2022	2	6	32	5.3	0	9
Totals	5	20	38	1.9	1	14



Slot, 6-3, 237, r-Sr.
Angelo State
Houston, Texas

15 NOAH
MASSEY


- 2023 Earl Campbell Tyler Rose Award Watch List
- Transferred to WVU in 2023 after playing two seasons at Angelo State, following a three-year stint at Bowling Green
- Made his debut for the Mountaineers against Duquesne

2023 Game-By-Game

Opponent	No.	Yards	Avg.	TDs	Long
Penn St.			DNP		
Duquesne	0	0	0	0	0
Pitt			DNP		
Texas Tech					
TCU					
Houston					
Oklahoma St.					
UCF					
BYU					
Oklahoma					
Cincinnati					
Baylor					
Totals	0	0	0	0	0

Massey's Receiving Statistics

Year	Games	No.	Yards	Avg.	TD	Long
2023	1	0	0	0	0	0



WR, 5-10, 184, Sr.
Kent State
Hampton, Ga.

3 JA'SHAUN
POKE


- Enrolled at WVU in January 2023
- 2023 Preseason All-Big 12 Conference Third Team-KOR (Athlon Sports, Phil Steele)
- Made his Mountaineer debut against Duquesne, grabbing two passes for 11 yards

2023 Game-By-Game

Opponent	No.	Yards	Avg.	TDs	Long
Penn St.			DNP		
Duquesne	2	11	5.5	0	11
Pitt			DNP		
Texas Tech					
TCU					
Houston					
Oklahoma St.					
UCF					
BYU					
Oklahoma					
Cincinnati					
Baylor					
Totals	2	11	5.5	0	11

Poke's Receiving Statistics

Year	Games	No.	Yards	Avg.	TD	Long
2023	1	2	11	5.5	0	11



TE, 6-7, 246, Jr.
LSU
Grand Junction, Colo.

87 KOLE
TAYLOR

- Enrolled at WVU in January 2023
- Has played in and started three games at WVU
- Hauled in his first Mountaineer touchdown in the Pitt game; finished with three catches for 21 yards
- Caught three passes for 55 yards and a long of 29 against Duquesne
- Made his Mountaineer debut in the season opener at Penn State and grabbed two passes for 31 yards

2023 Game-By-Game

Opponent	No.	Yards	Avg.	TDs	Long
Penn St.	2	31	15.5	0	17
Duquesne	3	55	18.3	0	29
Pitt	3	21	7.0	1	13
Texas Tech					
TCU					
Houston					
Oklahoma St.					
UCF					
BYU					
Oklahoma					
Cincinnati					
Baylor					
Totals	8	107	13.4	1	29

Taylor's Receiving Statistics

Year	Games	No.	Yards	Avg.	TD	Long
2023	3	8	107	13.4	1	29



RB, 5-7, 190, Fr.
William Penn Senior
York, Pa.

22 JAHIEL
WHITE

- Enrolled at WVU in January 2023
- Has played two career games for West Virginia
- Made his Mountaineer debut against Duquesne and led the offense with 110 rushing yards and one touchdown
- First career TD came on a 19-yard rush

2023 Game-By-Game

Opponent	Att.	Yds	Avg.	TDs	Long	Rec	Yds	TDs
Penn St.				DNP				
Duquesne	12	110	9.2	1	39	1	6	0
Pitt	0	0	0	0	0	0	0	0
Texas Tech								
TCU								
Houston								
Oklahoma St.								
UCF								
BYU								
Oklahoma								
Cincinnati								
Baylor								
Total	12	110	9.2	1	39	1	6	0

White's Rushing Statistics

Year	Games	Att.	Yards	Avg.	TD	Long
2023	2	12	110	9.2	1	39

White's Receiving Statistics

Year	Games	No.	Yards	Avg.	TD	Long
2023	2	1	6	6.0	0	6



Slot, 6-2, 206, r-Fr.
Saraland
Saraland, Ala.

10 JAREL
WILLIAMS

- Has played in four career games at WVU

2023 Game-By-Game

Opponent	No.	Yards	Avg.	TDs	Long
Penn St.	0	0	0	0	0
Duquesne	0	0	0	0	0
Pitt	0	0	0	0	0
Texas Tech					
TCU					
Houston					
Oklahoma St.					
UCF					
BYU					
Oklahoma					
Cincinnati					
Baylor					
Totals	0	0	0	0	0

Williams' Receiving Statistics

Year	Games	No.	Yards	Avg.	TD	Long
2023	3	0	0	0	0	0
2022	1	0	0	0	0	0
Totals	4	0	0	0	0	0



BAN, 6-2, 236, r-Jr.
Collins Hill (Ga.)
Miami, Fla.

10 JARED
BARTLETT


- Has played in 40 career games, including 17 starts
- Has two multi-sack games in his career
- 2023 East-West Shrine Bowl 1000
- 2023 Iron Mountaineer Award winner
- Posted six tackles - including two solos - in the Pitt game
- Led the defense with four tackles, 1.0 sack and 1.5 TFLs against Duquesne
- Tallied five tackles, including four solo, in the season opener at Penn State

2023 Game-By-Game

Opponent	UT/AT/TT	TFL	Sacks	FF	FR	Int	PBU
Penn St.	4/1/5	0	0	0	0	0	0
Duquesne	1/3/4	1.5/8	1.0/7	0	0	0	0
Pitt	2/4/6	0	0	0	0	0	0
Texas Tech							
TCU							
Houston							
Oklahoma St.							
UCF							
BYU							
Oklahoma							
Cincinnati							
Baylor							
Totals	7/8/15	1.5/8	1.0/7	0	0	0	0

Bartlett's Defensive Statistics

Year	GP	T/A/TT	TFL	Sacks	INT	PB	FF	FR
2023	3	7/8/15	1.5/8	1.0/7	0	0	0	0
2022	10	15/11/26	3.5/28	2.5/25	0	0	0	0
2021	13	15/16/31	6.0/32	3.5/25	0	0	1	1
2020	10	11/8/19	5.5/29	3.5/22	0	1	1	0
2019	4	5/4/9	0	0	0	0	0	0
Totals	40	53/47/100	16.5/97	10.5/79	0	1	2	1



LB, 6-0, 230, r-So.
Morgantown
Keyser, W.Va.

36 CADEN
BISER

- Has played in 14 career games
- Recorded the first TFL of his career against Duquesne

2023 Game-By-Game

Opponent	UT/AT/TT	TFL	Sacks	FF	FR	Int	PBU
Penn St.	0/0/0	0	0	0	0	0	0
Duquesne	1/0/1	1.0/1	0	0	0	0	0
Pitt	0/0/0	0	0	0	0	0	0
Texas Tech							
TCU							
Houston							
Oklahoma St.							
UCF							
BYU							
Oklahoma							
Cincinnati							
Baylor							
Totals	1/0/1	1.0/1	0	0	0	0	0

Biser's Defensive Statistics

Year	GP	T/A/TT	TFL	Sacks	INT	PB	FF	FR
2023	3	1/0/1	1.0/1	0	0	0	0	0
2022	11	3/5/8	0	0	0	0	0	0
Totals	14	4/5/9	1.0/1	0	0	0	0	0



CB, 5-10, 181, r-Sr.
Minnesota
Louisville, Ky.

11 BEANIE
BISHOP JR.

- Has played in and started three career games at WVU
- Ranks No. 3 in the Big 12 and No. 8 nationally with two interceptions this season
- Tallied his second interception in as many games against Pitt; finished with seven tackles, including five solos
- Intercepted a pass against Duquesne to mark his first career pick at WVU; finished with two tackles on the night
- Made his first career appearance for the Mountaineers at Penn State and finished with seven total tackles, 0.5 tackles for loss and one pass breakup in his debut

2023 Game-By-Game

Opponent	UT/AT/TT	TFL	Sacks	FF	FR	Int	PBU
Penn St.	5/2/7	0.5/1	0	0	0	0	1
Duquesne	2/0/2	0	0	0	0	1	1
Pitt	5/2/7	0	0	0	0	1	0
Texas Tech							
TCU							
Houston							
Oklahoma St.							
UCF							
BYU							
Oklahoma							
Cincinnati							
Baylor							
Totals	12/4/16	0.5/1	0	0	0	2	2

Bishop Jr.'s Defensive Statistics

Year	GP	T/A/TT	TFL	Sacks	INT	PB	FF	FR
2023	3	12/4/16	0.5/1	0	2	2	0	0



BAN, 6-2, 251, Jr.
Abilene Christian
Lubbock, Texas

8 TYRIN
BRADLEY

- Has played in three career games at WVU
- Posted two tackles in the Pitt game, including his first sack of the season
- Made his Mountainer debut in the season opener at Penn State and tallied one solo tackle

2023 Game-By-Game

Opponent	UT/AT/TT	TFL	Sacks	FF	FR	Int	PBU
Penn St.	1/0/1	0	0	0	0	0	0
Duquesne	0/0/0	0	0	0	0	0	0
Pitt	1/1/2	1.0/9	1.0/9	0	0	0	0
Texas Tech							
TCU							
Houston							
Oklahoma St.							
UCF							
BYU							
Oklahoma							
Cincinnati							
Baylor							
Totals	2/1/3	1.0/9	1.0/9	0	0	0	0

Bradley's Defensive Statistics

Year	GP	T/A/TT	TFL	Sacks	INT	PB	FF	FR
2023	3	2/1/3	1.0/9	1.0/9	0	0	0	0



S, 5-11, 204, Jr.
Auburndale
Oakridge, Fla.

2 AUBREY
BURKS


- 2023 Bednarik Award Watch List
- Has played in 20 career games, including 14 starts
- Preseason All-Big 12 Conference Second Team (Athlon Sports, Lindy's)
- 2023 Preseason All-Big 12 Conference Fourth Team (Phil Steele)
- Added two tackles and his first interception of the season in the Pitt game
- Recorded three solo tackles and a TFL against Duquesne

2023 Game-By-Game

Opponent	UT/AT/TT	TFL	Sacks	FF	FR	Int	PBU
Penn St.	0/0/0	0	0	0	0	0	0
Duquesne	3/0/3	1.5/6	0.5/4	0	0	0	0
Pitt	1/1/2	0.5/1	0	0	0	1/26	0
Texas Tech							
TCU							
Houston							
Oklahoma St.							
UCF							
BYU							
Oklahoma							
Cincinnati							
Baylor							
Totals	4/2/6	2.0/7	0.5/4	0	0	1/26	0

Burks' Defensive Statistics

Year	GP	T/A/TT	TFL	Sacks	INT	PB	FF	FR
2023	3	4/2/6	2.0/7	0.5/4	1/26	0	0	0
2022	11	43/17/60	4.5/20	1.0/9	1/6	3	1	0
2021	6	2/0/2	0	0	0	0	0	0
Totals	20	52/22/74	6.5/27	1.5/13	2/32	3	1	0



S, 5-10, 208, Sr.
Buffalo
Fort Valley, Ga.

23 KEYSHAWN
COBB

- 2023 East-West Shrine Bowl 1000
- Enrolled at WVU in January 2023
- Has played in two career games at WVU
- Assisted on a pair of tackles against Duquesne

2023 Game-By-Game

Opponent	UT/AT/TT	TFL	Sacks	FF	FR	Int	PBU
Penn St.	0/0/0	0	0	0	0	0	0
Duquesne	0/2/2	0	0	0	0	0	0
Pitt			DNP				
Texas Tech							
TCU							
Houston							
Oklahoma St.							
UCF							
BYU							
Oklahoma							
Cincinnati							
Baylor							
Totals	0/2/2	0	0	0	0	0	0

Cobb's Defensive Statistics

Year	GP	T/A/TT	TFL	Sacks	INT	PB	FF	FR
2023	2	0/2/2	0	0	0	0	0	0



SPEAR, 6-2, 199, r-Fr.
Neumann Goretti
Newark, Del.

32 RALEIGH COLLINS III

- Has played in five career games

2023 Game-By-Game

Opponent	UT/AT/TT	TFL	Sacks	FF	FR	Int	PBU
Penn St.			DNP				
Duquesne	0/0/0	0	0	0	0	0	0
Pitt			DNP				
Texas Tech							
TCU							
Houston							
Oklahoma St.							
UCF							
BYU							
Oklahoma							
Cincinnati							
Baylor							
Totals	0/0/0	0	0	0	0	0	0

Collins III's Defensive Statistics

Year	GP	T/A/TT	TFL	Sacks	INT	PB	FF	FR
2023	1	0/0/0	0	0	0	0	0	0
2022	4	4/1/5	1.5/12	0	0	0	0	0
Totals	5	4/1/5	1.5/12	0	0	0	0	0



SPEAR, 6-2, 221, r-Jr.
Penn State
Oak Park, Mich.

5 LANCE DIXON

- Has played in 22 career games with nine starts
- Has one 10-plus tackle game in his WVU career
- Added a pair of stops in the Pitt game
- Recorded three tackles, along with two solos, against Duquesne
- Posted two tackles, including one solo, in the season opener at Penn State

2023 Game-By-Game

Opponent	UT/AT/TT	TFL	Sacks	FF	FR	Int	PBU
Penn St.	1/1/2	0	0	0	0	0	0
Duquesne	2/1/3	0	0	0	0	0	0
Pitt	1/1/2	0	0	0	0	0	0
Texas Tech							
TCU							
Houston							
Oklahoma St.							
UCF							
BYU							
Oklahoma							
Cincinnati							
Baylor							
Totals	4/3/6	0	0	0	0	0	0

Dixon's Defensive Statistics

Year	GP	T/A/TT	TFL	Sacks	INT	PB	FF	FR
2023	3	4/3/6	0	0	0	0	0	0
2022	9	12/10/22	0.5/4	0	0	1	0	0
2021	10	24/12/36	1.0/1	0	0	1	0	0
Totals	22	40/25/64	1.5/5	0	0	2	0	0



DL, 6-4, 278, r-Fr.
Kentucky
Philadelphia, Pa.

3 TOMIWA DUROJAIYE


- Has played in three career games
- Added three stops in the Pitt game
- Tallied a sack for the second straight game and added three total tackles against Duquesne
- Recorded a sack in the season opener at Penn State in his Mountaineer debut

2023 Game-By-Game

Opponent	UT/AT/TT	TFL	Sacks	FF	FR	Int	PBU
Penn St.	1/0/1	1.0/6	1.0/6	0	0	0	0
Duquesne	2/1/3	1.5/6	1.5/6	0	0	0	0
Pitt	1/2/3	0	0	0	0	0	0
Texas Tech							
TCU							
Houston							
Oklahoma St.							
UCF							
BYU							
Oklahoma							
Cincinnati							
Baylor							
Totals	4/3/7	2.5/12	2.5/12	0	0	0	0

Durojaiye's Defensive Statistics

Year	GP	T/A/TT	TFL	Sacks	INT	PB	FF	FR
2023	3	4/3/7	2.5/12	2.5/12	0	0	0	0



LB, 6-0, 217, r-Sr.
Bristol Academy of Sports
Amsterdam, The Netherlands

33 JAIRO FAVERUS


- Has appeared in 16 career games
- Tallied three tackles and assisted on his first career TFL against Duquesne

2023 Game-By-Game

Opponent	UT/AT/TT	TFL	Sacks	FF	FR	Int	PBU
Penn St.	0/0/0	0	0	0	0	0	0
Duquesne	1/2/3	0.5/1	0	0	0	0	0
Pitt	0/0/0	0	0	0	0	0	0
Texas Tech							
TCU							
Houston							
Oklahoma St.							
UCF							
BYU							
Oklahoma							
Cincinnati							
Baylor							
Totals	1/2/3	0.5/1	0	0	0	0	0

Faverus' Defensive Statistics

Year	GP	T/A/TT	TFL	Sacks	INT	PB	FF	FR
2023	3	1/2/3	0.5/1	0	0	0	0	0
2022	11	1/0/1	0	0	0	0	0	0
2021	0	0/0/0	0	0	0	0	0	0
2020	2	1/1/2	0	0	0	0	0	0
Totals	16	3/3/6	0.5/1	0	0	0	0	0



S, 6-0, 197, r-Sr.
Murray State
Louisville, Ky.

24 MARCIS FLOYD

- Has appeared in 13 career games for the Mountaineers
- 2023 Iron Mountaineer Award winner
- Made his season debut in the Pitt game, posting one tackle and a pass breakup

2023 Game-By-Game

Opponent	UT/AT/TT	TFL	Sacks	FF	FR	Int	PBU
Penn St.			DNP				
Duquesne			DNP				
Pitt	0/1/1	0	0	0	0	0	1
Texas Tech							
TCU							
Houston							
Oklahoma St.							
UCF							
BYU							
Oklahoma							
Cincinnati							
Baylor							
Totals	0/1/1	0	0	0	0	0	1

Floyd's Defensive Statistics

Year	GP	T/A/TT	TFL	Sacks	INT	PB	FF	FR
2023	1	0/1/1	0	0	0	1	0	0
2022	12	44/19/63	1.0/4	0	0	4	0	0
Totals	13	44/20/64	1.0/4	0	0	5	0	0



DL, 6-3, 270, r-Sr.
Tennessee State
Lauderhill, Fla.

55 DAVOAN HAWKINS

- Enrolled at WVU in January 2023
- Has played in three career games at WVU
- Assisted on a tackle for loss against Duquesne
- Made his Mountaineer debut in the season opener at Penn State; recorded two tackles and a TFL

2023 Game-By-Game

Opponent	UT/AT/TT	TFL	Sacks	FF	FR	Int	PBU
Penn St.	0/2/2	0.5/0	0	0	0	0	1
Duquesne	0/1/1	0.5/2	0	0	0	0	0
Pitt	0/0/0	0	0	0	0	0	0
Texas Tech							
TCU							
Houston							
Oklahoma St.							
UCF							
BYU							
Oklahoma							
Cincinnati							
Baylor							
Totals	0/3/3	1.0/2	0	0	0	0	1

Hawkins' Defensive Statistics

Year	GP	T/A/TT	TFL	Sacks	INT	PB	FF	FR
2023	3	0/3/3	1.0/2	0	0	1	0	0



LB, 6-1, 234, Sr.
East Mississippi State CC
Winston-Salem, N.C.

1 LEE KPOGBA

- 2023 Senior Bowl Watch List
- 2023 Preseason All-Big 12 Conference Third Team (Athlon Sports, Lindy's)
- Has appeared in and started 15 career games
- Has four 10-plus tackle games in his career
- Tallied seven tackles in the Pitt game, including three solos
- Added a pair of solo tackles against Duquesne
- Led the defense with 13 tackles - including seven solos - in the season opener at Penn State
- Also added 1.5 TFLs at PSU

2023 Game-By-Game

Opponent	UT/AT/TT	TFL	Sacks	FF	FR	Int	PBU
Penn St.	7/6/13	1.5/4	0	0	0	0	0
Duquesne	2/0/2	0	0	0	0	0	0
Pitt	3/4/7	0	0	0	0	0	0
Texas Tech							
TCU							
Houston							
Oklahoma St.							
UCF							
BYU							
Oklahoma							
Cincinnati							
Baylor							
Totals	12/10/22	1.5/4	0	0	0	0	0

Kpogba's Defensive Statistics

Year	GP	T/A/TT	TFL	Sacks	INT	PB	FF	FR
2023	3	12/10/22	1.5/4	0	0	0	0	0
2022	12	44/48/92	5.5/23	3.5/19	0	0	0	1
Totals	15	56/58/114	7/27	3.5/19	0	0	0	1



LB, 6-1, 222, r-Fr.
Gulliver Prep
Goulds, Fla.

19 TREY LATHAN


- Has played in seven career games for the Mountaineers, including three starts
- Led the Mountaineer defense in tackles in the Pitt game, finishing with a career-high eight stops (three solo)
- Totaled three tackles against Duquesne and assisted on a tackle for loss
- Tallied six tackles, including three solos, in the season opener at Penn State; also added two QB hurries

2023 Game-By-Game

Opponent	UT/AT/TT	TFL	Sacks	FF	FR	Int	PBU
Penn St.	3/3/6	0	0	0	0	0	0
Duquesne	1/2/3	0.5/1	0	0	0	0	0
Pitt	3/5/8	0.5/0	0	0	0	0	1
Texas Tech							
TCU							
Houston							
Oklahoma St.							
UCF							
BYU							
Oklahoma							
Cincinnati							
Baylor							
Totals	7/10/17	1.0/1	0	0	0	0	1

Lathan's Defensive Statistics

Year	GP	T/A/TT	TFL	Sacks	INT	PB	FF	FR
2023	3	7/10/17	1.0/1	0	0	1	0	0
2022	4	0/6/6	0	0	0	0	0	0
Totals	7	7/16/23	1.0/1	0	0	1	0	0



DL, 6-3, 309, r-Jr.
Georgia Tech
Birmingham, Ala.

93 MIKE LOCKHART

- Has played in 15 career games, including three starts
- Added three tackles and 1.5 TFLs against Duquesne and Pitt
- Posted a pair of tackles and made his first start for the Mountaineers in the season opener at Penn State

2023 Game-By-Game

Opponent	UT/AT/TT	TFL	Sacks	FF	FR	Int	PBU
Penn St.	1/1/2	0	0	0	0	0	0
Duquesne	1/2/3	1.5/3	0	0	0	0	0
Pitt	1/2/3	1.5/3	0	0	0	0	0
Texas Tech							
TCU							
Houston							
Oklahoma St.							
UCF							
BYU							
Oklahoma							
Cincinnati							
Baylor							
Totals	3/5/8	3.0/6	0	0	0	0	0

Lockhart's Defensive Statistics

Year	GP	T/A/TT	TFL	Sacks	INT	PB	FF	FR
2023	3	3/5/8	3.0/6	0	0	0	0	0
2022	12	5/8/13	1.0/2	0	0	1	0	0
Totals	15	8/13/21	4.0/8	0	0	1	0	0



DL, 6-5, 291, Jr.
Bluefield
Bluefield, W.Va.

91 SEAN
MARTIN


- Has played in 33 career games, including 11 starts
- 2023 Preseason All-Big 12 Conference Fourth Team (Athlon Sports, Phil Steele)
- 2023 East-West Shrine Bowl 1000
- 2023 Senior Bowl Watch List
- Added a pair of solo stops in the Pitt game
- Led the team with four tackles and added a TFL against Duquesne
- Recorded three solo tackles in the season opener at Penn State

2023 Game-By-Game

Opponent	UT/AT/TT	TFL	Sacks	FF	FR	Int	PBU
Penn St.	3/0/3	0	0	0	0	0	0
Duquesne	1/3/4	1.0/1	0	0	0	0	0
Pitt	2/0/2	0	0	0	0	0	0
Texas Tech							
TCU							
Houston							
Oklahoma St.							
UCF							
BYU							
Oklahoma							
Cincinnati							
Baylor							
Totals	6/3/9	1.0/1	0	0	0	0	0

Martin's Defensive Statistics

Year	GP	T/A/TT	TFL	Sacks	INT	PB	FF	FR
2023	3	6/3/9	1.0/1	0	0	0	0	0
2022	12	17/17/34	8.0/35	4.0/27	0	0	1	0
2021	13	5/10/15	0.5/2	0	0	0	0	1
2020	5	0/0/0	0	0	0	0	0	0
Totals	33	28/30/58	9.5/38	4.0/27	0	0	1	1



SPEAR, 6-1, 212, Jr.
Jones College
Friendship, Miss.

13 HERSHEY
MCLAURIN


- Has played in 15 career games for the Mountaineers, including five starts
- Tallied five tackles and assisted a TFL in the Pitt game
- Added a pair of tackles, a TFL and assisted on a sack against Duquesne
- Started the season opener at Penn State and tallied three solo tackles

2023 Game-By-Game

Opponent	UT/AT/TT	TFL	Sacks	FF	FR	Int	PBU
Penn St.	3/0/3	0	0	0	0	0	0
Duquesne	0/2/2	1.0/7	0.5/6	0	0	0	0
Pitt	2/3/5	0.5/0	0	0	0	0	0
Texas Tech							
TCU							
Houston							
Oklahoma St.							
UCF							
BYU							
Oklahoma							
Cincinnati							
Baylor							
Totals	5/5/10	1.5/7	0.5/6	0	0	0	0

McLaurin's Defensive Statistics

Year	GP	T/A/TT	TFL	Sacks	INT	PB	FF	FR
2023	3	5/5/10	1.5/7	0.5/6	0	0	0	0
2022	12	25/20/45	1.0/1	0	0	1	0	0
Totals	15	30/25/55	2.5/8	0.5/6	0	1	0	0



CB, 5-11, 188, r-Sr.
Kent State
Blythewood, S.C.

0 MONTRE
MILLER

- Enrolled at WVU in January 2023
- East-West Shrine Bowl 1000
- Arrived at West Virginia following five seasons at Kent State, where he appeared in 41 career games
- Made his Mountaineer debut in the season opener at Penn State and posted three solo tackles

2023 Game-By-Game

Opponent	UT/AT/TT	TFL	Sacks	FF	FR	Int	PBU
Penn St.	3/0/3	0	0	0	0	0	0
Duquesne			DNP				
Pitt			DNP				
Texas Tech							
TCU							
Houston							
Oklahoma St.							
UCF							
BYU							
Oklahoma							
Cincinnati							
Baylor							
Totals	3/0/3	0	0	0	0	0	0

Miller's Defensive Statistics

Year	GP	T/A/TT	TFL	Sacks	INT	PB	FF	FR
2023	1	3/0/3	0	0	0	0	0	0



DL, 6-3, 306, r-Jr.
Penn State
Harrisburg, Pa.

54 **FATORMA**
MULBAH

- Has played in three career games
- Added five tackles and a TFL in the Pitt game
- Tallied his first tackles for the Mountaineers against Duquesne, totaling three stops and one TFL

2023 Game-By-Game

Opponent	UT/AT/TT	TFL	Sacks	FF	FR	Int	PBU
Penn St.	0/0/0	0	0	0	0	0	0
Duquesne	1/2/3	1.0/2	0	0	0	0	0
Pitt	2/3/5	1.0/3	0	0	0	0	0
Texas Tech							
TCU							
Houston							
Oklahoma St.							
UCF							
BYU							
Oklahoma							
Cincinnati							
Baylor							
Totals	3/5/8	2.0/5	0	0	0	0	0

Mulbah's Defensive Statistics

Year	GP	T/A/TT	TFL	Sacks	INT	PB	FF	FR
2023	3	3/5/8	2.0/5	0	0	0	0	0



DL, 6-3, 290, r-Fr.
Collins Hill
Suwanee, Ga.

92 **ASANI**
REDWOOD

- Has played in five career games
- Made his season debut in the Pitt game, assisting on one tackle

2023 Game-By-Game

Opponent	UT/AT/TT	TFL	Sacks	FF	FR	Int	PBU
Penn St.			DNP				
Duquesne			DNP				
Pitt	0/1/1	0	0	0	0	0	0
Texas Tech							
TCU							
Houston							
Oklahoma St.							
UCF							
BYU							
Oklahoma							
Cincinnati							
Baylor							
Totals	0/1/1	0	0	0	0	0	0

Redwood's Defensive Statistics

Year	GP	T/A/TT	TFL	Sacks	INT	PB	FF	FR
2023	1	0/1/1	0	0	0	0	0	0
2022	4	2/2/4	0.5/1	0	0	0	0	0
Totals	5	2/3/5	0.5/1	0	0	0	0	0



CB, 5-10, 193, r-Sr.
Nash Central
Nashville, N.C.

14 **MALACHI**
RUFFIN


- Has played in 35 career games, including six starts
- Intercepted a pass in the Pitt game; also added one solo tackle
- Registered one stop against Duquesne
- Added three tackles in the season opener at Penn State, including two solo stops

2023 Game-By-Game

Opponent	UT/AT/TT	TFL	Sacks	FF	FR	Int	PBU
Penn St.	2/1/3	0	0	0	0	0	0
Duquesne	0/1/1	0	0	0	0	0	1
Pitt	1/0/1	0	0	0	0	1	0
Texas Tech							
TCU							
Houston							
Oklahoma St.							
UCF							
BYU							
Oklahoma							
Cincinnati							
Baylor							
Totals	3/2/5	0	0	0	0	1	1

Ruffin's Defensive Statistics

Year	GP	T/A/TT	TFL	Sacks	INT	PB	FF	FR
2023	3	3/2/5	0	0	1	1	0	0
2022	12	15/11/26	0	0	2	6	0	1
2021	11	8/2/10	0	0	0	0	0	0
2020	9	3/1/4	0	0	0	0	0	0
Totals	35	29/16/45	0	0	3	7	0	1



DL, 6-2, 245, Jr.
Jenkins
Savannah, Ga.

45 TAURUS SIMMONS

- Has played in 27 career games
- Made his season debut against Duquesne and added one solo tackle

2023 Game-By-Game

Opponent	UT/AT/TT	TFL	Sacks	FF	FR	Int	PBU
Penn St.			DNP				
Duquesne	1/0/1	0	0	0	0	0	0
Pitt	0/0/0	0	0	0	0	0	0
Texas Tech							
TCU							
Houston							
Oklahoma St.							
UCF							
BYU							
Oklahoma							
Cincinnati							
Baylor							
Totals	1/0/1	0	0	0	0	0	0

Simmons' Defensive Statistics

Year	GP	T/A/TT	TFL	Sacks	INT	PB	FF	FR
2023	2	1/0/1	0	0	0	0	0	0
2022	11	3/5/8	1.5/1	1.0/1	0	0	0	0
2021	11	3/3/6	0	0	0	0	0	0
2020	3	2/0/2	1.0/7	1.0/7	0	0	0	0
Totals	27	9/8/17	2.5/8	2.0/8	0	0	0	0



CB, 5-11, 184, So.
American Heritage
Fort Lauderdale, Fla.

6 JACOLBY SPELLS

- Has played in 11 career games
- Recorded his first tackles of the season with two stops and an assist on a TFL against Duquesne

2023 Game-By-Game

Opponent	UT/AT/TT	TFL	Sacks	FF	FR	Int	PBU
Penn St.	0/0/0	0	0	0	0	0	0
Duquesne	1/1/2	0.5/0	0	0	0	0	0
Pitt	0/0/0	0	0	0	0	0	0
Texas Tech							
TCU							
Houston							
Oklahoma St.							
UCF							
BYU							
Oklahoma							
Cincinnati							
Baylor							
Totals	1/1/2	0.5/0	0	0	0	0	0

Spells' Defensive Statistics

Year	GP	T/A/TT	TFL	Sacks	INT	PB	FF	FR
2023	3	1/1/2	0.5/0	0	0	0	0	0
2022	8	9/4/13	0	0	1	1	0	0
Totals	11	10/5/15	0.5/0	0	1	1	0	0



DT, 6-2, 277, r-Jr.
Indian Hill
Cincinnati, Ohio

97 JALEN THORNTON

- Has played in 34 career games
- Assisted on a tackle in the Pitt game for his first stop of the season

2023 Game-By-Game

Opponent	UT/AT/TT	TFL	Sacks	FF	FR	Int	PBU
Penn St.	0/0/0	0	0	0	0	0	0
Duquesne	0/0/0	0	0	0	0	0	0
Pitt	0/1/1	0	0	0	0	0	0
Texas Tech							
TCU							
Houston							
Oklahoma St.							
UCF							
BYU							
Oklahoma							
Cincinnati							
Baylor							
Totals	0/1/1	0	0	0	0	0	0

Thornton's Defensive Statistics

Year	GP	T/A/TT	TFL	Sacks	INT	PB	FF	FR
2023	3	0/1/1	0	0	0	0	0	0
2022	8	3/0/3	0	0	0	0	0	0
2021	12	3/0/3	0	0	0	0	0	0
2020	10	0/5/5	0	0	0	0	0	0
2019	1	0/0/0	0	0	0	0	0	0
Totals	34	6/6/12	0	0	0	0	0	0



DT, 6-3, 283, Jr.
French Finnish School of Helsinki
Helsinki, Finland

96 EDWARD VESTERINEN

- Has played in 23 career games, including four starts
- Posted one solo stop in the Pitt game
- Assisted on a pair of tackles in the season opener at Penn State

2023 Game-By-Game

Opponent	UT/AT/TT	TFL	Sacks	FF	FR	Int	PBU
Penn St.	0/2/2	0	0	0	0	0	0
Duquesne	0/1/1	0	0	0	0	0	0
Pitt	1/0/1	0	0	0	0	0	0
Texas Tech							
TCU							
Houston							
Oklahoma St.							
UCF							
BYU							
Oklahoma							
Cincinnati							
Baylor							
Totals	1/3/4	0	0	0	0	0	0

Vesterinen's Defensive Statistics

Year	GP	T/A/TT	TFL	Sacks	INT	PB	FF	FR
2023	3	1/3/4	0	0	0	0	0	0
2022	12	4/6/10	2.5/11	1.0/9	0	0	0	0
2021	8	1/6/7	0.5/1	0.5/1	0	0	0	0
Totals	23	6/15/21	3.0/12	1.5/10	0	0	0	0



S, 5-9, 190, r-Jr.
Georgia Southern
Columbia, S.C.

12 ANTHONY WILSON

- Has played in and started three games for West Virginia
- Registered six solo stops and a pass breakup in the Pitt game
- Totaled two tackles and added a pass breakup against Duquesne
- Made his Mountaineer debut in the season opener at Penn State; recorded five total tackles, including two solos, and assisted on a TFL

2023 Game-By-Game

Opponent	UT/AT/TT	TFL	Sacks	FF	FR	Int	PBU
Penn St.	2/3/5	0.5	0	0	0	0	0
Duquesne	1/1/2	0	0	0	0	0	1
Pitt	6/1/7	0	0	0	0	0	1
Texas Tech							
TCU							
Houston							
Oklahoma St.							
UCF							
BYU							
Oklahoma							
Cincinnati							
Baylor							
Totals	9/5/14	0.5	0	0	0	0	2

Wilson's Defensive Statistics

Year	GP	T/A/TT	TFL	Sacks	INT	PB	FF	FR
2023	3	9/5/14	0.5	0	0	2	0	0



CB, 6-2, 175, r-So.
Washington
Massillon, Ohio

7 ANDREW WILSON-LAMP

- Has played in 18 career games for the Mountaineers, including three starts
- Posted four solo tackles in the season opener at Penn State

2023 Game-By-Game

Opponent	UT/AT/TT	TFL	Sacks	FF	FR	Int	PBU
Penn St.	4/0/4	0	0	0	0	0	0
Duquesne	0/0/0	0	0	0	0	0	0
Pitt	0/0/0	0	0	0	0	0	0
Texas Tech							
TCU							
Houston							
Oklahoma St.							
UCF							
BYU							
Oklahoma							
Cincinnati							
Baylor							
Totals	4/0/4	0	0	0	0	0	0

Wilson-Lamp's Defensive Statistics

Year	GP	T/A/TT	TFL	Sacks	INT	PB	FF	FR
2023	3	4/0/4	0	0	0	0	0	0
2022	10	5/4/9	0	0	0	2	0	0
2021	5	1/0/1	0	0	0	1	0	0
Totals	18	10/4/14	0	0	0	3	0	0



KR, 5-10, 181, r-Sr.
Minnesota
Louisville, Ky.

11 BEANIE
BISHOP JR.

- Has played in three career games at WVU
- Registered one kickoff return for 18 yards in the Pitt game
- Made his Mountaineer debut in the season opener at Penn State; returned one kickoff for 20 yards in his debut

2023 Game-By-Game Kickoff Returns

Opponent	No.	Yards	Avg.	TDs	Long
Penn St.	1	20	20.0	0	20
Duquesne	0	0	0	0	0
Pitt	1	18	18.0	0	18
Texas Tech					
TCU					
Houston					
Oklahoma St.					
UCF					
BYU					
Oklahoma					
Cincinnati					
Baylor					
Totals	2	38	19.0	0	20

Bishop Jr.'s Kickoff Return Statistics

Year	Games	No.	Yards	Avg.	TD	Long
2023	3	2	38	19.0	0	20



PR, 5-10, 188, r-So.
Morgantown
Morgantown, W.Va.

29 PRESTON
FOX


- Has played in 18 career games
- Tallied two punt returns for 15 yards in the Pitt game
- Returned three punts for 41 yards against Duquesne; long return went for 16 yards

2023 Game-By-Game Punt Returns

Opponent	No.	Yards	Avg.	TDs	Long
Penn St.	1	4	4.0	0	4
Duquesne	3	41	13.7	0	16
Pitt	2	15	7.5	0	12
Texas Tech					
TCU					
Houston					
Oklahoma St.					
UCF					
BYU					
Oklahoma					
Cincinnati					
Baylor					
Totals	6	60	10.0	0	16

Fox's Punt Return Statistics

Year	Games	No.	Yards	Avg.	TD	Long
2023	3	6	60	10.0	0	16
2022	11	6	51	8.5	0	27
2021	4	0	0	0	0	0
Totals	18	10	96	9.6	0	27



K, 5-9, 187, r-Jr.
Georgia State
Florence, S.C.

22 MICHAEL
HAYES

- Enrolled at WVU in January 2023
- Has played in three career games at West Virginia
- Scored his first field goal for the Mountaineers in the Pitt game; also registered four kickoffs for 258 yards
- Recorded six kickoffs that went for a total of 378 yards against Duquesne; also went 6-for-6 on PATs
- Made his Mountaineer debut in the season opener at Penn State; kicked off two times for a total of 130 yards and converted on one PAT

2023 Game-By-Game

Opponent	FGM/FGA	Pct.	Long	XP/XPA	Pts
Penn St.	0/0	0	0	1/1	1
Duquesne	0/0	0	0	6/6	6
Pitt	1/1	100.0	42	2/2	5
Texas Tech					
TCU					
Houston					
Oklahoma St.					
UCF					
BYU					
Oklahoma					
Cincinnati					
Baylor					
Totals	1/1	100.0	42	9/9	12

2023 Field Goal Sequence

Penn St.	--
Duquesne	--
Pitt	(42)
Texas Tech	
TCU	
Houston	
Oklahoma St.	
UCF	
BYU	
Oklahoma	
Cincinnati	
Baylor	
Made FGs in (x)	


Hayes' Field Goal Statistics

Year	FG/A	Pct.	1/29	30/39	40/49	50+	LG
2023	1/1	100.0	0/0	0/0	1/1	0/0	42

Hayes' Kickoff Statistics

Year	Kickoffs	Yards	Avg.	TB
2023	12	766	63.8	5





K, 5-10, 181, r-So.
Fort Hill
Cumberland, Md.

39 DANNY
KING

- Has played in two career games for the Mountaineers
- Kicked off three times against Duquesne, totaling 195 yards; also went 2-for-2 on PATs

2023 Game-By-Game

Opponent	FGM/FGA	Pct.	Long	XP/XPA	Pts
Penn St.			DNP		
Duquesne	0/0	0	0	2/2	2
Pitt			DNP		
Texas Tech					
TCU					
Houston					
Oklahoma St.					
UCF					
BYU					
Oklahoma					
Cincinnati					
Baylor					
Totals	0	0	0	2/2	2

2023 Field Goal Sequence

Penn St.	--
Duquesne	--
Pitt	
Texas Tech	
TCU	
Houston	
Oklahoma St.	
UCF	
BYU	
Oklahoma	
Cincinnati	
Baylor	


Made FGs in (x)

King's Field Goal Statistics

Year	FG/A	Pct.	1/29	30/39	40/49	50+	LG
2023	0/0	0	0/0	0/0	0/0	0/0	0

King's Kickoff Statistics

Year	Kickoffs	Yards	Avg.	TB
2023	3	195	65.0	2
2022	4	195	48.8	1
Totals	7	390	55.7	3



KR, 5-10, 184, Sr.
Kent State
Hampton, Ga.

3 JA'SHAUN
POKE

- 2023 Paul Hourning Award Watch List
- Enrolled at WVU in January 2023
- 2023 Preseason All-Big 12 Conference Third Team-KOR (Athlon Sports, Phil Steele)
- Has played in one career game for the Mountaineers

2023 Game-By-Game Kickoff Returns

Opponent	No.	Yards	Avg.	TDs	Long
Penn St.			DNP		
Duquesne	0	0	0	0	0
Pitt			DNP		
Texas Tech					
TCU					
Houston					
Oklahoma St.					
UCF					
BYU					
Oklahoma					
Cincinnati					
Baylor					
Totals	0	0	0	0	0

Poke's Kickoff Return Statistics

Year	Games	No.	Yards	Avg.	TD	Long
2023	1	0	0	0	0	0



P, 6-2, 210, So.
Mentone Grammar School
Melbourne, Australia

41 OLIVER
STRAW

- Has played in 13 career games for the Mountaineers
- 2023 Preseason All-Big 12 Conference Fourth Team (Phil Steele)
- 2023 Ray Guy Award Watch List
- Lone punt against Duquesne went for 52 yards
- Punted four times for 168 yards in the season opener at Penn State, longest punt went for 50 yards

2023 Game-By-Game

Opponent	Punts	Yds.	Avg.	Lg.	TB	FC	50+	I-20
Penn St.	4	168	42.0	50	0	4	1	2
Duquesne	1	52	52.0	52	0	0	1	1
Pitt	3	133	44.3	50	0	0	1	2
Texas Tech								
TCU								
Houston								
Oklahoma St.								
UCF								
BYU								
Oklahoma								
Cincinnati								
Baylor								
Totals	8	355	44.4	52	0	4	3	5

Straw's Punting Statistics

Year	Punts	Yards	Avg.	Long	TB	FC	50+	I-20
2023	8	355	44.4	52	0	4	3	5
2022	49	2,029	42.3	63	2	24	8	18
Totals	57	2,439	42.8	63	2	28	11	23

STATE COLLEGE, Pa. (Sept. 2, 2023) - West Virginia and Penn State opened the 2023 football season in front of 110,747 fans at Beaver Stadium, and an NBC national television audience watched as the No.7/7-ranked Nittany Lions came away with a 38-15 victory.

The Mountaineers were playing their first game at Penn State since 1991 and first game against the Nittany Lions since 1992. However, as in the overall history of the series between the two teams, Penn State prevailed to extend its record to 49-9-2 against WVU.

West Virginia made it tougher on the home team than a lot thought, especially after the Nittany Lions scored so easily on their first possession. Quarterback Drew Allar connected with KeAndre Lambert-Smith for a 72-yard aerial strike just four plays into PSU's first possession for a quick 7-0 lead.

However, West Virginia tied the game in the second quarter behind a 69-yard drive that was highlighted by a 37-yard completion from quarterback Garrett Greene to receiver Devin Carter. Running back CJ Donaldson Jr. finished the nine-play drive with a 1-yard run at the 14:14 mark of the second quarter.

Penn State finished the half missing two field goals, but did grab a 14-7 lead at the break on Nicholas Singleton's 2-yard run to end a 10-play, 81-yard drive at the 4:59 mark.

Second-half action saw Penn State outscore West Virginia 24-8 to take the victory. In the third quarter, Lambert-Smith reached the end zone again with a 12-yard reception from Allar, putting the score at 21-7 heading to the fourth quarter.

The Nittany Lions then put the game out of reach with an Alex Felkins 25-yard field goal early in the fourth and a Malik McClain 25-yard touchdown reception with 7:29 left in the game.

The Mountaineers' lone scoring drive of the second half was an impressive 10-play, 75-yard drive engineered by Greene. The quarterback completed passes of 23 and 22 yards to Carter before finishing it himself with a 1-yard run with 3:34 left in the contest.

After a WVU onside kick failed, Penn State added a late touchdown with just six seconds remaining on a 5-yard run from backup quarterback Beau Pribula.

Allar was strong in his first start, passing for 325 yards and three touchdowns on 21 completions. Singleton led the Penn State running game with 70 yards, while Lambert-Smith led all receivers with 123 yards. PSU's defensive effort was led by linebacker Curtis Jacobs with 10 tackles and one sack.

Greene rushed for 71 yards, while passing for 162 to total 233 yards of total offense. Donaldson finished with 81 yards, while Carter managed six catches for 90 yards in his Mountaineer debut. Linebacker Lee Kpogba was all over the field in leading the Mountaineer defense. The senior totaled 13 tackles and two TFLs in the effort.

Final numbers showed Penn State outgaining the Mountaineers by 170 yards. The Nittany Lions finished with 146 yards rushing and 332 passing for 478 total yards. West Virginia also gained 146 yards rushing but could only muster 162 passing yards to finish with 308 yards of total offense.

The two teams had not played each other in 31 years, but the victory now gives Penn State a five-game winning streak in the series.

GAME 1: NO. 7/7 PENN STATE 38, WEST VIRGINIA 15



MIKE LOCKHART

DEVIN CARTER

Scoring and Statistical Summary

	1	2	3	4	F
West Virginia	0	7	0	8	15
Penn State.....	7	7	7	17	38

- 1st PSU - KeAndre Lambert-Smith 72 pass from Drew Allar (Sander Sahaydak)
- 2nd WVU - CJ Donaldson Jr. 1 rush (Michael Hayes kick)
- PSU - Nicholas Singleton 2 rush (Sahaydak kick)
- 3rd PSU - Lambert-Smith 12 pass from Allar (Alex Felkins kick)
- 4th PSU - Felkins 25 FG
- PSU - Malik McClain 25 pass from Allar (Felkins kick) WVU - Garrett Greene 1 rush (Donaldson pass from Greene)
- PSU - Beau Pribula 5 rush (Felkins kick)

	WVU	PSU
First Downs	17	27
Rushes/Yards	40/146	35/146
Passing Yardage	162	332
Passes	16/27/0	22/30/0
Punts	4/168/42.0	2/75/37.5
Fumbles/Lost	0/0	0/0
Return Yardage	24	21
Penalties/Yards	5/55	2/75
Time of Possession	31:16	28:44

WVU RUSHING: Donaldson 18-81, Greene 15-71; WVU PASSING: Greene 16-27-0-162; WVU RECEIVING: Carter 6-90; WVU TACKLES (TFL/QS): Kpogba 13 (2/0), Bishop 7 (1/0); WVU INTERCEPTIONS: None.

PSU RUSHING: Singleton 13-70, Allen 10-51; PSU PASSING: Allar 21-29-0-325; PSU RECEIVING: Lambert-Smith 4-123, Wallace 7-72; PSU TACKLES (TFL/QS): Jacobs 10 (1/1), King 5; PSU INTERCEPTIONS: None.

Attendance - 110,747

MORGANTOWN, W.Va. (Sept. 9, 2023)

- West Virginia got its first win of the 2023 season with a 56-17 victory over Duquesne at Milan Puskar Stadium.

The game was halted for 1:54 in the second quarter due to lightning in the area around the stadium as heavy rains dominated the early part of the evening. The delay was the first stoppage in play for lightning at Milan Puskar Stadium since 2011.

When play was stopped, West Virginia held a 14-10 lead, but when it resumed, the Mountaineers outscored the Dukes 42-7 to secure the victory.

The game also featured the emergence of redshirt freshman receiver Hudson Clement, who lit up the Dukes for 177 yards receiving and three touchdowns on five catches. Clement turned in 72 yards after the catch, and head coach Neal Brown awarded the Martinsburg, West Virginia, native a scholarship after the game.

Duquesne started the scoring in the first quarter by taking advantage of a WVU miscue by the punt return unit. The turnover gave the Dukes a fresh set of downs, and they responded with a 38-yard touchdown pass from quarterback Darius Perrantes to receiver D.J. Powell. At the 12:01 mark, Duquesne left a wake-up call and had a 7-0 advantage over the Mountaineers.

The lead was Duquesne's only in the game and it was short-lived. WVU quarterback Garrett Greene proceeded to get the Mountaineers on the board with a 14-yard scoring toss to Clement to close out a 46-yard drive.

Second-quarter action saw West Virginia up its lead to 14-7, when running back Jaylen Anderson ended a 94-yard drive with an 8-yard run. Before the rain hit, Duquesne added a 39-yard field goal by Brian Bruzdewicz, closing the visitors' deficit to 14-10.

When play resumed, the Mountaineers finished the second quarter by outscoring the Dukes 21-0. Clement struck again with a 70-yard scoring reception from Greene before the duo connected on a 46-yard aerial touchdown. Greene to Clement accounted for scores of 14, 70 and 46 yards in the first half to lead the Mountaineers.

Closing the scoring in the first half was Greene's fourth touchdown pass, a 22-yard toss to Preston Fox, to give West Virginia a 35-10 lead moving to the third quarter.

Since both teams were idle for almost two hours, no halftime break was taken. West Virginia picked up where it left off as running back Jahiem White added a 19-yard rushing score on his way to leading all rushers in the game with 110 yards on 12 carries.

Duquesne stopped the 28-point Mountaineer run with a 16-yard touchdown pass from Perrantes to Tedy Afful to close the third quarter.

The Mountaineers added fourth quarter scores behind backup quarterback Nicco Marchiol's 1-yard run and a 5-yard rush from DJ Oliver, putting the final victory margin at 39 points.

Final numbers showed West Virginia with a strong and balanced 304 yards rushing and 315 passing to total 619 yards of offense. While Duquesne could only muster three yards rushing, the Dukes made up for it by passing for 231 yards to finish with 234 total yards.

The win gave the Mountaineers a 21-0 all-time record against teams from the FCS level.

GAME 2: WEST VIRGINIA 56, DUQUESNE 17



HUDSON CLEMENT

JARED BARTLETT

Scoring and Statistical Summary

	1	2	3	4	F
Duquesne.....	7	3	7	0	17
West Virginia	7	28	7	14	56

- 1st DUQ - DJ Powell 38 pass from Darius Perrantes (Brian Bruzdewicz kick)
WVU - Hudson Clement 14 pass from Garrett Greene (Michael Hayes kick)
- 2nd WVU - Jaylen Anderson 8 rush (Hayes kick)
DUQ - Bruzdewicz 39 FG
WVU - Clement 70 pass from Greene (Hayes kick)
WVU - Clement 46 pass from Greene (Hayes kick)
WVU - Preston Fox 22 pass from Greene (Hayes kick)
- 3rd WVU - Jahiem White 19 pass from Greene (Hayes kick)
DUQ - Tedy Afful 16 pass from Perrantes (Bruzdewicz kick)
- 4th WVU - Nicco Marchiol 1 rush (Hayes kick)
WVU - DJ Oliver 5 rush (Hayes kick)

	DUQ	WVU
First Downs	10	30
Rushes/Yards	28/3	49/304
Passing Yardage	231	315
Passes	15/32/2	17/32/0
Punts	7/267/38.1	2/78/39.0
Fumbles/Lost	0/0	2/2
Return Yardage	0	66
Penalties/Yards	3/35	4/30
Time of Possession	28:21	31:39

WVU RUSHING: White 12-110; WVU PASSING: Greene 10-18-0-240, Marchiol 7-14-0-75; WVU RECEIVING: Clement 5-177, Taylor 3-55; WVU TACKLES (TFL/QS): Martin 4 (1/0), Bartlett 4 (2/1), Cutter 4 (1/0); WVU INTERCEPTIONS: Bishop, Wilcox.

DUQ RUSHING: Butts 10-23; DUQ PASSING: Perrantes 14-31-2-220; DUQ RECEIVING: Afful 4-83, Powell 3-74; DUQ TACKLES (TFL/QS): Epps 10, Harris 8; DUQ INTERCEPTIONS: None.

Attendance - 50,037



2023-24 West Virginia Football
Results and Comparison
All games

Page 1/1
as of Sep 18, 2023

Date	Opponent		Score	Overall	Conf	Time	Attend
09/02/2023	at Penn St.	L	15-38	0-1	0-0	3:14	110747
09/09/2023	Duquesne	W	56-17	1-1	0-0	5:09	50037
09/16/2023	Pittsburgh	W	17-6	2-1	0-0	3:19	61106

Opponent	Score	First Downs				Rushing Number-Yards	Passing		Total Offense Plays-Yards	Return Yards	Turn- Overs
		Total	Rush	Pass	Pen		Comp-Att.-Int	Yards			
Penn St.	15-38	17 / 27	10 / 9	7 / 16	0 / 2	40-146 / 35-146	16-27-0 / 22-30-0	162 / 332	67-308 / 65-478	24 / 19	0 / 0
Duquesne	56-17	30 / 10	17 / 1	12 / 9	1 / 0	49-304 / 28-3	17-32-0 / 15-32-2	315 / 231	81-619 / 60-234	66 / 0	2 / 2
Pittsburgh	17-6	14 / 12	9 / 8	3 / 3	2 / 1	51-151 / 36-130	6-11-0 / 8-20-3	60 / 81	62-211 / 56-211	99 / 71	1 / 3
Totals	88-61	61 / 49	36 / 18	22 / 28	3 / 3	140-601 / 99-279	39-70-0 / 45-82-5	537 / 644	210-1138 / 181-923	189 / 90	3 / 5



2023-24 West Virginia Football
Overall Team Statistics
All games

Page 1/2
as of Sep 18, 2023

Team Statistics

	WVU	OPP
Scoring	88	61
Points per game	29.3	20.3
Points Off Turnovers	24	7
First Downs	61	49
Rushing	36	18
Passing	22	28
Penalty	3	3
Rushing Yardage	601	279
Yards gained rushing	666	342
Yards lost rushing	65	63
Rushing attempts	140	99
Average per rush	4.3	2.8
Average per game	200.3	93.0
TDs Rushing	7	2
Passing Yardage	537	644
Comp-Att-Int	39-70-0	45-82-5
Average per pass	7.7	7.9
Average per catch	13.8	14.3
Average per game	179.0	214.7
TDs Passing	5	5
Total offense	1138	923
Total plays	210	181
Average per play	5.4	5.1
Average per game	379.3	307.7
Kick returns: #-Yards	2-38	4-88
Punt returns: #-Yards	7-56	3-2
Int returns: #-Yards	5-95	0-0
Kick return average	19.0	22.0
Punt return average	8.0	0.7
Int return average	19.0	0.0
Fumbles-Lost	3-3	0-0
Penalties-Yards	13-137	13-105
Average per game	45.7	35.0
Punts-Yards	10-381	13-546
Average per punt	38.1	42.0
Net punt average	38.3	36.9
Kickoffs-Yards	15-961	14-807
Average per kick	64.1	57.6
Net kick average	40.7	38.8
Time of possession / game	32:03	27:57
3rd-down conversion	14/39	12/38
3rd-down pct	36%	32%
4rd-down conversion	7/14	1/4



2023-24 West Virginia Football
Overall Team Statistics
All games

Page 2/2
as of Sep 18, 2023

	WVU	OPP
4rd-down pct	50%	25%
Sacks by-Yards	5-34	6-35
Misc Yards	0	0
Touchdowns scored	12	7
Field goals - attempts	1-1	4-6
On-Side kicks	0-1	0-0
Red-zone scores	(9-12) 75%	(8-9) 89%
Red-zone touchdowns	(9-12) 75%	(4-9) 44%
PAT-attempts	(11-11) 100%	(7-7) 100%
2-point conversion-attempts	(1-1) 100%	(0-0) 0%
Attendance	111143	110747
Games / Avg per game	2/55572	1/110747
Neutral site games	-	0/0

Score by Periods

Team	1st	2nd	3rd	4th	OT	TOT
West Virginia	7	42	17	22	0	88
Opponents	17	13	14	17	0	61



2023-24 West Virginia Football
Individual Statistics
All games

Page 1/3
as of Sep 18, 2023

Rushing

Player	gp	att	gain	loss	net	avg	td	lg	avg/g
CJ Donaldson	3	49	247	8	239	4.9	2	17	79.7
Jahiem White	2	12	115	5	110	9.2	1	39	55.0
Jaylen Anderson	3	28	108	1	107	3.8	1	15	35.7
Garrett Greene	3	21	111	6	105	5.0	1	18	35.0
DJ Oliver	1	10	38	0	38	3.8	1	6	38.0
Rodney Gallagher	3	2	8	0	8	4.0	0	7	2.7
Nicco Marchiol	3	14	39	33	6	0.4	1	14	2.0
Team	3	4	0	12	-12	-3.0	0	0	-4.0
Total	3	140	666	65	601	4.3	7	39	200.3
Opponents	3	99	342	63	279	2.8	2	16	93.0

Passing

Player	gp	effic	comp-att-int	pct	yds	td	lg	avg/g
Garrett Greene	3	155.3	26-47-0	55.3	402	4	70	134.0
Nicco Marchiol	3	120.2	13-23-0	56.5	135	1	29	45.0
Total	3	143.7	39-70-0	55.7	537	5	70	179.0
Opponents	3	128.8	45-82-5	54.9	644	5	72	214.7

Receiving

Player	gp	no.	yds	avg	td	lg	avg/g
Kole Taylor	3	8	107	13.4	1	29	35.7
Devin Carter	2	7	105	15.0	0	37	52.5
Hudson Clement	3	6	187	31.2	3	70	62.3
Preston Fox	3	4	55	13.8	1	22	18.3
CJ Cole	3	2	17	8.5	0	10	5.7
Jaylen Anderson	3	2	15	7.5	0	10	5.0
Ja'Shaun Poke	1	2	11	5.5	0	11	11.0
Traylon Ray	2	2	7	3.5	0	7	3.5
Treylan Davis	3	1	1	1.0	0	1	0.3
Jeremiah Aaron	3	1	8	8.0	0	8	2.7
Cortez Braham	3	1	3	3.0	0	3	1.0
CJ Donaldson	3	1	3	3.0	0	3	1.0
Rodney Gallagher	3	1	12	12.0	0	12	4.0
Jahiem White	2	1	6	6.0	0	6	3.0
Total	3	39	537	13.8	5	70	179.0
Opponents	3	45	644	14.3	5	72	214.7

Punt Returns

Player	no.	yds	avg	td	lg
Preston Fox	6	60	10.0	0	16
Jacolby Spells	1	-4	-4.0	0	0
Total	7	56	8.0	0	16
Opponents	3	2	0.7	0	9

Interceptions

Player	no.	yds	avg	td	lg
Beanie Bishop Jr.	2	35	17.5	0	40
Malachi Ruffin	1	0	0.0	0	0
Aubrey Burks	1	26	26.0	0	26
Avery Wilcox	1	34	34.0	0	34
Total	5	95	19.0	0	40
Opponents	0	0	0.0	0	0

Kick Returns

Player	no.	yds	avg	td	lg
Beanie Bishop Jr.	2	38	19.0	0	20
Total	2	38	19.0	0	20
Opponents	4	88	22.0	0	29

Fumble Returns

Player	no.	yds	avg	td	lg
Total	0	0	0.0	0	0
Opponents	3	0	0.0	0	0



**2023-24 West Virginia Football
Individual Statistics
All games**

Page 2/3
as of Sep 18, 2023

Scoring

Player			PAT							
	td	fg	kick	rush	rcv	pass	dxp	saf	pts	
Hudson Clement	3	-	-	-	-	-	-	-	-	18
CJ Donaldson	2	-	-	-	1	-	-	-	-	14
Michael Hayes	-	1-1	9-9	-	-	-	-	-	-	12
Garrett Greene	1	-	-	-	-	1	-	-	-	6
Preston Fox	1	-	-	-	-	-	-	-	-	6
Nicco Marchiol	1	-	-	-	-	-	-	-	-	6
Jaylen Anderson	1	-	-	-	-	-	-	-	-	6
DJ Oliver	1	-	-	-	-	-	-	-	-	6
Jahiem White	1	-	-	-	-	-	-	-	-	6
Kole Taylor	1	-	-	-	-	-	-	-	-	6
Danny King	-	-	2-2	-	-	-	-	-	-	2
Total	12	1-1	11-11	0	1	1	0	0	0	88
Opponents	7	4-6	7-7	0	0	0	0	0	0	61

Field Goals

Player	fg	pct.	01-19	20-29	30-39	40-49	50-99	lg	blk
Michael Hayes	1-1	100.0	0-0	0-0	0-0	1-1	0-0	42	0
Opponents	4-6	66.7	0-0	2-2	2-4	0-0	0-0	39	0

FG Sequence

Team Name	West Virginia	Opponents
Pittsburgh	(42)	(21),(36)
Penn St.		38,34,(25)
Duquesne		(39)

Numbers in (parentheses) indicate field goal was made

Total Offense

Player	g	plays	rush	pass	total	avg/g
Garrett Greene	3	68	105	402	507	169.0
CJ Donaldson	3	49	239	0	239	79.7
Nicco Marchiol	3	37	6	135	141	47.0
Jahiem White	2	12	110	0	110	55.0
Jaylen Anderson	3	28	107	0	107	35.7
DJ Oliver	1	10	38	0	38	38.0
Rodney Gallagher	3	2	8	0	8	2.7
Team	3	0	-12	0	-12	-4.0
Total	3	210	601	537	1138	379.3
Opponents	3	181	279	644	923	307.7

Punting

Player	no.	yds	avg	lg	tb	fc	i20	50+	blk
Oliver Straw	8	355	44.4	52	0	4	5	3	0
Leighton Bechdel	1	26	26.0	26	0	0	0	0	0
Team	1	0	0.0	0	0	0	0	0	1
Total	10	381	38.1	52	0	4	5	3	1
Opponents	13	546	42.0	56	1	1	1	2	0

Kickoffs

Player	no.	yds	avg	tb	ob	retn	net	ydl
Michael Hayes	12	766	63.8	5	0			
Danny King	3	195	65.0	2	0			
Total	15	961	64.1	7	0	4	40.7	24
Opponents	14	807	57.6	8	1	2	38.8	26



2023-24 West Virginia Football
Individual Statistics
All games

Page 3/3
as of Sep 18, 2023

All Purpose

Player	g	rush	rcv	pr	kr	ir	total	avg/g
CJ Donaldson	3	239	3	0	0	0	242	80.7
Hudson Clement	3	0	187	0	0	0	187	62.3
Jaylen Anderson	3	107	15	0	0	0	122	40.7
Jahiem White	2	110	6	0	0	0	116	58.0
Preston Fox	3	0	55	60	0	0	115	38.3
Kole Taylor	3	0	107	0	0	0	107	35.7
Garrett Greene	3	105	0	0	0	0	105	35.0
Devin Carter	2	0	105	0	0	0	105	52.5
Beanie Bishop Jr.	3	0	0	0	38	35	73	24.3
DJ Oliver	1	38	0	0	0	0	38	38.0
Avery Wilcox	3	0	0	0	0	34	34	11.3
Aubrey Burks	2	0	0	0	0	26	26	13.0
Rodney Gallagher	3	8	12	0	0	0	20	6.7
CJ Cole	3	0	17	0	0	0	17	5.7
Ja'Shaun Poke	1	0	11	0	0	0	11	11.0
Jeremiah Aaron	3	0	8	0	0	0	8	2.7
Traylon Ray	2	0	7	0	0	0	7	3.5
Nicco Marchiol	3	6	0	0	0	0	6	2.0
Cortez Braham	3	0	3	0	0	0	3	1.0
Treylan Davis	3	0	1	0	0	0	1	0.3
Jacolby Spells	3	0	0	-4	0	0	-4	-1.3
Team	3	-12	0	0	0	0	-12	-4.0
Total	3	601	537	56	38	95	1327	442.3
Opponents	3	279	644	2	88	0	1013	337.7



**2023-24 West Virginia Football
Overall Defense Statistics
All games**

Page 1/1
as of Sep 18, 2023

Team Defense

##	Player	gp	Tackles				Sacks		Pass defense		Fumbles		blkd	
			ua	a	tot	tfl/yds	no-yds	int-yds	brup	qbh	fr-yds	ff	kick	saf
1	Lee Kpogba	3	12	10	22	1.5-4	.	.	.	2
19	Trey Lathan	3	7	10	17	1-1	.	.	1	6
11	Beanie Bishop Jr.	3	12	4	16	0.5-1	.	2-35	2
10	Jared Bartlett	3	6	9	15	1-8	0.5-7
12	Anthony Wilson	3	9	5	14	0.5-0	.	.	2
13	Hershey McLaurin	3	5	5	10	1.5-7	0.5-6
91	Sean Martin	3	6	3	9	1-1
54	Fatorma Mulbah	3	3	5	8	2-5
93	Mike Lockhart	3	3	5	8	3-6
3	Tomiwa Durojaiye	3	4	3	7	2.5-12	2.5-12
5	Lance Dixon	3	4	3	7
2	Aubrey Burks	2	4	1	5	1.5-3	.	1-26
14	Malachi Ruffin	3	3	2	5	.	.	1-0	1
96	Edward Vesterinen	3	1	3	4
15	Ben Cutter	3	.	4	4	1-2
33	Jairo Faverus	2	1	2	3	0.5-1
55	Davoan Hawkins	3	.	3	3	1-2	.	.	1	1
0	Montre Miller	1	3	.	3
8	Tyrin Bradley	3	2	1	3	1-9	1-9	.	1
7	Andrew Wilson-Lamp	3	3	.	3
23	Keyshawn Cobb	2	.	2	2
6	Jacolby Spells	3	1	1	2	0.5-0
94	Hammond Russell IV	3	1	1	2
52	Corey McIntyre Jr.	1	1	.	1
36	Caden Biser	3	1	.	1	1-1
97	Jalen Thornton	3	.	1	1
99	Zeiqui Lawton	1	.	1	1	0.5-1
92	Asani Redwood	1	.	1	1
24	Marcis Floyd	1	.	1	1	.	.	.	1
31	Christion Stokes	1	.	1	1	0.5-1
44	Oreyend Fisher	1	.	1	1	0.5-1
22	Josiah Jackson	1	1	.	1
58	Nick Malone	3	.	1	1
45	Taurus Simmons	2	1	.	1
34	Avery Wilcox	3	1-34
Totals		3	94	90	184	23-66	5-34	5-95	9	9	0-0	0	0	0
Opponents		3	113	118	231	12-49	6-35	0-0	9	3	3-0	0	1	0



2023-24 West Virginia Football
Team Game-by-Game
All games

Page 1/1
as of Sep 18, 2023

		Rushing				Receiving				Passing				Kick Returns				Punt Returns				tot		
Date	Opponent	no.	yds	td	lg	no.	yds	td	lg	cmp	att	int	yds	td	lg	no.	yds	td	lg	no.	yds	td	lg	off
09/02/2023	at Penn St.	40	146	2	17	16	162	0	37	16	27	0	162	0	37	1	20	0	20	1	4	0	4	308
09/09/2023	Duquesne	49	304	4	39	17	315	4	70	17	32	0	315	4	70	0	0	0	0	4	37	0	16	619
09/16/2023	Pittsburgh	51	151	1	17	6	60	1	15	6	11	0	60	1	15	1	18	0	18	2	15	0	12	211
West Virginia		140	601	7	39	39	537	5	70	39	70	0	537	5	70	2	38	0	20	7	56	0	16	1138
Opponents		99	279	2	16	45	644	5	72	45	82	5	644	5	72	4	88	0	29	3	2	0	9	923

West Virginia Averages

Games	Avg/ rush	Avg/ catch	Pass effc	KR avg	PR avg	All purpose avg/game	Total offense avg/game
3	4.3	13.8	143.7	19.0	8.0	442.3	379.3

Date	Opponent	Tackles				Sacks		Fumble		Pass Defense			blkd	PAT attempts			off	
		ua	a	total	tfl-yds	no-yds	ff	fr-yds	int-yds	qbh	brup	kick	kick	rush	rcv	saf	t/o	pts
09/02/2023	at Penn St.	40	22	62	4.0-11	1-6	0	0-0	0-0	3	2	0	1-1	0	1	0	0	15
09/09/2023	Duquesne	22	34	56	14.0-39	3-19	0	0-0	2-29	4	3	0	8-8	0	0	0	14	56
09/16/2023	Pittsburgh	32	34	66	5.0-16	1-9	0	0-0	3-66	2	4	0	2-2	0	0	0	10	17
West Virginia		94	90	184	23.0-66	5-34	0	0-0	5-95	9	9	0	11-11	0	1	0	24	88
Opponents		113	118	231	12.0-49	6-35	0	3-0	0-0	3	9	1	7-7	0	0	0	7	61

		Punting										Field Goals			Kickoffs				
Date	Opponent	no.	yds	avg	long	blkd	tb	fc	50+	i20	md-att	long	blkd	no.	yds	avg	tb	ob	
09/02/2023	at Penn St.	4	170	42.5	50	0	0	4	1	2	0-0	0	0	2	130	65.0	1	0	
09/09/2023	Duquesne	2	78	39.0	52	0	0	0	1	1	0-0	0	0	9	573	63.7	5	0	
09/16/2023	Pittsburgh	4	133	33.3	50	1	0	0	1	2	1-1	42	0	4	258	64.5	1	0	
West Virginia		10	381	38.1	52	1	0	4	3	5	1-1	42	0	15	961	64.1	7	0	
Opponents		13	546	42.0	56	0	1	1	2	1	4-6	39	0	14	807	57.6	8	1	



2023-24 West Virginia Football
Opponents Game-by-Game
All games

Page 1/1
as of Sep 18, 2023

		Rushing				Receiving				Passing				Kick Returns				Punt Returns				tot		
Date	Opponent	no.	yds	td	lg	no.	yds	td	lg	cmp	att	int	yds	td	lg	no.	yds	td	lg	no.	yds	td	lg	off
09/02/2023	at Penn St.	35	146	2	14	22	332	3	72	22	30	0	332	3	72	1	19	0	19	0	0	0	0	478
09/09/2023	Duquesne	28	3	0	7	15	231	2	45	15	32	2	231	2	45	0	0	0	0	0	0	0	0	234
09/16/2023	Pittsburgh	36	130	0	16	8	81	0	27	8	20	3	81	0	27	3	69	0	29	3	2	0	9	211
Opponents		99	279	2	16	45	644	5	72	45	82	5	644	5	72	4	88	0	29	3	2	0	9	923
West Virginia		140	601	7	39	39	537	5	70	39	70	0	537	5	70	2	38	0	20	7	56	0	16	1138

Opponents Averages

Games	Avg/ rush	Avg/ catch	Pass effic	KR avg	PR avg	All purpose avg/game	Total offense avg/game
3	2.8	14.3	128.8	22.0	0.7	337.7	307.7

Date	Opponent	Tackles				Sacks	Fumble		Pass Defense			blkd	PAT attempts			off		
		ua	a	total	tfl-yds	no-yds	ff	fr-yds	int-yds	qbh	brup	kick	kick	rush	rcv	saf	t/o	pts
09/02/2023	at Penn St.	45	20	65	6.0-22	3-17	0	0-0	0-0	3	2	0	5-5	0	0	0	0	38
09/09/2023	Duquesne	36	50	86	4.0-11	1-2	0	2-0	0-0	0	4	0	2-2	0	0	0	7	17
09/16/2023	Pittsburgh	32	48	80	2.0-16	2-16	0	1-0	0-0	0	3	1	0-0	0	0	0	0	6
Opponents		113	118	231	12.0-49	6-35	0	3-0	0-0	3	9	1	7-7	0	0	0	7	61
West Virginia		94	90	184	23.0-66	5-34	0	0-0	5-95	9	9	0	11-11	0	1	0	24	88

		Punting										Field Goals			Kickoffs				
Date	Opponent	no.	yds	avg	long	blkd	tb	fc	50+	i20	md-att	long	blkd	no.	yds	avg	tb	ob	
09/02/2023	at Penn St.	2	75	37.5	46	0	0	0	0	0	1-3	25	0	7	443	63.3	6	0	
09/09/2023	Duquesne	7	267	38.1	49	0	0	0	0	0	1-1	39	0	4	175	43.8	0	1	
09/16/2023	Pittsburgh	4	204	51.0	56	0	1	1	2	1	2-2	36	0	3	189	63.0	2	0	
Opponents		13	546	42.0	56	0	1	1	2	1	4-6	39	0	14	807	57.6	8	1	
West Virginia		10	381	38.1	52	1	0	4	3	5	1-1	42	0	15	961	64.1	7	0	



2023-24 West Virginia Football
Team Game-by-Game Comparison
All games

Page 1/1
as of Sep 18, 2023

Opponent	Score	First Downs				Rushing Number-Yards	Passing		Total Offense Plays-Yards	Return Yards	Turn- Overs
		Total	Rush	Pass	Pen		Comp-Att.-Int	Yards			
Penn St.	15-38	17 / 27	10 / 9	7 / 16	0 / 2	40-146 / 35-146	16-27-0 / 22-30-0	162 / 332	67-308 / 65-478	24 / 19	0 / 0
Duquesne	56-17	30 / 10	17 / 1	12 / 9	1 / 0	49-304 / 28-3	17-32-0 / 15-32-2	315 / 231	81-619 / 60-234	66 / 0	2 / 2
Pittsburgh	17-6	14 / 12	9 / 8	3 / 3	2 / 1	51-151 / 36-130	6-11-0 / 8-20-3	60 / 81	62-211 / 56-211	99 / 71	1 / 3
Totals	88-61	61 / 49	36 / 18	22 / 28	3 / 3	140-601 / 99-279	39-70-0 / 45-82-5	537 / 644	210-1138 / 181-923	189 / 90	3 / 5

Opponents	3rd Down	4th Down	Time of Possession	TOP Margin	Avg Yds/Rush	Avg Yds/Pass	Avg Yds/Play	Punting Number-Avg	Penalties		Sacks
	Conversion	Conversion							Number-Yards		
Penn St.	4-14 / 3-9	3-6 / 1-1	31:16 / 28:44	02:32	3.7 / 4.2	6.0 / 11.1	4.6 / 7.4	4-42.5 / 2-37.5	5-55.0 / 1-5.0		1 / 3
Duquesne	6-13 / 5-16	3-5 / 0-1	31:39 / 28:21	03:18	6.2 / 0.1	9.8 / 7.2	7.6 / 3.9	2-39.0 / 7-38.1	4-30.0 / 3-35.0		3 / 1
Pittsburgh	4-12 / 4-13	1-3 / 0-2	33:13 / 26:47	06:26	3.0 / 3.6	5.5 / 4.1	3.4 / 3.8	4-33.3 / 4-51.0	4-52.0 / 9-65.0		1 / 2
Totals	14-39 / 12-38	7-14 / 1-4	96:08 / 83:52	12:16	4.3 / 2.8	7.7 / 7.9	5.4 / 5.1	10-38.1 / 13-42.0	13-137.0 / 13-105.0		5 / 6

Note: Game totals are displayed in the format TEAM/OPPONENT for each category



2023-24 West Virginia Football
Red-Zone Results
All games

Page 1/1
as of Sep 18, 2023

West Virginia Inside Opponent Red-Zone

Date	Opponent			Times In RZ	Times Scored	Total Pts	Rush TDs	Pass TDs	FGs Made	Failed to score inside RZ					
										FGA	Down	Int	Fumb	Half	Game
09/02/2023	at Penn St.	L	15-38	2	2	15	2	2	0	0	0	0	0	0	0
09/09/2023	Duquesne	W	56-17	6	5	35	5	4	1	0	0	0	0	1	0
09/16/2023	Pittsburgh	W	17-6	4	2	14	2	1	1	0	0	1	0	1	0
Totals 9 of 12 (75.0%)				12	9	64	9	7	2	0	0	1	0	2	0

Opponents Inside West Virginia Red-Zone

Date	Opponent			Times In RZ	Times Scored	Total Pts	Rush TDs	Pass TDs	FGs Made	Failed to score inside RZ					
										FGA	Down	Int	Fumb	Half	Game
09/02/2023	Penn St.	L	15-38	5	4	24	3	2	1	2	0	0	0	0	0
09/09/2023	Duquesne	W	56-17	2	2	10	1	0	1	1	0	0	0	0	0
09/16/2023	Pittsburgh	W	17-6	2	2	6	0	0	0	2	0	0	0	0	0
Totals 8 of 9 (88.9%)				9	8	40	4	2	2	5	0	0	0	0	0



2023-24 West Virginia Football
By Quarter Statistics
All games

Page 1/1
as of Sep 18, 2023

3rd-Down Conversions

Date	Opponent	Score	Overall	1st Qtr	2nd Qtr	3rd Qtr	4th Qtr	Overtime
09/02/2023	at Penn St.	L 15-38	4-14 28.6	1-4 25.0	0-2 0.0	1-4 25.0	2-4 50.0	0-0 0.0
09/09/2023	Duquesne	W 56-17	6-13 46.2	3-4 75.0	0-2 0.0	1-2 50.0	2-5 40.0	0-0 0.0
09/16/2023	Pittsburgh	W 17-6	4-12 33.3	1-3 33.3	2-3 66.7	0-2 0.0	1-4 25.0	0-0 0.0
West Virginia			14-39 35.9	5-11 45.5	2-7 28.6	2-8 25.0	5-13 38.5	0-0 0.0
Opponents			12-38 31.6	2-7 28.6	4-13 30.8	3-8 37.5	3-10 30.0	0-0 0.0

4th-Down Conversions

Date	Opponent	Score	Overall	1st Qtr	2nd Qtr	3rd Qtr	4th Qtr	Overtime
09/02/2023	at Penn St.	L 15-38	3-6 50.0	1-1 100.0	0-1 0.0	1-2 50.0	1-2 50.0	0-0 0.0
09/09/2023	Duquesne	W 56-17	3-5 60.0	0-0 0.0	1-2 50.0	0-1 0.0	2-2 100.0	0-0 0.0
09/16/2023	Pittsburgh	W 17-6	1-3 33.3	0-1 0.0	0-0 0.0	1-1 100.0	0-1 0.0	0-0 0.0
West Virginia			7-14 50.0	1-2 50.0	1-3 33.3	2-4 50.0	3-5 60.0	0-0 0.0
Opponents			1-4 25.0	0-0 0.0	0-0 0.0	0-1 0.0	1-3 33.3	0-0 0.0

Time of Possession

Date	Opponent	Score	Overall	1st Qtr	2nd Qtr	3rd Qtr	4th Qtr	Overtime
09/02/2023	at Penn St.	L 15-38	31:16	05:48	09:36	07:17	08:35	00:00
09/09/2023	Duquesne	W 56-17	31:39	04:43	09:13	06:53	10:50	00:00
09/16/2023	Pittsburgh	W 17-6	33:13	05:10	08:30	09:54	09:39	00:00
West Virginia			Total	15:41	27:19	24:04	29:04	00:00
			Avg.	05:14	09:06	08:01	09:41	00:00
Opponents			Total	22:37	24:23	15:09	21:43	00:00
			Avg.	07:32	08:08	05:03	07:14	00:00



2023-24 West Virginia Football
Games Played
All games

Page 1/2
as of Sep 18, 2023

##	Player	GP-GS	PSU	DU	UP
0	Jaylen Anderson	3/2	START	XXX	START
0	Montre Miller	1/0	XXX
1	Lee Kpogba	3/3	START	START	START
1	Jeremiah Aaron	3/0	XXX	XXX	XXX
2	Aubrey Burks	2/2	...	START	START
2	Rodney Gallagher	3/0	XXX	XXX	XXX
3	Tomiwa Durojaiye	3/0	XXX	XXX	XXX
3	Ja'Shaun Poke	1/0	...	XXX	...
4	CJ Donaldson	3/2	XXX	START	START
5	Lance Dixon	3/0	XXX	XXX	XXX
5	Devin Carter	2/2	START	...	START
6	Garrett Greene	3/3	START	START	START
6	Jacolby Spells	3/0	XXX	XXX	XXX
7	Andrew Wilson-Lamp	3/2	START	START	XXX
7	Traylon Ray	2/0	XXX	...	XXX
8	Nicco Marchiol	3/0	XXX	XXX	XXX
8	Tyrin Bradley	3/0	XXX	XXX	XXX
10	Jared Bartlett	3/3	START	START	START
10	Jarel Williams	3/0	XXX	XXX	XXX
11	Cortez Braham	3/2	START	START	XXX
11	Beanie Bishop Jr.	3/3	START	START	START
12	Anthony Wilson	3/3	START	START	START
13	Hershey McLaurin	3/3	START	START	START
13	EJ Horton	1/0	XXX
14	Malachi Ruffin	3/1	XXX	XXX	START
15	Ben Cutter	3/0	XXX	XXX	XXX
15	Scott Kean	0/0
15	Noah Massey	1/0	...	XXX	...
16	Sean Boyle	0/0
17	Jackson Crist	0/0
18	Tirek Austin-Cave	1/0	XXX
18	Grant Cochran	0/0
19	Graeson Malashevich	3/0	XXX	XXX	XXX
19	Trey Lathan	3/3	START	START	START
20	DJ Oliver	1/0	...	XXX	...
22	Michael Hayes	3/0	XXX	XXX	XXX
22	Josiah Jackson	1/0	...	XXX	...
22	Jahiem White	2/0	...	XXX	XXX
23	Keyshawn Cobb	2/0	XXX	XXX	...
24	Marcis Floyd	1/0	XXX
25	Tyler Evans	1/0	...	XXX	...
25	Jordan Jackson	1/0	...	XXX	...
26	Justin Johnson Jr.	1/0	XXX
27	Davis Mallinger	0/0
28	Aden Tagaloa-Nelson	1/0	...	XXX	...
29	Preston Fox	3/0	XXX	XXX	XXX
29	Deuce Shabazz	0/0
30	Brayden Dudley	0/0
30	Judah Price	0/0
31	Christion Stokes	1/0	...	XXX	...
32	Raleigh Collins III	1/0	...	XXX	...
33	Jairo Faverus	2/0	XXX	XXX	...
34	Avery Wilcox	3/0	XXX	XXX	XXX
35	Luke Hamilton	3/0	XXX	XXX	XXX
36	Caden Biser	3/0	XXX	XXX	XXX
36	Noah Braham	0/0
37	Jayden Bell	0/0
38	Macguire Moss	1/0	...	XXX	...
38	Donald Brandel	1/0	...	XXX	...
39	Danny King	1/0	...	XXX	...



2023-24 West Virginia Football
Games Played
All games

Page 2/2
as of Sep 18, 2023

##	Player	GP-GS	PSU	DU	UP
39	Quayvon Cyrus	0/0
40	Josiah Trotter	0/0
41	Oliver Straw	3/0	XXX	XXX	XXX
41	Kam Shallis	0/0
42	RJ Kocan	0/0
43	Austin Brinkman	3/0	XXX	XXX	XXX
43	Colin McBee	2/0	...	XXX	XXX
44	Oreyend Fisher	1/0	...	XXX	...
45	Taurus Simmons	2/0	...	XXX	XXX
46	Luke Savino	0/0
47	Anthony Del Negro	0/0
48	Tyler Cain	0/0
48	Nate Flower	0/0
49	Taran Fitzpatrick	1/0	...	XXX	...
49	Austin Welch	0/0
50	Brandon Yates	2/2	...	START	START
52	Nick Krahe	1/0	...	XXX	...
52	Corey McIntyre Jr.	1/0	...	XXX	...
54	Zach Frazier	2/2	...	START	START
54	Fatorma Mulbah	3/0	XXX	XXX	XXX
55	Tomas Rimac	2/2	...	START	START
55	Davoan Hawkins	3/0	XXX	XXX	XXX
56	Sullivan Weidman	1/0	...	XXX	...
56	James Heard Jr.	1/0	...	XXX	...
58	Nick Malone	3/1	XXX	START	XXX
60	Johnny Williams IV	1/0	...	XXX	...
63	Bryce Biggs	2/0	XXX	XXX	...
64	Cooper Young	1/0	...	XXX	...
66	Ja'Quay Hubbard	2/0	XXX	XXX	...
67	Landen Livingston	1/0	...	XXX	...
71	Maurice Hamilton	0/0
72	Doug Nester	2/2	...	START	START
74	Wyatt Milum	2/2	...	START	START
76	Charlie Katarincic	1/0	...	XXX	...
80	TJ Johnson	0/0
81	Treytan Davis	3/1	START	XXX	XXX
82	Victor Wikstrom	3/0	XXX	XXX	XXX
83	CJ Cole	3/0	XXX	XXX	XXX
84	Hudson Clement	3/2	XXX	START	START
85	Ryan Wolfe	0/0
86	Will Dixon	1/0	...	XXX	...
87	Derek Berlitz	1/0	...	XXX	...
87	Kole Taylor	3/3	START	START	START
88	Donovan Grayson	0/0
89	DJ Cotton	1/0	...	XXX	...
89	Carson Everhart	0/0
91	Sean Martin	3/3	START	START	START
92	Asani Redwood	1/0	XXX
93	Mike Lockhart	3/3	START	START	START
94	Hammond Russell IV	3/0	XXX	XXX	XXX
95	Zachariah Keith	0/0
96	Edward Vesterinen	3/3	START	START	START
97	Jalen Thornton	3/0	XXX	XXX	XXX
98	Leighton Bechdel	1/0	...	XXX	...
98	Harry Hilvert	1/0	...	XXX	...
99	Zeiqui Lawton	1/0	...	XXX	...
99	Ronan Swope	0/0