



# MOUNTAINEER BASEBALL

PO BOX 877 // MORGANTOWN, WV 26507-0877 // 304.293.2821 PHONE

WVUSPORTS.COM

f WVU Baseball @WVUBaseball @WVUBaseball

## GAME 56// NO. 3 WVU (39-16) vs NO. 6 TEXAS TECH (37-19)

May 24, 2023 | Globe Life Field | Arlington, Texas



Wednesday, May 24 vs. Texas Tech 8:30 p.m. ET/7:30 p.m. CT  
Video ..... Big 12 Now on ESPN+  
Radio ..... Mountaineer Sports Network (100.9 FM)  
Stats ..... WVUsports.com



### PROBABLE STARTING PITCHERS

David Hagaman • RHP • R-Fr.  
1-1, 2.30 ERA, 31 K, 13 BB, 31.1 IP

2023 Stats  
Wednesday

Mason Molina • LHP • So.  
4-2, 3.91 ERA, 92 K, 30 BB, 71.1 IP

### QUICK HITS

- West Virginia is in its 128th season of baseball
- Randy Mazey is in his 11th season at the helm in Morgantown. The veteran skipper is 335-246 with the Mountaineers and owns 521 career wins as a head coach
- In the Big 12 Preseason Poll, the Mountaineers were picked sixth.
- Mazey has led West Virginia to a .500-or-better record in nine of his 10 seasons on campus.
- The Mountaineers' 55-game schedule features 12 opponents that reached the 2022 NCAA Tournament.
- Of those 12 opponents that reached the 2022 NCAA Tournament, four of them hosted regionals – Georgia Southern, Maryland, Texas, and Oklahoma State.
- 2023 will be the ninth season the Mountaineers play at Wagener Field at Monongalia County Ballpark. The Field was named after Rick and Jay Wagener on Aug. 30, 2021, following a major gift donation to the program. Rick Wagener was a standout pitcher at WVU from 1968-71.
- WVU played 24 home games this spring. The squad has never had a losing record in the facility's eight-year history and put up their best record this season with a 18-6 record at home.
- The Mountaineers claimed their first Big 12 title in program history as they finished 15-9 in league play, tied atop the standings with Texas and Oklahoma State.
- Sophomore JJ Wetherholt was named Big 12 Player of the Year while Randy Mazey was named Coach of the Year.
- Wetherholt leads all Power 5 hitters with a .447 batting average, second-highest in the nation and was recently named a semifinalist for both the Golden Spikes Award and the Dick Howser Trophy
- Juniors Ben Hampton and Carlson Reed joined Wetherholt on the All-Big 12 First Team while juniors Braden Barry and Landon Wallace as well as graduate Blaine Traxel earned second team honors.

### 2023 SCHEDULE

Overall: 39-16	Big 12: 15-9	Non-Conference: 24-7
Home: 18-6	Away: 19-10	Neutral: 2-0
Fri., Feb. 17	at Georgia Southern	L, 3-4
Sat., Feb. 18	at Georgia Southern	L, 2-6
Sun., Feb. 19	at Georgia Southern	W, 13-4
Tue., Feb. 21	at #13 Maryland	W, 8-6
Fri., Feb. 24	at Arizona	W, 6-5 (11)
Sat., Feb. 25	at Arizona	W, 5-1
Sun., Feb. 26	at Arizona	L, 5-15
Mon., Feb. 27	at Arizona Diamondbacks (Exh.) ^	L, 0-6
Sat., March 4	at VCU	W, 8-5
Sat., March 4	vs. Canisius	W, 3-2
Sun., March 5	at Richmond	L, 3-7
Wed., March 8	Canisius	W, 8-1
Fri., March 10	Minnesota	W, 15-7
Sat., March 11	Minnesota	W, 7-2
Sun., March 12	Minnesota	W, 7-4
Tue., March 14	at Appalachian State%	W, 18-1
Wed., March 15	at Appalachian State	W, 18-5
Sat., March 18	at UNC Greensboro	W, 28-2
Sat., March 18	at UNC Greensboro	W, 4-1
Sun., March 19	at UNC Greensboro	W, 8-0
Tue., March 21	Hofstra	L, 2-4
Wed., March 22	Hofstra	W, 6-5 (10)
Fri., March 24	Xavier	W, 5-4
Sat., March 25	Xavier	W, 7-2
Sun., March 26	Xavier	L, 3-8
Tue., March 28	Marshall	W, 9-7
Fri., March 31	at Kansas State*	W, 8-3
Sat., April 1	at Kansas State*	L, 1-7
Sun., April 2	at Kansas State*	W, 10-6
Wed., April 5	at Marshall	W, 15-9
Fri., April 7	Kansas*	L, 3-5
Sat., April 8	Kansas*	L, 7-10
Sun., April 9	Kansas*	W, 12-3
Tue., April 11	at Penn State	L, 6-11
Fri., April 14	at Oklahoma State*	W, 6-3
Sat., April 15	at Oklahoma State*	W, 9-5
Sun., April 16	at Oklahoma State*	L, 6-11
Wed., April 19	vs. Pitt&	W, 9-4
Fri., April 21	TCU*	W, 5-4
Sat., April 22	TCU*	W, 7-4
Sun., April 23	TCU*	W, 17-7 (7)
Tue., April 25	Penn State	W, 14-2
Fri., April 28	at Baylor*	W, 5-4
Sat., April 29	at Baylor*	W, 10-0
Sun., April 30	at Baylor*	W, 18-4
Wed., May 3	Pitt	W, 10-0 (7)
Fri., May 5	Oklahoma*	W, 9-3
Sat., May 6	Oklahoma*	L, 3-6
Sun., May 7	Oklahoma*	W, 9-3
Wed., May 10	at Pitt	W, 9-8
Fri., May 12	Texas Tech*	L, 2-5
Sat., May 13	Texas Tech*	W, 17-2
Sun., May 14	Texas Tech*	W, 5-3
Thur., May 18	at Texas*	L, 2-12
Fri., May 19	at Texas*	L, 4-10
Sat., May 20	at Texas*	L, 3-7
May 24	Texas Tech!	8:30 p.m.
May 25	Oklahoma State/Oklahoma!	1:30 p.m./8:30 p.m.

^ - Scottsdale, Ariz.

% - Hickory, N.C.

\* - Big 12 Conference Game

& - PNC Park, Pittsburgh, Pa.

! - Phillips 66 Big 12 Baseball Championship, Arlington, Texas



## QUICK FACTS

### General Information

Location	Morgantown, W.Va.
Founded	1867
Nickname	Mountaineers
Conference	Big 12
Enrollment	27,367
Colors	Old Gold (PMS 124) and Blue (295 C)
President	Dr. E. Gordon Gee (Utah, '68)
Director of Athletics	Wren Baker (SE Oklahoma St., '01)
Athletic Department Phone	304-293-5621
Ticket Office Phone	1-800-WVU GAME

### Coaches and Staff

Head Coach	Randy Mazey (11th Season)
Alma Mater	Clemson ('88)
WVU Record	335-246
Career Record	.521-406-2 (17th Season)
Associate Head Coach	Steve Sabins (8th Season)
Alma Mater	Embry-Riddle ('11)
Assistant Coach	Mark Ginther (5th Season)
Alma Mater	Oklahoma State ('13)
Volunteer Assistant	Jacob Garcia (4th Season)
Alma Mater	Northern Colorado ('18)
Director of Baseball Operations	Joey Cuomo (4th Season)
Strength Coach	Kelly Cosgrove (1st Season)
Athletic Trainer	Steven Rosier (1st Season)
Dir. of Player Development	Justin Oney (1st season)

### Baseball History

First Season	1892
Seasons	128th Season (131 Years)
All-Time Record	.2,292-1,666-17
All-Time Big 12 Record (Since 2013)	114-122
NCAA Tournaments (Record)	13 (11-26)
1955, 1961, 1962, 1963, 1964, 1967, 1982, 1985, 1987, 1994, 1996, 2017, 2019	
Conference Championships	.20 (15 Reg, 5 Tourney)
Regular Season: 1955, 1961, 1962, 1963, 1964, 1967 (SoCon); 1981, 1982 (Eastern 8); 1984, 1985, 1986, 1987, 1988 (A-10); 1996 (Big East); 2023 (Big 12)	
Tournament: 1982 (Eastern 8); 1985, 1987, 1994 (A-10); 1997 (Big East)	

### Wagener Field at Monongalia County Ballpark

Capacity	3,500
Record Crowd	4,355 (5/31/19)
First Season	2015
All-Time Record	125-66
Playing Surface	AstroTurf w/ Clay Mound
Dimensions	RF/LF - 325, RC/LC - 375, CF - 400

### Team Information

Lettermen Returning/Lost	18/21
Starting Position Players Returning/Lost	5/4
Position Players Returning/Lost	7/10
Pitchers Returning/Lost	11/11
Newcomers	20
2022 Record (Big 12)	33-22 (14-10)
2022 Postseason	n/a

## FOLLOWING THE MOUNTAINEERS

Website	WVUsports.com
Twitter	@WVUBaseball
Facebook	/WVUBaseball
Instagram	@WVUBaseball
Coach Mazey	@CoachMazey

### WVUsports.com

For official news, notes and more on the Mountaineer baseball team, visit WVUsports.com, the official website of the West Virginia University Mountaineers.

### Social Media: @WVUBaseball

Don't miss a pitch this season by following and connecting with the Mountaineers on social media. By following @WVUBaseball on Twitter, Facebook and Instagram, fans will get official news and notes, behind-the-scenes updates and an exclusive look at the team both on and off the field.

## MOUNTAINEERS ON THE RADIO

Market	Affiliates	Frequency
Charleston	WJYP-AM	1300
Charleston	WMON-AM	1340
Charleston	WSCW-AM	1410
Clarksburg	WPDJ-AM	750
Clarksburg	WPDJ-FM	104.9
Fisher	WELD-FM	101.7
Fisher	WELD-AM	690
Fisher	WQWV-FM	103.7
Hinton	WMTD-FM	102.3
Martinsburg	WRNR-AM	740
Martinsburg	WRNR-FM	106.5
Morgantown	WZST-FM	100.9
Moundsville	WVLY-FM	97.7
Moundsville	WVLY-AM	1370
Richwood	WVAR-AM	600
Summersville	WVAR-FM	92.5
Sutton-Gassaway	WSGB-AM	1490
Sutton-Flatwoods	WSGB-FM	96.5
Wheeling	WKKK-FM	98.1
Wheeling	WKKK-AM	1600

## MEDIA INFORMATION

The West Virginia University Athletics Communications Office will be available throughout the 2023 season to accommodate any media requests.

### Interviews During the Week

Any member of the media wishing to interview a student-athlete or member of the coaching staff during the week are asked to contact WVU baseball SID Adam Grossman (adam.grossman@mail.wvu.edu or 304-293-2821) at least 24 hours in advance.

### Postgame Interviews

Postgame interviews for all home games with coaches and select student-athletes will take place on the field approx. 15-20 minutes following the conclusion of the game.

### Big 12 Now on ESPN+

All 2023 home games will be featured live on Big 12 Now on ESPN+. The new digital home of the Big 12 Conference is available via the ESPN App, ESPN.com or ESPNPlus.com for just \$9.99 per month (or \$99.99 per year) and can be canceled at any time.

Subscribers can watch ESPN+ on the ESPN App via most major mobile and connected-TV platforms, including iPhone, iPad, AppleTV, Android devices, Roku, Chromecast, FireTV, XBOX, PlayStation, Oculus Go and Samsung-connected TVs. It is also available via ESPN.com on the web.

In the spring of 2019, the Big 12 Conference and ESPN agreed to significantly expand their existing rights agreement, which runs through 2024-25. Under the expanded agreement, hundreds of additional Big 12 sports events annually are distributed on the Big 12 Now on ESPN+ digital platform.

### Radio

WVU baseball can be heard on the radio throughout the state on the Mountaineer Sports Network. Andrew Caridii will have the play-by-play call, while Jake Weghorst provides color commentary.

### Radio Schedule

The 2023 radio schedule began on March 21, vs. Hofstra, and continues with every game through the end of the season, including the postseason.

### Listen for Free Online and on Mobile

Fans can listen to every broadcast of Mountaineer baseball for free on the WVU Gameday App and the TuneIn App on their mobile device, as well as online at WVUsports.com.

### Receiving Information

Media members may receive press releases, notes and more via e-mail. To be added to the e-mail list, please e-mail adam.grossman@mail.wvu.edu.

### WVUsports.com

Visit WVUsports.com for player and coaching staff bios, the latest news, stories and updated stats and the WVU baseball media guide and record book.

### Athletics Communications

Baseball SID	Adam Grossman
Office Phone	304-293-2821
Cell Phone	304-288-8124
E-mail	adam.grossman@mail.wvu.edu
Fax	304-293-4105
Mailing Address	PO Box 0877 Morgantown, WV 26507-0877

## 2023 NUMERICAL ROSTER

No.	Name	Pos.	Yr.	Ht.	Wt.	B/T	Hometown	High School/Last School
1	Kevin Dowdell	LHP/OF	Gr.	6-1	210	L/L	Montevallo, Ala.	Calera HS/Calhoun CC
2	Tevin Tucker	INF	Gr.	6-0	180	R/R	Prince George, Va.	Prince George HS
5	Tyler Cox	OF	So.	5-10	185	L/R	Westbury, N.Y.	W.T. Clarke HS
6	Evan Smith	OF	So.	6-2	205	L/R	Ashburn, Va.	Briar Woods HS
7	Michael McKinney	INF	Fr.	6-3	160	R/R	Sophia, W. Va.	Independence HS/NC State
8	Dayne Leonard	C/INF	Gr.	6-0	195	R/R	Spring Green, Wis.	River Valley HS/Virginia Tech
9	Grant Hussey	1B	So.	6-3	225	L/R	Washington, W. Va.	Parkersburg South HS
11	Ben Hampton	LHP	Jr.	6-1	205	L/L	De Pere, Wis.	West De Pere HS
12	Blaine Traxel	RHP	Gr.	5-10	200	R/R	Burbank, Calif.	Bishop Alemany HS/Cal State Northridge
13	Braden Barry	OF	Jr.	6-4	190	R/R	Louisville, Ky.	Trinity HS
15	Maxx Yehl	LHP	Fr.	6-6	210	L/L	Portville, N.Y.	Portville Central HS
16	David Hagaman	RHP	R-Fr.	6-4	190	R/R	Egg Harbor City, N.J.	Holy Spirit HS
17	Carlson Reed	RHP	Jr.	6-4	195	L/R	Marietta, Ga.	Marietta HS
18	Skylar King	OF	Fr.	6-1	180	L/L	Columbia, S.C.	Brookland-Cayce HS
19	Tré Keels	OF	Fr.	6-0	185	R/R	Portsmouth, Va.	IMG Academy
20	Nick Matson	LHP	Fr.	5-11	160	R/L	Nanticoke, Pa.	Greater Nanticoke Area HS
21	Cole Fehrman	LHP	Fr.	6-3	180	R/L	Doylestown, Pa.	Central Bucks-West HS
23	Ellis Garcia	INF	Fr.	6-0	215	R/R	Elmwood Park, N.J.	P27 Academy
24	Aidan Major	RHP	So.	5-11	200	L/R	Mill Hall, Pa.	Central Mountain HS
25	Landon Wallace	OF	Jr.	6-2	170	R/R	Roseville, Calif.	Roseville HS/Nevada
26	Nick Barone	1B	Fr.	6-0	175	R/R	Montoursville, Pa.	Loyalsock Township HS
27	JJ Wetherholt	INF	So.	5-10	190	L/R	Mars, Pa.	Mars Area HS
30	Bryce Amos	RHP	Fr.	6-5	235	R/R	Shadyside, Ohio	Shadyside HS
31	Jake Carr	LHP	Sr.	5-10	170	L/L	St. Albans, W. Va.	St. Albans HS
32	Chris Sleeper	RHP	So.	6-3	225	R/R	Henrietta, N.Y.	Rush-Henrietta HS
33	Logan Sauve	C	Fr.	5-10	185	R/R	Boiling Springs, Pa.	Cumberland Valley HS
35	Gavin Van Kempen	RHP	Fr.	6-6	225	R/R	Castleton, N.Y.	Maple Hill HS
36	Noah Short	RHP	Gr.	6-1	195	R/R	Scott Depot, W. Va.	Hurricane HS/Morehead State
37	Grant Siegel	RHP	So.	6-1	195	R/R	Fort Lauderdale, Fla.	University School/Tulane
40	Carson Estridge	RHP	Fr.	6-7	210	L/R	Haymarket, Va.	Battlefield HS
41	Sam White	C/INF	Fr.	5-11	195	L/R	Aurora, Ontario, Canada	Aurora HS
42	Tommy Beam	RHP	R-Fr.	6-7	205	R/R	Gibsonia, Pa.	Pine-Richland HS
43	Robby Porco	RHP	Fr.	6-8	235	R/R	Warrington, Pa.	Central Bucks-South HS
44	Keegan Allen	RHP	So.	6-0	185	R/R	Rogers, Ark.	Bentonville HS/Oklahoma
45	Michael Kilker	RHP	So.	6-2	205	R/R	Hazleton, Pa.	Hazleton Area HS
46	Will Watson	RHP	So.	6-6	245	R/R	Brampton, Ontario, Canada	David Suzuki Secondary
50	Caleb McNeely	INF	R-Sr.	6-1	180	R/R	Versailles, Ky.	Woodford County HS/Walters State CC
83	Zack Ramppen	C/INF	Fr.	5-9	200	R/R	New Canaan, Conn.	New Canaan HS

## 2023 ALPHABETICAL ROSTER

No.	Name	Pos.
44	Keegan Allen	RHP
40	Bryce Amos	RHP
26	Nick Barone	1B
13	Braden Barry	OF
42	Tommy Beam	RHP
31	Jake Carr	LHP
5	Tyler Cox	OF
1	Kevin Dowdell	LHP/OF
40	Carson Estridge	RHP
21	Cole Fehrman	LHP
23	Ellis Garcia	INF
16	David Hagaman	RHP
11	Ben Hampton	LHP
9	Grant Hussey	1B
19	Tré Keels	OF
45	Michael Kilker	RHP
18	Skylar King	OF
8	Dayne Leonard	C/INF
24	Aidan Major	RHP
20	Nick Matson	LHP
7	Michael McKinney	INF
50	Caleb McNeely	INF
43	Robby Porco	RHP
83	Zack Ramppen	C/INF
17	Carlson Reed	RHP
33	Logan Sauve	C
36	Noah Short	RHP
37	Grant Siegel	RHP
32	Chris Sleeper	RHP
6	Evan Smith	OF
12	Blaine Traxel	RHP
2	Tevin Tucker	INF
35	Gavin Van Kempen	RHP
25	Landon Wallace	OF
46	Will Watson	OF
27	JJ Wetherholt	INF
41	Sam White	C/INF
15	Maxx Yehl	LHP

### COACHES AND STAFF

Head Coach: Randy Mazey – 11th season  
Associate Head Coach: Steve Sabins – 8th season  
Assistant Coach: Mark Ginther – 5th season  
Volunteer Assistant: Jacob Garcia – 4th season  
Director of Baseball Operations: Joey Cuomo  
Director of Player Development: Justin Oney  
Strength & Conditioning Coach: Kelly Cosgrove  
Athletic Trainer: Steven Rosier  
Equipment Manager: Michael Stokes

### PRONUNCIATION GUIDE

Nick <b>Barone</b>	Buh-rone
Kevin <b>Dowdell</b>	Dow-dell
Cole <b>Fehrman</b>	Ferr-man
Grant <b>Hussey</b>	Huss-ee
Randy <b>Mazey</b>	May-zee
Steve <b>Sabins</b>	Say-bins
Logan <b>Sauve</b>	Saw-vay
Grant <b>Siegel</b>	Seeg-ell
Maxx <b>Yehl</b>	Yell

### ROSTER BREAKDOWN

#### By Class

Freshmen	15
Redshirt Freshmen	2
Sophomores	10
Juniors	4
Seniors	1
Redshirt Seniors	1
Graduate Students	5

#### By Position

Catchers	3
Infielders	10
Outfielders	7
Right-Handed Pitchers	15
Left-Handed Pitchers	6

#### By State

Pennsylvania	9
New York, Virginia, West Virginia	4
California, Kentucky, New Jersey, Ontario, Wisconsin	2
Alabama, Arkansas, Connecticut, Florida	
Georgia, Ohio, South Carolina	1



## THIS WEEK IN THE BIG 12...

### TUESDAY, MAY 16

Game 1 - No. 4 TCU vs. No. 5 Kansas State	10 a.m.
Game 2 - No. 1 Texas vs. No. 8 Kansas	1:30 p.m.
Game 3 - No. 2 Oklahoma State vs. No. 7 Oklahoma	5 p.m.
Game 4 - No. 3 West Virginia vs. No. 6 Texas Tech	8:30 p.m.

### THURSDAY, MAY 18

Game 5 - Game 1 Loser vs. Game 2 Loser	10 a.m.
Game 6 - Game 3 Loser vs. Game 4 Loser	1:30 p.m.
Game 7 - Game 1 Winner vs. Game 2 Winner	5 p.m.
Game 8 - Game 3 Winner vs. Game 4 Winner	8:30 p.m.

### FRIDAY, MAY 19

Game 9 - Game 7 Loser vs. Game 5 Winner	4 p.m.
Game 10 - Game 8 Loser vs. Game 6 Winner	7:30 p.m.

### SATURDAY, MAY 20

Game 11 - Game 9 Winner vs. Game 7 Winner	10 a.m.
Game 12 - Game 8 Winner vs. Game 10 Winner	1:30 p.m.
Game 13 - Game 11 Loser vs. Game 11 Winner*	5 p.m.
Game 14 - Game 12 Loser vs. Game 12 Winner*	5/8:30 p.m.

### SATURDAY, MAY 20

Game 15 - Championship Game	5 p.m.
-----------------------------	--------

\*If Necessary

## 2023 BIG 12 STANDINGS

Team	Big 12		Overall	
	Record	Pct.	Record	Pct
No. 1 Texas	15-9	.625	38-18	.679
No. 2 Oklahoma St.	15-9	.625	37-16	.698
No. 3 West Virginia	15-9	.625	39-16	.709
No. 4 TCU	13-11	.542	33-22	.600
No. 5 Kansas St.	13-11	.542	33-22	.600
No. 6 Texas Tech	12-12	.500	37-19	.661
No. 7 Oklahoma	11-13	.458	30-24	.556
No. 8 Kansas	8-16	.333	24-30	.444

Updated 5/22/23



## KEY TEAM NOTES

- Since debuting as a program in 1892, WVU has logged more than 2,200 wins, produced 27 Major League Baseball players, 24 All-Americans and one United States Olympian.
- The 2023 campaign marks the 131st year and 128th season of baseball at WVU. The Mountaineers are the second-oldest program in the Big 12.
- The Mountaineers were just one of five Power Five teams in 2022 to not lose more than two consecutive games. The other four were regional hosts Tennessee, Texas A&M, Maryland, and Auburn. The sweep at Texas last weekend was the first since getting swept by fifth-ranked TCU, April 30 - May 1, 2021.
- Redshirt-senior Noah Short, junior Ben Hampton, and sophomore JJ Wetherholt each received All-Big 12 Honorable Mention status. Wetherholt and Chris Sleeper also earned spots on the All-Big 12 Freshman Team.
- Two key players the Mountaineers will have to replace are pitcher Trey Braithwaite and outfielder Austin Davis who each earned spots on the All-Big 12 First Team. Braithwaite was also named to the NCBWA All-America Third Team.
- Redshirt-senior Dayne Leonard led WVU in 2022 with a .331 average while Grant Hussey returns to the lineup after leading the Mountaineers with 11 home runs as a freshman.
- West Virginia welcomes 20 newcomers to the mix this season made up of 15 true freshmen and five transfers.

## THE MAZEY EFFECT

Coach Randy Mazey is in his 11th season at the helm in Morgantown and owns a 335-246 mark with the Mountaineers.

- Mazey was named the Big 12 Coach of the Year and ABCA East Regional Coach of the Year in 2019, after leading West Virginia to its second NCAA Tournament appearance in three years.
- He became the first coach in WVU history to be selected for the Big 12's yearly honor, while the ABCA accolade was his second in three seasons and the fourth ever for a WVU coach.
- Mazey's Mountaineer teams have won at least 30 games in five different campaigns and have finished .500 or better in nine of his 10 seasons at the helm.
- Mazey's 2019 club won 38 games, the most in his WVU tenure and second-most in school history, sitting only behind the 1994 squad (40 wins).
- Last season's game against Baylor on April 9 marked Mazey's 500th game as the skipper of the Mountaineers.
- Now in his 17th season as a head coach, he is 521-406-2 in his career.
- He picked up his 500th win against Xavier. The first win of his career also came against Xavier in 1994 when he was the head coach at Charleston Southern.

## HOMEGROWN TALENT

Four West Virginia natives are featured on the 2023 roster, tied for the second-most of any state (Pennsylvania, 9). Together, the group understands as well as anyone in the program about the honor and unique opportunity to represent the citizens of the Mountain State.

- The group includes redshirt-senior Noah Short (Scott Depot), senior Jake Carr (St. Alban's), sophomore Grant Hussey (Parkersburg), and freshman Michael McKinney (Sophia).

## COUNTRY ROADS, TAKE ME HOME

Along with the squad's five in-state products, WVU is represented by 15 total states this season plus Canada.

- Pennsylvania leads the list with nine representatives, ahead of West Virginia (four), New York (four), and Virginia (four). WVU has two players from California, Kentucky, New Jersey, Wisconsin, Florida, Alabama, Arkansas, Connecticut, and Ontario, as well as one from Georgia, Ohio, and South Carolina.

## MOUNTAINEER BREAKDOWN

Take a look inside WVU's 38-man roster this spring:

- The roster is comprised of 15 freshmen, two redshirt-freshman, 10 sophomores, four juniors, two seniors, four redshirt-seniors, and one fifth-year senior
- The group consists of four catchers, 10 infielders, seven outfielders, 15 RHPs and six LHPs.
- WVU also has a total of four players with the ability to play multiple positions in the field, as noted on the squad's roster page.

## VETERAN ADDITIONS

West Virginia stocked up with veteran talent over the offseason, adding four players with prior Division I experience in addition to a standout junior college player.

- Pitchers Grant Siegel (Tulane) and Keegan Allen (Oklahoma) both transfer in as sophomores. Siegel went 7-1 with a 3.02 ERA and 53 strikeouts with the Green Wave as a freshman while Allen logged 7.0 innings on the mound as the Sooners finished National Runner-Up.
- Outfielder Landon Wallace comes to Morgantown after playing two years at Nevada where he hit .331 in 78 games for the Wolfpack.
- Infielder Caleb McNeely comes to WVU after hitting .376 with 49 home runs in three seasons at Walters State and was named the TCCAA Player of the Year in 2022
- Pitcher Blaine Traxel is the most-experienced transfer, having played four years at Cal State Northridge where he had a 3.43 ERA with 214 strikeouts in 270.1 innings pitched. He was also named All-Big West each of the past two seasons.



## BRING IT ON

Once again this season, the Mountaineers will endure several stiff tests in its non-conference slate, mixed in with the always competitive Big 12 Conference.

- WVU has 12 opponents on its schedule that played in the 2022 NCAA Tournament. That includes Georgia Southern, Maryland, Arizona, VCU, Canisius, Hofstra, UNC Greensboro, Oklahoma State, Oklahoma, TCU, Texas and Texas Tech.
- Texas and Oklahoma each made it to Omaha with the Sooners finishing as National Runner-Up.
- In all, West Virginia will play 29 of its 56 games against NCAA Tournament teams, including 18 away from home.
- So far, the Mountaineers are 20-7 against teams that made the tournament in 2022

## MOVIN' UP THE CHARTS

Take a look at which Mountaineers are on their way toward joining the program's all-time top 10 in each different category:

**Tevin Tucker** -- 65 stolen bases (#2) -- Nine behind Bill Marovic (1963-65)  
 Tevin Tucker -- 103 walks (#3) -- Six behind Jackson Cramer (2014-17)  
 Tevin Tucker -- 406 assists (#4) -- Eight behind Doug Nelms (2003-06)  
 JJ Wetherholt -- 50 stolen bases (#9) -- Five behind Braden Zarbinsky (2016-20)  
**Noah Short** -- 73 appearances (#1) -- Broke it against Texas (May 20, 2023)

## SPEED KILLS

Over the last five seasons, few have been better on the basepaths than the Mountaineers. According to the numbers, WVU's aggressive baserunning has become a part of the program's DNA.

- From 2018-21, West Virginia swiped 309 bases, good for No. 1 in the Big 12 Conference in that time.
- Additionally, the squad ranked No. 14 nationally and No. 1 among "Power 5" teams in stolen bases from 2018-21.
- Last season, the Mountaineers were as aggressive as ever on the basepaths, ranking No. 2 nationally in the category.
- With 156 stolen bases last season, WVU is re-writing the record book for the most in a single season in program history. The previous best was 114 bags stolen in 1986.
- Individually, junior OF Victor Scott II swiped 38 bags in 2022, good for No. 1 in single-season WVU history.

### Mountaineer Stolen Bases (2018-present)

2023 -- 120 (55 games) -- No. 10 nationally  
 2022 -- 156 (55 games) -- No. 2 nationally  
 2021 -- 77 (52 games) -- No. 32 nationally  
 2020 -- 39 (16 games) -- No. 8 nationally  
 2019 -- 98 (60 games) -- No. 25 nationally  
 2018 -- 95 (56 games) -- No. 17 nationally

## WAGENER FIELD AT MONONGALIA COUNTY BALLPARK

Wagener Field at Monongalia County Ballpark took on Rick and Jay Wagener's namesake on Aug. 30, 2021, following a major gift donation of \$1 million to the program. Rick Wagener was a standout pitcher at WVU from 1968-71.

- The donation will help with the maintenance and upkeep at Monongalia County Ballpark, as well as assist in the team's greatest needs.
- Rick Wagener, who is a 1971 graduate and first-ever freshman to play at the varsity level for the Mountaineers, serves as the managing partner and registered principal at Wagener-Lee, LLC, a financial and investment advisor located in Columbia, Maryland. His wife, Jay, also is a WVU grad.
- Wagener spent three seasons in the New York Mets organization from 1971-73, after being selected by the club in the second round of the 1971 January Secondary Draft.
- Prior to last season's April 9's game against Baylor, the Mountaineers honored the Wagensers with a field dedication ceremony.

## HOME, SWEET HOME

The 2023 season marks West Virginia's ninth at beautiful Monongalia County Ballpark. With the help of Mountaineer Nation, the venue has become one of the greatest atmospheres in all of college baseball.

- WVU has tallied an impressive 127-67 mark at home since the ballpark opened in 2015. What's more, the club has never had a losing home record at the park and went 17-6 at the complex in 2022.
- The squad's 100th win at the stadium came in a 17-8 triumph over Marshall on April 6, 2022.
- The Mountaineers had a streak of 22 consecutive midweek, home wins from May 16, 2017, to April 27, 2022. Still, WVU has won 35 of its last 38 midweek, home games in Morgantown.
- A then-record crowd of 4,355 packed the stands to watch WVU's NCAA Regional opener vs. Fordham on May 31, 2019.
- Mon. County Ballpark was named BaseballParks.com's Ballpark of the Year in 2015.

## FIRST CLASS

WVU has brought in some of its best talent in program history over the past six seasons, resulting in top-35 signing classes from 2018-23, according to Perfect Game. Year in and year out, the Mountaineers draw the attention of the nation's top players.

### WVU's Signing Class Rankings (2018-22)

2023 -- No. 35  
 2022 -- No. 34  
 2021 -- No. 31  
 2020 -- No. 35  
 2019 -- No. 26  
 2018 -- No. 25

## WVU'S RECORD IN 2023 WHEN...

	Overall	Big 12
Home	18-6	8-4
Road	19-10	7-5
Neutral	2-0	0-0
Day Games (before 5 p.m.)	26-10	9-5
Night Games (after 5 p.m.)	13-6	6-3

vs. Top 25	3-1	2-1
Following Win	28-11	9-6
Following Loss	11-4	5-3

WVU Scores First	25-10	10-4
Opponent Scores First	14-6	5-5
WVU Scores in the 1st	16-10	8-4
Opp. Scores in the 1st	13-4	5-3

vs. Right-Handed Starter	28-11	10-6
vs. Left-Handed Starter	11-5	6-3

Hitting One Home Run	14-4	5-4
Hitting 2+ Home Runs	19-3	9-1
Not Hitting a Home Run	6-9	1-4

Shutouts	3-0	1-0
Extra Innings	2-0	0-0

Out-Hit Opponent	29-4	11-1
Equal Number of Hits	4-2	1-2
Get Out Hit by Opponent	6-10	3-6

One-Run Games	7-1	2-0
Two-Run Games	3-2	1-1
Five+ Run Games	21-7	8-4

Leading After 6	35-1	14-0
Trailing After 6	3-15	1-9
Tied After 6	1-0	0-0
Leading After 7	33-0	12-0
Trailing After 7	3-15	1-8
Tied After 7	1-1	1-1
Leading After 8	34-0	14-0
Trailing After 8	0-16	0-9
Tied After 8	3-0	0-0

Commit 0 Errors	15-2	7-1
Commit 1 Error	11-7	5-6
Commit 2+ Errors	13-7	3-2

Score 0-2 Runs	0-5	0-3
Score 3-5 Runs	7-8	3-4
Score 6-9 Runs	18-3	6-2
Score 10 or More Runs	14-0	6-0
Allow 0-2 Runs	13-0	2-0
Allow 3-5 Runs	19-4	11-2
Allow 6-9 Runs	7-6	2-3
Allow 10 or More Runs	0-6	0-4

February	4-3	0-0
March	16-3	1-0
April	13-5	10-4
May	6-5	4-5

Monday	0-0	0-0
Tuesday	4-2	0-0
Wednesday	7-0	0-0
Thursday	0-1	0-1
Friday	8-4	5-3
Saturday	11-5	4-4
Sunday	9-3	6-1



## SERIES HISTORY VS. TEXAS TECH

All-Time	Series tied, 18-18
Under Coach Mazey	Series tied, 18-18
Last Meeting	May 12-14, 2023
In Morgantown	WVU leads, 10-8
In Lubbock	Texas Tech leads, 9-3
Neutral Site	WVU leads, 5-1

## RECENT MEETINGS VS. TEXAS TECH

5/14/23	W, 5-3*
5/13/23	W, 17-2*
5/12/23	L, 5-2*
4/24/22	W, 15-4^
4/23/22	L, 7-5^

\*Morgantown, W. Va.

^Lubbock, Texas

## STATISTICAL COMPARISON

(2023 NCAA/Conference Rankings in parentheses)



39-16 (15-9)	Record (Conf.)	37-19 (12-12)
18-6	Home	30-7
19-10 (2-0)	Road (Neutral)	6-10 (1-2)
.709	Win-Loss Pct.	.661

### HITTING STATISTICS

.299 (54/4)	Batting Average	.312 (17/1)
561 (35/3)	Hits	615 (9/1)
442 (24/3)	Runs	488 (8/1)
8.0 (33/3)	Runs Per Game	8.7 (11/2)
125 (16/3)	Doubles	132 (8/2)
15 (51/3)	Triples	19 (17/1)
75 (77/4)	Home Runs	85 (44/2)
.418 (16/2)	On Base Pct.	.420 (12/1)
.501 (50/4)	Slugging Pct.	.527 (20/2)
304 (21/4)	Walks	333 (6/1)
120 (10/1)	Stolen Bases	28 (270/8)
33 (38/2)	Sacrifice Bunts	10 (247/8)
27 (67/4)	Sacrifice Flies	38 (4/1)
99 (15/1)	Hit by Pitch	61 (157/5)

### PITCHING STATISTICS

4.37 (24/2)	ERA	5.00 (67/4)
2.25 (55/3)	K-to-BB Ratio	1.93 (118/6)
8.7 (109/6)	K per 9 Inn.	9.3 (61/2)
3.87 (49/2)	BB per 9 Inn.	4.84 (178/8)
8.42 (35/2)	Hits per 9 Inn.	8.82 (60/4)
1.37 (31/1)	WHIP	1.52 (93/5)
3 (55/2)	Shutouts	n/a

### FIELDING STATISTICS

.968 (171/7)	Fielding Pct.	.964 (212/8)
32 (186/7)	Double Plays	44 (37/3)
n/a	Triple Plays	n/a

(As of 5/23/23)

## SCOUTING REPORT

- Texas Tech enters as the No. 6 seed after going 12-12 in Big 12 action and 37-19 overall.
- Tim Tadlock, in his 11th year as head coach of the Red Raiders, holds a 416-213 record.
- Texas Tech is one of the best offensive teams in the country as they are top 20 in hitting, scoring, doubles, triples, OBP, slugging, walks, and sacrifice flies.
- Gavin Kash and Kevin Bazell were each named to the All-Big 12 First Team
- Nolan Hester and Mason Molina found spots on the All-Big 12 Second Team
- Kevin Bazell leads the team with a .367 batting average while Gavin Kash leads the Big 12 with 23 home runs and 79 RBI.
- Mason Molina has made 14 starts and owns a 4-2 record with a 3.91 ERA and 92 strikeouts
- Brandon Beckel has five saves and a 1.79 ERA in 19 relief appearances.

## RECORD VS. 2023 OPPONENTS

Here's how the Mountaineers have stacked up against their 2023 opponents over the years:

Name	Last Played	Record
Georgia Southern	2023	9-19
Maryland	2023	29-39-1
Arizona	2023	2-1
VCU	2023	1-3
Richmond	2023	22-14
Canisius	2023	13-5
Minnesota	2023	4-3
Appalachian State	2023	2-1
UNC Greensboro	2023	4-0
Hofstra	2023	1-1
Xavier	2023	2-3
Marshall	2023	54-25
Kansas State	2023	18-13
Kansas	2023	19-14
Penn State	2023	45-72
Oklahoma State	2023	15-23
Pitt	2023	115-93
TCU	2023	11-24
Baylor	2023	17-14
Oklahoma	2023	15-20
Texas Tech	2023	18-18
Texas	2023	16-16

## BIG 12 RECOGNITION

Four Mountaineers have been honored by the Big 12 this season with six weekly awards. On Feb. 27 as sophomore JJ Wetherholt was named Player of the Week while fifth-year Blaine Traxel took home Pitcher of the Week. On April 10, Robby Porco was named Pitcher of the Week while on April 24, Tevin Tucker took home Player of the Week. Wetherholt and Traxel then both won again on May 2 with Traxel adding newcomer of the week as well. Wetherholt added his third on May 15.

- Wetherholt hit .529 (9-for-17) with two home runs, three doubles, four RBI, six runs, and eight stolen bases while leading the Mountaineers to a 3-1 week against No. 13 Maryland and Arizona.
- Traxel threw a complete game with six strikeouts while allowing just one run against the Wildcats
- Porco struck out 12 batters in 6.0 innings against Kansas while allowing just one earned run. He is the first Mountaineer freshman to be named Pitcher of the Week since WVU joined the Big 12 in 2013.
- Tucker hit .571 (8-for-14) with a double, two RBI, and seven runs scored as the Mountaineers went 4-0 against Pitt and TCU
- Against Penn State and Baylor, Wetherholt hit .529 (9-for-17) with three home runs, a triple, nine RBI, and eight runs scored while putting up a 1.726 OPS.
- Traxel threw his fifth complete game of the season and first shutout against Baylor, striking out six, walking none, and allowing just six singles.

Wetherholt is the 16th WVU player to be named Big 12 Player of the Week while Traxel is the 18th Mountaineer to take home Big 12 Pitcher of the Week and 13th Newcomer of the Week.

## D1 BASEBALL POSITION RANKINGS

Multiple Mountaineers earned spots on D1Baseball's Position Rankings

**Dayne Leonard**  
Catcher  
Presesason - #20  
Week 6 - #34  
Week 12 - #40

**JJ Wetherholt**  
Second Base  
Presesason - #34  
**Week 6 - #1**  
**Week 12 - #1**

**Tevin Tucker**  
Second Base  
Week 6 - #36  
Week 12 - #18

**Braden Barry**  
Outfield  
Week 6 - #100

**Landon Wallace**  
Outfield  
Week 12 - #46

**Ben Hampton**  
Starting Pitcher  
Preseason - #81  
Week 6 - #83  
Week 12 - #99

**Aidan Major**  
Starting Pitcher  
Preseason - #144

**Carlson Reed**  
Starting Pitcher  
Preseason - #148

Relief Pitcher  
Week 12 - #9

**Blaine Traxel**  
Starting Pitcher  
Week 6 - #58  
Week 12 - #46

## GET OFF THE TRAX, BLAINE'S COMING

Fifth-year senior Blaine Traxel is second in the nation with 86.2 innings pitched and leads with five complete games. He has thrown 10 in his collegiate career with five coming at CSUN

- His complete game against Arizona on Feb. 25 was the first for a Mountaineer since Jackson Wolf against Texas in the 2021 Big 12 Tournament.
- His second came against VCU on March 4
- After throwing 8.0 innings against Minnesota, he hurled his third CG against UNC Greensboro on March 18
- His fourth complete game came against Xavier, punching out seven in a 7-2 win
- The fifth complete game was his first shutout as he struck out six and walked none in a 10-0 win at Baylor
- He is the first Power 5 pitcher to have five complete games in a season since 2016 (Taylor Bloom, Maryland)

## CYCLE!

Redshirt-senior Caleb McNeely hit for the cycle on March 31, at Kansas State.

- It was the first for WVU since Billy Fleming accomplished the feat against Kansas in 2014

It is just the 4th cycle in 128 seasons of Mountaineer baseball as McNeely joined Fleming, Bob Spangler against Coppin State in 1998, and Hal Grossman against Ohio Wesleyan in 1939

## HE'S STEALING HOME

The Mountaineers are always looking to run even when they are on third as they have already executed three straight steals of home this season

- Landon Wallace stole home in the season opener against Georgia Southern and against App State on March 15
- JJ Wetherholt stole home in the 11th inning against Arizona which proved to be the winning run in a 6-5 victory

## RUNS GALORE

In the five-game road trip against App State and UNC Greensboro, WVU outscored the Mountaineers and Spartans by a combined score of 76-9

- WVU scored 18 runs in each of the two games against App State before exploding for 28 runs in game one against UNCG. it was the most for WVU since scoring 28 against Seton Hall in 2006.

## DON'T FORGET ABOUT THE PITCHERS

Lost in the offensive explosion, WVU pitchers had a spectacular week of their own as they allowed just nine runs in five games against App State and UNCG, culminating in a one-hit shutout on Sunday against the Spartans

## HAMPTON INN

Junior left-handed pitcher Ben Hampton got the ball on opening day for the Mountaineers

- The De Pere, Wisconsin, native is coming off a season in which he went 8-5 in 15 starts on the mound
- In the season opener against Georgia Southern, Hampton struck out eight in 6.0 innings while allowing just one hit and one earned run
- He finished last season with a 4.66 ERA and 90 strikeouts against just 27 walks in 83.0 innings pitched.
- In all, the lefty fanned at least five batters in 14 of his 15 starts last spring. He also has limited his walks to one or fewer in nine of his starts.
- Hampton opened some eyes over the summer as he led the Cape Cod League with 49 strikeouts in 42.2 innings, pitching for the Chatham Anglers
- In 2021, Hampton's 4-3 record and 4.83 ERA earned him Freshman All-America honors by Perfect Game/Rawlings. He fanned 47 on just 15 walks in 54.0 innings (14 app./10 starts).

## SHORT-CHANGED

West Virginia was placed sixth in the Preseason Big 12 Poll, which was voted on by the conference's nine head coaches. However, WVU finished above its preseason ranking for the sixth time in the last nine complete seasons inside the league. In fact, WVU set a program record for most Big 12 wins in one season, with 14, in 2022.

Year	Preseason Big 12 Rank	Final Big 12 Rank
2013	9th	4th
2014	7th	6th
2016	6th	4th
2017	5th	4th
2019	6th	4th
2022	8th	6th
2023	6th	1st

## IN THE DRAFT

Since its first two selections in 1965, the West Virginia University baseball team has seen 102 players taken in the MLB Draft, including 32 in the Randy Mazey era (2013-present).

- WVU had at least two players drafted in nine of the last 10 seasons, including three in 2022.
- The squad's 2022 draftees were: RHP Jacob Watters (4th round, 124th pick, Oakland), OF Victor Scott II (5th round, 157th pick, St. Louis), and RHP Trey Braithwaite (16th round, 483rd pick, Cincinnati).
- In all, the Mountaineers have had 10 players taken in the first five rounds of MLB Drafts over the years. Two of them were first rounders - Alek Manoah (2019, 11th overall, Toronto) and Chris Enochs (1997, 11th overall, Oakland).

## MOUNTAINEER NATION SHOWS UP

In the three-game series against TCU (April 21-23), 9,152 fans showed up to Wagener Field at Monongalia County Ballpark, setting a new series attendance record for the WVU baseball program

- This was followed by 3,475 fans at the Penn State game on Tuesday, April 25, the third-highest attended regular-season game and sixth most overall.
- In the latest game against Pitt, 4,070 fans showed up to Mon. County Ballpark, setting a new regular-season record
- A new attendance record was set against Oklahoma on May 6 as 4,387 fans showed up to The Mon

## MANOAH NAMED OPENING DAY STARTER

Former Mountaineer Alek Manoah earned the opening day start for the Toronto Blue Jays on Thursday. The 2019 first-round pick is 25-9 with a 2.60 ERA and 307 strikeouts in his career since making his debut in 2021

- It is the third straight year that a former Mountaineer has started on opening day as John Means earned the honor for the Baltimore Orioles in 2021 and 2022.

## WETHERHOLT INVITED TO TEAM USA TRAINING CAMP

Sophomore JJ Wetherholt has been invited to the USA Baseball Collegiate National Team Training Camp and will look to become the first Mountaineer to ever make the 26-man roster.

- The USA Baseball Collegiate National Team Training Camp will feature 56 of the premier non-draft eligible college players for a five-game Stars vs. Stripes intrasquad series in North Carolina from June 25-29. USA Baseball will name a final, 26-man Collegiate National Team roster after Training Camp that will represent the United States in friendship series against Chinese Taipei and Japan from June 30-July 12.

## ACADEMIC ALL-DISTRICT

Junior Braden Barry and sophomore JJ Wetherholt were each named College Sports Communicators Academic All-District. Both players are studying finance with Barry holding a 3.79 GPA and Wetherholt posting a 3.90 GPA. It is the second straight year Barry has earned the honor.

## THE LAST TIME...

A Mountaineer Hitter Had:

<b>Seven At-Bats</b>	<b>Caleb McNeely, at UNC Greensboro, 3/18/23</b>
Six Hits	Vince Belnome, Cincinnati, 5/10/09
<b>Five Hits</b>	<b>JJ Wetherholt, at App State, 3/14/23</b>
<b>Four Hits</b>	<b>Tevin Tucker, at Baylor, 4/30/23</b>
Five Runs	Grant Buckner, Notre Dame, 5/8/10
<b>Four Runs</b>	<b>JJ Wetherholt, at Baylor, 4/30/23</b>
Three Doubles	Austin Davis, at Texas Tech, 4/24/22
Two Triples	Victor Scott II, at Jacksonville, 2/15/20
<b>Grand Slam</b>	<b>Nick Barone, at Baylor, 4/30/23</b>
<b>Hit For the Cycle</b>	<b>Caleb McNeely, at Kansas State, 3/31/23</b>
10 RBIs	Grant Buckner, Notre Dame, 5/8/10
Nine RBIs	Vince Belnome, Cincinnati, 5/10/09
Eight RBIs	Kevin Brophy, vs. Illinois, 2/24/18
Seven RBIs	Victor Scott II, Canisius, 3/1/22
<b>Six RBIs</b>	<b>JJ Wetherholt, at App State, 3/14/23</b>
<b>10+ Total Bases</b>	<b>Caleb McNeely, at Kansas State, 3/31/23</b>
<b>Four Walks</b>	<b>Tevin Tucker, at Baylor, 4/29/23</b>
<b>Three Walks</b>	<b>4, Tevin Tucker, at Baylor, 4/29/23</b>
<b>Four Strikeouts</b>	<b>Grant Hussey, vs. Texas Tech, 5/12/23</b>
<b>Stole Home</b>	<b>Landon Wallace, at App State, 3/15/23</b>
Five Stolen Bases	Babe Barna, at St. Vincent, 5/22/37
Four Stolen Bases	Victor Scott II, Oklahoma State, 4/22/22
<b>Three Stolen Bases</b>	<b>JJ Wetherholt, at Maryland, 2/21/23</b>
Three Home Runs	Kevin Brophy, vs. Illinois, 2/24/18
<b>Two Home Runs</b>	<b>Grant Hussey, vs. Texas Tech, 5/13/23</b>
Inside-The-Park Home Run	Nathan Blasick, Oklahoma, 5/7/21
Walk-Off Home Run	Mikey Kluska, Central Michigan, 3/13/21
<b>Walk-Off Hit</b>	<b>JJ Wetherholt, vs. Xavier, 3/24/23</b>
<b>Pinch-Hit Home Run</b>	<b>Nick Barone, at Baylor, 4/30/23</b>
<b>HR in Both Games of DH</b>	<b>Grant Hussey, at UNC Greensboro, 3/18/23</b>

A Mountaineer Pitcher Had:

No-Hitter	T. Strechay, D. Meadows, S. Gonzalez, J. Watters, Kent State, 3/4/20
Solo No-Hitter (7 innings)	Josh Whitlock, Coppin State, 4/3/07
Solo No-Hitter (9 innings)	Billy Biggs, Buffalo, 3/8/02
Solo One-Hitter	Nick Snyder, Marshall, 4/30/19
<b>One-Hitter</b>	<b>G. Siegel, R. Porco, K. Allen, N. Short, C. Reed, at UNCg, 3/19/23</b>
<b>Complete Game</b>	<b>Blaine Traxel, at Baylor, 4/29/23</b>
<b>9-Inning Complete Game</b>	<b>Blaine Traxel, at Baylor, 4/29/23</b>
15+ Strikeouts	15, Jacob Watters, Texas, 5/7/22
<b>10+ Strikeouts</b>	<b>12, Robby Porco, vs. Kansas, 4/9/23</b>

A WVU Team:

Scored 30+ Runs	30, New Jersey Tech, 3/8/09
<b>Scored 25+ Runs</b>	<b>28, at UNC Greensboro, 3/18/23</b>
<b>Scored 20+ Runs</b>	<b>28, at UNC Greensboro, 3/18/23</b>
Had 30+ Hits	32, New Jersey Tech, 3/8/09
Had 25+ Hits	29, at Coastal Carolina, 2/25/17
<b>Had 20+ Hits</b>	<b>23, at UNC Greensboro, 3/18/23</b>
Had 10+ Doubles	14, Coppin State, 4/21/98
<b>Had 5+ Doubles</b>	<b>6, at Oklahoma State, 4/16/23</b>
Had 3+ Triples	3, at Nicholls, 3/23/17
Had Seven Home Runs	Duquesne, 5/7/97
Had Six Home Runs	vs. Bryant, 2/28/21
Had Five Home Runs	at Kansas, 5/1/22
<b>Had 10+ Walks</b>	<b>10, at Baylor, 4/29/23</b>
Stole 10+ Bases	10, vs. Pitt, 4/20/22
<b>Stole 5+ Bases</b>	<b>6, at Pitt, 5/10/23</b>
Had Two or Fewer Hits	2, Texas, 5/7/22
Was No-Hit (7 innings)	at Marietta, L 1-3, 3/20/82
Was No-Hit (9 innings)	at Georgetown, L, 0-3, 4/26/26
Struck Out 15+ Batters	17, Texas, 5/7/22
Walked 10+ Batters	11, vs. Oklahoma, 5/25/22
<b>Had a Shut Out</b>	<b>vs. Pitt, 5/3/23</b>
Was Shut Out - Overall	Texas, L 0-11, 5/7/22
Was Shut Out - At Home	Texas, L 0-11, 5/7/22
Was Shut Out - On the Road	at Baylor, L 0-12, 3/23/19
<b>Had 50+ At-Bats</b>	<b>55, at UNC Greensboro, 3/18/23</b>
<b>Had 20+ RBIs</b>	<b>21, 55, at UNC Greensboro, 3/18/23</b>
Had 50+ Total Bases	51, at Coastal Carolina, 2/25/17
<b>Had 30+ Total Bases</b>	<b>30, at Marshall, 4/5/23</b>

The Mountaineers:

Beat a Top-5 Team	vs. #3 Oklahoma State, 5-2, 4/16/22
Beat a Top-10 Team	at #8 Texas Tech, 15-4, 4/24/22
Beat a Top-10 Team on the Road	at #8 Texas Tech, 15-4, 4/24/22
<b>Beat a Top-25 Team</b>	<b>at #18 Oklahoma State, 9-5, 4/15/23</b>
Won Home Series vs. Top-10 Team	#3 TCU, 2-1, 4/14-16/17
Won Series at Top-10 Team	at #10 TCU, 2-1, 4/1-3/22
Won Home Series vs. Top-25 Team	#11 Texas Tech, 2-1, 4/12-14/19
<b>Won Series at Top-25 Team</b>	<b>at #18 Oklahoma State, 2-1, 4/14-16/23</b>
<b>Swept a Big 12 Opponent</b>	<b>at Baylor, 4/28-30/23</b>
<b>Swept by a Big 12 Opponent</b>	<b>at Texas, 5/18-20/23</b>



## BIG 12'S BEST

Check out where the Mountaineers rank among the best of the Big 12 Conference in each category in 2023.

Category	Name	Rank - Value
Batting Average	JJ Wetherholt	1st - .447
<b>Complete Games</b>	<b>Blaine Traxel</b>	<b>1st - 5</b>
Doubles	JJ Wetherholt	2nd - 21
Doubles	Braden Barry	4th - 19
Doubles/game	JJ Wetherholt	1st - 0.42
Doubles/game	Braden Barry	5th - 0.35
ERA	Blaine Traxel	6th - 3.79
Games Started	Ben Hampton	2nd - 14
Games Started	Blaine Traxel	2nd - 14
Hit-by-pitch	Dayne Leonard	1st - 19
Hit-by-pitch	Tevin Tucker	2nd - 16
Hit-by-pitch	Landon Wallace	3rd - 14
Hits	JJ Wetherholt	1st - 92
<b>Hits/game</b>	<b>JJ Wetherholt</b>	<b>1st - 1.84</b>
Home Runs	JJ Wetherholt	5th - 15
OBP	JJ Wetherholt	2nd - .510
OBP	Tevin Tucker	7th - .476
OBP	Landon Wallace	5th - .467
RBI	JJ Wetherholt	5th - 56
RBI/game	JJ Wetherholt	3rd - 1.12
Runs	JJ Wetherholt	1st - 65
Runs	Tevin Tucker	6th - 55
Runs	Braden Barry	6th - 55
Runs/game	JJ Wetherholt	1st - 1.30
Sacrifice Bunts	Tevin Tucker	1st - 10
Sacrifice Bunts	Landon Wallace	2nd - 7
Sacrifice Bunts	Braden Barry	2nd - 7
Sacrifice Flies	JJ Wetherholt	8th - 5
Sacrifice Flies	Braden Barry	8th - 5
Saves	Carlson Reed	2nd - 7
Slugging Percentage	JJ Wetherholt	1st - .786
Stolen Bases	JJ Wetherholt	1st - 35
Stolen Bases	Braden Barry	6th - 21
Stolen Bases	Tevin Tucker	9th - 18
K/BB Ratio	Blaine Traxel	3rd - 3.55
Total Bases	JJ Wetherholt	2nd - 162
Toughest to K	JJ Wetherholt	1st - 10.3
Victories	Blaine Traxel	2nd - 7
WHIP	Blaine Traxel	4th - 1.13
BB/9	Blaine Traxel	2nd - 1.81

**Bold - National Leader**

## WETHERHOLT NAMED SEMIFINALIST FOR GOLDEN SPIKES, HOWSER

Wetherholt was named a semifinalist for both the Golden Spikes Award and Dick Howser Trophy. He is the only Big 12 representative among the 25 Golden Spikes Semifinalists. He was also named to the Bobby Bragan Award watchlist.

## BROOKS WALLACE SEMIFINALIST

Graduate student Tevin Tucker was named one of the 25 semifinalists for the Brooks Wallace Award, honoring the nation's top shortstop.

## PITCHER OF THE YEAR WATCH LIST

Graduate student Blaine Traxel was one of 61 student-athletes to be named to the Pitcher of the Year Watch List by the College Baseball Foundation.

## STOPPER OF THE YEAR WATCH LIST

Junior Carlson Reed was named to the NCBWA Stopper of the Year Watch List, one of 56 student-athletes across the nation.

## MIDSEASON ALL-AMERICAN

Sophomore JJ Wetherholt was named a Midseason All-American by Perfect Game and D1Baseball. He was also named D1Baseball's Breakout Star halfway through the season.

## MOUNTAINEER HONORS

Take a look at all the accolades and acknowledgements gathered by members of the WVU baseball team during the 2023 season:

<b>Braden Barry</b> All-Big 12 Second Team CSC Academic All-District
<b>David Hagaman</b> All-Big 12 Honorable Mention
<b>Ben Hampton</b> All-Big 12 First Team
<b>Grant Hussey</b> All-Big 12 Honorable Mention
<b>Dayne Leonard</b> All-Big 12 Honorable Mention
<b>Aidan Major</b> All-Big 12 Honorable Mention
<b>Caleb McNeely</b> All-Big 12 Honorable Mention
<b>Logan Sauve</b> All-Big 12 Honorable Mention
<b>Blaine Traxel</b> All-Big 12 Second Team 2x Big 12 Pitcher of the Week Big 12 Newcomer of the Week (May 2) NCBWA Co-Pitcher of the Week (April 29)
<b>Tevin Tucker</b> All-Big 12 Honorable Mention Big 12 Player of the Week (April 24)
<b>Landon Wallace</b> All-Big 12 Second Team
<b>JJ Wetherholt</b> Big 12 Player of the Year All-Big 12 First Team CSC Academic All-District 3x Big 12 Player of the Week Perfect Game Player of the Week (May 15) Golden Spikes Award Semifinalist Dick Howser Trophy Semifinalist Bobby Bragan Watchlist

## GRAND OLE TIME

Against Penn State on April 25, the Mountaineers hit grand slams in back-to-back innings. The first came off the bat of JJ Wetherholt in the third before Grant Hussey connected for his second career grand slam in the fourth inning.

## CYCLONEEERS

The unlikely friendship between the West Virginia baseball team and the Iowa State softball team reached its peak this past weekend as both teams were in Stillwater.

- The connection started in March on social media but with both teams in the same location, the Cyclones made their way to O'Brate Stadium to cheer on the Mountaineers on Saturday night. With WVU not having a softball team and ISU not fielding a baseball squad, it was a perfect match.
- The partnership paid dividends as the Mountaineers took two of three from No. 18 Oklahoma State while the Cyclones defeated the 3rd-ranked Cowgirls on Sunday. The Iowa State players even sang *Country Roads* on their bus ride back to Ames.

## IN THE POLLS

Date	D1	BA	CB	PG	USA	NCBWA
Pre	NR	NR	NR	NR	NR	NR
2/20	NR	NR	NR	NR	NR	NR
2/27	NR	NR	NR	NR	NR	RV
3/6	NR	NR	NR	NR	NR	NR
3/13	NR	NR	NR	NR	RV	RV
3/20	24	NR	NR	RV	RV	26
3/27	24	NR	NR	NR	RV	25
4/3	24	19	28	RV	24	22
4/10	NR	NR	NR	NR	RV	25
4/17	NR	NR	NR	NR	RV	29
4/24	18	17	18	23	21	21
5/1	12	11	17	15	14	15
5/8	12	11	12	14	11	13
5/15	6	7	8	12	7	6
5/22	21	14	18	20	17	17

**D1** = D1Baseball | **BA** = Baseball America | **CB** = Collegiate Baseball | **PG** = Perfect Game | **USA** = USA Today Coaches | **NCBWA** = National Collegiate

## SWEEP CITY

The Mountaineers had back-to-back series sweeps against TCU and Baylor to jump into first place in the Big 12 standings

- The sweep against Baylor in Waco was the first road conference sweep for WVU since joining the Big 12 in 2013.
- It is the first conference road sweep since taking three at UConn in 2009

## TRAXEL GETS NATIONAL HONORS

Blaine Traxel was named the NCBWA Co-Pitcher of the Week after his complete-game shutout of Baylor on April 29. He shared the honor with Jack Wenninger of Illinois

## SPEED/POWER COMBO

With his two stolen bases against Baylor on April 30, JJ Wetherholt became the first Mountaineer in program history to have at least 10 home runs and 30 stolen bases.

- In fact, he is the only player in WVU history to have 10 home runs and even 20 stolen bases
- The only other players in the country this year to have 10 home runs and 30 stolen bases is Jake Rainess of Maine, Jeron Williams of Toledo, Travis Bazzana of Oregon State, and Logan Britt of Abilene Christian

## WETHERHOLT NAMED BIG 12 POTY

JJ Wetherholt became the first Mountaineer in program history to earn Big 12 Player of the Year as he leads the Big 12 in hitting, slugging, stolen bases, hits, and runs scored.

- He is just the third player in program history to earn conference player of the year as he joined Jarod Rine (2003, Big East) and Mark Landers (1994, Atlantic 10)

## MAZEY COLLECTS COACH OF THE YEAR

Head coach Randy Mazey earned Big 12 Coach of the Year for the second time in the last four complete seasons, having won in 2019 as well.

- Mazey the Mountaineers, who were picked sixth in the preseason poll, to a 39-16 overall record and 15-9 mark in league play to earn a share of the Big 12 title for the first time in WVU history.












# MOUNTAINEER PLAYER NOTES










1	<b>KEVIN DOWDELL</b> Position..... LHP/OF Class..... Graduate Student Hometown..... Montevallo, Ala. Prev. School/High School..... Calhoun CC/Calera HS	<ul style="list-style-type: none"> <li>Two-way player, who saw action on the mound, in the field and as a designated hitter</li> <li>Hit a home run against UNCG on March 18</li> <li>Struck out two against App State on March 14</li> </ul>	<ul style="list-style-type: none"> <li>Hit first career home run on May 4, 2022 against Charleston</li> </ul>	<b>CAREER HIGHS</b> IP..... 1.2, 4/23/22, at Texas Tech BF..... 11, 4/23/22, at Texas Tech SO..... 2, (2x) 3/14/23, at App State H..... 4, 4/23/22, at Texas Tech BB..... 2, 4/23/22, at Texas Tech	<b>CAREER HIGHS</b> Hits..... 2 (2x), 3/18/23 vs. Xavier Runs..... 2, 3/18/23 at UNCG RBI..... 3, (2x), 3/18/23 at UNCG SB..... 2, 3/19/22, at Campbell SO..... 2, (2x) 3/25/23 vs. Xavier
2	<b>TEVIN TUCKER</b> Position..... INF Class..... Graduate Student Hometown..... Prince George, Va. Prev. School/High School..... Prince George HS	<ul style="list-style-type: none"> <li>2023 All-Big 12 Honorable Mention</li> <li>Big 12 Player of the Week (April 24)</li> <li>Named to Brooks Wallace Award Watch List for nation's top shortstop</li> <li>Went 4-for-5 in his first game as the leadoff hitter</li> </ul>	<ul style="list-style-type: none"> <li>against OSU (4/16)</li> <li>Ranks No. 3 on WVU's career stolen bases list (62)</li> <li>Played and started in all 55 games at shortstop in 2022</li> <li>Missed entire 2021 season due to injury (redshirted)</li> <li>Started all 60 games at shortstop for WVU's NCAA Regional squad in 2019</li> </ul>	<b>CAREER HIGHS</b> Hits..... 4, (3x) 4/30/23 at Baylor Runs..... 4, 3/10/23 vs. Minnesota RBI..... 4, 3/19/19, vs. Youngstown St. SB..... 3, 4/16/19, vs. George Washington SO..... 3, (2x), 4/19/21, at Oklahoma St.	<b>CAREER HIGHS</b> Hits..... 1, (6x), 2/18/23 at Georgia Southern Runs..... 1, (8x) 4/30/23 at Baylor RBI..... 1, (2x), 2/23/23 at Arizona SB..... 2, (2x), 4/28/23, at Baylor SO..... 2, (2x) 5/13/22 at Oklahoma State
5	<b>TYLER COX</b> Position..... OF Class..... Sophomore Hometown..... Westbury, N.Y. Prev. School/High School..... W.T. Clarke HS	<ul style="list-style-type: none"> <li>Played 31 games with three starts in 2022</li> <li>Finished the year with five runs and four stolen bases</li> <li>First career hit (a double) came on Feb. 19, 2022 vs. Kent State</li> </ul>	<ul style="list-style-type: none"> <li>Hit first career home run – a grand slam – at Texas Tech on April 24</li> <li>Ranked as the No. 1 third baseman in Virginia by Perfect Game</li> </ul>	<b>CAREER HIGHS</b> Hits..... 2, (2x), 4/24/22 at Texas Tech Runs..... 2, (3x), 4/30/23 at Baylor RBI..... 4, 4/24/22, at Texas Tech SB..... 1, (3x), 3/29/22 at Marshall SO..... 2, (4x), 3/22/23 vs. Hofstra	<b>CAREER HIGHS</b> Hits..... 3, (2x), 4/19/21, at Oklahoma St. Runs..... 4, 3/10/23 vs. Minnesota RBI..... 4, 3/19/19, vs. Youngstown St. SB..... 3, 4/16/19, vs. George Washington SO..... 3, (2x), 4/19/21, at Oklahoma St.
6	<b>EVAN SMITH</b> Position..... OF Class..... Sophomore Hometown..... Ashburn, Va. Prev. School/High School..... Briar Woods HS	<ul style="list-style-type: none"> <li>Had go-ahead double in the eighth inning of a 5-4 victory at Baylor on April 28</li> <li>Played in 30 games with eight starts</li> <li>Hit .189 with a home run and 10 RBI</li> <li>Also collected four doubles and stole three bases</li> </ul>	<ul style="list-style-type: none"> <li>Hit first career home run – a grand slam – at Texas Tech on April 24</li> <li>Ranked as the No. 1 third baseman in Virginia by Perfect Game</li> </ul>	<b>CAREER HIGHS</b> Hits..... 2, (2x), 4/24/22 at Texas Tech Runs..... 2, (3x), 4/30/23 at Baylor RBI..... 4, 4/24/22, at Texas Tech SB..... 1, (3x), 3/29/22 at Marshall SO..... 2, (4x), 3/22/23 vs. Hofstra	<b>CAREER HIGHS</b> Hits..... 3, (2x), 4/19/21, at Oklahoma St. Runs..... 4, 3/10/23 vs. Minnesota RBI..... 4, 3/19/19, vs. Youngstown St. SB..... 3, 4/16/19, vs. George Washington SO..... 3, (2x), 4/19/21, at Oklahoma St.
7	<b>MICHAEL MCKINNEY</b> Position..... INF Class..... Freshman Hometown..... Sophia, W. Va. Prev. School/High School..... NC State/Independence HS	<ul style="list-style-type: none"> <li>Redshirting after transferring mid-year from NC State</li> <li>Ranked No. 1 shortstop and No. 2 overall prospect in West Virginia by Perfect Game</li> <li>2022 Perfect Game Preseason All-American Honorable Mention</li> </ul>	<ul style="list-style-type: none"> <li>2020 &amp; 2021 Perfect Game Underclassmen All-America Honorable Mention</li> </ul>	<b>CAREER HIGHS</b> Hits..... Runs..... RBI..... SB..... SO.....	<b>CAREER HIGHS</b> Hits..... Runs..... RBI..... SB..... SO.....
8	<b>DAYNE LEONARD</b> Position..... C/INF Class..... Graduate Student Hometown..... Spring Green, Wis. Prev. School/High School..... Virginia Tech/River Valley HS	<ul style="list-style-type: none"> <li>2023 All-Big 12 Honorable Mention</li> <li>Had a home run and four RBI at Baylor (4/30)</li> <li>Ranked #20 catcher in D1Baseball position rankings</li> <li>Went 4-for-4 against UNCG (3/18)</li> <li>Hit go-ahead home run against VCU on March 4</li> </ul>	<ul style="list-style-type: none"> <li>Had game-winning single in 8th inning against Canisius on March 4</li> <li>Had four RBI in win over App State (3/15)</li> <li>Hit .331 in 48 games, with three home runs and 23 RBI in 2022</li> </ul>	<b>CAREER HIGHS</b> Hits..... 4, 3/18/23 at UNCG Runs..... 4, 3/18/23 at UNCG RBI..... 4, (4x), 4/30/23 at App State SB..... 1, (5x), 3/28/23 vs. Marshall SO..... 3, 3/18/22, at Campbell	<b>CAREER HIGHS</b> Hits..... 3, (2x), 4/19/21, at Oklahoma St. Runs..... 3, (2x) 4/23/23 at Kansas State RBI..... 5, 4/23/23 vs. TCU SB..... 1, 4/20/22, vs. Pitt SO..... 4, (2x), 4/1/22, at TCU
9	<b>GRANT HUSSEY</b> Position..... 1B Class..... Sophomore Hometown..... Parkersburg, W. Va. Prev. School/High School..... Parkersburg South HS	<ul style="list-style-type: none"> <li>2023 All-Big 12 Honorable Mention</li> <li>Hit two home runs against Texas Tech (5/13)</li> <li>Hit grand slam against Penn State (4/25)</li> <li>Hit home runs in both games of doubleheader at UNCG (3/18)</li> </ul>	<ul style="list-style-type: none"> <li>No. 1-ranked player in West Virginia, as well as the No. 79 overall prospect by Perfect Game</li> </ul>	<b>CAREER HIGHS</b> Hits..... 3, (2x), 4/19/21, at Oklahoma St. Runs..... 3, (2x) 4/23/23 at Kansas State RBI..... 5, 4/23/23 vs. TCU SB..... 1, 4/20/22, vs. Pitt SO..... 4, (2x), 4/1/22, at TCU	<b>CAREER HIGHS</b> Hits..... 3, (2x), 4/19/21, at Oklahoma St. Runs..... 3, (2x) 4/23/23 at Kansas State RBI..... 5, 4/23/23 vs. TCU SB..... 1, 4/20/22, vs. Pitt SO..... 4, (2x), 4/1/22, at TCU
11	<b>BEN HAMPTON</b> Position..... LHP Class..... Junior Hometown..... De Pere, Wis. Prev. School/High School..... West De Pere HS	<ul style="list-style-type: none"> <li>2023 All-Big 12 First Team</li> <li>Matched a career-high with 10 strikeouts at K-State on March 31</li> <li>Struck out 8 in season opener at Georgia Southern</li> <li>2022 All-Big 12 Honorable Mention</li> </ul>	<ul style="list-style-type: none"> <li>2022 Academic All-Big 12 First Team</li> <li>Led the Cape Cod League in 2022 with 49 strikeouts in 42.2</li> </ul>	<b>CAREER HIGHS</b> IP..... 7.2 (2x), 3/4/23 vs. Canisius BF..... 31, 4/2/22, at TCU SO..... 10, (2x), 3/31/23, at Kansas State BB..... 5, 5/14/22, at Oklahoma Hits..... 10, 4/23/22, at Texas Tech	<b>CAREER HIGHS</b> IP..... 9.0 (10x), 4/29/23 at Baylor BF..... 42, 3/7/20 at Gonzaga SO..... 11, 5/29/21, UC San Diego BB..... 5, (2x), 4/15/23 at Oklahoma St. Hits..... 13, 3/7/20 at Gonzaga
12	<b>BLAINE TRAXEL</b> Position..... RHP Class..... Graduate Student Hometown..... Burbank, Calif. Prev. School/High School..... CSUN/Bishop Alemany HS	<ul style="list-style-type: none"> <li>2023 All-Big 12 Second Team</li> <li>Threw fifth shutout of the season at Baylor (4/29)</li> <li>Went the distance for the fourth time against Xavier (3/25)</li> <li>Threw third complete game against UNCG (3/18)</li> </ul>	<ul style="list-style-type: none"> <li>Hurled 2nd straight complete game against VCU</li> <li>Threw a complete game against Arizona (2/25) with six strikeouts</li> <li>Big 12 Pitcher of the Week (2/27, 5/2)</li> <li>NCBWA National Co-Pitcher of the Week (5/2)</li> </ul>	<b>CAREER HIGHS</b> IP..... 9.0 (10x), 4/29/23 at Baylor BF..... 42, 3/7/20 at Gonzaga SO..... 11, 5/29/21, UC San Diego BB..... 5, (2x), 4/15/23 at Oklahoma St. Hits..... 13, 3/7/20 at Gonzaga	<b>CAREER HIGHS</b> Hits..... 3, (4x), 4/29/23 at Baylor Runs..... 4, 3/18/23 at UNCG RBI..... 3, (9x), 4/2/23 at Kansas State SB..... 2, (8x), 5/6/23 vs. Oklahoma SO..... 3, (4x), 4/8/23 vs. Kansas
13	<b>BRADEN BARRY</b> Position..... OF Class..... Junior Hometown..... Louisville, Ky. Prev. School/High School..... Trinity HS	<ul style="list-style-type: none"> <li>2023 All-Big 12 Second Team</li> <li>Hit go-ahead home run against Kansas State (4/2)</li> <li>Went 7-for-14 in series against Minnesota</li> <li>Hit three-run home run in home opener against Canisius</li> </ul>	<ul style="list-style-type: none"> <li>Hit a three-run home run in 13-4 win over Georgia Southern</li> <li>2022 &amp; 2023 CoSIDA Academic All-District</li> <li>2022 Academic All-Big 12 First Team</li> </ul>	<b>CAREER HIGHS</b> Hits..... 3, (4x), 4/29/23 at Baylor Runs..... 4, 3/18/23 at UNCG RBI..... 3, (9x), 4/2/23 at Kansas State SB..... 2, (8x), 5/6/23 vs. Oklahoma SO..... 3, (4x), 4/8/23 vs. Kansas	<b>CAREER HIGHS</b> Hits..... 3, (4x), 4/29/23 at Baylor Runs..... 4, 3/18/23 at UNCG RBI..... 3, (9x), 4/2/23 at Kansas State SB..... 2, (8x), 5/6/23 vs. Oklahoma SO..... 3, (4x), 4/8/23 vs. Kansas
15	<b>MAXX YEHL</b> Position..... LHP Class..... Freshman Hometown..... Portville, N.Y. Prev. School/High School..... Portville Central HS	<ul style="list-style-type: none"> <li>Threw 2.1 scoreless innings at OSU on April 16</li> <li>Threw 3.1 hitless innings against Kansas (4/7)</li> <li>Made debut with a hitless inning against Georgia Southern on Feb. 18</li> <li>Played at Portville Central High for coach Michael Matz</li> </ul>	<ul style="list-style-type: none"> <li>PBR New York Player of the Year</li> <li>Struck out 106 batters in 45 innings as a senior (0.93 ERA)</li> <li>Did not allow a run in his junior campaign</li> <li>Listed as the No. 232 overall prospect by Perfect Game</li> </ul>	<b>CAREER HIGHS</b> IP..... 3.1, 4/7/23 vs. Kansas BF..... 12, 4/7/23 vs. Kansas SO..... 3, (2x), 4/11/23 at Penn State BB..... 2, (3x), 4/30/23 at Baylor Hits..... 3, 4/11/23 at Penn State	<b>CAREER HIGHS</b> IP..... 3.2, 5/14/23 vs. Texas Tech BF..... 912, 5/14/23 vs. Texas Tech SO..... 4, (2x), 4/30/23 at Baylor BB..... 2, (2x), 2/24/23 at Arizona Hits..... 4, 4/16/23 at Oklahoma St.
16	<b>DAVID HAGAMAN</b> Position..... RHP Class..... Freshman Hometown..... Egg Harbor City, N.J. Prev. School/High School..... Holy Spirit HS	<ul style="list-style-type: none"> <li>2023 All-Big 12 Honorable Mention</li> <li>Tossed 3.2 hitless innings against Texas Tech on May 14</li> <li>Threw 2.2 hitless innings at Kansas State (4/2)</li> <li>Threw 2.0 coreless innings against the Diamondbacks</li> <li>Threw 2.0 scoreless innings against Maryland (2/21)</li> </ul>	<ul style="list-style-type: none"> <li>Redshirted in 2022</li> <li>2021 Perfect Game/Rawlings Preseason All-America High Honorable Mention</li> <li>2020 Perfect Game Preseason Underclass All-America Honorable Mention</li> </ul>	<b>CAREER HIGHS</b> IP..... 3.2, 5/14/23 vs. Texas Tech BF..... 912, 5/14/23 vs. Texas Tech SO..... 4, (2x), 4/30/23 at Baylor BB..... 2, (2x), 2/24/23 at Arizona Hits..... 4, 4/16/23 at Oklahoma St.	<b>CAREER HIGHS</b> IP..... 3.2, 5/14/23 vs. Texas Tech BF..... 912, 5/14/23 vs. Texas Tech SO..... 4, (2x), 4/30/23 at Baylor BB..... 2, (2x), 2/24/23 at Arizona Hits..... 4, 4/16/23 at Oklahoma St.
17	<b>CARLSON REED</b> Position..... RHP Class..... Junior Hometown..... Marietta, Ga. Prev. School/High School..... Marietta HS	<ul style="list-style-type: none"> <li>2023 All-Big 12 First Team</li> <li>Collected save at Oklahoma State with 3.0 scoreless innings and six strikeouts (4/14)</li> <li>Earned the save against Marshall (3/28)</li> <li>Threw 2.2 perfect innings with five strikeouts against Hofstra on March 21</li> </ul>	<ul style="list-style-type: none"> <li>Threw 2.0 scoreless against Minnesota on March 12</li> <li>Got the save against Canisius on March 4</li> <li>2022 Academic All-Big 12 Second Team</li> </ul>	<b>CAREER HIGHS</b> IP..... 5.2, 5/5/21, vs. Pitt BF..... 23, 5/5/21, vs. Pitt SO..... 6, (2x), 4/14/23 at Oklahoma St. BB..... 4, (2x), 5/6/23 vs. Oklahoma Hits..... 6, three times	<b>CAREER HIGHS</b> IP..... 5.2, 5/5/21, vs. Pitt BF..... 23, 5/5/21, vs. Pitt SO..... 6, (2x), 4/14/23 at Oklahoma St. BB..... 4, (2x), 5/6/23 vs. Oklahoma Hits..... 6, three times
18	<b>SKYLAR KING</b> Position..... OF Class..... Freshman Hometown..... Columbia, S.C. Prev. School/High School..... Brookland-Cayce HS	<ul style="list-style-type: none"> <li>Had two-RBI double against App State on March 15</li> <li>Made first career start on March 10 against Minnesota</li> <li>Recorded first-career hit against Georgia Southern on Feb. 18</li> </ul>	<ul style="list-style-type: none"> <li>All-State and All-Region player at Brookland-Cayce</li> <li>Ranked as the No. 19 overall player in South Carolina by Perfect Game</li> <li>Also played football, earning all-region honors as a defensive back</li> </ul>	<b>CAREER HIGHS</b> Hits..... 1, (4x), 4/30/23 at Baylor Runs..... 1, (4x), 4/30/23 at Baylor RBI..... 2, 3/15/23 at App State SB..... SO..... 1, (2x), 3/28/23 vs. Marshall	<b>CAREER HIGHS</b> Hits..... 1, (4x), 4/30/23 at Baylor Runs..... 1, (4x), 4/30/23 at Baylor RBI..... 2, 3/15/23 at App State SB..... SO..... 1, (2x), 3/28/23 vs. Marshall
19	<b>TRE KEELS</b> Position..... OF Class..... Freshman Hometown..... Portsmouth, Va. Prev. School/High School..... IMG Academy	<ul style="list-style-type: none"> <li>Had a double for first-career hit against App State on March 14</li> <li>Ranked as the No. 96 overall prospect by Perfect Game</li> <li>Spent one season at IMG Academy</li> </ul>	<ul style="list-style-type: none"> <li>Began career at Maury High, helping squad to Class Region A semifinals as a junior</li> <li>Full name is Alvin Keels III</li> </ul>	<b>CAREER HIGHS</b> Hits..... 1, 3/14/23 at App State Runs..... 3, 3/14/23 at App State RBI..... 1, 2/24/23 at Arizona SB..... SO..... 1, (2x) 3/18/23 at UNCG	<b>CAREER HIGHS</b> Hits..... 1, 3/14/23 at App State Runs..... 3, 3/14/23 at App State RBI..... 1, 2/24/23 at Arizona SB..... SO..... 1, (2x) 3/18/23 at UNCG



## MOUNTAINEER PLAYER NOTES

20	 <b>NICK MATSON</b> Position.....LHP Class.....Freshman Hometown.....Nanticoke, Pa. Prev. School/High School.....Greater Nanticoke Area HS	<ul style="list-style-type: none"><li>• Injured this season, will not pitch</li><li>• Ranked as the No. 40 overall prospect in Pennsylvania by Perfect Game</li><li>• Wyoming Valley Conference All-Star</li><li>• 26 strikeouts in 23 innings as a junior</li></ul>	<ul style="list-style-type: none"><li>• Also a career .439 hitter at plate</li></ul>	<b>CAREER HIGHS</b> IP..... BF..... SO..... BB..... Hits.....
21	 <b>COLE FEHRMAN</b> Position.....LHP Class.....Freshman Hometown.....Doylestown, Pa. Prev. School/High School.....Central Bucks-West HS	<ul style="list-style-type: none"><li>• Made WVU debut against Arizona on Feb. 26</li><li>• Ranked as the No. 6 left-handed pitcher in Pennsylvania by Perfect Game</li><li>• Went 5-1 with a 0.94 ERA as a senior (63 strikeouts)</li><li>• Finished with a 2.03 ERA as a junior</li></ul>	<ul style="list-style-type: none"><li>• All-Area and All-League selection</li></ul>	<b>CAREER HIGHS</b> IP.....0.2, 3/15/23 at App State BF.....5, 3/28/23 vs. Marshall SO.....1, (2x) 3/15/23 at App State BB.....1, (3x) 4/1/23 at Kansas State Hits.....3, 2/26/23 at Arizona
23	 <b>ELLIS GARCIA</b> Position.....INF Class.....Freshman Hometown.....Elmwood Park, N.J. Prev. School/High School.....P27 Academy	<ul style="list-style-type: none"><li>• Hit go-ahead three run homer against TCU on April 22</li><li>• Went 4-for-5 with first home run at App State on March 15</li><li>• Had WVU's lone hit against the Diamondbacks</li><li>• Had first-career hit against No. 13 Maryland on Feb. 21</li></ul>	<ul style="list-style-type: none"><li>• Ranked as the No. 37 player in New Jersey, according to Perfect Game</li></ul>	<b>CAREER HIGHS</b> Hits.....4, 3/15/23 at App State Runs.....3, 3/18/23 at UNCG RBI.....4, 3/14/23 at App State SB.....1, (2x), 4/19/23 vs. Pitt SO.....2, 2/17/23 at Georgia Southern
24	 <b>AIDAN MAJOR</b> Position.....RHP Class.....Sophomore Hometown.....Mill Hall, Pa. Prev. School/High School.....Central Mountain HS	<ul style="list-style-type: none"><li>• 2023 All-Big 12 Honorable Mention</li><li>• Collected first save with 3.0 scoreless innings against TCU (4/22)</li><li>• Earned win at Oklahoma State (4/15), throwing the final 5.1 innings with eight strikeouts</li></ul>	<ul style="list-style-type: none"><li>• Ranked No. 144 starting pitcher in D1Baseball's 2023 Position Rankings</li><li>• 2022 Academic All-Big 12 Rookie team</li><li>• Finished 2022 with a 3-0 record and a 3.49 ERA in</li><li>• Recorded 31 strikeouts in 28.1 innings</li></ul>	<b>CAREER HIGHS</b> IP.....6.0, (2x), 3/21/23 vs. Hofstra BF.....24, 3/21/23 vs. Hofstra SO.....8, (2x), 4/15/23 at Oklahoma State BB.....4, 4/20/22 vs. Pitt Hits.....7, 3/21/23 vs. Hofstra
25	 <b>LANDON WALLACE</b> Position.....OF Class.....Junior Hometown.....Roseville, Calif. Prev. School/High School.....Nevada/Roseville HS	<ul style="list-style-type: none"><li>• 2023 Big 12 Second Team</li><li>• Had four RBI against Oklahoma State on April 15</li><li>• Hit two home runs against Kansas on April 9</li><li>• Executed a straight steal of home in season opener against Georgia Southern (Feb. 17) and against App State (March 15)</li></ul>	<ul style="list-style-type: none"><li>• Hit first home run for the Mountaineers in 2023 with three-run shot against GSU (Feb. 19)</li><li>• Played two seasons at Nevada and it .331 with six home runs and 52 RBI with the Wolfpack in 78 games</li></ul>	<b>CAREER HIGHS</b> Hits.....3, six times Runs.....3, (5x), 4/9/23 vs. Kansas RBI.....4, (2x), 4/15/23 at Oklahoma St. SB.....2, 3/14/23 at App State SO.....4, two times
26	 <b>NICK BARONE</b> Position.....1B Class.....Freshman Hometown.....Montoursville, Pa. Prev. School/High School.....Loyalsock Township HS	<ul style="list-style-type: none"><li>• Hit a grand slam at Baylor on April 30</li><li>• Made first start against TCU (4/24)</li><li>• Hit a home run against UNCG on March 18, his first hit at WVU</li><li>• Ranked No. 34 overall player and No. 1 first-baseman in Pennsylvania by Perfect Game</li></ul>	<ul style="list-style-type: none"><li>• Hit nearly .500 as a four-year starter in high school</li><li>• All-Sun Gazette First Team</li></ul>	<b>CAREER HIGHS</b> Hits.....1, (2x), 4/30/23 at Baylor Runs.....2, 3/18/23 at UNCG RBI.....4, 4/30/23 at Baylor SB..... SO.....1, 4/24/23 vs. TCU
27	 <b>JJ WETHERHOLT</b> Position.....INF Class.....Sophomore Hometown.....Mars, Pa. Prev. School/High School.....Mars Area HS	<ul style="list-style-type: none"><li>• 2023 Big 12 Player of the Year</li><li>• 2023 All-Big 12 First Team</li><li>• 2023 Golden Spikes Award Semifinalist</li><li>• Dick Howser Trophy Semifinalist</li><li>• CSC Academic All-District</li><li>• Perfect Game and D1Baseball Midseason All-American</li></ul>	<ul style="list-style-type: none"><li>• Ranked No. 1 second baseman on D1Baseball's 2023 Week 6 and 12 position rankings</li><li>• Named Big 12 Player of the Week (2/27, 5/2, 5/15)</li><li>• 2022 All-Big 12 Honorable Mention</li><li>• 2022 Big 12 All-Freshman Team</li><li>• 2022 Academic Big-12 Rookie Team</li></ul>	<b>CAREER HIGHS</b> Hits.....5, 3/14/23 at App State Runs.....4, (3x), 5/30/23 at Baylor RBI.....6, 3/14/23 at App State SB.....4, 3/25/22 vs. Youngstown State SO.....3, (2x), 5/10/22 vs. Pitt
30	 <b>BRYCE AMOS</b> Position.....RHP Class.....Freshman Hometown.....Shadyside, Ohio Prev. School/High School.....Shadyside HS	<ul style="list-style-type: none"><li>• Rated as the No. 29 overall prospect in Ohio by Perfect Game</li><li>• All-state and All-District selection</li><li>• Threw three consecutive no-hitters in final three starts of senior season</li><li>• Also played basketball</li></ul>		<b>CAREER HIGHS</b> IP..... BF..... SO..... BB..... Hits.....
31	 <b>JAKE CARR</b> Position.....LHP Class.....Senior Hometown.....St. Albans, W. Va. Prev. School/High School.....St. Albans HS	<ul style="list-style-type: none"><li>• Threw 4.0 scoreless innings against App State (3/15)</li><li>• Pitched in all three games against Georgia Southern</li><li>• Did not participate in 2022</li><li>• 2021 Academic All-Big 12 Second Team</li></ul>	<ul style="list-style-type: none"><li>• 2020 Collegiate Baseball News Freshman All-American</li></ul>	<b>CAREER HIGHS</b> IP.....8.0, 2/23/20, vs. Illinois BF.....27, 2/23/20, vs. Illinois SO.....8, 5/8/21, vs. Oklahoma BB.....3, 4/10/21, at Baylor Hits.....10, 3/14/21, vs. Central Michigan
32	 <b>CHRIS SLEEPER</b> Position.....RHP Class.....Sophomore Hometown.....Henrietta, N.Y. Prev. School/High School.....Rush-Henrietta HS	<ul style="list-style-type: none"><li>• 2022 Big 12 All-Freshman Team</li><li>• Academic All-Big 12 Rookie Team</li><li>• Finished with a 3-4 record and a 3.63 ERA in 14 appearances, including four starts</li><li>• Logged 42.1 innings, striking out 28 with opponents</li></ul>	<ul style="list-style-type: none"><li>• hitting .237 against him</li></ul>	<b>CAREER HIGHS</b> IP.....5.0, (2x), 4/23/22, at Texas Tech BF.....21, 4/23/22, at Texas Tech SO.....5, 2/20/22, vs. Central Michigan BB.....3, three times Hits.....5, 2/26/22, at Charlotte
33	 <b>LOGAN SAUVE</b> Position.....C Class.....Freshman Hometown.....Boiling Springs, Pa. Prev. School/High School.....Cumberland Valley HS	<ul style="list-style-type: none"><li>• 2023 All-Big 12 Honorable Mention</li><li>• Hit a home run and drove in four against Oklahoma on May 7</li><li>• Hit first-career home run against Kansas (4/8)</li><li>• Has reached base five times in three different games (GSU, 2/19; App State, 3/15; Hofstra, 3/22)</li></ul>	<ul style="list-style-type: none"><li>• Scored three runs against App State (March 15)</li><li>• Collected first career hit against Georgia Southern on Feb. 18</li><li>• Ranked as #1 catcher in Pennsylvania by Perfect Game</li><li>• Hit .493 at the plate as a junior and .423 as a senior</li></ul>	<b>CAREER HIGHS</b> Hits.....2, (8x) 5/10/23 Pitt Runs.....3, 3/15/23 at App State RBI.....4, 5/7/23 vs. Oklahoma SB..... SO.....3, 3/11/23 at Minnesota
35	 <b>GAVIN VAN KEMPEN</b> Position.....RHP Class.....Freshman Hometown.....Castleton, N.Y. Prev. School/High School.....Maple Hill HS	<ul style="list-style-type: none"><li>• Struck out eight in 5.1 innings against Canisius (3/8) in first-career start</li><li>• Made debut with 1.0 scoreless innings and two strikeouts against Georgia Southern on Feb. 18</li><li>• Selected by the St. Louis Cardinals in the 20th round</li></ul>	<ul style="list-style-type: none"><li>• of the 2022 MLB Draft</li><li>• 2022 MLB Draft Combine participant</li><li>• Ranked as the No. 232 overall prospect by Perfect Game</li></ul>	<b>CAREER HIGHS</b> IP.....5.1, 3/8/23 vs. Canisius BF.....22, 3/8/23 vs. Canisius SO.....8, 3/8/23 vs. Canisius BB.....4, 3/22/23 vs. Hofstra Hits.....6, 3/8/23 vs. Canisius
36	 <b>NOAH SHORT</b> Position.....RHP Class.....Graduate Student Hometown.....Scott Depot, W. Va. Prev. School/High School.....Morehead State/Hurricane HS	<ul style="list-style-type: none"><li>• Has made 73 appearances in his career, setting a new program record</li><li>• 2022 All-Big 12 Honorable Mention</li><li>• 2022 Academic All-Big 12 First Team</li><li>• Struck out 84 in 69.0 career innings</li></ul>	<ul style="list-style-type: none"><li>• Has held opponents to just a .238 batting average</li></ul>	<b>CAREER HIGHS</b> IP.....3.1, (2x), 5/1/22, at Kansas BF.....15, 4/8/22 vs. Baylor SO.....6, 4/8/22, vs. Baylor BB.....2, three times Hits.....3, five times
37	 <b>GRANT SIEGEL</b> Position.....RHP Class.....Sophomore Hometown.....Fort Lauderdale, Fla. Prev. School/High School.....Tulane/University School	<ul style="list-style-type: none"><li>• Allowed just one hit in 5.0 innings at UNCG (3/19)</li><li>• Struck out a season-high six against Minnesota</li><li>• Earned the win in his Mountaineer debut against Georgia Southern, throwing 5.0 innings</li><li>• Played one season at Tulane, where he went 7-1 with</li></ul>	<ul style="list-style-type: none"><li>• a 3.02 ERA</li><li>• All-AAC Second Team</li><li>• American Athletic Conference Honor Roll</li></ul>	<b>CAREER HIGHS</b> IP.....7.0, (2x), 4/1/22, at Memphis BF.....29, 4/8/22 vs. South Florida SO.....8, 4/8/22 vs. South Florida BB.....4, 3/12/23 vs. Minnesota Hits.....9, 2/26/23 at Arizona

## MOUNTAINEER PLAYER NOTES

40		<b>CARSON ESTRIDGE</b> Position..... RHP Class..... Freshman Hometown..... Haymarket, Va. Prev. School/High School..... Battlefield HS	<ul style="list-style-type: none"> <li>Struck out seven in 4.0 innings against Pitt (5/3)</li> <li>Made first-career start against Pitt at PNC Park (4/19)</li> <li>Earned the save with 3.0 innings against Kansas (4/9)</li> <li>Made debut with a scoreless inning against Minnesota on March 11</li> <li>Ranked as the No. 21 player in Virginia by Perfect Game</li> </ul>	Game <ul style="list-style-type: none"> <li>2022 All-Met Team by Washington Post</li> <li>Had a 1.77 ERA as a senior</li> <li>Finished with a 7-2 record and 1.54 ERA with 60 strikeouts as a junior</li> </ul>	<b>CAREER HIGHS</b> IP.....4.0, 5/3/23 vs. Pitt BF.....16, 5/3/23 vs. Pitt SO.....7, 5/3/23 vs. Pitt BB.....2, 4/9/23 vs. Kansas Hits.....5, 4/19/23 vs. Pitt
41		<b>SAM WHITE</b> Position..... UTL Class..... Freshman Hometown..... Aurora, Ontario, Canada Prev. School/High School..... Aurora HS	<ul style="list-style-type: none"> <li>Had walk-off single against Hofstra (3/22)</li> <li>Went 4-for-5 against Arizona (Feb. 24)</li> <li>Hit first-career home run against No. 13 Maryland on Feb. 21</li> <li>Member of the Canadian Junior National team</li> </ul>	<ul style="list-style-type: none"> <li>All-Tournament Team at the 2021 WWBA U-17 National Championship</li> <li>Also a standout hockey player, where he was drafted in the Ontario Hockey League</li> <li>No. 1-ranked catcher in Ontario, per PBR</li> </ul>	<b>CAREER HIGHS</b> Hits.....4, 2/24/23 at Arizona Runs.....2, (5x), 4/25/23 vs. Penn State RBI.....3, (2x), 4/21/23 vs. TCU SB..... SO.....3, (2x), 4/2/23 at Kansas State
42		<b>TOMMY BEAM</b> Position..... RHP Class..... Freshman Hometown..... Gibsonia, Pa. Prev. School/High School..... Pine-Richland HS	<ul style="list-style-type: none"> <li>Struck out two in season against UNCG on 3/18</li> <li>Redshirted in 2022 after making one appearance against Central Michigan</li> <li>Academic All-Big 12 Rookie Team</li> </ul>		<b>CAREER HIGHS</b> IP.....1.0, 3/18/23 at UNCG BF.....5, 2/18/22 vs. CMU SO.....2, 3/18/23 at UNCG BB.....2, 2/18/22 vs. CMU Hits.....3, 2/18/22 vs. CMU
43		<b>ROBBY PORCO</b> Position..... RHP Class..... Freshman Hometown..... Warrington, Pa. Prev. School/High School..... Central Bucks-South HS	<ul style="list-style-type: none"> <li>Struck out 12 batters in 6.0 innings vs. Kansas (4/9)</li> <li>Named Big 12 Co-Pitcher of the Week (4/10)</li> <li>Threw 5.0 innings and allowed just two runs against No. 13 Maryland to earn the win</li> <li>Top 500 national prospect by Perfect Game (No. 494)</li> </ul>	<ul style="list-style-type: none"> <li>Also was listed as Pennsylvania's No. 12 overall prospect</li> <li>West Point Leadership Award – exceptional performance in academics, athletics, community service, leadership and moral character</li> </ul>	<b>CAREER HIGHS</b> IP.....6.0, 4/9/23 vs. Kansas BF.....25, 4/9/23 vs. Kansas SO.....12, 4/9/23 vs. Kansas BB.....4, 4/23/23 vs. TCU Hits.....6, 4/16/23 at Oklahoma St.
44		<b>KEEGAN ALLEN</b> Position..... RHP Class..... Sophomore Hometown..... Rogers, Ark. Prev. School/High School..... Oklahoma/Bentonville HS	<ul style="list-style-type: none"> <li>Picked up the win with 2.0 perfect innings against Hofstra (3/22)</li> <li>Earned the save against No. 13 Maryland on Feb. 21</li> <li>Played one season for Oklahoma</li> </ul>	<ul style="list-style-type: none"> <li>Logged 7.0 innings on the mound and finished with eight strikeouts in 2022</li> </ul>	<b>CAREER HIGHS</b> IP.....2.0, 3/22/23 vs. Hofstra BF.....8, 3/26/22 vs. Baylor SO.....2, three times BB.....2, two times Hits.....3, two times
45		<b>MICHAEL KILKER</b> Position..... RHP Class..... Sophomore Hometown..... Hazleton, Pa. Prev. School/High School..... Hazleton HS	<ul style="list-style-type: none"> <li>Made season debut against Arizona on Feb. 26</li> <li>Academic All-Big 12 Rookie Team</li> <li>Finished 2022 with a 2-0 record in 11 appearances, including two starts, and a 6.17 ERA</li> <li>Pitched 13.1 innings with 21 strikeouts</li> </ul>		<b>CAREER HIGHS</b> IP.....2.0, 3/22/23 vs. Arizona BF.....9, three times SO.....4, 3/25/22, vs. Youngstown State BB.....3, 3/18/22, at Campbell Hits.....3, 3/25/22, vs. Youngstown State
46		<b>WILL WATSON</b> Position..... RHP Class..... Sophomore Hometown..... Brampton, Ontario, Canada Prev. School/High School..... David Suzuki Secondary	<ul style="list-style-type: none"> <li>Academic All-Big 12 Rookie Team</li> <li>Logged 6.1 innings in seven appearances</li> <li>Finished with nine strikeouts</li> </ul>		<b>CAREER HIGHS</b> IP.....2.0, 5/4/22, vs. Charleston (W. Va.) BF.....7, 5/4/22, vs. Charleston (W. Va.) SO.....4, 5/4/22, vs. Charleston (W. Va.) BB.....3, 5/13/22, at Oklahoma Hits.....3, 5/19/22 at Kansas State
50		<b>CALEB MCNEELY</b> Position..... INF Class..... Senior Hometown..... Versailles, Ky. Prev. School/High School..... Walters State CC./Woodford County HS	<ul style="list-style-type: none"> <li>2023 All-Big 12 Honorable Mention</li> <li>Became first Mountaineer to hit a home run at PNC Park on April 19</li> <li>Hit two home runs at Marshall (4/5)</li> <li>Hit for the cycle at Kansas State on March 31</li> </ul>	<ul style="list-style-type: none"> <li>Had two home runs against Richmond (3/5)</li> <li>Hit first home run for WVU in win over Georgia Southern on Feb. 19</li> <li>2022 NJCAA All-American and TCCAA Player of the Year</li> <li>Hit .376 with 49 home runs and 180 RBI in 155 games</li> </ul>	<b>CAREER HIGHS</b> Hits.....4, (2x), 3/31/23 at Kansas State Runs.....3, 4/9/23 vs. Kansas RBI.....4, 4/5/23 at Marshall SB.....2, 3/15/23 at App State SO.....3, 3/12/23 vs. Minnesota
83		<b>ZACK RAMPPEN</b> Position..... C/INF Class..... Freshman Hometown..... New Canaan, Conn. Prev. School/High School..... New Canaan HS	<ul style="list-style-type: none"> <li>Had game-tying pinch hit single in against Oklahoma State (4/16)</li> <li>Recorded first-career hit against Arizona on Feb. 26</li> <li>Ranked as Connecticut's No. 2 catcher by Perfect Game</li> </ul>	<ul style="list-style-type: none"> <li>All-State and All-County selection</li> </ul>	<b>CAREER HIGHS</b> Hits.....1, (2x), 4/16/23 at Oklahoma State Runs.....1, (2x), 4/30/23 at Baylor RBI.....1, 4/16/23 at Oklahoma State SB..... SO.....1, 4/25/23 at Penn State

## 2023 RUNS BY INNING

Score by Innings	1	2	3	4	5	6	7	8	9	EX	Total
West Virginia	52	48	49	71	50	44	44	41	41	2	442
Opponents	35	44	29	25	33	41	22	31	9	0	269

Most runs in an inning: 4th inning (71)  
 Fewest runs in an inning: 8th and 9th inning (41)  
 Biggest inning over opponent: 4th inning (46)  
 Biggest inning of deficit:





# 14 RANDY MAZEY

## HEAD COACH



### Personal

Hometown	Johnstown, Pa.
Alma Mater	Clemson, 1988 (B.S.) Clemson, 1993 (M.S.)
Family	wife, Amanda; son, Weston; daughter, Sierra

### Playing Experience

1985-88	Clemson (NCAA)
1988	Burlington (Rookie)
1989	Miami (Class A)

### Playing Honors

1986	All-ACC First Team
1987	All-ACC First Team All-ACC Academic Team
1988	All-ACC Second Team All-ACC Academic Team

### Postseason Experience

at Clemson	
1990-93	NCAA Regional
1991	College World Series

at Charleston Southern	
1996	NCAA Regional

at Tennessee	
2001	NCAA Regional
2001	NCAA Super Regional
2001	College World Series

at East Carolina	
2003-05	NCAA Regional
2004	NCAA Super Regional

at TCU	
2007-12	NCAA Regional
2009-10, '12	NCAA Super Regional
2010	College World Series

at West Virginia	
2017	NCAA Regional
2019	NCAA Regional

### Coaching Record

Year	School	Pos.	W-L	NCAA
1990	Clemson	AC	43-23	Regional
1991	Clemson	AC	60-10	CWS
1992	Clemson	AC	50-14	Regional
1993	Clemson	AC	45-20	Regional
1994	Char. Southern	HC	19-34	
1995	Char. Southern	HC	17-36	
1996	Char. Southern	HC	30-24-1	Regional
1997	Georgia	AC	28-27	
1998	East Carolina	AC	30-29	
1999	Tennessee	AC	28-28	
2000	Tennessee	AC	40-23	
2001	Tennessee	AC	48-20	CWS
2002	Tennessee	AC	27-28	
2003	East Carolina	HC	34-27-1	Regional
2004	East Carolina	HC	51-13	S. Regional
2005	East Carolina	HC	35-26	Regional
2007	TCU	AC	48-14	Regional
2008	TCU	AC	44-1	Regional
2009	TCU	AC	40-18	S. Regional
2010	TCU	AC	54-14	CWS
2011	TCU	AC	43-19	Regional
2012	TCU	AC	40-22	S. Regional
2013	West Virginia	HC	33-26	
2014	West Virginia	HC	28-26	
2015	West Virginia	HC	27-27	
2016	West Virginia	HC	36-22	
2017	West Virginia	HC	36-26	Regional
2018	West Virginia	HC	29-27	
2019	West Virginia	HC	38-22	Regional
2020	West Virginia	HC	11-5	COVID-19
2021	West Virginia	HC	25-27	
2022	West Virginia	HC	33-22	
2023	West Virginia	HC	39-16	

Total Years – Coaching	33rd
Total Years – Head Coach	17th
NCAA Tournaments	17
College World Series	3

Record at WVU	335-246 (.578)
Head Coaching Record	521-406-2 (.563)



## 2023 RESULTS SUMMARY

Date	Opponent	Score	Inns	Overall	Big 12	Pitcher of record	Attend	Time
Feb 17, 2023	at Georgia Southern	L 3-4	9	0-1-0	0-0-0	Major, A. (L 0-1)	2838	2:57
Feb 18, 2023	at Georgia Southern	L 2-6	9	0-2-0	0-0-0	Traxel, B. (L 0-1)	3133	2:46
Feb 19, 2023	at Georgia Southern	w 13-4	9	1-2-0	0-0-0	Siegel, G. (W 1-0)	2652	3:19
Feb 21, 2023	at #13 Maryland	w 8-6	9	2-2-0	0-0-0	Porco, R. (W 1-0)	1278	3:03
Feb 24, 2023	at Arizona	w 6-5	(11)	3-2-0	0-0-0	Reed, C. (W 1-0)	3318	3:46
Feb 25, 2023	at Arizona	w 5-1	9	4-2-0	0-0-0	Traxel, B. (W 1-1)	3463	2:24
Feb 26, 2023	at Arizona	L 5-15	9	4-3-0	0-0-0	Siegel, G. (L 1-1)	2205	2:33
Mar 04, 2023	at VCU	w 8-5	9	5-3-0	0-0-0	Traxel, B. (W 2-1)	500	2:23
Mar 04, 2023	vs Canisius	w 3-2	9	6-3-0	0-0-0	Major, A. (W 1-1)	235	2:40
Mar 05, 2023	at Richmond	L 3-7	9	6-4-0	0-0-0	Porco, R. (L 1-1)	773	2:30
Mar 08, 2023	CANISIUS	w 8-1	9	7-4-0	0-0-0	Van Kempen (W 1-0)	1403	2:59
Mar 10, 2023	MINNESOTA	w 15-7	9	8-4-0	0-0-0	Porco, R. (W 2-1)	1151	3:10
Mar 11, 2023	MINNESOTA	w 7-2	9	9-4-0	0-0-0	Traxel, B. (W 3-1)	1325	2:45
Mar 12, 2023	MINNESOTA	w 7-4	9	10-4-0	0-0-0	Short, N. (W 1-0)	1113	3:12
Mar 14, 2023	at App State	w 18-1	9	11-4-0	0-0-0	Estridge, C. (W 1-0)	110	3:19
Mar 15, 2023	at App State	w 18-5	9	12-4-0	0-0-0	Carr, J. (W 1-0)	150	3:42
Mar 18, 2023	at UNC Greensboro-1	w 28-2	9	13-4-0	0-0-0	Hampton, B. (W 1-0)	436	3:07
Mar 18, 2023	at UNC Greensboro-2	w 4-1	9	14-4-0	0-0-0	Traxel, B. (W 4-1)	419	2:01
Mar 19, 2023	at UNC Greensboro	w 8-0	9	15-4-0	0-0-0	Siegel, G. (W 2-1)	355	2:39
Mar 21, 2023	HOFSTRA	L 2-4	9	15-5-0	0-0-0	Major, A. (L 1-2)	1474	2:34
Mar 22, 2023	HOFSTRA	w 6-5	(10)	16-5-0	0-0-0	Allen, K. (W 1-0)	1252	3:13
Mar 24, 2023	XAVIER	w 5-4	9	17-5-0	0-0-0	Reed, C. (W 2-0)	1267	2:40
Mar 25, 2023	XAVIER	w 7-2	9	18-5-0	0-0-0	Traxel, B. (W 5-1)	2339	2:30
Mar 26, 2023	XAVIER	L 3-8	9	18-6-0	0-0-0	Siegel, G. (L 2-2)	1968	3:05
Mar 28, 2023	MARSHALL	w 9-7	9	19-6-0	0-0-0	Estridge, C. (W 2-0)	2457	3:35
* Mar 31, 2023	at Kansas State	w 8-3	9	20-6-0	1-0-0	Hampton, B. (W 2-0)	2310	2:31
* Apr 01, 2023	at Kansas State	L 1-7	9	20-7-0	1-1-0	Traxel, B. (L 5-2)	2239	2:35
* Apr 02, 2023	at Kansas State	w 10-6	9	21-7-0	2-1-0	Porco, R. (W 3-1)	2124	2:41
Apr 05, 2023	at Marshall	w 15-9	9	22-7-0	2-1-0	Yehl, M. (W 1-0)	5047	3:21
* Apr 07, 2023	KANSAS	L 3-5	9	22-8-0	2-2-0	Hampton, B. (L 2-1)	2535	3:08
* Apr 08, 2023	KANSAS	L 7-10	9	22-9-0	2-3-0	Traxel, B. (L 5-3)	2964	3:08
* Apr 09, 2023	KANSAS	w 12-3	9	23-9-0	3-3-0	Porco, R. (W 4-1)	1748	2:52
Apr 11, 2023	at Penn State	L 6-11	9	23-10-0	3-3-0	Fehrman, C. (L 0-1)	2700	3:00
* Apr 14, 2023	at #14 Oklahoma State	w 6-3	9	24-10-0	4-3-0	Hampton, B. (W 3-1)	5055	3:11
* Apr 15, 2023	at #14 Oklahoma State	w 9-5	9	25-10-0	5-3-0	Major, A. (W 2-2)	5817	3:01
* Apr 16, 2023	at #14 Oklahoma State	L 6-11	9	25-11-0	5-4-0	Hagaman, D. (L 0-1)	4576	3:34
Apr 19, 2023	vs Pitt	w 9-4	9	26-11-0	5-4-0	Van Kempen (W 2-0)	2052	3:00
* Apr 21, 2023	TCU	w 5-4	9	27-11-0	6-4-0	Hampton, B. (W 4-1)	3441	2:52
* Apr 22, 2023	TCU	w 7-4	9	28-11-0	7-4-0	Siegel, G. (W 3-2)	3290	2:45
* Apr 23, 2023	TCU	w 17-7	7	29-11-0	8-4-0	Short, N. (W 2-0)	2421	3:22
Apr 25, 2023	PENN STATE	w 14-2	9	30-11-0	8-4-0	Van Kempen (W 3-0)	3475	2:47
* Apr 28, 2023	at Baylor	w 5-4	9	31-11-0	9-4-0	Major, A. (W 3-2)	1729	3:15
* Apr 29, 2023	at Baylor	w 10-0	9	32-11-0	10-4-0	Traxel, B. (W 6-3)	2407	3:08
* Apr 30, 2023	at Baylor	w 18-4	9	33-11-0	11-4-0	Siegel, G. (W 4-2)	1829	3:39
May 03, 2023	PITT	w 10-0	7	34-11-0	11-4-0	Estridge, C. (W 3-0)	4070	2:10
* May 05, 2023	OKLAHOMA	w 9-3	9	35-11-0	12-4-0	Hampton, B. (W 5-1)	3411	2:56
* May 06, 2023	OKLAHOMA	L 3-6	9	35-12-0	12-5-0	Traxel, B. (L 6-4)	4387	2:53
* May 07, 2023	OKLAHOMA	w 9-3	9	36-12-0	13-5-0	Short, N. (W 3-0)	2873	2:50
May 10, 2023	at Pittsburgh	w 9-8	9	37-12-0	13-5-0	Short, N. (W 4-0)	642	3:00
* May 12, 2023	TEXAS TECH	L 2-5	9	37-13-0	13-6-0	Hampton, B. (L 5-2)	2991	2:55
* May 13, 2023	TEXAS TECH	w 17-2	9	38-13-0	14-6-0	Traxel, B. (W 7-4)	3227	2:46
* May 14, 2023	TEXAS TECH	w 5-3	9	39-13-0	15-6-0	Hagaman, D. (W 1-1)	3312	2:55
* May 18, 2023	at Texas	L 2-12	9	39-14-0	15-7-0	Estridge, C. (L 3-1)	6662	2:58
* May 19, 2023	at Texas	L 4-10	9	39-15-0	15-8-0	Traxel, B. (L 7-5)	7015	3:00
* May 20, 2023	at Texas	L 3-7	9	39-16-0	15-9-0	Hampton, B. (L 5-3)	7468	2:56

( ) extra inning game



## 2023 TEAM BATTING GAME-BY-GAME

Date	Opponent	ab	r	h	rbi	2b	3b	hr	tb	bb	ibb	sb	cs	hbp	sac	sf	qdp	k	po	a	e	lob	avg
Feb 17	at Georgia Southern	33	3	8	2	2	2	0	14	2	0	4	0	5	0	1	0	13	24	8	3	11	.242
Feb 18	at Georgia Southern	32	2	8	1	3	0	0	11	6	0	0	0	1	1	0	2	9	24	11	2	11	.246
Feb 19	at Georgia Southern	34	13	10	11	2	0	3	21	8	1	5	0	7	0	2	1	4	27	10	0	11	.263
Feb 21	at Maryland	37	8	11	8	1	0	2	18	10	0	5	0	1	0	0	1	7	27	15	0	13	.272
Feb 24	at Arizona	42	6	14	5	4	1	1	23	3	0	4	0	2	3	0	1	13	33	12	3	11	.287
Feb 25	at Arizona	32	5	8	5	3	0	0	11	3	0	3	0	3	0	0	1	9	27	5	0	6	.281
Feb 26	at Arizona	34	5	8	5	1	0	2	15	2	0	2	0	1	0	0	1	4	24	12	2	5	.275
Mar 04	at VCU	37	8	9	8	1	0	2	16	3	0	1	0	1	0	0	0	7	27	8	2	6	.270
Mar 04	vs Canisius	27	3	5	3	1	0	0	6	3	0	2	2	1	1	0	0	10	27	12	2	5	.263
Mar 05	at Richmond	34	3	9	3	2	0	3	20	2	0	0	0	0	0	0	0	9	24	9	0	6	.263
Mar 08	CANISIUS	31	8	10	8	4	0	2	20	9	0	4	2	1	0	1	0	7	27	12	0	10	.268
Mar 10	MINNESOTA	38	15	13	12	2	2	1	22	9	0	1	0	1	0	1	1	5	27	11	2	10	.275
Mar 11	MINNESOTA	32	7	8	5	1	0	1	12	6	1	6	1	0	0	0	0	13	27	10	1	7	.273
Mar 12	MINNESOTA	29	7	11	6	3	0	0	14	5	2	0	0	3	2	1	2	3	27	9	1	9	.280
Mar 14	at App State	41	18	15	18	3	0	0	18	8	0	6	0	1	0	3	1	4	27	6	0	8	.287
Mar 15	at App State	38	18	14	15	6	1	1	25	15	0	5	0	0	2	0	2	6	27	10	1	10	.292
Mar 18	at UNC Greensboro	55	28	23	21	3	0	4	38	5	0	4	0	2	0	0	0	10	27	7	1	7	.304
Mar 18	at UNC Greensboro	29	4	6	4	0	1	1	11	4	1	2	1	0	2	1	1	1	27	10	2	5	.299
Mar 19	at UNC Greensboro	36	8	11	7	1	0	1	15	7	1	3	0	2	0	1	2	7	27	12	1	11	.300
Mar 21	HOFSTRA	32	2	6	2	3	0	0	9	5	2	3	0	2	0	0	0	9	27	13	2	10	.294
Mar 22	HOFSTRA	35	6	11	5	4	0	0	15	6	1	4	1	8	1	0	2	8	30	14	0	15	.295
Mar 24	XAVIER	30	5	9	5	2	0	1	14	4	0	1	0	1	2	0	0	10	27	8	2	7	.296
Mar 25	XAVIER	35	7	12	7	2	1	3	25	2	0	1	0	1	1	0	1	4	27	7	0	8	.298
Mar 26	XAVIER	31	3	7	3	0	0	0	7	10	0	4	0	2	0	0	2	6	27	8	1	13	.295
Mar 28	MARSHALL	32	9	12	7	2	1	1	19	8	0	4	2	4	0	1	1	7	27	10	4	13	.298
*Mar 31	at Kansas State	39	8	13	8	4	1	3	28	2	0	0	0	1	1	0	0	8	27	8	0	8	.299
*Apr 01	at Kansas State	29	1	4	1	0	1	0	6	4	0	0	0	1	1	0	0	8	24	13	1	7	.294
*Apr 02	at Kansas State	36	10	13	10	2	0	3	24	3	1	0	0	0	1	2	0	8	27	9	0	5	.297
Apr 05	at Marshall	40	15	16	13	5	0	3	30	7	0	3	0	0	2	0	1	4	27	7	0	7	.301
*Apr 07	KANSAS	35	3	9	3	4	0	1	16	6	0	0	2	0	0	0	0	15	27	10	2	11	.300
*Apr 08	KANSAS	34	7	9	7	2	1	1	16	5	0	1	0	3	1	2	0	9	27	14	1	11	.298
*Apr 09	KANSAS	36	12	13	12	5	0	3	27	3	0	0	2	3	0	0	0	2	27	10	4	6	.300
Apr 11	at Penn State	34	6	9	5	2	0	0	11	3	0	0	0	3	0	2	1	9	24	11	3	9	.299
*Apr 14	at Oklahoma State	37	6	11	6	1	0	1	15	10	1	2	0	2	1	0	0	14	27	12	0	17	.299
*Apr 15	at Oklahoma State	34	9	9	6	0	0	1	12	6	0	2	0	1	0	1	2	8	27	7	1	6	.298
*Apr 16	at Oklahoma State	36	6	14	6	6	0	1	23	7	0	3	1	0	2	0	1	9	24	8	1	12	.301
Apr 19	vs Pitt	35	9	12	8	0	0	1	15	4	0	4	1	2	0	1	0	6	27	7	2	9	.302
*Apr 21	TCU	29	5	6	5	1	0	2	13	7	0	0	0	0	0	0	0	7	27	10	2	7	.300
*Apr 22	TCU	29	7	8	6	1	1	1	14	1	0	0	0	1	0	0	1	7	27	12	1	0	.299
*Apr 23	TCU	33	17	13	16	3	0	1	19	9	0	1	0	3	0	1	1	8	21	8	0	9	.302
Apr 25	PENN STATE	35	14	13	14	0	1	3	24	6	0	1	0	1	0	1	0	5	27	10	2	5	.303
*Apr 28	at Baylor	31	5	7	5	2	1	0	11	6	0	5	1	3	2	0	0	8	27	10	1	10	.302
*Apr 29	at Baylor	35	10	8	6	1	0	2	15	10	0	3	1	4	1	0	0	11	27	11	0	13	.300
*Apr 30	at Baylor	40	18	19	16	2	0	4	33	9	1	3	1	3	1	1	1	8	27	9	0	9	.305
May 03	PITT	29	10	11	10	1	0	2	18	4	0	3	0	2	0	0	0	6	21	5	1	7	.306
*May 05	OKLAHOMA	30	9	9	8	4	0	1	16	9	0	5	0	3	0	0	2	8	27	10	1	9	.306
*May 06	OKLAHOMA	35	3	9	3	3	0	0	12	1	0	0	0	1	0	1	0	6	27	12	0	8	.305
*May 07	OKLAHOMA	30	9	9	9	3	0	2	18	2	0	0	0	3	1	1	0	8	27	12	2	4	.305
May 10	at Pittsburgh	36	9	11	8	4	0	2	21	5	1	6	1	1	1	0	0	10	27	10	2	7	.305
*May 12	TEXAS TECH	32	2	6	2	2	0	0	8	6	0	0	1	1	0	0	0	14	27	10	1	10	.303
*May 13	TEXAS TECH	35	17	13	15	4	0	3	26	8	0	0	0	2	1	2	0	9	27	7	0	7	.304
*May 14	TEXAS TECH	30	5	9	4	2	0	2	17	5	0	2	1	0	0	0	1	4	27	12	1	6	.304
*May 18	at Texas	33	2	7	2	2	0	0	9	3	0	0	0	2	1	0	0	10	24	12	3	10	.302
*May 19	at Texas	35	4	9	4	2	0	1	14	3	0	0	0	0	1	0	0	13	24	7	1	8	.301
*May 20	at Texas	29	3	4	3	1	0	2	11	5	0	2	0	3	0	0	2	7	24	11	1	7	.299
Totals		1877	442	561	397	125	15	75	941	304	13	120	21	99	33	27	35	434	1452	543	66	472	.299

## 2023 TEAM PITCHING GAME-BY-GAME

Date	Opponent	ip	h	r	er	bb	so	2b	3b	hr	wp	bk	hbp	dp	ibb	score	w-l	sv	era
Feb 17	at Georgia Southern	8.0	4	4	3	6	10	0	0	0	2	0	1	1	0	3-4	0-1	0	3.38
Feb 18	at Georgia Southern	8.0	6	6	4	7	3	1	0	0	1	0	1	1	0	2-6	0-2	0	3.94
Feb 19	at Georgia Southern	9.0	5	4	4	6	9	1	0	1	0	0	2	1	0	13-4	1-2	0	3.96
Feb 21	at Maryland	9.0	13	6	6	3	7	2	0	2	0	0	0	0	0	8-6	2-2	1	4.50
Feb 24	at Arizona	11.0	10	5	5	5	7	4	1	0	0	0	2	0	0	6-5	3-2	1	4.40
Feb 25	at Arizona	9.0	5	1	1	2	6	1	0	0	0	0	1	0	0	5-1	4-2	1	3.83
Feb 26	at Arizona	8.0	20	15	14	4	5	5	0	2	2	1	2	1	1	5-15	4-3	1	5.37
Mar 04	at VCU	9.0	7	5	4	1	10	4	0	1	0	0	1	0	0	8-5	5-3	1	5.20
Mar 04	vs Canisius	9.0	11	2	1	2	8	3	0	0	2	0	0	3	0	3-2	6-3	2	4.72
Mar 05	at Richmond	8.0	11	7	7	3	8	2	0	1	1	0	1	0	0	3-7	6-4	2	5.01
Mar 08	CANISIUS	9.0	7	1	1	3	12	1	0	1	0	0	2	0	0	8-1	7-4	2	4.64
Mar 10	MINNESOTA	9.0	13	7	6	6	9	3	0	0	1	0	0	2	0	15-7	8-4	2	4.75
Mar 11	MINNESOTA	9.0	7	2	2	1	8	3	0	0	0	0	0	1	0	7-2	9-4	2	4.54
Mar 12	MINNESOTA	9.0	7	4	3	6	10	4	0	0	1	0	0	0	0	7-4	10-4	2	4.43
Mar 14	at App State	9.0	3	1	1	4	14	0	0	0	3	0	3	0	0	18-1	11-4	2	4.20
Mar 15	at App State	9.0	7	5	4	3	5	1	0	0	0	0	1	0	0	18-5	12-4	2	4.18
Mar 18	at UNC Greensboro	9.0	9	2	2	2	13	0	1	0	4	0	1	0	0	28-2	13-4	2	4.05
Mar 18	at UNC Greensboro	9.0	6	1	1	1	6	0	0	1	0	0	0	0	0	4-1	14-4	2	3.88
Mar 19	at UNC Greensboro	9.0	1	0	0	2	7	0	0	0	0	0	3	4	0	8-0	15-4	2	3.67
Mar 21	HOFSTRA	9.0	9	4	2	1	9	3	0	0	1	0	0	0	0	2-4	15-5	2	3.59
Mar 22	HOFSTRA	10.0	5	5	5	5	5	1	0	1	1	0	0	1	0	6-5	16-5	2	3.64
Mar 24	XAVIER	9.0	9	4	3	3	8	0	0	2	0	0	0	1	1	5-4	17-5	2	3.61
Mar 25	XAVIER	9.0	7	2	2	3	7	1	0	2	0	0	1	1	0	7-2	18-5	2	3.54
Mar 26	XAVIER	9.0	5	8	8	6	11	0	0	3	2	0	2	0	0	3-8	18-6	2	3.73
Mar 28	MARSHALL	9.0	7	7	3	5	14	1	1	0	2	0	3	0	0	9-7	19-6	3	3.70
*Mar 31	at Kansas State	9.0	6	3	3	6	13	0	0	2	0	0	0	0	0	8-3	20-6	3	3.67
*Apr 01	at Kansas State	8.0	9	7	7	5	4	1	0	5	1	0	0	1	0	1-7	20-7	3	3.81
*Apr 02	at Kansas State	9.0	7	6	6	6	6	0	0	2	1	0	0	1	0	10-6	21-7	3	3.89
Apr 05	at Marshall	9.0	14	9	9	4	10	3	0	3	1	0	0	0	0	15-9	22-7	3	4.07
*Apr 07	KANSAS	9.0	9	5	5	5	9	1	0	3	1	0	1	1	0	3-5	22-8	3	4.10
*Apr 08	KANSAS	9.0	10	10	9	5	9	3	1	3	0	1	2	0	0	7-10	22-9	3	4.26
*Apr 09	KANSAS	9.0	7	3	2	3	14	1	0	2	0	0	0	1	0	12-3	23-9	4	4.19
Apr 11	at Penn State	8.0	11	11	6	3	9	2	0	1	1	0	2	1	0	6-11	23-10	4	4.26
*Apr 14	at Oklahoma State	9.0	7	3	3	2	9	1	0	1	0	0	0	1	0	6-3	24-10	5	4.22
*Apr 15	at Oklahoma State	9.0	7	5	3	5	13	3	0	0	1	1	0	0	0	9-5	25-10	5	4.18
*Apr 16	at Oklahoma State	8.0	13	11	11	5	9	2	0	3	0	0	1	0	0	6-11	25-11	5	4.39
Apr 19	vs Pitt	9.0	11	4	3	1	11	5	0	0	0	1	1	0	0	9-4	26-11	5	4.35
*Apr 21	TCU	9.0	8	4	3	6	8	3	0	0	0	0	1	0	0	5-4	27-11	6	4.31
*Apr 22	TCU	9.0	11	4	3	3	9	5	0	0	0	0	2	0	0	7-4	28-11	7	4.28
*Apr 23	TCU	7.0	7	7	7	6	12	1	0	2	0	0	1	0	0	17-7	29-11	7	4.37
Apr 25	PENN STATE	9.0	3	2	2	3	10	1	0	1	0	0	1	0	0	14-2	30-11	7	4.31
*Apr 28	at Baylor	9.0	7	4	4	1	9	3	0	0	0	0	0	0	0	5-4	31-11	8	4.31
*Apr 29	at Baylor	9.0	6	0	0	0	6	0	0	0	0	0	0	1	0	10-0	32-11	8	4.20
*Apr 30	at Baylor	9.0	7	4	4	6	9	0	0	0	0	0	1	0	0	18-4	33-11	8	4.20
May 03	PITT	7.0	4	0	0	2	10	0	0	0	0	0	1	0	0	10-0	34-11	9	4.13
*May 05	OKLAHOMA	9.0	12	3	3	3	6	3	1	1	0	0	0	2	0	9-3	35-11	10	4.10
*May 06	OKLAHOMA	9.0	9	6	6	6	6	1	0	2	0	0	1	0	1	3-6	35-12	10	4.14
*May 07	OKLAHOMA	9.0	7	3	3	5	4	2	1	0	1	0	0	2	0	9-3	36-12	10	4.12
May 10	at Pittsburgh	9.0	12	8	7	4	11	3	0	1	0	0	0	0	0	9-8	37-12	11	4.18
*May 12	TEXAS TECH	9.0	8	5	5	2	6	3	0	1	0	0	1	1	0	2-5	37-13	11	4.19
*May 13	TEXAS TECH	9.0	7	2	2	1	8	2	0	2	0	0	1	0	0	17-2	38-13	11	4.15
*May 14	TEXAS TECH	9.0	5	3	3	7	8	2	0	0	0	0	0	2	0	5-3	39-13	12	4.13
*May 18	at Texas	8.0	12	12	8	4	9	0	0	4	0	1	1	1	0	2-12	39-14	12	4.21
*May 19	at Texas	8.0	11	10	9	3	6	1	0	4	1	0	2	0	0	4-10	39-15	12	4.31
*May 20	at Texas	8.0	12	7	7	6	5	3	1	1	1	1	0	0	1	3-7	39-16	12	4.37
Totals		484.0	453	269	235	208	469	96	7	61	32	6	47	32	4	442-269	39-16	12	4.37



## 2023 HITTING & PITCHING STATISTICS (OVERALL)



### The Automated ScoreBook Overall Statistics for West Virginia (as of May 23, 2023) (All games Sorted by Batting avg)



Record: 39-16 Home: 18-6 Away: 19-10 Neutral: 2-0 Big 12: 15-9

Player	avg	gp-gs	ab	r	h	2b	3b	hr	rbi	tb	slg%	bb	hp	so	gdp	ob%	sf	sh	sb-att	po	a	e	fld%
27 Wetherholt, J.J.	.447	50-49	206	65	92	21	2	15	56	162	.786	24	8	20	2	.510	5	1	35-41	95	135	7	.970
2 Tucker, Tevin	.326	55-55	178	55	58	8	3	1	20	75	.421	37	16	43	1	.476	2	10	18-21	87	150	8	.967
25 Wallace, Landon	.322	54-53	177	44	57	10	3	10	47	103	.582	35	14	46	3	.467	1	7	17-19	90	3	3	.969
13 Barry, Braden	.302	55-55	215	55	65	19	3	8	43	114	.530	30	4	49	2	.390	5	7	21-23	109	2	1	.991
50 McNeely, Caleb	.299	52-52	197	45	59	12	3	12	47	113	.574	37	7	48	3	.420	4	2	14-17	63	23	4	.956
9 Hussey, Grant	.271	50-46	166	34	45	12	0	13	45	96	.578	27	9	64	1	.399	1	0	0-0	368	18	7	.982
41 White, Sam	.268	45-35	127	23	34	7	1	4	22	55	.433	20	4	32	5	.379	2	1	0-0	85	50	5	.964
8 Leonard, Dayne	.266	55-55	203	40	54	12	0	3	45	75	.369	31	19	41	8	.406	3	3	4-5	342	16	7	.981
33 Sauve, Logan	.260	47-38	127	29	33	7	0	3	19	49	.386	22	9	33	5	.403	1	1	1-1	119	9	3	.977
23 Garcia, Ellis	.258	49-43	163	21	42	11	0	3	27	62	.380	21	6	20	3	.361	1	0	3-4	21	80	9	.918
-----																							
26 Barone, Nick	.250	7-1	8	3	2	0	0	2	7	8	1.000	2	0	1	0	.364	1	0	0-0	4	0	0	1.000
83 Ramppen, Zack	.222	12-0	9	2	2	0	0	0	1	2	.222	1	0	2	0	.300	0	0	0-0	15	1	0	1.000
1 Dowdell, Kevin	.207	17-5	29	8	6	1	0	1	8	10	.345	5	1	12	0	.333	1	1	3-3	0	1	0	1.000
19 Keels, Tre	.200	11-0	5	5	1	1	0	0	0	2	.400	3	0	2	0	.500	0	0	1-2	1	0	0	1.000
18 King, Skylar	.190	16-2	21	4	4	1	0	0	3	5	.238	0	0	2	0	.190	0	0	0-0	10	0	0	1.000
6 Smith, Evan	.176	24-5	34	6	6	2	0	0	6	8	.235	5	2	13	2	.317	0	0	0-1	16	0	0	1.000
5 Cox, Tyler	.083	24-1	12	3	1	1	0	0	1	2	.167	4	0	6	0	.313	0	0	3-4	5	0	0	1.000
Totals	.299	55	1877	442	561	125	15	75	397	941	.501	304	99	434	35	.418	27	33	120-141	1452	543	66	.968
Opponents	.246	55	1838	269	453	96	7	61	249	746	.406	208	47	469	25	.335	18	21	22-40	1427	496	64	.968

LOB - Team (472), Opp (412). DPs turned - Team (32), Opp (46). CI - Team (1), Leonard, D. 1, Opp (1). IBB - Team (13), Wetherholt 8, Hussey, G. 3, McNeely, C. 2, Opp (4). Picked off - Wetherholt 3, Tucker, T. 2, Sauve, L. 1, Hussey, G. 1, Barry, B. 1.

### (All games Sorted by Earned run avg)

Player	era	w-l	app	gs	cg	sho	sv	ip	h	r	er	bb	so	2b	3b	hr	b/avg	wp	hp	bks	sfa	sha
12 Traxel, Blaine	3.79	7-5	15	14	5	1/0	0	99.2	93	48	42	20	71	23	1	17	.245	3	10	1	7	3
11 Hampton, Ben	4.50	5-3	14	14	0	0/0	0	76.0	82	40	38	28	62	22	3	9	.278	5	5	0	6	1
-----																						
21 Fehrman, Cole	0.00	0-1	7	0	0	0/0	0	3.0	4	3	0	6	3	0	0	0	.308	2	0	1	0	0
42 Beam, Tommy	0.00	0-0	1	0	0	0/0	0	1.0	1	0	0	0	2	0	0	0	.250	1	0	0	0	0
17 Reed, Carlson	1.32	2-0	22	0	0	0/1	7	34.0	25	8	5	22	53	3	0	0	.203	2	2	0	0	2
16 Hagaman, David	2.30	1-1	20	0	0	0/0	0	31.1	16	10	8	13	31	2	1	1	.152	4	1	0	2	1
32 Sleeper, Chris	2.70	0-0	5	0	0	0/0	0	3.1	2	1	1	2	4	0	0	1	.167	1	1	0	0	0
35 Van Kempen, Gavin	4.15	3-0	11	4	0	0/1	1	26.0	21	13	12	12	21	4	0	3	.216	1	4	1	0	1
15 Yehl, Maxx	4.18	1-0	15	0	0	0/0	0	23.2	18	11	11	15	17	3	1	3	.217	1	0	1	1	2
36 Short, Noah	4.22	4-0	21	0	0	0/1	0	10.2	9	6	5	7	13	3	0	2	.237	0	2	0	0	1
46 Watson, Will	4.50	0-0	3	0	0	0/0	0	2.0	2	1	1	2	2	0	0	0	.250	3	0	0	0	0
40 Estridge, Carson	4.91	3-1	11	5	0	0/1	1	25.2	33	16	14	9	35	6	0	2	.300	0	2	0	0	1
1 Dowdell, Kevin	5.06	0-0	9	0	0	0/0	0	5.1	3	4	3	5	7	0	0	0	.167	0	3	0	0	1
37 Siegel, Grant	5.18	4-2	15	8	0	0/1	0	41.2	42	28	24	17	30	9	0	6	.266	0	7	1	1	3
24 Major, Aidan	5.23	3-2	19	3	0	0/0	2	41.1	42	29	24	12	49	8	1	6	.264	5	6	1	0	5
44 Allen, Keegan	5.52	1-0	15	0	0	0/1	1	14.2	14	11	9	6	17	4	0	2	.246	1	1	0	0	0
31 Carr, Jake	5.79	1-0	10	0	0	0/0	0	9.1	11	6	6	3	9	1	0	2	.289	0	1	0	0	0
43 Porco, Robby	7.86	4-1	15	7	0	0/1	0	34.1	34	32	30	28	43	7	0	7	.248	3	1	0	0	0
45 Kilker, Michael	18.00	0-0	1	0	0	0/0	0	1.0	1	2	2	1	0	1	0	0	.333	0	1	0	1	0
Totals	4.37	39-16	55	55	5	3/2	12	484.0	453	269	235	208	469	96	7	61	.246	32	47	6	18	21
Opponents	7.25	16-39	55	55	0	0/0	9	475.2	561	442	383	304	434	125	15	75	.299	48	99	5	27	33

PB - Team (7), Leonard, D. 4, Sauve, L. 3, Opp (15). Pickoffs - Team (5), Reed, C. 2, Traxel, B. 1, Yehl, M. 1, Hampton, B. 1, Opp (8). SBA/ATT - Leonard, D. (12-22), Sauve, L. (10-14), Traxel, B. (3-7), Reed, C. (5-6), Yehl, M. (2-4), Van Kempen (2-4), Siegel, G. (2-4), Major, A. (2-3), Porco, R. (1-3), Estridge, C. (2-2), Hagaman, D. (1-2), Hampton, B. (1-1), Dowdell, K. (0-1), Short, N. (0-1), Allen, K. (0-1), Carr, J. (1-1).



## 2023 HITTING & PITCHING STATISTICS [BIG 12]



### The Automated ScoreBook Conference statistics for West Virginia (as of May 23, 2023) (Big 12 games only Sorted by Batting avg)



Record: 15-9 Home: 8-4 Away: 7-5 Big 12: 15-9

Player	avg	gp-gs	ab	r	h	2b	3b	hr	rbi	tb	slg%	bb	hp	so	gdp	ob%	sf	sh	sb-att	po	a	e	fld%
27 Wetherholt, J.J.	.398	20-19	83	23	33	7	0	6	15	58	.699	7	3	7	1	.457	1	0	7-9	34	56	4	.957
25 Wallace, Landon	.333	24-24	78	20	26	3	1	8	25	55	.705	21	7	23	0	.509	0	6	4-6	47	1	1	.980
2 Tucker, Tevin	.314	24-24	86	25	27	4	1	0	6	33	.384	16	7	24	1	.455	1	3	4-5	39	69	2	.982
9 Hussey, Grant	.308	24-24	91	19	28	8	0	8	25	60	.659	9	6	32	0	.406	0	0	0-0	201	12	4	.982
50 McNeely, Caleb	.291	24-24	86	20	25	8	1	3	16	44	.512	17	2	27	1	.407	3	1	4-5	33	4	1	.974
13 Barry, Braden	.267	24-24	90	20	24	9	1	3	15	44	.489	14	1	25	0	.364	2	3	6-7	47	0	1	.979
8 Leonard, Dayne	.256	24-24	90	19	23	5	0	1	17	31	.344	10	7	21	4	.370	1	2	1-2	156	11	3	.982
41 White, Sam	.231	18-11	39	6	9	2	1	2	12	19	.487	8	3	10	2	.385	2	0	0-0	2	25	2	.931
33 Sauve, Logan	.230	19-18	61	10	14	4	0	2	10	24	.393	7	3	18	1	.338	0	0	0-0	37	5	0	1.000
23 Garcia, Ellis	.211	22-20	71	8	15	6	0	1	10	24	.338	15	1	11	1	.356	0	0	1-1	9	41	3	.943
-----																							
83 Ramppen, Zack	.500	4-0	2	1	1	0	0	0	1	1	.500	1	0	1	0	.667	0	0	0-0	5	0	0	1.000
6 Smith, Evan	.429	11-1	7	3	3	1	0	0	6	4	.571	3	0	2	0	.600	0	0	0-0	3	0	0	1.000
26 Barone, Nick	.333	3-1	3	1	1	0	0	1	4	4	1.333	1	0	1	0	.500	0	0	0-0	2	0	0	1.000
18 King, Skylar	.200	4-0	5	1	1	0	0	0	0	1	.200	0	0	0	0	.200	0	0	0-0	0	0	0	.000
1 Dowdell, Kevin	.125	4-2	8	0	1	0	0	0	1	1	.125	0	0	5	0	.111	1	0	0-0	0	0	0	.000
5 Cox, Tyler	.000	7-0	2	2	0	0	0	0	0	0	.000	1	0	2	0	.333	0	0	2-3	2	0	0	1.000
19 Keels, Tre	.000	1-0	0	0	0	0	0	0	0	0	.000	0	0	0	0	.000	0	0	0-1	0	0	0	.000
Totals	.288	24	802	178	231	57	5	35	163	403	.502	130	40	209	11	.408	11	15	29-39	627	244	24	.973
Opponents	.254	24	804	127	204	41	4	38	121	367	.456	101	15	197	11	.345	8	7	7-15	620	209	20	.976

LOB - Team (200), Opp (182). DPs turned - Team (14), Opp (16). CI - Team (1), Leonard, D. 1. IBB - Team (3), Wetherholt 1, McNeely, C. 1, Hussey, G. 1, Opp (2). Picked off - Tucker, T. 1, Sauve, L. 1, Wetherholt 1.

### (Big 12 games only Sorted by Earned run avg)

Player	era	w-l	app	gs	cg	sho	sv	ip	h	r	er	bb	so	2b	3b	hr	b/avg	wp	hp	bk	sfa	sha
11 Hampton, Ben	5.45	4-3	8	8	0	0/0	0	39.2	44	25	24	17	29	12	1	7	.278	1	2	0	3	0
12 Traxel, Blaine	5.62	2-4	8	8	1	1/0	0	49.2	56	34	31	11	33	12	1	13	.283	2	6	1	3	1
-----																						
35 Van Kempen, Gavin	0.00	0-0	2	0	0	0/0	0	2.0	0	0	0	1	0	0	0	0	.000	0	0	0	0	0
21 Fehrman, Cole	0.00	0-0	2	0	0	0/0	0	0.0	0	0	0	2	0	0	0	0		0	0	1	0	0
46 Watson, Will	0.00	0-0	1	0	0	0/0	0	0.0	0	0	0	1	0	0	0	0		1	0	0	0	0
17 Reed, Carlson	1.76	0-0	8	0	0	0/0	4	15.1	9	4	3	16	24	1	0	0	.167	1	1	0	0	1
44 Allen, Keegan	2.45	0-0	4	0	0	0/0	0	3.2	3	2	1	3	3	1	0	1	.231	0	0	0	0	0
16 Hagaman, David	3.38	1-1	9	0	0	0/0	0	18.2	10	7	7	5	20	1	1	1	.156	1	0	0	1	0
24 Major, Aidan	3.86	2-0	8	0	0	0/0	2	23.1	21	10	10	4	30	6	0	2	.239	0	2	1	0	2
1 Dowdell, Kevin	4.50	0-0	3	0	0	0/0	0	2.0	1	1	1	2	3	0	0	0	.167	0	1	0	0	1
36 Short, Noah	4.91	2-0	7	0	0	0/0	0	3.2	2	2	2	3	5	1	0	1	.182	0	0	0	0	0
15 Yehl, Maxx	5.17	0-0	8	0	0	0/0	0	15.2	12	9	9	11	10	2	1	3	.218	0	0	1	1	1
37 Siegel, Grant	6.30	2-0	5	1	0	0/0	0	10.0	15	10	7	5	4	0	0	2	.349	0	2	0	0	0
31 Carr, Jake	6.75	0-0	3	0	0	0/0	0	1.1	3	1	1	0	2	0	0	1	.429	0	0	0	0	0
43 Porco, Robby	6.87	2-0	7	6	0	0/0	0	18.1	18	15	14	15	26	5	0	5	.237	1	1	0	0	0
32 Sleeper, Chris	9.00	0-0	2	0	0	0/0	0	1.0	1	1	1	1	2	0	0	1	.250	0	0	0	0	0
40 Estridge, Carson	9.64	0-1	2	1	0	0/0	1	4.2	9	6	5	4	6	0	0	1	.429	0	0	0	0	1
Totals	5.00	15-9	24	24	1	1/0	7	209.0	204	127	116	101	197	41	4	38	.254	7	15	4	8	7
Opponents	6.92	9-15	24	24	0	0/0	5	206.2	231	178	159	130	209	57	5	35	.288	17	40	3	11	15

PB - Team (4), Leonard, D. 2, Sauve, L. 2, Opp (4). Pickoffs - Team (2), Yehl, M. 1, Reed, C. 1, Opp (3). SBA/ATT - Leonard, D. (6-11), Traxel, B. (1-4), Reed, C. (4-4), Sauve, L. (1-3), Short, N. (0-1), Hagaman, D. (0-1), Hampton, B. (1-1), Siegel, G. (0-1), Allen, K. (0-1), Carr, J. (1-1), Yehl, M. (0-1).



## SEASON/CAREER HITTING & PITCHING STATISTICS

Player	SEASON														CAREER													
	Avg	G-GS	AB	R	H	2B	3B	HR	RBI	BB	Hb	SO	Sb-Att	Avg	G-GS	AB	R	H	2B	3B	HR	RBI	BB	Hb	SO	Sb-Att		
27 Wetherholt, J.J.	.447	50-49	206	65	92	21	2	15	56	24	8	20	35-41	.377	104-102	414	116	156	38	3	20	95	50	19	63	50-64		
2 Tucker, Tevin	.326	55-55	178	55	58	8	3	1	20	37	16	43	18-21	.233	186-186	541	128	126	20	6	4	64	103	26	153	65-80		
25 Wallace, Landon	.322	54-53	177	44	57	10	3	10	47	35	14	46	17-19	.322	54-53	177	44	57	10	3	10	47	35	14	46	17-19		
13 Barry, Braden	.302	55-55	215	55	65	19	3	8	43	30	4	49	21-23	.288	144-118	434	93	125	34	4	14	75	54	9	107	41-50		
50 McNeely, Caleb	.299	52-52	197	45	59	12	3	12	47	37	7	48	14-17	.299	52-52	197	45	59	12	3	12	47	37	7	48	14-17		
9 Hussey, Grant	.271	50-46	166	34	45	12	0	13	45	27	9	64	0-0	.257	104-100	342	68	88	22	0	24	80	57	19	133	1-3		
41 White, Sam	.268	45-35	127	23	34	7	1	4	22	20	4	32	0-0	.268	45-35	127	23	34	7	1	4	22	20	4	32	0-0		
8 Leonard, Dayne	.266	55-55	203	40	54	12	0	3	45	31	19	41	4-5	.292	103-96	336	63	98	19	0	6	68	44	28	77	7-10		
33 Sauve, Logan	.260	47-38	127	29	33	7	0	3	19	22	9	33	1-1	.260	47-38	127	29	33	7	0	3	19	22	9	33	1-1		
23 Garcia, Ellis	.258	49-43	163	21	42	11	0	3	27	21	6	20	3-4	.258	49-43	163	21	42	11	0	3	27	21	6	20	3-4		
-----																												
26 Barone, Nick	.250	7-1	8	3	2	0	0	2	7	2	0	1	0-0	.250	7-1	8	3	2	0	0	2	7	2	0	1	0-0		
83 Ramppen, Zack	.222	12-0	9	2	2	0	0	0	1	1	0	2	0-0	.222	12-0	9	2	2	0	0	0	1	1	0	2	0-0		
1 Dowdell, Kevin	.207	17-5	29	8	6	1	0	1	8	5	1	12	3-3	.203	43-11	59	13	12	2	0	3	15	10	1	24	6-6		
19 Keels, Tre	.200	11-0	5	5	1	1	0	0	0	3	0	2	1-2	.200	11-0	5	5	1	1	0	0	0	3	0	2	1-2		
18 King, Skylar	.190	16-2	21	4	4	1	0	0	3	0	0	2	0-0	.190	16-2	21	4	4	1	0	0	3	0	0	2	0-0		
6 Smith, Evan	.176	24-5	34	6	6	2	0	0	6	5	2	13	0-1	.183	54-13	71	17	13	6	0	1	16	14	5	25	3-5		
5 Cox, Tyler	.083	24-1	12	3	1	1	0	0	1	4	0	6	3-4	.085	55-4	47	8	4	2	0	0	2	9	0	18	7-10		
Totals	.299	55-55	1877	442	561	125	15	75	397	304	99	434	120-14															
Opponents	.246	55-55	1838	269	453	96	7	61	249	208	47	469	22-40															

(All games Sorted by Earned run avg)

(All games Sorted by Earned run avg)																											
Player	SEASON														CAREER												
	ERA	W-L	Ap	GS	CG	Sho	Sv	IP	H	R	ER	BB	SO	ERA	W-L	Ap	GS	CG	Sho	Sv	IP	H	R	ER	BB	SO	
12 Traxel, Blaine	3.79	7-5	15	14	5	1	0	99.2	93	48	42	20	71	3.79	7-5	15	14	5	1	0	99.2	93	48	42	20	71	
11 Hampton, Ben	4.50	5-3	14	14	0	0	0	76.0	82	40	38	28	62	4.65	17-11	43	39	0	0	0	213.0	224	118	110	70	199	
-----																											
21 Fehrman, Cole	0.00	0-1	7	0	0	0	0	3.0	4	3	0	6	3	0.00	0-1	7	0	0	0	0	3.0	4	3	0	6	3	
42 Beam, Tommy	0.00	0-0	1	0	0	0	0	1.0	1	0	0	0	2	27.0	0-0	2	0	0	0	0	1.0	4	3	3	2	2	
17 Reed, Carlson	1.32	2-0	22	0	0	0	7	34.0	25	8	5	22	53	4.66	6-6	55	11	0	0	7	106.1	113	63	55	61	129	
16 Hagaman, David	2.30	1-1	20	0	0	0	0	31.1	16	10	8	13	31	2.30	1-1	20	0	0	0	0	31.1	16	10	8	13	31	
32 Sleeper, Chris	2.70	0-0	5	0	0	0	0	3.1	2	1	1	2	4	3.55	3-4	19	4	0	0	0	45.2	39	18	18	25	32	
35 Van Kempen, Gavi	4.15	3-0	11	4	0	0	1	26.0	21	13	12	12	21	4.15	3-0	11	4	0	0	1	26.0	21	13	12	12	21	
15 Yehl, Maxx	4.18	1-0	15	0	0	0	0	23.2	18	11	11	15	17	4.18	1-0	15	0	0	0	0	23.2	18	11	11	15	17	
36 Short, Noah	4.22	4-0	21	0	0	0	0	10.2	9	6	5	7	13	3.42	4-1	73	0	0	0	2	71.0	61	32	27	31	87	
46 Watson, Will	4.50	0-0	3	0	0	0	0	2.0	2	1	1	2	2	6.48	0-0	10	1	0	0	0	8.1	8	6	6	9	11	
40 Estridge, Carson	4.91	3-1	11	5	0	0	1	25.2	33	16	14	9	35	4.91	3-1	11	5	0	0	1	25.2	33	16	14	9	35	
1 Dowdell, Kevin	5.06	0-0	9	0	0	0	0	5.1	3	4	3	5	7	6.75	0-0	19	0	0	0	0	10.2	10	10	8	11	11	
37 Siegel, Grant	5.18	4-2	15	8	0	0	0	41.2	42	28	24	17	30	5.18	4-2	15	8	0	0	0	41.2	42	28	24	17	30	
24 Major, Aidan	5.23	3-2	19	3	0	0	2	41.1	42	29	24	12	49	4.52	6-2	30	8	0	0	2	69.2	59	41	35	33	80	
44 Allen, Keegan	5.52	1-0	15	0	0	0	1	14.2	14	11	9	6	17	5.52	1-0	15	0	0	0	1	14.2	14	11	9	6	17	
31 Carr, Jake	5.79	1-0	10	0	0	0	0	9.1	11	6	6	3	9	6.46	4-5	28	12	1	0	0	71.0	85	56	51	21	59	
43 Porco, Robby	7.86	4-1	15	7	0	0	0	34.1	34	32	30	28	43	7.86	4-1	15	7	0	0	0	34.1	34	32	30	28	43	
45 Kilker, Michael	18.0	0-0	1	0	0	0	0	1.0	1	2	2	1	0	6.91	2-0	12	2	0	0	0	14.1	10	12	11	10	21	
Totals	4.37	39-16	55	55	5	3	12	484.0	453	269	235	208	469														
Opponents	7.25	16-39	55	55	0	0	9	475.2	561	442	383	304	434														

## 2023 HOME RUN BREAKDOWN

No.	Player	Gm#	Date	Opponent	Pitcher	On Base	Inn	Outs	Count	Score	Final
1	Landon Wallace (1)	3	Feb. 19	at Georgia Southern	Harris	2	2	0	1-2	0-2	W, 13-4
2	Caleb McNeely (1)	3	Feb. 19	at Georgia Southern	Harris	0	3	1	1-0	3-2	W, 13-4
3	Braden Barry (1)	3	Feb. 19	at Georgia Southern	Milchuk	2	5	2	3-2	5-3	W, 13-4
4	Sam White (1)	4	Feb. 21	at Maryland	Ott	*0	3	0	0-1	6-0	W, 8-6
5	Tevin Tucker (1)	5	Feb. 21	at Maryland	Kane	*0	7	0	0-0	7-2	W, 8-6
6	JJ Wetherholt (1)	5	Feb. 24	at Arizona	Nichols, TJ	1	3	0	2-1	0-2	W, 6-5
7	JJ Wetherholt (2)	7	Feb 26	at Arizona	Zastrow, B.	0	1	1	2-0	0-0	L, 5-15
8	Grant Hussey (1)	7	Feb 26	at Arizona	Zastrow, B.	*0	5	0	1-2	2-7	L, 5-15
9.	Dayne Leonard (1)	8	Mar 04	at VCU	Ellis, C.	2	4	2	2-1	3-5	W, 8-5
10.	JJ Wetherholt (3)	8	Mar 04	at VCU	Humenay, J.	1	9	0	0-0	6-5	W, 8-5
11.	Dayne Leonard (2)	10	Mar 05	at Richmond	Subers	0	1	2	1-1	0-0	L, 3-7
12.	Caleb McNeely (2)	10	Mar 05	at Richmond	Subers	*0	2	0	1-2	1-0	L, 3-7
13.	Caleb McNeely (2)	10	Mar 05	at Richmond	Rodriguez	*0	7	0	1-1	2-7	L, 3-7
14.	JJ Wetherholt (4)	11	Mar 08	vs. Canisius	Peltier	1	1	0	1-1	0-1	W, 8-1
15.	Braden Barry (2)	11	Mar 08	vs. Canisius	Consigli	2	6	2	2-2	3-1	W, 8-1
16.	JJ Wetherholt (5)	12	Mar 10	Minnesota	Capomaccio	1	5	2	0-0	7-5	W, 15-7
17.	Caleb McNeely (4)	13	Mar 11	Minnesota	Blazek	*0	7	0	3-2	6-2	W, 7-2
18.	Ellis Garcia (1)	16	Mar 15	at App State	Sleeper	0	1	2	1-0	3-0	W, 18-5
19.	Braden Barry (3)	17	Mar 18	at UNC Greensboro	C. Cozart	*0	3	0	0-0	2-0	W, 28-2
20.	Grant Hussey (2)	17	Mar 18	at UNC Greensboro	C. Gruskin	1	5	0	1-1	18-1	W, 28-2
21.	Kevin Dowdell (1)	17	Mar 18	at UNC Greensboro	C. Gruskin	1	7	2	2-2	24-1	W, 28-2
22.	Nick Barone (1)	17	Mar 18	at UNC Greensboro	R. Rouse	1	8	2	1-2	26-1	W, 28-2
23.	Grant Hussey (3)	18	Mar 18	at UNC Greensboro	J. Miller	1	2	2	1-2	0-0	W, 4-1
24.	Braden Barry (4)	19	Mar 19	at UNC Greensboro	L. Thomas	2	2	1	1-0	1-0	W, 8-0
25.	Landon Wallace (2)	22	Mar 24	Xavier	BOSACKER	1	4	0	0-0	1-1	W, 5-4
26.	Ellis Garcia (2)	23	Mar 25	Xavier	ALAZAUS	*0	4	0	0-0	1-1	W, 7-2
27.	JJ Wetherholt (6)	23	Mar 25	Xavier	SCHWANER	2	8	2	0-1	3-2	W, 7-2
28.	Braden Barry (5)	23	Mar 25	Xavier	SCHWANER	0	8	2	0-0	6-2	W, 7-2
29.	Sam White (2)	25	Mar 28	Marshall	Blevins	0	6	2	1-2	6-4	W, 9-7
30.	Caleb McNeely (5)	26	Mar 31	at Kansas State	Boerema, O.	*0	2	0	0-0	0-2	W, 8-3
31.	JJ Wetherholt (7)	26	Mar 31	at Kansas State	Boerema, O.	1	6	2	0-0	5-2	W, 8-3
32.	Grant Hussey (4)	26	Mar 31	at Kansas State	Ruhl, T.	0	8	2	2-1	7-3	W, 8-3
33.	Grant Hussey (5)	28	Apr 02	at Kansas State	Rothermel, C	1	2	2	3-1	1-0	W, 10-6
34.	Braden Barry (6)	28	Apr 02	at Kansas State	Rothermel, C	1	3	0	2-1	3-4	W, 10-6
35.	Caleb McNeely (6)	28	Apr 02	at Kansas State	Wentworth, J	*0	5	0	2-2	6-4	W, 10-6
36.	Grant Hussey (6)	29	Apr 05	at Marshall	Heiner	1	2	2	1-1	0-0	W, 15-9
37.	Caleb McNeely (7)	29	Apr 05	at Marshall	Heiner	1	5	2	1-2	4-4	W, 15-9
38.	Caleb McNeely (8)	29	Apr 05	at Marshall	Harlow	1	8	2	0-1	9-9	W, 15-9
39.	Landon Wallace (3)	30	Apr 07	Kansas	Trumper, T.	*0	6	0	0-0	2-4	L, 3-5
40.	Logan Sauve (1)	31	Apr 08	Kansas	Ireland, S.	1	2	1	0-0	1-0	L, 7-10
41.	Landon Wallace (4)	32	Apr 09	Kansas	Brasosky, G.	0	4	1	2-1	5-2	W, 12-3
42.	Landon Wallace (5)	32	Apr 09	Kansas	Brasosky, G.	0	6	1	0-0	7-2	W, 12-3
43.	Grant Hussey (7)	32	Apr 09	Kansas	Trumper, T.	0	7	2	2-2	8-2	W, 12-3
44.	JJ Wetherholt (8)	34	Apr 14	at Oklahoma State	Watts-Brown	*0	1	0	1-2	0-0	W, 6-3
45.	Landon Wallace (6)	35	Apr 15	at Oklahoma State	Stebens	2	8	2	0-0	6-5	W, 9-5
46.	Grant Hussey (8)	36	Apr 16	at Oklahoma State	Benzor	*0	7	0	2-2	3-5	L, 6-11
47.	Caleb McNeely (9)	37	Apr 19	vs Pitt	CANDELARIO	0	6	1	1-1	8-4	W, 9-4
48.	Landon Wallace (7)	38	Apr 21	TCU	Klecker	1	1	0	3-1	0-0	W, 5-4
49.	Sam White (3)	38	Apr 21	TCU	Klecker	2	4	1	2-1	2-1	W, 5-4
50.	Ellis Garcia (3)	39	Apr 22	TCU	Vanderhei	2	6	1	2-2	4-4	W, 7-4
51.	Grant Hussey (9)	40	Apr 23	TCU	Traeger	2	7	2	0-2	12-7	W, 17-7
52.	JJ Wetherholt (9)	41	Apr 25	Penn State	Molsky, T.	3	3	0	1-1	0-0	W, 14-2
53.	Grant Hussey (10)	41	Apr 25	Penn State	Throneberry	3	4	2	1-0	8-1	W, 14-2
54.	Logan Sauve (2)	41	Apr 25	Penn State	Tulio, K.	*0	6	0	1-1	13-2	W, 14-2
55.	JJ Wetherholt (10)	43	Apr 29	at Baylor	Golomb	*0	7	0	3-2	1-0	W, 10-0
56.	Grant Hussey (11)	43	Apr 29	at Baylor	Calder	*0	9	0	1-2	5-0	W, 10-0
57.	Dayne Leonard (3)	44	Apr 30	at Baylor	Caley, C.	1	3	2	3-2	3-2	W, 18-4
58.	JJ Wetherholt (11)	44	Apr 30	at Baylor	Caley, C.	0	5	1	2-0	5-4	W, 18-4
59.	Landon Wallace (8)	44	Apr 30	at Baylor	Caley, C.	0	5	1	0-0	6-4	W, 18-4
60.	Nick Barone (2)	44	Apr 30	at Baylor	Valadez	3	9	2	0-0	14-4	W, 18-4
61.	Caleb McNeely (10)	45	May 03	Pitt	CANDELARIO	0	2	1	3-2	1-0	W, 10-0
62.	JJ Wetherholt (12)	45	May 03	Pitt	FERNANDEZ	2	4	1	0-1	4-0	W, 10-0
63.	Landon Wallace (9)	46	May 05	Oklahoma	Douthitt, B.	1	1	1	2-2	0-0	W, 9-3
64.	JJ Wetherholt (13)	48	May 07	Oklahoma	Campbell, C.	0	1	1	0-0	0-0	W, 9-3
65.	Logan Sauve (3)	48	May 07	Oklahoma	Hitt, J.	*0	4	0	0-0	6-0	W, 9-3
66.	Caleb McNeely (11)	49	May 10	at Pitt	FERNANDEZ	2	2	0	2-0	0-2	W, 9-8
67.	JJ Wetherholt (14)	49	May 10	at Pitt	CANDELARIO	1	5	0	3-1	3-3	W, 9-8
68.	Braden Barry (7)	51	May 13	Texas Tech	Devine, A.	*0	5	0	3-2	11-0	W, 17-2
69.	Grant Hussey (12)	51	May 13	Texas Tech	Devine, A.	0	5	1	0-0	12-0	W, 17-2
70.	Grant Hussey (13)	51	May 13	Texas Tech	Girton, B.	2	7	0	1-1	14-1	W, 17-2
71.	JJ Wetherholt (15)	52	May 14	Texas Tech	Free, R.	0	5	2	1-0	2-3	W, 5-3
72.	Caleb McNeely (12)	52	May 14	Texas Tech	Sanders, J.	1	6	1	0-0	3-3	W, 5-3
73.	Landon Wallace (10)	54	May 19	at Texas	Johnson	0	1	2	1-0	0-0	L, 4-10
74.	Braden Barry (8)	55	May 20	at Texas	Shaw	*0	4	0	2-2	0-6	L, 3-7
75.	Sam White (4)	55	May 20	at Texas	Sthele	1	7	0	2-2	1-6	L, 3-7

\* - leadoff home run  
! - walk-off home run  
# - pinch-hit home run  
^ - inside-the-park home run



## 2023 BATTING ORDER BY GAME

Leadoff	Games	Record
Braden Barry	22	17-5
Tevin Tucker	20	14-6
JJ Wetherholt	13	8-5

2nd Spot	Games	Record
JJ Wetherholt	36	26-10
Braden Barry	10	6-4
Landon Wallace	9	7-2

3rd Spot	Games	Record
Dayne Leonard	40	29-11
Landon Wallace	15	10-5

Cleanup	Games	Record
Caleb McNeely	37	30-7
Braden Barry	12	7-5
Sam White	4	2-2
Grant Hussey	2	0-2

5th Spot	Games	Record
Sam White	16	14-2
Dayne Leonard	15	10-5
Ellis Garcia	10	8-2
Grant Hussey	5	1-4
Caleb McNeely	3	0-3
Logan Sauve	2	2-0
Kevin Dowdell	2	2-0
Braden Barry	2	2-0

6th Spot	Games	Record
Ellis Garcia	21	15-6
Grant Hussey	19	14-5
Landon Wallace	9	6-3
Logan Sauve	3	2-1
Sam White	1	1-0
Braden Barry	1	0-1
Caleb McNeely	1	1-0

7th Spot	Games	Record
Grant Hussey	17	14-3
Landon Wallace	12	9-3
Caleb McNeely	11	6-5
Braden Barry	6	5-1
Evan Smith	3	1-2
Sam White	3	1-2
Ellis Garcia	1	1-0
Logan Sauve	1	1-0
Kevin Dowdell	1	1-0

8th Spot	Games	Record
Logan Sauve	20	14-6
Ellis Garcia	11	7-4
Landon Wallace	8	5-3
Sam White	4	3-1
Grant Hussey	3	2-1
Braden Barry	2	2-0
Skylar King	2	2-0
Kevin Dowdell	2	1-1
Tyler Cox	1	1-0
Evan Smith	1	1-0
Nick Barone	1	1-0

9th Spot	Games	Record
Tevin Tucker	35	25-10
Logan Sauve	12	8-4
Sam White	7	6-1
Evan Smith	1	0-1

## 2023 GAME-WINNING RBI

No.	Batter (#)	Runner (#)	Date	Opponent	Runs	Outs	Count	Inning	Final	Play
1	Landon Wallace (1)	Landon Wallace (1)	2/19	Georgia Southern	3	0	1-0	2nd	13-4	3-run HR
2	Caleb McNeely (1)	Braden Barry (1)	2/21	#13 Maryland	2	0	3-1	1st	8-6	2-run double
3	Grant Hussey (1)	Ellis Garcia (1)	2/25	Arizona	1	0	2-2	2nd	5-1	Double
4	Dayne Leonard (1)	Dayne Leonard (1)	3/4	VCU	3	2	2-1	4th	8-5	3-run HR
5	Dayne Leonard (2)	JJ Wetherholt (1)	3/4	Canisius	1	0	3-2	8th	3-2	Single
6	JJ Wetherholt (1)	JJ Wetherholt (2)	3/8	Canisius	2	0	1-1	1st	8-1	2-run HR
7	Tevin Tucker (1)	Grant Hussey (1)	3/10	Minnesota	1	1	0-0	5th	15-7	Single
8	JJ Wetherholt (2)	Braden Barry (2)	3/11	Minnesota	1	2	3-1	3rd	7-2	Single
9	JJ Wetherholt (3)	Logan Sauve (1)	3/14	App State	1	0	0-0	3rd	18-1	Single
10	Braden Barry (1)	Logan Sauve (2)	3/15	App State	1	1	2-2	6th	18-5	Triple
11	Caleb McNeely (2)	Braden Barry (2)	3/18	UNC Greensboro	1	1	3-1	1st	28-2	Single
12	Grant Hussey (2)	Kevin Dowdell (1)	3/18	UNC Greensboro	2	2	1-2	2nd	4-1	2-run HR
13	Logan Sauve (1)	Landon Wallace (2)	3/19	UNC Greensboro	1	0	3-2	2nd	8-0	Sac Fly
14	Sam White (1)!	Caleb McNeely (2)	3/22	Hofstra	1	2	1-2	10th	6-5	Single
15	JJ Wetherholt (4)!	Tre Keels (1)	3/24	Xavier	1	1	0-0	9th	5-4	Double
16	Braden Barry (2)	JJ Wetherholt (3)	3/25	Xavier	1	2	2-2	7th	7-2	Single
17	Landon Wallace (2)	Dayne Leonard (2)	3/27	Marshall	3	2	2-1	1st	9-7	3-run Triple
18	Caleb McNeely (3)	JJ Wetherholt (4)	3/31	Kansas State	1	2	1-0	3rd	8-3	Single
19	Braden Barry (3)	Braden Barry (3)	4/2	Kansas State	2	0	2-1	3rd	10-6	2-run HR
20	Caleb McNeely (4)	JJ Wetherholt (5)	4/5	Marshall	2	2	0-1	8th	15-9	2-run HR
21	Braden Barry (3)	Landon Wallace (3)	4/9	Kansas	1	0	3-2	1st	12-3	Walk
22	JJ Wetherholt (5)	JJ Wetherholt (6)	4/14	Oklahoma State	1	0	1-2	1st	6-3	Leadoff HR
23	Logan Sauve (2)	Dayne Leonard (3)	4/19	Pitt	1	2	3-2	3rd	9-4	Walk
24	Landon Wallace (3)	Tevin Tucker (1)	4/21	TCU	2	0	3-1	1st	5-4	2-run HR
25	Ellis Garcia (1)	Landon Wallace (4)	4/22	TCU	3	1	2-2	6th	7-4	3-run HR
26	JJ Wetherholt (6)	Braden Barry (4)	4/25	Penn State	4	0	1-1	3rd	14-2	Grand Slam
27	Evan Smith (1)	Braden Barry (5)	4/28	Baylor	2	2	0-0	8th	5-4	2-run double
28	JJ Wetherholt (7)	Braden Barry (6)	4/29	Baylor	1	1	0-0	2nd	10-0	Groundout
29	Dayne Leonard (3)	Tevin Tucker (2)	4/30	Baylor	2	1	1-0	1st	18-4	2-run Single
30	Landon Wallace (4)	JJ Wetherholt (7)	5/3	Pitt	1	1	2-1	1st	10-0	Single
31	Landon Wallace (5)	JJ Wetherholt (8)	5/5	Oklahoma	2	1	2-2	1st	9-3	2-run HR
32	JJ Wetherholt (8)	JJ Wetherholt (9)	5/7	Oklahoma	1	1	0-0	1st	9-3	Solo HR
33	JJ Wetherholt (9)	Tevin Tucker (3)	5/10	Pitt	2	0	3-1	5th	9-8	2-run HR
34	Braden Barry (4)	Tevin Tucker (4)	5/13	Texas Tech	1	1	0-0	1st	17-2	Sac Fly
35	Caleb McNeely (5)	Grant Hussey	5/14	Texas Tech	2	1	0-0	6th	5-3	2-run HR

! - Walk-off

## REACHED BASE STREAKS

Player	Longest			Current
	Career	2023		
JJ Wetherholt	54	49		0
Landon Wallace	37	37		37
Dayne Leonard	32	21		0
Tevin Tucker	31	31		13
Caleb McNeely	16	16		7
Logan Sauve	15	15		0
Braden Barry	12	11		3
Sam White	10	10		2
Grant Hussey	10	10		5
Ellis Garcia	9	9		2
Kevin Dowdell	6	6		0
Evan Smith	4	4		2
Tyler Cox	2	2		0
Nick Barone	2	2		2
Tre Keels	2	2		2
Skylar King	1	1		0
Zack Ramppen	1	1		0

## HITTING STREAKS

Player	Longest			Current
	Career	2023		
Dayne Leonard	14	5		0
JJ Wetherholt	13	13		0
Landon Wallace	13	13		0
Braden Barry	12	11		3
Caleb McNeely	8	8		2
Logan Sauve	8	8		0
Grant Hussey	6	5		0
Tevin Tucker	6	6		0
Sam White	6	6		2
Ellis Garcia	5	5		0
Tyler Cox	2	1		0
Kevin Dowdell	2	2		0
Evan Smith	2	2		1
Skylar King	1	1		0
Zack Ramppen	1	1		0
Tre Keels	1	1		0
Nick Barone	1	1		1



## 2023 STARTER STATS

Pitcher	Starts	IP	W-L	ERA	B/AV
Hampton	13	75.2	5-2	4.04	.271
Traxel	13	93.2	7-4	3.27	.235
Siegel	8	29.2	2-2	6.37	.243
Porco	7	22.0	2-0	6.55	.233
Van Kempen	4	15.0	1-0	6.60	.288
Estridge	4	14.1	1-0	5.65	.279
Major	3	11.2	0-1	3.86	.205

## 2023 RUN SUPPORT

Pitcher	Starts	Total Runs	Avg.
Hampton	13	98	7.5
Traxel	13	87	6.7
Siegel	8	55	6.9
Porco	7	75	10.7
Van Kempen	4	47	11.8
Major	3	29	9.7
Estridge	4	42	10.5

## PITCHER BREAKDOWN

Player	Record	Saves	Quality Starts
Hampton	5-3		8
Traxel	7-5		6
Siegel	4-2		
Porco	4-1		1
Allen	1-0	1	
Reed	2-0	7	
Major	3-2	2	1
Van Kempen	3-0	1	
Short	4-0		
Carr	1-0		
Estridge	3-1	1	
Fehrman	0-1		
Hagaman	1-1		

## 2023 STARTER GAME-BY-GAME

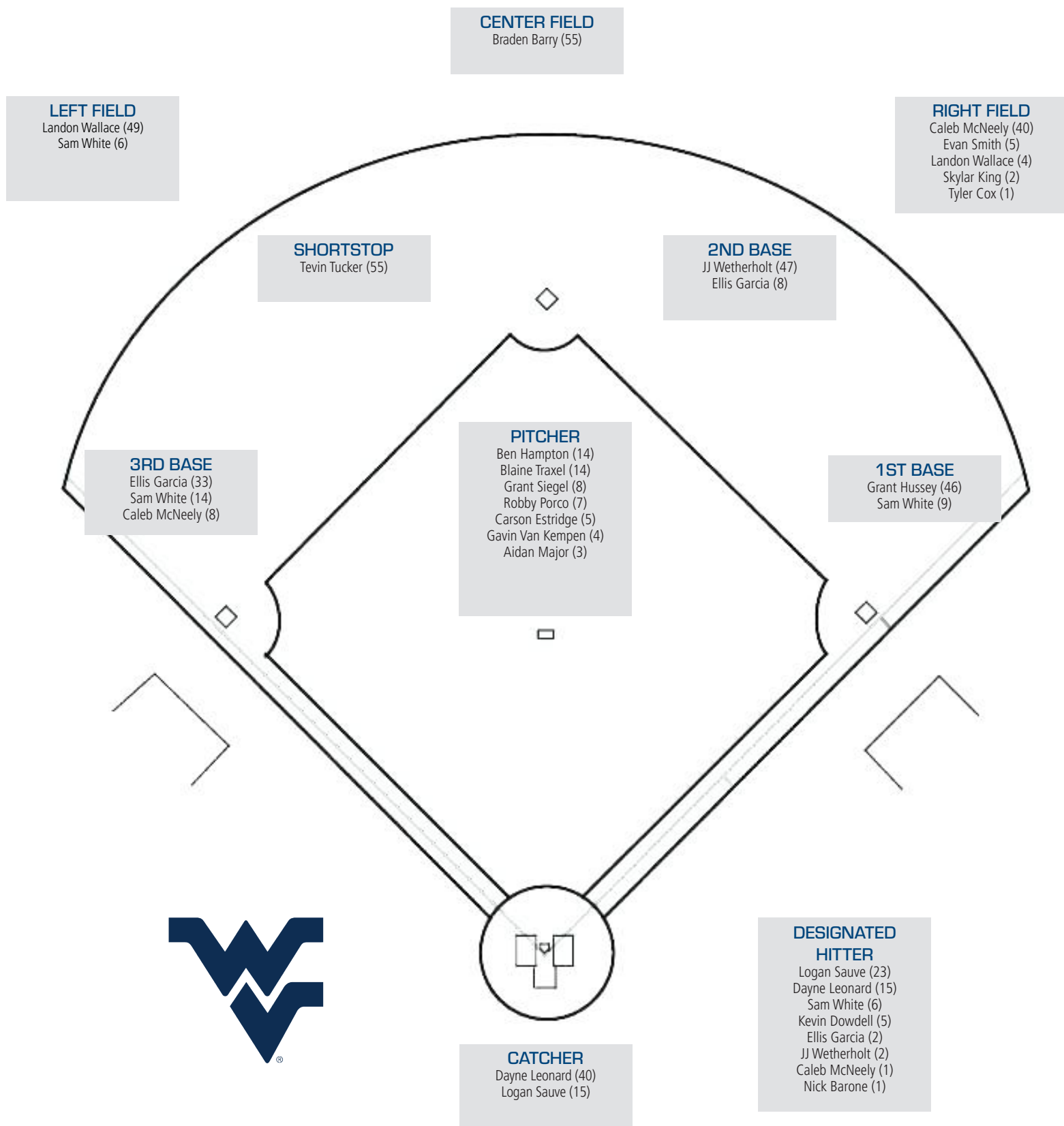
Pitcher	Date	Opponent	Dec.	IP	H	R	ER	BB	SO	NP	Score	Final
Hampton!	2/17	Georgia Southern	ND	6.0	1	2	1	4	8	96	3-2	3-4
Traxel	2/18	Georgia Southern	L	5.0	4	3	1	1	1	89	1-3	2-6
Siegel	2/19	Georgia Southern	W	5.0	3	3	3	3	3	90	8-3	13-4
Porco	2/21	#13 Maryland	W	5.0	5	2	2	2	3	81	7-2	8-6
Hampton!	2/24	Arizona	ND	6.2	9	3	3	1	4	112	5-3	6-5 (11)
Traxel>!	2/25	Arizona	W	9.0	5	1	1	2	6	124	n/a	5-1
Siegel	2/26	Arizona	L	3.0	9	6	6	1	1	60	1-6	5-15
Traxel>	3/4	VCU	W	9.0	7	5	4	1	10	127	n/a	8-5
Hampton!	3/4	Canisius	ND	7.2	8	1	1	1	7	122	2-0	3-2
Siegel	3/5	Richmond	ND	4.0	5	2	2	0	3	67	2-2	3-7
Van Kempen	3/8	Canisius	W	5.1	6	1	1	0	8	88	3-1	8-1
Hampton	3/10	Minnesota	ND	4.0	10	5	5	3	2	90	5-5	15-7
Traxel!	3/11	Minnesota	W	8.0	7	2	2	1	8	115	7-2	7-2
Siegel	3/12	Minnesota	ND	5.2	2	3	2	4	6	106	2-2	7-4
Major	3/14	App State	ND	4.0	0	1	1	2	5	61	11-1	18-1
Van Kempen	3/15	App State	ND	2.2	5	5	4	2	2	59	4-5	18-5
Hampton	3/18	UNC Greensboro	W	5.0	4	1	1	1	5	85	20-1	28-2
Traxel>!	3/18	UNC Greensboro	W	9.0	6	1	1	1	6	114	n/a	4-1
Siegel	3/18	UNC Greensboro	W	5.0	1	0	0	1	4	77	5-0	8-0
Major!	3/21	Hofstra	L	6.0	7	4	2	1	4	78	2-4	2-4
Van Kempen	3/22	Hofstra	ND	4.2	2	3	3	4	1	65	3-2	6-5
Hampton!	3/24	Xavier	ND	7.0	6	3	3	1	7	114	4-3	5-4
Traxel>	3/25	Xavier	W	9.0	7	2	2	3	7	109	n/a	7-2
Siegel	3/26	Xavier	L	1.1	2	4	4	2	4	39	1-4	3-8
Major	3/28	Marshall	ND	1.2	1	3	2	1	2	42	4-3	9-7
Hampton!	3/31	Kansas State	W	6.2	5	3	3	4	10	121	7-3	8-3
Traxel	4/1	Kansas State	L	7.0	8	5	5	1	2	109	1-5	1-7
Siegel	4/2	Kansas State	ND	2.2	3	4	4	2	1	39	5-4	10-6
Van Kempen	4/5	Marshall	ND	2.1	4	3	3	2	1	41	2-2	15-9
Hampton	4/7	Kansas	L	3.2	7	4	4	3	4	79	2-4	3-5
Traxel	4/8	Kansas	L	5.0	7	6	6	0	4	77	3-6	7-10
Porco!	4/9	Kansas	W	6.0	3	2	1	1	12	110	8-2	12-3
Siegel	4/11	Penn State	ND	3.0	1	0	0	1	0	32	5-0	6-11
Hampton!	4/14	Oklahoma State	W	6.0	6	3	3	1	3	91	5-3	6-3
Traxel	4/15	Oklahoma State	ND	3.2	5	4	2	5	5	90	2-4	9-5
Porco	4/16	Oklahoma State	ND	3.0	6	5	5	2	3	65	3-5	6-11
Estridge	4/19	Pitt	ND	2.1	5	4	3	0	6	54	0-3	9-4
Hampton!	4/21	TCU	W	6.0	5	3	2	3	4	97	5-3	5-4
Traxel	4/22	TCU	ND	5.0	8	4	3	1	4	89	1-4	7-4
Porco	4/23	TCU	ND	4.1	4	5	5	4	6	87	11-5	17-7
Estridge	4/25	Penn State	ND	3.2	2	1	1	1	3	62	4-1	14-2
Hampton	4/28	Baylor	ND	6.0	7	4	4	1	4	104	3-4	5-4
Traxel>!	4/29	Baylor	W	9.0	6	0	0	0	6	110	n/a	10-0
Porco	4/30	Baylor	ND	1.2	1	2	2	3	2	40	3-1	18-4
Estridge	5/3	Pitt	W	4.0	3	0	0	1	7	63	7-0	10-0
Hampton!	5/5	Oklahoma	W	6.0	7	1	1	2	3	103	8-1	9-3
Traxel	5/6	Oklahoma	L	7.0	7	5	5	2	3	102	3-4	3-6
Porco	5/7	Oklahoma	ND	2.1	1	0	0	2	2	49	5-0	9-3
Estridge	5/10	Pitt	ND	4.1	7	5	5	1	3	84	9-4	9-8
Hampton	5/12	Texas Tech	L	5.0	4	3	3	1	1	72	2-3	2-5
Traxel!	5/13	Texas Tech	W	8.0	6	2	2	1	6	115	17-2	17-2
Porco	5/14	Texas Tech	ND	0.0	1	1	1	1	0	9	0-0	5-3
Estridge	5/18	Texas	L	1.2	5	5	4	2	4	51	0-3	2-12
Traxel	5/19	Texas	L	5.0	9	8	8	1	3	109	2-8	4-10
Hampton	5/20	Texas	L	0.1	3	4	4	2	0	28	0-2	3-7

> - Complete Game

! - Quality Start



## 2023 STARTING LINEUP BY POSITION



## 2023 LINE SCORES

Feb 17, 2023 at Statesboro, Ga.

Score by Innings	1	2	3	4	5	6	7	8	9	R	H	E
West Virginia	0	0	0	2	1	0	0	0	0	-	<b>3</b>	<b>8</b> <b>3</b>
Georgia Southern	0	1	0	0	0	0	3	0	X	-	<b>4</b>	<b>4</b> <b>0</b>

WP-M. Gross (1-0) Save-J. Paden(1) LP-Major, Aidan (0-1) T-2:57 A-2838

Feb 18, 2023 at Statesboro, Ga.

Score by Innings	1	2	3	4	5	6	7	8	9	R	H	E
West Virginia	1	0	0	0	0	0	0	0	1	-	<b>2</b>	<b>8</b> <b>2</b>
Georgia Southern	0	0	1	0	2	3	0	0	X	-	<b>6</b>	<b>6</b> <b>1</b>

WP-B. Johnson (1-0) Save-J. Thompson(1) LP-Traxel, Blaine (0-1) T-2:46 A-3133

Feb 19, 2023 at Statesboro, Ga.

Score by Innings	1	2	3	4	5	6	7	8	9	R	H	E
West Virginia	0	3	1	0	4	0	1	0	4	-	<b>13</b>	<b>10</b> <b>0</b>
Georgia Southern	2	0	1	0	0	0	1	0	0	-	<b>4</b>	<b>5</b> <b>2</b>

WP-Siegel, Grant (1-0) LP-Z. Harris (0-1) T-3:19 A-2652  
HR WVU - Barry, Braden (1), McNeely, Caleb (1), Wallace, Landon (1)  
HR GS - N. Ledford (1)

Feb 21, 2023 at College Park, MD

Score by Innings	1	2	3	4	5	6	7	8	9	R	H	E
West Virginia	5	1	1	0	0	0	1	0	0	-	<b>8</b>	<b>11</b> <b>0</b>
Maryland	0	0	2	0	0	0	3	0	1	-	<b>6</b>	<b>13</b> <b>2</b>

WP-Porco, Robby (1-0) Save-Allen, Keegan(1) LP-Van Buren, R (0-1) T-3:03 A-1278  
HR WVU - White, Sam (1), Tucker, Tevin (1)  
HR UMD - Shliger, L. (1), Lambros, E. (1)

Feb 24, 2023 at Tucson, Ariz.

Score by Innings	1	2	3	4	5	6	7	8	9	10	11	R	H	E
West Virginia	0	0	2	0	0	2	1	0	0	0	1	-	<b>6</b>	<b>14</b> <b>3</b>
Arizona	2	0	1	0	0	0	0	2	0	0	0	-	<b>5</b>	<b>10</b> <b>0</b>

WP-Reed, Carlson (1-0) LP-Long, T. (1-1) T-3:46 A-3318  
HR WVU - Wetherholt, J.J. (1)

Feb 25, 2023 at Tucson, Ariz.

Score by Innings	1	2	3	4	5	6	7	8	9	R	H	E
West Virginia	0	2	0	0	2	0	1	0	0	-	<b>5</b>	<b>8</b> <b>0</b>
Arizona	0	1	0	0	0	0	0	0	0	-	<b>1</b>	<b>5</b> <b>1</b>

WP-Traxel, Blaine (1-1) LP-Susac, A. (0-2) T-2:24 A-3463

Feb 26, 2023 at Tucson, Ariz.

Score by Innings	1	2	3	4	5	6	7	8	9	R	H	E
West Virginia	1	0	0	1	2	0	0	0	1	-	<b>5</b>	<b>8</b> <b>2</b>
Arizona	3	2	1	1	6	2	0	0	X	-	<b>15</b>	<b>20</b> <b>1</b>

WP-Netz, D. (1-0) LP-Siegel, Grant (1-1) T-2:33 A-2205  
HR WVU - Wetherholt, J.J. (2), Hussey, Grant (1)  
HR ARIZ - Bingham, M. (2) (3)  
VCU 3 1 1 0 0 0 0 0 0 0 - **5** **7** **1**  
WP-Traxel, Blaine (2-1) LP-Ellis, C. (0-2) T-2:23 A-500  
HR WVU - Wetherholt, J.J. (3), Leonard, Dayne (1)  
HR VCU - Carlone, W. (2)

Mar 04, 2023 at Richmond, Va.

Score by Innings	1	2	3	4	5	6	7	8	9	R	H	E
Canisius	0	0	0	0	0	0	0	2	0	-	<b>2</b>	<b>11</b> <b>3</b>
West Virginia	0	1	0	0	1	0	0	1	X	-	<b>3</b>	<b>5</b> <b>2</b>

WP-Major, Aidan (1-1) Save-Reed, Carlson(1) LP-Kochanski, Brett (0-1) T-2:40 A-2

Mar 05, 2023 at Richmond, Va.

Score by Innings	1	2	3	4	5	6	7	8	9	R	H	E
West Virginia	1	1	0	0	0	0	1	0	0	-	<b>3</b>	<b>9</b> <b>0</b>
Richmond	0	1	0	1	0	5	0	0	X	-	<b>7</b>	<b>11</b> <b>1</b>

WP-Rodriguez (2-0) Save-Mathes(2) LP-Porco, Robby (1-1) T-2:30 A-773  
HR WVU - Leonard, Dayne, McNeely, Caleb 2  
HR RICH - Hipsman

Mar 08, 2023 at Morgantown, W. Va.

Score by Innings	1	2	3	4	5	6	7	8	9	R	H	E
Canisius	1	0	0	0	0	0	0	0	0	-	<b>1</b>	<b>7</b> <b>1</b>
West Virginia	2	0	0	0	1	4	0	1	X	-	<b>8</b>	<b>10</b> <b>0</b>

WP-Van Kempen, Gavin (1-0) LP-Peltier, Tom (0-2) T-2:59 A-1403  
HR CAN - Strong, Jackson (1)  
HR WVU - Barry, Braden (2), Wetherholt, J.J. (4)

Mar 10, 2023 at Morgantown, W. Va.

Score by Innings	1	2	3	4	5	6	7	8	9	R	H	E
Minnesota	1	3	0	1	0	0	0	1	1	-	<b>7</b>	<b>13</b> <b>4</b>
West Virginia	0	2	0	3	4	5	0	1	X	-	<b>15</b>	<b>13</b> <b>2</b>

WP-Porco, Robby (2-1) LP-Caden Capomaccio (0-3) T-3:10 A-1151  
HR WVU - Wetherholt, J.J.

Mar 11, 2023 at Morgantown, W. Va.

Score by Innings	1	2	3	4	5	6	7	8	9	R	H	E
Minnesota	0	0	0	0	0	2	0	0	0	-	<b>2</b>	<b>7</b> <b>2</b>
West Virginia	0	0	1	0	5	0	1	0	X	-	<b>7</b>	<b>8</b> <b>1</b>

WP-Traxel, Blaine (3-1) LP-George Klassen (0-3) T-2:45 A-1325  
HR WVU - McNeely, Caleb

Mar 12, 2023 at Morgantown, W. Va.

Score by Innings	1	2	3	4	5	6	7	8	9	R	H	E
Minnesota	0	0	0	1	0	2	0	0	1	-	<b>4</b>	<b>7</b> <b>0</b>
West Virginia	0	0	1	1	0	0	5	X	-	-	<b>7</b>	<b>11</b> <b>1</b>

WP-Short, Noah (1-0) LP-Connor Wietgreffe (0-2) T-3:12 A-1113

Mar 14, 2023 at Hickory, N.C.

Score by Innings	1	2	3	4	5	6	7	8	9	R	H	E
West Virginia	0	0	4	4	3	1	4	0	2	-	<b>18</b>	<b>15</b> <b>0</b>
App State	0	1	0	0	0	0	0	0	0	-	<b>1</b>	<b>3</b> <b>4</b>

WP-Estridge, Carson (1-0) LP-Tujetsch (0-3) T-3:19 A-110

Mar 15, 2023 at Boone, N.C.

Score by Innings	1	2	3	4	5	6	7	8	9	R	H	E
West Virginia	4	0	0	1	0	1	3	1	8	-	<b>18</b>	<b>14</b> <b>1</b>
App State	0	1	4	0	0	0	0	0	0	-	<b>5</b>	<b>7</b> <b>1</b>

WP-Carr, Jake (1-0) LP-LaSpaluto (0-1) T-3:42 A-150  
HR WVU - Garcia, Ellis

Mar 18, 2023 at Greensboro, NC

Score by Innings	1	2	3	4	5	6	7	8	9	R	H	E
West Virginia	2	0	3	13	2	4	2	2	0	-	<b>28</b>	<b>23</b> <b>1</b>
UNC Greensboro	0	0	0	1	0	0	0	0	1	-	<b>2</b>	<b>9</b> <b>5</b>

WP-Hampton, Ben (1-0) LP-C. Cozart (0-1) T-3:07 A-436  
HR WVU - Barry, Braden (3), Barone, Nick (1), Dowdell, Kevin (1), Hussey, Grant (2)

Mar 18, 2023 at Greensboro, N.C.

Score by Innings	1	2	3	4	5	6	7	8	9	R	H	E
West Virginia	0	2	0	0	1	0	1	0	0	-	<b>4</b>	<b>6</b> <b>2</b>
UNC Greensboro	0	0	0	0	0	1	0	0	0	-	<b>1</b>	<b>6</b> <b>1</b>

WP-Traxel, Blaine (4-1) LP-J. Miller (1-3) T-2:01 A-419  
HR WVU - Hussey, Grant  
HR UNCG - C. Cozart

Mar 19, 2023 at Greensboro, NC

Score by Innings	1	2	3	4	5	6	7	8	9	R	H	E
West Virginia	0	4	1	0	0	2	0	0	1	-	<b>8</b>	<b>11</b> <b>1</b>
UNC Greensboro	0	0	0	0	0	0	0	0	0	-	<b>0</b>	<b>1</b> <b>1</b>

WP-Siegel, Grant (2-1) LP-W. Buck (1-1) T-2:39 A-355  
HR WVU - Barry, Braden

Mar 21, 2023 at Morgantown, W. Va.

Score by Innings	1	2	3	4	5	6	7	8	9	R	H	E
Hofstra	0	0	1	1	0	2	0	0	0	-	<b>4</b>	<b>9</b> <b>0</b>
West Virginia	2	0	0	0	0	0	0	0	0	-	<b>2</b>	<b>6</b> <b>2</b>

WP-Henry, Cade (1-3) Save-O'Hanlon, Michael(3) LP-Major, Aidan (1-2) T-2:34 A-1474

Mar 22, 2023 at Morgantown, W. Va.

Score by Innings	1	2	3	4	5	6	7	8	9	10	R	H	E
Hofstra	0	0	2	0	1	0	0	2	0	0	-	<b>5</b>	<b>5</b> <b>1</b>
West Virginia	2	0	0	1	0	1	0	1	0	1	-	<b>6</b>	<b>11</b> <b>0</b>

WP-Allen, Keegan (1-0) LP-Faello, Mark (1-4) T-3:13 A-1252  
HR HOFSTRA - Bruggeman, Kevin (1)

Mar 24, 2023 at Morgantown, W. Va.

Score by Innings	1	2	3	4	5	6	7	8	9	R	H	E
Xavier	0	0	1	0	0	2	0	1	0	-	<b>4</b>	<b>9</b> <b>1</b>
West Virginia	0	1	0	2	0	0	1	0	1	-	<b>5</b>	<b>9</b> <b>2</b>

WP-Reed, Carlson (2-0) LP-LOER, Justin (2-2) T-2:40 A-1267  
HR XU - McCORMICK, Matt (5), CUSHING, Jared (5)  
HR WVU - Wallace, Landon (2)

Mar 25, 2023 at Morgantown, W. Va.

Score by Innings	1	2	3	4	5	6	7	8	9	R	H	E
Xavier	0	0	0	1	0	0	1	0	0	-	<b>2</b>	<b>7</b> <b>2</b>
West Virginia	1	0	0	1	0	0	1	4	X	-	<b>7</b>	<b>12</b> <b>0</b>

WP-Traxel, Blaine (5-1) LP-ALAZAUS, Brant (2-3) T-2:30 A-2339  
HR XU - DEMARTINO, Tyler (2), SCHULTZ, Garrett (2)  
HR WVU - Wetherholt, J.J. (6), Barry, Braden (5), Garcia, Ellis (2)

Mar 26, 2023 at Morgantown, W. Va.

Score by Innings	1	2	3	4	5	6	7	8	9	R	H	E
Xavier	0	4	0	2	0	1	0	1	0	-	<b>8</b>	<b>5</b> <b>0</b>
West Virginia	1	0	1	1	0	0	0	0	0	-	<b>3</b>	<b>7</b> <b>1</b>

WP-KELLY, Jonathan (1-0) LP-Siegel, Grant (2-2) T-3:05 A-1968  
HR XU - WALKER, Andrew (2), CUSHING, Jared 2 (7)

Mar 28, 2023 at Morgantown, W. Va.

Score by Innings	1	2	3	4	5	6	7	8	9	R	H	E
Marshall	1	2	0	0	1	0	1	2	0	-	<b>7</b>	<b>7</b> <b>3</b>
West Virginia	4	0	0	1	0	2	1	1	X	-	<b>9</b>	<b>12</b> <b>4</b>

WP-Estridge, Carson (2-0) Save-Reed, Carlson(2) LP-Chad Heiner (1-1) T-3:35 A-2457  
HR WVU - White, Sam (2)

Mar 31, 2023 at Manhattan, KS

Score by Innings	1	2	3	4	5	6	7	8	9	R	H	E
West Virginia	0	2	1	0	2	2	0	1	0	-	<b>8</b>	<b>13</b> <b>0</b>
Kansas State	2	0	0	0	1	0	0	0	0	-	<b>3</b>	<b>6</b> <b>0</b>

WP-Hampton, Ben (2-0) LP-Boerema, O. (4-1) T-2:31 A-2310  
HR WVU - Wetherholt, J.J., McNeely, Caleb, Hussey, Grant  
HR KSU - Jones, B., Culpepper, K

Apr 01, 2023 at Manhattan, KS

Score by Innings	1	2	3	4	5	6	7	8	9	R	H	E
West Virginia	0	0	0	1	0	0	0	0	0	-	<b>1</b>	<b>4</b> <b>1</b>
Kansas State	0	1	1	0	1	0	1	3	X	-	<b>7</b>	<b>9</b> <b>0</b>

WP-Fajardo, G. (1-1) LP-Traxel, Blaine (5-2) T-2:35 A-2239  
HR KSU - Hughes, D., Goodwin, N., Day, B., Pelletier, R, Pena, R.

Apr 02, 2023 at Manhattan, KS

Score by Innings	1	2	3	4	5	6	7	8	9	R	H	E
West Virginia	0	3	2	1	1	0	0	0	3	-	<b>10</b>	<b>13</b> <b>0</b>
Kansas State	0	4	0	0	0	0	0	0	2	-	<b>6</b>	<b>7</b> <b>1</b>

WP-Porco, Robby (3-1) LP-Rothermel, C (0-1) T-2:41 A-2124  
HR WVU - Barry, Braden, McNeely, Caleb, Hussey, Grant  
HR KSU - Pena, R. 2



## 2023 LINE SCORES

Apr 05, 2023 at Charleston, W.Va.

Score by Innings	1	2	3	4	5	6	7	8	9	R	H	E	
West Virginia	0	2	0	1	3	0	2	3	4	-	15	16	0
Marshall	0	0	3	1	4	0	1	0	0	-	9	14	1
WP-Yehl, Maxx (1-0)	LP-Drew Harlow (4-2)										T-3:21	A-5047	
HR WVU - McNeely, Caleb 2 (8), Hussey, Grant (6)													
HR MAR - Luke Edwards (3), Christian Lucio (2), Chris Noble (3)													

Apr 07, 2023 at Morgantown, W. Va.

Score by Innings	1	2	3	4	5	6	7	8	9	R	H	E	
Kansas	0	3	1	0	0	0	0	0	1	-	5	9	2
West Virginia	0	0	2	0	0	1	0	0	0	-	3	9	2
WP-Trumper, Thaniel (2-2) Save-Hewlett, Stone(2) LP-Hampton, Ben (2-1) T-3:08 A-2535													
HR KU - Jans, Chase (3), Elvis, Cole (5), English, Jake (6)													
HR WVU - Wallace, Landon (3)													

Apr 08, 2023 at Morgantown, W. Va.

Score by Innings	1	2	3	4	5	6	7	8	9	R	H	E	
Kansas	0	0	0	1	5	0	1	3	0	-	10	10	1
West Virginia	1	2	0	0	0	2	1	1	0	-	7	9	1
WP-Ireland, Sam (4-3) Save-Hewlett, Stone(3) LP-Traxel, Blaine (5-3) T-3:08 A-2964													
HR KU - Elvis, Cole (6), Reeder, Janson (7), English, Jake (7)													
HR WVU - Sauve, Logan (1)													

Apr 09, 2023 at Morgantown, W. Va.

Score by Innings	1	2	3	4	5	6	7	8	9	R	H	E
Kansas	1	0	1	0	1	0	0	0	1	0	-	
West Virginia	5	0	0	2	0	0	1	1	3	X	-	
WP-Porco, Robby (4-1)	Save-Estridge, Carson(1)	LP-Bradford, Ethan (2-3)	T-2:52	A-1748								
HR KU - Elvis, Cole (7), Reeder, Janson (8)												
HR WVU - Wallace, Landon 2 (5), Hussey, Grant (7)												

Apr 11, 2023 at University Park, Pa.

Score by Innings	1	2	3	4	5	6	7	8	9	R	H	E	
West Virginia	1	2	1	1	0	1	0	0	0	-	6	9	3
Penn State	0	0	0	1	0	7	3	0	X	-	11	11	2
WP-Molsky, Tommy (2-3)	LP-Fehrman, Cole (0-1)	T-3:00	A-2700										
HR PSU - Harry, Jay (5)													

Apr 14, 2023 at Stillwater, Okla.

Score by Innings	1	2	3	4	5	6	7	8	9	R	H	E	
West Virginia	2	1	0	0	1	0	1	0	1	-	6	11	0
Oklahoma State	0	1	0	0	2	0	0	0	0	-	3	7	0
WP-Hampton, Ben (3-1) Save-Reed, Carlson(3) LP-Watts-Brown (4-2) T-3:11 A-5055													
HR WVU - Wetherholt, J.J. (8)													
HR OSU - Benge, C. (6)													

Apr 15, 2023 at Stillwater, Okla.

Score by Innings	1	2	3	4	5	6	7	8	9	R	H	E
West Virginia	0	0	2	0	3	0	0	4	0	9	9	1
Oklahoma State	2	0	0	2	0	0	1	0	0	5	7	2
WP-Major, Aidan (2-2) LP-Stebens (4-1) T-3:01 A-5817												
HR WVU - Wallace, Landon (6)												

Apr 16, 2023 at Stillwater, Okla.

Score by Innings	1	2	3	4	5	6	7	8	9	R	H	E	
West Virginia	3	0	0	0	0	0	2	1	0	-	6	14	1
Oklahoma State	0	3	2	0	0	0	6	X	-	11	13	0	
WP-Hendry (2-0) LP-Hagaman, David (0-1) T-3:34 A-4576													
HR WVU - Hussey, Grant (8)													
HR OSU - Riggio (11), Adkison (4), Brown, M. (6)													

Apr 19, 2023 at Pittsburgh, Pa.

Score by Innings	1	2	3	4	5	6	7	8	9	R	H	E	
Pitt	2	0	2	0	0	0	0	0	0	-	4	11	1
West Virginia	0	0	5	3	0	1	0	0	X	-	9	12	2
WP-Van Kempen, Gavin (2-0) LP-FERNANDEZ, Matthew (1-3) T-3:00 A-2052													
HR WVU - McNeely, Caleb (9)													

Apr 21, 2023 at Morgantown, W. Va.

Score by Innings	1	2	3	4	5	6	7	8	9	R	H	E	
TCU	0	1	0	0	0	2	1	0	0	-	4	8	0
West Virginia	2	0	0	3	0	0	0	0	X	-	5	6	2
WP-Hampton, Ben (4-1) Save-Reed, Carlson(4) LP-Klecker, Kole (7-3) T-2:52 A-3441													
HR WVU - Wallace, Landon (8), White, Sam (4)													

Apr 22, 2023 at Morgantown, W. Va.

Score by Innings	1	2	3	4	5	6	7	8	9	R	H	E	
TCU	1	1	0	0	2	0	0	0	0	-	4	11	1
West Virginia	0	0	0	1	0	6	0	0	X	-	7	8	1
WP-Siegel, Grant (3-2)	Save-Major, Aidan(1) LP-Savage, Luke (0-2) T-2:45 A-3290												
HR WVU - Garcia, Ellis (3)													

Apr 23, 2023 at Morgantown, W. Va.

Score by Innings	1	2	3	4	5	6	7	R	H	E
TCU	0	0	1	0	4	2	0	7	7	2
West Virginia	0	2	1	8	0	0	6	17	13	0
WP-Short, Noah (2-0) LP-Abeldt, Ben (1-3) T-3:22 A-2421										
HR TCU - Fontenelle, Cole (10), Nunez, Elijah (2)										
HR WVU - Hussey, Grant (9)										

Apr 25, 2023 at Morgantown, W. Va.

Score by Innings	1	2	3	4	5	6	7	8	9	R	H	E	
Penn State	0	0	0	1	0	1	0	0	0	-	<b>2</b>	<b>3</b>	<b>1</b>
West Virginia	0	0	4	8	1	1	0	0	X	-	<b>14</b>	<b>13</b>	<b>2</b>
WP-Van Kempen, Gavin (3-0)	LP-Molsky, Tommy (2-4) T-2:47 A-3475												
HR PSU - Marsh, Bobby (5)													
HR WVU - Wetherholt, J.J. (9), Sauve, Logan (2), Hussey, Grant (10)													

Apr 28, 2023 at Waco, Texas

Score by Innings	1	2	3	4	5	6	7	8	9	R	H	E
West Virginia	2	1	0	0	0	0	0	2	0	5	7	1
Baylor	0	1	0	1	0	2	0	0	0	4	7	4
WP-Major, Aidan (3-2) Save-Reed, Carlson(5) LP-Oliver (2-4) T-3:15 A-1729												
Start of game delayed 32 minutes due to inclement weather.												

Apr 29, 2023 at Waco, Texas

Score by Innings	1	2	3	4	5	6	7	8	9	R	H	E	
West Virginia	0	1	0	0	0	0	1	3	5	-	10	8	0
Baylor	0	0	0	0	0	0	0	0	0	-	0	6	2
WP-Traxel, Blaine (6-3) LP-Rigney (3-2) T-3:08 A-2407													
HR WVU - Wetherholt, J.J. (10), Hussey, Grant (11)													

Apr 30, 2023 at Waco, Texas

Score by Innings	1	2	3	4	5	6	7	8	9	R	H	E	
West Virginia	3	0	2	0	2	0	1	5	5	-	18	19	0
Baylor	0	2	0	2	0	0	0	0	0	-	4	7	2
WP-Siegel, Grant (4-2)	LP-Caley, C. (0-5)	T-3:39	A-1829										
HR WVU - Wetherholt, J.J. (11), Wallace, Landon (8), Leonard, Dayne (3), Barone, Nick (2)													
Porco pitch count includes 3 pitches (BKB) that should be credited to Yehl.													
Correct pitches/strikes: Porco 37/20; Yehl 40/21.													

May 03, 2023 at Morgantown, W. Va.

Score by Innings	1	2	3	4	5	6	7	R	H	E	
Pitt	0	0	0	0	0	0	0	-	0	4	1
West Virginia	1	1	2	3	0	2	1	10	11	1	
WP-Estridge, Carson (3-0) Save-Van Kempen, Gavin(1) LP-CANDELARIO, Erubiel (2-2 A-4070 A-											
HR WVU - Wetherholt, J.J. (12), McNeely, Caleb (10)											

May 05, 2023 at Morgantown, W. Va.

Score by Innings	1	2	3	4	5	6	7	8	9	R	H	E	
Oklahoma	0	0	1	0	0	0	0	2	0	-	3	12	0
West Virginia	2	0	3	0	2	1	1	0	X	-	9	9	1
WP-Hampton, Ben (5-1) Save-Major, Aidan(2) LP-Douthit, Braxton (4-4) T-2:56 A-3411													
HR OU - Madron, Bryce (10)													
HR WVU - Wallace, Landon (9)													

May 06, 2023 at Morgantown, W. Va.

Score by Innings	1	2	3	4	5	6	7	8	9	R	H	E	
Oklahoma	2	0	0	0	0	2	0	2	0	-	6	9	0
West Virginia	1	0	0	0	2	0	0	0	0	-	3	9	0
WP-Carmichael, Braden (5-0) Save-Carsten, Will(3) LP-Traxel, Blaine (6-4) T-2: A-4387 A-4387													
HR OU - Madron, Bryce (11), Harris, Dakota (7)													

May 07, 2023 at Morgantown, W. Va.

Score by Innings	1	2	3	4	5	6	7	8	9	R	H	E
Oklahoma	0	0	0	0	3	0	0	0	0	3	7	0
West Virginia	1	4	1	1	0	0	2	0	X	9	9	2
WP-Short, Noah (3-0) LP-Campbell, Carter (5-4) T-2:50 A-2873												
HR WVU - Wetherholt, J.J. (13), Sauve, Logan (3)												

May 10, 2023 at Pittsburgh, PA

Score by Innings	1	2	3	4	5	6	7	8	9	R	H	E	
West Virginia	0	3	0	0	6	0	0	0	0	-	<b>9</b>	<b>11</b>	<b>2</b>
Pittsburgh	2	0	0	1	2	0	3	0	0	-	<b>8</b>	<b>12</b>	<b>0</b>
WP-Short, Noah (4-0) Save-Reed, Carlson(6) LP-CANDELARIO, Erubiel (2-3) T-3:00 A-642 A-64													
HR WVU - Wetherholt, J.J. (14), McNeely, Caleb (11)													
HR UP - MELENDEZ, Jayden (8)													

May 12, 2023 at Morgantown, W. Va.

Score by Innings	1	2	3	4	5	6	7	8	9	R	H	E	
Texas Tech	0	0	1	2	0	0	0	0	2	-	<b>5</b>	<b>8</b>	<b>0</b>
West Virginia	0	2	0	0	0	0	0	0	0	-	<b>2</b>	<b>6</b>	<b>1</b>
WP-Ethan Coombes (3-0) Save-Brandon Beckel(5) LP-Hampton, Ben (5-2) T-2:55 A-2991													
HR TTU - Kevin Bazzell (6)													

May 13, 2023 at Morgantown, W. Va.



## INDIVIDUAL CAREER SUMMARIES

### Allen, Keegan

Year	avg	gp-gs	ab	r	h	2b	3b	hr	rbi	tb	slg%	bb	hbp	so	gdp	ob%	sf	sh	sb-att	po	a	e	fld%
2023	.000	0-0	0	0	0	0	0	0	0	0	.000	0	0	0	0	.000	0	0	0-0	0	0	1	.000
TOTAL	.000	0-0	0	0	0	0	0	0	0	0	.000	0	0	0	0	.000	0	0	0-0	0	0	1	.000

Year	era	w-l	app	gs	cq	sho	sv	ip	h	r	er	bb	so	2b	3b	hr	bf	bavg	wp	hbp	bk	sfa	sha
2023	5.52	1-0	15	0	0	0/1	1	14.2	14	11	9	6	17	4	0	2	64	.246	1	1	0	0	0
TOTAL	5.52	1-0	15	0	0	0/1	1	14.2	14	11	9	6	17	4	0	2	64	.246	1	1	0	0	0

### Amos, Bryce

Year	avg	gp-gs	ab	r	h	2b	3b	hr	rbi	tb	slg%	bb	hbp	so	gdp	ob%	sf	sh	sb-att	po	a	e	fld%
------	-----	-------	----	---	---	----	----	----	-----	----	------	----	-----	----	-----	-----	----	----	--------	----	---	---	------

### Barone, Nick

Year	avg	gp-gs	ab	r	h	2b	3b	hr	rbi	tb	slg%	bb	hbp	so	gdp	ob%	sf	sh	sb-att	po	a	e	fld%
2023	.250	7-1	8	3	2	0	0	2	7	8	1.000	2	0	1	0	.364	1	0	0-0	4	0	0	1.000
TOTAL	.250	7-1	8	3	2	0	0	2	7	8	1.000	2	0	1	0	.364	1	0	0-0	4	0	0	1.000

### Barry, Braden

Year	avg	gp-gs	ab	r	h	2b	3b	hr	rbi	tb	slg%	bb	hbp	so	gdp	ob%	sf	sh	sb-att	po	a	e	fld%
2021	.243	36-17	70	10	17	4	0	0	6	21	.300	6	2	24	0	.321	0	1	4-7	31	0	2	.939
2022	.289	53-46	149	28	43	11	1	6	26	74	.497	18	3	34	3	.374	1	3	16-20	80	0	0	1.000
2023	.302	55-55	215	55	65	19	3	8	43	114	.530	30	4	49	2	.390	5	7	21-23	109	2	1	.991
TOTAL	.288	144-118	434	93	125	34	4	14	75	209	.482	54	9	107	5	.374	6	11	41-50	220	2	3	.987

### Beam, Tommy

Year	avg	gp-gs	ab	r	h	2b	3b	hr	rbi	tb	slg%	bb	hbp	so	gdp	ob%	sf	sh	sb-att	po	a	e	fld%
------	-----	-------	----	---	---	----	----	----	-----	----	------	----	-----	----	-----	-----	----	----	--------	----	---	---	------

Year	era	w-l	app	gs	cq	sho	sv	ip	h	r	er	bb	so	2b	3b	hr	bf	bavg	wp	hbp	bk	sfa	sha
2022	99.00	0-0	1	0	0	0/0	0	0.0	3	3	3	2	0	1	0	0	5	1.000	0	0	0	0	0
2023	0.00	0-0	1	0	0	0/0	0	1.0	1	0	0	0	2	0	0	0	4	.250	1	0	0	0	0
TOTAL	27.00	0-0	2	0	0	0/0	0	1.0	4	3	3	2	2	1	0	0	9	.571	1	0	0	0	0

### Carr, Jake

Year	avg	gp-gs	ab	r	h	2b	3b	hr	rbi	tb	slg%	bb	hbp	so	gdp	ob%	sf	sh	sb-att	po	a	e	fld%
2020	.000	0-0	0	0	0	0	0	0	0	0	.000	0	0	0	0	.000	0	0	0-0	1	4	0	1.000
2021	.000	0-0	0	0	0	0	0	0	0	0	.000	0	0	0	0	.000	0	0	0-0	2	7	2	.818
2023	.000	0-0	0	0	0	0	0	0	0	0	.000	0	0	0	0	.000	0	0	0-0	1	2	0	1.000
TOTAL	.000	0-0	0	0	0	0	0	0	0	0	.000	0	0	0	0	.000	0	0	0-0	4	13	2	.895

Year	era	w-l	app	gs	cq	sho	sv	ip	h	r	er	bb	so	2b	3b	hr	bf	bavg	wp	hbp	bk	sfa	sha
2020	1.52	2-1	4	4	1	0/0	0	23.2	14	5	4	3	12	1	0	1	88	.171	0	2	1	0	1
2021	9.71	1-4	14	8	0	0/0	0	38.0	60	45	41	15	38	8	1	8	196	.347	4	6	1	0	2
2023	5.79	1-0	10	0	0	0/0	0	9.1	11	6	6	3	9	1	0	2	42	.289	0	1	0	0	0
TOTAL	6.46	4-5	28	12	1	0/0	0	71.0	85	56	51	21	59	10	1	11	326	.290	4	9	2	0	3



## INDIVIDUAL CAREER SUMMARIES

### Cox, Tyler

Year	avg	gp-gs	ab	r	h	2b	3b	hr	rbi	tb	slg%	bb	hbp	so	gdp	ob%	sf	sh	sb-att	po	a	e	fld%
2022	.086	31-3	35	5	3	1	0	0	1	4	.114	5	0	12	0	.195	1	0	4-6	12	0	1	.923
2023	.083	24-1	12	3	1	1	0	0	1	2	.167	4	0	6	0	.313	0	0	3-4	5	0	0	1.000
TOTAL	.085	55-4	47	8	4	2	0	0	2	6	.128	9	0	18	0	.228	1	0	7-10	17	0	1	.944

### Dowdell, Kevin

Year	avg	gp-gs	ab	r	h	2b	3b	hr	rbi	tb	slg%	bb	hbp	so	gdp	ob%	sf	sh	sb-att	po	a	e	fld%
2022	.200	26-6	30	5	6	1	0	2	7	13	.433	5	0	12	0	.314	0	0	3-3	0	0	0	.000
2023	.207	17-5	29	8	6	1	0	1	8	10	.345	5	1	12	0	.333	1	1	3-3	0	1	0	1.000
TOTAL	.203	43-11	59	13	12	2	0	3	15	23	.390	10	1	24	0	.324	1	1	6-6	0	1	0	1.000

Year	era	w-l	app	qs	cq	sho	sv	ip	h	r	er	bb	so	2b	3b	hr	bf	bavg	wp	hbp	bk	sfa	sha
2022	8.44	0-0	10	0	0	0/0	0	5.1	7	6	5	6	4	1	0	0	29	.318	2	1	0	0	0
2023	5.06	0-0	9	0	0	0/0	0	5.1	3	4	3	5	7	0	0	0	27	.167	0	3	0	0	1
TOTAL	6.75	0-0	19	0	0	0/0	0	10.2	10	10	8	11	11	1	0	0	56	.250	2	4	0	0	1

### Estridge, Carson

Year	avg	gp-gs	ab	r	h	2b	3b	hr	rbi	tb	slg%	bb	hbp	so	gdp	ob%	sf	sh	sb-att	po	a	e	fld%
2023	.000	0-0	0	0	0	0	0	0	0	0	.000	0	0	0	0	.000	0	0	0-0	0	3	1	.750
TOTAL	.000	0-0	0	0	0	0	0	0	0	0	.000	0	0	0	0	.000	0	0	0-0	0	3	1	.750

Year	era	w-l	app	qs	cq	sho	sv	ip	h	r	er	bb	so	2b	3b	hr	bf	bavg	wp	hbp	bk	sfa	sha
2023	4.91	3-1	11	5	0	0/1	1	25.2	33	16	14	9	35	6	0	2	123	.300	0	2	0	0	1
TOTAL	4.91	3-1	11	5	0	0/1	1	25.2	33	16	14	9	35	6	0	2	123	.300	0	2	0	0	1

### Fehrman, Cole

Year	avg	gp-gs	ab	r	h	2b	3b	hr	rbi	tb	slg%	bb	hbp	so	gdp	ob%	sf	sh	sb-att	po	a	e	fld%
------	-----	-------	----	---	---	----	----	----	-----	----	------	----	-----	----	-----	-----	----	----	--------	----	---	---	------

Year	era	w-l	app	qs	cq	sho	sv	ip	h	r	er	bb	so	2b	3b	hr	bf	bavg	wp	hbp	bk	sfa	sha
2023	0.00	0-1	7	0	0	0/0	0	3.0	4	3	0	6	3	0	0	0	19	.308	2	0	1	0	0
TOTAL	0.00	0-1	7	0	0	0/0	0	3.0	4	3	0	6	3	0	0	0	19	.308	2	0	1	0	0

### Garcia, Ellis

Year	avg	gp-gs	ab	r	h	2b	3b	hr	rbi	tb	slg%	bb	hbp	so	gdp	ob%	sf	sh	sb-att	po	a	e	fld%
2023	.258	49-43	163	21	42	11	0	3	27	62	.380	21	6	20	3	.361	1	0	3-4	21	80	9	.918
TOTAL	.258	49-43	163	21	42	11	0	3	27	62	.380	21	6	20	3	.361	1	0	3-4	21	80	9	.918

### Hagaman, David

Year	avg	gp-gs	ab	r	h	2b	3b	hr	rbi	tb	slg%	bb	hbp	so	gdp	ob%	sf	sh	sb-att	po	a	e	fld%
2023	.000	0-0	0	0	0	0	0	0	0	0	.000	0	0	0	0	.000	0	0	0-0	2	3	2	.714
TOTAL	.000	0-0	0	0	0	0	0	0	0	0	.000	0	0	0	0	.000	0	0	0-0	2	3	2	.714

Year	era	w-l	app	qs	cq	sho	sv	ip	h	r	er	bb	so	2b	3b	hr	bf	bavg	wp	hbp	bk	sfa	sha
2023	2.30	1-1	20	0	0	0/0	0	31.1	16	10	8	13	31	2	1	1	122	.152	4	1	0	2	1
TOTAL	2.30	1-1	20	0	0	0/0	0	31.1	16	10	8	13	31	2	1	1	122	.152	4	1	0	2	1

## INDIVIDUAL CAREER SUMMARIES

### Hampton, Ben

Year	avg	gp-gs	ab	r	h	2b	3b	hr	rbi	tb	slg%	bb	hbp	so	gdp	ob%	sf	sh	sb-att	po	a	e	fld%
2021	.000	0-0	0	0	0	0	0	0	0	0	.000	0	0	0	0	.000	0	0	0-0	2	8	2	.833
2022	.000	0-0	0	0	0	0	0	0	0	0	.000	0	0	0	0	.000	0	0	0-0	2	18	1	.952
2023	.000	0-0	0	0	0	0	0	0	0	0	.000	0	0	0	0	.000	0	0	0-0	3	10	2	.867
TOTAL	.000	0-0	0	0	0	0	0	0	0	0	.000	0	0	0	0	.000	0	0	0-0	7	36	5	.896

Year	era	w-l	app	gs	cq	sho	sv	ip	h	r	er	bb	so	2b	3b	hr	bf	bavg	wp	hbp	bk	sfa	sha
2021	4.83	4-3	14	10	0	0/0	0	54.0	61	33	29	15	47	14	2	7	235	.288	0	1	0	5	2
2022	4.66	8-5	15	15	0	0/0	0	83.0	81	45	43	27	90	18	1	14	363	.253	9	10	0	2	4
2023	4.50	5-3	14	14	0	0/0	0	76.0	82	40	38	28	62	22	3	9	335	.278	5	5	0	6	1
TOTAL	4.65	17-11	43	39	0	0/0	0	213.0	224	118	110	70	199	54	6	30	933	.271	14	16	0	13	7

### Hussey, Grant

Year	avg	gp-gs	ab	r	h	2b	3b	hr	rbi	tb	slg%	bb	hbp	so	gdp	ob%	sf	sh	sb-att	po	a	e	fld%
2022	.244	54-54	176	34	43	10	0	11	35	86	.489	30	10	69	2	.379	3	1	1-3	434	28	4	.991
2023	.271	50-46	166	34	45	12	0	13	45	96	.578	27	9	64	1	.399	1	0	0-0	368	18	7	.982
TOTAL	.257	104-100	342	68	88	22	0	24	80	182	.532	57	19	133	3	.389	4	1	1-3	802	46	11	.987

### Keels, Tre

Year	avg	gp-gs	ab	r	h	2b	3b	hr	rbi	tb	slg%	bb	hbp	so	gdp	ob%	sf	sh	sb-att	po	a	e	fld%
2023	.200	11-0	5	5	1	1	0	0	0	2	.400	3	0	2	0	.500	0	0	1-2	1	0	0	1.000
TOTAL	.200	11-0	5	5	1	1	0	0	0	2	.400	3	0	2	0	.500	0	0	1-2	1	0	0	1.000

### Van Kempen, Gavin

Year	avg	gp-gs	ab	r	h	2b	3b	hr	rbi	tb	slg%	bb	hbp	so	gdp	ob%	sf	sh	sb-att	po	a	e	fld%
2023	.000	0-0	0	0	0	0	0	0	0	0	.000	0	0	0	0	.000	0	0	0-0	0	2	1	.667
TOTAL	.000	0-0	0	0	0	0	0	0	0	0	.000	0	0	0	0	.000	0	0	0-0	0	2	1	.667

Year	era	w-l	app	gs	cq	sho	sv	ip	h	r	er	bb	so	2b	3b	hr	bf	bavg	wp	hbp	bk	sfa	sha
2023	4.15	3-0	11	4	0	0/1	1	26.0	21	13	12	12	21	4	0	3	114	.216	1	4	1	0	1
TOTAL	4.15	3-0	11	4	0	0/1	1	26.0	21	13	12	12	21	4	0	3	114	.216	1	4	1	0	1

### Kilker, Michael

Year	avg	gp-gs	ab	r	h	2b	3b	hr	rbi	tb	slg%	bb	hbp	so	gdp	ob%	sf	sh	sb-att	po	a	e	fld%
------	-----	-------	----	---	---	----	----	----	-----	----	------	----	-----	----	-----	-----	----	----	--------	----	---	---	------

Year	era	w-l	app	gs	cq	sho	sv	ip	h	r	er	bb	so	2b	3b	hr	bf	bavg	wp	hbp	bk	sfa	sha
2022	6.08	2-0	11	2	0	0/1	0	13.1	9	10	9	9	21	3	1	0	59	.191	2	2	0	1	0
2023	18.00	0-0	1	0	0	0/0	0	1.0	1	2	2	1	0	1	0	0	6	.333	0	1	0	1	0
TOTAL	6.91	2-0	12	2	0	0/1	0	14.1	10	12	11	10	21	4	1	0	65	.200	2	3	0	2	0

### King, Skylar

Year	avg	gp-gs	ab	r	h	2b	3b	hr	rbi	tb	slg%	bb	hbp	so	gdp	ob%	sf	sh	sb-att	po	a	e	fld%
2023	.190	16-2	21	4	4	1	0	0	3	5	.238	0	0	2	0	.190	0	0	0-0	10	0	0	1.000
TOTAL	.190	16-2	21	4	4	1	0	0	3	5	.238	0	0	2	0	.190	0	0	0-0	10	0	0	1.000



## INDIVIDUAL CAREER SUMMARIES

### Leonard, Dayne

Year	avg	gp-gs	ab	r	h	2b	3b	hr	rbi	tb	slg%	bb	hbp	so	gdp	ob%	sf	sh	sb-att	po	a	e	fld%
2022	.331	48-41	133	23	44	7	0	3	23	60	.451	13	9	36	3	.426	0	1	3-5	286	51	3	.991
2023	.266	55-55	203	40	54	12	0	3	45	75	.369	31	19	41	8	.406	3	3	4-5	342	16	7	.981
TOTAL	.292	103-96	336	63	98	19	0	6	68	135	.402	44	28	77	11	.414	3	4	7-10	628	67	10	.986

### Major, Aidan

Year	avg	gp-gs	ab	r	h	2b	3b	hr	rbi	tb	slg%	bb	hbp	so	gdp	ob%	sf	sh	sb-att	po	a	e	fld%
2022	.000	0-0	0	0	0	0	0	0	0	0	.000	0	0	0	0	.000	0	0	0-0	1	5	0	1.000
2023	.000	0-0	0	0	0	0	0	0	0	0	.000	0	0	0	0	.000	0	0	0-0	4	4	0	1.000
TOTAL	.000	0-0	0	0	0	0	0	0	0	0	.000	0	0	0	0	.000	0	0	0-0	5	9	0	1.000

Year	era	w-l	app	gs	cq	sho	sv	ip	h	r	er	bb	so	2b	3b	hr	bf	bavg	wp	hbp	bk	sfa	sha
2022	3.49	3-0	11	5	0	0/1	0	28.1	17	12	11	21	31	5	1	4	120	.175	3	1	0	0	1
2023	5.23	3-2	19	3	0	0/0	2	41.1	42	29	24	12	49	8	1	6	182	.264	5	6	1	0	5
TOTAL	4.52	6-2	30	8	0	0/1	2	69.2	59	41	35	33	80	13	2	10	302	.230	8	7	1	0	6

### Matson, Nick

Year	avg	gp-gs	ab	r	h	2b	3b	hr	rbi	tb	slg%	bb	hbp	so	gdp	ob%	sf	sh	sb-att	po	a	e	fld%
------	-----	-------	----	---	---	----	----	----	-----	----	------	----	-----	----	-----	-----	----	----	--------	----	---	---	------

### Mckinney, Michael

Year	avg	gp-gs	ab	r	h	2b	3b	hr	rbi	tb	slg%	bb	hbp	so	gdp	ob%	sf	sh	sb-att	po	a	e	fld%
------	-----	-------	----	---	---	----	----	----	-----	----	------	----	-----	----	-----	-----	----	----	--------	----	---	---	------

### McNeely, Caleb

Year	avg	gp-gs	ab	r	h	2b	3b	hr	rbi	tb	slg%	bb	hbp	so	gdp	ob%	sf	sh	sb-att	po	a	e	fld%
2023	.299	52-52	197	45	59	12	3	12	47	113	.574	37	7	48	3	.420	4	2	14-17	63	23	4	.956
TOTAL	.299	52-52	197	45	59	12	3	12	47	113	.574	37	7	48	3	.420	4	2	14-17	63	23	4	.956

### Porco, Robby

Year	avg	gp-gs	ab	r	h	2b	3b	hr	rbi	tb	slg%	bb	hbp	so	gdp	ob%	sf	sh	sb-att	po	a	e	fld%
2023	.000	0-0	0	0	0	0	0	0	0	0	.000	0	0	0	0	.000	0	0	0-0	2	2	0	1.000
TOTAL	.000	0-0	0	0	0	0	0	0	0	0	.000	0	0	0	0	.000	0	0	0-0	2	2	0	1.000

Year	era	w-l	app	gs	cq	sho	sv	ip	h	r	er	bb	so	2b	3b	hr	bf	bavg	wp	hbp	bk	sfa	sha
2023	7.86	4-1	15	7	0	0/1	0	34.1	34	32	30	28	43	7	0	7	166	.248	3	1	0	0	0
TOTAL	7.86	4-1	15	7	0	0/1	0	34.1	34	32	30	28	43	7	0	7	166	.248	3	1	0	0	0

### Ramppen, Zack

Year	avg	gp-gs	ab	r	h	2b	3b	hr	rbi	tb	slg%	bb	hbp	so	gdp	ob%	sf	sh	sb-att	po	a	e	fld%
2023	.222	12-0	9	2	2	0	0	0	1	2	.222	1	0	2	0	.300	0	0	0-0	15	1	0	1.000
TOTAL	.222	12-0	9	2	2	0	0	0	1	2	.222	1	0	2	0	.300	0	0	0-0	15	1	0	1.000



## INDIVIDUAL CAREER SUMMARIES

### Reed, Carlson

Year	avg	gp-gs	ab	r	h	2b	3b	hr	rbi	tb	slg%	bb	hbp	so	gdp	ob%	sf	sh	sb-att	po	a	e	fld%
2021	.000	0-0	0	0	0	0	0	0	0	0	.000	0	0	0	0	.000	0	0	0-0	0	6	2	.750
2022	.000	0-0	0	0	0	0	0	0	0	0	.000	0	0	0	0	.000	0	0	0-0	6	8	2	.875
2023	.000	0-0	0	0	0	0	0	0	0	0	.000	0	0	0	0	.000	0	0	0-0	3	8	3	.786
TOTAL	.000	0-0	0	0	0	0	0	0	0	0	.000	0	0	0	0	.000	0	0	0-0	9	22	7	.816

Year	era	w-l	app	gs	cq	sho	sv	ip	h	r	er	bb	so	2b	3b	hr	bf	bavg	wp	hbp	bk	sfa	sha
2021	7.59	4-5	15	7	0	0/0	0	32.0	37	29	27	19	34	8	1	3	156	.289	7	6	0	2	1
2022	5.13	0-1	18	4	0	0/0	0	40.1	51	26	23	20	42	10	1	5	197	.298	8	4	0	1	1
2023	1.32	2-0	22	0	0	0/1	7	34.0	25	8	5	22	53	3	0	0	149	.203	2	2	0	0	2
TOTAL	4.66	6-6	55	11	0	0/1	7	106.1	113	63	55	61	129	21	2	8	502	.268	17	12	0	3	4

### Sauve, Logan

Year	avg	gp-gs	ab	r	h	2b	3b	hr	rbi	tb	slg%	bb	hbp	so	gdp	ob%	sf	sh	sb-att	po	a	e	fld%
2023	.260	47-38	127	29	33	7	0	3	19	49	.386	22	9	33	5	.403	1	1	1-1	119	9	3	.977
TOTAL	.260	47-38	127	29	33	7	0	3	19	49	.386	22	9	33	5	.403	1	1	1-1	119	9	3	.977

### Short, Noah

Year	avg	gp-gs	ab	r	h	2b	3b	hr	rbi	tb	slg%	bb	hbp	so	gdp	ob%	sf	sh	sb-att	po	a	e	fld%
2020	.000	1-0	0	0	0	0	0	0	0	0	.000	0	0	0	0	.000	0	0	0-0	1	0	0	1.000
2021	.000	0-0	0	0	0	0	0	0	0	0	.000	0	0	0	0	.000	0	0	0-0	1	5	1	.857
2022	.000	0-0	0	0	0	0	0	0	0	0	.000	0	0	0	0	.000	0	0	0-0	1	2	1	.750
2023	.000	0-0	0	0	0	0	0	0	0	0	.000	0	0	0	0	.000	0	0	0-0	0	0	1	.000
TOTAL	.000	1-0	0	0	0	0	0	0	0	0	.000	0	0	0	0	.000	0	0	0-0	3	7	3	.769

Year	era	w-l	app	gs	cq	sho	sv	ip	h	r	er	bb	so	2b	3b	hr	bf	bavg	wp	hbp	bk	sfa	sha
2020	0.00	0-0	3	0	0	0/1	0	2.0	3	0	0	1	3	1	0	0	10	.333	1	0	0	0	0
2021	2.51	0-0	25	0	0	0/0	0	28.2	23	11	8	11	38	3	3	2	123	.228	1	7	0	2	1
2022	4.25	0-1	24	0	0	0/0	2	29.2	26	15	14	12	33	4	0	2	130	.241	1	8	0	1	1
2023	4.22	4-0	21	0	0	0/1	0	10.2	9	6	5	7	13	3	0	2	48	.237	0	2	0	0	1
TOTAL	3.42	4-1	73	0	0	0/2	2	71.0	61	32	27	31	87	11	3	6	311	.238	3	17	0	3	3

### Siegel, Grant

Year	avg	gp-gs	ab	r	h	2b	3b	hr	rbi	tb	slg%	bb	hbp	so	gdp	ob%	sf	sh	sb-att	po	a	e	fld%
2023	.000	0-0	0	0	0	0	0	0	0	0	.000	0	0	0	0	.000	0	0	0-0	1	7	1	.889
TOTAL	.000	0-0	0	0	0	0	0	0	0	0	.000	0	0	0	0	.000	0	0	0-0	1	7	1	.889

Year	era	w-l	app	gs	cq	sho	sv	ip	h	r	er	bb	so	2b	3b	hr	bf	bavg	wp	hbp	bk	sfa	sha
2023	5.18	4-2	15	8	0	0/1	0	41.2	42	28	24	17	30	9	0	6	186	.266	0	7	1	1	3
TOTAL	5.18	4-2	15	8	0	0/1	0	41.2	42	28	24	17	30	9	0	6	186	.266	0	7	1	1	3

### Sleeper, Chris

Year	avg	gp-gs	ab	r	h	2b	3b	hr	rbi	tb	slg%	bb	hbp	so	gdp	ob%	sf	sh	sb-att	po	a	e	fld%
2022	.000	0-0	0	0	0	0	0	0	0	0	.000	0	0	0	0	.000	0	0	0-0	4	10	3	.824
TOTAL	.000	0-0	0	0	0	0	0	0	0	0	.000	0	0	0	0	.000	0	0	0-0	4	10	3	.824

Year	era	w-l	app	gs	cq	sho	sv	ip	h	r	er	bb	so	2b	3b	hr	bf	bavg	wp	hbp	bk	sfa	sha
2022	3.61	3-4	14	4	0	0/1	0	42.1	37	17	17	23	28	8	1	1	188	.237	4	4	0	3	2
2023	2.70	0-0	5	0	0	0/0	0	3.1	2	1	1	2	4	0	0	1	15	.167	1	1	0	0	0
TOTAL	3.55	3-4	19	4	0	0/1	0	45.2	39	18	18	25	32	8	1	2	203	.232	5	5	0	3	2



## INDIVIDUAL CAREER SUMMARIES

### Smith, Evan

Year	avg	gp-gs	ab	r	h	2b	3b	hr	rbi	tb	slg%	bb	hbp	so	gdp	ob%	sf	sh	sb-att	po	a	e	fld%
2022	.189	30-8	37	11	7	4	0	1	10	14	.378	9	3	12	0	.380	1	0	3-4	9	1	0	1.000
2023	.176	24-5	34	6	6	2	0	0	6	8	.235	5	2	13	2	.317	0	0	0-1	16	0	0	1.000
TOTAL	.183	54-13	71	17	13	6	0	1	16	22	.310	14	5	25	2	.352	1	0	3-5	25	1	0	1.000

### Traxel, Blaine

Year	avg	gp-gs	ab	r	h	2b	3b	hr	rbi	tb	slg%	bb	hbp	so	gdp	ob%	sf	sh	sb-att	po	a	e	fld%
2023	.000	0-0	0	0	0	0	0	0	0	0	.000	0	0	0	0	.000	0	0	0-0	6	10	0	1.000
TOTAL	.000	0-0	0	0	0	0	0	0	0	0	.000	0	0	0	0	.000	0	0	0-0	6	10	0	1.000

Year	era	w-l	app	gs	cq	sho	sv	ip	h	r	er	bb	so	2b	3b	hr	bf	bavg	wp	hbp	bk	sfa	sha
2023	3.79	7-5	15	14	5	1/0	0	99.2	93	48	42	20	71	23	1	17	420	.245	3	10	1	7	3
TOTAL	3.79	7-5	15	14	5	1/0	0	99.2	93	48	42	20	71	23	1	17	420	.245	3	10	1	7	3

### Tucker, Tevin

Year	avg	gp-gs	ab	r	h	2b	3b	hr	rbi	tb	slg%	bb	hbp	so	gdp	ob%	sf	sh	sb-att	po	a	e	fld%
2019	.199	60-60	156	37	31	10	0	1	21	44	.282	39	3	54	0	.365	2	8	19-24	70	107	14	.927
2020	.170	16-16	47	3	8	0	0	0	4	8	.170	4	1	13	0	.250	0	1	7-8	20	35	3	.948
2022	.181	55-55	160	33	29	2	3	2	19	43	.269	23	6	43	1	.307	0	5	21-27	73	121	10	.951
2023	.326	55-55	178	55	58	8	3	1	20	75	.421	37	16	43	1	.476	2	10	18-21	87	150	8	.967
TOTAL	.233	186-186	541	128	126	20	6	4	64	170	.314	103	26	153	2	.378	4	24	65-80	250	413	35	.950

### Wallace, Landon

Year	avg	gp-gs	ab	r	h	2b	3b	hr	rbi	tb	slg%	bb	hbp	so	gdp	ob%	sf	sh	sb-att	po	a	e	fld%
2023	.322	54-53	177	44	57	10	3	10	47	103	.582	35	14	46	3	.467	1	7	17-19	90	3	3	.969
TOTAL	.322	54-53	177	44	57	10	3	10	47	103	.582	35	14	46	3	.467	1	7	17-19	90	3	3	.969

### Watson, Will

Year	avg	gp-gs	ab	r	h	2b	3b	hr	rbi	tb	slg%	bb	hbp	so	gdp	ob%	sf	sh	sb-att	po	a	e	fld%
2022	.000	0-0	0	0	0	0	0	0	0	0	.000	0	0	0	0	.000	0	0	0-0	0	1	0	1.000
TOTAL	.000	0-0	0	0	0	0	0	0	0	0	.000	0	0	0	0	.000	0	0	0-0	0	1	0	1.000

Year	era	w-l	app	gs	cq	sho	sv	ip	h	r	er	bb	so	2b	3b	hr	bf	bavg	wp	hbp	bk	sfa	sha
2022	7.11	0-0	7	1	0	0/0	0	6.1	6	5	5	7	9	0	0	1	31	.261	1	1	0	0	0
2023	4.50	0-0	3	0	0	0/0	0	2.0	2	1	1	2	2	0	0	0	10	.250	3	0	0	0	0
TOTAL	6.48	0-0	10	1	0	0/0	0	8.1	8	6	6	9	11	0	0	1	41	.258	4	1	0	0	0

### Wetherholt, J.J.

Year	avg	gp-gs	ab	r	h	2b	3b	hr	rbi	tb	slg%	bb	hbp	so	gdp	ob%	sf	sh	sb-att	po	a	e	fld%
2022	.308	54-53	208	51	64	17	1	5	39	98	.471	26	11	43	3	.411	1	0	15-23	45	82	11	.920
2023	.447	50-49	206	65	92	21	2	15	56	162	.786	24	8	20	2	.510	5	1	35-41	95	135	7	.970
TOTAL	.377	104-102	414	116	156	38	3	20	95	260	.628	50	19	63	5	.460	6	1	50-64	140	217	18	.952

### White, Sam

Year	avg	gp-gs	ab	r	h	2b	3b	hr	rbi	tb	slg%	bb	hbp	so	gdp	ob%	sf	sh	sb-att	po	a	e	fld%
2023	.268	45-35	127	23	34	7	1	4	22	55	.433	20	4	32	5	.379	2	1	0-0	85	50	5	.964
TOTAL	.268	45-35	127	23	34	7	1	4	22	55	.433	20	4	32	5	.379	2	1	0-0	85	50	5	.964



## INDIVIDUAL CAREER SUMMARIES

Yehl, Maxx

Year	avg	gp-gs	ab	r	h	2b	3b	hr	rbi	tb	slg%	bb	hbp	so	gdp	ob%	sf	sh	sb-att	po	a	e	fld%
2023	.000	0-0	0	0	0	0	0	0	0	0	.000	0	0	0	0	.000	0	0	0-0	0	4	0	1.000
TOTAL	.000	0-0	0	0	0	0	0	0	0	0	.000	0	0	0	0	.000	0	0	0-0	0	4	0	1.000

Year	era	w-l	app	gs	cq	sho	sv	ip	h	r	er	bb	so	2b	3b	hr	bf	bavg	wp	hbp	bk	sfa	sha
2023	4.18	1-0	15	0	0	0/0	0	23.2	18	11	11	15	17	3	1	3	101	.217	1	0	1	1	2
TOTAL	4.18	1-0	15	0	0	0/0	0	23.2	18	11	11	15	17	3	1	3	101	.217	1	0	1	1	2