



MOUNTAINEER WOMEN'S BASKETBALL

WVUSPORTS.COM

PO BOX 877 // MORGANTOWN, WV 26507-0877 // 304.293.2821 PHONE

2021-22 SCHEDULE

OVERALL:	11-10
BIG 12:	4-7
HOME:	6-4
AWAY:	3-4
NEUTRAL:	2-2

Oct. 28	WVU Tech (Exh.)	W, 113-33
Nov. 16	Saint Francis (Pa.)	W, 86-33
Nov. 19	Kennesaw State	W, 78-58
Nov. 21	Radford	W, 83-31
Nov. 25	vs. Purdue !	W, 65-57
Nov. 27	vs. BYU !	L, 57-58
Dec. 1	at #16/18 Kentucky @	L, 60-83
Dec. 7	Charlotte	W, 65-54
Dec. 12	at James Madison	W, 75-68 (OT)
Dec. 20	vs. #16/16 South Florida #	L, 55-77
Dec. 21	vs. Michigan State #	W, 74-54
Dec. 29	Maryland-Eastern Shore	Canceled
Jan. 2	at Iowa State *	L, 72-88
Jan. 8	Kansas State *	L, 61-71
Jan. 12	Texas Tech *	W, 64-53
Jan. 15	at #13/12 Texas *	L, 57-73
Jan. 19	#14/19 Oklahoma *	L, 76-88
Jan. 22	at Oklahoma State *	W, 61-57
Jan. 25	TCU *	W, 66-54
Jan. 29	#11/14 Baylor *	L, 54-87
Feb. 2	at TCU *	W, 70-62
Feb. 5	at #18/18 Oklahoma *	L, 99-101 (2OT)
Feb. 9	Kansas *	L, 47-65
Feb. 12	at #10/11 Baylor *	6 p.m.
Feb. 15	at Kansas *	8 p.m.
Feb. 20	Texas *	12 p.m.
Feb. 23	at Texas Tech *	8 p.m.
Feb. 27	Oklahoma State *	1 p.m.
Mar. 2	at Kansas State *	7:30 p.m.
Mar. 5	Iowa State *	7 p.m.
Mar. 10-13	Phillips 66 Big 12 Championship \$	TBA

Home games in BOLD // All times Eastern & subject to change // * - Big 12 game

! - St. Pete Showcase (Eckerd College // St. Petersburg, Florida)

@ - Big 12/SEC Challenge

- West Palm Beach Invitational (Keiser University // West Palm Beach, Florida)

\$ - 2021 Phillips 66 Big 12 Championship (Municipal Auditorium // Kansas City, Missouri)

BIG 12 STANDINGS - 2.11.22

Team	Conference	Overall
#9 Iowa State	9-2	20-3
#12 Oklahoma	9-2	20-3
#10 Baylor	8-3	18-5
Kansas	7-4	16-5
Kansas State	7-5	17-7
#16 Texas	6-5	16-6
West Virginia	4-7	11-10
TCU	2-9	6-14
Texas Tech	2-9	9-13
Oklahoma State	2-10	7-14

GAME #22 // WEST VIRGINIA AT NO. 10/11 BAYLOR

GAME INFORMATION



Date Feb. 12, 2022
 Time 6 p.m. ET
 Location Ferrell Center (Waco, Texas)
 TV Big 12 Now on ESPN+
 Talent John Morris, Jim Haller and Brooke Bednarz
 Live Stats WVUsports.com
 Radio MSN, 100.9 FM-WZST (Sirius XM Channel 375)
 Talent Dan Zangrilli



WEST VIRGINIA MOUNTAINEERS

Ranking (AP/Coaches) NR/NR
 2021-22 Record 11-10 (4-7 Big 12)
 Head Coach Mike Carey
 21st Season at WVU 443-234
 34th Season Overall 731-336
 Scoring Leader E. Martinez, 10.7 ppg
 Rebounding Leader E. Martinez, 8.2 rpg
 Assists Leader M. Smith, 4.2 apg
 Steals Leader J. Quinerly, 1.8 spg
 Blocks Leader K. Niblack, 1.7 bpg

NO. 10/11 BAYLOR BEARS

Ranking (AP/Coaches) NR/NR
 2021-22 Record 18-5 (8-3 Big 12)
 Head Coach Nicki Collen
 1st Season at BU 18-5
 1st Season Overall 18-5
 Scoring Leader N. Smith, 20.9 ppg
 Rebounding Leader N. Smith, 11.2 rpg
 Assists Leader J. Lewis, 5.3 apg
 Steals Leader Andrews & Asberry, 1.3 spg
 Blocks Leader Q. Egbo, 1.7 bpg

LAST GAME STARTERS - FEB. 9 vs. KANSAS



MADISEN SMITH
G | 5-5 | Sr.



JJ QUINERLY
G | 5-6 | Fr.



JAYLA HEMINGWAY
G | 5-11 | Jr.



ESMERLY MARTINEZ
F | 6-2 | Jr.



KARI NIBLACK
F | 6-1 | Sr.

THE OPENING TIP

- West Virginia embarks on another two-game, Big 12 Conference road trip over the next five days, beginning on Saturday, Feb. 12, when the Mountaineers square off against No. 10/11 Baylor.
- Saturday's contest against the Bears is set for 6 p.m. ET, from the Ferrell Center in Waco, Texas.
- Saturday also marks the seventh time this season that West Virginia will square off against an opponent who is ranked inside the Associated Press Top-25 poll.
- West Virginia is seeking its fourth win in the series against Baylor. The Mountaineers last win against the Bears in Waco, came on March 2, 2014, by a score of 71-69.
- In the first meeting between the two teams this season, then-No. 11 BU defeated WVU, 87-54, on Jan. 29, inside the WVU Coliseum.
- Junior forward Esmerly Martinez tallied a team-high 13 points in the loss and also hauled in six rebounds to pace WVU on the glass.
- Last time out, West Virginia suffered a 65-47 loss to Kansas on Feb. 9, at the WVU Coliseum in Morgantown.
- Freshman guard JJ Quinerly led the Mountaineers' scoring attack with a career-best 22 points, which led all scorers. Of note, 15 of those tallies came in the third quarter.
- Over the last three games, Quinerly is leading WVU in total points (46), scoring average (15.3), 3-point field goal percentage (.571), field goals made (18) and steals (7).
- Additionally, she is one of four Mountaineers averaging double figures in scoring during that stretch - Madisen Smith (14.0), Kari Niblack (13.0) and Ari Gray (11.0)
- Niblack has served as WVU's leading rebounder over the last three contests, hauling in 22 in that span while averaging 7.3 boards per game.



19 POSTSEASON APPEARANCES // 4 CONFERENCE CHAMPIONSHIPS // 30 ALL-AMERICA HONORS // 10 WNBA PLAYERS

MEDIA INFORMATION

2021-22 QUICK FACTS

Location:	Morgantown, West Virginia
Enrollment:	29,933
Founded:	February 7, 1867
Nickname:	Mountaineers
Colors:	Old Gold (PMS 124) and Blue (PMS 295)
Conference:	Big 12
President:	E. Gordon Gee
Director of Athletics:	Shane Lyons
Arena:	WVU Coliseum (14,000)
Program Record:	829-604 (48th year)
2020-21 Record:	22-7 (13-5, T-2nd in Big 12)
2019-20 Postseason:	NCAA Tournament - Second Round
NCAA Appearances:	13 (Last in 2021)
WNIT Appearances:	6 (Last in 2019)
Starters R/L:	4/1
Newcomers:	7
Letterwinners R/L:	8/2
Head Coach:	Mike Carey (Salem '80)
Record at WVU:	443-234 (21st season)
Overall Record:	731-336 (34th season)
Associate HC:	Bett Shelby
Assistant Coaches:	Craig Carey, Nitra Perry
Dir. of Ops./Ast. to HC:	Meghan Bielich
Video Coordinator:	Joey White
Ops. and Creative:	Genevieve Rogers

RADIO COVERAGE

The Mountaineer Sports Network from Learfield IMG College will air every women's basketball game on radio stations throughout West Virginia and on WVUsports.com with Dan Zangrilli on the call. Fans can also listen to the network on WVUsports.com, the WVU Gameday app or by using the TuneIn Radio app (most broadcasts).

Morgantown, WZST-FM, 100.9*
 Morgantown, WBKE-FM, 98.3^
 Fairmont, WBKE-AM, 1490^
 Charleston, WJYP-AM, 1300
 Charleston, WMON-AM, 1340
 Clarksburg, WPDJ-AM, 104.9
 Clarksburg, WPDJ-AM, 750
 Fisher, WELD-FM, 101.7
 Fisher, WELD-AM, 690
 Hinton, WMTD-FM, 102.3
 Moundsville, WVLY-FM, 97.7
 Moundsville, WVLY-AM, 1370
 New Martinsville, WETZ-FM, 93.1
 New Martinsville, WETZ-AM, 1330
 Parkersburg, WLYQ-FM, 94.7
 Parkersburg, WLYQ-AM, 1050
 Richwood, WVAR-AM 600
 Summersville, WVAR-FM, 92.5
 Sutton, WSGB-FM 96.5
 Sutton, WSGB-AM, 1490
 Wheeling, WKXX-FM, 98.1
 Wheeling, WKXX-AM, 1600

* Denotes flagship station

^ Ais games in direct conflict with men's basketball programming

2021-22 WEST VIRGINIA WOMEN'S BASKETBALL TEAM

ALPHABETICAL ROSTER

No.	Name	Pos.	Ht.	Class	Hometown/Previous Team
23	Isis Beh	F	6-3	R-So.	Murray, Utah/Salt Lake City CC
33	JeAnna Cunningham	C	6-4	So.	Brentwood, N.Y./St. Francis Prep
3	Kirsten "KK" Deans	G	5-8	Jr.	Greensboro, N.C./Connections Academy
22	Blessing Ejirofor	C	6-5	5th Yr.	Ebonyi, Nigeria/Chipola CC
21	A'riana "Ari" Gray	F	6-0	5th Yr.	Cleveland, Ohio/Xavier
00	Jayla Hemingway	G	5-11	Jr.	Collierville, Tenn./Mississippi State
13	Messiah Hunter	F	6-2	Fr.	Hopewell, Va./TPLS Christian Academy
12	Esmery Martinez	F	6-2	Jr.	Hato Mayor Del Ray, Dominican Republic/Hamilton Heights Christian Academy (TN)
20	Yemiyah Morris	C	6-6	5th Yr.	San Bernardino, Calif./Mississippi State
14	Kari Niblack	F	6-1	Sr.	Leesburg, Fla./Wildwood HS
11	Ja'Naiya "JJ" Quinerly	G	5-8	Fr.	Norfolk, Va./Lake Taylor HS
2	Wynter Rogers	G	5-11	Fr.	Little Rock, Ark./Little Rock Christian Academy
24	Savannah Samuel	G	6-1	So.	Woodstock, Ga./Oregon State
30	Madisen Smith	G	5-5	Sr.	Greenville, S.C./Greenville Senior HS

NUMERICAL ROSTER

No.	Name	Pos.	Ht.	Class	Hometown/Previous Team
00	Jayla Hemingway	G	5-11	Jr.	Collierville, Tenn./Mississippi State
2	Wynter Rogers	G	5-11	Fr.	Little Rock, Ark./Little Rock Christian Academy
3	Kirsten "KK" Deans	G	5-8	Jr.	Greensboro, N.C./Connections Academy
11	Ja'Naiya "JJ" Quinerly	G	5-8	Fr.	Norfolk, Va./Lake Taylor HS
12	Esmery Martinez	F	6-2	Jr.	Hato Mayor Del Ray, Dominican Republic/Hamilton Heights Christian Academy (TN)
13	Messiah Hunter	F	6-2	Fr.	Hopewell, Va./TPLS Christian Academy
14	Kari Niblack	F	6-1	Sr.	Leesburg, Fla./Wildwood HS
20	Yemiyah Morris	C	6-6	5th Yr.	San Bernardino, Calif./Mississippi State
21	A'riana "Ari" Gray	F	6-0	5th Yr.	Cleveland, Ohio/Xavier
22	Blessing Ejirofor	C	6-5	5th Yr.	Ebonyi, Nigeria/Chipola CC
23	Isis Beh	F	6-3	R-So.	Murray, Utah/Salt Lake City CC
24	Savannah Samuel	G	6-1	So.	Woodstock, Ga./Oregon State
30	Madisen Smith	G	5-5	Sr.	Greenville, S.C./Greenville Senior HS
33	JeAnna Cunningham	C	6-4	So.	Brentwood, N.Y./St. Francis Prep

COACHING STAFF

Head Coach.....	Mike Carey (21st season)
Associate Head Coach	Bett Shelby (3rd season)
Assistant Coach	Craig Carey (3rd season)
Assistant Coach	Nitra Perry (2nd season)
Sport Administrator.....	Matt Wells
Director of Basketball Operations/Assistant to the Head Coach.....	Meghan Bielich
Video Coordinator.....	Joey White
Creative Content and Operations.....	Genevieve Rogers
Strength Coach	Zack Allen
Athletic Trainer.....	Dillon Byrum















ATHLETICS COMMUNICATIONS

Sports Information Director:	Tanner Cain
E-Mail:	tanner.cain@mail.wvu.edu
Office Phone:	304-293-2821
Cell Phone:	304-290-7145

Parking is free and open to the public in the Coliseum parking lot. The working press area is located on the east side of the main floor at concourse level (22 rows from the playing floor). Press should enter through the Gold Gate with their credentials. West Virginia grants broadcast rights to the official radio outlet of the visiting team on reciprocal basis. The WVU Coliseum also supports wireless internet access. Please see women's basketball contact Tanner Cain for login and password information. Complete statistics are provided to all working media at halftime and postgame. Requested team members and Coach Carey will be available for interviews in the Coliseum team theater, located on the event level, following games.



WVU WOMEN'S BASKETBALL CHEAT SHEET

00	 JAYLA HEMINGWAY Height/Position5-11/Guard Class Junior Hometown Collierville, Tennessee Prev. School/High SchoolMississippi State (Houston HS)	<ul style="list-style-type: none"> Second-year player from Mississippi State; transferred in summer 2020 One of four returning starters from a season ago West Virginia's primary starter at the 3 Has played in 44 games at WVU, with 29 starts 	<ul style="list-style-type: none"> First player in WVU women's basketball history to wear #00 Tallied a career-best 16 points at Oklahoma Is averaging 7.8 points per game over the last five games Has 4+ rebounds in three of the last four contests 	CAREER HIGHS PTS.....16 at Oklahoma (2/5/22) REB.....6, last vs. Baylor (1/29/22) AST.....4 vs. Kennesaw St. (11/19/21) STL.....3 vs. Radford (11/21/21) BLK.....1, last vs. Michigan State (12/21/21)
2	 WYNTER ROGERS Height/Position5-11/Guard Class Freshman Hometown Little Rock, Arkansas Prev. School/High SchoolLittle Rock Christian Acad.	<ul style="list-style-type: none"> Has yet to play this season Saw action in the exhibition game vs. WVU Tech (11 min, 2 pts, 2 rebs, 2 stls, 2 blks) Four-star prospect who played for Little Rock Christian Academy 	<ul style="list-style-type: none"> Also played for the Arkansas Mavericks and Tennessee Flight Three-time member of the USA Today Arkansas All-State Team 	CAREER HIGHS PTS.....N/A REB.....N/A AST.....N/A STL.....N/A BLK.....N/A
3	 KK DEANS Height/Position5-8/Guard Class Junior Hometown Greensboro, North Carolina Prev. School/High SchoolConnections Acad.	<ul style="list-style-type: none"> 2021-22 Team Captain Will miss remainder of season w/ a knee injury West Virginia's primary starter at the 2 Has played in 74 games at WVU, with 46 starts West Virginia's leading scorer in 10 games in 2021-22 	<ul style="list-style-type: none"> Has a trio of 20-point games this year Also has tallied 10+ points in 15 games this year, including 11 games of 15+ points Only current Mountaineer w/ 10+ assists in a game Has tallied multiple steals in seven games this year 	CAREER HIGHS PTS.....30 at Texas (2/6/21) REB.....9 at Kansas (1/8/20) AST.....10 vs. Michigan State (12/21/21) STL.....7 vs. St. Francis-PA (11/16/21) BLK.....2, last at Texas (2/6/21)
11	 JJ QUINERLY Height/Position5-8/Guard Class Freshman Hometown Norfolk, Virginia Prev. School/High SchoolLake Taylor HS	<ul style="list-style-type: none"> One of three freshmen for WVU Has seen action in all 21 games; made her first career start at TCU and has started the last three games Tallied a career-best 22 points vs. Kansas Has tallied 10+ points in five Big 12 games this year 	<ul style="list-style-type: none"> Is averaging a team-best 15.3 points per game since joining the starting lineup Has tallied multiple steals in 13 of 21 games in 2021 Has notched five steals in two games this year Is shooting a team-best 56.3% over the last three games 	CAREER HIGHS PTS.....22 vs. Kansas (2/10/22) REB.....6 at TCU (2/2/22) AST.....5, last vs. TCU (1/25/22) STL.....5, last at TCU (2/2/22) BLK.....2, last vs. Oklahoma (1/19/22)
12	 ESMERLY MARTINEZ Height/Position6-2/Forward Class Junior Hometown Hato Mayor Del Ray, D.R. Prev. School/High SchoolHamilton Heights Christian Acad.	<ul style="list-style-type: none"> 2022 Women's Naismith Trophy Watch List 2022 Katrina McClain Award Watch List 2021-22 Preseason All-Big 12 Team (Unanimous) West Virginia's primary starter at the 4 Has played in 78 games at WVU, with 47 starts 	<ul style="list-style-type: none"> Has seven double-doubles this year; 22 in her career No. 7 in program history in double-doubles Has led WVU in rebounding 10 times this season Has tallied at least two steals in seven games this season Has tied her career high in assists twice this year (4) 	CAREER HIGHS PTS.....26 vs. Oklahoma (1/19/22) REB.....24 at Kansas (2/27/21) AST.....4, last vs. Kansas (2/10/22) STL.....5, last vs. Oklahoma (1/19/22) BLK.....3, last at Okla. State (1/22/22)
13	 MESSIAH HUNTER Height/Position6-2/Forward Class Freshman Hometown Hopewell, Virginia Prev. School/High SchoolTPLS Christian Acad.	<ul style="list-style-type: none"> Has yet to play this season Also did not see action in the exhibition vs. WVU Tech Four-star prospect who played for TPLS Christian Academy 	<ul style="list-style-type: none"> Also spent her first two seasons of high school at Hopewell High 2020 NACA First Team 	CAREER HIGHS PTS.....N/A REB.....N/A AST.....N/A STL.....N/A BLK.....N/A
14	 KARI NIBLACK Height/Position6-1/Forward Class Senior Hometown Leesburg, Florida Prev. School/High SchoolWildwood HS	<ul style="list-style-type: none"> 2021-22 Team Captain 2022 Katrina McClain Award Watch List 2021-22 Preseason All-Big 12 Honorable Mention West Virginia's primary starter at the 5 Has 1,033 points in her career Has played in a team-best 111 games at WVU, including 77 starts 	<ul style="list-style-type: none"> No. 4 in program history in blocked shots (181) Has tallied multiple blocks in nine games this season Also has 4+ blocks in four games in 2021-22 Has shot 50% or better in 12 games this year Tallied season highs in points (22) and rebounds (12) at Oklahoma for her first double-double of the year 	CAREER HIGHS PTS.....23 vs. K-State (1/20/21) REB.....16 vs. Villanova (3/24/19) AST.....6 vs. Syracuse (12/22/19) STL.....3, last vs. K-State (3/13/21) BLK.....7, last at Kansas (1/8/20)
20	 YEMIYAH MORRIS Height/Position6-6/Center Class Fifth Year Hometown San Bernardino, California Prev. School/High SchoolMississippi State (Canyon Springs HS)	<ul style="list-style-type: none"> Fifth-year senior from Mississippi State; transferred in summer 2021 Has played in 17 games this season and has started four contests for WVU Missed three games due to injury 	<ul style="list-style-type: none"> Is averaging 8.5 minutes per game this year West Virginia's first player off the bench in one of 21 games this season Has 10+ points in two games this season Has multiple blocks in six games this year 	CAREER HIGHS PTS.....14 at Iowa State (1/12/22) REB.....6, last at Iowa State (1/12/22) AST.....1, last at Iowa State (1/12/22) STL.....1, last at Iowa State (1/12/22) BLK.....5 at Iowa State (1/12/22)
21	 ARI GRAY Height/Position6-0/Forward Class Fifth Year Hometown Cleveland, Ohio Prev. School/High SchoolXavier (Maple Heights HS)	<ul style="list-style-type: none"> Fifth-year senior from Xavier; transferred in summer 2021 Scored 1,155 points for the Musketeers; has 1,287 in her NCAA career Has seen action in 19 games this season, with one start Is averaging 11.0 points per game over the last three contests Also is shooting 46.7% from the floor during that span 	<ul style="list-style-type: none"> Has been the first off the bench in three games this year Has tallied at least one steal in 10 of her last 13 games (WVU-best 3 steals at OSU and at OU) Tallied a WVU-high 25 points at Oklahoma (was 11-23 from the field) Has shot at least 40% overall in six of her last seven games Has multiple rebounds in five consecutive games 	CAREER HIGHS PTS.....25 at Oklahoma (2/5/22) REB.....11 at Iowa State (1/12/22) AST.....2, last vs. Kansas State (1/8/22) STL.....3, last at Oklahoma (2/5/22) BLK.....1, last at Iowa State (1/12/22)
22	 BLESSING EJIOFOR Height/Position6-5/Center Class Fifth Year Hometown Ebonyi, Nigeria Prev. School/High SchoolChipola CC (Paterson Eastside HS)	<ul style="list-style-type: none"> Fifth-year senior who is in her third year with the Mountaineers West Virginia's first player off the bench in seven of 21 games this season (has four starts in 2021-22) Has played in 76 career games at WVU, with 25 starts 	<ul style="list-style-type: none"> Has led the Mountaineers in rebounding 13 times in her career, including five times this season Has reeled in multiple rebounds in 17 of her last 18 Played a season-high 21:38 vs. Baylor (1/29) Has notched at least one steal in five of her last six 	CAREER HIGHS PTS.....8, last at Baylor (3/8/21) REB.....12, last vs. Michigan State (12/21/21) AST.....3 at Texas (2/6/21) STL.....3, last at K-State (3/3/21) BLK.....3 at Texas Tech (1/27/21)
23	 ISIS BEH Height/Position6-3/Forward Class Redshirt Sophomore Hometown Murray, Utah Prev. School/High SchoolSalt Lake City CC (Murray HS)	<ul style="list-style-type: none"> Has yet to play this season Saw action in the exhibition game vs. WVU Tech (5 minutes, 1 assist) Transferred from Salt Lake City Community College in summer 2021 	<ul style="list-style-type: none"> SLCC's 2020-21 season was postponed to the spring semester due to COVID-19 Spent her first season of college at UNLV, where she was named to the 2020 Mountain West Conference All-Freshman Team 	CAREER HIGHS PTS.....N/A REB.....N/A AST.....N/A STL.....N/A BLK.....N/A
24	 SAVANNAH SAMUEL Height/Position6-1/Guard Class Sophomore Hometown Woodstock, Georgia Prev. School/High SchoolOregon State (St. Francis HS)	<ul style="list-style-type: none"> Transferred from Oregon State in summer 2021 Played in 19 games for OSU last season, including two appearances in the NCAA Tournament Has played in all 21 games for WVU Is averaging 15.1 minutes per game this season 	<ul style="list-style-type: none"> Has scored a career-best nine points twice this season Has played 20+ minutes in five games this year Has tallied at least one steal in nine games this season Has tallied at least three points in six of the last seven games Has tied her career high in blocks twice this year (2) 	CAREER HIGHS PTS.....9, last vs. Baylor (1/29/22) REB.....5 at Oklahoma (2/5/22) AST.....2, last vs. Michigan State (12/21/21) STL.....3 vs. St. Francis-PA (11/16/21) BLK.....2, last vs. Kansas (2/10/22)
30	 MADISEN SMITH Height/Position5-5/Guard Class Senior Hometown Greenville, South Carolina Prev. School/High SchoolGreenville Senior HS	<ul style="list-style-type: none"> 2021-22 Team Captain One of four returning starters for WVU Has played in 103 career games at West Virginia, including a team-best 98 starts Has served as the team's point guard since 2018-19 Has six double-figure games this season; 29 in her career 	<ul style="list-style-type: none"> Is averaging 14.3 points per game when eclipsing 10 points Also is averaging 14.0 points per game over the last three games Has netted 18 points in two of the last three contests Is averaging 4.0 assists per game over the last three games Has played in every minute in three of the last four games and is averaging 41.3 minutes per game during that stretch 	CAREER HIGHS PTS.....24 at Iowa State (2/9/19) REB.....7 vs. Kansas (2/10/21) AST.....9 vs. Baylor (1/29/22) STL.....5, last at Texas Tech (2/13/19) BLK.....1, last vs. Okla. State (1/16/21)
33	 JEANNA CUNNINGHAM Height/Position6-4/Center Class Sophomore Hometown Brentwood, New York Prev. School/High SchoolSt. Francis Prep	<ul style="list-style-type: none"> Has played in 12 career games at WVU Has seen action in three games this season Has tallied a block in each of those three contests Tallied a pair of blocks in nine minutes against SFU on Nov. 16 	<ul style="list-style-type: none"> Has hauled in a rebound in each of her last two games Made her WVU debut against Fresno State in 2021 Scored her first points against James Madison in 2021 	CAREER HIGHS PTS.....4 vs. James Madison (12/13/20) REB.....1, last at Iowa State (1/2/22) AST.....N/A STL.....N/A BLK.....2 vs. St. Francis-PA (11/16/21)



2021-22 WVU WOMEN'S BASKETBALL SEASON STORYLINES

Last Time Out...

- West Virginia is coming off a 65-47 loss to Kansas on Feb. 9, at the WVU Coliseum in Morgantown
- West Virginia was led by freshman guard JJ Quinerly, who scored a career-high 22 points in the loss to go along with five rebounds and two steals
- The Norfolk, Virginia, native accounted for 46.8% of WVU's total scoring in the game
- Of note, 15 of Quinerly's points came in the third quarter, when the Mountaineers scored 19
- Junior forward Esmerly Martinez hauled in a game-high 11 rebounds to pace WVU on the glass
- With the win, KU snapped a 13-game losing streak against WVU

WVU vs. the Big 12 Conference

- Since WVU joined the Big 12 in the 2012-13 season, the Mountaineers are 95-77 against the league in the regular season and are 10-7 in the conference tournament
- All-time, West Virginia is 112-89 against current members of the Big 12 Conference
- The Mountaineers are 7-4 against Big 12 opponents outside of league and conference tournament play
- All-time, West Virginia holds winning records over Iowa State (12-8), Kansas (16-5), Kansas State (15-7), Oklahoma State (13-10), TCU (18-5) and Texas Tech (15-5)

Scoring 70 or More

- Over the last two seasons, West Virginia has scored 70 points or more in 26 games and is averaging 82.5 points per game when eclipsing the 70-point plateau since 2020-21
- During that stretch, WVU also has scored 80 points or more in 12 games and is 11-1 in those contests
- The Mountaineers have scored 90 or more points three over the last two seasons
- This season, West Virginia has scored 70 points or better in nine games and is 6-3 in those contests
- WVU is 2-1 when scoring 80 or more this season
- Additionally, the Mountaineers are averaging 79.2 points per game when eclipsing 70-plus points in 2021-22
- West Virginia has scored 70 or more points four times since it opened the 2021-22 Big 12 campaign (72 at Iowa State, 76 vs. Oklahoma, 70 at TCU, 99 at Oklahoma)

Physical For 40 - Defense

- During Coach Mike Carey's 21 seasons at WVU, defense and playing physical for 40 minutes has always been the focal point of his teams
- Over the last four seasons, West Virginia has limited its opponents to 62.1 points per game and has held the opposition to 38.5% shooting from the field
- The Mountaineers have ranked inside the top five in the Big 12 in field-goal percentage defense the last three seasons
- WVU also has held its opponents to 30.7% from 3-point range during the last four years
- This year, the Mountaineers are holding their opponents to 139-of-374 (37.2%) from behind the arc
- WVU is currently holding its opponents to 65.3 points per game this season, ranking No. 7 in the Big 12
- Over the last three seasons, West Virginia has held its opponents to 69 points or less in 71 games, including 60 points or less in 47 games and 50 points or less in 22 games
- During that span, WVU's overall record in games where opponents score 69 points or less is 59-12
- Over the last four seasons, the Mountaineers are 16-9 when holding their opponents to 60-69 points, 43-3 when holding opponents to 60 or less and 22-1 when holding opponents to 50 or less

Forcing Turnovers

- West Virginia has forced 436 turnovers this season and is averaging 20.76 turnovers forced per game this season, good for No. 2 in the Big 12 and No. 20 nationally
- WVU has forced 20 or more turnovers in 14 games this season, including 30 or more in two games
- West Virginia's pair of games with 32 or more forced turnovers this season are the most in a season in program history since 2010-11, when WVU also had two games of 32 or more turnovers forced
- WVU has forced 20 or more turnovers in six Big 12 games this season, including in three consecutive contests
- Additionally, the Mountaineers have forced at least 20 opponent turnovers in six of the last seven games
- WVU's record when forcing 20 or more turnovers in a game this season is 10-4

ASSOCIATED PRESS POLL (FEB. 7)

Rank	School	Record	Points
1	South Carolina(30)	21-1	750
2	Stanford	18-3	719
3	Louisville	21-2	679
4	Michigan	20-2	656
5	NC State	20-3	639
6	Arizona	17-3	583
7	Indiana	16-3	566
8	UConn	15-4	534
9	Iowa State	20-3	465
10	Baylor	17-5	462
11	Georgia Tech	18-4	445
12	Oklahoma	20-3	404
13	Tennessee	19-4	398
14	LSU	18-4	342
15	Maryland	17-6	337
16	Texas	15-6	269
17	Georgia	17-5	255
18	Notre Dame	18-5	240
19	Florida	17-6	166
20	BYU	19-2	161
21	Ohio State	16-4	147
22	Florida Gulf Coast	21-1	140
23	North Carolina	18-4	136
24	Oregon	14-7	99
25	Iowa	15-6	61

Others receiving votes: Kansas State 44, Ole Miss 24, Duke 14, Princeton 5, Dayton 3, Liberty 2, DePaul 2, Drexel 1, Virginia Tech 1, Nebraska 1

USA TODAY COACHES POLL (FEB. 8)

Rank	School	Record	Points
1	South Carolina (31)	21-1	799
2	Stanford (1)	18-3	763
3	Louisville	21-2	733
4	Michigan	20-2	693
5	NC State	21-3	675
6	Indiana	16-3	638
7	Arizona	17-3	600
8	UConn	15-4	574
9	Iowa State	20-3	538
10	Tennessee	19-4	447
11	Baylor	17-5	445
12	Maryland	17-6	416
13	LSU	19-4	395
14	Georgia	17-5	373
15	Oklahoma	20-3	349
16	Georgia Tech	18-5	318
17	Texas	15-6	284
18	BYU	19-2	235
19	Notre Dame	18-5	228
20	Florida Gulf Coast	21-1	209
21	Ohio State	17-4	200
22	North Carolina	18-4	148
23	Florida	17-6	80
24	Iowa	15-6	74
25	Oregon	15-7	41
	Ole Miss	18-5	41

Others receiving votes: Kansas State 21, Liberty 20, UCF 19, South Florida 10, Rhode Island 7, Stony Brook 6, Virginia Tech 6, Drexel 4, Nebraska 4, Dayton 3, Duke 2, Gonzaga 1, Utah 1



WVU SEASON LEADERS - TOTALS

Points	Name	Total	PPG
1	K. Deans	261	14.5
2	E. Martinez	214	10.7
3	J. Quinerly	159	7.6

Rebounds	Name	Total	RPG
1	E. Martinez	163	8.2
2	B. Ejiofor	86	4.3
3	K. Niblack	78	3.9

Assists	Name	Total	APG
1	M. Smith	89	4.2
2	K. Deans	66	3.7
3	J. Quinerly	44	2.2

Steals	Name	Total	SPG
1	J. Quinerly	38	1.8
2	K. Deans	29	1.6
3	E. Martinez	26	1.3

WVU vs. 2021-22 OPPONENTS

Opponent	Record	Last Time
Baylor	3-21	2022 (BU 87, WVU 54)
BYU	0-1	2022 (BYU 58, WVU 57)
Charlotte	1-1	2022 (WVU 65, CLT 54)
Florida State	0-1	1988 (FSU 68, WVU 58)
Iowa State	12-8	2022 (ISU 88, WVU 72)
James Madison	9-3	2022 (WVU 75, JMU 68)
Kansas	16-5	2022 (KU, 65, WVU 47)
Kansas State	15-7	2022 (KSU, 71 WVU 61)
Kennesaw State	2-0	2022 (WVU 78, KSU 58)
Kentucky	1-3	2022 (UK 83, WVU 60)
Michigan State	2-0	2022 (WVU 74, MSU 54)
Oklahoma	10-14	2022 (OU 101, WVU 99)
Oklahoma State	13-10	2022 (WVU 61, OSU 57)
Purdue	1-1	2022 (WVU 65, PUR 57)
Radford	4-0	2022 (WVU 83, RAD 31)
St. Francis (Pa.)	7-0	2022 (WVU 86, SFU 33)
South Florida	7-2	2022 (USF 77, WVU 55)
TCU	18-5	2022 (WVU 70, TCU 62)
Texas	10-14	2022 (UT 73, WVU 57)
Texas Tech	15-5	2022 (WVU 64, TTU 53)

Record vs. 2021-22 Opponents	145-101
Record vs. Big 12	112-89
Record vs. Non-Conference	34-12

2020-21 WVU WOMEN'S BASKETBALL SEASON STORYLINES

The Ni-Block Party

- During her Mountaineer career, Niblack has shown the opposition that shots around the rim are hard to come by if she has something to say about it
- Over the last four seasons, the 6-foot-1 forward has blocked 181 shots, the most by a Mountaineer in their career since Lanay Montgomery (2014-17, 330)
- Her 181 swats currently rank No. 4 in program history, and she has blocked at least 40 shots each year at WVU
- With four blocks at TCU on Feb. 2, 2022, Niblack passed Olivia Bradley (1982-85; 172) to claim the No. 4 spot all-time in the category
- She is 89 blocks shy of tying Asya Bussie (270, 2010-14) for third place on the all-time list
- Her season-high in blocks came in 2019-20, when she tallied 61
- Last year, Niblack finished the season with 47 swats
- In her 111 career games at West Virginia, Niblack has blocked multiple shots in a game 50 times, including three or more 28 times, four or more 12 times and five or more eight times
- Over the last three games, Niblack is averaging 3.7 blocks per game and has multiple swats in each contest
- Her 2021-22 season high in blocks came at Oklahoma State on Jan. 22, when she collected six swats
- She has blocked a career-best seven shots two times during her four seasons at WVU
- Of note, Niblack (6-1) is the shortest player among the top-five shot blockers in program history

The 1,000-Point Club

- Senior Kari Niblack scored eight points at TCU to eclipse 1,000 points in her Mountaineer career
- Niblack now has 1,033 points in her career and is the 38th 1,000-point scorer in program history
- Senior guard Madisen Smith has 766 points during her time in Morgantown, needing 234 to hit the tally
- Additionally, fifth-year senior forward Ari Gray, who tallied 1,155 points in her four years at Xavier, has 1,287 tallies to her name and needs 213 points to get to 1,500 in her NCAA career

Bench Scoring

- In 21 games this season, the Mountaineers' bench has scored 30 or more points in seven games and is averaging 23.5 points per contest
- WVU has produced at least 13 bench points in 20 of the team's 21 games this season
- Against Saint Francis, WVU's reserves scored 33 of the team's 86 points (38.4%)
- West Virginia's bench also scored 33 points against Kennesaw State
- Against Radford, WVU's reserves tallied a season-best 43 points off the bench and accounted for (51.8%) of the Mountaineers' scoring in the game
- West Virginia's bench scored 36 of the team's 74 points vs. Michigan State on Dec. 21
- The Mountaineer reserves have scored 21 points or more eight times since the start of Big 12 play this season: 25 (TTU), 30 (at UT), 21 (OU), 22 (at OSU), 28 (TCU), 29 (BU), 21 (at TCU) and 35 (at OU)

Martinez and the Double-Double

- Junior forward Esmery Martinez is averaging 10.7 points and 8.2 rebounds per game this season. For her career, she is averaging 9.8 points and 8.9 rebounds per contest
- This season, Martinez has notched seven double-doubles for WVU, which gives her 22 in her Mountaineer career - ranking No. 7 in program history
- Additionally, the junior forward has led WVU in rebounding 48 times in her career, including 12 times this season
- She has led WVU in scoring 11 times throughout her career, including six games this season
- When Martinez nets a double-double, she is averaging 15.8 points and 16.7 rebounds per game
- In her career, the junior forward has 13 double-doubles of 15-plus points and 10-plus rebounds
- She also has four double-doubles of 20-plus points and 10-plus rebounds in three seasons



THE MATCHUP - BAYLOR // RECORD WHEN...

SEASON STORYLINES (CONT.)

Tonight's Matchup

- West Virginia is seeking its fourth win in the series against Baylor
- BU leads the all-time series, 21-3, including 9-1 when the two teams play in Waco
- The Mountaineers' last win against the Bears in Waco came on March 2, 2014, by a score of 71-69
- In the first meeting between the two teams this season, then-No. 11 BU defeated WVU, 87-54, on Jan. 29, inside the WVU Coliseum
- Junior forward Esmerly Martinez tallied a team-high 13 points in the loss and also hauled in six rebounds to pace WVU on the glass
- Of note, Baylor guard Jordan Lewis tallied a 10-point, 10-rebound, 11-assist triple double in the game
- It was the first time an opponent tallied a triple double of at least 10 points, 10 rebounds and 10 assists since Jan. 17, 2001, at Rutgers (Tasha Pointer - 10 pts, 10 rebs, 10 asts)

Scouting Baylor

- Baylor has won eight of its last nine contests dating back to Jan. 16, when it defeated Kansas, 82-79, at Allen Fieldhouse in Lawrence, Kansas
- Additionally, BU enters Saturday's contest on a three-game win streak
- Last time out, the Bears defeated Kansas State, 95-50, on Feb. 9, in Waco
- Senior guard Jordan Lewis led the BU scoring attack with 24 points, good for her third performance of 20 points or more this season
- Senior center Queen Egbo paced Baylor on the boards by hauling in 16 rebounds
- The Bears' 95 points against the Wildcats were a season high for the team
- Additionally, of Baylor's 35 made field goals in the game, 30 were credited with an assist
- BU continues to be led by senior forward NaLyssa Smith, who is averaging team bests in points (20.9) and rebounds (11.2) per game
- Smith is one of four Bears averaging 10 or more points per contest this season

SERIES HISTORY // BAYLOR

Date	Score	Winner	Location
Jan. 29, 2022	87-54	BU	Morgantown, W.Va.
March 14, 2021	76-50	BU	Kansas City, Mo.
March 8, 2021	96-73	BU	Waco, Texas
Dec. 10, 2020	65-45	BU	Morgantown, W.Va.
Feb. 24, 2020	64-39	BU	Morgantown, W.Va.
Jan. 18, 2020	91-51	BU	Waco, Texas
March 4, 2019	63-57	BU	Morgantown, W.Va.
Jan. 20, 2019	79-47	BU	Waco, Texas
Feb. 26, 2018	80-54	BU	Waco, Texas
Jan. 28, 2018	83-72	BU	Morgantown, W.Va.
March 6, 2017	77-66	WVU	Oklahoma City, Okla.
Jan. 21, 2017	79-73	BU	Waco, Texas
Jan. 4, 2017	91-56	BU	Morgantown, W.Va.
Jan. 30, 2016	71-61	BU	Morgantown, W.Va.
Jan. 12, 2016	69-64	BU	Waco, Texas
Feb. 15, 2015	79-51	BU	Waco, Texas
Jan. 10, 2015	66-62	BU	Morgantown, W.Va.
March 10, 2014	74-71	BU	Oklahoma City, Okla.
March 2, 2014	71-69	WVU	Waco, Texas
Jan. 8, 2014	78-62	BU	Morgantown, W.Va.
March 2, 2013	80-49	BU	Morgantown, W.Va.
Jan. 19, 2013	76-58	BU	Waco, Texas
March 22, 2011	82-68	BU	Waco, Texas
Dec. 7, 1984	73-67	WVU	Oxford, Miss.

WVU vs. BU	3-21
In Morgantown, W.Va.	Baylor leads 10-0
In Waco, Texas	Baylor leads 9-1
At a Neutral Site	Series tied 2-2
Mike Carey vs. BU	2-21
Mike Carey vs. Nicki Collen	0-1
Nicki Collen vs. WVU	1-0

STATISTICAL COMPARISON (21-22)

Statistic	WVU	BU
Total Points	1425	1764
Points Per Game	67.9	76.7
Scoring Margin	+2.5	+16.2
FG Made-Attempted	530-1282	632-1384
FG Percentage	.413	.457
3FG Made-Attempted	94-319	161-450
3FG Percentage	.295	.358
3FG Per Game	4.5	7.0
FT Made-Attempted	271-370	339-459
FT Percentage	.732	.739
FT Per Game	12.9	14.7
Rebounds	762	899
Rebounds Per Game	36.3	39.1
Rebounding Margin	+0.6	+6.1
Assists	311	396
Assists Per Game	14.8	17.2
Turnovers	372	312
Turnovers Per Game	17.7	13.6
Turnover Margin	+3.0	+2.5
Assist/Turnover Ratio	0.8	1.3
Steals	186	159
Steals Per Game	8.9	6.9
Blocks	98	87
Blocks Per Game	4.7	3.8

RECORD WHEN WEST VIRGINIA...

Plays a Home Game:	6-4
Plays a Road Game:	3-4
Plays at a Neutral Site:	2-2
Plays a Big 12 Game:	4-7
Plays Non-Conference Game:	7-3
Plays on Monday:	0-1
Plays on Tuesday:	4-0
Plays on Wednesday:	2-3
Plays on Thursday:	1-0
Plays on Friday:	1-0
Plays on Saturday:	1-5
Plays on Sunday:	2-1

Wears Gold Uniforms:	2-3
Wears Blue Uniforms:	3-4
Wears White Uniforms:	5-3
Wears Gray Uniforms:	1-0

Wins the Tipoff:	8-3
Does Not Win the Tipoff:	3-7
Is Ahead at Halftime:	10-4
Is Behind at Halftime:	1-6
Is Tied at Halftime:	0-0

Plays an Overtime Game:	1-0
Leads by 10 or More Points:	10-2
Trails by 10 or More Points:	0-8
Leads Entering the Final Minute:	11-0
Trails Entering the Final Minute:	0-10
Is Tied Entering the Final Minute:	0-0

50% or Better From the Field:	1-1
Less than 50% From the Field:	10-9
Allows Opp. to Shoot 50% +:	0-3
Holds Opp. to Less Than 50%:	11-7
Shoots Higher Than Opponent:	9-3
Shoots Lower Than Opponent:	2-7
Shoots the Same as Opponent:	0-0

Outrebounds the Opponent:	7-3
Is Outrebounded by the Opponent:	4-6
Has the Same Number of Rebs.:	0-1

Outscores the Opponent's Bench:	8-5
Is Outscored by the Opponent's Bench:	3-4
Same Number of Bench Points:	0-1

Makes More FTs than the Opponent:	7-3
Makes Less FTs than the Opponent:	4-6
Makes Same Number of FTs:	0-1

Commits More Fouls than Opponent:	5-6
Commits Less Fouls than Opponent:	5-3
Commits Same Number of Fouls:	1-1

Has More Turnovers than Opponent:	2-3
Has Less Turnovers Than Opponent:	9-4
Has the Same Number of Turnovers:	0-3

Scores 60 points or Less:	0-5
Scores 60-69 points:	5-2
Scores 70-79 points:	4-2
Scores 80 points or More:	2-1
Holds Opponent to 60 points or Less:	9-1
Allows 60-69 points:	2-1
Allows 70-79 points:	0-3
Allows 80 points or More:	0-5

Win-Loss Margin

Margin:	1	2-5	6-10	11-20	21-30	31+
Record:	0-1	1-1	3-1	5-4	0-2	2-1





Date of Birth: July 4
Hometown: Clarksburg, W.Va.
Alma Mater: Salem, 1980

Coaching Career

West Virginia (WBB Head Coach) 2001-Present
 Salem (MBB Head Coach) 1988-2001
 Salem (MBB Asst. Coach) 1987-88
 Liberty HS (Boys' & Girls' Head Coach) 1980-87

Playing Career

Four-year letterman at Salem 1977-80
 WVIAC Scoring Champion 1978
 Salem MVP 1979
 WVIAC All-Tournament Team 1979
2,000-point scorer for Salem

Carey's Career Records

Career Record: 731-336 (34 seasons)
 NCAA DI Career Record: 443-234 (21 seasons)
 WVU Record: 443-234 (21 seasons)
 Salem Record: 288-102 (13 seasons)
 Big 12 Regular Season: 95-78 (10 seasons)
 Big 12 Tournament: 10-7 (Nine appearances)
 NCAA Tournament Record: 9-11 (11 appearances)
 WNIT Record: 12-4 (Six appearances)

Career Accolades

Big East Coach of the Year 2003-04
 2009-10
Big 12 Coach of the Year 2013-14

- Winningest Coach in WVU WBB history
- 2017 Big 12 Conference Tournament Champions
- 2014 Big 12 Regular Season Champions
- Three Conference Championship Game Appearances



HEAD COACH MIKE CAREY | 21ST SEASON

- One of 10 semifinalists for the Naismith Women's Basketball Coach of the Year in 2021
- Captured his 700th career victory against LSU on Nov. 28, 2020
- Won his 400th career game at WVU on Dec. 15, 2019, against Norfolk State
- In 2017, guided West Virginia to its first conference tournament title since 1989 and first since joining the Big 12 with wins over No. 3-seed Oklahoma, No. 2-seed Texas and No. 1-seed/No. 2-ranked Baylor
- WVU led the nation in 2016 with 6.5 blocks per game
- Recorded his 600th career win with a 72-35 victory over Kansas on Jan. 16, 2016
- Became the program's all-time wins leader after recording his 302nd career victory vs. Morehead State on Dec. 2, 2015, surpassing Kittie Blakemore (301)
- Set a single-season record with 19 home wins in 2014-15 season
- Registered a postseason record with five postseason victories in the 2015 Postseason WNIT
- Defeated No. 6/5 Baylor, 71-69, on March 2, 2014, snapping Baylor's 35-game Big 12 win streak on its home court en route to a share of the 2014 Big 12 conference regular-season title in only second year in the league
- Has recorded 45 victories over top-25 opponents, including four over top-15 opponents in the 2014 season, a program first
- A school record 30 wins in 2013-14
- Set a new women's basketball attendance record at the WVU Coliseum with 13,447 fans in attendance against No. 1 Baylor on March 2, 2013
- Recorded its biggest upset, defeating second-ranked Notre Dame, 65-63, on Feb. 21, 2012 at Purcell Pavilion in front of a sellout crowd on national television. It was the highest-ranked opponent WVU has defeated and first-ever win at Notre Dame
- Closed out the 2011-12 season with its field-goal percentage defense ranked No. 3 and scoring defense No. 6 nationally, remaining in the top-10 for the entire season
- Five consecutive NCAA tournament appearances for first time in program history (2010, 2011, 2012, 2013, 2014)
- Highest preseason ranking in the 2010-11 Associated Press and USA Today/ESPN Coaches' preseason polls at No. 11
- Ranking of No. 6 in Coaches' Poll and AP Poll in 2010-11 marked the highest in school history
- Recorded the best start to a season in school history (16-0 in 2010-11); matching the longest win streak in school history
- The 2010-11 team set a school record for total (49,648) and average (3,103) home attendance; ranking 35th of all NCAA Division I programs and recording the fifth-largest per game increase nationally from the previous season
- Best 28-game start in school history (25-3 in 2009-10)
- Two Big East Championship game appearances (2006 and 2010), a WVU first
- Went a perfect 17-0 at home in 2009-10
- Highest Big East regular-season finish (2nd) in school history with a 13-3 mark in 2009-10
- Four top four Big East finishes in six years (2006-2012)
- Preseason ranked for the first time in the AP (18) and USA Today/ESPN Coaches' (22) Polls (2007-08)
- Ten 21-win seasons in 11 years (2004, 2005, 2007, 2008, 2010, 2011, 2012, 2014, 2015, 2016), a school record

MIKE CAREY'S OVERALL COACHING RECORD

School	Season	Overall	Conference
Salem	1988-89	14-13	9-10 (9th)
Salem	1989-90	19-12	11-9 (7th)
Salem	1990-91	22-9	14-6 (4th)
Salem	1991-92	9-17	7-13 (11th)
Salem	1992-93	25-7	18-3 (1st)
Salem	1993-94	24-4	17-2 (1st)
Salem	1994-95	17-10	13-5 (2nd)
Salem	1995-96	20-9	12-7 (4th)
Salem	1996-97	28-3	19-0 (1st)
Salem	1997-98	28-3	18-1 (1st)
Salem	1998-99	28-4	18-1 (1st)
Salem	1999-00	28-4	16-3 (3rd)
Salem	2000-01	26-7	14-4 (3rd)
Overall	13 seasons	288-102 (.738)	

2 NAIA Appearances

5 NCAA Division II

5 WVIAC Championships

School	Season	Overall	Conference
WVU	2001-02	14-14	6-10 (10th)
WVU	2002-03	15-13	4-12 (T-11th)
WVU	2003-04	21-11	10-6 (6th)
WVU	2004-05	21-13	7-9 (T-6th)
WVU	2005-06	15-16	4-12 (12th)
WVU	2006-07	21-11	11-5 (4th)
WVU	2007-08	25-8	12-4 (3rd)
WVU	2008-09	18-15	5-11 (11th)
WVU	2009-10	29-6	13-3 (2nd)
WVU	2010-11	24-10	8-8 (10th)
WVU	2011-12	24-10	11-5 (T-4th)
WVU	2012-13	17-14	9-9 (T-5th)
WVU	2013-14	30-5	16-2 (T-1st)
WVU	2014-15	23-15	7-11 (T-7th)
WVU	2015-16	25-10	12-6 (3rd)
WVU	2016-17	24-11	8-10 (6th)
WVU	2017-18	25-12	8-10 (6th)
WVU	2018-19	22-11	7-11 (T-4th)
WVU	2019-20	17-12	7-11 (6th)
WVU	2020-21	22-7	13-5 (2nd)
WVU	2021-22	11-10	4-7
Overall	21 seasons	443-234 (.654)	



TEAM BESTS UNDER MIKE CAREY

TEAM

Points	114, at Robert Morris, 2002
Rebounds	62, 2x, last Morehead State, 2016
Offensive Rebounds	30, North Carolina Central, 2011
Defensive Rebounds	44, Niagara, 2018
Field Goal %	71.7%, (43/60) at Robert Morris, 2002
Free Throws Made	37 at Duquesne, 2013
Free Throws Attempted	43 at Duquesne, 2013
Free Throw %	94.4% (17-18), vs. Notre Dame, 2004
3-Point FGM	17, Oklahoma State, 2017
3-Point FGA	33, at Youngstown State, 2014
3-Point %	75.0% (6/8) vs. Drexel, 2017
Assists	32, Longwood, 2017
Steals	27, North Carolina Central, 2011
Blocks	17, vs. Cincinnati, 2011
Largest Margin of Victory	73, North Carolina Central, 2011
Fewest Points Allowed in a Game	21, Marshall, 2010
Fewest Points Allowed in a Big 12 Contest	30 vs. Kansas State, 2019

TOP-25 WINS UNDER MIKE CAREY

Jan. 9, 2021	(17) Texas	92-58
Dec. 21, 2019	vs. (19) Michigan State	63-57
Dec. 8, 2019	at (10) Mississippi State	71-65
Jan. 28, 2019	at (12) Texas	64-58
Jan. 13, 2019	(18) Iowa State	73-64
Dec. 3, 2017	at (18) Texas A&M	70-56
March 6, 2017	vs. (2) Baylor *	77-66
March 5, 2017	vs. (12) Texas *	62-59
March 4, 2017	vs. (19) Oklahoma *	82-58
Feb. 15, 2017	(24) Kansas State	66-59
Jan. 8, 2017	(20) Oklahoma	83-73
Feb. 27, 2016	(22) Oklahoma State	82-48
Feb. 17, 2016	(20) Oklahoma	63-55
March 1, 2015	(24) Texas	76-69
Feb. 1, 2015	(24) Oklahoma	78-69
Jan. 17, 2015	at (21) Oklahoma State	61-49
March 2, 2014	at (6) Baylor	71-69
Feb. 19, 2014	(12) Oklahoma State	77-45
Jan. 29, 2014	(23) Iowa State	67-56
Jan. 15, 2014	at (13) Iowa State	73-59
Jan. 4, 2014	at (11) Oklahoma State	71-67
Feb. 17, 2013	at (24) Iowa State	68-66
Feb. 3, 2013	(21) Oklahoma	82-63
Jan. 29, 2013	at (19) Oklahoma State	67-61
March 4, 2012	vs. (12) Georgetown #	39-32
Feb. 15, 2012	(12) Rutgers	60-50
Feb. 12, 2012	at (2) Notre Dame	65-63
Feb. 4, 2012	(14) Louisville	66-50
Nov. 25, 2011	vs. (25) UCLA	63-54
March 20, 2011	vs. (22) Houston @	79-73
Jan. 15, 2011	(25) Syracuse	70-61
Nov. 27, 2010	vs. (19) Iowa State	64-53
Nov. 25, 2010	vs. (21) TCU	62-49
Feb. 14, 2010	(13) Georgetown	55-46
Jan. 5, 2010	(22) Pitt	63-59
Feb. 7, 2009	at (5) Louisville	79-70
Feb. 13, 2008	(18) Pitt	56-35
Jan. 29, 2008	(4) Rutgers	63-54
Jan. 13, 2008	(14) Notre Dame	56-50
Feb. 26, 2007	at (20) Louisville	76-71
Jan. 9, 2007	at (24) DePaul	74-63
March 6, 2006	vs. (6) Rutgers #	56-40
Jan. 31, 2006	(11) DePaul	82-70
March 7, 2004	vs. (23) Villanova #	58-47
Feb. 10, 2004	(19) Virginia Tech	69-66

BOLD denotes a top-10 opponent

* - Big 12 Tournament game

- Big East Tournament game

@ - NCAA Tournament game

TOP-25 WINS BREAKDOWN

	Top 25	Top 15	Top 10	Top 5
Total Wins	45	18	7	4
Home	21	7	1	1
Away	13	7	4	2
Neutral	11	4	2	1

INDIVIDUAL

Points	38, Meg Bulger vs. Cleveland State, 2006
Rebounds	24, 2x, last by Esmerly Martinez at Kansas, 2021
Offensive Rebounds	10, Chakhia Cole at Providence, 2005
FGM	15, Meg Bulger vs. Cleveland State, 2006
FGA	31, by Bria Holmes at TCU, 2015
FG Percentage (min. 10)	100.0 (13-13), Olayinka Sanni vs. Kennsaw State, 2005
3-Point FGM	8, 5x, last by Taylor Palmer vs. Oklahoma, 2013
3-Point FGA	16, 4x, last by Taylor Palmer vs. Youngstown State, 2011
3-Point % (min. 8)	.889 (8-9), Takisha Granberry vs. NJIT, 2008
FTM	14, 2x, last by Teana Muldrow vs. St. John's, 2018
FTA	20, Britney Davis-White vs. Rutgers, 2006
FT % (min. 10)	100.0 (12-12) Yolanda Paige vs. St. John's, 2005
Assists	18, Yolanda Paige vs. Northwestern, 2005
Steals	9, Sarah Miles vs. Central Connecticut State, 2011
Blocks	9, Lanay Montgomery vs. Kansas State, 2015

COACHES MIKE CAREY HAS DEFEATED

Katie Abrahamson-Henderson	UAlbany
Lynn Agee	UNC Greensboro
Jane Albright (2)	Wichita State, Nevada
Fred Applin	Charleston Southern
Karen Aston (7)	Texas
Sharon Baldwin-Tener (2)	East Carolina
Carthney Banghart	Princeton
Karen Barefoot	Hawaii
John Barnes	Youngstown State
Kim Barnes-Arico (12)	St. John's
Jennifer Bednarek	UMBC
Laura Breeman	Maine
Agnus Berenato (11)	Pitt
Gary Blair	Texas A&M
Vanessa Blair (2)	Mount St. Mary's
Cindy Blodgett	Brown
Lisa Bluder	Iowa
Octavia Blue	Kennesaw State
Bob Boldon (3)	Youngstown State, Ohio
Joanne Boyle (2)	Virginia
Anthony Bozzella	Seton Hall
Mike Bradbury	New Mexico
Lynn Bria (2)	Ohio
Kenny Brooks (3)	James Madison, Virginia Tech
Derek Brown (7)	Coppin State
Doug Bruno (3)	DePaul
Todd Buchanan	Houston
Barbara Burgess	Delaware State
Mary Burke	Bryant
DeWayne Burroughs (4)	Coppin State
Dan Burt (4)	Elong, Duquesne
Jean Marie Burr	Brown
Sal Buscaglia (2)	Robert Morris
Tonya Cardoza	Temple
Kristin Canuso (2)	Longwood
Royce Chadwick (10)	Marshall
Keith Cieplik (4)	Syracuse
Pete Cinella (3)	Fairleigh Dickinson
Sherril Coale (9)	UCLA
Tom Collier (3)	Oklahoma
Beth Combs	Louisville
Carl Consuegra	Charlotte
Jim Crowley (3)	St. Bonaventure
Joe Curt (2)	Houston
Matt Daniel (4)	Marshall
June Daugherty	Washington State
Shirley Duncan (4)	Delaware State
Mickie DeMoss	Kentucky
Denise Dillon	Drexel
Anne Donovan (2)	Hall
Shirley Duncan	Longwood
Dan Durkin (6)	Duquesne
Dana Eikenberg (2)	UMKC
Jamelle Elliott (4)	Cincinnati
Ottis Epps	Evansville
Nikki Fargas	LSU
Edgar Farmer	Wofford
Kathy Fedorjaka (3)	Bucknell
Bill Fennelly (12)	Iowa State
Jose Fernandez (7)	USF
Don Flanagan	New Mexico
Joe Frager	Fairfield
Becky Francis (2)	Oakland
Marianna Freeman	Syracuse
Tom Garrick	Rhode Island
Tammy George (2)	USF
Katie Gearlds	Purdue
Krista Gerlich (3)	Texas Tech
Darrick Gubbs	North Florida
Burt Gorgis	Marist
Kurt Godlevsky	Baylor
Gail Goestenkors	Texas
Kelly Greenberg (2)	Boston
Ty Grace	Howard
Shimmy Gray-Miller (2)	Texas Tech
Cindy Griffin	St. Joe's
Allison Guth	Yale
J. Kelly Hall	Cincinnati
Joe Haigh	Saint Francis
Bunky Harkleroad	Sacramento State
Kellie Harper	Tennessee
DeLuna Hendrix	UNC Wilmington
Bonnie Herrickson (5)	High Point
Quentin Hillsman (6)	Virginia Tech, Kansas
Matt Insell (2)	Syracuse
Jim Jabir	Providence
MacHelle Joseph	Georgia Tech
Kelly Kennedy	Akron
Patrick Knapp (2)	Georgetown
Ferne Labati (2)	Miami, Fla.
Dania LaForce-Mann	Northeastern
Mike Lane	NJIT
Felisha Legette-Jack	Buffalo
Jim Lewis	Fordham
Jim Littlell (12)	Oklahoma State
Joe Logan	Loyola Maryland
Tamika Louis	Delaware State
Tooley Loy	High Point
Phyllis Mangina (4)	Seton Hall
Joe Mathews (2)	Towson
Trent May	Grand Canyon
Heather Macy	East Carolina
Suzie McConnell-Serie (5)	Duquesne
Melissa McFerrin (2)	American
Mike McGuire (2)	Radford
Kevin McGuff	Xavier
Muffet McGraw (3)	Notre Dame
Margaret McKeon	NJIT
Suzi Merchant (2)	Michigan State
Lynn Milligan	Rider
Territt Mitchell (4)	Marquette
Jeff Mittie (17)	Kansas State, TCU
Teri Moren	Indiana
Debra Mountain (2)	Santa Clara
Kim Mulkey (2)	Baylor
Tajama Abraham Ngognba	Radford
Sean O'Regan (3)	James Madison
Cathy O'Neil	Howard
Deb Patterson (4)	Kansas State
Chris Paul	IPFW
Raegan Pebley (11)	TCU
Harry Peretta (8)	Villanova
Kate Peterson	Cleveland State
Mike Peterson	Wake Forest
Jada Pierce	Niagara
Beryl Piper (2)	Central Connecticut State
Lauren Richman	Cincinnati
Jill Poe (2)	St. Francis, Pa.
Bill Reinson (2)	Longwood
Deanna Richardson	Mercyhurst
Diane Richardson	Towson
John Robinson (3)	North Carolina Central
Chrissy Roberts (4)	Eastern Kentucky
Tarrell Robinson	North Carolina A&T
Susan Robinson Fruchti (2)	St. Francis, Pa.
Lynn Roman (2)	Robert Morris
Cindy Russo (2)	FIU
Debbie Ryan	Virginia
Vic Schaefer (3)	Mississippi State, Texas
Brandon Schneider (12)	Kansas
Phil Seymore (6)	Providence
Charlotte Smith (4)	Elong
Dayna Smith (2)	Cornell
Pechone Stepps	St. John's
Marlene Stollings (4)	Texas Tech
Gail Striegler	Central Florida
Mary Tappmeyer	North Florida
Joe Tartamella	St. John's
Missy Tiber	North Alabama
Larry Tidwell	Lamar
Colby Tilley	Kennesaw State
Greg Todd (3)	Morehead State
Sue Trojan	Lehigh
Alaura Sharp	Presbyterian
David St.	Hampton
Phil Stern	UMBC
C. Vivian Stringer (6)	Rutgers
Jessica Vanco	Presbyterian
Sharon Versyp	Maine
Larry Vickers	Norfolk State
Darcie Vincent	Appalachian State
Jeff Walz (4)	Pitt
Canli Whitaker (6)	Texas Tech
Lance White	Pitt
Jaime White	Fresno State
Keila Whittington (3)	Saint Francis
Bryan Whitten (2)	Mount St. Mary's
Adrian Wiggins (2)	Fresno State
Briett Williams (3)	Wright State
Jeff Williams	La Salle
Terri Williams-Flournoy (6)	Georgetown, Auburn
Toyele Wilson	Prairie View A&M
Susan Yow (3)	Providence
Terry Zell	Canisius

(H) number of victories over opposing coach

THE LAST TIME // PRONUNCIATION GUIDE

LAST TIME...

PRONUNCIATION GUIDE

FIRST NAME PRONUNCIATION

JeAnna (Cunningham)	Gee-ah-na
KK (Deans)	Real name is "Kirsten"
Ari (Gray)	Real name is "A'riana"
Esmery (Martinez)	EHZ-mary
Yemiyah (Morris)	YUH-my-uh
Kari (Niblack)	CAR-ee
Nitra (Perry)	KNEE-tra

LAST NAME PRONUNCIATION

(Isis) Beh	Bay
(Blessing) Ejiofor	EDGE-oh-for
(Kari) Niblack	NYE-black

11.7

After tallying a career-high 22 points against Kansas, freshman guard JJ Quinerly is now averaging **11.7** points for WVU over the last nine games. During that stretch, she has scored in double figures five times.

31

With 11 rebounds vs. KU, junior forward Esmery Martinez has now hauled in 10 or more boards in a game **31** times during her Mountaineer career. She is averaging, 12.8 rebounds per game when reaching the mark.

5

Senior forward Kari Niblack tallied **five** blocked shots last time out against Kansas. She has now blocked three or more shots in four games this season, including five or more twice.

INDIVIDUAL

Scored 35 or more points:	35 by Tynice Martin, at Oklahoma, 2-7-17
Scored 30 or more points:	30 by Kirsten Deans, at Texas, 2-6-21
Scored 25 or more points:	25 by Ari Gray at Oklahoma, 2-5-22
Had 25 or more rebounds:	28 by Olivia Bradley vs. Temple, 1-26-85
Had 20 or more rebounds:	24 by Esmery Martinez at Kansas, 2-27-21
Had 15 or more rebounds:	18 by Esmery Martinez at Oklahoma State, 1-22-22
Had nine or more offensive rebounds:	9 by Esmery Martinez at Kansas, 2-27-21
Had 18 or more assists:	18 by Yolanda Paige vs. Northwestern, 11-22-04
Had 15 or more assists:	17 by Yolanda Paige vs. Longwood, 12-1-04
Had 10 or more assists:	10 by Kirsten Deans vs. Michigan State, 12-21-21
Had 10 or more steals:	11 by Maria Tchobanova vs. Pitt, 1-4-96
Had 10 or more blocks:	11 by Georgeann Wells vs. Massachusetts, 3-1-85
Had 5 or more blocks:	5 by Kari Niblack vs. Kansas, 2-9-22
Recorded at least 30 points and 15 rebounds:	32-16 by Lisa Szymczak at Youngstown State, 11-30-93
Recorded at least 30 points and 10 rebounds:	30-10 by Teana Muldrow vs. CCSU, 11-10-17
Recorded at least 20 points and 15 rebounds:	23-18 by Lanay Montgomery vs. Morehead State, 11-30-16
Recorded at least 20 points and 10 rebounds:	22-12 by Kari Niblack at Oklahoma, 2-5-22
Recorded at least 20 points and 15 assists:	22-15 by Rosemary Kosiorek vs. Duquesne, 2-24-92
Recorded at least 20 points and 10 assists:	20-11 by Yolanda Paige at Missouri State, 22-10
Recorded a triple double:	13 points, 13 rebounds, 10 assists by Naomi Davenport vs. Coppin State, 11-6-18
Recorded two consecutive double-doubles:	Esmery Martinez, 1-19-22 & 1-22-22
Recorded three consecutive double-doubles:	Esmery Martinez, 1-19-22 to 1-25-22
Recorded four consecutive double-doubles:	Esmery Martinez, 12-13-20 to 1-3-21
Recorded five consecutive double-doubles:	Esmery Martinez, 12-13-20 to 1-9-21
Recorded six or more consecutive double-doubles:	Esmery Martinez (7), 12-13-20 to 1-16-21
Recorded back-to-back 30-point games:	Tynice Martin, 2-7-17 & 2-11-17
Had five consecutive 20-point games:	Kysre Gondrezick, 1-20-21 to 2-6-21
Had four consecutive 20-point games:	Kysre Gondrezick, 1-20-21 to 2-3-21
Had three consecutive 20-point games:	Kysre Gondrezick, 1-20-21 to 1-30-21
Had two consecutive 20-point games:	Kirsten Deans, 12-1-21 to 12-7-21
Two players scored 20 points in a game:	K. Deans (30) & K. Gondrezick (20) at Texas, 2-6-21
Three players scored 20 points in a game:	N. Davenport (23), T. Martin (23) & K. Niblack (20) vs. Rider, 3-21-19
Two players recorded double-doubles in a game:	N. Davenport (23 pts, 15 rebs) & K. Niblack (20 pts, 13 rebs) vs. Rider, 3-21-19

TEAM

Scored 100 points:	101 vs. Coppin State, 12-10-17
Gave up 100 points:	101 at Oklahoma, 2-5-22
Won by 50 or more points:	52 vs. Radford, 11-21-21
Lost by 50 or more points:	63 vs. Connecticut, 2-20-01
Won by 40 or more points:	40 vs. Rider, 3-21-19
Lost by 40 or more points:	40 at Baylor, 1-18-20
Won by 30 or more points:	34 vs. Texas, 1-9-21
Lost by 30 or more points:	33 vs. Baylor, 1-29-22
Won by 20 or more points:	20 vs. Michigan State, 12-21-21
Lost by 20 or more points:	22 vs. South Florida, 12-20-21
Won after trailing by 10 or more points:	vs. K-State, won 65-56 after trailing by 12 with 4:36 remaining in the 4th quarter, 1-20-21
Won 10 or more consecutive games:	11, 12-21-20 to 2-10-20
Won 10 or more consecutive home games:	11, 2-11-17 to 12-21-17
Lost five or more consecutive games:	8, 2-4-06 to 2-28-06
Played before 5,000 or more people:	9,092 at Iowa State, 1-2-22
Played before 10,000 or more people:	10,663 vs. Coppin State, 11-21-19
West Virginia beat a Top-25 team at home:	WVU 92, No. 17 Texas 58, 1-9-21
West Virginia beat a Top-10 team at home:	No. 12 WVU 63, No. 4 Rutgers 54, 1-29-08
West Virginia beat a Top-25 team away from home:	WVU 63, No.19/23 Michigan State 57, 12-21-19
West Virginia beat a Top-10 team away from home:	WVU 71, No. 10/8 Mississippi State 65, 12-8-19
West Virginia was ranked in the AP Top 25:	22, 11-23-21
West Virginia was ranked in the AP Top 10:	9, 12-25-17
West Virginia was ranked in the Coaches' Poll Top 25:	23, 11-23-21
West Virginia was ranked in the Coaches' Poll Top 10:	9, 12-25-17
Played an overtime game:	West Virginia 75, at James Madison (OT), 12-12-21
Played a double-overtime game:	at Oklahoma 101, West Virginia 99, 2-5-22



QUARTER RECORDS // TEAM STREAKS

WVU QUARTER RECORDS

TEAM

Most Points.....	37, 1st quarter, vs. Niagara, 12-29-18
Fewest Points.....	3, overtime, vs. USC, 11-23-15
Most Rebounds.....	20, 3rd quarter, TCU, 2-22-17
Highest Field Goal %.....	78.6%, (11/14), 3rd quarter, Texas, 1-9-21
Lowest Field Goal %.....	7.7%, (1/13), 4th quarter, at Okalahoma, 2-7-17
Most Free Throws Made.....	13, 2x, last, 4th quarter, Texas Tech, 1-25-17
Most Free Throws Attempted.....	17, 4th quarter, Oklahoma, 2-17-16
Highest Free Throw% (min. 10).....	100.0% (10/10), 4th quarter, vs. Grand Canyon, 11-24-15
Most 3-Point FGM.....	7, 2nd quarter, Oklahoma State, 2-11-17
Most 3-Point FGA.....	11, 4x, last in 2nd quarter, vs. Baylor, 3-6-17
Highest 3-Point% (min. 10).....	70.0% (7/10), 2nd quarter, Oklahoma State, 2-11-17
Most Assists.....	11, 3x, 1st quarter vs. Niagara, 12-29-18
Most Blocks.....	5, 4x, last, 3rd quarter, Ole Miss, 12-4-16
Most Steals.....	8, 2x, last in 1st quarter vs. Saint Francis (Pa.), 11-16-21

INDIVIDUAL

Most Points.....	16 by Tynice Martin, 1st quarter, at Texas, 1-28-19
Rebounds.....	10 by Teana Muldrow, 4th quarter, Morehead State, 11-30-16
Highest Field Goal % (min. 5).....	100.0 %, (5/5), 4x, last by Esmery Matinez, 1st quarter, at Iowa State, 2-29-20
Most Free Throws Made.....	8 by Tynice Martin, 4th quarter, at Kansas, 1-18-17
Most Free Throws Attempted.....	10 by Tynice Martin, 4th quarter, at Kansas, 1-18-17
Highest Free Throw % (min. 5).....	100.0% (6/6), 3x, last by Tynice Martin, 4th quarter, Texas Tech, 2-15-20
Most 3-Point FGM.....	4, by Katrina Pardee, 4th quarter, at TCU, 12-28-17
Most 3-Point FGA.....	6, by Katrina Pardee, 4th quarter, at TCU, 12-28-17
Highest 3-Point % (min. 4).....	75.0% (3/4), 2x, last by Tynice Martin, at TCU, 1-26-20
Most Assists.....	6, 2x, last Katrina Pardee, 1st quarter, Longwood, 12-17-16
Most Blocks.....	4, 4x, last by Kari Niblack, 3rd quarter, at Okla. State, 2-8-20
Most Steals.....	4 by KK Deans, 1st quarter, Saint Fancis (Pa.), 11-16-21

OPPONENT QUARTER RECORDS

TEAM

Most Points.....	34, 4th quarter, at TCU, 1-24-16
Fewest Points.....	1, 1st quarter, TCU, 1-25-22
Most Rebounds.....	19, 4th quarter, at Ohio State, 3-20-16
Highest Field Goal %.....	80%, (8-10), 4th quarter, at Oklahoma State, 12-18-20
Lowest Field Goal %.....	.0% (0-9), 1st quarter, TCU, 1-25-22
Most Free Throws Made.....	13, 4th quarter, Baylor, 1-4-17
Most Free Throws Attempted.....	14, 2x, last, 4th quarter, Baylor, 1-4-17
Highest Free Throw %.....	100.0% (9/9), 4th quarter, at TCU, 1-24-16
Most 3-Point FGM.....	5, 5x, last, 2nd quarter, at Kentucky, 12-1-21
Most 3-Point FGA.....	11, 2x, last vs. James Madison, 4th quarter, 12-13-20
Highest 3-Point %.....	100.0% (4/4), 3rd quarter, at Baylor, 1-12-16
Most Assists.....	9, 3rd quarter, at Baylor, 1-21-17
Most Blocks.....	6, 3rd quarter, at Kentucky, 12-1-21
Most Steals.....	7, 4th quarter, Elon, 12-28-15

INDIVIDUAL

Most Points.....	17, Kelsey Mitchell, 3rd quarter, at Ohio State, 3-20-16
Rebounds.....	8, by Kalani Brown, 1st quarter, Baylor, 1-4-17
Highest Field Goal % (min. 5).....	100%, (6/6), by Brittany Brewer, 1st quarter, at Texas Tech, 3-4-20
Most Free Throws Made.....	8 by Ashley Joens, 4th quarter, at Iowa State, 2-29-20
Most Free Throws Attempted.....	8, 4x, last by Ashley Joens, 4th quarter, at Iowa State, 2-29-20
Highest Free Throw % (min. 5).....	100.0%, (8/8), by Ashley Joens, 4th quarter, at Iowa State, 2-29-20
Most 3-Point FGM.....	3, 9x, last by L. Keys, 4th quarter, at Oklahoma State, 12-18-20
Most 3-Point FGA.....	6, by AJ Alix, 3rd quarter, at TCU, 12-29-16
Highest 3-Point % (min. 4).....	75.0% (3/4), 2x, last by K. Ray, 1st quarter, at TCU, 1-26-20
Most Assists.....	5, 2x, last by Zahna Medley, 3rd quarter, TCU, 2-24-16
Most Blocks.....	4 by Dre'Una Edwards, 3rd quarter, at Kentucky, 12-1-21
Most Steals.....	3, 6x, last by P. McDaniel, 4th quarter, James Madison, 12-13-20

WVU TEAM STREAKS

Consecutive Games in Double Figures (3+ Games)

Player.....	Streak	Date Started
-------------	--------------	--------------------

Consecutive Games with a Made Field Goal (5+ Games)

Player.....	Streak	Date Started
Kirsten Deans.....	52	Feb. 15, 2020
Kari Niblack.....	26	March 8, 2021
Ja'Naiya Quinerly.....	9	Jan. 12, 2022
Madisen Smith.....	7	Jan. 19, 2022
Jayla Hemingway.....	5	Jan. 25, 2022

Consecutive Games with a Rebound (5+ Games)

Player.....	Streak	Date Started
Esmery Martinez.....	78	Nov. 7, 2019
Kari Niblack.....	15	Dec. 1, 2021
Ja'Naiya Quinerly.....	14	Dec. 12, 2021
Madisen Smith.....	9	Jan. 12, 2022
A'riana Gray.....	5	Jan. 22, 2022

Consecutive Games with an Assist (5+ Games)

Player.....	Streak	Date Started
Madisen Smith.....	21	Nov. 16, 2021
Esmery Martinez.....	5	Jan. 25, 2022

Consecutive Games Started

Player.....	Streak	Date Started
Jayla Hemingway.....	29	Feb. 27, 2021
Madisen Smith.....	21	Nov. 16, 2021
Kari Niblack.....	4	Jan. 29, 2022
Esmery Martinez.....	3	Feb. 2, 2022
JJ Quinerly.....	3	Feb. 2, 2022

Consecutive Free Throws Made (5+)

Player.....	Streak	Date Started
Kari Niblack.....	11	Jan. 29, 2022
Kirsten Deans.....	10	Jan. 12, 2022
Esmery Martinez.....	9	Jan. 19, 2022



MISCELLANEOUS TEAM STATS

20-Point Games

Player	Points	Opponent (Date)
Kirsten "KK" Deans	20	at Oklahoma State (1/22/22)
	20	Charlotte (12/7/21)
	20	at Kentucky (12/1/21)
	22	at Baylor (3/8/21)
	22	Oklahoma (2/13/21)
	20	at Oklahoma (1/3/21)
	21	Ohio (12/21/20)
A'riana "Ari" Gray	25	at Oklahoma (2/5/22)
Esmery Martinez	26	Oklahoma (1/19/22)
	21	vs. Michigan State (12/21/21)
	23	at Kansas State (3/3/21)
	21	TCU (2/20/21)
	23	at TCU (1/30/21)
Kari Niblack	22	at Oklahoma (2/5/22)
	23	Kansas State (1/20/21)
	21	vs. Michigan State (12/21/19)
	20	Rider (3/21/19)
Ja'Naiya "JJ" Quinerly	22	Kansas (2/9/22)
Madisen Smith	20	at Texas Tech (2/13/19)
	24	at Iowa State (2/9/2019)

30-Point Games

Player	Points	Opponent (Date)
Kirsten "KK" Deans	30	at Texas (2/6/21)

Double-Doubles

Player	Totals	Opponent (Date)
A'riana "Ari" Gray	14 pts, 10 reb.	at Iowa State (1/2/22)
Esmery Martinez	16 pts, 10 rebs	TCU (1/25/22)
	13 pts, 18 rebs	at Oklahoma State (1/22/22)
	26 pts, 10 rebs	Oklahoma (1/19/22)
	21 pts, 11 rebs	vs. Michigan State (12/21/21)
	14 pts, 10 rebs	at Kentucky (12/1/21)
	13 pts, 12 rebs	vs. Kennesaw State (11/19/21)
	16 pts, 11 rebs	vs. Lehigh (3/21/21)
	19 pts, 15 rebs	vs. Oklahoma State (3/13/21)
	23 pts, 12 rebs	at Kansas State (3/3/21)
	14 pts, 24 rebs	at Kansas (2/27/21)
	21 pts, 12 rebs	TCU (2/20/21)
	12 pts, 13 rebs	at Texas (2/6/21)
	12 pts, 10 rebs	Oklahoma State (1/16/21)
	18 pts, 15 rebs	Texas Tech (1/13/21)
	19 pts, 10 rebs	Texas (1/9/21)
	18 pts, 11 rebs	at Oklahoma (1/3/21)
	16 pts, 15 rebs	Ohio (12/21/20)
	16 pts, 10 rebs	at Oklahoma State (12/18/20)
	11 pts, 21 rebs	James Madison (12/13/20)
	17 pts, 22 rebs	North Alabama (12/3/20)
	14 pts, 15 rebs	vs. Fresno State (11/27/20)
Kari Niblack	22 pts, 12 rebs	at Oklahoma (2/5/22)
	15 pts, 14 rebs	at Iowa State (2/29/20)
	15 pts, 12 rebs	Texas Tech (2/15/20)
	16 pts, 10 rebs	at Oklahoma (2/5/20)
	14 pts, 10 rebs	vs. Norfolk State (12/15/19)
	12 pts, 11 rebs	at Mississippi State (12/8/19)
	13 pts, 16 rebs	Villanova (3/24/19)
	20 pts, 13 rebs	Rider (3/21/19)
	11 pts, 12 rebs	Oklahoma State (1/9/19)
	14 pts, 4 rebs	Niagara (2/29/18)
	18 pts, 12 rebs	Eastern Kentucky (12/15/18)

Double-Figure Assists

Player	Assists	Opponent (Date)
Kirsten "KK" Deans	10	vs. Michigan State (12/21/21)

3+ Steals

Player	Steals	Opponent (Date)
Kirsten "KK" Deans	3	TCU (1/25/22)
	3	Texas Tech (1/12/22)
	3	Saint Francis (Pa.) (11/16/21)
	3	vs. Lehigh (3/21/21)
	6	vs. Kansas State (3/12/21)
	3	at Oklahoma (1/3/21)
	5	Kansas (2/22/20)
Blessing Ejiofor	3	at Kansas State (3/3/21)
	3	at Kansas State (1/5/20)
A'riana "Ari" Gray	3	at Oklahoma (2/5/22)
	3	at Oklahoma State (1/22/22)
Jayla Hemingway	3	Radford (11/21/21)
Esmery Martinez	3	at Oklahoma (2/5/22)
	5	Oklahoma (1/19/22)
	3	vs. BYU (11/27/21)
	3	vs. Baylor (3/14/21)
	4	vs. Kansas State (3/12/21)
	3	at Kansas State (3/3/21)
	3	TCU (2/20/21)
	5	Kansas (2/10/21)
	4	Kansas State (1/20/21)
	3	Texas (1/9/21)
	3	at Oklahoma State (12/18/20)
	4	at Texas Tech (3/4/20)
	4	Cornell (12/31/19)
	3	vs. New Mexico (11/29/19)
	4	Coppin State (11/21/19)
	3	vs. Radford (11/17/19)
Kari Niblack	3	Kansas (2/9/22)
	3	vs. Kansas State (3/12/21)
	3	Texas Tech (2/15/20)
	3	TCU (2/16/19)
Ja'Naiya "JJ" Quinerly	5	at TCU (2/2/22)
	3	Oklahoma (1/19/22)
	3	Charlotte (12/7/21)
	5	Radford (11/21/21)
	4	Saint Francis (Pa.) (11/16/21)

Savannah Samuel	3	Saint Francis (Pa.) (11/16/21)
Madisen Smith	3	Kansas (2/9/22)
	3	Texas Tech (1/12/22)
	3	vs. BYU (11/27/21)
	4	at Texas Tech (1/27/21)
	3	Kansas State (1/20/21)
	4	Oklahoma (1/15/20)
	3	at Kansas (1/8/20)
	3	Villanova (3/24/19)
	3	at Kansas State (2/27/19)
	5	at Texas Tech (2/13/19)
	4	Texas Tech (1/23/19)
	5	Bryant (11/15/18)

Double-Figure Rebounds

Player	Rebounds	Opponent (Date)
Blessing Ejiofor	12	vs. Michigan State (12/21/21)
	11	at TCU (1/30/21)
	10	at Texas Tech (1/27/21)
	10	Iowa State (2/2/20)
	12	vs. Syracuse (12/22/19)
	11	at Mississippi State (12/8/19)

A'riana "Ari" Gray	11	at Iowa State (1/2/22)
--------------------	----	------------------------

Esmery Martinez	11	Kansas (2/9/22)
	10	TCU (1/25/22)
	18	at Oklahoma State (1/22/22)
	10	Oklahoma (1/19/22)
	11	vs. Michigan State (12/21/21)
	14	at James Madison (12/12/21)
	10	at Kentucky (12/1/21)
	12	vs. Kennesaw State (11/19/21)
	11	vs. Lehigh (3/21/21)
	11	vs. Baylor (3/14/21)
	15	vs. Oklahoma State (3/13/21)
	12	at Kansas State (3/3/21)
	24	at Kansas (2/27/21)
	10	at Iowa State (2/24/21)
	12	TCU (2/20/21)
	13	at Texas (2/6/21)
	10	Oklahoma State (1/16/21)
	15	Texas Tech (1/13/21)
	10	Texas (1/9/21)
	11	at Oklahoma (1/3/21)
	15	Ohio (12/21/20)
	10	at Oklahoma State (12/18/20)
	21	James Madison (12/13/20)
	12	Baylor (12/10/20)
	22	North Alabama (12/3/20)
	15	vs. Fresno State (11/27/20)
	16	at Texas Tech (3/4/20)
	10	Texas Tech (2/15/20)
	15	at Baylor (1/18/20)
	10	Oklahoma (1/15/20)
	11	Presbyterian (11/10/19)

Kari Niblack	12	at Oklahoma (2/5/22)
	11	vs. LSU (11/28/20)
	14	at Iowa State (2/29/20)
	12	Texas Tech (2/15/20)
	10	at Oklahoma (2/5/20)
	10	Oklahoma State (1/22/20)
	12	Texas (1/12/20)
	11	at Kansas (1/8/20)
	10	vs. Norfolk State (12/15/19)
	11	at Mississippi State (12/8/19)
	16	Villanova (3/24/19)
	13	Rider (3/21/19)
	12	at Oklahoma State (2/20/19)
	12	TCU (2/16/19)
	12	Oklahoma State (1/9/20)
	14	Niagara (12/29/18)
	12	Eastern Kentucky (12/15/18)

3+ Blocks

Player	Blocks	Opponent (Date)
Esmery Martinez	3	at Oklahoma State (1/22/22)
	3	vs. Baylor (3/14/21)
	3	vs. Oklahoma State (3/13/21)
	3	TCU (2/20/21)

Yemiyah Morris	5	at Iowa State (1/2/22)
	3	Radford (11/21/21)

Kari Niblack	5	Kansas (2/9/22)
	4	at TCU (2/2/22)
	6	at Oklahoma State (1/22/22)
	3	Texas Tech (1/12/22)
	3	vs. Georgia Tech (3/23/21)
	3	Kansas (2/10/21)
	3	Kansas State (1/20/21)
	3	James Madison (12/13/20)
	5	Baylor (12/10/20)
	3	Tennessee (12/6/20)
	3	North Alabama (12/3/20)
	3	vs. LSU (11/28/20)
	4	at Iowa State (2/29/20)
	3	Baylor (2/24/20)
	3	Kansas (2/22/20)
	7	Kansas (2/17/20)
	5	at Oklahoma State (2/8/20)
	7	at Kansas (1/8/20)
	7	vs. Michigan State (12/21/19)
	3	at Mississippi State (12/8/19)
	3	vs. Creighton (11/28/19)
	5	vs. Radford (11/17/19)
	3	at Kansas (3/2/19)
	3	Oklahoma (2/23/19)
	3	at Iowa State (2/9/19)
	3	Texas Tech (1/23/19)
	3	Iowa State (1/1/19)
	3	Oklahoma State (1/9/19)
	4	Eastern Kentucky (12/15/18)





2021-22 West Virginia Women's Basketball Combined Team Statistics All games

Page 1/1
as of Feb 10, 2022

Game Records

Record	Overall	Home	Away	Neutral
ALL GAMES	11-10	6-4	3-4	2-2
CONFERENCE	4-7	2-4	2-3	0-0
NON-CONFERENCE	7-3	4-0	1-1	2-2

Score by Periods

Team	1st	2nd	3rd	4th	OT	TOT
West Virginia	358	343	362	328	34	1425
Opponents	321	329	369	324	29	1372

Team Box Score

No.	Player				Total		3-Point		F-Throw		Rebounds												
		GP-GS	MIN	AVG	FG-FGA	FG%	3FG-3FGA	3FG%	FT-FTA	FT%	OFF	DEF	TOT	AVG	PF	DQ	A	TO	BLK	STL	PTS	AVG	
3	DEANS, Kirsten	18-18	550:09	30.6	90-221	.407	27-86	.314	54-60	.900	7	43	50	2.8	54	1	66	48	1	29	261	14.5	
12	MARTINEZ, Esmery	20-19	495:33	24.8	87-194	.448	12-33	.364	28-37	.757	54	109	163	8.2	47	2	34	58	16	26	214	10.7	
14	NIBLACK, Kari	20-14	401:13	20.1	53-118	.449	0-1	.000	46-62	.742	33	45	78	3.9	60	4	14	34	33	14	152	7.6	
11	QUINERLY, Ja'Naiya	21-3	421:21	20.1	63-144	.438	11-32	.344	22-32	.688	16	33	49	2.3	44	2	44	30	9	38	159	7.6	
30	SMITH, Madisen	21-21	702:53	33.5	50-154	.325	16-64	.250	39-50	.780	4	42	46	2.2	43	1	89	59	2	21	155	7.4	
21	GRAY, A'riana	19-1	305:06	16.1	56-133	.421	1-8	.125	19-31	.613	26	46	72	3.8	31	2	14	29	2	15	132	6.9	
00	HEMINGWAY, Jayla	21-21	500:20	23.8	44-111	.396	12-40	.300	25-39	.641	23	34	57	2.7	40	1	28	53	1	12	125	6.0	
5	CARSON, Jasmine	12-0	151:00	12.6	24-53	.453	11-31	.355	3-4	.750	1	8	9	0.8	7	0	3	7	0	5	62	5.2	
20	MORRIS, Yemiyah	17-4	144:04	8.5	19-39	.487	0-0	.000	20-27	.741	16	27	43	2.5	17	0	2	11	18	2	58	3.4	
24	SAMUEL, Savannah	21-0	317:40	15.1	28-74	.378	4-23	.174	11-20	.550	13	13	26	1.2	19	0	13	14	6	13	71	3.4	
22	EJIOFOR, Blessing	20-4	273:01	13.7	16-40	.400	0-1	.000	4-8	.500	23	63	86	4.3	35	0	4	16	6	11	36	1.8	
33	CUNNINGHAM, JeAnna	3-0	12:40	4.2	0-1	.000	0-0	.000	0-0	.000	0	2	2	0.7	2	0	0	2	4	0	0	0.0	
Team											45	36	81					11					
Total		21	4275		530-1282	.413	94-319	.295	271-370	.732	261	501	762	36.3	399	13	311	372	98	186	1425	67.9	
Opponents		21	4275		470-1150	.409	139-374	.372	293-409	.716	225	524	749	35.7	380	8	295	436	77	169	1372	65.3	

Team Statistics

	WVU	OPP
Scoring	1425	1372
Points per game	67.9	65.3
Scoring margin	+2.5	-
Field goals-att	530-1282	470-1150
Field goal pct	.413	.409
3 point fg-att	94-319	139-374
3-point FG pct	.295	.372
3-pt FG made per game	4.5	6.6
Free throws-att	271-370	293-409
Free throw pct	.732	.716
F-Throws made per game	12.9	14.0
Rebounds	762	749
Rebounds per game	36.3	35.7
Rebounding margin	+0.6	-
Assists	311	295
Assists per game	14.8	14.0
Turnovers	372	436
Turnovers per game	17.7	20.8
Turnover margin	+3.0	-
Assist/turnover ratio	0.8	0.7
Steals	186	169
Steals per game	8.9	8.0
Blocks	98	77
Blocks per game	4.7	3.7
Winning streak	0	-
Home win streak	0	-
Attendance	14596	23843
Home games-Avg/Game	10-1460	7-3406
Neutral site-Avg/Game	-	4-197

Team Results

Date	Opponent		Score	Att.
11/16/2021	Saint Francis (PA)	W	86-33	1107
11/19/2021	Kennesaw St.	W	78-58	1067
11/21/2021	Radford	W	83-31	1306
11/25/2021	vs Purdue	W	65-57	401
11/27/2021	vs BYU	L	57-58	387
12/01/2021	at Kentucky	L	60-83	3587
12/07/2021	Charlotte	W	65-54	1205
12/12/2021	at James Madison	Wot	75-68	2606
12/20/2021	vs South Fla.	L	55-77	0
12/21/2021	vs Michigan St.	W	74-54	0
01/02/2022	at Iowa St.	L	72-88	9092
01/08/2022	Kansas St.	L	61-71	1639
01/12/2022	Texas Tech	W	64-53	1075
01/15/2022	at Texas	L	57-73	2843
01/19/2022	Oklahoma	L	76-88	1084
01/22/2022	at Oklahoma St.	W	61-57	2046
01/25/2022	TCU	W	66-54	1126
01/29/2022	Baylor	L	54-87	3836
02/02/2022	at TCU	W	70-62	1265
02/05/2022	at Oklahoma	Lot2	99-101	2404
02/09/2022	Kansas	L	47-65	1151



2021-22 West Virginia Women's Basketball Combined Team Statistics In Conference games

Page 1/1
as of Feb 10, 2022

Game Records

Record	Overall	Home	Away	Neutral
ALL GAMES	4-7	2-4	2-3	0-0
CONFERENCE	4-7	2-4	2-3	0-0
NON-CONFERENCE	0-0	0-0	0-0	0-0

Score by Periods

Team	1st	2nd	3rd	4th	OT	TOT
West Virginia	168	188	182	168	21	727
Opponents	177	191	227	181	23	799

Team Box Score

No.	Player				Total		3-Point		F-Throw		Rebounds													
		GP-GS	MIN	AVG	FG-FGA	FG%	3FG-3FGA	3FG%	FT-FTA	FT%	OFF	DEF	TOT	AVG	PF	DQ	A	TO	BLK	STL	PTS	AVG		
3	DEANS, Kirsten	8-8	241:34	30.2	38-99	.384	14-47	.298	22-25	.880	3	19	22	2.8	23	0	23	16	1	9	112	14.0		
11	QUINERLY, Ja'Naiya	11-3	268:23	24.4	45-103	.437	9-26	.346	14-19	.737	13	19	32	2.9	25	1	26	19	6	17	113	10.3		
30	SMITH, Madisen	11-11	412:23	37.5	32-94	.340	9-42	.214	32-38	.842	0	26	26	2.4	26	0	50	40	2	12	105	9.5		
12	MARTINEZ, Esmery	10-9	257:34	25.8	37-105	.352	9-25	.360	10-11	.909	23	58	81	8.1	28	2	18	28	9	14	93	9.3		
14	NIBLACK, Kari	10-4	226:55	22.7	31-71	.437	0-1	.000	26-35	.743	19	30	49	4.9	32	2	9	19	26	6	88	8.8		
21	GRAY, A'riana	9-1	157:41	17.5	30-70	.429	0-4	.000	10-16	.625	12	22	34	3.8	16	1	6	13	1	10	70	7.8		
00	HEMINGWAY, Jayla	11-11	279:19	25.4	22-66	.333	7-26	.269	11-16	.688	12	18	30	2.7	22	0	11	30	0	4	62	5.6		
20	MORRIS, Yemiyah	7-4	58:13	8.3	9-18	.500	0-0	.000	7-8	.875	4	11	15	2.1	7	0	1	5	7	1	25	3.6		
24	SAMUEL, Savannah	11-0	194:15	17.7	13-42	.310	1-12	.083	8-12	.667	11	6	17	1.5	13	0	6	6	4	4	35	3.2		
5	CARSON, Jasmine	2-0	19:54	9.9	2-8	.250	1-6	.167	0-0	.000	0	2	2	1.0	1	0	1	1	0	0	5	2.5		
22	EJIOFOR, Blessing	10-4	130:37	13.1	8-18	.444	0-1	.000	3-6	.500	8	33	41	4.1	21	0	1	10	3	6	19	1.9		
33	CUNNINGHAM, JeAnna	1-0	03:13	3.2	0-0	.000	0-0	.000	0-0	.000	0	1	1	1.0	1	0	0	1	1	0	0	0.0		
Team											25	26	51					7						
Total		11	2250		267-694	.385	50-190	.263	143-186	.769	130	271	401	36.5	215	6	152	195	60	83	727	66.1		
Opponents		11	2250		267-642	.416	78-212	.368	187-249	.751	123	302	425	38.6	191	4	173	201	45	97	799	72.6		

Team Statistics

	WVU	OPP
Scoring	727	799
Points per game	66.1	72.6
Scoring margin	-6.5	-
Field goals-att	267-694	267-642
Field goal pct	.385	.416
3 point fg-att	50-190	78-212
3-point FG pct	.263	.368
3-pt FG made per game	4.5	7.1
Free throws-att	143-186	187-249
Free throw pct	.769	.751
F-Throws made per game	13.0	17.0
Rebounds	401	425
Rebounds per game	36.5	38.6
Rebounding margin	-2.2	-
Assists	152	173
Assists per game	13.8	15.7
Turnovers	195	201
Turnovers per game	17.7	18.3
Turnover margin	+0.5	-
Assist/turnover ratio	0.8	0.9
Steals	83	97
Steals per game	7.5	8.8
Blocks	60	45
Blocks per game	5.5	4.1
Winning streak	0	-
Home win streak	0	-
Attendance	9911	17650
Home games-Avg/Game	6-1652	5-3530
Neutral site-Avg/Game	-	0-0

Team Results

Date	Opponent	Score	Att.
01/02/2022	at Iowa St.	L 72-88	9092
01/08/2022	Kansas St.	L 61-71	1639
01/12/2022	Texas Tech	W 64-53	1075
01/15/2022	at Texas	L 57-73	2843
01/19/2022	Oklahoma	L 76-88	1084
01/22/2022	at Oklahoma St.	W 61-57	2046
01/25/2022	TCU	W 66-54	1126
01/29/2022	Baylor	L 54-87	3836
02/02/2022	at TCU	W 70-62	1265
02/05/2022	at Oklahoma	Lot2 99-101	2404
02/09/2022	Kansas	L 47-65	1151



2021-22 West Virginia Women's Basketball Team Game-by-Game All games

Page 1/1
as of Feb 10, 2022

				Total		3-Pointers		Free throws		Rebounds											
Opponent	Date	Score		FG-FGA	PCT	3FG-3FGA	PCT	FT-FTA	PCT	OFF	DEF	TOT	AVG	PF	A	TO	BLK	STL	PTS	AVG	
Saint Francis (PA)	11/16/2021	86-33	W	35-63	.556	2-5	.400	14-17	.824	13	21	34	34.0	15	15	15	6	21	86	86.0	
Kennesaw St.	11/19/2021	78-58	W	27-59	.458	11-24	.458	13-19	.684	15	19	34	34.0	21	21	17	4	9	78	82.0	
Radford	11/21/2021	83-31	W	30-64	.469	4-13	.308	19-26	.731	15	28	43	37.0	15	18	15	4	17	83	82.3	
vs Purdue	11/25/2021	65-57	W	27-57	.474	2-7	.286	9-14	.643	13	23	36	36.8	15	15	16	5	11	65	78.0	
vs BYU	11/27/2021	57-58	L	22-54	.407	4-14	.286	9-15	.600	16	18	34	36.2	14	15	23	2	10	57	73.8	
at Kentucky	12/01/2021	60-83	L	23-62	.371	4-11	.364	10-16	.625	9	19	28	34.8	22	15	15	0	7	60	71.5	
Charlotte	12/07/2021	65-54	W	21-48	.438	4-7	.571	19-24	.792	12	27	39	35.4	14	14	24	2	9	65	70.6	
at James Madison	12/12/2021	75-68	Wot	28-67	.418	3-16	.188	16-23	.696	20	33	53	37.6	27	14	24	5	7	75	71.1	
vs South Fla.	12/20/2021	55-77	L	19-50	.380	5-16	.313	12-19	.632	7	12	19	35.6	19	10	14	1	4	55	69.3	
vs Michigan St.	12/21/2021	74-54	W	31-64	.484	5-16	.313	7-11	.636	11	30	41	36.1	22	22	14	9	8	74	69.8	
at Iowa St.	01/02/2022	72-88	L	26-66	.394	2-17	.118	18-22	.818	10	24	34	35.9	19	10	12	9	3	72	70.0	
Kansas St.	01/08/2022	61-71	L	21-65	.323	4-18	.222	15-19	.789	15	31	46	36.8	14	17	14	4	5	61	69.3	
Texas Tech	01/12/2022	64-53	W	19-53	.358	5-16	.313	21-28	.750	12	28	40	37.0	18	13	18	6	9	64	68.8	
at Texas	01/15/2022	57-73	L	25-53	.472	3-13	.231	4-7	.571	8	17	25	36.1	30	12	20	3	4	57	68.0	
Oklahoma	01/19/2022	76-88	L	26-70	.371	4-28	.143	20-28	.714	18	23	41	36.5	20	17	17	5	10	76	68.5	
at Oklahoma St.	01/22/2022	61-57	W	23-63	.365	4-16	.250	11-12	.917	12	29	41	36.8	18	11	17	12	8	61	68.1	
TCU	01/25/2022	66-54	W	26-65	.400	9-24	.375	5-6	.833	14	22	36	36.7	20	18	18	4	9	66	67.9	
Baylor	01/29/2022	54-87	L	21-70	.300	3-13	.231	9-13	.692	10	20	30	36.3	17	15	15	2	7	54	67.2	
at TCU	02/02/2022	70-62	W	24-58	.414	5-13	.385	17-20	.850	9	22	31	36.1	17	14	13	4	9	70	67.3	
at Oklahoma	02/05/2022	99-101	Lot2	37-74	.500	8-15	.533	17-21	.810	14	33	47	36.6	25	16	33	3	9	99	68.9	
Kansas	02/09/2022	47-65	L	19-57	.333	3-17	.176	6-10	.600	8	22	30	36.3	17	9	18	8	10	47	67.9	
Total		1425		530-1282	.413	94-319	.295	271-370	.732	261	501	762	36.3	399	311	372	98	186	1425	67.9	
Opponents		1372		470-1150	.409	139-374	.372	293-409	.716	225	524	749	35.7	380	295	436	77	169	1372	65.3	

West Virginia Averages

Games Played	Points/game	FG Pct	3FG Pct	FT Pct	Rebounds/game	Assists/game	Turnovers/game	Assist/Turnover ratio	Steals/game	Blocks/game
21	67.9	41.3	29.5	73.2	36.3	14.8	17.7	0.8	8.9	4.7



2021-22 West Virginia Women's Basketball
Team High/Low Analysis
All games

Page 1/4
as of Feb 10, 2022

West Virginia - Game Highs

POINTS	99	at Oklahoma (02/05/2022)
	86	Saint Francis (PA) (11/16/2021)
	83	Radford (11/21/2021)
	78	Kennesaw St. (11/19/2021)
	76	Oklahoma (01/19/2022)
FIELD GOALS MADE	37	at Oklahoma (02/05/2022)
	35	Saint Francis (PA) (11/16/2021)
FIELD GOAL ATTEMPTS	74	at Oklahoma (02/05/2022)
	70	Baylor (01/29/2022)
	70	Oklahoma (01/19/2022)
FIELD GOAL PERCENTAGE	.556 (35-63)	Saint Francis (PA) (11/16/2021)
	.500 (37-74)	at Oklahoma (02/05/2022)
3 PT FG MADE	11	Kennesaw St. (11/19/2021)
	9	TCU (01/25/2022)
3 PT FG ATTEMPTS	28	Oklahoma (01/19/2022)
	24	TCU (01/25/2022)
	24	Kennesaw St. (11/19/2021)
3 PT FG PERCENTAGE	.571 (4-7)	Charlotte (12/07/2021)
	.533 (8-15)	at Oklahoma (02/05/2022)
FREE THROWS MADE	21	Texas Tech (01/12/2022)
	20	Oklahoma (01/19/2022)
FREE THROW ATTEMPTS	28	Oklahoma (01/19/2022)
	28	Texas Tech (01/12/2022)
FREE THROW PERCENTAGE	.917 (11-12)	at Oklahoma St. (01/22/2022)
	.850 (17-20)	at TCU (02/02/2022)
REBOUNDS	53	at James Madison (12/12/2021)
	47	at Oklahoma (02/05/2022)
ASSISTS	22	vs Michigan St. (N) (12/21/2021)
	21	Kennesaw St. (11/19/2021)
STEALS	21	Saint Francis (PA) (11/16/2021)
	17	Radford (11/21/2021)
BLOCKED SHOTS	12	at Oklahoma St. (01/22/2022)
	9	at Iowa St. (01/02/2022)
	9	vs Michigan St. (N) (12/21/2021)
TURNOVERS	33	at Oklahoma (02/05/2022)
	24	at James Madison (12/12/2021)
	24	Charlotte (12/07/2021)
FOULS	30	at Texas (01/15/2022)
	27	at James Madison (12/12/2021)



2021-22 West Virginia Women's Basketball
Team High/Low Analysis
All games

Page 3/4
as of Feb 10, 2022

West Virginia - Game Lows

POINTS	47	Kansas (02/09/2022)
	54	Baylor (01/29/2022)
	55	vs South Fla. (N) (12/20/2021)
	57	at Texas (01/15/2022)
	57	vs BYU (N) (11/27/2021)
FIELD GOALS MADE	19	Kansas (02/09/2022)
	19	Texas Tech (01/12/2022)
	19	vs South Fla. (N) (12/20/2021)
FIELD GOAL ATTEMPTS	48	Charlotte (12/07/2021)
	50	vs South Fla. (N) (12/20/2021)
FIELD GOAL PERCENTAGE	.300 (21-70)	Baylor (01/29/2022)
	.323 (21-65)	Kansas St. (01/08/2022)
3 PT FG MADE	2	at Iowa St. (01/02/2022)
	2	vs Purdue (N) (11/25/2021)
	2	Saint Francis (PA) (11/16/2021)
3 PT FG ATTEMPTS	5	Saint Francis (PA) (11/16/2021)
	7	Charlotte (12/07/2021)
	7	vs Purdue (N) (11/25/2021)
3 PT FG PERCENTAGE	.118 (2-17)	at Iowa St. (01/02/2022)
	.143 (4-28)	Oklahoma (01/19/2022)
FREE THROWS MADE	4	at Texas (01/15/2022)
	5	TCU (01/25/2022)
FREE THROW ATTEMPTS	6	TCU (01/25/2022)
	7	at Texas (01/15/2022)
FREE THROW PERCENTAGE	.571 (4-7)	at Texas (01/15/2022)
	.600 (9-15)	vs BYU (N) (11/27/2021)
	.600 (6-10)	Kansas (02/09/2022)
REBOUNDS	19	vs South Fla. (N) (12/20/2021)
	25	at Texas (01/15/2022)
ASSISTS	9	Kansas (02/09/2022)
	10	at Iowa St. (01/02/2022)
	10	vs South Fla. (N) (12/20/2021)
STEALS	3	at Iowa St. (01/02/2022)
	4	at Texas (01/15/2022)
	4	vs South Fla. (N) (12/20/2021)
BLOCKED SHOTS	0	at Kentucky (12/01/2021)
	1	vs South Fla. (N) (12/20/2021)
TURNOVERS	12	at Iowa St. (01/02/2022)
	13	at TCU (02/02/2022)
FOULS	14	Kansas St. (01/08/2022)
	14	Charlotte (12/07/2021)
	14	vs BYU (N) (11/27/2021)



2021-22 West Virginia Women's Basketball
Player Highs Analysis
All games

Page 1/3
as of Feb 10, 2022

West Virginia - Individual Game Highs

POINTS	26	Esmerly Martinez vs Oklahoma (01/19/2022)
	25	A'riana Gray at Oklahoma (02/05/2022)
	22	Ja'Naiya Quinerly vs Kansas (02/09/2022)
	22	Kari Niblack at Oklahoma (02/05/2022)
	21	Esmerly Martinez vs Michigan St. (N) (12/21/2021)
FIELD GOALS MADE	11	A'riana Gray at Oklahoma (02/05/2022)
	11	Esmerly Martinez vs Oklahoma (01/19/2022)
FIELD GOAL ATTEMPTS	23	A'riana Gray at Oklahoma (02/05/2022)
	21	Esmerly Martinez vs Oklahoma (01/19/2022)
FIELD GOAL PERCENTAGE (min 5 made)	.833 (5-6)	Ja'Naiya Quinerly vs Texas Tech (01/12/2022)
	.833 (5-6)	Jasmine Carson vs Kennesaw St. (11/19/2021)
	.833 (5-6)	Ja'Naiya Quinerly vs Saint Francis (PA) (11/16/2021)
3 PT FG MADE	4	Jayla Hemingway at Oklahoma (02/05/2022)
	4	Madisen Smith at Oklahoma (02/05/2022)
	4	Kirsten Deans vs BYU (N) (11/27/2021)
	4	Jasmine Carson vs Kennesaw St. (11/19/2021)
3 PT FG ATTEMPTS	12	Kirsten Deans vs Oklahoma (01/19/2022)
	8	Kirsten Deans vs BYU (N) (11/27/2021)
3 PT FG PERCENTAGE (min 2 made)	1.000 (2-2)	Jasmine Carson vs Radford (11/21/2021)
	1.000 (2-2)	Kirsten Deans vs Saint Francis (PA) (11/16/2021)
FREE THROWS MADE	11	Madisen Smith vs Texas Tech (01/12/2022)
	8	Kirsten Deans at Iowa St. (01/02/2022)
FREE THROW ATTEMPTS	12	Kari Niblack vs Oklahoma (01/19/2022)
	12	Madisen Smith vs Texas Tech (01/12/2022)
FREE THROW PERCENTAGE (min 3 made)	1.000 (6-6)	Kari Niblack at Oklahoma (02/05/2022)
	1.000 (6-6)	Kirsten Deans vs Oklahoma (01/19/2022)
	1.000 (6-6)	Kirsten Deans vs Charlotte (12/07/2021)
	1.000 (6-6)	Kirsten Deans vs Radford (11/21/2021)
	1.000 (6-6)	Kari Niblack vs Saint Francis (PA) (11/16/2021)
	1.000 (5-5)	Kirsten Deans vs Kennesaw St. (11/19/2021)
	1.000 (4-4)	Ja'Naiya Quinerly at Oklahoma St. (01/22/2022)
	1.000 (4-4)	Kirsten Deans vs Texas Tech (01/12/2022)
	1.000 (4-4)	Yemiyah Morris at Iowa St. (01/02/2022)
	1.000 (4-4)	Kirsten Deans at James Madison (12/12/2021)
	1.000 (4-4)	Jayla Hemingway vs Charlotte (12/07/2021)
	1.000 (4-4)	Yemiyah Morris vs Saint Francis (PA) (11/16/2021)
	1.000 (3-3)	Kari Niblack at James Madison (12/12/2021)
REBOUNDS	18	Esmerly Martinez at Oklahoma St. (01/22/2022)
	14	Esmerly Martinez at James Madison (12/12/2021)
ASSISTS	10	Kirsten Deans vs Michigan St. (N) (12/21/2021)
	9	Madisen Smith vs Baylor (01/29/2022)
STEALS	7	Kirsten Deans vs Saint Francis (PA) (11/16/2021)
	5	Ja'Naiya Quinerly at TCU (02/02/2022)
	5	Esmerly Martinez vs Oklahoma (01/19/2022)
	5	Ja'Naiya Quinerly vs Radford (11/21/2021)
BLOCKED SHOTS	6	Kari Niblack at Oklahoma St. (01/22/2022)
	5	Kari Niblack vs Kansas (02/09/2022)
	5	Yemiyah Morris at Iowa St. (01/02/2022)
TURNOVERS	10	Jayla Hemingway at Oklahoma (02/05/2022)
	9	Kirsten Deans vs BYU (N) (11/27/2021)



2021-22 West Virginia Women's Basketball
Player Highs Analysis
All games

Page 2/3
as of Feb 10, 2022

West Virginia - Individual Game Highs

FOULS	6	Kari Niblack at Oklahoma (02/05/2022)
	5	Ja'Naiya Quinerly vs Kansas (02/09/2022)
	5	Esmerly Martinez at Oklahoma (02/05/2022)
	5	A'riana Gray at Oklahoma (02/05/2022)
	5	Kari Niblack vs Baylor (01/29/2022)
	5	Esmerly Martinez at Texas (01/15/2022)
	5	Madisen Smith vs Michigan St. (N) (12/21/2021)
	5	Jayla Hemingway vs South Fla. (N) (12/20/2021)
	5	Kari Niblack at James Madison (12/12/2021)
	5	Kirsten Deans at Kentucky (12/01/2021)
	5	Kari Niblack vs Purdue (N) (11/25/2021)
	5	Ja'Naiya Quinerly vs Kennesaw St. (11/19/2021)
	5	A'riana Gray vs Saint Francis (PA) (11/16/2021)



2021-22 West Virginia Women's Basketball
Points-rebounds-assists
All games

Page 1/2
as of Feb 10, 2022

Opponent	Date	Score		00	3	5	11	12	14	20	21	22	24	30
				HEMINGWAY,	DEANS,KIRS	CARSON,JAS	QUINERLY,J	MARTINEZ,E	NIBLACK,KA	MORRIS,YEM	GRAY,A'RIA	EJIOFOR,BL	SAMUEL,SAV	SMITH,MADI
Saint Francis (PA)	11/16/2021	86-33	W	6-6-3	18-2-1	6-0-0	10-5-0	19-7-3	10-6-2	12-4-0	0-1-0	0-0-0	5-1-1	0-2-5
Kennesaw St.	11/19/2021	78-58	W	8-2-4	12-3-7	14-1-0	4-2-3	13-12-2	6-3-0	4-2-0	9-3-1	0-1-0	2-1-0	6-1-4
Radford	11/21/2021	83-31	W	6-2-0	16-2-2	11-0-0	8-2-3	12-7-3	6-1-0	2-6-0	11-9-2	2-3-0	9-3-1	0-2-7
vs Purdue	11/25/2021	65-57	W	5-4-0	12-4-6	8-0-0	0-1-2	4-5-2	6-1-1	2-6-1	10-1-0	2-8-0	8-0-0	8-3-3
vs BYU	11/27/2021	57-58	L	4-1-3	17-6-3	0-1-0	0-0-1	18-6-1	5-0-1	2-0-0	9-6-2	0-7-0	2-1-2	0-2-2
at Kentucky	12/01/2021	60-83	L	8-1-2	20-1-2	5-2-1	2-1-1	14-10-3	2-5-1	0-0-0	5-2-0	2-2-1	0-1-1	2-0-3
Charlotte	12/07/2021	65-54	W	8-4-1	20-5-5	0-1-0	8-0-2	4-8-2	6-3-0	0-2-0	6-6-0	2-5-1	0-0-0	11-2-3
at James Madison	12/12/2021	75-68	Wot	9-4-2	17-3-2	0-0-0	4-4-3	10-14-0	15-6-0	2-4-0	6-3-2	6-5-0	0-0-0	6-6-5
vs South Fla.	12/20/2021	55-77	L	0-1-1	13-1-5	5-1-0	6-1-0	6-2-0	6-3-0	1-0-0	0-5-1	0-2-1	3-1-0	15-0-2
vs Michigan St.	12/21/2021	74-54	W	9-2-1	4-1-10	8-1-1	4-1-3	21-11-0	2-1-0	8-4-0	6-2-0	3-12-0	7-1-2	2-2-5
at Iowa St.	01/02/2022	72-88	L	8-5-1	17-3-3	DNP	8-1-1	DNP	DNP	14-6-1	14-11-2	DNP	5-3-0	6-2-2
Kansas St.	01/08/2022	61-71	L	5-1-1	16-7-5	2-2-1	0-1-0	4-7-1	9-5-1	4-3-0	2-3-2	6-8-0	0-0-1	13-0-5
Texas Tech	01/12/2022	64-53	W	2-1-0	15-4-5	3-0-0	11-1-5	3-7-1	6-6-0	4-3-0	4-3-0	0-3-0	1-2-0	15-4-2
at Texas	01/15/2022	57-73	L	4-1-1	19-3-3	DNP	19-2-2	2-5-2	6-3-0	1-2-0	4-0-0	0-2-0	1-2-0	1-1-4
Oklahoma	01/19/2022	76-88	L	4-5-2	14-2-3	DNP	5-4-4	26-10-2	13-4-0	DNP	DNP	1-3-0	3-1-1	10-3-5
at Oklahoma St.	01/22/2022	61-57	W	0-1-1	20-0-0	DNP	6-3-3	13-18-0	4-4-0	DNP	9-2-0	0-4-0	3-1-0	6-3-7
TCU	01/25/2022	66-54	W	8-0-0	9-3-3	DNP	13-2-5	16-10-4	7-4-1	DNP	4-3-0	2-11-0	4-1-1	3-1-4
Baylor	01/29/2022	54-87	L	6-6-0	2-0-1	DNP	5-5-3	13-6-1	4-1-0	2-1-0	DNP	4-5-0	9-1-1	9-5-9
at TCU	02/02/2022	70-62	W	6-5-2	DNP	DNP	16-6-1	11-6-2	8-6-2	0-0-0	6-2-1	0-2-0	5-1-1	18-2-5
at Oklahoma	02/05/2022	99-101	Lot2	16-4-2	DNP	DNP	8-2-2	0-1-1	22-12-4	DNP	25-8-1	6-3-1	4-5-1	18-4-4
Kansas	02/09/2022	47-65	L	3-1-1	DNP	DNP	22-5-0	5-11-4	9-4-1	0-0-0	2-2-0	0-0-0	0-0-0	6-1-3



2021-22 West Virginia Women's Basketball
Points-rebounds-assists
All games

Page 2/2
as of Feb 10, 2022

Opponent	Date	Score		33
				CUNNINGHAM
Saint Francis (PA)	11/16/2021	86-33	W	0-0-0
Kennesaw St.	11/19/2021	78-58	W	DNP
Radford	11/21/2021	83-31	W	DNP
vs Purdue	11/25/2021	65-57	W	DNP
vs BYU	11/27/2021	57-58	L	DNP
at Kentucky	12/01/2021	60-83	L	DNP
Charlotte	12/07/2021	65-54	W	DNP
at James Madison	12/12/2021	75-68	Wot	DNP
vs South Fla.	12/20/2021	55-77	L	DNP
vs Michigan St.	12/21/2021	74-54	W	0-1-0
at Iowa St.	01/02/2022	72-88	L	0-1-0
Kansas St.	01/08/2022	61-71	L	DNP
Texas Tech	01/12/2022	64-53	W	DNP
at Texas	01/15/2022	57-73	L	DNP
Oklahoma	01/19/2022	76-88	L	DNP
at Oklahoma St.	01/22/2022	61-57	W	DNP
TCU	01/25/2022	66-54	W	DNP
Baylor	01/29/2022	54-87	L	DNP
at TCU	02/02/2022	70-62	W	DNP
at Oklahoma	02/05/2022	99-101	Lot2	DNP
Kansas	02/09/2022	47-65	L	DNP

West Virginia - 2021-22 Women's Basketball Ranking Summary thru games 02/09/2022

Statistic	National Rank	Conference Rank	Value	National Leader	Value	Conference Leader	Value
Assist Turnover Ratio (348 ranked)	153	6	0.84	FGCU	1.55	Kansas St.	1.38
Assists (348 ranked)	94	5	311	DePaul	496	Oklahoma	455
Assists Per Game (348 ranked)	69	4	14.8	Creighton	20.0	Oklahoma	19.8
Blocked Shots (348 ranked)	41	3	98	South Carolina	188	Kansas St.	135
Blocked Shots Per Game (348 ranked)	31	3	4.7	South Carolina	8.5	Kansas	5.8
Defensive Rebounds per Game (30 ranked)				Tennessee	32.6	Iowa St.	30.2
Fewest Fouls (344 ranked)	293	8	399	Delaware St.	199	Iowa St.	287
Fewest Turnovers (348 ranked)	258	8	372	Colorado St.	214	Iowa St.	281
Field-Goal Percentage (348 ranked)	123	8	41.3	Iowa	49.7	Baylor	45.7
Field-Goal Percentage Defense (348 ranked)	230	9	40.9	South Carolina	32.4	Kansas	34.9
Free Throw Attempts (348 ranked)	114	8	370	Troy	572	Oklahoma	514
Free Throws Made (348 ranked)	95	7	271	Troy	419	Oklahoma	388
Free-Throw Percentage (348 ranked)	99	6	73.2	Iowa	84.8	Iowa St.	81.0
Offensive Rebounds per Game (30 ranked)				Troy	18.0	Texas	14.9
Personal Fouls Per Game (348 ranked)	307	8	19.0	Colorado St.	11.5	Iowa St.	12.5
Rebound Margin (348 ranked)	169	8	0.6	South Carolina	18.0	Iowa St.	7.6
Rebounds (348 ranked)	211	9	762	Troy	1,187	Oklahoma	955
Rebounds Per Game (348 ranked)	210	9	36.29	Troy	49.46	Oklahoma	41.52
Scoring Defense (348 ranked)	221	7	65.3	Albany (NY)	47.7	Texas	56.6
				Georgia Tech	47.7		
Scoring Margin (348 ranked)	168	7	2.5	FGCU	23.9	Texas	16.6
Scoring Offense (348 ranked)	115	7	67.9	DePaul	90.2	Oklahoma	86.2
Steals (348 ranked)	102	4	186	Tennessee St.	318	Oklahoma	237
Steals Per Game (348 ranked)	99	4	8.9	Grand Canyon	14.0	Oklahoma	10.3
Three Pt FG Defense (348 ranked)	345	10	37.2	Binghamton	21.0	Texas	26.1
Three-Point Field Goals Attempted (149 ranked)				FGCU	846	Iowa St.	620
Three-Point Field Goals Made (348 ranked)	271	10	94	FGCU	282	Iowa St.	236
Three-Point Field Goals Per Game (348 ranked)	278	10	4.5	FGCU	12.3	Iowa St.	10.3
Three-Point Field-Goal Percentage (348 ranked)	217	8	29.5	Ohio St.	40.0	Iowa St.	38.1
Turnover Margin (348 ranked)	61	3	3.05	Long Beach St.	9.11	Texas	7.23
Turnovers Forced (348 ranked)	20	2	20.76	Niagara	26.05	Texas	22.41
Turnovers Per Game (348 ranked)	268	9	17.7	Colorado St.	9.7	Iowa St.	12.2
Won-Lost Percentage (347 ranked)	177	7	52.4	FGCU	95.7	Iowa St.	87.0
						Oklahoma	87.0

Statistic	Player	National Rank	Conference Rank	Value	National Leader	Value	Conference Leader	Value
Assist Turnover Ratio (250 ranked)	Madisen Smith	148	8	1.51	Kylie Jimenez, Nevada	3.65	Emily Ryan, Iowa St.	2.38
	Kirsten Deans	188	11	1.38				
Assists (144 ranked)	Madisen Smith	100	7	89	Caitlin Clark, Iowa	179	Emily Ryan, Iowa St.	155
Assists Per Game (250 ranked)	Madisen Smith	97	7	4.2	Caitlin Clark, Iowa	8.1	Emily Ryan, Iowa St.	6.7
	Kirsten Deans	168	11	3.7				
Blocked Shots (143 ranked)	Kari Niblack	73	4	33	Tamari Key, Tennessee	81	Ayoka Lee, Kansas St.	77
Blocked Shots Per Game (250 ranked)	Kari Niblack	63	4	1.65	Lucy Cochrane, Portland	3.56	Ayoka Lee, Kansas St.	3.21
	Yemiyah Morris	206	8	1.06				
Defensive Rebounds per Game (30 ranked)					Aijha Blackwell, Missouri	10.8	NaLyssa Smith, Baylor	7.6
Double Doubles (46 ranked)					Aneesah Morrow, DePaul	20	NaLyssa Smith, Baylor	15
Field Goal Attempts (149 ranked)					Dyaisha Fair, Buffalo	455	Ayoka Lee, Kansas St.	412
Field Goals Made (150 ranked)					Ayoka Lee, Kansas St.	238	Ayoka Lee, Kansas St.	238
Field-Goal Percentage (250 ranked)	Kirsten Deans	207	6	40.7	Celena Taborn, Butler	68.5	Ayoka Lee, Kansas St.	57.8
Final Points (199 ranked)					Caitlin Clark, Iowa	607	Ayoka Lee, Kansas St.	577
Free Throw Attempts (148 ranked)					Uju Ezeudu, Denver	182	Lauren Heard, TCU	147
Free Throws Made (142 ranked)					Caitlin Clark, Iowa	143	Lauren Heard, TCU	109
Free-Throw Percentage (250 ranked)	Kirsten Deans	13	2	90.0	Haley Cavinder, Fresno St.	98.6	Taylor Robertson, Oklahoma	94.9
Minutes Played (150 ranked)					Katie Nelson, Wisconsin	871:40	Emily Ryan, Iowa St.	824:09
Minutes Played Per Game (150 ranked)					Courtney Whitson, Middle Tenn.	38.67	Vivian Gray, Texas Tech	36.78
Offensive Rebounds per Game (30 ranked)					Aneesah Morrow, DePaul	5.7		
Points Per Game (250 ranked)	Kirsten Deans	194	10	14.5	Caitlin Clark, Iowa	27.6	Ayoka Lee, Kansas St.	24.0
Rebounds (150 ranked)	Esmerly Martinez	126	8	163	Aneesah Morrow, DePaul	335	NaLyssa Smith, Baylor	257
Rebounds Per Game (249 ranked)	Esmerly Martinez	108	6	8.2	Aneesah Morrow, DePaul	13.4	NaLyssa Smith, Baylor	11.2
Steals (150 ranked)					Jordyn Cambridge, Vanderbilt	87	Rori Harmon, Texas	53
Steals Per Game (249 ranked)	Ja'Naiya Quinerly	195	6	1.81	Angel Parker, Niagara	4.05	Lauren Fields, Oklahoma St.	2.47
Three-Point Field Goals Attempted (149 ranked)					Taylor Robertson, Oklahoma	201	Taylor Robertson, Oklahoma	201
Three-Point Field Goals Made (147 ranked)					Taylor Robertson, Oklahoma	94	Taylor Robertson, Oklahoma	94
Three-Point Field Goals Per Game (249 ranked)					Taylor Robertson, Oklahoma	4.09	Taylor Robertson, Oklahoma	4.09
Three-Point Field-Goal Percentage (160 ranked)					Taylor Mikesell, Ohio St.	49.1	Taylor Robertson, Oklahoma	46.8
Triple Doubles (5 ranked)					Caitlin Clark, Iowa	5	Jordan Lewis, Baylor	1

GAME 1 - SAINT FRANCIS (PA.) - 11.16.21



Official Basketball Box Score - Final
Saint Francis (PA) at West Virginia
11/16/21 WVU Coliseum, Morgantown, W.Va.
2021-22 Women's Basketball

Game Time: 7:00 PM
Game Duration: 1:52
Attendance: 1,107

Saint Francis (PA) - 33

Record: 0-3

NO.	Name		Min	FG M-A	3P M-A	FT M-A	OR Rebounds	DR Rebounds	Fouls PF FO	TP	AS	TO	ST	Blocks BS BA	+/-			
31	Sam Miller	F	23:21	2-5	0-0	0-0	0 0 0	0 0 0	3 3 4	4	0	3	0	1	0	-37		
11	Jada Dappa	C	20:01	1-3	0-0	0-0	0 1 1	1 3 1	2 2 3	0	2	3	0	0	0	-29		
4	Dajha Allen	G	23:32	1-3	0-2	0-0	0 2 2	3 2 2	3 2 3	2	3	4	2	0	0	-33		
5	Kaitlyn Maxwell	G	27:05	0-2	0-1	0-0	0 1 1	1 0 0	0 2 1	0	2	1	0	0	0	-45		
14	Lil Benzel	G	19:07	1-9	1-7	0-0	0 1 1	0 0 0	3 0 3	0	2	1	0	0	1	-36		
15	Layla Laws		10:10	0-0	0-0	0-0	0 0 0	0 0 0	0 0 0	0	0	1	0	0	0	-14		
10	Jordan McLemore		17:37	0-1	0-1	0-0	0 2 2	0 2 0	0 0 7	1	0	7	1	0	1	-17		
22	Jenna Mastellone		15:36	5-9	0-1	1-4	0 1 1	1 2 3	11 0 2	1	0	2	1	0	1	-22		
1	Aaliyah Moore		23:42	1-4	0-0	3-4	3 5 8	3 4 5	5 0 5	0	0	5	0	1	2	-24		
13	Maria McConnell		12:53	1-2	1-1	0-0	0 1 1	0 0 0	3 2 1	0	0	0	0	0	0	-5		
20	Halle Murphy		02:03	0-2	0-1	0-0	2 0 2	0 0 0	0 0 1	0	1	0	0	0	0	-1		
21	Kayley Kovac		02:03	0-1	0-0	0-0	0 0 0	0 0 0	0 0 0	0	0	0	0	0	0	-1		
25	Adison Novasel		02:03	1-1	1-1	0-0	0 0 0	0 0 0	3 0 0	0	0	0	0	0	0	-1		
3	Nyla Rozier		01:07	0-0	0-0	0-0	0 1 1	0 0 0	0 0 0	0	0	0	0	0	0	0		
Team							3	2	5	0	6							
Totals				13-42	3-15	4-8	8	17	25	15	15	33	10	35	5	2	6	-53

Officials: Mark Zents, Brian Garland, Jamie Broderick

Shooting By Period	1st	2nd	3rd	4th	OT
FG%	9-11	27.3%	3-7	0-0	0-0
3PT%	0-2	0.0%	0-4	0-0	0-0
FT%	2-4	50%	4-8	50.0%	
2nd FG%	4-8	50.0%			
3PT%	1-3	33.3%			
FT%	2-2	100%			
3rd FG%	2-11	18.2%			
3PT%	1-8	12.5%			
FT%	0-0	0%			
4th FG%	4-12	33.3%			
3PT%	1-2	50.0%			
FT%	0-2	0%			
GM FG%	13-42	31.0%			
3PT%	3-15	20.0%			
FT%	4-8	50.0%			

Dead Ball Rebounds: 4, 0

Technical Fouls: NONE

West Virginia - 86

Record: 1-0

NO.	Name		Min	FG M-A	3P M-A	FT M-A	Rebounds OR DR TOT		Fouls PF FO	TP	AS	TO	ST	Blocks BS BA	+/-		
12	Esmery Martinez	F	23:17	9-14	0-0	1-1	3	4	7	2	2	19	3	1	1	0	38
14	Kari Niblack	F	21:06	2-2	0-0	6-6	4	2	6	0	4	10	2	1	0	0	28
00	Jayla Hemingway	G	22:38	3-6	0-1	0-2	1	5	6	0	1	6	3	2	1	0	31
3	Kirsten Deans	G	21:40	7-12	2-2	2-2	1	1	2	4	18	1	0	7	0	0	37
30	Madisen Smith	G	20:41	0-4	0-1	0-0	0	2	2	1	0	0	5	1	1	0	30
5	Jasmine Carson		20:05	3-7	0-1	0-0	0	0	0	1	0	6	0	2	3	0	20
22	Blessing Ejiofor		08:04	0-1	0-0	0-0	0	0	0	1	1	0	0	0	1	0	16
11	Ja'Naiya Quinerly		19:19	5-6	0-0	0-0	1	4	5	10	0	10	0	0	4	1	23
21	A'riana Gray		04:30	0-2	0-0	0-0	1	0	1	5	0	0	0	3	0	0	8
20	Yemiyah Morris		11:46	4-5	0-0	4-4	2	2	4	2	2	12	0	1	0	2	16
24	Savannah Samuel		18:20	2-3	0-0	1-2	0	1	1	0	1	5	1	3	3	1	16
33	Ja'Anna Cunningham		08:34	0-1	0-0	0-0	0	0	0	1	0	0	0	1	0	2	2
Team							0	0	0			0					
Totals				35-63	2-5	14-17	13	21	34	15	15	86	15	21	6	2	53

Technical Fouls: NONE

Biggest lead	SFU	WVU
0 (1st 10:00)	54 (4th 8:14)	
Best Scoring Run	3 (1st 1:03)	21 (4th 8:14)
Lead Changes	0	
Times Tied	0	
Time with Lead	00:00	39:26

Points from Turnovers	SFU	WVU
4	38	
Paint	16	52
Second Chance	1	19
Fast Breaks	11	18
Bench	22	33

Period by Period Scoring	1st	2nd	3rd	4th	TOT
SFU	8	11	5	9	33
WVU	27	20	24	15	86

Dead Ball Rebounds: 1, 0

GAME 2 - KENNESAW STATE - 11.19.21



Official Basketball Box Score - Final
Kennesaw St. at West Virginia
11/19/21 WVU Coliseum, Morgantown, W.Va.
2021-22 Women's Basketball

Game Time: 12:00 PM
Game Duration: 1:55
Attendance: 1,067

Kennesaw St. - 58

Record: 1-3

NO. Name		Min	FG	3P	FT	Rebounds	Fouls		TP	AS	TO	ST	Blocks	BS	+/-
			M-A	M-A	M-A	OR DR TOT	PF FO								
10 Alexis Poole	F	27:23	4-9	0-0	0-2	0 8 8	4 3	8	1	4	2	0	0	0	6
25 Gabi Legister	F	18:49	2-3	0-0	5-6	1 1 2	2 3	9	1	1	0	0	0	0	-7
00 Amari Johnson	G	39:09	5-11	2-2	2-2	0 2 2	1 6	14	4	4	3	0	1	0	-20
15 Jah'Che Whitfield	G	27:24	3-7	1-1	0-2	1 2 3	2 2	7	2	2	1	0	0	0	-7
23 Bre'Lyn Snipes	G	12:47	1-2	0-1	0-0	0 0 0	0 0	2	0	1	2	0	0	0	-14
12 Amaris Baker		22:48	1-1	0-0	0-0	2 2 4	2 2	2	2	4	1	0	0	0	-14
20 Stacie Jones		12:32	0-0	0-0	0-0	0 0 0	0 1	0	1	3	0	0	0	0	-21
32 Julia Rodriguez		19:03	2-4	0-1	0-2	1 1 2	1 1	4	0	1	0	0	0	0	-28
31 Yamani Paul		14:15	4-7	0-1	1-2	1 3 4	2 9	1	1	1	0	0	2	10	-10
24 Francis Harden		01:40	0-2	0-0	0-0	1 0 1	1 0	0	0	0	0	0	0	1	0
30 Gillian Piccolino		03:19	1-2	1-2	0-0	0 2 0	0 1	3	0	0	0	0	0	0	-6
3 Khya Hough		00:51	0-0	0-0	0-0	0 0 0	0 0	0	0	0	0	0	0	0	0
Team						2 4 6		0		2					
Totals			23-48	4-8	8-16	10 23 33	20 21	58	13	23	9	0	4	0	-20

Officials: Gina Cross, Brian Hall, Karlenea Tobin

Shooting By Period	1st	2nd	3rd	4th	OT
FG%	11-15	73.3%	3-7	0-0	0-0
3PT%	1-1	100.0%	0-0	0-0	0-0
FT%	0-0	0%	4-8	50.0%	
2nd FG%	3-13	23.1%			
3PT%	1-3	33.3%			
FT%	0-2	0%			
3rd FG%	3-10	30.0%			
3PT%	2-4	50.0%			
FT%	5-8	62.5%			
4th FG%	6-10	60.0%			
3PT%	0-0	0.0%			
FT%	3-6	50%			
GM FG%	23-48	47.9%			
3PT%	4-8	50.0%			
FT%	8-16	50.0%			

Dead Ball Rebounds: 4, 0

Technical Fouls: NONE

West Virginia - 78

Record: 2-0

No.	Name	Min	FG M-A	3P M-A	FT M-A	Rebounds OR DR TOT	Fouls PF FO	TP	AS	TO	ST	Blocks BS BA	+/-		
12	Esmery Martinez	F 25:43	5-7	1-2	2-2	4 8 12	2 2	13	2	2	0	0	19		
14	Kari Niblack	F 17:44	2-7	0-0	0-0	2 2 3	3 4	6	0	1	2	2	0	18	
00	Jayla Hemingway	G 24:36	3-8	2-5	0-0	2 0 2	1 0	8	4	6	0	0	0	9	
3	Kirsten Deans	G 28:34	3-10	1-4	5-5	1 2 3	4 5	12	7	2	1	0	0	24	
30	Madisen Smith	G 30:04	2-6	2-4	0-1	0 1 1	2 2	6	4	2	0	0	0	14	
5	Jasmine Carson	18:05	5-6	4-5	0-0	0 1 1	1 10	14	0	0	1	0	0	11	
11	Ja'Naiya Quinerly	09:57	2-3	0-1	0-0	0 2 2	5 1	4	3	1	2	0	0	-5	
22	Blessing Ejorfor	10:36	0-1	0-0	0-0	1 0 1	1 0	0	0	1	2	0	0	-5	
21	A'riana Gray	14:16	3-4	1-1	2-4	2 1 3	0 2	9	1	0	1	0	0	16	
24	Savannah Samuel	08:45	1-4	0-2	0-1	0 1 1	1 1	2	0	1	0	0	0	-4	
20	Yemiyah Morris	11:40	1-3	0-0	2-4	1 1 2	1 3	4	0	0	0	2	0	7	
Team						2 1 3		0		1					
Totals						27-59 11-24 13-19	15 19 34	21 20	78	21	17	9	4	0	20
Technical Fouls: NONE															

Technical Fouls: NONE

Dead Ball Rebounds: 0, 0

Biggest lead	KSU	WVU
5 (1st 5:09)	31 (4th 6:06)	
Best Scoring Run	9 (4th 2:11)	9 (3rd 0:32)
Lead Changes	1	
Times Tied	3	
Time with Lead	10:26	26:55

Points from Turnovers	KSU	WVU
13	27	
Paint	24	20
Second Chance	11	16
Fast Breaks	9	11
Bench	18	33

Period by Period Scoring	1st	2nd	3rd	4th	TOT
KSU	23	7	13	15	58
WVU	21	21	23	13	78

GAME 3 - RADFORD - 11.21.21



Official Basketball Box Score - Final
Radford at West Virginia
11/21/21 WVU Coliseum, Morgantown, W.Va.
2021-22 Women's Basketball

Game Time: 2:00 PM
Game Duration: 1:45
Attendance: 1,306

Radford - 31

Record: 1-3

NO.	Name	Min	FG	3P	FT	Rebounds	Fouls	TP	AS	TO	ST	Blocks	+/-	
			M-A	M-A	M-A	OR	DR	TOT	PF	FO	BS	BA		
00	Rachel LaLonde	F 12:22	0-6	0-4	0-0	0	0	0	4	0	0	1	0	0
50	Jackie Christ	C 12:50	2-2	0-0	0-0	0	1	1	2	1	4	0	1	-25
1	Destinee Marshall	G 19:12	4-9	2-3	1-2	0	2	2	1	2	11	0	0	-27
12	Bryonna McClean	G 17:47	0-3	0-0	0-0	1	4	5	4	0	2	3	1	0
22	Ashley Tudor	G 23:11	1-6	0-2	6-10	2	3	5	5	7	8	0	3	0
30	Taiye Johnson	09:44	1-1	0-0	0-0	0	1	1	3	1	2	0	2	0
11	Alyssa Chapman	19:18	0-4	0-3	0-0	0	1	1	1	0	0	0	1	1
10	Makaila Brown	08:20	0-0	0-0	0-0	0	1	1	3	0	0	2	0	0
24	Kyanna Morgan	19:49	0-2	0-1	0-0	0	2	2	0	1	0	1	0	0
23	Carmen Williams	14:42	0-4	0-0	0-0	0	2	2	0	0	0	1	0	0
1	Vanessa Blake	17:26	0-0	0-0	0-0	2	1	3	3	0	0	4	0	0
15	Danielle Montelbano	16:55	2-4	0-0	0-0	0	1	1	3	2	0	5	0	0
21	Madison Rossette	08:24	1-3	0-1	0-0	0	0	0	1	2	0	3	0	0
Team						2	3	5	0	0	2	0	0	0

GAME 5 - VS. BYU - 11.27.21



Official Basketball Box Score - Final
BYU at West Virginia
11/27/21 McArthur Center, St. Petersburg
2021-22 Women's Basketball

Game Time: 1:00 PM
Game Duration: 1:45
Attendance: 387

Officials:

BYU - 58

Record: 7-6

NO. Name	Min	FG M-A	3P M-A	FT M-A	Rebounds OR DR TOT	Fouls PF FD	TP	AS	TO	ST	Blocks BS BA	+/-
12 Lauren Gustin	F 30:58	3-7	0-0	1-2	3 5 8	3 4 7	3	1	2	0	1	11
2 Shylae Gonzales	G 35:38	6-11	2-4	6-6	2 4 6	1 4 20	2	4	0	0	0	7
5 Maria Albiero	G 36:15	1-3	0-1	0-0	0 0 0	0 0 0	2	5	3	1	0	1
10 Megan Graham	G 38:37	4-10	3-9	0-0	0 2 2	3 4 11	3	7	2	1	0	4
13 Paisley Harding	G 28:48	5-10	1-2	2-3	0 2 2	3 1 13	0	3	3	0	1	17
3 Nani Falatea	17:19	0-1	0-1	0-0	0 1 1	2 1 0	0	1	3	0	0	-26
22 Sara Hamson	06:59	0-0	0-0	0-0	0 1 1	2 0 0	0	0	1	0	3	-10
25 Emma Calvert	05:26	2-2	1-1	0-0	0 1 1	2 0 0	5	0	1	0	2	0
Team					1 4 5		0	2				
Totals		21-44	7-18	9-11	6 20 26	16 14	58	13	23	11	6	2 1

Technical Fouls:NONE

Shooting By Period	1st FG%	2nd FG%	3rd FG%	4th FG%	GM FG%
1st FG%	4-10 40.0%				
3PT%	1-2 33.3%				
FT%	2-6 50.0%				
2nd FG%	6-10 60.0%				
3PT%	2-4 50.0%				
FT%	4-4 100%				
3rd FG%	7-16 43.8%				
3PT%	2-6 33.3%				
FT%	0-1 0%				
4th FG%	4-8 50.0%				
3PT%	1-2 50.0%				
FT%	4-4 100%				
GM FG%	21-44 47.7%				
3PT%	7-18 38.9%				
FT%	9-11 81.8%				

Dead Ball Rebounds: 1, 0

West Virginia - 57

Record: 4-1

NO. Name	Min	FG M-A	3P M-A	FT M-A	Rebounds OR DR TOT	Fouls PF FD	TP	AS	TO	ST	Blocks BS BA	+/-
24 Esmery Martinez	F 29:38	8-13	0-1	2-4	5 1 6	2 3 18	1	5	3	0	2	-7
14 Kari Niblack	F 13:46	2-4	0-0	1-2	0 0 0	2 2 5	1	2	2	2	0	-8
00 Jayla Hemingway	G 17:23	1-3	0-0	2-2	1 0 1	2 1 4	3	2	0	0	0	-4
3 Kristen Deans	G 38:23	6-13	4-8	1-2	1 5 6	3 3 17	3	9	1	0	0	-3
30 Madison Smith	G 34:43	0-8	0-2	0-0	1 1 2	0 1 0	2	1	3	0	2	-10
22 Blessing Ejorfor	17:36	0-1	0-0	0-0	0 7 7	3 0 0	0	0	0	0	0	6
5 Jasmine Carson	04:27	0-0	0-0	0-0	0 1 1	0 0 0	0	0	0	0	0	-2
24 Savannah Samuel	19:47	1-5	0-3	0-0	0 1 1	0 0 2	2	0	1	1	0	6
11 Ja'Naiya Quinerly	05:17	0-0	0-0	0-0	0 0 0	0 1 0	1	0	0	0	0	9
21 Ariana Gray	13:48	3-6	0-0	3-4	6 0 6	1 3 9	2	3	0	0	1	0
20 Yemiyah Morris	05:12	1-1	0-0	0-1	0 0 0	1 2 2	0	0	1	0	0	0
Team					2 2 4		0	0				
Totals		22-54	4-14	9-15	16 18 34	14 16	57	15	23	10	2	6 -1

Technical Fouls:NONE

Shooting By Period	1st FG%	2nd FG%	3rd FG%	4th FG%	GM FG%
1st FG%	8-15 53.3%				
3PT%	1-3 33.3%				
FT%	4-5 80%				
2nd FG%	6-15 40.0%				
3PT%	1-7 14.3%				
FT%	3-6 50%				
3rd FG%	3-13 23.1%				
3PT%	0-1 0.0%				
FT%	1-2 50%				
4th FG%	5-11 45.5%				
3PT%	2-3 66.7%				
FT%	1-2 50%				
GM FG%	22-54 40.7%				
3PT%	4-14 28.6%				
FT%	9-15 60.0%				

Dead Ball Rebounds: 2, 0

	BYU	WVU
Biggest lead	3 (1 st 7:50)	13 (2 nd 6:41)
Best Scoring Run	10 (3 rd 6:24)	13 (1 st 1:16)
Lead Changes	6	
Times Tied	6	
Time with Lead	10:52	26:17

	WVU	UK
Biggest lead	3 (2 nd 9:51)	26 (4 th 7:41)
Best Scoring Run	5 (1 st 7:03)	14 (4 th 7:41)
Lead Changes	6	
Times Tied	4	
Time with Lead	05:15	30:56

Points from Turnovers	WVU	UK
Turnovers	8	17
Paint	30	32
Second Chance	5	21
Fast Breaks	6	7
Bench	14	20

Period by Period Scoring	1st	2nd	3rd	4th	TOT
WVU	17	14	14	15	60
UK	16	24	22	21	83

GAME 6 - AT #16/18 KENTUCKY - 12.1.21



Official Basketball Box Score - Final
West Virginia at Kentucky
12/01/21 Memorial Coliseum, Lexington
2021-22 Women's Basketball

Game Time: 7:00 PM
Game Duration: 1:58
Attendance: 3,587

Officials: Gina Cross, Angelica Suffren, Roy Gubayben

West Virginia - 60

Record: 4-2

NO. Name		Min	FG M-A	3P M-A	FT M-A	Rebounds OR DR TOT	Fouls PF FD	TP	AS	TO	ST	Blocks BS BA	+/-
12 Esmery Martinez	F	29:52	5-13	0-0	4-6	2 8 10	2 5 14	3	3	0	0	4	-12
14 Kari Niblack	F	23:48	1-5	0-0	0-0	3 2 5	2 1 2	1	1	1	1	0	-8
00 Jayla Hemingway	G	25:17	2-7	1-3	3-6	0 1 1	4 4 8	2	0	1	0	0	-12
3 Kristen Deans	G	25:39	8-13	2-3	2-2	0 1 1	5 2 20	2	3	2	0	1	-10
30 Madison Smith	G	27:31	1-4	0-0	0-0	0 0 0	0 3 0	2	3	4	1	0	-13
22 Blessing Ejorfor		08:03	1-2	0-0	0-0	0 2 2	1 0 2	1	1	0	0	1	-22
21 Ariana Gray		14:38	2-5	0-0	1-2	1 1 2	2 1 5	0	2	0	0	1	-19
11 Ja'Naiya Quinerly		12:29	1-4	0-0	0-0	0 1 1	1 1 2	1	0	1	0	0	-10
5 Jasmine Carson		17:46	2-6	1-5	0-0	1 1 2	2 1 5	1	0	0	0	0	-13
24 Savannah Samuel		13:11	0-2	0-0	0-0	0 1 1	0 0 0	1	0	1	0	1	-9
20 Yemiyah Morris		01:46	0-1	0-0	0-0	0 0 0	0 0 0	0	0	0	0	0	-7
Team						2 1 3		0	0	1			
Totals		23:62	4-11	10-16	9 19 28	22 15	60	15	15	7	0	10	23

Technical Fouls: NONE

Technical Fouls:NONE

Shooting By Period	1st FG%	2nd FG%	3rd FG%	4th FG%	GM FG%
1st FG%	7-16 43.8%				
3PT%	3-5 60.0%				
FT%	0-1 0.0%				
2nd FG%	5-15 33.3%				
3PT%	0-1 0.0%				
FT%	4-4 100%				
3rd FG%	6-14 42.9%				
3PT%	1-1 100.0%				
FT%	1-3 33.3%				
4th FG%	5-17 29.4%				
3PT%	0-4 0.0%				
FT%	5-7 71.4%				
GM FG%	23-62 37.1%				
3PT%	4-11 36.4%				
FT%	10-16 62.5%				

Dead Ball Rebounds: 5, 0

Kentucky - 83

Record: 5-1

NO. Name	Min	FG M-A	3P M-A	FT M-A	Rebounds OR DR TOT	Fouls PF FD	TP	AS	TO	ST	Blocks BS BA	+/-
44 Dre'una Edwards	F 32:35	8-15	3-4	0-2	3 7 10	3 3 19	2	4	1	6	0	22
1 Robyn Benton	G 17:55	1-1	0-0	2-2	0 1 1	3 1 4	2	3	2	0	0	-4
3 Jazmine Massengill	G 33:39	2-3	1-2	1-2	1 3 4	1 1 6	9	1	0	1	0	25
10 Rhyme Howard	G 27:14	5-7	8-10	2	5 5 7	1 7 27	4	3	3	0	0	18
12 Treasure Hunt	G 21:15	2-7	1-3	2-4	2 2 4	2 2 2	7	2	1	0	2	9
11 Jada Walker	25:36	6-12	1-3	0-1	0 4 4	1 4 13	1	4	1	0	0	23
00 Olivia Owens	G 16:03	3-4	0-0	1-1	2 2 4	1 3 7	0	1	0	1	0	13
34 Emma King	08:52	0-0	0-0	0-0	0 0 0	0 0 0	0	1	1	0	0	0
21 Nyah Leverette	08:05	0-0	0-0	0-2	1 3 4	2 1 0	0	0	1	0	0	0
4 Kristen Crenshaw-Gill	01:53	0-1	0-0	0-0	0 0 0	0 0 0	0	0	0	0	0	-2
Team					2 3 5		0	0				
Totals	29:57	11-19	14-24	13 30	43 15	22 83	21	19	7	10	0 23	
Technical Fouls: NONE												

Technical Fouls:NONE

Shooting By Period	1st FG%	2nd FG%	3rd FG%	4th FG%	GM FG%
1st FG%	6-14 42.9%				
3PT%	2-6 33.3%				
FT%	2-2 100%				
2nd FG%	9-18 50.0%				
3PT%	5-7 71.4%				
FT%	1-3 33.3%				
3rd FG%	7-13 53.8%				
3PT%	2-4 50.0%				
FT%	6-12 50%				
4th FG%	7-12 58.3%				
3PT%	2-2 100.0%				
FT%	5-7 71.4%				
GM FG%	29-57 50.9%				
3PT%	11-19 57.9%				
FT%	14-24 58.3%				

Dead Ball Rebounds: 6, 1

GAME 7 - CHARLOTTE - 12.7.21



Official Basketball Box Score - Final
Charlotte at West Virginia
12/07/21 WVU Coliseum, Morgantown
2021-22 Women's Basketball

Game Time: 7:00 PM
Game Duration: 1:55
Attendance: 1,005

Officials: Dee Kantner, Mark Zent, Maggie Teyan

Charlotte - 54

Record: 3-5

No.	Name	Min	FG	3P	FT	Rebounds	Fouls	TP	AS	TO	ST	Blocks	+/-
			M	A	M	A	OR	DR	TOT	PF	FD	BS	
24	Molina Williams	F 15:50	2-3	0-0	2-2	0 3 3	2 3	6	0	0	0	0	-5
40	KeKe McKinney	F 28:47	1-5	1-2	0-0	0 1 1	2 0	3	2	4	3	0	-10
12	Mikayla Boykin	G 37:01	5-12	2-7	1-2	0 2 2	4 13	3	4	1	0	2	-13
13	Octavia Jett-Wilson	G 33:35	1-10	1-5	2-4	0 0 0	4 2 5	5	5	4	3	1	-13
15	Jada McMillan	G 37:01	4-10	0-0	0-0	1 5 6	3 3 8	4	3	1	1	0	-1
23	Kameron Roach	12:23	2-4	0-1	0-2	0 0 0	1 1 4	2	3	4	0	0	-6
20	Jaccee Busick	21:21	2-4	1-3	0-0	1 2 3	3 0 5	1	1	0	0	0	-2
1	Mya McGraw	13:54	5-5	0-0	0-0	1 1 2	0 1 10	0	1	0	0	0	-5
44	Angel Middleton	00:08	0-0	0-0	0-0	0 0 0	0 0 0	0	0	0	0	0	0
Team							2 2 4	0	1				
Totals			22-53	5-18	5-10	5 16 21	17 14	54	17	21	12	2 2	-11

GAME 9 - VS. #16/16 SOUTH FLORIDA - 12.20.21



Official Basketball Box Score - Final
South Fla. at West Virginia
12/20/21 Student Life Center, West Palm Beach
2021-22 Women's Basketball

Game Time: 1:47 PM
Game Duration: 1:41

Officials:

South Fla. - 77

Record: 9-3

NO.	Name	Min	FG M-A	3P M-A	FT M-A	OR REB	DR TOT	Fouls PF	TP	AS	TO	ST	Blocks BS	+/-																																	
20	Bethy Mununga	F 36:38	4-7	0-2	2-2	2	9	11	2	2	10	6	1	2	1	0	27																														
32	Dulcy Mendijadeu Fankam	F 19:24	5-8	0-0	4-5	4	8	12	4	7	14	1	0	0	0	1	24																														
3	Sydni Harvey	G 23:57	3-7	2-5	2-2	1	0	1	2	4	10	0	2	0	0	0	13																														
4	Elisa Pinzan	G 31:21	3-5	1-1	1-2	0	1	1	2	1	8	5	4	0	0	0	26																														
5	Elena Tsineke	G 30:44	8-15	1-1	3-3	1	1	2	3	3	20	3	1	0	0	0	23																														
21	Shae Leverett	16:56	0-0	0-0	0-0	0	1	1	5	0	0	0	2	0	0	0	4																														
1	Maria Alvarez	21:37	5-6	4-4	0-0	2	2	2	1	0	14	2	4	1	0	0	18																														
12	Cristina Bermejo	07:45	0-0	0-0	0-0	1	0	1	1	0	0	0	2	0	0	0	-6																														
22	Aerial Wilson	03:32	0-0	0-0	0-0	0	0	0	0	0	1	0	0	0	0	0	0																														
0	Odeth Betancourt	02:14	0-0	0-0	0-0	0	0	0	0	0	0	1	0	0	0	0	-1																														
2	Mihaela Latic	01:51	0-0	0-0	1-2	0	0	0	0	1	1	0	0	0	0	0	-5																														
13	Sara Guerreiro	01:51	0-0	0-0	0-0	0	0	0	0	0	0	1	0	0	0	0	-5																														
11	Patience Williams	01:26	0-0	0-0	0-0	0	0	0	0	1	0	0	0	0	0	0	-5																														
24	Bella Weary	00:44	0-0	0-0	0-0	0	0	0	0	0	0	0	0	0	0	0	-3																														
Team						1 4 5						0																																			
Totals			28-48			8-13			13-16			10			26			36			21			19			77			17			18			3			1			1			22		

Technical Fouls:NONE

Shooting By Period	
1st FG%	8-14 57.1%
3PT%	2-4 50.0%
FT%	4-5 80%
2nd FG%	6-10 60.0%
3PT%	2-4 50.0%
FT%	0-0 0%
3rd FG%	7-13 53.8%
3PT%	3-3 100.0%
FT%	5-6 83.3%
4th FG%	7-11 63.6%
3PT%	1-2 50.0%
FT%	4-5 80%
GM FG%	28-48 58.3%
3PT%	8-13 61.5%
FT%	13-16 81.3%

Dead Ball Rebounds: 1, 0

West Virginia - 55

Record: 6-3

No.	Name	Min	FG	3P	FT	Rebounds			Fouls		TP	AS	TO	ST	Blocks		+/-
			M-A	M-A	M-A	OR	DR	TOT	PF	FD					BS	BA	
12	Esmy Martinez	F 27:54	2-4	0-0	2-3	0	2	2	1	3	6	0	4	0	1	0	-28
14	Kari Niblack	F 16:32	2-6	0-0	2-4	2	1	3	4	2	6	0	1	0	0	0	-6
00	Jayla Hemingway	G 13:21	0-2	0-1	0-0	0	1	1	5	0	0	1	1	0	0	0	-14
3	Kirsten Deans	G 37:10	5-10	0-1	3-4	0	1	1	3	5	13	5	3	1	0	0	-23
30	Madisen Smith	G 32:46	5-11	3-7	2-3	0	0	0	5	15	2	0	0	0	0	0	-14
5	Jasmine Carson	12:06	2-6	1-4	0-0	0	1	1	0	1	5	0	1	0	0	0	-8
22	Blessing Ejfor	13:43	0-2	0-0	0-0	2	0	2	1	0	0	1	1	0	0	0	-8
11	Ja'Naiya Quinerly	21:10	2-5	1-2	1-2	0	1	1	3	3	6	0	1	2	0	0	-16
24	A'riana Gray	16:28	0-3	0-1	0-0	1	4	5	1	0	0	1	1	1	0	0	3
2	Savannah Samuel	03:27	1-1	0-0	1-1	1	0	1	1	1	3	0	0	0	0	0	9
20	Yemiyah Morris	05:23	0-0	0-0	1-2	0	0	0	1	1	1	0	1	0	0	0	-5
Team						1	1	2			0						
Totals			19-50	5-16	12-19	7	12	19	19	21	55	10	14	4	1	1	22
Technical Fouls: NONE																	

Technical Fouls:NONE

Shooting By Period	
1st FG%	5-14 35.7%
3PT%	2-6 33.3%
FT%	5-7 71.4%
2nd FG%	3-11 27.3%
3PT%	1-4 25.0%
FT%	3-6 50%
3rd FG%	5-11 45.5%
3PT%	1-2 50.0%
FT%	2-3 66.7%
4th FG%	6-14 42.9%
3PT%	1-4 25.0%
FT%	2-3 66.7%
GM FG%	19-50 38.0%
3PT%	5-16 31.3%
FT%	12-19 63.2%

Dead Ball Rebounds: 5, 0

USF		WVU
Biggest lead	29 (4th 4:18)	0 (1st 10:00)
Best Scoring Run	11 (3rd 0:06)	6 (1st 1:38)
Lead Changes	0	
Times Tied	0	
Time with Lead	38:41	00:00

Points from Turnovers		USF	WVU
Turnovers		19	18
Paint		30	18
Second Chance		13	6
Fast Breaks		6	11
Bench		15	15

Period by Period Scoring					
	1st	2nd	3rd	4th	TOT
USF	22	14	22	19	77
WVU	17	10	13	15	55

GAME 10 - VS. MICHIGAN STATE - 12.21.21



Official Basketball Box Score - Final
West Virginia at Michigan St.
12/21/21 Student Life Center, West Palm Beach
2021-22 Women's Basketball

Game Time: 11:00 AM
Game Duration: 1:44

Officials: Maggie Tieman, Netta Christensen, Dave Jenkins

West Virginia - 74

Record: 7-3

No.	Name	Min	FG M-A	3P M-A	FT M-A	Rebounds OR DR TOT	Fouls PF FD	TP	AS	TO	ST	Blocks BS BA	+/-				
12	Esmy Martinez	F 26:10	9-13	1-2	2-3	4	7	11	0	2	21	0	2	2	1	22	
14	Kari Niblack	F 06:29	1-2	0-0	0-0	0	1	1	3	1	2	0	1	0	0	3	
00	Jayla Hemingway	G 21:49	4-7	1-3	0-0	1	1	2	1	0	9	1	3	2	1	0	12
3	Kirsten Deans	G 24:58	2-10	0-4	0-0	0	1	1	4	2	4	10	3	1	0	1	16
30	Madisen Smith	G 29:24	1-7	0-2	0-0	0	2	2	5	0	2	5	0	0	0	0	19
22	Blessing Ejfor	19:04	1-1	0-0	1-2	2	10	12	2	4	3	0	0	1	2	0	15
11	Ja'Naiya Quinerly	14:31	1-3	0-0	2-2	0	1	1	3	1	4	3	1	0	1	1	6
24	A'riana Gray	14:56	3-6	0-0	0-2	0	2	2	0	1	6	0	2	1	1	1	-4
2	Savannah Samuel	17:05	3-5	1-2	0-0	1	0	1	0	2	7	2	0	1	0	0	0
5	Jasmine Carson	12:13	3-6	2-3	0-0	1	1	1	0	1	8	1	1	0	0	0	7
20	Yemiyah Morris	12:28	3-4	0-0	2-2	2	2	4	2	2	6	0	0	0	1	0	5
33	Ja'Anna Cunningham	00:53	0-0	0-0	0-0	0	1	1	0	0	0	0	0	0	1	0	-1
Team						1	1	2			0		1				
Totals			31-64	5-16	7-11	11	30	41	22	14	74	22	14	8	9	4	20

Technical Fouls:NONE

Shooting By Period	
1st FG%	9-17 52.9%
3PT%	2-6 33.3%
FT%	0-0 0%
2nd FG%	9-16 56.3%
3PT%	1-4 25.0%
FT%	0-0 0%
3rd FG%	9-18 50.0%
3PT%	0-3 0.0%
FT%	3-4 75%
4th FG%	8-13 61.5%
3PT%	2-3 66.7%
FT%	4-7 57.1%
GM FG%	31-64 48.4%
3PT%	5-16 31.3%
FT%	7-11 63.6%

Dead Ball Rebounds: 2, 0

Michigan St. - 54

Record: 7-6

No.	Name		Min	FG M-A	3P M-A	FT M-A	Rebounds			Fouls PF FD	TP	AS	TO	ST	Blocks BS BA	+/-		
4	Alisia Smith	F	19:53	0-5	0-0	0-0	2	4	6	2	0	0	1	3	0	2	-19	
0	DeeDee Hagemann	G	38:17	3-10	3-5	4-9	0	4	4	0	8	13	5	4	0	2	-14	
2	Tamara Farquhar	G	23:32	1-7	0-0	0-0	0	3	4	7	2	2	1	2	1	0	-16	
11	Matilda Ekh	G	36:08	1-5	1-3	2-2	2	5	7	2	3	5	2	3	0	1	-23	
24	Nia Clouden	G	36:24	6-16	0-2	10-11	0	2	2	0	10	22	1	4	2	0	-26	
14	Taiyair Parks		24:26	4-8	0-0	0-0	1	4	5	5	0	8	0	2	3	2	-5	
12	Isaline Alexander		10:24	1-2	0-0	2-2	1	0	1	2	1	4	0	3	0	1	-2	
21	Laurel Jacmain		07:26	0-0	0-0	0-0	0	1	1	0	0	0	0	0	0	0	0	
20	Jayla James		01:45	0-0	0-0	0-0	1	0	1	1	0	0	0	0	0	0	2	
23	Brooklyn Rewers		01:45	0-2	0-0	0-0	0	0	0	0	0	0	0	0	0	1	2	
Team							3	0	3			0						
Totals				16-55	4-10	18-24	13	24	37	14	22	54	9	19	6	4	9	20

Technical Fouls:NONE

Shooting By Period	
1st FG%	6-19 31.6%
3PT%	2-7 28.6%
FT%	4-4 100%
2nd FG%	2-11 18.2%
3PT%	0-0 0.0%
FT%	7-10 70%
3rd FG%	4-13 30.8%
3PT%	1-1 100.0%
FT%	3-4 75%
4th FG%	4-12 33.3%
3PT%	1-2 50.0%
FT%	4-6 66.7%
GM FG%	16-55 29.1%
3PT%	4-10 40.0%
FT%	18-24 75.0%

Dead Ball Rebounds: 2, 0

WVU		MSU
Biggest lead	22 (4th 1:48)	6 (1st 0:37)
Best Scoring Run	10 (3rd 5:09)	7 (1st 0:37)
Lead Changes	6	
Times Tied	4	
Time with Lead	28:35	06:23

Points from Turnovers		WVU	MSU
Turnovers		26	10
Paint		42	18
Second Chance		13	8
Fast Breaks		11	7
Bench		36	12

Period by Period Scoring					
	1st	2nd	3rd	4th	TOT
WVU	12	19	21	22	74
MSU	18	11	12	13	54

GAME 11 - AT #14/14 IOWA STATE - 1.2.22

GAME 13 - TEXAS TECH - 1.12.22



Official Basketball Box Score - Final
Texas Tech at West Virginia
01/12/22 WVU Coliseum, Morgantown, W.Va.
2021-22 Women's Basketball

Game Time: 7:00 PM
Game Duration: 1:59
Attendance: 1,075

Texas Tech - 53

Record: 8-7 (1-3)

NO.	Name	Min	FG	3P	FT	Rebounds	Fouls	TP	AS	TO	ST	Blocks	+/-
			M-A	M-A	M-A	OR DR TOT	PF FD					BS BA	
24	Taylah Thomas	F 27:25	2-5	0-0	2-2	1 5 6	3 2 6	0	1	0	0	1	-6
1	Ella Tolafson	C 22:18	2-6	0-0	2-5	1 6 7	1 5 6	1	2	1	0	1	-4
4	Lexy Hightower	G 28:06	4-8	3-5	0-0	0 3 3	3 0 11	1	2	2	0	0	-9
12	Vivian Gray	G 37:18	7-21	0-4	2-4	2 5 7	1 4 16	3	3	3	0	0	-8
32	Tatum Veitenheimer	G 29:11	0-2	0-1	0-0	0 2 2	1 2 0	0	3	6	4	0	-9
23	Khadija Faye	17:24	1-5	0-0	2-2	4 1 5	4 2 4	0	2	1	2	2	3
5	Rhylee McKinney	11:02	2-4	0-0	0-0	0 0 0	0 0 4	1	0	1	0	0	-2
10	Bryn Gerlich	16:59	1-6	1-4	0-0	0 0 0	5 1 3	4	2	0	0	0	-10
33	Chantae Embry	10:17	1-5	0-1	1-1	2 0 2	1 2 3	0	1	0	0	1	-10
Team						7 2 9				0	2		
Totals			20-62	4-15	9-14	17 24 41	19 18 53	13	21	12	2	6	-11

Officials: Jesse Dickerson, Doug Knight, Natasha Camy

Technical Fouls: Team 4th 1:08

Dead Ball Rebounds: 2, 0

Shooting By Period

1st FG% 3-14 21.4%

3PT% 1-1 100.0%

FT% 1-2 50%

2nd FG% 6-16 37.5%

3PT% 0-4 0.0%

FT% 2-2 100%

3rd FG% 9-18 50.0%

3PT% 3-5 60.0%

FT% 3-6 50%

4th FG% 2-14 14.3%

3PT% 0-5 0.0%

FT% 3-4 75%

GM FG% 20-62 32.3%

3PT% 4-15 26.7%

FT% 9-14 64.3%

Dead Ball Rebounds: 2, 0

West Virginia - 64

Record: 8-5 (1-2)

NO.	Name	Min	FG	3P	FT	Rebounds	Fouls	TP	AS	TO	ST	Blocks	+/-
			M-A	M-A	M-A	OR DR TOT	PF FD					BS BA	
12	Esmyery Martinez	F 21:56	1-8	0-1	1-2	1 6 7	4 1 3	1	1	0	1	1	3
20	Yemiyah Morris	C 09:47	2-4	0-0	0-0	2 1 3	2 0 4	0	2	0	0	0	4
00	Jayla Hemingway	G 19:00	1-4	0-1	0-0	0 1 1	1 1 2	0	3	0	0	0	0
3	Kirsten Deans	G 34:01	4-12	3-6	4-4	0 4 4	4 4 15	5	2	3	0	0	6
30	Madsen Smith	G 34:19	2-6	0-2	11-12	0 4 4	4 3 15	2	3	3	0	1	10
22	Blessing Ejorfor	08:42	0-0	0-0	0-2	2 1 3	3 1 0	0	1	0	1	0	-8
14	Kari Niblack	25:22	1-2	0-0	4-6	3 3 6	1 3 6	0	1	0	4	0	11
24	Savannah Samuel	14:35	0-5	0-2	1-2	1 1 2	0 2 1	0	1	1	0	0	17
21	A'riana Gray	11:34	2-4	0-0	0-0	2 1 3	0 1 4	0	2	1	0	0	7
11	Ja'Naiya Quinerly	17:15	5-6	1-2	0-0	1 1 0	0 0 3	0	0	0	0	0	2
5	Jasmine Carson	03:29	1-2	1-2	0-0	0 0 0	0 0 3	0	0	0	0	0	1
Team						1 5 6				0	0		
Totals			19-53	5-16	21-28	12 28 40	18 19 64	13	18	9	6	2	11

Technical Fouls: NONE

Dead Ball Rebounds: 5, 0

	TTU	WVU
Biggest lead	4 (3 rd 0:23)	11 (4 th 0:34)
Best Scoring Run	12 (3 rd 5:38)	8 (4 th 0:51)
Lead Changes	6	
Times Tied	1	
Time with Lead	10:29	28:44

Points from Turnovers	TTU	WVU
Paint	24	22
Second Chance	16	2
Fast Breaks	9	19
Bench	14	25

Period by Period Scoring	1st	2nd	3rd	4th	TOT
TTU	8	14	24	7	53
WVU	9	20	16	19	64

GAME 14 - AT #13/12 TEXAS - 1.15.22



Official Basketball Box Score - Final
West Virginia at Texas
01/15/22 Frank Erwin Center, Austin, TX
2021-22 Women's Basketball

Game Time: 7:00 PM
Game Duration: 2:02
Attendance: 2,843

West Virginia - 57

Record: 8-6 (1-3)

NO.	Name	Min	FG	3P	FT	Rebounds	Fouls	TP	AS	TO	ST	Blocks	+/-
			M-A	M-A	M-A	OR DR TOT	PF FD					BS BA	
12	Esmyery Martinez	F 17:49	1-5	0-0	0-0	1 4 5	5 0 2	2	1	0	0	0	-4
20	Yemiyah Morris	C 07:35	0-0	0-0	1-2	0 2 0	0 1 1	0	0	0	2	0	2
00	Jayla Hemingway	G 26:32	2-5	0-1	0-0	1 0 1	4 0 4	1	4	1	4	1	-18
3	Kirsten Deans	G 28:42	9-13	1-4	0-0	0 3 3	4 2 19	3	1	0	0	0	-8
30	Madsen Smith	G 37:10	0-3	0-3	1-2	0 1 1	4 4 1	4	6	1	1	0	-14
22	Blessing Ejorfor	13:35	0-0	0-0	0-0	1 1 2	4 0 0	0	0	0	0	0	-6
14	Kari Niblack	16:15	3-5	0-0	0-0	2 1 3	4 3 6	0	2	0	0	0	-11
21	A'riana Gray	13:05	2-5	0-0	0-0	0 0 0	2 0 2	4	0	1	0	0	-7
24	Savannah Samuel	11:53	0-1	0-0	1-2	2 0 2	2 1 1	1	0	1	0	0	-12
11	Ja'Naiya Quinerly	27:24	8-16	2-5	1-1	0 2 2	2 4 19	2	1	2	0	0	-2
Team						1 3 4				0	3		
Totals			25-53	3-13	4-7	8 17 25	30 15 57	12	20	4	3	2	-16

Officials: Gina Gross, Beverly Roberts, Eric Brewster

Technical Fouls: NONE

Dead Ball Rebounds: 2, 0

Shooting By Period

1st FG% 6-18 33.3%

3PT% 0-1 0.0%

FT% 2-4 50%

2nd FG% 4-8 50.0%

3PT% 0-1 0.0%

FT% 2-3 66.7%

3rd FG% 7-15 46.7%

3PT% 1-4 25.0%

FT% 0-0 0%

4th FG% 8-12 66.7%

3PT% 1-4 25.0%

FT% 0-0 0%

GM FG% 25-53 47.2%

3PT% 3-13 23.1%

FT% 4-7 57.1%

Dead Ball Rebounds: 2, 0

Texas - 73

Record: 12-3 (2-2)

NO.	Name	Min	FG	3P	FT	Rebounds	Fouls	TP	AS	TO	ST	Blocks	+/-
			M-A	M-A	M-A	OR DR TOT	PF FD					BS BA	
1	Lauren Ebo	F 29:38	1-5	0-0	8-8	3 6 9	2 4 10	0	1	0	1	2	11
5	DeYona Gaston	F 13:33	0-1	0-0	2-2	0 2 2	1 2 2	0	0	0	0	1	0
20	Aiyah Matharu	G 37:25	8-16	2-8	8-11	1 2 3	4 9 26	2	4	1	0	0	15
3	Rori Harmon	G 34:18	5-10	0-0	1-4	0 9 9	3 7 11	3	3	5	0	0	18
11	Joanne Allen-Taylor	G 39:25	0-6	0-0	0-0	1 1 0	1 2 0	0	0	4	1	0	16
31	Audrey Warren	30:32	5-6	1-2	6-6	3 1 4	1 4 17	0	1	2	0	0	15
22	Kyndall Hunter	04:16	0-0	0-0	0-0	0 0 0	0 0 0	0	0	1	0	0	-1
21	Asiyah Moore	06:17	3-5	0-0	1-2	2 0 2	2 4 7	0	0	0	0	1	6
10	Shay Halle	02:35	0-1	0-1	0-0	0 0 0	0 0 0	0	0	0	0	0	0
35	Latasha Lattimore	02:01	0-0	0-0	0-0	0 0 0	0 0 0	0	0	0	0	0	-1
Team						3 1 4				0	0		
Totals			22-50	3-11	26-33	13 21 34	15 30 73	5	14	9	2	3	16

Technical Fouls: NONE

	WVU	TEXAS
Biggest lead	8 (1 st 6:42)	23 (3 rd 5:20)
Best Scoring Run	7 (1 st 8:23)	11 (1 st 4:05)
Lead Changes	1	
Times Tied	1	
Time with Lead	05:00	34:36

Points from Turnovers	WVU	TEXAS
Paint	10	19
Second Chance	30	28
Fast Breaks	9	12
Bench	30	24

Period by Period Scoring	1st	2nd	3rd	4th	TOT
WVU	15	10	15	17	57
TEXAS	19	20	17	17	73

GAME 15 - NO. 14/19 OKLAHOMA - 1.19.22



Official Basketball Box Score - Final
Oklahoma at West Virginia
01/19/22 WVU Coliseum, Morgantown
2021-22 Women's Basketball

Game Time: 7:00 PM
Game Duration: 2:06
Attendance: 1,084

Oklahoma - 88

Record: 16-2 (5-1)

No.	Name	Min	FG	3P	FT	Rebounds	Fouls	TP	AS	TO	ST	Blocks	+/-
			M-A	M-A	M-A	OR DR TOT	PF FD					BS BA	
34	Liz Scott	F 16:24	2-7	0-0	1-2	2 3 5	5 3	5	1	2	1	0	21
1	Nyaeah Tot	G 34:33	2-5	2-2	3-4	1 2 3	1 2	9	8	3	1	0	2
4	Kennady Tucker	G 34:47	0-1	0-0	6-10	2 2 4	1 5	6	5	2	3	0	18
25	Madi Williams	G 34:04	8-15	0-3	7-10	1 8 9	1 6	23	5	6	5	0	10
30	Taylor Robertson	G 38:45	6-12	5-10	5-5	0 4 4	3 3	22	2	4	0	0	16
24	Skyler Vann	17:12	7-11	1-3	0-0	1 3 4	4 0	15	1	1	0	0	2
23	Kaley Perkins	11:55	2-4	2-4	0-0	0 1 1	2 0	6	0	0	0	1	3
33	Emma Svoboda	08:56	1-2	0-0	0-0	0 1 1	3 0	2	0	2	0	1	-2
12	Gabby Gregory	03:24	0-0	0-0	0-0	0 0 0	3 1	0	0	1	0	0	-7
Team						3 7 10			0	0			
Totals			28-57	10-22	22-31	30 31 41	23 20	88	22	21	3	5	12

GAME 17 - TCU - 1.25.22



Official Basketball Box Score - Final
TCU at West Virginia
 01/25/22 WVU Coliseum, Morgantown, W.Va.
 2021-22 Women's Basketball

Game Time: 7:00 PM
 Game Duration: 1:50
 Attendance: 1,126

Officials: Brian Hall, Jesse Dickerson, Nykhesha Thompson

TCU - 54

Record: 6-19 (3-5)

NO.	Name	Min	FG	3P	FT	Rebounds	Fouls	TP	AS	TO	ST	Blocks	+/-
			M-A	M-A	M-A	OR DR TOT	PF FD					BS BA	
4	Okoko Adika	F 26:28	3-9	2-6	1-2	0 5 5	2 1 9	0	2	0	0	1	-11
5	Yummy Morris	F 24:44	2-5	0-0	0-0	2 1 3	4 3 4	4	4	1	2	0	3
23	Michelle Berry	F 37:25	4-9	1-6	0-0	0 6 6	0 1 9	2	3	1	0	0	-12
1	Aahliyah Jackson	G 12:27	0-0	0-0	0-0	0 1 1	2 0 0	0	2	0	0	0	5
20	Lauren Heard	G 40:00	2-8	0-2	13-18	1 3 4	3 9 17	3	8	1	1	1	-12
2	Tara Manumaleuga	13:37	1-2	0-1	1-1	0 1 1	0 1 3	0	2	1	1	0	-7
32	Patricia Morris	04:40	0-1	0-0	0-0	0 0 0	1 1 0	0	0	1	0	0	-9
15	Aja Holmes	27:36	3-7	3-6	0-0	0 0 0	0 3 9	0	0	0	0	1	-6
13	Tavy Diggs	05:58	0-2	0-0	0-0	0 1 1	1 0 0	1	2	0	0	1	-10
24	Kayla Mokwuh	07:05	1-1	0-0	1-2	0 1 1	3 1 3	0	0	0	1	0	-1
Team						0 0 0	0 0 0				0 0		
Totals			16-44	6-21	16-23	3 19 22	16 20 54	12	22	4	4	4	-12

Technical Fouls: NONE

Shooting By Period		1st	2nd	3rd	4th	OT
FG	%	9-22	11-22	11-22	11-22	0-0
3PT	%	2-6	0-0	0-0	0-0	0-0
FT	%	1-2	50%			
2nd FG	%	8-14	57.1%			
3PT	%	3-7	42.9%			
FT	%	2-3	66.7%			
3rd FG	%	3-8	37.5%			
3PT	%	2-6	33.3%			
FT	%	9-12	75%			
4th FG	%	5-13	38.5%			
3PT	%	1-6	16.7%			
FT	%	4-6	66.7%			
GM FG	%	16-44	36.4%			
3PT	%	6-21	28.6%			
FT	%	16-23	69.6%			

Dead Ball Rebounds: 6, 5

West Virginia - 66

Record: 10-7 (3-4)

NO.	Name	Min	FG	3P	FT	Rebounds	Fouls	TP	AS	TO	ST	Blocks	+/-
			M-A	M-A	M-A	OR DR TOT	PF FD					BS BA	
12	Esmy Martinez	F 33:24	6-14	2-4	2-2	3 7 10	2 2 16	4	2	1	1	1	4
22	Blessing Ejorfor	C 20:49	1-3	0-1	0-0	3 8 11	4 0 2	0	4	2	0	0	4
00	Jayla Hemingway	G 16:18	2-7	2-5	2-2	0 0 0	1 1 8	0	0	0	0	1	8
3	Kirsten Deans	G 23:41	3-8	3-7	0-0	1 2 3	3 3 9	3	3	3	0	0	8
30	Madisen Smith	G 34:52	1-9	1-3	0-0	0 1 1	3 2 3	4	3	1	0	1	8
11	Ja'Naiya Quinerly	25:55	6-11	1-2	0-0	2 0 2	2 1 13	5	0	2	1	0	5
14	Kari Niblack	17:53	3-5	0-1	1-2	1 3 4	3 7 7	1	3	0	2	0	11
21	Ariana Gray	05:44	2-5	0-0	0-0	2 1 3	2 0 4	0	0	0	0	1	0
24	Savannah Samuel	21:24	2-3	0-1	0-0	1 0 1	0 0 4	1	1	0	0	0	12
Team						1 0 1	0 0 0				0 0		
Totals			26-65	9-24	5-6	14 22 36	20 16 66	18	18	9	4	4	12

Technical Fouls: NONE

Shooting By Period		1st	2nd	3rd	4th	OT
FG	%	6-17	35.3%			
3PT	%	3-9	33.3%			
FT	%	2-2	100%			
2nd FG	%	10-17	58.8%			
3PT	%	2-5	40.0%			
FT	%	0-0	0%			
3rd FG	%	5-19	26.3%			
3PT	%	2-5	40.0%			
FT	%	0-0	0%			
4th FG	%	5-12	41.7%			
3PT	%	2-5	40.0%			
FT	%	3-4	75%			
GM FG	%	26-65	40.0%			
3PT	%	9-24	37.5%			
FT	%	5-6	83.3%			

Dead Ball Rebounds: 2, 4

	TCU	WVU
Biggest lead	0 (1st 10:00)	19 (2nd 9:42)
Best Scoring Run	8 (3rd 7:34)	17 (2nd 9:42)
Lead Changes	0	
Times Tied	0	
Time with Lead	00:00	39:42

Points from Turnovers	TCU	WVU
Paint	16	28
Second Chance	7	13
Fast Breaks	1	7
Bench	15	28

Period by Period Scoring	1st	2nd	3rd	4th	TOT
TCU	1	21	17	15	54
WVU	17	22	12	15	66

GAME 18 - NO. 11/14 BAYLOR - 1.29.22



Official Basketball Box Score - Final
Baylor at West Virginia
 01/29/22 WVU Coliseum, Morgantown, W.Va.
 2021-22 Women's Basketball

Game Time: 2:00 PM
 Game Duration: 1:41
 Attendance: 3,836

Officials: Dee Karliner, Gina Cross, Beverly Roberts

Baylor - 87

Record: 15-4 (5-2)

NO.	Name	Min	FG	3P	FT	Rebounds	Fouls	TP	AS	TO	ST	Blocks	+/-
			M-A	M-A	M-A	OR DR TOT	PF FD					BS BA	
1	Nalyssa Smith	F 22:25	9-11	1-1	1-1	2 5 7	4 1 20	2	2	0	0	1	19
4	Queen Egbo	C 26:16	10-11	0-0	0-0	0 8 8	2 3 20	0	2	3	0	0	18
3	Jordan Lewis	G 30:57	3-7	2-2	2-4	1 9 10	3 5 10	11	3	0	2	0	29
21	Ja'Mee Asberry	G 35:13	3-13	3-10	0-0	1 3 4	0 0 9	3	1	1	0	0	30
24	Sarah Andrews	G 29:23	6-8	2-3	1-2	0 2 2	1 1 15	4	1	0	1	0	20
10	Jaden Owens	21:40	1-2	1-2	1-2	0 4 4	1 2 4	1	1	1	0	0	19
51	Caitlin Bickle	24:18	1-4	0-2	2-2	0 1 1	0 3 4	2	1	0	1	0	26
25	Kendra Gillispie	07:01	2-4	0-0	1-1	1 0 1	0 2 5	0	1	0	0	0	3
11	Andrea Katramados	02:47	0-1	0-0	0-0	0 0 0	0 0 0	0	0	0	0	1	1
Team						0 0 0	0 0 0				0 0		
Totals			35-61	9-20	8-12	5 32 37	11 17 87	23	12	5	7	2	33

Technical Fouls: Smith 3rd 6:20

Shooting By Period		1st	2nd	3rd	4th	OT
FG	%	11-16	68.8%			
3PT	%	2-4	50.0%			
FT	%	4-5	80%			
2nd FG	%	10-17	58.8%			
3PT	%	3-4	75.0%			
FT	%	0-0	0%			
3rd FG	%	6-9	66.7%			
3PT	%	2-3	66.7%			
FT	%	3-6	50%			
4th FG	%	8-19	42.1%			
3PT	%	2-9	22.2%			
FT	%	1-1	100%			
GM FG	%	35-61	57.4%			
3PT	%	9-20	45.0%			
FT	%	8-12	66.7%			

Dead Ball Rebounds: 3, 2

West Virginia - 54

Record: 10-8 (3-5)

NO.	Name	Min	FG	3P	FT	Rebounds	Fouls	TP	AS	TO	ST	Blocks	+/-
			M-A	M-A	M-A	OR DR TOT	PF FD					BS BA	
14	Kari Niblack	F 17:01	1-8	0-0	2-2	1 0 1	5 2 4	0	1	1	1	1	-5
22	Blessing Ejorfor	C 21:38	2-4	0-0	0-0	0 5 5	2 0 4	0	2	1	1	0	-20
00	Jayla Hemingway	G 28:35	3-5	0-0	0-2	3 6 3	3 6 0	2	0	0	0	0	-28
3	Kirsten Deans	G 05:55	1-3	0-0	0-0	0 0 0	1 1 2	1	1	0	0	1	-7
30	Madisen Smith	G 40:00	3-11	0-3	3-4	0 5 5	1 1 9	9	1	2	0	0	-33
12	Esmy Martinez	31:26	5-18	2-5	1-1	2 4 6	2 2 13	1	5	1	0	2	-26
20	Yemiyah Morris	05:03	1-2	0-0	0-0	0 1 1	0 0 2	0	0	0	0	0	-10
11	Ja'Naiya Quinerly	23:08	2-12	0-2	1-2	3 2 5	2 1 5	3	2	0	0	1	-5
24	Savannah Samuel	27:14	3-7	1-3	2-2	1 0 1	1 0 3	1	0	2	0	0	-31
Team						0 0 0	0 0 1				0 1		
Totals			21-70	3-13	9-13	10 20 30	17 10 54	15	15	7	2	7	-33

Technical Fouls: NONE

Shooting By Period		1st	2nd	3rd	4th	OT
FG	%	3-17	17.6%			
3PT	%	0-3	0.0%			
FT	%	4-6	66.7%			
2nd FG	%	5-18	27.8%			
3PT	%	0-4	0.0%			
FT	%	1-1	100%			
3rd FG	%	7-19	36.8%			
3PT	%	0-2	0.0%			
FT	%	4-6	66.7%			
4th FG	%	6-16	37.5%			
3PT	%	3-4	75.0%			
FT	%	0-0	0%			
GM FG	%	21-70	30.0%			
3PT	%	3-13	23.1%			
FT	%	9-13	69.2%			

Dead Ball Rebounds: 9, 2

	BAY	WVU
Biggest lead	36 (4th 8:19)	2 (1st 9:48)
Best Scoring Run	15 (2nd 8:19)	5 (2nd 7:17)
Lead Changes	1	
Times Tied	3	
Time with Lead	36:18	00:55

Points from Turnovers	BAY	WVU
Paint	36	28
Second Chance	9	2
Fast Breaks	4	20
Bench	13	29

Period by Period Scoring	1st	2nd	3rd	4th	TOT
BAY	28	23	17	19	87
WVU	10	11	18	15	54

GAME 19 - AT TCU - 2.2.22



Official Basketball Box Score - Final
West Virginia at TCU
 02/02/22 Ed and Rae Schollmaier Arena, Fort Worth
 2021-22 Women's Basketball

Game Time: 4:30 PM
 Game Duration: 1:48
 Attendance: 1,265

Officials: Brenda Pantoja, Roy Gubeyan, Brian Garland

West Virginia - 70

Record: 11-8 (4-5)

NO.	Name
-----	------

GAME 21 - KANSAS - 2.9.22



Official Basketball Box Score - Final
Kansas at West Virginia
 02/09/22 WVU Coliseum, Morgantown, W.Va.
 2021-22 Women's Basketball

Game Time: 7:00 PM
 Game Duration: 1:49
 Attendance: 1,151

Officials: Felicia Grinter, Eric Brewton, Brian Hall

Kansas - 65

Record: 16-5 (7-4)

NO.		Name		RECORD (16-3-4)																	
NO.		Name		Min	FG	3P	FT	Rebounds			Fouls		TP	AS	TO	ST	Blocks		BS	+/-	
					M	A	M	A	OR	DR	TOT	PF	FD					B	B		
10	Ioanna Chatzileonti	F	26:51	2-9	0-2	2-2	1	4	5	3	1	6	1	3	1	2	0	11			
1	Taliyanna Jackson	C	24:51	0-0	0-0	0-0	4	4	8	4	0	0	0	3	0	2	0	11			
13	Holly Kersgieter	G	27:00	6-17	2-4	4-6	1	3	4	2	4	18	1	2	3	1	4	6			
15	Zakiyah Franklin	G	34:59	4-11	0-2	9-9	0	5	5	2	6	17	6	7	1	0	2	17			
20	Julie Brosseau	G	22:03	2-4	2-4	2-2	0	1	1	1	2	8	0	3	1	0	0	7			
12	Katrine Jensen		17:01	0-2	0-0	0-0	1	2	3	0	0	0	0	0	1	0	0	10			
25	Chandler Prater		26:53	5-9	0-0	2-3	0	7	7	3	2	12	3	2	2	0	1	23			
33	Nadira Eltayeb		11:17	0-1	0-0	2-2	1	1	2	2	1	2	0	0	0	0	1	4			
5	Aniya Thomas		09:05	0-1	0-0	2-2	0	1	1	0	1	2	0	0	1	0	0	1			
Team								8	4	12											
Totals				19-54	4-12	23-26	16	32	48	17	17	65	11	20	10	5	8	18			

Technical Fouls: NONE

Shooting By Period			
1st FG%	6-16	37.5%	
3PT%	1-4	25.0%	
FT%	2-2	100%	
2nd FG%	3-10	30.0%	
3PT%	2-4	50.0%	
FT%	4-4	100%	
3rd FG%	4-13	30.8%	
3PT%	0-2	0.0%	
FT%	11-12	91.7%	
4th FG%	6-15	40.0%	
3PT%	1-2	50.0%	
FT%	6-8	75%	
GM FG%	19-54	35.2%	
3PT%	4-12	33.3%	
FT%	23-26	88.5%	
Dead Ball Rebounds: 0, 0			

West Virginia - 47

Record: 11-10 (4-7)

West Virginia - 47				Hawaii (11-31-17)																
NO.	Name	Min	FG	3P	FT	Rebounds	Fouls	PF	TP	AS	TO	ST	Blocks	BS	BA	+/-				
12	Esmerly Martinez	F	33:10	2-7	1-3	0-0	2	9	11	2	2	5	4	1	2	1	0	-14		
14	Kari Niblack	F	30:46	4-9	0-0	1-1	0	4	4	1	4	9	1	4	3	5	1	-10		
00	Jayla Hemingway	G	26:30	1-7	0-2	1-2	1	0	1	1	1	3	1	4	0	0	3	-5		
11	Ja'Naiya Quinerly	G	38:01	9-17	2-4	2-3	3	2	5	5	4	22	0	4	2	0	1	-16		
30	Madison Smith	G	36:20	3-11	0-6	0-0	0	1	1	2	3	6	3	5	3	0	0	-16		
21	A'riana Gray		10:58	0-2	0-0	2-4	0	2	2	1	3	2	0	0	0	0	0	-10		
22	Blessing Ejoror		03:46	0-0	0-0	0-0	0	0	0	1	0	0	0	0	0	0	0	-2		
24	Savannah Samuel		17:09	0-3	0-2	0-0	0	0	0	4	0	0	0	0	0	2	0	-17		
20	Yemiyah Morris		01:20	0-1	0-0	0-0	0	0	0	0	0	0	0	0	0	0	0	0		
Team							2	4	6				0	0	0					
Totals			19-57	3-17	6-10	8	22	30	17	17	47	9	18	10	8	5	-18			

Technical Fouls: NONE

Shooting By Period			
1st FG%	5-15	33.3%	
3PT%	1-4	25.0%	
FT%	0-0	0%	
2nd FG%	3-15	20.0%	
3PT%	0-3	0.0%	
FT%	2-3	66.7%	
3rd FG%	8-15	53.3%	
3PT%	2-7	28.6%	
FT%	1-1	100%	
4th FG%	3-12	25.0%	
3PT%	0-3	0.0%	
FT%	3-6	50%	
GM FG%	19-57	33.3%	
3PT%	3-17	17.6%	
FT%	6-10	60.0%	
Dead Ball Rebounds: 2, 0			

	KAN	WVU
Biggest lead	18 (4 th 0:24)	4 (1 st 5:43)
Best Scoring Run	8 (2 nd 5:37)	6 (2 nd 0:27)
Lead Changes	2	
Times Tied	3	
Time with Lead	33:59	03:46

Points from	KAN	WVU
Turnovers	10	12
Paint	26	26
Second Chance	13	3
Fast Breaks	12	13
Bench	16	2

Period by Period Scoring				
	1st	2nd	3rd	4th
KAN	15	12	19	19
WVU	11	8	19	9



BY THE NUMBERS...

	Season	Career
GP/GS	21/21	44/27
10-PT GM	1	2
20-PT GM	--	0
30-PT GM	--	0
10+ REB	--	0
10+ AST	--	0
PTS LEADER	--	0
REB LEADER	1	1
DBL-DBL	--	0

NOTES

- Played in 23 games during her first year at WVU, starting eight
- Started the final eight games of the 2020-21 campaign

#00 Jayla Hemingway

Junior | Guard | 5-11 | Collierville, Tenn. | Houston HS (Mississippi State)

Statistic	2021-22 Season High	Statistic	Career High
Points	16 at Oklahoma (2/5/22)	Points	16 at Oklahoma (2/5/22)
Minutes	49 at Oklahoma (2/5/22)	Minutes	49 at Oklahoma (2/5/22)
FGM	5 at Oklahoma (2/5/22)	FGM	5 at Oklahoma (2/5/22)
FGA	11 at Iowa State (1/2/22)	FGA	11, 2x, last at Iowa State (1/2/22)
FG%	100%, 2x, last at James Madison (12/12/21)	FG%	100%, 5x, last at James Madison (12/12/21)
3FGM	4 at Oklahoma (2/5/22)	3FGM	4 at Oklahoma (2/5/22)
3FGA	5, 3x, last at Oklahoma (2/5/22)	3FGA	7 at Iowa State (2/24/21)
3FG%	100% vs. Purdue (11/25/21)	3FG%	100%, 2x, last vs. Purdue (11/25/21)
FTM	4, 2x, last vs. Charlotte (12/7/21)	FTM	6 vs. North Alabama (12/3/20)
FTA	6, 2x, last vs. Kansas State (1/8/22)	FTA	8 vs. North Alabama (12/3/20)
FT%	100%, 3x, last at Oklahoma (2/5/22)	FT%	100%, 6x, last at Oklahoma (2/5/22)
Rebounds	6, 2x, last vs. Baylor (1/29/22)	Rebounds	6, 4x, last vs. Baylor (1/29/22)
Assists	4 vs. Kennesaw State (11/19/21)	Assists	4 vs. Kennesaw State (11/19/21)
Turnovers	10 at Oklahoma (2/5/22)	Turnovers	10 at Oklahoma (2/5/22)
Blocks	1 vs. Michigan State (12/21/21)	Blocks	1, 4x, last vs. Michigan State (12/21/21)
Steals	3 vs. Radford (11/21/21)	Steals	3 vs. Radford (11/21/21)

2021-22 Game-By-Game

#00 HEMINGWAY, Jayla

Opponent	Date	GS	MIN	Total		3-Pointers		Free throws		Rebounds											
				FG-FGA	PCT	3FG-3FGA	PCT	FT-FTA	PCT	OFF	DEF	TOT	AVG	PF	A	TO	BLK	STL	PTS	AVG	
Saint Francis (PA)	11/16/2021	*	22:38	3-6	.500	0-1	.000	0-2	.000	1	5	6	6.0	0	3	2	0	1	6	6.0	
Kennesaw St.	11/19/2021	*	24:36	3-8	.375	2-5	.400	0-0	.000	2	0	2	4.0	1	4	6	0	0	8	7.0	
Radford	11/21/2021	*	18:52	1-1	1.000	0-0	.000	4-5	.800	1	1	2	3.3	0	0	1	0	3	6	6.7	
vs Purdue	11/25/2021	*	22:42	2-4	.500	1-1	1.000	0-0	.000	2	2	4	3.5	0	0	1	0	1	5	6.3	
vs BYU	11/27/2021	*	17:24	1-3	.333	0-0	.000	2-2	1.000	1	0	1	3.0	2	3	2	0	0	4	5.8	
at Kentucky	12/01/2021	*	25:17	2-7	.286	1-3	.333	3-6	.500	0	1	1	2.7	4	2	0	0	1	8	6.2	
Charlotte	12/07/2021	*	21:31	2-3	.667	0-0	.000	4-4	1.000	3	1	4	2.9	2	1	4	0	0	8	6.4	
at James Madison	12/12/2021	*	32:51	4-4	1.000	0-0	.000	1-4	.250	0	4	4	3.0	3	2	3	0	0	9	6.8	
vs South Fla.	12/20/2021	*	13:21	0-2	.000	0-1	.000	0-0	.000	0	1	1	2.8	5	1	1	0	0	0	6.0	
vs Michigan St.	12/21/2021	*	21:49	4-7	.571	1-3	.333	0-0	.000	1	1	2	2.7	1	1	3	1	2	9	6.3	
at Iowa St.	01/02/2022	*	27:43	4-11	.364	0-3	.000	0-0	.000	2	3	5	2.9	3	1	1	0	0	8	6.5	
Kansas St.	01/08/2022	*	26:49	0-5	.000	0-3	.000	5-6	.833	0	1	1	2.8	2	1	0	0	1	5	6.3	
Texas Tech	01/12/2022	*	18:59	1-4	.250	0-1	.000	0-0	.000	0	1	1	2.6	1	0	3	0	0	2	6.0	
at Texas	01/15/2022	*	26:32	2-5	.400	0-1	.000	0-0	.000	1	0	1	2.5	4	1	4	0	1	4	5.9	
Oklahoma	01/19/2022	*	23:53	2-5	.400	0-1	.000	0-0	.000	3	2	5	2.7	4	2	0	0	0	4	5.7	
at Oklahoma St.	01/22/2022	*	08:47	0-3	.000	0-2	.000	0-0	.000	0	1	1	2.6	0	1	3	0	0	0	5.4	
TCU	01/25/2022	*	16:18	2-7	.286	2-5	.400	2-2	1.000	0	0	0	2.4	1	0	3	0	0	8	5.5	
Baylor	01/29/2022	*	28:35	3-5	.600	0-0	.000	0-2	.000	3	3	6	2.6	3	0	2	0	0	6	5.6	
at TCU	02/02/2022	*	26:24	2-6	.333	1-3	.333	1-2	.500	1	4	5	2.7	2	2	0	0	1	6	5.6	
at Oklahoma	02/05/2022	*	48:49	5-8	.625	4-5	.800	2-2	1.000	1	3	4	2.8	1	2	10	0	1	16	6.1	
Kansas	02/09/2022	*	26:30	1-7	.143	0-2	.000	1-2	.500	1	0	1	2.7	1	1	4	0	0	3	6.0	
Totals			21	500:20	44-111	.396	12-40	.300	25-39	.641	23	34	57	2.7	40	28	53	1	12	125	6.0

Player Averages

Games Played	Minutes/game	Points/game	FG Pct	3FG Pct	FT Pct	Rebounds/game	Assists/game	Turnovers/game	Assist/Turnover ratio	Steals/game	Blocks/game
21	23.8	6.0	39.6	30.0	64.1	2.7	1.3	2.5	0.5	0.6	0.0

Hemingway's Career Stats

YEAR	GP	GS	Minutes MIN	AVG	Shooting FGM	FGA	FG%	3FGM	3FGA	3FG%	Free Throws FTM	FTA	FT%	Scoring PTS	AVG	Rebounding OFF	DEF	TOT	AVG	PF	AST	TO	BLK	STL
2019-20	24	0	170	7.1	15	45	0.333	0	9	0.000	9	15	0.600	39	1.6	6	19	25	1.0	22	17	3	0	7
2020-21	23	8	479	20.8	32	90	0.356	9	32	0.281	23	37	0.622	96	4.2	21	33	54	2.3	32	19	30	3	10
2021-22	21	21	501	23.9	44	111	0.396	12	40	0.300	25	39	0.641	125	6.0	23	34	57	2.7	40	28	53	1	12
TOTALS	68	29	1,150	16.9	91	246	0.370	21	81	0.259	57	91	0.626	260	3.8	50	86	136	2.0	94	64	86	4	29
Miss. State Totals	24	0	170	7.1	15	45	0.333	0	9	0.000	9	15	0.600	39	1.6	6	19	25	1.0	22	17	3	0	7
WVU Totals	44	29	980	22.3	76	201	0.378	21	72	0.292	48	76	0.632	221	5.0	44	67	111	2.5	72	47	83	4	22



2 Wynter Rogers

Freshman | Guard | 5-11 | Little Rock, Ark. | Little Rock Christian Academy

Statistic	2021-22 Season High	Statistic	Career High
Points	--	Points	--
Minutes	--	Minutes	--
FGM	--	FGM	--
FGA	--	FGA	--
FG%	--	FG%	--
3FGM	--	3FGM	--
3FGA	--	3FGA	--
3FG%	--	3FG%	--
FTM	--	FTM	--
FTA	--	FTA	--
FT%	--	FT%	--
Rebounds	--	Rebounds	--
Assists	--	Assists	--
Turnovers	--	Turnovers	--
Blocks	--	Blocks	--
Steals	--	Steals	--

BY THE NUMBERS...

	Season	Career
GP/GS	--	--
10-PT GM	--	--
20-PT GM	--	--
30-PT GM	--	--
10+ REB	--	--
10+ AST	--	--
PTS LEADER	--	--
REB LEADER	--	--
DBL-DBL	--	--

2021-22 Game-By-Game

NOTES

- Four-star prospect who played for Little Rock Christian Academy
- Also played for the Arkansas Mavericks and Tennessee Flight
- Three-time member of the USA Today Arkansas All-State Team

Rogers' Career Stats

YEAR	Minutes				Shooting			3-Point			Free Throws			Scoring		Rebounding					PF	AST	TO	BLK	STL
	GP	GS	MIN	AVG	FGM	FGA	FG%	3FGM	3FGA	3FG%	FTM	FTA	FT%	PTS	AVG	OFF	DEF	TOT	AVG						
2021-22	0	0	0	0.0	0	0	0.000	0	0	0.000	0	0	0.000	0	0.0	0	0	0	0.0	0	0	0	0	0	0
TOTALS	0	0	0	0.0	0	0	0.000	0	0	0.000	0	0	0.000	0	0.0	0	0	0	0.0	0	0	0	0	0	0



3

Kirsten "KK" Deans

Junior | Guard | 5-8 | Greensboro, N.C. | Connections Academy

BY THE NUMBERS...

	Season	Career
GP/GS	18/18	74/46
10-PT GM	15	37
20-PT GM	3	8
30-PT GM	--	1
10+ REB	--	0
10+ AST	1	1
PTS LEADER	10	18
REB LEADER	--	0
DBL-DBL	--	0

NOTES

- Team Captain
- 2021-22 Preseason All-Big 12 Honorable Mention
- Will miss the remainder of the season with a knee injury
- 2021 All-Big 12 Honorable Mention
- 2021 St. Pete Showcase All-Tournament Team
- Played in and started 27 games last season
- Averaged 13.7 points per game and tallied 104 assists; both were good for No. 2 on the team

Statistic	2021-22 Season High	Statistic	Career High
Points	20, 3x, last at Oklahoma State (1/22/22)	Points	30 at Texas (2/6/21)
Minutes	43 at James Madison (12/12/21)	Minutes	43 at James Madison (12/12/21)
FGM	9, 2x, last at Oklahoma State (1/22/22)	FGM	12 at Texas (2/6/21)
FGA	19 at James Madison (12/12/21)	FGA	19, 2x, last at James Madison (12/12/21)
FG%	69.2% at Texas (1/15/22)	FG%	71.4% vs. Fresno State (11/27/20)
3FGM	4 vs. BYU (11/27/21)	3FGM	4 vs. BYU (11/27/21)
3FGA	12 vs. Oklahoma (1/19/22)	3FGA	12 vs. Oklahoma (1/19/22)
3FG%	100% vs. Saint Francis (Pa.) (11/16/21)	3FG%	100%, 6x, last vs. Saint Francis (Pa.) (11/16/21)
FTM	8 at Iowa State (1/2/22)	FTM	8 at Iowa State (1/2/22)
FTA	9 at Iowa State (1/2/22)	FTA	9 at Iowa State (1/2/22)
FT%	100%, 7x, last vs. Oklahoma (1/19/22)	FT%	100%, 25x, last vs. Oklahoma (1/19/22)
Rebounds	7 vs. Kansas State (1/8/22)	Rebounds	9 at Kansas (1/8/20)
Assists	10 vs. Michigan State (12/21/21)	Assists	10 vs. Michigan State (12/21/21)
Turnovers	9 vs. BYU (11/27/21)	Turnovers	9 vs. BYU (11/27/21)
Blocks	1 vs. Oklahoma (1/19/22)	Blocks	2, 3x, last at Texas (2/6/21)
Steals	7 vs. Saint Francis (Pa.) (11/16/21)	Steals	7 vs. Saint Francis (Pa.) (11/16/21)

2021-22 Game-By-Game

#3 DEANS, Kirsten

Opponent	Date	GS	MIN	Total FG-FGA	PCT	3FG-3FGA	PCT	Free throws FT-FTA	PCT	Rebounds OFF DEF TOT	AVG	PF	A	TO	BLK	STL	PTS	AVG
Saint Francis (PA)	11/16/2021	*	21:39	7-12	.583	2-2	1.000	2-2	1.000	1 1 2	2.0	1	1	0	0	7	18	18.0
Kennesaw St.	11/19/2021	*	28:34	3-10	.300	1-4	.250	5-5	1.000	1 2 3	2.5	4	7	2	0	1	12	15.0
Radford	11/21/2021	*	23:07	5-11	.455	0-4	.000	6-6	1.000	0 2 2	2.3	3	2	3	0	1	16	15.3
vs Purdue	11/25/2021	*	32:25	4-12	.333	1-3	.333	3-4	.750	1 3 4	2.8	3	6	2	0	2	12	14.5
vs BYU	11/27/2021	*	38:23	6-13	.462	4-8	.500	1-2	.500	1 5 6	3.4	3	3	9	0	1	17	15.0
at Kentucky	12/01/2021	*	25:39	8-13	.615	2-3	.667	2-2	1.000	0 1 1	3.0	5	2	3	0	2	20	15.8
Charlotte	12/07/2021	*	34:20	6-12	.500	2-4	.500	6-6	1.000	0 5 5	3.3	2	5	4	0	2	20	16.4
at James Madison	12/12/2021	*	42:19	6-19	.316	1-6	.167	4-4	1.000	0 3 3	3.3	3	2	3	0	2	17	16.5
vs South Fla.	12/20/2021	*	37:10	5-10	.500	0-1	.000	3-4	.750	0 1 1	3.0	3	5	3	0	1	13	16.1
vs Michigan St.	12/21/2021	*	24:58	2-10	.200	0-4	.000	0-0	.000	0 1 1	2.8	4	10	3	0	1	4	14.9
at Iowa St.	01/02/2022	*	35:31	4-16	.250	1-7	.143	8-9	.889	0 3 3	2.8	4	3	2	0	0	17	15.1
Kansas St.	01/08/2022	*	38:32	5-14	.357	2-5	.400	4-6	.667	1 6 7	3.2	4	5	2	0	1	16	15.2
Texas Tech	01/12/2022	*	34:01	4-12	.333	3-6	.500	4-4	1.000	0 4 4	3.2	4	5	2	0	3	15	15.2
at Texas	01/15/2022	*	28:42	9-13	.692	1-4	.250	0-0	.000	0 3 3	3.2	4	3	1	0	0	19	15.4
Oklahoma	01/19/2022	*	39:08	3-15	.200	2-12	.167	6-6	1.000	1 1 2	3.1	2	3	2	1	1	14	15.3
at Oklahoma St.	01/22/2022	*	36:04	9-18	.500	2-6	.333	0-0	.000	0 0 0	2.9	1	0	3	0	1	20	15.6
TCU	01/25/2022	*	23:41	3-8	.375	3-7	.429	0-0	.000	1 2 3	2.9	3	3	3	0	3	9	15.2
Baylor	01/29/2022	*	05:55	1-3	.333	0-0	.000	0-0	.000	0 0 0	2.8	1	1	1	0	0	2	14.5
Totals			18	550:09	90-221	.407	27-86	.314	54-60	.900	7 43 50	2.8	54	66	48	1 29	261	14.5

Player Averages

Games Played	Minutes/game	Points/game	FG Pct	3FG Pct	FT Pct	Rebounds/game	Assists/game	Turnovers/game	Assist/Turnover ratio	Steals/game	Blocks/game
18	30.6	14.5	40.7	31.4	90.0	2.8	3.7	2.7	1.4	1.6	0.1

Deans' Career Stats

YEAR	GP	GS	Minutes MIN	AVG	Shooting FGM	FGA	FG%	3FGM	3FGA	3FG%	Free Throws FTM	FTA	FT%	Scoring PTS	AVG	Rebounding OFF	DEF	TOT	AVG	PF	AST	TO	BLK	STL
2019-20	29	1	501	17.3	52	156	0.333	15	55	0.273	37	52	0.712	156	5.4	26	54	80	2.8	74	46	40	5	23
2020-21	27	27	929	34.4	126	277	0.455	44	106	0.415	75	89	0.843	371	13.7	19	86	105	3.9	78	104	79	4	36
2021-22	18	18	551	30.6	90	221	0.407	27	86	0.314	54	60	0.900	261	14.5	7	43	50	2.8	54	66	48	1	29
TOTALS	74	46	1981	26.8	268	654	0.410	86	247	0.348	166	201	0.826	788	10.6	52	183	235	3.2	206	216	167	10	88



11 Ja'Naiya "JJ" Quinerly

Freshman | Guard | 5-8 | Norfolk, Va. | Lake Taylor HS

BY THE NUMBERS...

	Season	Career
GP/GS	21/3	21/3
10-PT GM	6	6
20-PT GM	1	1
30-PT GM	--	--
10+ REB	--	--
10+ AST	--	--
PTS LEADER	2	2
REB LEADER	1	1
DBL-DBL	--	--

NOTES

- Three-star prospect who played for Lake Taylor High
- VHSCA 4A Player of the Year in 2019

Statistic	2021-22 Season High	Statistic	Career High
Points	22 vs. Kansas (2/9/22)	Points	22 vs. Kansas (2/9/22)
Minutes	39 vs. Kansas (2/9/22)	Minutes	39 vs. Kansas (2/9/22)
FGM	9 vs. Kansas (2/9/22)	FGM	9 vs. Kansas (2/9/22)
FGA	17 vs. Kansas (2/9/22)	FGA	17 vs. Kansas (2/9/22)
FG%	83.3%, 2x, last vs. Texas Tech (1/12/22)	FG%	83.3%, 2x, last vs. Texas Tech (1/12/22)
3FGM	2, 3x, last vs. Kansas (2/9/22)	3FGM	2, 3x, last vs. Kansas (2/9/22)
3FGA	5 at Texas (1/15/22)	3FGA	5 at Texas (1/15/22)
3FG%	100% vs. Charlotte (12/7/21)	3FG%	100% vs. Charlotte (12/7/21)
FTM	4, 2x, last at TCU (2/2/22)	FTM	4, 2x, last at TCU (2/2/22)
FTA	5 at TCU (2/2/22)	FTA	5 at TCU (2/2/22)
FT%	100%, 3x, last at Oklahoma State (1/22/22)	FT%	100%, 3x, last at Oklahoma State (1/22/22)
Rebounds	6 at TCU (2/2/22)	Rebounds	6 at TCU (2/2/22)
Assists	5, 2x, last vs. TCU (1/25/22)	Assists	5, 2x, last vs. TCU (1/25/22)
Turnovers	4 vs. Kansas (2/9/22)	Turnovers	4 vs. Kansas (2/9/22)
Blocks	2, 2x, last vs. Oklahoma (1/19/22)	Blocks	2, 2x, last vs. Oklahoma (1/19/22)
Steals	5, 2x, last at TCU (2/2/22)	Steals	5, 2x, last at TCU (2/2/22)

2021-22 Game-By-Game

#11 QUINERLY, Ja'Naiya

Opponent	Date	GS	MIN	FG-FGA	PCT	3FG-3FGA	PCT	FT-FTA	PCT	Rebounds	PF	A	TO	BLK	STL	PTS	AVG
Saint Francis (PA)	11/16/2021		19:19	5-6	.833	0-0	.000	0-0	.000	1 4 5 5.0	1	0	0	1	4	10	10.0
Kennesaw St.	11/19/2021		09:57	2-3	.667	0-1	.000	0-0	.000	0 2 2 3.5	5	3	1	0	2	4	7.0
Radford	11/21/2021		19:08	3-10	.300	0-1	.000	2-3	.667	0 2 2 3.0	1	3	3	0	5	8	7.3
vs Purdue	11/25/2021		10:41	0-1	.000	0-0	.000	0-0	.000	0 1 1 2.5	1	2	1	0	2	0	5.5
vs BYU	11/27/2021		05:17	0-0	.000	0-0	.000	0-0	.000	0 0 0 2.0	0	1	0	0	0	0	4.4
at Kentucky	12/01/2021		12:29	1-4	.250	0-0	.000	0-0	.000	0 1 1 1.8	1	1	0	0	1	2	4.0
Charlotte	12/07/2021		19:03	3-5	.600	1-1	1.000	1-2	.500	0 0 0 1.6	1	2	2	0	3	8	4.6
at James Madison	12/12/2021		21:23	1-4	.250	0-1	.000	2-4	.500	2 2 4 1.9	3	3	2	1	2	4	4.5
vs South Fla.	12/20/2021		21:10	2-5	.400	1-2	.500	1-2	.500	0 1 1 1.8	3	0	1	0	2	6	4.7
vs Michigan St.	12/21/2021		14:31	1-3	.333	0-0	.000	2-2	1.000	0 1 1 1.7	3	3	1	1	0	4	4.6
at Iowa St.	01/02/2022		20:42	3-9	.333	1-3	.333	1-2	.500	1 0 1 1.6	1	1	1	2	0	8	4.9
Kansas St.	01/08/2022		06:28	0-1	.000	0-0	.000	0-0	.000	0 1 1 1.6	1	0	1	0	0	0	4.5
Texas Tech	01/12/2022		17:15	5-6	.833	1-2	.500	0-0	.000	0 1 1 1.5	0	5	2	0	1	11	5.0
at Texas	01/15/2022		27:24	8-16	.500	2-5	.400	1-1	1.000	0 2 2 1.6	2	2	1	0	2	19	6.0
Oklahoma	01/19/2022		27:14	2-9	.222	0-4	.000	1-2	.500	0 4 4 1.7	2	4	3	2	3	5	5.9
at Oklahoma St.	01/22/2022		29:45	1-7	.143	0-1	.000	4-4	1.000	3 0 3 1.8	2	3	2	1	2	6	5.9
TCU	01/25/2022		25:55	6-11	.545	1-2	.500	0-0	.000	2 0 2 1.8	2	5	0	1	2	13	6.4
Baylor	01/29/2022		23:09	2-12	.167	0-2	.000	1-2	.500	3 2 5 2.0	2	3	2	0	0	5	6.3
at TCU	02/02/2022	*	27:39	5-9	.556	2-3	.667	4-5	.800	1 5 6 2.2	4	1	2	0	5	16	6.8
at Oklahoma	02/05/2022	*	24:51	4-6	.667	0-0	.000	0-0	.000	0 2 2 2.2	4	2	1	0	0	8	6.9
Kansas	02/09/2022	*	38:01	9-17	.529	2-4	.500	2-3	.667	3 2 5 2.3	5	0	4	0	2	22	7.6
Totals		3	421:21	63-144	.438	11-32	.344	22-32	.688	16 33 49 2.3	44	44	30	9	38	159	7.6

Player Averages

Games Played	Minutes/game	Points/game	FG Pct	3FG Pct	FT Pct	Rebounds/game	Assists/game	Turnovers/game	Assist/Turnover ratio	Steals/game	Blocks/game
21	20.1	7.6	43.8	34.4	68.8	2.3	2.1	1.4	1.5	1.8	0.4

Quinerly's Career Stats

			Minutes		Shooting			3-Point			Free Throws			Scoring		Rebounding								
YEAR	GP	GS	MIN	AVG	FGM	FGA	FG%	3FGM	3FGA	3FG%	FTM	FTA	FT%	PTS	AVG	OFF	DEF	TOT	AVG	PF	AST	TO	BLK	STL
2021-22	21	3	422	20.1	63	144	0.438	11	32	0.344	22	32	0.688	159	7.6	16	33	49	2.3	44	44	30	9	38
TOTALS	21	3	422	20.1	63	144	0.438	11	32	0.344	22	32	0.688	159	7.6	16	33	49	2.3	44	44	30	9	38



12 Esmery Martinez

Junior | Forward | 6-2 | Hato Mayor Del Ray, D.R. | Hamilton Heights Christian Academy (Tenn.)

BY THE NUMBERS...

	Season	Career
GP/GS	20/19	78/48
10-PT GM	12	38
20-PT GM	2	5
30-PT GM	--	0
10+ REB	8	31
10+ AST	--	0
PTS LEADER	6	11
REB LEADER	12	48
DBL-DBL	7	22

NOTES

- 2022 Women's Naismith Trophy Watch List
- 2022 Katrina McClain Award Watch List
- 2021-22 Preseason All-Big 12 (Unanimous)
- 2021 All-West Palm Beach Invitational Team
- 2021 All-Big 12 First Team
- One of two Mountaineers to play in and start all 29 games in 2020-21
- Finished last season with a team-high 335 rebounds, the best mark by a Mountaineer since 1986
- Averaged a double-double in 2020-21, with 13.6 points and 11.6 rebounds per game, the best mark on the team

Statistic	2021-22 Season High	Statistic	Career High
Points	26 vs. Oklahoma (1/19/22)	Points	26 vs. Oklahoma (1/19/22)
Minutes	34, 2x, last vs. Kansas (2/9/22)	Minutes	40 vs. Oklahoma State (3/13/21)
FGM	11 vs. Oklahoma (1/19/22)	FGM	11, 2x, last vs. Oklahoma (1/19/22)
FGA	21 vs. Oklahoma (1/19/22)	FGA	21 vs. Oklahoma (1/19/22)
FG%	71.4% vs. Kennesaw State (11/19/21)	FG%	80% vs. Cornell (12/31/19)
3FGM	2, 3x, last vs. Baylor (1/29/22)	3FGM	2, 3x, last vs. Baylor (1/29/22)
3FGA	6 vs. Oklahoma (1/19/22)	3FGA	6 vs. Oklahoma (1/19/22)
3FG%	50%, 4x, last vs. TCU (1/25/22)	3FG%	100%, 3x, last at Kansas State (3/3/21)
FTM	4 at Kentucky (12/1/21)	FTM	5 vs. Baylor (12/10/20)
FTA	6 at Kentucky (12/1/21)	FTA	7 vs. North Alabama (12/3/20)
FT%	100%, 7x, last at TCU (2/2/22)	FT%	100%, 19x, last at TCU (2/2/22)
Rebounds	18 at Oklahoma State (1/22/22)	Rebounds	24 at Kansas (2/27/21)
Assists	4, 2x, last vs. Kansas (2/9/22)	Assists	4, 4x, last vs. Kansas (2/9/22)
Turnovers	6 vs. Charlotte (12/7/21)	Turnovers	6, 2x, last vs. Charlotte (12/7/21)
Blocks	3 at Oklahoma State (1/22/22)	Blocks	3, 5x, last at Oklahoma State (1/22/22)
Steals	5 vs. Oklahoma (1/19/22)	Steals	5, 2x, last vs. Oklahoma (1/19/22)

2021-22 Game-By-Game

#12 MARTINEZ, Esmery

Opponent	Date	GS	MIN	Total		3-Pointers		Free throws		Rebounds				PF	A	TO	BLK	STL	PTS	AVG	
				FG-FGA	PCT	3FG-3FGA	PCT	FT-FTA	PCT	OFF	DEF	TOT	AVG								
Saint Francis (PA)	11/16/2021	*	23:17	9-14	.643	0-0	.000	1-1	1.000	3	4	7	7.0	2	3	1	0	1	19	19.0	
Kennesaw St.	11/19/2021	*	25:43	5-7	.714	1-2	.500	2-2	1.000	4	8	12	9.5	2	2	2	0	0	13	16.0	
Radford	11/21/2021	*	14:40	5-7	.714	0-0	.000	2-3	.667	5	2	7	8.7	0	3	1	0	2	12	14.7	
vs Purdue	11/25/2021	*	13:29	2-4	.500	0-0	.000	0-0	.000	2	3	5	7.8	3	2	3	0	2	4	12.0	
vs BYU	11/27/2021	*	29:38	8-13	.615	0-1	.000	2-4	.500	5	1	6	7.4	2	1	5	0	3	18	13.2	
at Kentucky	12/01/2021	*	29:52	5-13	.385	0-0	.000	4-6	.667	2	8	10	7.8	2	3	3	0	0	14	13.3	
Charlotte	12/07/2021	*	26:28	2-5	.400	0-0	.000	0-0	.000	2	6	8	7.9	3	2	6	2	2	4	12.0	
at James Madison	12/12/2021	*	20:48	3-9	.333	1-3	.333	3-4	.750	4	10	14	8.6	4	0	3	2	0	10	11.8	
vs South Fla.	12/20/2021	*	27:54	2-4	.500	0-0	.000	2-3	.667	0	2	2	7.9	1	0	4	1	0	6	11.1	
vs Michigan St.	12/21/2021	*	26:10	9-13	.692	1-2	.500	2-3	.667	4	7	11	8.2	0	0	2	2	2	21	12.1	
Kansas St.	01/08/2022	*	19:11	2-5	.400	0-1	.000	0-0	.000	3	4	7	8.1	0	1	5	0	1	4	11.4	
Texas Tech	01/12/2022	*	21:56	1-8	.125	0-1	.000	1-2	.500	1	6	7	8.0	4	1	1	1	0	3	10.7	
at Texas	01/15/2022	*	17:49	1-5	.200	0-0	.000	0-0	.000	1	4	5	7.8	5	2	1	0	0	2	10.0	
Oklahoma	01/19/2022	*	32:31	11-21	.524	2-6	.333	2-2	1.000	5	5	10	7.9	2	2	5	2	5	26	11.1	
at Oklahoma St.	01/22/2022	*	30:48	5-12	.417	1-2	.500	2-2	1.000	3	15	18	8.6	4	0	4	3	1	13	11.3	
TCU	01/25/2022	*	33:24	6-14	.429	2-4	.500	2-2	1.000	3	7	10	8.7	2	4	2	1	1	16	11.6	
Baylor	01/29/2022		31:26	5-18	.278	2-5	.400	1-1	1.000	2	4	6	8.5	2	1	5	0	1	13	11.6	
at TCU	02/02/2022	*	30:58	4-13	.308	1-3	.333	2-2	1.000	3	3	6	8.4	2	2	3	0	0	11	11.6	
at Oklahoma	02/05/2022	*	06:22	0-2	.000	0-0	.000	0-0	.000	0	1	1	8.0	5	1	1	1	3	0	11.0	
Kansas	02/09/2022	*	33:10	2-7	.286	1-3	.333	0-0	.000	2	9	11	8.2	2	4	1	1	2	5	10.7	
Totals			19	495:33	87-194	.448	12-33	.364	28-37	.757	54	109	163	8.2	47	34	58	16	26	214	10.7

Player Averages

Games Played	Minutes/game	Points/game	FG Pct	3FG Pct	FT Pct	Rebounds/game	Assists/game	Turnovers/game	Assist/Turnover ratio	Steals/game	Blocks/game
20	24.8	10.7	44.8	36.4	75.7	8.2	1.7	2.9	0.6	1.3	0.8

Martinez's Career Stats

YEAR	GP	GS	Minutes MIN	AVG	Shooting FGM	FGA	FG%	3-Point 3FGM	3FGA	3FG%	Free Throws FTM	FTA	FT%	Scoring PTS	AVG	Rebounding OFF	DEF	TOT	AVG	PF	AST	TO	BLK	STL
2019-20	29	0	507	17.5	69	149	0.463	1	15	0.067	17	33	0.515	156	5.4	70	126	196	6.8	71	14	51	12	26
2020-21	29	29	916	31.6	167	341	0.490	9	36	0.250	52	69	0.754	395	13.6	98	237	335	11.6	92	52	74	32	56
2021-22	20	19	496	24.8	87	194	0.448	12	33	0.364	28	37	0.757	214	10.7	54	109	163	8.2	47	34	58	16	26
TOTALS	78	48	1919	24.6	323	684	0.472	22	84	0.262	97	139	0.698	765	9.8	222	472	694	8.9	210	100	183	60	108



13 Messiah Hunter

Freshman | Forward | 6-2 | Hopewell, Va. | TPLS Christian Academy

BY THE NUMBERS...

	Season	Career
GP/GS	--	--
10-PT GM	--	--
20-PT GM	--	--
30-PT GM	--	--
10+ REB	--	--
10+ AST	--	--
PTS LEADER	--	--
REB LEADER	--	--
DBL-DBL	--	--

Statistic	2021-22 Season High	Statistic	Career High
Points	--	Points	--
Minutes	--	Minutes	--
FGM	--	FGM	--
FGA	--	FGA	--
FG%	--	FG%	--
3FGM	--	3FGM	--
3FGA	--	3FGA	--
3FG%	--	3FG%	--
FTM	--	FTM	--
FTA	--	FTA	--
FT%	--	FT%	--
Rebounds	--	Rebounds	--
Assists	--	Assists	--
Turnovers	--	Turnovers	--
Blocks	--	Blocks	--
Steals	--	Steals	--

2021-22 Game-By-Game

NOTES

- Four-star prospect who played for TPLS Christian Academy
- Also spent her first two seasons of high school at Hopewell High
- 2020 NACA First Team

Hunter's Career Stats

YEAR	GP		Minutes		Shooting			3-Point			Free Throws			Scoring		Rebounding					PF	AST	TO	BLK	STL
			MIN	AVG	FGM	FGA	FG%	3FGM	3FGA	3FG%	FTM	FTA	FT%	PTS	AVG	OFF	DEF	TOT	AVG						
2021-22	0	0	0	0.0	0	0	0.000	0	0	0.000	0	0	0.000	0	0.0	0	0	0	0.0	0	0	0	0	0	0
TOTALS	0	0	0	0.0	0	0	0.000	0	0	0.000	0	0	0.000	0	0.0	0	0	0	0.0	0	0	0	0	0	0



14 Kari Niblack

Senior | Forward | 6-1 | Leesburg, Fla. | Wildwood HS

Statistic	2021-22 Season High	Statistic	Career High
Points	22 at Oklahoma (2/5/22)	Points	23 vs. Kansas State (1/20/21)
Minutes	35 at Oklahoma (2/5/22)	Minutes	40 vs. Kansas State (1/20/21)
FGM	8 at Oklahoma (2/5/22)	FGM	8, 5x, last at Oklahoma (2/5/22)
FGA	16 at Oklahoma (2/5/22)	FGA	18 at Texas (2/17/20)
FG%	100% vs. Saint Francis (Pa.) (11/16/21)	FG%	100%, 7x, last vs. vs. Saint Francis (Pa.) (11/16/21)
3FGM	0	3FGM	0
3FGA	1 vs. TCU (1/25/22)	3FGA	3 vs. Tennessee (12/6/20)
3FG%	0	3FG%	0%
FTM	7 vs. Oklahoma (1/19/22)	FTM	11 vs. Towson (12/20/18)
FTA	12 vs. Oklahoma (1/19/22)	FTA	14 vs. Towson (12/20/18)
FT%	100%, 6x, last vs. Kansas (2/9/22)	FT%	100%, 23x, last vs. Kansas (2/9/22)
Rebounds	12 at Oklahoma (2/5/22)	Rebounds	16 vs. Villanova (3/24/19)
Assists	4 at Oklahoma (2/5/22)	Assists	6 vs. Syracuse (12/22/19)
Turnovers	4, 3x, last vs. Kansas (2/9/22)	Turnovers	8 at Oklahoma State (2/20/19)
Blocks	6 at Oklahoma State (1/22/22)	Blocks	7, 2x, last at Kansas (1/8/20)
Steals	3 vs. Kansas (2/9/22)	Steals	3, 4x, last vs. Kansas (2/9/22)

BY THE NUMBERS...

	Season	Career
GP/GS	20/14	111/77
10-PT GM	3	46
20-PT GM	1	4
30-PT GM	--	0
10+ REB	1	17
10+ AST	--	0
PTS LEADER	--	7
REB LEADER	2	26
DBL-DBL	1	11

2021-22 Game-By-Game

#14 NIBLACK, Kari

Opponent	Date	GS	MIN	Total		3-Pointers		Free throws		Rebounds				PF	A	TO	BLK	STL	PTS	AVG	
				FG-FGA	PCT	3FG-3FGA	PCT	FT-FTA	PCT	OFF	DEF	TOT	AVG								
Saint Francis (PA)	11/16/2021	*	21:06	2-2	1.000	0-0	.000	6-6	1.000	4	2	6	6.0	0	2	1	0	0	10	10.0	
Kennesaw St.	11/19/2021	*	17:44	2-7	.286	0-0	.000	2-2	1.000	2	1	3	4.5	3	0	1	2	2	6	8.0	
Radford	11/21/2021	*	13:23	3-4	.750	0-0	.000	0-0	.000	0	1	1	3.3	0	0	1	1	1	6	7.3	
vs Purdue	11/25/2021	*	12:08	2-3	.667	0-0	.000	2-4	.500	0	1	1	2.8	5	1	2	1	2	6	7.0	
vs BYU	11/27/2021	*	13:47	2-4	.500	0-0	.000	1-2	.500	0	0	0	2.2	2	1	2	2	2	5	6.6	
at Kentucky	12/01/2021	*	23:48	1-5	.200	0-0	.000	0-0	.000	3	2	5	2.7	2	1	1	0	1	2	5.8	
Charlotte	12/07/2021	*	17:12	1-2	.500	0-0	.000	4-6	.667	0	3	3	2.7	4	0	1	0	0	6	5.9	
at James Madison	12/12/2021	*	32:10	6-12	.500	0-0	.000	3-3	1.000	3	3	6	3.1	5	0	4	1	0	15	7.0	
vs South Fla.	12/20/2021	*	16:32	2-6	.333	0-0	.000	2-4	.500	2	1	3	3.1	4	0	1	0	0	6	6.9	
vs Michigan St.	12/21/2021	*	06:29	1-2	.500	0-0	.000	0-0	.000	0	1	1	2.9	3	0	1	0	0	2	6.4	
Kansas St.	01/08/2022		17:14	3-7	.429	0-0	.000	3-4	.750	0	5	5	3.1	1	1	0	2	1	9	6.6	
Texas Tech	01/12/2022		25:22	1-2	.500	0-0	.000	4-6	.667	3	3	6	3.3	1	0	1	4	0	6	6.6	
at Texas	01/15/2022		16:15	3-5	.600	0-0	.000	0-0	.000	2	1	3	3.3	4	0	2	0	0	6	6.5	
Oklahoma	01/19/2022		19:19	3-5	.600	0-0	.000	7-12	.583	3	1	4	3.4	4	0	2	0	0	13	7.0	
at Oklahoma St.	01/22/2022		21:24	2-5	.400	0-0	.000	0-0	.000	1	3	4	3.4	3	0	1	6	0	4	6.8	
TCU	01/25/2022		17:53	3-5	.600	0-1	.000	1-2	.500	1	3	4	3.4	3	1	3	2	0	7	6.8	
Baylor	01/29/2022	*	17:01	1-8	.125	0-0	.000	2-2	1.000	1	0	1	3.3	5	0	1	1	1	4	6.6	
at TCU	02/02/2022	*	26:52	3-9	.333	0-0	.000	2-2	1.000	2	4	6	3.4	4	2	1	4	0	8	6.7	
at Oklahoma	02/05/2022	*	34:49	8-16	.500	0-0	.000	6-6	1.000	6	6	12	3.9	6	4	4	2	1	22	7.5	
Kansas	02/09/2022	*	30:46	4-9	.444	0-0	.000	1-1	1.000	0	4	4	3.9	1	1	4	5	3	9	7.6	
Totals			14	401:13	53-118	.449	0-1	.000	46-62	.742	33	45	78	3.9	60	14	34	33	14	152	7.6

Player Averages

Games Played	Minutes/game	Points/game	FG Pct	3FG Pct	FT Pct	Rebounds/game	Assists/game	Turnovers/game	Assist/Turnover ratio	Steals/game	Blocks/game
20	20.1	7.6	44.9	0.0	74.2	3.9	0.7	1.7	0.4	0.7	1.7

NOTES

- Team Captain
- WVU's 38th 1,000-point scorer in program history
- 2022 Katrina McClain Award Watch List
- 2021-22 Preseason All-Big 12 Honorable Mention
- All-Big 12 Honorable Mention (2020, 2021)
- 2019 Big 12 Sixth Player of the Year
- One of two Mountaineers to play in and start all 29 games in 2020-21
- No. 4 all-time in program history in blocked shots (176)

Niblack's Career Stats

YEAR	GP	GS	Minutes MIN	AVG	Shooting FGM	FGA	FG%	3-Point 3FGM	3FGA	3FG%	Free Throws FTM	FTA	FT%	Scoring PTS	AVG	Rebounding OFF	DEF	TOT	AVG	PF	AST	TO	BLK	STL
2018-19	33	5	715	21.7	99	192	0.516	0	0	0.000	121	190	0.637	319	9.7	96	135	231	7.0	119	12	62	40	20
2019-20	29	29	805	27.8	122	268	0.455	0	3	0.000	55	99	0.556	299	10.3	77	123	200	6.9	96	36	50	61	16
2020-21	29	29	723	24.9	102	207	0.493	0	3	0.000	59	87	0.678	263	9.1	52	97	149	5.1	107	28	44	47	21
2021-22	20	14	402	20.1	53	118	0.449	0	1	0.000	46	62	0.742	152	7.6	33	45	78	3.9	60	14	34	33	14
TOTALS	111	77	2645	23.8	376	785	0.479	0	7	0.000	281	438	0.642	1033	9.3	258	400	658	5.9	382	90	190	181	71



20 Yemiyah Morris

Fifth Year | Center | 6-6 | San Bernardino, Calif. | Canyon Springs HS (Mississippi State)

Statistic	2021-22 Season High	Statistic	Career High
Points	14 at Iowa State (1/2/22)	Points	14 at Iowa State (1/2/22)
Minutes	24 at Iowa State (1/2/22)	Minutes	24 at Iowa State (1/2/22)
FGM	5 at Iowa State (1/2/22)	FGM	5 at Iowa State (1/2/22)
FGA	7 at Iowa State (1/2/22)	FGA	7 at Iowa State (1/2/22)
FG%	100% vs. BYU (11/27/21)	FG%	100% vs. BYU (11/27/21)
3FGM	0	3FGM	0
3FGA	0	3FGA	0
3FG%	0	3FG%	0
FTM	4, 2x, last at Iowa State (1/2/22)	FTM	4, 2x, last at Iowa State (1/2/22)
FTA	4, 4x, last at Iowa State (1/2/22)	FTA	4, 4x, last at Iowa State (1/2/22)
FT%	100%, 5x, last vs. Kansas State (1/8/22)	FT%	100%, 5x, last vs. Kansas State (1/8/22)
Rebounds	6, 3x, last at Iowa State (1/2/22)	Rebounds	6, 3x, last at Iowa State (1/2/22)
Assists	1, 2x, last at Iowa State (1/2/22)	Assists	1, 2x, last at Iowa State (1/2/22)
Turnovers	2, 3x, last vs. Texas Tech (1/12/22)	Turnovers	2, 3x, last vs. Texas Tech (1/12/22)
Blocks	5 at Iowa State (1/2/22)	Blocks	5 at Iowa State (1/2/22)
Steals	1, 2x, last at Iowa State (1/2/22)	Steals	1, 2x, last at Iowa State (1/2/22)

BY THE NUMBERS...

	Season	Career
GP/GS	17/4	17/4
10-PT GM	2	2
20-PT GM	--	--
30-PT GM	--	--
10+ REB	--	--
10+ AST	--	--
PTS LEADER	--	--
REB LEADER	--	--
DBL-DBL	--	--

2021-22 Game-By-Game

#20 MORRIS, Yemiyah

Opponent	Date	GS	MIN	Total		3-Pointers		Free throws		Rebounds											
				FG-FGA	PCT	3FG-3FGA	PCT	FT-FTA	PCT	OFF	DEF	TOT	AVG	PF	A	TO	BLK	STL	PTS	AVG	
Saint Francis (PA)	11/16/2021		11:47	4-5	.800	0-0	.000	4-4	1.000	2	2	4	4.0	2	0	1	2	0	12	12.0	
Kennesaw St.	11/19/2021		11:40	1-3	.333	0-0	.000	2-4	.500	1	1	2	3.0	1	0	0	2	0	4	8.0	
Radford	11/21/2021		14:50	0-1	.000	0-0	.000	2-4	.500	2	4	6	4.0	1	0	1	3	1	2	6.0	
vs Purdue	11/25/2021		13:34	0-2	.000	0-0	.000	2-2	1.000	2	4	6	4.5	0	1	2	2	0	2	5.0	
vs BYU	11/27/2021		05:12	1-1	1.000	0-0	.000	0-1	.000	0	0	0	3.6	1	0	1	0	0	2	4.4	
at Kentucky	12/01/2021		01:46	0-1	.000	0-0	.000	0-0	.000	0	0	0	3.0	0	0	0	0	0	0	3.7	
Charlotte	12/07/2021		04:48	0-1	.000	0-0	.000	0-0	.000	1	1	2	2.9	0	0	0	0	0	0	3.1	
at James Madison	12/12/2021		04:24	1-3	.333	0-0	.000	0-0	.000	2	2	4	3.0	3	0	0	1	0	2	3.0	
vs South Fla.	12/20/2021		05:23	0-0	.000	0-0	.000	1-2	.500	0	0	0	2.7	0	0	1	0	0	1	2.8	
vs Michigan St.	12/21/2021		12:28	3-4	.750	0-0	.000	2-2	1.000	2	2	4	2.8	2	0	0	1	0	8	3.3	
at Iowa St.	01/02/2022	*	23:11	5-7	.714	0-0	.000	4-4	1.000	2	4	6	3.1	3	1	2	5	1	14	4.3	
Kansas St.	01/08/2022	*	09:01	1-3	.333	0-0	.000	2-2	1.000	0	3	3	3.1	2	0	1	0	0	4	4.3	
Texas Tech	01/12/2022	*	09:47	2-4	.500	0-0	.000	0-0	.000	2	1	3	3.1	2	0	2	0	0	4	4.2	
at Texas	01/15/2022	*	07:35	0-0	.000	0-0	.000	1-2	.500	0	2	2	3.0	0	0	0	2	0	1	4.0	
Baylor	01/29/2022		05:03	1-2	.500	0-0	.000	0-0	.000	0	1	1	2.9	0	0	0	0	0	2	3.9	
at TCU	02/02/2022		02:16	0-1	.000	0-0	.000	0-0	.000	0	0	0	2.7	0	0	0	0	0	0	3.6	
Kansas	02/09/2022		01:20	0-1	.000	0-0	.000	0-0	.000	0	0	0	2.5	0	0	0	0	0	0	3.4	
Totals		4	144:04	19-39	.487	0-0	.000	20-27	.741	16	27	43	2.5	17	2	11	18	2	58	3.4	

Player Averages

Games Played	Minutes/game	Points/game	FG Pct	3FG Pct	FT Pct	Rebounds/game	Assists/game	Turnovers/game	Assist/Turnover ratio	Steals/game	Blocks/game
17	8.5	3.4	48.7	0.0	74.1	2.5	0.1	0.6	0.2	0.1	1.1

Morris' Career Stats

YEAR	GP	GS	Minutes MIN	AVG	Shooting FGM	FGA	FG%	3FGM	3FGA	3FG%	Free Throws FTM	FTA	FT%	Scoring PTS	AVG	Rebounding OFF	DEF	TOT	AVG	PF	AST	TO	BLK	STL
2019-20	29	0	261	9.0	42	65	0.646	0	0	0.000	14	28	0.500	98	3.4	24	46	70	2.4	38	1	14	31	7
2020-21	19	0	158	8.3	28	54	0.519	0	0	0.000	5	11	0.455	61	3.2	17	32	49	2.6	22	1	24	15	1
2021-22	17	4	145	8.5	19	39	0.487	0	0	0.000	20	27	0.741	58	3.4	16	27	43	2.5	17	2	11	18	2
TOTALS	65	4	564	8.7	89	158	0.563	0	0	0.000	39	66	0.591	217	3.3	57	105	162	2.5	77	4	49	64	10
Miss. State Totals	48	0	419	8.7	70	119	0.588	0	0	0.000	19	39	0.487	159	3.3	41	78	119	2.5	60	2	38	46	8
WVU Totals	17	4	145	8.5	19	39	0.487	0	0	0.000	20	27	0.741	58	3.4	16	27	43	2.5	17	2	11	18	2



21 A'riana "Ari" Gray

Fifth Year | Forward | 6-0 | Cleveland, Ohio | Maple Heights HS (Xavier)

Statistic	2021-22 Season High	Statistic	Career High
Points	25 at Oklahoma (2/5/22)	Points	25 at Oklahoma (2/5/22)
Minutes	44 at Oklahoma (2/5/22)	Minutes	44 at Oklahoma (2/5/22)
FGM	11 at Oklahoma (2/5/22)	FGM	11 at Oklahoma (2/5/22)
FGA	23 at Oklahoma (2/5/22)	FGA	23 at Oklahoma (2/5/22)
FG%	90% at Oklahoma State (1/22/22)	FG%	90% at Oklahoma State (1/22/22)
3FGM	1 vs. Kennesaw State (11/19/21)	3FGM	1 vs. Kennesaw State (11/19/21)
3FGA	3 at Oklahoma (2/5/22)	3FGA	3 at Oklahoma (2/5/22)
3FG%	100% vs. Kennesaw State (11/19/21)	3FG%	100% vs. Kennesaw State (11/19/21)
FTM	4 at Iowa State (1/2/22)	FTM	4 at Iowa State (1/2/22)
FTA	6 at Oklahoma (2/5/22)	FTA	6 at Oklahoma (2/5/22)
FT%	100%, 3x, last at Oklahoma State (1/22/22)	FT%	100%, 3x, last at Oklahoma State (1/22/22)
Rebounds	11 at Iowa State (1/2/22)	Rebounds	11 at Iowa State (1/2/22)
Assists	2, 5x, last vs. Kansas State (1/8/22)	Assists	2, 5x, last vs. Kansas State (1/8/22)
Turnovers	6 at Oklahoma (2/5/22)	Turnovers	6 at Oklahoma (2/5/22)
Blocks	1, 2x, last at Iowa State (1/2/22)	Blocks	1, 2x, last at Iowa State (1/2/22)
Steals	3, 2x, last at Oklahoma (2/5/22)	Steals	3, 2x, last at Oklahoma (2/5/22)

BY THE NUMBERS...

	Season	Career
GP/GS	19/1	19/1
10-PT GM	4	4
20-PT GM	1	1
30-PT GM	--	--
10+ REB	1	1
10+ AST	--	--
PTS LEADER	1	1
REB LEADER	3	3
DBL-DBL	1	1

NOTES

- Playing as a fifth-year student-athlete
- Transferred from Xavier in Summer 2021
- All-BIG EAST Honorable Mention (2019, 2020)
- Six-time BIG EAST Player of the Week during her time at Xavier

2021-22 Game-By-Game

#21 GRAY, A'riana

Opponent	Date	GS	MIN	Total		3-Pointers		Free throws		Rebounds				PF	A	TO	BLK	STL	PTS	AVG
				FG-FGA	PCT	3FG-3FGA	PCT	FT-FTA	PCT	OFF	DEF	TOT	AVG							
Saint Francis (PA)	11/16/2021		04:30	0-2	.000	0-0	.000	0-0	.000	1	0	1	1.0	5	0	3	0	0	0	0.0
Kennesaw St.	11/19/2021		14:16	3-4	.750	1-1	1.000	2-4	.500	2	1	3	2.0	0	1	0	1	9	4.5	
Radford	11/21/2021		23:48	5-12	.417	0-1	.000	1-1	1.000	1	8	9	4.3	2	2	1	0	0	11	6.7
vs Purdue	11/25/2021		15:57	5-10	.500	0-0	.000	0-0	.000	0	1	1	3.5	1	0	0	0	0	10	7.5
vs BYU	11/27/2021		13:48	3-6	.500	0-0	.000	3-4	.750	6	0	6	4.0	1	2	3	0	0	9	7.8
at Kentucky	12/01/2021		14:38	2-5	.400	0-0	.000	1-2	.500	1	1	2	3.7	2	0	2	0	0	5	7.3
Charlotte	12/07/2021		13:32	3-10	.300	0-0	.000	0-0	.000	2	4	6	4.0	0	0	0	0	1	6	7.1
at James Madison	12/12/2021		15:32	2-5	.400	0-1	.000	2-2	1.000	0	3	3	3.9	3	2	4	0	1	6	7.0
vs South Fla.	12/20/2021		16:28	0-3	.000	0-1	.000	0-0	.000	1	4	5	4.0	1	1	1	0	1	0	6.2
vs Michigan St.	12/21/2021		14:56	3-6	.500	0-0	.000	0-2	.000	0	2	2	3.8	0	0	2	1	1	6	6.2
at Iowa St.	01/02/2022	*	31:53	5-11	.455	0-1	.000	4-5	.800	4	7	11	4.5	4	2	2	1	1	14	6.9
Kansas St.	01/08/2022		15:30	1-10	.100	0-0	.000	0-0	.000	2	1	3	4.3	1	2	1	0	1	2	6.5
Texas Tech	01/12/2022		11:34	2-4	.500	0-0	.000	0-0	.000	2	1	3	4.2	0	0	2	0	1	4	6.3
at Texas	01/15/2022		13:05	2-5	.400	0-0	.000	0-0	.000	0	0	0	3.9	2	0	1	0	0	4	6.1
at Oklahoma St.	01/22/2022		13:06	4-5	.800	0-0	.000	1-1	1.000	0	2	2	3.8	1	0	0	0	3	9	6.3
TCU	01/25/2022		05:44	2-5	.400	0-0	.000	0-0	.000	2	1	3	3.8	2	0	0	0	0	4	6.2
at TCU	02/02/2022		12:09	3-5	.600	0-0	.000	0-0	.000	0	2	2	3.6	0	1	1	0	1	6	6.2
at Oklahoma	02/05/2022		43:41	11-23	.478	0-3	.000	3-6	.500	2	6	8	3.9	5	1	6	0	3	25	7.2
Kansas	02/09/2022		10:58	0-2	.000	0-0	.000	2-4	.500	0	2	2	3.8	1	0	0	0	0	2	6.9
Totals		1	305:06	56-133	.421	1-8	.125	19-31	.613	26	46	72	3.8	31	14	29	2	15	132	6.9

Player Averages

Games Played	Minutes/game	Points/game	FG Pct	3FG Pct	FT Pct	Rebounds/game	Assists/game	Turnovers/game	Assist/Turnover ratio	Steals/game	Blocks/game
19	16.1	6.9	42.1	12.5	61.3	3.8	0.7	1.5	0.5	0.8	0.1

Gray's Career Stats

YEAR	GP	GS	Minutes MIN	AVG	Shooting FGM	FGA	FG%	3-Point 3FGM	3FGA	3FG%	Free Throws FTM	FTA	FT%	Scoring PTS	AVG	Rebounding OFF	DEF	TOT	AVG	PF	AST	TO	BLK	STL
2017-18	30	9	521	17.4	54	151	0.358	12	43	0.279	34	50	0.680	154	5.1	53	112	165	5.5	64	24	43	13	30
2018-19	30	30	872	29.1	164	377	0.435	25	96	0.260	63	99	0.636	416	13.9	118	226	344	11.5	93	28	77	17	58
2019-20	26	25	741	28.5	152	429	0.354	23	92	0.250	85	141	0.603	412	15.8	67	174	241	9.3	71	49	95	16	41
2020-21	13	13	343	26.4	67	169	0.396	4	38	0.105	35	50	0.700	173	13.3	20	67	87	6.7	36	27	47	2	20
2021-21	19	1	306	16.1	56	133	0.421	1	8	0.125	19	31	0.613	132	6.9	26	46	72	3.8	31	14	29	2	15
TOTALS	118	78	2783	23.6	493	1259	0.392	65	277	0.235	236	371	0.636	1287	10.9	284	625	909	7.7	295	142	291	50	164
Xavier Totals	99	77	2477	25.0	437	1126	0.388	64	269	0.238	217	340	0.638	1155	11.7	258	579	837	8.5	264	128	262	48	149
WVU Totals	19	1	306	16	56	133	0	1	8	0	19	31	1	132	7	26	46	72	4	31	14	29	2	15



22 Blessing Ejiofor

Fifth Year | Center | 6-5 | Ebonyi, Nigeria | Paterson Eastside HS (Chipola CC)

Statistic	2021-22 Season High	Statistic	Career High
Points	6, 3x, last at Oklahoma (2/5/22)	Points	8, 2x, last at Baylor (3/8/21)
Minutes	22 vs. Baylor (1/29/22)	Minutes	33 vs. Syracuse (12/22/19)
FGM	3, 2x, last vs. Kansas State (1/8/22)	FGM	4, 3x, last at Baylor (3/8/21)
FGA	5 vs. Kansas State (1/8/22)	FGA	8 at Baylor (3/8/21)
FG%	100%, 2x, last at Oklahoma (2/5/22)	FG%	100%, 5x, last at Oklahoma (2/5/22)
3FGM	0	3FGM	0
3FGA	1 vs. TCU (1/25/22)	3FGA	1 vs. TCU (1/25/22)
3FG%	0	3FG%	0
FTM	2 at Oklahoma (2/5/22)	FTM	3 at Mississippi State (12/8/19)
FTA	2, 4x, last at Oklahoma (2/5/22)	FTA	4 at Mississippi State (12/8/19)
FT%	100% at Oklahoma (2/5/22)	FT%	100%, 3x, last at Oklahoma (2/5/22)
Rebounds	12 vs. Michigan State (12/21/21)	Rebounds	12, 2x, last vs. Michigan State (12/21/21)
Assists	1, 4x, last at Oklahoma (2/5/22)	Assists	3 at Texas (2/6/21)
Turnovers	4 vs. TCU (1/25/22)	Turnovers	4, 2x, last vs. TCU (1/25/22)
Blocks	2 vs. Michigan State (12/21/21)	Blocks	3 at Texas Tech (1/27/21)
Steals	2, 2x, last vs. TCU (1/25/22)	Steals	3, 2x, last at Kansas State (3/3/21)

BY THE NUMBERS...

	Season	Career
GP/GS	20/4	76/25
10-PT GM	--	0
20-PT GM	--	0
30-PT GM	--	0
10+ REB	2	7
10+ AST	--	0
PTS LEADER	--	0
REB LEADER	5	13
DBL-DBL	--	0

NOTES

- Playing as a fifth-year student-athlete
- Played in all 29 games for WVU in 2020-21, including one start

2021-22 Game-By-Game

#22 EJIOFOR, Blessing

Opponent	Date	GS	MIN	Total		3-Pointers		Free throws		Rebounds				PF	A	TO	BLK	STL	PTS	AVG
				FG-FGA	PCT	3FG-3FGA	PCT	FT-FTA	PCT	OFF	DEF	TOT	AVG							
Saint Francis (PA)	11/16/2021		08:03	0-1	.000	0-0	.000	0-0	.000	0	0	0	0.0	1	0	0	0	1	0	0.0
Kennesaw St.	11/19/2021		10:36	0-1	.000	0-0	.000	0-0	.000	1	0	1	0.5	1	0	1	0	2	0	0.0
Radford	11/21/2021		13:19	1-4	.250	0-0	.000	0-0	.000	2	1	3	1.3	3	0	0	0	0	2	0.7
vs Purdue	11/25/2021		16:38	1-3	.333	0-0	.000	0-0	.000	2	6	8	3.0	1	0	0	1	0	2	1.0
vs BYU	11/27/2021		17:36	0-1	.000	0-0	.000	0-0	.000	0	7	7	3.8	3	0	0	0	0	0	0.8
at Kentucky	12/01/2021		08:03	1-2	.500	0-0	.000	0-0	.000	0	2	2	3.5	1	1	1	0	0	2	1.0
Charlotte	12/07/2021		18:00	1-3	.333	0-0	.000	0-0	.000	2	3	5	3.7	1	1	1	0	1	2	1.1
at James Madison	12/12/2021		17:21	3-4	.750	0-0	.000	0-0	.000	4	1	5	3.9	0	0	2	0	0	6	1.8
vs South Fla.	12/20/2021		13:43	0-2	.000	0-0	.000	0-0	.000	2	0	2	3.7	1	1	1	0	0	0	1.6
vs Michigan St.	12/21/2021		19:04	1-1	1.000	0-0	.000	1-2	.500	2	10	12	4.5	2	0	0	2	1	3	1.7
Kansas St.	01/08/2022		13:45	3-5	.600	0-0	.000	0-0	.000	1	7	8	4.8	0	0	0	1	0	6	2.1
Texas Tech	01/12/2022		08:42	0-0	.000	0-0	.000	0-2	.000	2	1	3	4.7	3	0	1	1	0	0	1.9
at Texas	01/15/2022		13:35	0-0	.000	0-0	.000	0-0	.000	1	1	2	4.5	4	0	0	0	0	0	1.8
Oklahoma	01/19/2022	*	12:27	0-1	.000	0-0	.000	1-2	.500	0	3	3	4.4	1	0	1	0	0	1	1.7
at Oklahoma St.	01/22/2022	*	14:42	0-2	.000	0-0	.000	0-0	.000	1	3	4	4.3	3	0	1	0	1	0	1.6
TCU	01/25/2022	*	20:49	1-3	.333	0-1	.000	0-0	.000	3	8	11	4.8	4	0	4	0	2	2	1.6
Baylor	01/29/2022	*	21:38	2-4	.500	0-0	.000	0-0	.000	0	5	5	4.8	2	0	2	1	1	4	1.8
at TCU	02/02/2022		07:45	0-1	.000	0-0	.000	0-0	.000	0	2	2	4.6	1	0	0	0	1	0	1.7
at Oklahoma	02/05/2022		13:28	2-2	1.000	0-0	.000	2-2	1.000	0	3	3	4.5	2	1	1	0	1	6	1.9
Kansas	02/09/2022		03:46	0-0	.000	0-0	.000	0-0	.000	0	0	0	4.3	1	0	0	0	0	0	1.8
Totals		4	273:01	16-40	.400	0-1	.000	4-8	.500	23	63	86	4.3	35	4	16	6	11	36	1.8

Player Averages

Games Played	Minutes/game	Points/game	FG Pct	3FG Pct	FT Pct	Rebounds/game	Assists/game	Turnovers/game	Assist/Turnover ratio	Steals/game	Blocks/game
20	13.7	1.8	40.0	0.0	50.0	4.3	0.2	0.8	0.3	0.6	0.3

Ejiofor's Career Stats

YEAR	GP	GS	Minutes		Shooting			3-Point			Free Throws			Scoring		Rebounding				PF	AST	TO	BLK	STL
			MIN	AVG	FGM	FGA	FG%	3FGM	3FGA	3FG%	FTM	FTA	FT%	PTS	AVG	OFF	DEF	TOT	AVG					
2017-18	22	0	123	5.6	11	26	0.423	0	0	0.000	6	10	0.600	28	1.3	14	26	40	1.8	29	1	17	6	6
2019-20	27	20	458	17.0	26	65	0.400	0	0	0.000	6	12	0.500	58	2.1	46	89	135	5.0	70	6	35	15	16
2020-21	29	1	410	14.1	36	66	0.545	0	0	0.000	8	20	0.400	80	2.8	28	71	99	3.4	50	6	24	11	14
2021-22	20	4	274	13.7	16	40	0.400	0	1	0.000	4	8	0.500	36	1.8	23	63	86	4.3	35	4	16	6	11
TOTALS	98	25	1265	12.9	89	197	0.452	0	1	0.000	24	50	0.480	202	2.1	111	249	360	3.7	184	17	92	38	47
Vanderbilt Totals	22	0	123	5.6	11	26	0.423	0	0	0.000	6	10	0.600	28	1.3	14	26	40	1.8	29	1	17	6	6
WVU Totals	76	25	1142	15.0	78	171	0.456	0	1	0.000	18	40	0.450	174	2.3	97	223	320	4.2	155	16	75	32	41



23 Isis Beh

Redshirt Sophomore | Forward | 6-3 | Murray, Utah | Murray HS (Salt Lake City CC)

Statistic	2021-22 Season High	Statistic	Career High
Points	--	Points	--
Minutes	--	Minutes	--
FGM	--	FGM	--
FGA	--	FGA	--
FG%	--	FG%	--
3FGM	--	3FGM	--
3FGA	--	3FGA	--
3FG%	--	3FG%	--
FTM	--	FTM	--
FTA	--	FTA	--
FT%	--	FT%	--
Rebounds	--	Rebounds	--
Assists	--	Assists	--
Turnovers	--	Turnovers	--
Blocks	--	Blocks	--
Steals	--	Steals	--

BY THE NUMBERS...

	Season	Career
GP/GS	--	--
10-PT GM	--	--
20-PT GM	--	--
30-PT GM	--	--
10+ REB	--	--
10+ AST	--	--
PTS LEADER	--	--
REB LEADER	--	--
DBL-DBL	--	--

2021-22 Game-By-Game

NOTES

- Transferred from Salt Lake City Community College in Summer 2021
- SLCC's 2020-21 season was postponed to the spring semester due to COVID-19
- Spent her first season of college at UNLV, where she was named to the 2020 Mountain West Conference All-Freshman Team

Beh's Career Stats

YEAR	GP	GS	Minutes		Shooting			3-Point			Free Throws			Scoring		Rebounding			PF	AST	TO	BLK	STL	
			MIN	AVG	FGM	FGA	FG%	3FGM	3FGA	3FG%	FTM	FTA	FT%	PTS	AVG	OFF	DEF	TOT						AVG
2019-20	30	1	621	20.7	46	87	0.529	2	5	0.400	15	26	0.577	109	3.6	50	69	119	4.0	75	26	32	8	18
2021-22	0	0	0	0.0	0	0	0.000	0	0	0.000	0	0	0.000	0	0.0	0	0	0	0.0	0	0	0	0	0
TOTALS	30	1	621	20.7	46	87	0.529	2	5	0.400	15	26	0.577	109	3.6	50	69	119	4.0	75	26	32	8	18
UNLV Totals	30	1	621	20.7	46	87	0.529	2	5	0.400	15	26	0.577	109	3.6	50	69	119	4.0	75	26	32	8	18
WVU Totals	0	0	0	0	0	0	0	0	0	0	0	0	0	0	0	0	0	0	0	0	0	0	0	0



BY THE NUMBERS...

	Season	Career
GP/GS	21/0	21/0
10-PT GM	--	--
20-PT GM	--	--
30-PT GM	--	--
10+ REB	--	--
10+ AST	--	--
PTS LEADER	--	--
REB LEADER	--	--
DBL-DBL	--	--

NOTES

- Transferred from Oregon State in Summer 2021
- Played in 19 games for OSU last season, including two appearances in the NCAA Tournament

24 Savannah Samuel

Sophomore | Guard | 6-1 | Woodstock, Ga. | St. Francis HS (Oregon State)

Statistic	2021-22 Season High	Statistic	Career High
Points	9, 2x, last vs. Baylor (1/29/22)	Points	9, 2x, last vs. Baylor (1/29/22)
Minutes	28, 2x, last at Oklahoma (2/5/22)	Minutes	28, 2x, last at Oklahoma (2/5/22)
FGM	4 vs. Purdue (11/25/21)	FGM	4 vs. Purdue (11/25/21)
FGA	7, 2x, last at Oklahoma (2/5/22)	FGA	7, 2x, last at Oklahoma (2/5/22)
FG%	100% vs. South Florida (12/20/21)	FG%	100% vs. South Florida (12/20/21)
3FGM	2 vs. Radford (11/21/21)	3FGM	2 vs. Radford (11/21/21)
3FGA	3, 3x, last vs. Baylor (1/29/22)	3FGA	3, 3x, last vs. Baylor (1/29/22)
3FG%	66.7% vs. Radford (11/21/21)	3FG%	66.7% vs. Radford (11/21/21)
FTM	2 vs. Baylor (1/29/22)	FTM	2 vs. Baylor (1/29/22)
FTA	2, 7x, last vs. Baylor (1/29/22)	FTA	2, 7x, last vs. Baylor (1/29/22)
FT%	100%, 4x, last at TCU (2/2/22)	FT%	100%, 4x, last at TCU (2/2/22)
Rebounds	5 at Oklahoma (2/5/22)	Rebounds	5 at Oklahoma (2/5/22)
Assists	2, 2x, last vs. Michigan State (12/21/21)	Assists	2, 2x, last vs. Michigan State (12/21/21)
Turnovers	3 vs. Saint Francis (Pa.) (11/16/21)	Turnovers	3 vs. Saint Francis (Pa.) (11/16/21)
Blocks	2, 2x, last vs. Kansas (2/9/22)	Blocks	2, 2x, last vs. Kansas (2/9/22)
Steals	3 vs. Saint Francis (Pa.) (11/16/21)	Steals	3 vs. Saint Francis (Pa.) (11/16/21)

2021-22 Game-By-Game

#24 SAMUEL, Savannah

Opponent	Date	GS	MIN	Total		3-Pointers		Free throws		Rebounds				PF	A	TO	BLK	STL	PTS	AVG
				FG-FGA	PCT	3FG-3FGA	PCT	FT-FTA	PCT	OFF	DEF	TOT	AVG							
Saint Francis (PA)	11/16/2021		18:21	2-3	.667	0-0	.000	1-2	.500	0	1	1	1.0	0	1	3	1	3	5	5.0
Kennesaw St.	11/19/2021		08:45	1-4	.250	0-2	.000	0-1	.000	0	1	1	1.0	1	0	1	0	0	2	3.5
Radford	11/21/2021		17:02	3-6	.500	2-3	.667	1-2	.500	0	3	3	1.7	2	1	1	0	1	9	5.3
vs Purdue	11/25/2021		16:57	4-5	.800	0-0	.000	0-2	.000	0	0	0	1.3	0	0	1	1	2	8	6.0
vs BYU	11/27/2021		19:46	1-5	.200	0-3	.000	0-0	.000	0	1	1	1.2	0	2	0	0	1	2	5.2
at Kentucky	12/01/2021		13:11	0-2	.000	0-0	.000	0-0	.000	0	1	1	1.2	0	1	0	0	1	0	4.3
Charlotte	12/07/2021		05:23	0-0	.000	0-0	.000	0-0	.000	0	0	0	1.0	0	0	1	0	0	0	3.7
at James Madison	12/12/2021		03:29	0-1	.000	0-1	.000	0-0	.000	0	0	0	0.9	0	0	1	0	0	0	3.3
vs South Fla.	12/20/2021		03:27	1-1	1.000	0-0	.000	1-1	1.000	1	0	1	0.9	1	0	0	0	0	3	3.2
vs Michigan St.	12/21/2021		17:04	3-5	.600	1-2	.500	0-0	.000	1	0	1	0.9	2	2	0	0	1	7	3.6
at Iowa St.	01/02/2022		23:34	2-5	.400	0-1	.000	1-2	.500	0	3	3	1.1	3	0	1	0	0	5	3.7
Kansas St.	01/08/2022		01:28	0-0	.000	0-0	.000	0-0	.000	0	0	0	1.0	0	1	0	0	0	0	3.4
Texas Tech	01/12/2022		14:35	0-5	.000	0-2	.000	1-2	.500	1	1	2	1.1	0	0	1	0	1	1	3.2
at Texas	01/15/2022		11:53	0-1	.000	0-0	.000	1-2	.500	2	0	2	1.1	1	0	1	0	0	1	3.1
Oklahoma	01/19/2022		09:20	1-4	.250	0-1	.000	1-2	.500	1	0	1	1.1	2	1	1	0	1	3	3.1
at Oklahoma St.	01/22/2022		13:42	1-3	.333	0-1	.000	1-1	1.000	1	0	1	1.1	1	0	0	2	0	3	3.1
TCU	01/25/2022		21:24	2-3	.667	0-1	.000	0-0	.000	1	0	1	1.1	0	1	0	0	0	4	3.1
Baylor	01/29/2022		27:14	3-7	.429	1-3	.333	2-2	1.000	1	0	1	1.1	1	1	0	0	2	9	3.4
at TCU	02/02/2022		25:56	2-4	.500	0-0	.000	1-1	1.000	1	0	1	1.1	0	1	1	0	0	5	3.5
at Oklahoma	02/05/2022		28:00	2-7	.286	0-1	.000	0-0	.000	3	2	5	1.3	1	1	1	0	0	4	3.6
Kansas	02/09/2022		17:09	0-3	.000	0-2	.000	0-0	.000	0	0	0	1.2	4	0	0	2	0	0	3.4
Totals		0	317:40	28-74	.378	4-23	.174	11-20	.550	13	13	26	1.2	19	13	14	6	13	71	3.4

Player Averages

Games Played	Minutes/game	Points/game	FG Pct	3FG Pct	FT Pct	Rebounds/game	Assists/game	Turnovers/game	Assist/Turnover ratio	Steals/game	Blocks/game
21	15.1	3.4	37.8	17.4	55.0	1.2	0.6	0.7	0.9	0.6	0.3

Samuel's Career Stats

YEAR	GP	GS	Minutes		Shooting			3-Point			Free Throws			Scoring		Rebounding				PF	AST	TO	BLK	STL
			MIN	AVG	FGM	FGA	FG%	3FGM	3FGA	3FG%	FTM	FTA	FT%	PTS	AVG	OFF	DEF	TOT	AVG					
2020-21	19	0	216	11.4	22	67	0.328	3	21	0.143	18	29	0.621	65	3.4	5	16	21	1.1	16	5	16	7	6
2021-22	21	0	318	15.1	28	74	0.378	4	23	0.174	11	20	0.550	71	3.4	13	13	26	1.2	19	13	14	6	13
TOTALS	40	0	534	13.4	50	141	0.355	7	44	0.159	29	49	0.592	136	3.4	18	29	47	1.2	35	18	30	13	19
Oregon State Totals	19	0	216	11.4	22	67	0.328	3	21	0.143	18	29	0.621	65	3.4	5	16	21	1.1	16	5	16	7	6
WVU Totals	21	0	318	15	28	74	0	4	23	0	11	20	1	71	3	13	13	26	1	19	13	14	6	13



30 Madisen Smith

Senior | Guard | 5-5 | Greenville, S.C. | Greenville Senior HS

BY THE NUMBERS...

	Season	Career
GP/GS	21/21	103/98
10-PT GM	7	30
20-PT GM	--	2
30-PT GM	--	0
10+ REB	--	0
10+ AST	--	0
PTS LEADER	3	6
REB LEADER	--	1
DBL-DBL	--	0

NOTES

- Team Captain
- Fourth-year starting point guard for the Mountaineers
- Played in 21 games for WVU in 2020-21, including 20 starts
- Sustained a leg injury following the TCU game on Feb. 20, 2021, that sidelined her until the NCAA Tournament Second Round

Statistic	2021-22 Season High	Statistic	Career High
Points	18, 2x, last at Oklahoma (2/5/22)	Points	24 at Iowa State (2/9/19)
Minutes	50 at Oklahoma (2/5/22)	Minutes	50 at Oklahoma (2/5/22)
FGM	5, 4x, last at Oklahoma (2/5/22)	FGM	9 at Iowa State (2/9/19)
FGA	11, 3x, last vs. Kansas (2/9/22)	FGA	18 at Iowa State (2/9/19)
FG%	66.7% vs. Purdue (11/25/21)	FG%	100% vs. Kansas (3/2/19)
3FGM	4 at Oklahoma (2/5/22)	3FGM	5 at Iowa State (2/9/19)
3FGA	7 vs. South Florida (12/20/21)	3FGA	10 at Iowa State (2/9/19)
3FG%	66.7% at Oklahoma (2/5/22)	3FG%	100%, 3x, last vs. James Madison (12/13/20)
FTM	11 vs. Texas Tech (1/12/22)	FTM	11 vs. Texas Tech (1/12/22)
FTA	12 vs. Texas Tech (1/12/22)	FTA	12 vs. Texas Tech (1/12/22)
FT%	100%, 2x, last vs. Oklahoma (1/19/22)	FT%	100%, 19x, last vs. Oklahoma (1/19/22)
Rebounds	6 at James Madison (12/12/21)	Rebounds	7 vs. Kansas (2/10/21)
Assists	9 vs. Baylor (1/29/22)	Assists	9 vs. Baylor (1/29/22)
Turnovers	8 at Oklahoma (2/5/22)	Turnovers	10 vs. TCU (2/16/19)
Blocks	1, 2x, last at Texas (1/15/22)	Blocks	1, 7x, last at Texas (1/15/22)
Steals	3, 3x, last vs. Kansas (2/9/22)	Steals	5, 2x, last at Texas Tech (2/13/19)

2021-22 Game-By-Game

#30 SMITH, Madisen

Opponent	Date	GS	MIN	Total		3-Pointers		Free throws		Rebounds				PF	A	TO	BLK	STL	PTS	AVG	
				FG-FGA	PCT	3FG-3FGA	PCT	FT-FTA	PCT	OFF	DEF	TOT	AVG								
Saint Francis (PA)	11/16/2021	*	20:41	0-4	.000	0-1	.000	0-0	.000	0	2	2	2.0	1	5	1	0	1	0	0.0	
Kennesaw St.	11/19/2021	*	30:04	2-6	.333	2-4	.500	0-1	.000	0	1	1	1.5	2	4	2	0	0	6	3.0	
Radford	11/21/2021	*	22:37	0-3	.000	0-2	.000	0-0	.000	0	2	2	1.7	2	7	3	0	2	0	2.0	
vs Purdue	11/25/2021	*	29:19	4-6	.667	0-0	.000	0-0	.000	1	2	3	2.0	0	3	3	0	0	8	3.5	
vs BYU	11/27/2021	*	34:43	0-8	.000	0-2	.000	0-0	.000	1	1	2	2.0	0	2	1	0	3	0	2.8	
at Kentucky	12/01/2021	*	27:31	1-4	.250	0-0	.000	0-0	.000	0	0	0	1.7	3	3	4	0	1	2	2.7	
Charlotte	12/07/2021	*	32:44	3-7	.429	1-2	.500	4-6	.667	0	2	2	1.7	1	3	3	0	0	11	3.9	
at James Madison	12/12/2021	*	30:42	2-4	.500	1-2	.500	1-2	.500	2	4	6	2.3	3	5	2	0	2	6	4.1	
vs South Fla.	12/20/2021	*	32:46	5-11	.455	3-7	.429	2-3	.667	0	0	0	2.0	0	2	0	0	0	15	5.3	
vs Michigan St.	12/21/2021	*	29:24	1-7	.143	0-2	.000	0-0	.000	0	2	2	2.0	5	5	0	0	0	2	5.0	
at Iowa St.	01/02/2022	*	34:14	3-7	.429	0-2	.000	0-0	.000	0	2	2	2.0	0	2	2	0	1	6	5.1	
Kansas St.	01/08/2022	*	35:38	5-9	.556	2-5	.400	1-1	1.000	0	0	0	1.8	2	5	3	1	0	13	5.8	
Texas Tech	01/12/2022	*	34:19	2-6	.333	0-2	.000	11-12	.917	0	4	4	2.0	3	2	3	0	3	15	6.5	
at Texas	01/15/2022	*	37:10	0-3	.000	0-3	.000	1-2	.500	0	1	1	1.9	4	4	6	1	1	1	6.1	
Oklahoma	01/19/2022	*	36:08	4-10	.400	0-4	.000	2-2	1.000	0	3	3	2.0	3	5	2	0	0	10	6.3	
at Oklahoma St.	01/22/2022	*	31:42	1-8	.125	1-4	.250	3-4	.750	0	3	3	2.1	3	7	3	0	0	6	6.3	
TCU	01/25/2022	*	34:52	1-9	.111	1-3	.333	0-0	.000	0	1	1	2.0	3	4	3	0	1	3	6.1	
Baylor	01/29/2022	*	40:00	3-11	.273	0-3	.000	3-4	.750	0	5	5	2.2	1	9	1	0	2	9	6.3	
at TCU	02/02/2022	*	40:00	5-10	.500	1-4	.250	7-8	.875	0	2	2	2.2	4	5	4	0	1	18	6.9	
at Oklahoma	02/05/2022	*	50:00	5-10	.500	4-6	.667	4-5	.800	0	4	4	2.3	1	4	8	0	0	18	7.5	
Kansas	02/09/2022	*	38:20	3-11	.273	0-6	.000	0-0	.000	0	1	1	2.2	2	3	5	0	3	6	7.4	
Totals			21	702:53	50-154	.325	16-64	.250	39-50	.780	4	42	46	2.2	43	89	59	2	21	155	7.4

Player Averages

Games Played	Minutes/game	Points/game	FG Pct	3FG Pct	FT Pct	Rebounds/game	Assists/game	Turnovers/game	Assist/Turnover ratio	Steals/game	Blocks/game
21	33.5	7.4	32.5	25.0	78.0	2.2	4.2	2.8	1.5	1.0	0.1

Smith's Career Stats

YEAR	GP	GS	Minutes		Shooting			3-Point			Free Throws			Scoring		Rebounding			PF	AST	TO	BLK	STL	
			MIN	AVG	FGM	FGA	FG%	3FGM	3FGA	3FG%	FTM	FTA	FT%	PTS	AVG	OFF	DEF	TOT						AVG
2018-19	33	29	1,030	31.2	81	221	0.367	33	101	0.327	47	75	0.627	242	7.3	15	64	79	2.4	74	134	99	2	48
2019-20	28	28	792	28.3	72	230	0.313	29	102	0.284	23	45	0.511	196	7.0	5	43	48	1.7	56	83	77	1	22
2020-21	21	20	715	34.0	56	163	0.344	23	72	0.319	38	48	0.792	173	8.2	8	47	55	2.6	37	83	57	2	23
2021-22	21	21	703	33.5	50	154	0.325	16	64	0.250	39	50	0.780	155	7.4	4	42	46	2.2	43	89	59	2	21
TOTALS	103	98	3240	31.5	259	768	0.337	101	339	0.298	147	218	0.674	766	7.4	32	196	228	2.2	210	389	292	7	114



33 JeAnna Cunningham

Sophomore | Center | 6-4 | Brentwood, N.Y. | St. Francis Prep

Statistic	2021-22 Season High	Statistic	Career High
Points	0	Points	4 vs. James Madison (12/13/20)
Minutes	9 vs. Saint Francis (Pa.) (11/16/21)	Minutes	9 vs. Saint Francis (Pa.) (11/16/21)
FGM	0	FGM	1 vs. James Madison (12/13/20)
FGA	1 vs. Saint Francis (Pa.) (11/16/21)	FGA	1, 3x, last vs. Saint Francis (Pa.) (11/16/21)
FG%	0%	FG%	100% vs. James Madison (12/13/20)
3FGM	0	3FGM	0
3FGA	0	3FGA	0
3FG%	0	3FG%	0
FTM	0	FTM	2 vs. James Madison (12/13/20)
FTA	0	FTA	2 vs. James Madison (12/13/20)
FT%	0	FT%	100% vs. James Madison (12/13/20)
Rebounds	1, 2x, last at Iowa State (1/2/22)	Rebounds	1, 4x, last at Iowa State (1/2/22)
Assists	0	Assists	0
Turnovers	1, 2x, last at Iowa State (1/2/22)	Turnovers	2 vs. James Madison (12/13/20)
Blocks	2 vs. Saint Francis (Pa.) (11/16/21)	Blocks	2 vs. Saint Francis (Pa.) (11/16/21)
Steals	0	Steals	0

BY THE NUMBERS...

	Season	Career
GP/GS	3/0	12/0
10-PT GM	--	0
20-PT GM	--	0
30-PT GM	--	0
10+ REB	--	0
10+ AST	--	0
PTS LEADER	--	0
REB LEADER	--	0
DBL-DBL	--	0

2021-22 Game-By-Game

#33 CUNNINGHAM, JeAnna

Opponent	Date	GS	MIN	Total		3-Pointers		Free throws		Rebounds			PF	A	TO	BLK	STL	PTS	AVG
				FG-FGA	PCT	3FG-3FGA	PCT	FT-FTA	PCT	OFF	DEF	TOT							
Saint Francis (PA)	11/16/2021		08:34	0-1	.000	0-0	.000	0-0	.000	0	0	0	0.0	1	0	1	2	0	0.0
vs Michigan St.	12/21/2021		00:53	0-0	.000	0-0	.000	0-0	.000	0	1	1	0.5	0	0	0	1	0	0.0
at Iowa St.	01/02/2022		03:13	0-0	.000	0-0	.000	0-0	.000	0	1	1	0.7	1	0	1	1	0	0.0
Totals		0	12:40	0-1	.000	0-0	.000	0-0	.000	0	2	2	0.7	2	0	2	4	0	0.0

Player Averages

Games Played	Minutes/game	Points/game	FG Pct	3FG Pct	FT Pct	Rebounds/game	Assists/game	Turnovers/game	Assist/Turnover ratio	Steals/game	Blocks/game
3	4.2	0.0	0.0	0.0	0.0	0.7	0.0	0.7	0.0	0.0	1.3

NOTES

- Played in nine games during her freshman campaign in 2020-21
- Made her WVU debut against Fresno State in 2021; scored her first points against James Madison

Cunningham's Career Stats

YEAR	GP	GS	Minutes MIN	AVG	Shooting FGM	FGA	FG%	3-Point 3FGM	3FGA	3FG%	Free Throws FTM	FTA	FT%	Scoring PTS	AVG	Rebounding OFF	DEF	TOT	AVG	PF	AST	TO	BLK	STL
2020-21	9	0	15	1.7	1	2	0.500	0	0	0.000	2	2	1.000	4	0.4	0	2	2	0.2	3	0	3	0	0
2021-22	3	0	13	4.3	0	1	0.000	0	0	0.000	0	0	0.000	0	0.0	0	2	2	0.7	2	0	2	4	0
TOTALS	12	0	28	2.3	1	3	0.333	0	0	0.000	2	2	1.000	4	0.3	0	4	4	0.3	5	0	5	4	0

2021-22 WVU WOMEN'S BASKETBALL ROSTER



**Jayla
HEMINGWAY**

G | 5-11 | Jr.



**Wynter
ROGERS**

G | 5-11 | Fr.



**KK
DEANS**

G | 5-8 | Jr.



**JJ
QUINERLY**

G | 5-8 | Fr.



**Esmery
MARTINEZ**

F | 6-2 | Jr.



**Messiah
HUNTER**

F | 6-2 | Fr.



**Kari
NIBLACK**

F | 6-1 | Sr.



**Yemiyah
MORRIS**

C | 6-6 | 5th Yr.



**Ari
GRAY**

F | 6-0 | 5th Yr.



**Blessing
EJIOFOR**

C | 6-5 | 5th Yr.



**Isis
BEH**

F | 6-3 | R-So.



**Savannah
SAMUEL**

G | 6-1 | So.



**Madisen
SMITH**

G | 5-5 | Sr.



**JeAnna
CUNNINGHAM**

C | 6-4 | So.



**Mike
CAREY**

Head Coach



**Bett
SHELBY**

Assoc. Head Coach



**Craig
CAREY**

Assistant Coach



**Nitra
PERRY**

Assistant Coach