



# MOUNTAINEER FOOTBALL

PO BOX 877

MORGANTOWN, WV 26507-0877

WVUSPORTS.COM

304.293.2821 PHONE

TONY MATHIS JR.



## NOTING THE MOUNTAINEERS

- The 2022 campaign marks West Virginia's 130th season of football. The Mountaineers are the 15th-winningest program in college football
- WVU is 7-9-1 in games played on Oct. 22, including 2-5 in games played on the road. The first time that West Virginia played on Oct. 22, was in 1902 when the Mountaineers lost 23-6 to W.U.P. (Pitt) on the road. The last time WVU played on that date was in 2016 against TCU at home (W 34-10). The last time that West Virginia played on the road on Oct. 22, was against Penn State in 1983 (L 41-23)
- WVU is 96-14 since 2002 when winning the turnover battle
- The Mountaineers are No. 15 nationally in third-down conversions (.500) and No. 11 in fourth-down conversions (.750)
- WVU is No. 28 in first down offense (162) and No. 42 nationally in first down defense (121)
- West Virginia is ranked No. 26 nationally and No. 2 in the league in rushing defense (112.0) and No. 35 in rushing offense (191.3)
- West Virginia is averaging 38.7 points per game, ranking No. 20 nationally

## WEST VIRGINIA MOUNTAINEERS

2022 Record: ..... 3-3, 1-2 Big 12  
 Head Coach: ..... Neal Brown  
 Alma Mater/Year:..... UMass ('02)  
 Record at WVU: ..... 20-21 (4th)  
 Overall Record: ..... 55-37 (8th)



## GAME 7

**DATE:**  
 Saturday, October 22, 2022

**TIME:** 3 p.m. (ET)

**LOCATION:** Lubbock, Texas

**STADIUM:**  
 Jones AT&T Stadium (60,454)

**LIVE BROADCAST:** FS1

**LIVE AUDIO:**  
 Mountaineer Sports Network by Learfield

WVU Game Day Apps and WVUSports.com

**TWITTER UPDATES:**  
 @wvufootball

**LIVE STATS:**  
<https://texastech.com/sidearmstats/football/summary>



## TEXAS TECH RED RAIDERS

2022 Record: ..... 3-3, 1-2 Big 12  
 Head Coach: ..... Joey McGuire  
 Alma Mater:.... UT-Arlington ('95)  
 Record at TTU: ..... 3-3 (1st)  
 Overall Record ..... 3-3 (1st)

## THE SERIES

All-Time Series ..... WVU leads 6-5  
 In Lubbock ..... WVU leads 3-2  
 In Morgantown ..... TTU leads 3-2  
 At Neutral Sites ..... WVU leads 1-0  
 First Meeting ..... 1937, WVU 7-6 (N)  
 Last Meeting ..... 2021, TTU 23-20 (H)  
 Brown vs. TTU ..... 0-3  
 Brown vs. McGuire ..... First Meeting  
 McGuire vs. WVU ..... First Meeting

- WVU is ranked No. 24 nationally in fewest tackles for loss allowed and sits at No. 3 in the Big 12 Conference (4.2)
- West Virginia is ranked No. 13 nationally in time of possession and No. 1 in the Big 12 (32:52)
- WVU is No. 17 nationally in red zone offense (.935) and No. 2 in the Big 12. The Mountaineers have the third-most red zone touchdowns in the league (29) and the third-fewest on defense (16)
- The Mountaineers are ranked No. 11 nationally in punt return defense (2.00)
- West Virginia is ranked No. 17 nationally in fewest passes had intercepted (3)
- JT Daniels ranks No. 22 nationally in completions per game (23.17)
- CJ Donaldson Jr. is No. 7 nationally in rushing yards per carry (6.95) and No. 38 in rushing touchdowns (6)
- According to PFF College, Bryce Ford-Wheaton is ranked No. 3 nationally among FBS receivers in number of contested catches (11)
- Ford-Wheaton is ranked No. 18 nationally in receptions per game (6.7)

- In conference games, West Virginia is the only school to have three receivers ranked in the top 10 in receptions per game (No. 3 Ford-Wheaton - 8.0, No. 4 Kaden Prather - 7.33, No. 10 Sam James - 4.67)
- Casey Legg is tied for No. 1 nationally in field goal percentage (100.0 - 10/10), is No. 14 in field goals per game (1.67), No. 23 in scoring (9.0) and No. 32 in total points scored (54)
- Dante Stills currently has 47.5 tackles for loss in his WVU career and needs at least 0.5 more to pass Grant Wiley for the school record. He also is tied for No. 6 in school history with 21.5 sacks
- Jasir Cox is No. 3 nationally in fumbles recovered (2), and Taijh Alston is No. 9 nationally in forced fumbles (0.33)
- Aubrey Burks is No. 7 in the Big 12 in forced fumbles. Caden Biser and Lee Kpogba are tied for No. 4 in fumbles recovered

## 2022 SCHEDULE & RESULTS



AT PITT  
 Sept. 1 (Thurs.)  
 L/38-31  
 ESPN



KANSAS  
 Sept. 10  
 L/55-42 (OT)  
 Big 12 Now



TOWSON  
 Sept. 17  
 W/65-7  
 Big 12 Now



AT VIRGINIA TECH  
 Sept. 22 (Thurs.)  
 W/33-10  
 ESPN



AT TEXAS  
 Oct. 1  
 L/38-20  
 FS1



BAYLOR  
 Oct. 13 (Thurs.)  
 W/43-40  
 FS1



AT TEXAS TECH  
 Oct. 22  
 3 p.m.  
 FS1



TCU  
 Oct. 29  
 TBA



AT IOWA STATE  
 Nov. 5  
 TBA



OKLAHOMA  
 Nov. 12  
 TBA



KANSAS STATE  
 Nov. 19  
 TBA



AT OKLAHOMA ST.  
 Nov. 26  
 TBA  
 ESPN



## GAME COVERAGE

TV..... FS1  
 Noah Eagle (PBP), Mark Helfrich (analyst)  
 Radio..... Mountaineer Sports Network  
 Tony Caridi (PBP), Dwight Wallace (analyst),  
 Jed Drenning (sideline),  
 Andrew Caridi, John Antonik (Pre/Postgame Show)  
 Satellite Radio Broadcast..... SiriusXM  
 Sirius Ch 391, XM APP Ch 981  
 Live Statistics..... wvu.statbroadcast.com  
 Twitter Updates..... @WVUFootball

## NATIONAL RANKINGS

ASSOCIATED PRESS // WEEK 8 // OCT. 16, 2022

School	Record	Points	Prev. Rank
1. Georgia	7-0	1,530	1
2. Ohio State	6-0	1,509	2
3. Tennessee	6-0	1,474	6
4. Michigan	7-0	1,384	5
5. Clemson	7-0	1,336	4
6. Alabama	6-1	1,232	3
7. Ole Miss	7-0	1,173	9
8. TCU	6-0	1,166	13
9. UCLA	6-0	1,048	11
10. Oregon	5-1	953	12
11. Oklahoma State	5-1	913	8
12. USC	6-1	861	7
13. Wake Forest	5-1	790	14
14. Syracuse	6-0	751	18
15. Utah	5-2	715	20
16. Penn State	5-1	629	10
17. Kansas State	5-1	599	17
18. Illinois	6-1	433	24
19. Kentucky	5-2	414	22
20. Texas	5-2	368	22
21. Cincinnati	5-1	321	21
22. North Carolina	6-1	210	NR
23. NC State	5-2	155	15
24. Mississippi State	5-2	150	16
25. Tulane	6-1	115	NR

ARV: Purdue 95, LSU 87, UCF 13, Kansas 12, Oregon State 6, JMU 6, Maryland 5, South Alabama 4, Liberty 2, Minnesota, Florida State, Arkansas.

AFCA COACHES POLL // WEEK 8 // OCT. 16, 2022

School	Record	Points	Prev. Rank
1. Georgia	7-0	1,550	2
2. Ohio State	6-0	1,511	3
3. Michigan	7-0	1,411	4
4. Tennessee	6-0	1,408	8
5. Clemson	7-0	1,351	5
6. Alabama	6-1	1,236	1
7. Ole Miss	7-0	1,210	9
8. TCU	6-0	1,089	15
9. Oregon	5-1	1,000	11
10. UCLA	6-0	995	12
11. Oklahoma State	5-1	868	7
12. USC	6-1	852	6
13. Wake Forest	5-1	823	14
14. Syracuse	6-0	738	18
15. Utah	5-2	663	19
16. Penn State	5-1	653	10
17. Kansas State	5-1	637	16
18. Kentucky	5-2	450	22
19. Cincinnati	5-1	370	21
20. Illinois	6-1	341	NR
21. Texas	5-2	336	24
22. North Carolina	6-1	236	25
23. NC State	5-2	232	13
24. Mississippi State	5-2	212	17
25. Tulane	6-1	83	NR

ARV: LSU 51, UCF 33, Kansas 30, South Carolina 24, Purdue 23, Maryland 15, Liberty 12, Washington 9, Baylor 7, Coastal Carolina 5, Pitt 4, South Alabama 3, UTSA.



## STATISTICAL COMPARISONS

West Virginia	WVU Opponents	Scoring Offense	Texas Tech Opponents
39.0	31.3	34.3	29.8
162	121	First Downs	171
191.3	112.0	Rushing Offense	146.5
271.0	262.5	Passing Offense	220.5
462.3	374.5	Total Offense	367.0
18.0	20.5	Kick Return Average	22.3
6.6	2.0	Punt Return Average	11.6
2-16.5	3-48.0	INT-Return Average	10-21.2
7-3	7-4	Fumbles/Lost	6-4
39-334	45-420	Penalties/Yards	41-381
39.8	36.8	Net Punting Avg.	36.9
10-10	5-5	Field Goal-Attempts	15-16
32:52	27:08	Time of Possession	28:16
45-90 (50%)	30-71 (42%)	3rd Down Conversion	33-96 (34%)
12-16 (75%)	7-10 (70%)	4th Down Conversion	14-25 (56%)
13-92	8-53	Sacks By-Yards	23-139
29-31 (94%)	16-20 (80%)	Red Zone Scoring	22-24 (92%)

## THE 2022 ROSTER

- The 2022 roster currently consists of 121 players from 25 different states, Washington D.C. (1) and five foreign countries: Australia (1), Finland (1), Germany (1), Sweden (1) and The Netherlands (1).
- Leading the way is West Virginia (23), followed by Ohio (13), Florida (11), Pennsylvania (11), Maryland (10), Georgia (6), Alabama (4), New Jersey (4), North Carolina (4), Kentucky (3), Missouri (3), Texas (3), Delaware (2), Illinois (2), Indiana (2), Michigan (2), New York (2), South Carolina (2), Virginia (2), Arizona (1), California (1), Kansas (1), Louisiana (1), Massachusetts (1) and Mississippi (1).

## ON TURF

- Since 1980, West Virginia is 261-123-4 in games played on artificial turf surfaces.
- WVU was 57-29 on turf in the 1990s, 66-21 on turf in the 2000s, 62-40 during the 2010s and 12-10 during the 2020s on turf

## MOUNTAINEER GRADUATES

- Fourteen student-athletes on the 2022 football team have already graduated with their bachelor's degree: Taijh Alston (DL), Matt Cavallaro (QB), JT Daniels (QB), Anthony Del Negro (DL), Bryce Ford-Wheaton (WR), James Gmitter (OL), Parker Grothaus (K), Sam James (WR), Casey Legg (K), Exree Loe (LB), Wesley McCormick (CB), Mike O'Laughlin (TE), Brian Polendey (TE) and Dante Stills (DL).

## ON NETWORK TELEVISION

- The FS1 telecast of the Texas Tech game marks the 304th network television game for WVU.
- All-time, the Mountaineers are 158-144-1 in nationally televised games.

## SERIES HISTORY WITH TEXAS TECH

- The series between West Virginia and Texas Tech started in 1937 with a 7-6 WVU win in the Sun Bowl in El Paso, Texas.
- Even though Texas Tech has won three in a row, WVU leads the series 6-5. Tech won last year's contest 23-20 with a 32-yard field goal by Jonathan Gariby with :18 seconds left.
- The last meeting in Lubbock took place in 2020 with Texas Tech holding on for a 34-27 win, its second straight win after winning in Morgantown in 2019, 38-17. Prior to that, West Virginia won five straight from 2014-18.
- The schools split the four games played in Morgantown with Texas Tech winning the first one in 2013 and the last in 2019. WVU won in 2015 and 2017.

2021, home, Texas Tech, 23-20  
 2020, away, Texas Tech, 34-27  
 2019, home, Texas Tech, 38-17  
 2018, away, West Virginia, 42-34  
 2017, home, West Virginia, 46-35  
 2016, away, West Virginia, 48-17  
 2015, home, West Virginia, 31-26  
 2014, away, West Virginia, 37-34  
 2013, home, Texas Tech, 37-27  
 2012, away, Texas Tech, 49-14  
 1937, Sun Bowl, West Virginia, 7-6





## MORGANTOWN, W.Va. - (Oct. 13, 2022)

A good, old-fashioned Big 12 shootout saw West Virginia use a late field goal to defeat No. 23 Baylor 43-40 on a Thursday night in Milan Puskar Stadium.

The scoring got started on WVU's first possession with a 64-yard drive that ended with a 7-yard touchdown run by running back Tony Mathis Jr.

As good as the WVU offense looked on its first drive, it would take a backseat early on to the Baylor offense, which scored the next 17 points. The Bears started the streak with a 40-yard field goal from John Mayers in the quarter and then added two touchdowns to begin the second quarter.

A 1-yard run from Ben Sims capped an 85-yard drive and a 35-yard touchdown pass from quarterback Blake Shapen to Gavin Holmes ended a 70-yard drive.

Trailing 17-7 with 10:52 left in the first half, West Virginia got back on the board at the 4:22 mark of the second quarter, when kicker Casey Legg converted on a 23-yard field goal.

Next, the Mountaineer defense got in on the action as linebacker Jasir Cox scooped up a Baylor fumble and rambled 65 yards to tie the game at 17-17 with 2:41 left in the half.

However, the Baylor offense was in high gear and it took only 1:27 to recapture the lead. Shapen hit Craig Williams for a 39-yard scoring reception, giving the Bears a 24-17 lead at the intermission.

The Mountaineers made the most of the opening possession of the third quarter as quarterback JT Daniels engineered a 75-yard drive and found receiver Kaden Prather for a 24-yard touchdown pass to tie the game at 24-24.

In typical Big 12 fashion, the scoring was far from over, and the shootout was just getting started. Shapen went out with an injury, but the Bear offense never missed a beat with backup quarterback Kyrn Drones. Baylor regained the advantage at the 5:21 mark on a 2-yard pass from Drones to Hal Presley.

Before the quarter ended, the Mountaineers struck back on a 19-yard rushing touchdown by Justin Johnson Jr. The score was set up by a 32-yard completion from Daniels to receiver Sam James. The barnburner was tied 31-31 heading to the fourth.

A 74-yard Baylor drive gave the lead back to the Bears, but the PAT was blocked and returned for two points by WVU's Jacolby Spells. Those two points would turn out to be big for the Mountaineers as they now trailed, 37-33.

A key Baylor fumble deep in West Virginia territory was recovered by Cox for his second big play in the game. The fumble led to a 34-yard scoring run from Mathis and a 40-37 WVU lead.

An Aubrey Burks interception with 3:19 left seemed to put WVU in command, but a Daniels interception set up a 44-yard field goal by Mayers to tie the game with 1:33 remaining.

Daniels more than made up for the interception though, directing WVU on a 61-yard drive, resulting in Legg's game-winning, 22-yard field goal.

Mathis finished with 163 yards rushing, Prather added 109 yards receiving and Cox came up with two huge plays on defense. Holmes was outstanding for Baylor with 210 yards receiving on seven catches.

Baylor finished with an impressive 590 yards of offense, while the Mountaineers had 217 on the ground and 283 through the air for 500 yards of total offense.

The victory was West Virginia's first Big 12 win of the season, and the Mountaineers improved to 7-4 all-time versus Baylor, including 6-0 at home.

## WVU's LAST GAME: WEST VIRGINIA 43, No. 23 Baylor 40



JASIR COX

CASEY LEGG

## Scoring and Statistical Summary

	1	2	3	4	F
Baylor	3	21	7	9	40
West Virginia	7	10	14	12	43

1st	WVU - Tony Mathis 2 rush (Casey Legg kick)
	BAY - John Mayers 40 FG
2nd	BAY - Ben Sims 1 rush (Mayers kick)
	BAY - Gavin Holmes 35 pass from Blake Shapen (Mayers kick)
	WVU - Legg 23 FG
2nd	WVU - Jasir Cox 65 fumble return (Legg kick)
	BAY - Craig Williams 39 pass from Shapen (Mayers kick)
3rd	WVU - Kaden Prather 24 pass from JT Daniels (Legg kick)
	BAY - Hal Presley 2 pass from Kyrn Drones (Mayers kick)
	WVU - Justin Johnson Jr. 19 rush (Legg kick)
4th	BAY - Qualan Jones 4 rush (Mayers kick blocked)
	WVU - Jacolby Spells 87 blocked PAT return
	WVU - Mathis 34 rush (Legg kick)
	BAY - Mayers 44 FG
	WVU - Legg 22 FG

	BAY	WVU
First Downs	28	26
Rushes/Yards	35/169	37/217
Passing Yardage	421	283
Passes	21/37/1	24/37/1
Punts	2/77/38.5	3/121/40.3
Fumbles/Lost	2/2	1/0
Return Yardage	118	104
Penalties/Yards	2/12	5/46
Time of Possession	29:35	30:25

WVU RUSHING: Mathis 22-163; WVU PASSING: Daniels 24-37-1-283; WVU RECEIVING: Prather 8-109; WVU TACKLES (TFL/QS): Kpogba 7 (1/1) Burks 6, Martin 6 (2/1); WVU INTERCEPTIONS: Burks.

BAY RUSHING: Reese 13-57; BAY PASSING: Shapen 14-22-0-326; BAY RECEIVING: Holmes 7-210; BAY TACKLES (TFL/QS): Doyle 10, Milton 8; BAY INTERCEPTIONS: Doyle.

Attendance - 45,293



**MORGANTOWN, W.Va. (Oct. 2, 2021)** - Texas Tech built up a 17-point halftime lead and then used a last minute field goal to defeat West Virginia, 23-20 at Milan Puskar Stadium.

In front of a Homecoming crowd of 54,090 and on the day that West Virginia University retired the No. 90 of all-time great Darryl Talley, the Mountaineers started slow in the first half, and the Red Raiders took full advantage.

By scoring the game's first 17 points, Texas Tech accounted for 98 more yards than the Mountaineers, ran 17 more plays and kept the ball more than three minutes longer as the WVU defense could not get off the field.

Texas Tech quarterback Henry Colombi was intercepted on the first possession, but made up for it on the second by leading a 10-play, 58-yard scoring drive which resulted in a 7-0 lead at the 4:46 mark of the first quarter.

Before the quarter ended, Texas Tech upped its margin to 14-0, when tailback SaRodorick Thompson scored his second touchdown in the quarter, both coming on 1-yard runs.

With the West Virginia offense still showing no signs of life, a 33-yard field goal by Tech kicker Jonathan Garibay as time expired extended the Red Raider advantage to 17-0 at the break.

The third quarter presented a much different West Virginia team, as the Mountaineers came out firing, erasing the 17-point deficit in the quarter.

First, quarterback Jarrett Doege engineered a 75-yard scoring drive to start the second half, which was highlight by a 40-yard completion to receiver Sam James. Running back Lddie Brown ended the drive with a 4-yard run.

West Virginia's second possession of the half resulted in a 36-yard field goal by kicker Casey Legg. Doege completed passes of 10, 21 and nine yards to get the Mountaineers into Legg's field goal range.

The Mountaineers got three possessions in the third quarter and scored on all three. The third score tied the game at 17-17 as Doege hit Isaiah Esdale for a 14-yard scoring pass. The score was set up by Esdale's 55-yard reception four plays earlier in the drive.

The Red Raiders regained the lead at the 11:46 mark of the fourth quarter, when Garibay connected on a 29-yard field goal, ending a 62-yard drive. Colombi connected on a 46-yard completion to Loic Founji to put the visitors in field goal range.

West Virginia bounced back with a 13-play drive that reached the Tech six yard line, but the Mountaineers were not able to get in the end zone and settled for a 28-yard Legg field goal, knotting the score at 20-20 with 4:31 left to play.

With West Virginia unable to get in the end zone on its previous possession, Texas Tech's last drive proved to be the game winner. The big play was a 42-yard completion from Colombi to Kaylon Geiger to get the Red Raiders in field goal range. Garibay's third field goal, this one from 32-yards out, split the uprights with 18 seconds left in the game.

West Virginia finished with 94 yards rushing and 330 passing to total 424 yards of offense. Texas Tech's final numbers stood at 80 yards rushing and 266 passing for 346 total yards.

After losing five straight to West Virginia, the Red Raiders have now won three straight against the Mountaineers, including two-straight in Morgantown.

## THE LAST TIME AGAINST TEXAS TECH: TEXAS TECH 23, WEST VIRGINIA 20



ISAIAH ESDALE

TAJAH ALSTON

## Scoring and Statistical Summary

	1	2	3	4	F
Texas Tech .....	14	3	0	6	23
West Virginia .....	0	0	17	3	20

1st	TTU - SaRodorick Thompson 1 rush (Jonathan Garibay kick)
	TTU - Thompson 1 rush (Garibay kick)
2nd	TTU - Garibay 33 FG
3rd	WVU - Lddie Brown 4 rush (Casey Legg kick)
	WVU - Legg 36 FG
	WVU - Isaiah Esdale 14 pass from Jarrett Doege (Legg kick)
4th	TTU - Garibay 29 FG
	WVU - Legg 28 FG
	TTU - Garibay 32 FG

	TTU	WVU
First Downs .....	20	22
Rushes/Yards .....	30/80	27/94
Passing Yardage .....	266	330
Passes .....	23/35/1	26/35/0
Punts .....	3/138/46.0	2/74/37.0
Fumbles/Lost .....	0/0	1/1
Return Yardage .....	95	43
Penalties/Yards .....	2/20	6/48
Time of Possession .....	29:22	30:38


WVU RUSHING: Brown 17-57; WVU PASSING: Doege 25-33-0-318; WVU RECEIVING: Wright 9-106, Esdale 6-113; WVU TACKLES (TFL/QS): Mahone 10, Addae 8, Chandler-Semedo 9 (1/0); WVU INTERCEPTIONS: Mahone.

TTU RUSHING: Thompson 12-48; TTU PASSING: Colombi 23-34-0-266; TTU RECEIVING: Geiger 7-82; TTU TACKLES (TFL/QS): Schooler 15 (1/1); TTU INTERCEPTIONS: None.

Attendance - 54,090



JACOLBY SPELLS



REESE SMITH



## COACHING STAFF ASSIGNMENTS

- Here's a breakdown of the WVU coaching staff assignments for the 2022 season:

Matt Moore (AHC-OL/Field)  
Graham Harrell (OC-QB/Press Box)  
Chad Scott (Run Game Coord.-RB/Field)  
Jordan Lesley (DC-OLB/Field)  
ShaDon Brown (Co-DC-DBs/Field)  
Jeff Koonz (ST Coordinator-ILB/Field)  
Andrew Jackson (DL/Press Box)  
Sean Reagan (TE/Press Box)  
Tony Washington (WR/Field)  
Dontae Wright (S/Press Box)

## 30 IS ENOUGH

- Since 1980, West Virginia is 208-24-1 when scoring 30 or more points in a game. During the 1990s, West Virginia was 43-4 when scoring 30 or more points in a contest and was 40-2-1 in the '80s when reaching that mark. WVU is 127-20 since 2000 when scoring 30 points or more in a contest.

## SCORING 40 OR MORE POINTS

- Since 2000, the Mountaineers are 67-7 when hitting the 40-point plateau, and WVU is 197-7 all-time when scoring 40 or more points in a game.

## OVERTIME GAMES

- The 55-42, overtime loss vs. Kansas in 2022 marked the 16th overtime game in West Virginia history. The Mountaineers own a 7-9 record in overtime games.
- West Virginia played its first overtime game against Pitt in 1997, dropping a three-overtime thriller, 41-38.

### Overtime Games

Sept. 10, 2022	Kansas 55, WVU 42, OT
Oct. 3, 2020	WVU 27, Baylor 21, 2OT
Oct. 10, 2015	Oklahoma State 33, WVU 26, OT
Nov. 30, 2013	Iowa State 52, WVU 44, 3OT
Nov. 9, 2013	Texas 47, WVU 40, OT
Nov. 2, 2013	WVU 30, TCU 27, OT
Nov. 3, 2012	TCU 39, WVU 38, 2OT
Oct. 29, 2010	UConn 16, WVU 13, OT
Sept. 10, 2010	WVU 24, Marshall 21, OT
Nov. 8, 2008	Cincinnati 26, WVU 23, OT
Sept. 18, 2008	Colorado 17, WVU 14, OT
Dec. 2, 2006	WVU 41, Rutgers 39, 3OT
Oct. 15, 2005	WVU 46, Louisville 44, 3OT
Sept. 18, 2004	WVU 19, Maryland 16, OT
Nov. 11, 2000	WVU 31, Rutgers 24, 2OT
Nov. 28, 1997	Pitt 41, WVU 38, 3OT

## 18 OF THE LAST 20 YEARS

- Dating back to the 2002 Continental Tire Bowl, played in Charlotte, N.C., West Virginia has made 18 bowl appearances in the last 20 years, missing only the 2013 and 2019 seasons.
- The Mountaineers are one of 15 Power 5 schools to accomplish that feat: Georgia (20), Oklahoma (20), Wisconsin (20), Clemson (19), Florida (19), LSU (19), Ohio State (19), Oklahoma State (19), Virginia Tech (19), Alabama (18), Auburn (18), Florida State (18), Iowa (18), Oregon (18) and West Virginia (18).

## AVERAGE PER DOWN

- Here's a breakdown of how the 2022 West Virginia offense is operating on first, second, third and fourth down:
- On first down, the Mountaineers have run 204 plays and have gained 1,175 yards for a 5.8 average. On second down, the Mountaineers have run 153 plays for 949 yards and a 6.2 average. On third down, the Mountaineers have run 90 plays for 551 yards and a 6.1 average gain. West Virginia has run 16 plays on fourth down for 99 yards and a 6.2 average.
- WVU's touchdowns have come 10 times on first down (8 rush/2 pass), 13 times on second down (5 rush/8 pass), three times on third down (2 rush/1 pass) and one time on fourth down (1 rush/0 pass).

## OFFENSIVE ANALYSIS

- Breaking down the West Virginia offensive numbers for the 2022 season shows that the Mountaineers have run 463 plays, 229 on the ground and 234 through the air.
- The rushing game has totaled 1,148 yards, an average of 5.0 yards per carry and 16 touchdowns. The passing attack has totaled 1,626 yards, 11 touchdowns and an average of 10.8 yards per completion.
- Combine the two and the Mountaineers have turned in 2,774 yards of total offense, 27 touchdowns, an average of 6.0 yards per play and an average of 39.0 points per game.
- Deeper analysis shows that the Mountaineer offense has gained 59 first downs by the run and 81 via the pass. On average, West Virginia has totaled 191.3 yards per game on the ground, 271.0 yards per game passing and 462.3 yards per game of total offense.

## AGAINST RANKED TEAMS

- Beginning with a 27-0 loss to Fordham on Oct. 18, 1941, West Virginia has played 167 games against nationally ranked teams. Of those, 51 have been Mountaineer victories.
- Since 1999, WVU has posted 27 victories over ranked teams. The Mountaineers defeated No. 23 Baylor (Coaches Poll) and two ranked opponents in 2021: No. 15 Virginia Tech and No. 22 Iowa State.

# Weekly Media Planner (Monday, Oct. 17 - Sunday, Oct. 23)

Mon (17)	Tue (18)	Wed (19)	Thu (20)	Fri (21)	Sat (22)	Sun (23)
<b>GOLF</b> vs Oklahoma Big 12 Match Play Championship Hockley, Texas 2 p.m.	Neal Brown Media Conference - 12:05 p.m. (Team Room)  <b>FB</b> Player/Coordinator Interviews, Puskas Team Room 12:30 p.m.  <b>GOLF</b> vs Kansas Big 12 Match Play Championship Hockley, Texas, 8 a.m.  <b>GOLF</b> vs Oklahoma State Big 12 Match Play Championship Hockley, Texas, 2 p.m.	<b>GOLF</b> vs Baylor Big 12 Match Play Championship Hockley, Texas, 8 a.m.  <b>GOLF</b> vs Big 12 Match Big 12 Match Play Championship Hockley, Texas, 2 p.m.  <b>VB</b> vs Kansas Morgantown, W.Va. ESPN+, 5 p.m.  <b>MSOC</b> at JMU Harrisonburg, Va. ESPN+, 7 p.m.	<b>FB</b> Neal Brown Radio Show, Kegler's, 6 p.m.  <b>TEN</b> Intercollegiate Tennis Association Regionals Blacksburg, Va. All Day  <b>WSOC</b> at Oklahoma State Stillwater, Okla. Big 12 Now, 8 p.m.	<b>TEN</b> Intercollegiate Tennis Association Regionals Blacksburg, Va. All Day  <b>S&amp;D</b> vs Cincinnati Morgantown, W.Va. 4 p.m.	<b>FB</b> at Texas Tech Lubbock, Texas FS1, 3 p.m.  <b>S&amp;D</b> vs Cincinnati Morgantown, W.Va., 11 a.m.  <b>TEN</b> Intercollegiate Tennis Association Regionals Blacksburg, Va. All Day  <b>XC</b> Go Fast River Run Lock Haven, Pa., 2 p.m.  <b>VB</b> at Texas Austin, Texas, 8 p.m.	<b>WSOC</b> at Oklahoma Norman, Okla. 2 p.m.  <b>MSOC</b> vs. Georgia Southern, Eagle Field - Erk Park Statesboro, Ga., 7 p.m.  <b>GOLF</b> vs Isleworth Collegiate Invitational, Isleworth Golf and Country Club Windermere, Fla., 2 p.m.



## COMPARING THE TWO NATIONALLY

	WVU	TTU
Scoring Offense	20 (38.7)	39 (34.3)
Rushing Offense	35 (191.3)	102 (119.2)
Scoring Defense	104 (31.3)	94 (29.8)
Rushing Defense	26 (112.0)	71 (146.5)
Passing Offense	41 (271.0)	2 (265.0)
Total Offense	28 (462.3)	19 (484.2)
Passes Had Intercepted	17 (3)	121 (10)
Pass Defense	101 (262.5)	54 (220.5)
Total Defense	62 (374.5)	56 (367.0)
Kickoff Returns	102 (18.00)	39 (22.27)
Punt Returns	80 (6.62)	57 (8.30)
Net Punting	51 (39.75)	47 (39.87)
Passing Efficiency	80 (135.42)	81 (135.35)
Turnover Margin	72 (0.00)	127 (-1.17)
Interceptions	113 (2)	113 (2)
Pass Eff. Defense	116 (153.92)	55 (127.35)
First Downs	28 (162)	16 (171)
First Down Defense	42 (121)	15 (101)
Third Down Conv.	15 (50.0)	101 (34.4)
Opponent Third Down	32 (42.3)	47 (33.3)
Fourth Down Conv.	50 (75.0)	31 (56.0)
Opponent Fourth Down	54 (70.0)	47 (50.0)
Sacks By	60 (2.17)	32 (2.50)
Sacks Against	33 (1.33)	127 (3.83)
Tackles for Loss	101 (4.80)	42 (6.30)
Tackles for Loss Allowed	24 (4.17)	128 (9.17)
Penalties	50 (39)	44 (38)
Possession Time	13 (32:52)	50 (30:46)
Punt Return Defense	11 (2.00)	107 (11.60)
Kickoff Return Defense	72 (20.48)	96 (22.33)
Turnovers Gained	112 (6)	112 (6)
Fumbles Gained	59 (4)	59 (4)
Red Zone Offense	17 (93.5%)	66 (83.3%)
Red Zone Defense	48 (80.0%)	119 (91.7%)

## WVU VS. 2022 SLATE

- West Virginia owns a 126-136-4 record against its 2022 opponents. The Mountaineers have winning records over Baylor, Iowa State, Kansas, TCU, Texas Tech, Towson and Virginia Tech. The series with Kansas State and Texas are tied.

2022 Opponent	Series Record
Baylor.....	7-4
Iowa State.....	6-4
Kansas .....	10-2
Kansas State .....	6-6
Pitt .....	40-62-3
Oklahoma .....	2-11
Oklahoma State .....	4-9
TCU .....	7-4
Texas .....	6-6
Texas Tech .....	6-5
Towson.....	2-0
Virginia Tech.....	30-23-1

### WVU'S RECORD WHEN WEARING ... (SINCE 2001)

Blue Jersey - Gold Pants: 32-13  
Blue Jersey - White Pants: 10-7  
Blue Jersey - Blue Pants: 30-11  
White Jersey - Gold Pants: 16-14  
White Jersey - White Pants: 24-21  
White Jersey - Blue Pants: 21-14  
White Jersey - Gray Pants: 0-1  
Gold Jersey - Blue Pants: 15-4  
Gold Jersey - Gold Pants: 7-3  
Gold Jersey - White Pants: 4-1  
Gold Jersey - Gray Pants: 0-1  
Gray Jersey - Gray Pants: 2-1  
Gray Jersey - Blue Pants: 1-0



## OVER THE LAST EIGHT YEARS

- Over the last eight years, West Virginia's defense is No. 24 nationally in interceptions (93) among FBS schools and is No. 12 among Power 5 schools.
- In 2015, the Mountaineer defense finished with 23 interceptions, ranking No. 2 nationally. WVU also was No. 5 nationally in turnovers gained (31).
- WVU finished with 11 interceptions in 2016, 14 in 2017, 10 in 2018, eight in 2019, 11 in 2020, nine in 2021 and has two in 2022.

## TAKEAWAYS

- Over the last eight years, West Virginia has produced 146 takeaways, good for No. 25 among Power 5 schools.
- Clemson has the most during the eight-year period with 181. Alabama is second with 180, while Iowa is third with 177.

## ON GRASS

- Since 1980, West Virginia is 56-69 in games played on natural grass. The Mountaineers were 20-20 during the 2010 decade, are 1-5 during the 2020s and are 42-42 since 2000.

## AT HOME

- The 2022 season marks the 43rd season of competition for West Virginia at Milan Puskar Stadium. WVU holds a 191-73-4 (.720) all-time mark at the facility, which opened in 1980.

## 2022 Big 12 Standings

	Big 12	Pct.	Overall	Pct.
TCU	3-0	1.000	6-0	1.000
Kansas State	3-0	1.000	5-1	.833
Texas	3-1	.750	5-2	.714
Oklahoma State	2-1	.667	5-1	.833
Kansas	2-2	.500	5-2	.714
West Virginia	1-2	.333	3-3	.500
Baylor	1-2	.333	3-3	.500
Texas Tech	1-2	.333	3-3	.500
Oklahoma	1-3	.250	4-3	.571
Iowa State	0-4	.000	3-4	.429

## NCAA ALL-TIME VICTORY LEADERS

Team	Years	Games	Record	Pct.
1. Michigan	143	1,371	983-352-36	.730
2. Alabama	128	1,325	948-334-43	.732
Ohio State	133	1,331	948-329-53	.732
4. Texas	130	1,353	933-387-33	.702
5. Notre Dame	133	1,306	932-333-42	.730
Oklahoma	128	1,319	932-334-53	.727
7. Penn State	136	1,360	914-405-41	.687
8. Nebraska	133	1,364	912-412-40	.683
9. USC	129	1,277	862-361-54	.696
Tennessee	126	1,323	862-408-53	.672
11. Georgia	129	1,342	860-428-54	.661
12. LSU	129	1,304	828-429-47	.653
13. Auburn	130	1,299	791-461-47	.628
14. Clemson	127	1,295	785-465-45	.624
15. West Virginia	130	1,333	770-518-45	.595
16. Texas A&M	128	1,311	769-494-48	.605
17. Virginia Tech	129	1,306	764-496-46	.603
18. Washington	133	1,270	755-465-50	.614
19. Pitt	133	1,344	753-549-42	.576
20. Florida	116	1,225	751-434-40	.629

## CHARTING WEST VIRGINIA'S PLAYERS OF THE WEEK

Game	O-Champ	D-Champ	ST-Champ	O-Scout	D-Scout	ST-Scout
at Pitt	None	None	None	None	None	None
Kansas	None	None	None	None	None	None
Towson	T. Mathis Jr.	J. Jefferson	H. McLaurin	J. Robbins	R. Collins III	K. Thomas
at Virginia Tech	CJ Donaldson	J. Spells	C. Legg	CJ Cole	H. Hillvert	CJ Cole
				V. Wikstrom		
at Texas	None	None	None	None	None	None
Baylor	TBA	TBA	TBA	TBA	TBA	TBA
at Texas Tech						
TCU						
at Iowa State						
Oklahoma						
Kansas State						
at Oklahoma State						







## WEST VIRGINIA OFFENSE

- This season's offensive roster includes 13 true freshmen, 16 redshirt freshmen, seven sophomores, seven redshirt sophomores, three juniors, four redshirt juniors, one senior and one redshirt senior
- QB JT Daniels has 25 career starts at three schools. Prior to his six starts at West Virginia, he started 12 career contests at USC from 2018-19, before going 7-0 as a starter at Georgia from 2020-21
- Overall, Daniels is 16-9 as a collegiate starter
- Headlined by Daniels, the Mountaineers have featured four first-time starters on offense in 2022
- West Virginia ranks No. 41 in the nation in passing yards, averaging 271.0 yards per game
- WVU has completed at least 20 passes in all six games this fall
- Thirteen different players have caught a pass for West Virginia this season
- The Mountaineers have tallied 30 points or more in five of their last 10 meetings with Texas Tech
- WVU is averaging 30.9 points per game against the Red Raiders in that time
- The Mountaineers tallied 624 yards of total offense against Towson on Sept. 17, tied for the most in the Neal Brown era and No. 18 in single-game school history
- West Virginia also scored 65 points and finished with 316 rushing yards against Towson, which are each the second-most in a game since Brown took over in 2019
- The Mountaineers had six rushing touchdowns against Towson, the first time it accomplished that feat since Nov. 24, 2007, vs. UConn (7)
- Against Texas on Oct. 1, WR Bryce Ford-Wheaton and WR Kaden Prather each finished with eight catches, becoming the first pair of Mountaineers to accomplish the feat together since Gary Jennings Jr. (13) and Ka'Raun White (8) at Kansas State on Nov. 11, 2017
- WVU threw the ball 48 times against the Longhorns, the most in one game since Nov. 7, 2020, against Texas
- West Virginia finished with 500 yards of total offense against Baylor on Oct. 13, the third time it has tallied 500 or more in a game this season
- WVU has gained at least 500 yards of total offense seven times under Brown, including three times in 2022 (Kansas, Towson, Baylor)
- In all, the Mountaineers have registered at least 400 yards of offense in five of six games this fall
- West Virginia has produced 18 games with more than 400 yards of total offense under Brown, including five times in 2002 (Pitt, Kansas, Towson, Virginia Tech, Baylor)
- WVU ranks No. 20 nationally and No. 4 in the Big 12 in scoring offense (38.7)
- The Mountaineers are No. 28 nationally and No. 4 in the Big 12 in total offense (462.3)
- West Virginia has registered 162 first downs this season, also good for No. 28 nationally
- In all, the Mountaineers have collected at least 22 first downs in all six games this season
- The Mountaineers have converted on 50% of their third-down attempts, ranking No. 15 in the nation and No. 2 in the Big 12
- The Mountaineers have thrown for 300 or more yards 10 times during the Brown era, including twice in 2022
- Since 2012, WVU has thrown for 300 or more yards 51 times, 350 or more 30 times, 400 or more 10 times and 500 or more four times
- West Virginia is 35-16 when passing for 300 or more yards since 2012
- A Mountaineer receiver has caught multiple touchdowns nine times in the Brown era, including twice this season
- WVU is the only team in the Big 12 to feature a trio of players with at least 350 receiving yards -- Ford-Wheaton (463), Prather (369), Sam James (357)
- Ford-Wheaton's 152 receiving yards against Kansas were the most by a Mountaineer since Sam James on Nov. 19, 2020, vs. Texas Tech (223)
- RB Tony Mathis Jr. finished the Baylor game with a career-high 163 rushing yards, the most in a game since Leddie Brown on Oct. 17, 2020, vs. Kansas (195)
- West Virginia has had a 100-yard rusher in four of six games this season
- Overall, the Mountaineers are 16-2 in the Brown era when rushing for at least 100 yards
- West Virginia also has eclipsed the 200-yard plateau on the ground six times under Brown, including three times in 2022
- The Mountaineers rank No. 35 nationally in rushing yards (191.3)

## Scoring 20 or more in a quarter

- West Virginia scored 21 points in the first quarter and 24 points in the second quarter against Towson on Sept. 17, 2022, marking the second year in a row that WVU has scored 20 or more in two quarters of a game.
- WVU scored 20 or more points in two quarters against East Carolina and Delaware State in 2017, the first time that WVU had scored 20 or more points in two quarters in back-to-back games since 2000, and WVU added a third consecutive game with 20 or more points in two quarters at Kansas the following weekend.
- WVU has scored 20 or more points in a quarter 73 times since 2000 and has done it in two quarters of a game 13 different times.

Game	Year	Points	Quarter
<b>Towson</b>	<b>2022</b>	<b>24</b>	<b>2nd</b>
<b>Towson</b>	<b>2022</b>	<b>21</b>	<b>1st</b>
LIU	2021	21	3rd
LIU	2021	21	1st
Kansas State	2020	21	2nd
Eastern Kentucky	2020	28	2nd
Oklahoma	2018	21	3rd
TCU	2018	24	2nd
Baylor	2018	31	2nd
Texas Tech	2018	28	1st
Youngstown State	2018	21	3rd
Tennessee	2018	20	3rd
Kansas State	2017	21	2nd
Baylor	2017	21	3rd
Texas Tech	2017	22	4th
Kansas	2017	21	4th
Kansas	2017	28	2nd
Delaware State	2017	21	2nd
Delaware State	2017	24	1st
East Carolina	2017	28	2nd
East Carolina	2017	21	1st
Kansas	2016	21	2nd
Texas Tech	2016	21	4th
Kansas	2015	28	1st
Maryland	2015	21	1st
Texas A&M	2014	20	1st
Iowa State	2014	20	2nd
Towson	2014	21	2nd
Baylor	2013	21	4th
Georgia State	2013	21	4th
Kansas	2012	21	2nd
TCU	2012	21	2nd
Baylor	2012	21	3rd
Baylor	2012	21	2nd
James Madison	2012	21	1st
Marshall	2012	21	3rd
Marshall	2012	21	2nd
vs. Clemson	2011	35	2nd
Connecticut	2011	23	3rd
Bowling Green	2011	21	2nd
Norfolk State	2011	28	3rd
UNLV	2010	21	1st
Auburn	2009	21	1st
North Carolina	2008	21	1st
Louisville	2008	21	3rd
UConn	2008	21	3rd
UConn	2007	21	4th
UConn	2007	21	3rd
Miss. State	2007	28	1st
at Marshall	2007	21	3rd
at Marshall	2007	21	4th
W. Michigan	2007	21	3rd
vs. Ga. Tech	2006	21	3rd
Cincinnati	2006	21	2nd
Cincinnati	2006	21	3rd
Syracuse	2006	21	3rd
at Miss. State	2006	21	4th
Maryland	2006	21	1st
vs. Georgia	2005	21	1st
Pitt	2005	21	4th
UConn	2005	21	2nd
at Maryland	2005	24	4th
James Madison	2004	21	2nd
East Carolina	2004	28	2nd
Temple	2003	21	1st
at East Carolina	2003	20	2nd
at East Carolina	2003	21	3rd
at Temple	2002	21	1st
UT-Chattanooga	2002	21	2nd
UT-Chattanooga	2002	21	4th
Rutgers	2001	28	1st

## COMPARING THE TWO IN CONFERENCE

	WVU	TTU
Scoring Offense	4 (38.7)	7 (34.3)
Rushing Offense	5 (191.3)	9 (119.2)
Scoring Defense	10 (31.3)	7 (29.8)
Rushing Defense	2 (112.0)	9 (146.5)
Passing Offense	5 (271.0)	1 (265.0)
Total Offense	4 (462.3)	2 (484.2)
Passes Had Intercepted	3 (3)	10 (10)
Pass Defense	7 (262.5)	2 (220.5)
Total Defense	6 (374.5)	5 (367.0)
Kickoff Returns	8 (18.00)	4 (22.27)
Punt Returns	8 (6.62)	6 (8.30)
Net Punting	5 (39.75)	4 (39.87)
Passing Efficiency	8 (135.42)	9 (135.35)
Turnover Margin	7 (0.00)	10 (-1.17)
Interceptions	9 (2)	9 (2)
Pass Eff. Defense	10 (153.92)	6 (127.35)
First Downs	4 (162)	2 (171)
First Down Defense	5 (121)	1 (101)
Third Down Conv.	2 (50.0)	9 (34.4)
Opponent Third Down	8 (42.3)	4 (33.3)
Fourth Down Conv.	1 (75.0)	6 (56.0)
Opponent Fourth Down	10 (70.0)	4 (50.0)
Sacks By	5 (2.17)	3 (2.50)
Sacks Against	3 (1.33)	10 (3.83)
Tackles for Loss	10 (4.80)	5 (6.30)
Tackles for Loss Allowed	3 (4.17)	10 (9.17)
Penalties	8 (39)	7 (38)
Possession Time	1 (32:52)	5 (30:46)
Punt Return Defense	4 (2.00)	10 (11.60)
Kickoff Return Defense	5 (20.48)	7 (22.33)
Turnovers Gained	6 (6)	6 (6)
Fumbles Gained	3 (4)	3 (4)
Red Zone Offense	2 (93.5%)	8 (83.3%)
Red Zone Defense	3 (80.0%)	10 (91.7%)

## FIRST-TIME STARTERS

- Fourteen Mountaineers have earned their first career start during the 2022 season: Rashad Ajayi (CB), Aubrey Burks (S), Jasir Cox (Spear), JT Daniels (QB), Marcis Floyd (S), Ja'Quay Hubbard (OL), Lee Kpogba (LB), Davis Mallinger (S), Sean Martin (DL), Wesley McCormick (CB), Hershey McLaurin (S), Brian Polendey (TE), Malachi Ruffin (CB) and Jordan White (OL).

## TRUE AND REDSHIRT FRESHMEN

- Twelve true freshmen have played for the Mountaineers in 2022: Derek Berlitz (DLB), Aric Burton (BAN), Raleigh Collins III (S), CJ Donaldson (RB), Mumu Bin-Wahad (CB), Trey Lathan (LB), Nicco Marchiol (QB), Asani Redwood (DL), Jacolby Spells (CB), Oliver Straw (P), Keaton Thomas (DB) and Jarel Williams (WR).
- Twenty redshirt freshmen have played for West Virginia in 2022: Jaylen Anderson (RB), Bryce Biggs (OL), Caden Biser (LB), CJ Cole (WR), Caleb Coleman (S), Will Crowder (QB), Treytan Davis (TE), Brayden Dudley (DL), Jairo Faverus (LB), Preston Fox (WR), Danny King (K), Davis Mallinger (Spear), Chris Mayo (OL), Dylan Ray (OL), Tomas Rimac (OL), Marquan Rucker (RB), Shawn See (OL), Jordan White (OL), Andrew Wilson-Lamp (CB) and Avery Wilcox (S).

## FOR STARTERS

- In 2022, the Mountaineers have 34 players with at least one game of starting experience.
- Tops on that list are James Gmitter (31), Dante Stills (31), Zach Frazier (28), Sam James (27), Bryce Ford-Wheaton (26) and Brandon Yates (21).



JUSTIN JOHNSON JR.

BRUCE FORD-WHEATON

## WEST VIRGINIA OFFENSE

- WVU has produced 11 games of 300 or more yards on the ground since 2012
- WVU is 29-of-31 in red-zone opportunities so far this season, good for No. 17 nationally
- West Virginia has scored 20 touchdowns in the red zone this fall
- RB CJ Donaldson Jr. became the first Mountaineer to rush for 100 yards in his first career game (125 at Pitt on Sept. 1) since Martell Pettaway on Nov. 16, 2016, at Iowa State
- Donaldson ran for an 82-yard touchdown against Towson, the Mountaineers' longest since Leddie Brown on Oct. 17, 2020, vs. Kansas (87)
- The freshman has at least one score in three of five games of his career, and he has rushed for multiple touchdowns twice
- WVU has produced six 1,000-yard rushers since joining the Big 12 in 2012, including five times in the last seven years (2015-21)
- West Virginia has tallied 32 plays of at least 20 yards, 15 plays of at least 30 yards, five plays of at least 40 yards and four plays of at least 50 yards this season
- Time of possession also has been key, as WVU ranks No. 13 nationally and No. 1 in the Big 12 with the offense averaging 33:52 per game
- OL Zach Frazier has a team-leading 33 knockdown blocks this season
- The Mountaineer offensive line has allowed just 4.17 tackles for loss per game, good for No. 24 in the nation

## NFL MOUNTAINEERS

As of Oct. 17, there are 14 former Mountaineers on NFL rosters and practice squads, playing for 13 different teams.



Nick Kwiatkoski, Atlanta Falcons  
 Kenny Robinson Jr., Carolina Panthers  
 Trevon Wesco, Chicago Bears  
 Tony Fields II, Cleveland Browns  
 Will Grier, Dallas Cowboys  
 Rasul Douglas, Green Bay Packers  
 Yodny Cajuste, New England Patriots  
 Kevin White, New Orleans Saints  
 Mark Glowinski, New York Giants  
 David Sills V, New York Giants  
 Adam Pankey, New York Jets  
 Kyzir White, Philadelphia Eagles  
 Karl Joseph, Pittsburgh Steelers  
 Colton McKivitz, San Francisco 49ers

## FIRST-TIME PLAYERS

- Thirty-four Mountaineers have seen their first WVU action during the 2022 season: Rashad Ajayi (CB), Jeremiah Aaron (WR), Tirek Austin-Cave (LB), Jalen Anderson (RB), Derek Berlitz (DL), Bryce Biggs (OL), Mumu Bin-Wahad (CB), Caden Biser (LB), Cortez Braham (WR), Aric Burton (BAN), Raleigh Collins III (S), Jasir Cox (Spear), JT Daniels (QB), Anthony Del Negro (DL), CJ Donaldson (RB), Marcis Floyd (S), Parker Grothaus (K), Danny King (K), Lee Kpogba (LB), Trey Lathan (LB), Mike Lockhart (DL), Nicco Marchiol (QB), Chris Mayo (OL), Hershey McLaurin (S), Wesley McCormick (CB), Brian Polendey (TE), Dylan Ray (OL), Asani Redwood (DL), Will Schoonover (LB), Jacolby Spells (CB), Oliver Straw (P), Keaton Thomas (DB), Avery Wilcox (S) and Jarel Williams (WR).

## CHARTING WEST VIRGINIA'S PLAYERS OF THE WEEK

Game	O-Lineman	Juice Award
at Pitt	None	None
Kansas	None	None
Towson	Z. Frazier	CJ Cole
at Virginia Tech	Z. Frazier	R. Collins III
at Texas	None	None
Baylor	TBA	TBA
at Texas Tech		
TCU		
at Iowa State		
Oklahoma		
Kansas State		
at Oklahoma State		



EXREE LOE



TIREK AUSTIN-CAVE

#### West Virginia Bests

Rushing Yards.....	569 vs. Washington & Lee 1923
Passing Yards.....	656 vs. Baylor 2012
Total Yards.....	807 vs. Baylor 2012
Total First Downs.....	37 vs. Maryland 2015
Low Rushing Yards All.....	-30 vs. Florida 1981
Low Passing Yards All.....	0 vs. Pitt 1981
Low Total Yards Allowed.....	-14 vs. Maryland 1919
Fewest First Downs All.....	0 vs. Maryland 1919
Longest TD run.....	96 vs. N. Illinois 1986
Longest Non-TD Run.....	79 vs. Louisville 2008, Baylor 2018
Longest TD Reception.....	96 vs. Penn State 1973
Longest Non-TD Reception.....	84 vs. Miami 2003
Points (Game).....	92 vs. Marshall 1916
Victory Margin.....	89 vs. Geneva 1951

#### West Virginia Bests - 2020 Decade

Rushing Yards.....	329 vs. ECU '20
Passing Yards.....	370 vs. Iowa St. '21
Total Yards.....	624 vs. ECU '20
Total First Downs.....	32 vs. Towson '22, Va. Tech '22
First Downs Rushing.....	17 vs. ECU '20
First Downs Passing.....	19 vs. Kansas. '22
Low Rushing Yards All.....	27 vs. Baylor '20
Low Passing Yards All.....	57 vs. Army '20
Low Total Yards Allowed.....	95 vs. LIU '21
Fewest First Downs All.....	7 vs. KU '20
Fewest 1st Downs Rushing All.....	1 vs. Va. Tech '22
Fewest 1st Downs Passing All.....	2 vs. Army '20, LIU '21
Longest TD run.....	87 vs. KU '20
Longest Non-TD Run.....	67 vs. TCU '21
Longest TD Reception.....	70 vs. OSU '20
Longest Non-TD Reception.....	58 vs. KSU '20
Points (Game).....	66 vs. LIU '21
Points (Half).....	45 vs. Towson '22 (First)
Points (Qtr).....	28 vs. ECU '20 (Second)
Victory Margin.....	66 vs. LIU '21

#### West Virginia Bests - Neal Brown Era

Rushing Yards.....	392 vs. ECU '20
Passing Yards.....	498 vs. Texas Tech '19
Total Yards.....	624 vs. ECU '20, Towson '22
Total First Downs.....	32 vs. Towson '22, Va. Tech '22
First Downs Rushing.....	17 vs. ECU '20
First Downs Passing.....	21 vs. Texas Tech '19
Low Rushing Allowed.....	27 vs. Baylor '20
Low Passing Yards Allowed.....	57 vs. Army '20
Low Total Yards Allowed.....	95 vs. LIU '21
Fewest 1st Downs Allowed.....	7 vs. KU '20
Fewest 1st Downs Rushing All.....	1 vs. Va. Tech '22
Fewest 1st Downs Passing All.....	2 vs. ECU '20, LIU '21
Longest TD run.....	87 vs. KU '20
Longest Non-TD Run.....	67 vs. TCU '21
Longest TD Reception.....	83 vs. BU '19
Longest Non-TD Reception.....	58 vs. KSU '20
Points (Game).....	66 vs. LIU '21
Points (Half).....	45 vs. Towson '22 (First)
Points (Qtr).....	28 vs. ECU '20 (Second)
Victory Margin.....	66 vs. LIU '21

#### 300 or More Yards Passing (since 2012)

656	Baylor (2012)	70-63/W
539	Oklahoma (2018)	59-56/L
532	Arizona State (2015)	43-42/W
511	Maryland (2014)	40-37/W
498	Texas Tech (2019)	17-38/L
448	James Madison (2012)	42-12/W
429	vs. Tennessee (2018)	40-14/W
407	Kansas (2012)	59-10/W
403	East Carolina (2017)	56-20/W
401	Oklahoma State (2012)	55-34/L
389	Youngstown State (2016)	38-21/W
376	Oklahoma (2014)	45-33/L
375	at Baylor (2017)	38-36/W
372	at Kansas State (2017)	28-23/W
371	TCU (2018)	47-10/W
	vs. Virginia Tech (2017)	31-24/L
370	Iowa State (2021)	38-31/W
370	at Texas Tech (2018)	42-34/W
367	Texas (2019)	42-31/L
366	at TCU (2017)	31-24/L
365	vs. Alabama (2014)	33-23/L
364	at Oklahoma State (2018)	45-41/L
359	Georgia Southern (2015)	44-0/W
	Georgia State (2013)	41-7/W
356	Kansas State (2018)	35-6/W
	Iowa State (2013)	52-44/L
<b>355</b>	<b>Kansas (2022)</b>	<b>42-55/L</b>
	Towson (2014)	54-0/W
353	Baylor (2018)	58-14/W
352	Texas Tech (2017)	46-35/W
347	at Texas Tech (2020)	34-27/L
347	at Kansas (2017)	56-34/W
346	at Texas (2018)	42-41/W
	vs. Texas A&M (2014)	45-37/L
344	LIU (2021)	66-0/W
341	at Iowa State (2016)	49-19/W
338	Maryland (2012)	31-21/W
334	Delaware State (2017)	59-16/W
332	Kansas (2018)	38-22/W
	Youngstown State (2018)	52-17/W
	vs. BYU (2016)	35-32/W
330	Texas Tech (2021)	23-20/L
324	Marshall (2012)	69-34/W
322	Baylor (2014)	41-27/W
320	Oklahoma State (2013)	30-21/W
	Oklahoma (2012)	50-49/L
318	Kansas (2020)	38-17/W
317	Texas (2020)	17-13/L
<b>308</b>	<b>Towson (2022)</b>	<b>65-7/W</b>
301	Texas (2021)	31-23/W
301	Kansas State (2020)	37-10/W

#### ROAD, HOME AND TOTAL WINS

##### Most Total Wins Over The Last 20 Years (2003-22)

Rk.	School	Wins
1.	Ohio State	215
	Alabama	215
3.	Oklahoma	207
4.	Boise State	205
5.	Clemson	199
6.	Georgia	198
7.	LSU	192
8.	Wisconsin	182
9.	Oregon	178
10.	TCU	173
11.	Florida	171
	Oklahoma State	171
13.	USC	170
	Utah	170
15.	Virginia Tech	167
16.	Texas	167
17.	Auburn	165
	Florida State	165
19.	Cincinnati	163
20.	Notre Dame	162
21.	Penn State	161
22.	BYU	160
	Michigan	160
24.	Iowa	159
25.	<b>West Virginia</b>	<b>157</b>

##### Best Winning Percentage Away From Home (Road or Neutral) Over The Last 20 Years (2003-22)

Rk.	School	W-L	Winning %
1.	Ohio State	87-23	.791
2.	Alabama	96-32	.750
3.	Boise State	95-33	.742
4.	Oklahoma	88-31	.739
5.	Georgia	94-42	.691
6.	LSU	77-41	.653
7.	USC	73-39	.652
8.	Clemson	84-45	.651
9.	TCU	77-42	.647
10.	Texas	72-43	.626
11.	Oklahoma State	72-46	.610
12.	Utah	73-48	.603
13.	Notre Dame	70-47	.598
	Oregon	70-47	.598
15.	Florida State	73-50	.593
16.	Wisconsin	69-50	.580
17.	Florida	71-52	.577
18.	Virginia Tech	69-52	.570
19.	BYU	70-58	.547
20.	Stanford	66-55	.545
21.	Cincinnati	68-58	.540
22.	Iowa	62-53	.539
23.	Louisville	66-57	.537
24.	Michigan State	61-54	.530
25.	<b>West Virginia</b>	<b>61-55</b>	<b>.526</b>

##### Best Home Winning Percentage Over The Last 20 Years (2003-22)

Rk.	School	W-L	Winning %
1.	Boise State	110-12	.902
2.	Ohio State	128-14	.901
3.	Clemson	115-16	.878
4.	Alabama	119-18	.869
5.	Georgia	104-18	.852
	LSU	115-20	.852
7.	Oklahoma	119-21	.850
8.	Wisconsin	113-21	.843
9.	Oregon	109-22	.832
10.	USC	97-22	.815
11.	Cincinnati	95-25	.792
12.	Utah	97-26	.789
13.	Florida	100-28	.781
14.	Michigan	105-30	.778
15.	Auburn	109-33	.768
16.	TCU	96-30	.762
17.	Penn State	104-33	.759
18.	Oklahoma State	99-32	.756
19.	<b>West Virginia</b>	<b>95-33</b>	<b>.744</b>
	BYU	90-31	.744
21.	Iowa	97-34	.740
22.	Toledo	84-31	.730
23.	Northern Ill.	78-29	.729
24.	Florida State	92-35	.724
25.	Miami (FL)	89-34	.724
25.	Houston	85-33	.720
	Texas	95-37	.720



DANTE STILL'S

MARCUS FLOYD

## WEST VIRGINIA DEFENSE

- WVU's defensive roster includes 14 true freshmen, nine redshirt freshmen, seven sophomores, seven redshirt sophomores, two juniors, two redshirt juniors, one senior, three redshirt seniors and four super seniors
- The Mountaineers' total defensive personnel includes 15 defensive linemen, two bandits, 11 linebackers, three spears, seven cornerbacks, four safeties and five defensive backs
- Ten Mountaineer defenders have made their first career start this season
- Dante Stills has 47.5 career TFLs, which is tied with Grant Wiley's (2000-03) all-time program record
- Together, father Gary Stills (26 from 1996-98) and sons Dante (21.5) and Darius (11.5 from 2017-20) have combined to record 59 sacks at West Virginia
- In all, 28 different players recorded a tackle against Towson on Sept. 17
- West Virginia held Towson to -3 rushing yards and 56 total yards in the first half
- Towson's 180 yards of total offense were the fewest allowed by the Mountaineers since Sept. 11, 2021, vs. LIU (95)
- Against Virginia Tech on Sept. 22, WVU allowed the fewest points to a Power 5 opponent (10) since Nov. 14, 2020, vs. TCU (W 24-6)
- West Virginia allowed just 12 rushing yards in the first half and 35 for the game in the Virginia Tech game
- It marked the Hokies' worst rushing performance since 2015
- Additionally, WVU held Virginia Tech to just 88 total yards in the second half
- The Mountaineers also allowed just 11 first-half rushing yards at Texas on Oct. 1
- WVU has limited opponents to under 100 yards rushing in three of six games this season
- Overall, the Mountaineers rank No. 26 nationally and No. 2 in the Big 12 in rushing defense (112.0)
- West Virginia finished with three takeaways against Baylor on Oct. 13, the most in a game since Oct. 23, 2021, at TCU (3)
- The Mountaineers also recorded their second defensive touchdown of the season against the Bears, marking the first time they have had multiple defensive scores in a year since 2017
- West Virginia is tied for No. 7 nationally and No. 1 in the Big 12 in defensive touchdowns (2)
- The Mountaineers are one of 34 schools in the nation with multiple defensive touchdowns this season
- West Virginia has finished in the top 40 nationally in total defense in 2020 and 2021
- WVU has held opponents to fewer than 200 yards passing in two of the last four games
- At least one Mountaineer has finished with 10 or more tackles in 25 of the last 56 games
- The Mountaineers feature five players with at least 20 tackles through six games this season
- Additionally, 11 Mountaineer defenders have at least one tackle for loss this fall
- WVU finished with five sacks in the season opener at Pitt on Sept. 1, the first time reaching that mark since Sept. 18, 2021, against Virginia Tech
- In the Neal Brown era, the Mountaineers have held their opponents to fewer than 300 yards of total offense 13 times, including twice this season
- West Virginia also has held its opponents to fewer than 300 yards passing in 35 of its last 42 games, including 27 of its last 32
- Additionally, WVU has held opponents to under 250 passing yards in 10 of the last 13 games
- Since 2019, WVU has held opposing teams to fewer than 250 yards passing 29 times, fewer than 200 yards 18 times and fewer than 150 yards 10 times
- The Mountaineers have intercepted a pass in 25 of the last 45 games, including nine of the last 16
- West Virginia also has intercepted multiple passes in a game seven times in the Brown era
- WVU has recorded at least eight interceptions in seven consecutive seasons, dating back to 2015
- WVU has forced a turnover in 10 of the last 13 games, as well as 28 of the 41 games of the Brown era
- West Virginia ranks No. 48 nationally and No. 3 in the Big 12 in red-zone defense (.800)
- The Mountaineers also ranks No. 42 nationally in first-down defense, allowing 121 on the year

## WEST VIRGINIA SPECIAL TEAMS

- West Virginia's 2022 special teams personnel includes seven kickers/punters and two long snappers
- The Mountaineers are 10-for-10 on field goal tries so far this season
- Returning 2021 Lou Groza Award semifinalist, K Casey Legg has made a field goal of 45 yards or longer in each season from 2019-21. His long is 38 yards so far this season
- Legg has only missed two field goals from inside 40 yards in his career (29-of-31)
- Legg's big night at Virginia Tech on Sept. 22 included a career-high 15 points, tied for No. 4 in single-game school history
- Legg made four field goals at VT, just the ninth time it has been done by a Mountaineer kicker in the last 40 years
- Legg has begun the season with 10 straight made field goals in each of the last two years
- Parker Grothaus joined the Mountaineers this season, following a three-year stint at Florida State, where he was the primary kickoff specialist for the Seminoles
- Fifteen of Grothaus' kickoffs have resulted in touchbacks this season
- Six of Oliver Straw's 16 punts this season have been placed inside the 20
- Over the last four seasons, WVU has punted the ball 184 times, with its opponents only returning 46 of them
- West Virginia has allowed just four yards on punt returns this season
- WVU sits at No. 11 in the nation in punt return defense (2.00)
- CJ Donaldson Jr. blocked a punt at Pitt, marking West Virginia's first since Logan Thimons on Sept. 14, 2019, against NC State
- WVU recorded a blocked extra point return for a defensive score for the first time in school history against Baylor on Oct. 13
- Dante Stills recorded the blocked XP, WVU's first since Rick Sherrod on Sept. 29, 2001, at Maryland, while Jacolby Spells returned it 87 yards for two points, first in school history
- WVU is No. 13 in the nation and No. 1 in the Big 12 in blocked kicks (2)
- West Virginia has recorded three punt returns of at least 10 yards this season, led by WR Preston Fox's 27-yarder against Towson
- Fox's punt return against the Tigers is tied for the longest by a Mountaineer in the Neal Brown era (Isaiah Esdale on Oct. 30, 2021, vs. Iowa State)

## AGAINST THE BIG 12

- West Virginia is 54-50 all-time against current members of the Big 12 Conference. WVU is 7-4 vs. Baylor; 6-4 against Iowa State; 10-2 against Kansas; 6-6 vs. Kansas State; 2-10 vs. Oklahoma; 4-9 vs. Oklahoma State; 6-6 vs. Texas; 7-4 vs. TCU and 6-5 vs. Texas Tech.



# WEST VIRGINIA DEPTH CHART

## CAREER GAMES PLAYED/STARTED

	GP/GS	2022	2021	2020	2019
Dante Stills, S-Sr., DL	53/31	6/6	13/12	10/10	12/3
Exree Loe, r-Sr., LB	48/15	6/4	10/7	9/1	12/3
Sam James, r-Jr., WR	44/27	6/6	13/6	9/3	12/12
Bryce Ford-Wheaton, r-Jr., WR	40/26	6/6	12/9	9/9	11/2
James Gmitter, r-Jr., OL	39/31	6/6	13/13	8/2	12/10
Jordan Jefferson, Jr., DL	36/11	6/6	13/4	6/0	11/1
Jared Bartlett, r-So., LB	32/9	5/4	13/3	9/1	4/0
Mike O'Laughlin, r-Jr., TE	31/19	5/3	5/3	9/9	12/4
Casey Legg, r-Jr., K	31/0	6/0	12/0	7/0	5/0
Zach Frazier, So., OL	29/28	6/6	13/13	10/9	--
Graeson Malashevich, r-So., WR	29/0	6/0	13/0	10/0	--
Reese Smith, So., WR	29/4	6/1	13/2	10/1	--
Brandon Yates, r-So., OL	29/21	6/0	13/13	10/9	--
Tony Mathis Jr., r-So., RB	27/7	6/6	11/1	6/0	4/0
Malachi Ruffin, r-So., CB	27/1	6/1	11/0	10/0	--
Jalen Thornton, r-So., DL	25/0	3/0	12/0	10/0	--
Sean Martin, So., DL	24/4	6/4	13/0	5/0	--
LaNell Carr, So., BAN	23/4	6/2	10/2	7/0	--
Taijeh Alston, r-So., DL	22/14	6/2	13/12	1/0	2/0
Nick Malone, r-So., OL	21/0	6/0	12/0	2/0	--
Taurus Simmons, So., BAN	21/0	6/0	12/0	3/0	--
Austin Brinkman, So., LS	19/0	6/0	13/0	--	--
Doug Nester, Jr., OL	19/19	6/6	13/13	--	--
Wyatt Milum, So., OL	18/14	6/6	12/8	--	--
Kaden Prather, So., WR	18/9	6/5	12/4	--	--
Garrett Greene, So., QB	16/0	3/0	11/0	2/0	--
Lance Dixon, r-So., LB	16/9	6/5	10/4	--	--
Justin Johnson Jr., So., RB	14/0	6/0	8/0	--	--
Edward Vesterinen, So., DL	14/1	6/0	8/1	--	--
Charles Woods, S-Sr., S	12/5	1/1	11/4	--	--
Aubrey Burks, So., S	11/5	5/5	6/0	--	--
Treyllan Davis, r-Fr., TE	10/0	6/0	4/0	--	--
Jairo Faverus, r-Fr., LB	10/0	6/0	0/0	4/0	--
Preston Fox, r-Fr., WR	10/0	6/0	4/0	--	--
Davis Mallinger, r-Fr., S	10/2	6/2	4/0	--	--
Andrew Wilson-Lamp, r-Fr., CB	10/0	6/0	4/0	--	--
Ja'Quay Hubbard, r-So., OL	9/5	6/5	3/0	--	--
Jordan White, r-Fr., OL	9/1	2/1	4/0	3/0	--
Naim Muhammad, r-So., S	7/0	2/0	1/0	2/0	2/0
Tomas Rimac, r-Fr., OL	8/0	6/0	2/0	--	--
Kolton McGhee, r-So., P	6/0	0/0	2/0	4/0	--
Caleb Coleman, r-Fr., S	5/0	1/0	4/0	--	--
Markquan Rucker, r-Fr., RB	5/0	1/0	4/0	--	--
Rashad Ajayi, s-Sr., CB	6/6	6/6	--	--	--
C.J. Cole, r-Fr., WR	6/0	4/0	2/0	--	--
Jasir Cox, s-Sr., Spear	6/1	6/1	--	--	--
JT Daniels, r-Jr., QB	6/6	6/6	--	--	--
Anthony Del Negro, r-Jr., DL	6/0	6/0	--	--	--
Marcis Floyd, r-Jr., S	6/6	6/6	--	--	--
Parker Grothaus, r-Sr., K	6/0	6/0	--	--	--
Lee Kpogba, Jr., LB	6/6	6/6	--	--	--
Mike Lockhart, r-So., DL	6/0	6/0	--	--	--
Wesley McCormick, r-Sr., CB	6/4	6/4	--	--	--
Hershey McLaurin, So., S	6/1	6/1	--	--	--
Brian Polendey, r-Sr., TE	6/3	6/3	--	--	--
Jeremiah Aaron, So., WR	5/0	5/0	--	--	--
Cortez Braham, Jr., WR	5/0	5/0	--	--	--
CJ Donaldson, Fr., RB	5/0	5/0	--	--	--
Caden Biser, r-Fr., LB	5/0	5/0	--	--	--
Jacoby Spells, Fr., CB	5/0	5/0	--	--	--
Oliver Straw, Fr., P	5/0	5/0	--	--	--
Tirek Austin-Cave, r-So., LB	4/0	4/0	--	--	--
Mumu Bin-Wahad, Fr., CB	4/0	4/0	--	--	--
Tyler Connolly, r-So., OL	3/0	1/0	1/0	1/0	--
Will Crowder, r-Fr., QB	3/0	1/0	2/0	--	--
Donovan Beaver, r-So., OL	2/0	0/0	1/0	1/0	--
Leighton Bechdel, r-So., P	2/0	1/0	1/0	--	--
Brayden Dudley, r-Fr., DL	2/0	1/0	1/0	--	--
Hammond Russell IV, r-Fr., DL	2/0	0/0	2/0	--	--
Shawn See, r-Fr., OL	2/0	1/0	1/0	--	--
Victor Wikstrom, r-Fr., TE	2/0	0/0	2/0	--	--
Jaylen Anderson, r-Fr., RB	1/0	1/0	--	--	--
Derek Berlitz, Fr., DL	1/0	1/0	--	--	--
Bryce Biggs, r-Fr., OL	1/0	1/0	--	--	--
Aric Burton, Fr., BAN	1/0	1/0	--	--	--
Raleigh Collins III, Fr., S	1/0	1/0	--	--	--
Danny King, r-Fr., K	1/0	1/0	--	--	--
Trey Lathan, Fr., LB	1/0	1/0	--	--	--
Nicco Marchiol, Fr., QB	1/0	1/0	--	--	--
Chris Mayo, r-Fr., OL	1/0	1/0	--	--	--
Dylan Ray, r-Fr., OL	1/0	1/0	--	--	--
Asani Redwood, Fr., DL	1/0	1/0	--	--	--
Wil Schoonover, Sr., LB	1/0	1/0	--	--	--
Keaton Thomas, Fr., DB	1/0	1/0	--	--	--
Avery Wilcox, r-Fr., S	1/0	1/0	--	--	--
Jarel Williams, Fr., WR	1/0	1/0	--	--	--

### Offense

Position	No.	Name	Ht.	Wt.	Cl.	GP	GS	Hometown
WR (X)	0	Bryce Ford-Wheaton	6-3	224	r-Jr.	40	26	Fuquay-Varina, N.C./Holly Springs
	11	Cortez Braham	6-2	198	Jr.	5	0	Blythehood, S.C./Westwood/Hutchinson CC
LT	64	Wyatt Milum	6-6	307	So.	18	14	Kenova, W.Va./Spring Valley
	50	Brandon Yates	6-4	308	r-So.	29	21	Middleton, Del./Liberty Baptist Academy
LG	74	James Gmitter	6-3	310	r-Jr.	39	31	Bethel Park, Pa./Bethel Park
	55	Tomas Rimac	6-6	312	r-Fr.	8	0	Brunswick, Ohio/Brunswick
C	54	Zach Frazier	6-3	306	So.	29	28	Fairmont, W.Va./Fairmont Senior
	53	Jordan White	6-2	298	r-Fr.	9	1	Largo, Md./DeMatha Catholic
RG	53	Jordan White	6-2	298	r-Fr.	9	1	Largo, Md./DeMatha Catholic
	72	Doug Nester	6-7	320	Jr.	19	19	Kenova, W.Va./Spring Valley/Virginia Tech
RT	72	Doug Nester	6-7	320	Jr.	19	19	Kenova, W.Va./Spring Valley/Virginia Tech
	66	Ja'Quay Hubbard	6-5	318	r-So.	9	5	Sharpsville, Pa./Sharpsville/Virginia
or	50	Brandon Yates	6-4	308	r-So.	29	21	Middleton, Del./Liberty Baptist Academy
TE (H)	88	Brian Polendey	6-4	256	r-Sr.	6	3	Denton, Texas/Guyton/Miami/Colorado State
or	87	Mike O'Laughlin	6-5	255	r-Jr.	31	19	Glen Ellyn, Ill./Fenwick
WR (Y)	13	Sam James	6-0	182	r-Jr.	44	27	Richmond Hill, Ga./Richmond Hill
	29	Preston Fox	5-10	184	r-Fr.	10	0	Morgantown, W.Va./Morgantown
WR (H)	15	Reese Smith	5-10	187	So.	29	4	Danville, Ky./Boyle County
	19	Graeson Malashevich	5-9	186	r-So.	29	0	Ceredo, W.Va./Spring Valley
WR (Z)	3	Kaden Prather	6-4	211	So.	18	9	Montgomery Village, Md./Northwest
	4	Jeremiah Aaron	5-10	186	So.	5	0	Natchitochs, La./Pearland (Texas)/Navarro CC
QB	18	JT Daniels	6-2	226	r-Jr.	6	6	Irvine, Calif./Mater Dei Catholic/USC/Georgia
	7	Will Crowder	6-2	220	r-Fr.	3	0	Gardendale, Ala./Gardendale
or	8	Nicco Marchiol	6-1	208	Fr.	1	0	Denver, Colo./Chandler (Ariz.)
or	6	Garrett Greene	5-11	200	So.	16	0	Tallahassee, Fla./Chiles
RB (F)	24	Tony Mathis Jr.	5-11	207	r-So.	27	7	Orlando, Fla./Cedartown
	26	Justin Johnson Jr.	5-11	198	So.	14	0	Edwardsville, Ill./Edwardsville
or	12	CJ Donaldson	6-2	240	Fr.	5	0	Miami, Fla./Gulliver Prep

### Defense

Position	No.	Name	Ht.	Wt.	Cl.	GP	GS	Hometown
DT	55	Dante Stills	6-4	290	s-Sr.	53	31	Fairmont, W.Va./Fairmont Senior
	96	Edward Vesterinen	6-3	281	So.	14	1	Helsinki, Finland/French Finnish School of Helsinki
	99	Zeiqui Lawton	6-1	274	r-Fr.	0	0	Charleston, W.Va./South Charleston/Cincinnati
NG	95	Jordan Jefferson	6-3	310	Jr.	36	11	Navarre, Fla./Navarre
	93	Mike Lockhart	6-3	317	r-So.	6	0	Birmingham, Ala./Huffman/Georgia Tech
DE	91	Sean Martin	6-5	288	So.	24	4	Bluefield, W.Va./Bluefield
	12	Taijeh Alston	6-4	255	r-Sr.	21	14	Lumberton, N.C./Union Pines/ECU/Copiah-Lincoln CC
BANDIT	10	Jared Bartlett	6-2	235	r-So.	32	9	Miami, Fla./Collins Hill (Ga.)
or	44	LaNell Carr	6-1	245	So.	23	4	St. Louis, Mo./De Smet Jesuit
WLB	6	Exree Loe	6-0	214	r-Sr.	48	15	Johnstown, Pa./Greater Johnstown Area
or	7	Jasir Cox	6-1	204	s-Sr.	6	1	Kansas City, Mo./Bishop Miege/North Dakota State
MLB	8	Lee Kpogba	6-1	230	Jr.	6	6	Winston-Salem, N.C./Parkland/Syracuse/East Miss. CC
	36	Caden Biser	6-0	226	r-Fr.	5	0	Morgantown, W.Va./Morgantown
SPEAR	27	Davis Mallinger	6-1	194	r-Fr.	10	2	Melbourne, Fla./Cocoa
or	5	Lance Dixon	6-2	220	r-So.	16	9	Oak Park, Mich./West Bloomfield/Penn State
LCB	4	Rashad Ajayi	5-11	182	s-Sr.	6	6	Atlanta, Ga./Langston Hughes/Colorado State
	28	Jacoby Spells	5-11	180	Fr.	5	0	Fort Lauderdale, Fla./American Heritage
FS	2	Aubrey Burks	5-11	201	So.	11	5	Oakridge, Fla./Auburndale
	13	Hershey McLaurin	6-1	210	So.	6	1	Friendship, Miss./Collins/Jones County JC
CS	24	Marcis Floyd	6-0	194	r-Jr.	6	6	Louisville, Ky./Du Pont Manual/Murray State
	14	Malachi Ruffin	5-10	195	r-So.	27	1	Nashville, N.C./Nash Central
RCB	11	Wesley McCormick	5-11	200	r-Sr.	6	4	Silver Spring, Md./Northwest/JMU
	20	Andrew Wilson-Lamp	6-2	178	r-Fr.	10	0	Massillon, Ohio/Massillon Washington
or	29	Mumu Bin-Wahad	5-10	179	Fr.	4	0	Atlanta, Ga./Grayson

### Special Teams

Position	No.	Name	Ht.	Wt.	Cl.	GP	GS	Hometown
K	48	Casey Legg	6-4	216	r-Jr.	31	0	Charleston, W.Va./Cross Lanes Christian
	37	Parker Grothaus	6-2	216	r-Sr.	6	0	Indian Lake, Ohio/Indian Lake/Incarnate Word/Florida State
H	19	Graeson Malashevich	5-9	186	r-So.	29	0	Ceredo, W.Va./Spring Valley
P	41	Oliver Straw	6-2	214	Fr.	5	0	Melbourne, Australia/Mentone Grammar School
	40	Kolton McGhee	6-0	187	r-So.	6	0	Altoona, Pa./Bishop Guilfoyle
KO	37	Parker Grothaus	6-2	216	r-Sr.	6	0	Indian Lake, Ohio/Indian Lake/Incarnate Word/Florida State
	39	Danny King	5-10	172	r-So.	1	0	Cumberland, Md./Fort Hill
LS	43	Austin Brinkman	6-3	215	r-Fr.	19	0	Bel Air, Md./The John Carroll School
KOR	4	Jeremiah Aaron	5-10	186	So.	5	0	Natchitochs, La./Pearland (Texas)/Navarro CC
	26	Justin Johnson Jr.	5-11	198	So.	14	0	Edwardsville, Ill./Edwardsville
PR	15	Reese Smith	5-10	187	So.	29	0	Danville, Ky./Boyle County
or	13	Sam James	6-0	182	r-Jr.	44	0	Richmond Hill, Ga./Richmond Hill
or	29	Preston Fox	5-10	184	r-Fr.	10	0	Morgantown, W.Va./Morgantown

^ - Stills' totals included 12 GP in 2018  
 \* - Loe's totals include 11 GP in 2018  
 & - James' totals include 4 GP in 2018  
 # - Ford-Wheaton's totals include 2 GP in 2018  
 @ - Legg's totals include 1 GP in 2018

## RECORD UNDER BROWN

Overall Record .....	55-37
At home .....	30-13
On the road .....	21-23
At a neutral site .....	4-1
Day games .....	37-27
Night games .....	18-10
Vs. ranked (coaches' poll) .....	5-12
Vs. ranked (AP poll) .....	4-13
Vs. coaches' Top 10 .....	0-3
Vs. AP Top 10 .....	0-3
Vs. ACC .....	3-3
Vs. Big 12 .....	12-17
Vs. Big Ten .....	1-3
Vs. Pac-12 .....	0-0
Vs. SEC .....	1-2
Vs. C-USA .....	2-0
Vs. Mid-American .....	3-0
Vs. Mountain West .....	0-2
Vs. Sun Belt .....	23-9
Vs. FCS .....	8-0
Vs. Independents .....	2-1
In bowl games .....	4-0
In overtime .....	1-1
More than 7 days to prepare .....	18-14
In August .....	1-0
In September .....	19-11
In October .....	14-14
In November .....	16-9
In December .....	5-3
In January .....	0-0
Outrushing opponent .....	45-6
Outrushed by opponent .....	11-31
When rushing for 200 yards .....	16-0
When rushing for 300 yards .....	4-0
Outpassing opponent .....	35-17
Outpassed by opponent .....	20-20
When passing for 300-399 yards .....	20-7
When passing for 400-499 yards .....	1-1
When passing for 500+ yards .....	0-0
When allowing 1-199 yards passing .....	30-15
When allowing 200-299 yards passing .....	18-14
When allowing 300+ yards passing .....	8-8
When having 400-499 total offense .....	23-5
When having 500+ total offense .....	6-3
More total offense than opponent .....	40-12
Same total offense as opponent .....	1-0
Less total offense than opponent .....	14-25
Allowing 399 or less total offense .....	46-22
When allowing 400+ total offense .....	6-14
When allowing 500+ total offense .....	3-1
Committing fewer turnovers .....	36-3
Committing more turnovers .....	12-23
Turnovers are even .....	7-11
0-30:00 of time of possession .....	27-21
30:01-plus of time of possession .....	28-16
Scoring first .....	38-10
Opponent scores first .....	17-27
Leading after the 1st quarter .....	42-7
Trailing after the 1st quarter .....	6-22
Tied after the 1st quarter .....	7-8
Leading at halftime .....	44-5
Trailing at halftime .....	6-30
Tied at halftime .....	5-2
Leading after the 3rd quarter .....	47-3
Trailing after the 3rd quarter .....	5-31
Tied after the 3rd quarter .....	3-3
Scoring 0-10 points .....	0-9
Scoring 11-20 points .....	3-18
Scoring 21-30 points .....	16-6
Scoring 31-40 points .....	18-2
Scoring 41-plus points .....	18-2
Opponent scores 0-10 points .....	14-0
Opponent scores 11-20 points .....	17-7
Opponent scores 21-30 points .....	19-10
Opponent scores 31-40 points .....	5-10
Opponent scores 41-plus points .....	0-10
Individual 100-yard rusher .....	29-4
Opponent 100-yard rusher .....	8-14
Opponent less than 100-yards rushing .....	21-4
Individual 100-yard receiver .....	22-8
Opponent 100-yard receiver .....	11-8
Individual 300-yard passer .....	14-7
Opponent 300-yard passer .....	8-8

## WEST VIRGINIA HEAD COACH NEAL BROWN - FOURTH YEAR



Neal Brown is in his fourth year as the head coach at West Virginia.

It's a proven fact that you win with people, and no one knows that better than Brown. He has a commitment to investing time and resources in his staff and players, mentoring and preparing them to carry out the mission of Mountaineer Football, not only on the field but off of it as well.

One of the key areas in which his commitment is paying huge dividends is recruiting. Brown has taken a young and depleted roster, established a strong foundation and has it heading in an upward direction toward the future.

In his first three full classes, the average signee star rating has been among the best in the program's history, highlighted by the signing of 12 four-star recruits during that time. The program has landed multiple targets after beating out many high-level schools, and it has landed the top in-state recruits each year in coveted prospects, Zach Frazier, Wyatt Milum and Corbin Page.

The 2021 class had the highest average star rankings (3.25) according to Rivals since the start of the company, and the 2023 class is currently ranked No. 13 nationally, which would be the best in the Internet era.

With the landscape of college football changing more than ever, Brown has had to evaluate and give even more attention to his role as the CEO, overseeing the broad picture, manage all areas of the program and make sure all areas concerning the players and staff are accomplished. This past offseason, Brown showed his investment in his staff by bringing in offensive coordinator Graham Harrell to be more hands-on with the offense and further its development.

Brown continues to support and champion program leadership by the players and above all-a dedication to the individual student-athlete. His mission is in the development of each player as a complete person, not only on the field, but off, and for each to continuously build themselves and their brand to make a difference in the world after their football career is finished.

One of the first player initiatives that Brown implemented for the team was the 5th Quarter program to assist in the development of the total player, not only on the field, but for life beyond graduation. The pillars of the program are character development, leadership development, real life, social responsibility and career development. With the name, image and likeness legislation enacted in July 2021, Brown did his due diligence in advance to ensure that his players were prepared, no matter how involved the process becomes in the future.

Another component of the 5th Quarter program is the Bridge program. Its goal is to introduce the student-athletes to the college experience when they first enter WVU and give them their final training before they embark into life after graduation.

The 2021 squad finished with six wins and had its share of positives, including earning a bowl bid to the Guaranteed Rate Bowl, its second in a row under Brown. WVU has earned a spot in a bowl game in 18 of the last 20 years

and is one of only 15 programs in the nation to accomplish that feat. Running back Leddie Brown rushed for 1,000 yards for the second year in a row and WVU was fourth in the Big 12 in average passing yards per game (247.9). The Mountaineer defense finished No. 5 nationally in red zone defense, No. 18 in the fewest first downs allowed and No. 29 in third-down defense.

The Mountaineers defeated No. 15 Virginia Tech, marking the highest ranked win of the Brown era and also defeated No. 22 Iowa State to tie for the most wins against ranked teams in a season since 2007.

West Virginia had a program-best 24 student-athletes named to the Academic All-Big 12 Teams, safety Sean Mahone was a finalist for the William Campbell Trophy, the academic Heisman, and he earned a spot on the National Football Foundation's Scholar-Athlete Team. Kicker Casey Legg was named a semifinalist for the Lou Groza National Kicking Award and WVU had nine players named to one of three Big 12 postseason all-conference teams by media organizations.

Center Zach Frazier was named to the Walter Camp Football Foundation and American Football Coaches Association's All-America teams and tackle Wyatt Milum was named to three Freshman All-America teams. Defensive lineman Dante Stills was named an All-Big 12 First Team honoree and Frazier earned a spot on the second team.

The 2020 season was a big challenge for Brown, testing his ability, not only as a coach, but as a leader. He was forced to deal with the COVID-19 pandemic since mid-March, which didn't allow for spring practice or offseason workouts and skill instruction, while social unrest was at a high level nationally during the summer.

In September 2020, Brown was named the honorary head coach for the AFCA AllState Good Works Team, honoring him for his commitment to leadership, the Morgantown community and Mountaineer Nation as a whole. In January, he was named to the AFCA's Board of Trustees.

Even though the program constantly was forced to deal with the effects and protocols of COVID-19 during the 2020 season, the Mountaineers stayed the course, finishing the season 6-4 overall and 4-4 in the Big 12. Brown made his first bowl appearance as the coach of West Virginia against Army in the AutoZone Liberty Bowl, winning the game, 24-21.

Five players earned All-America honors, led by Darius Stills, who was the school's first Consensus All-American since 2006 and 12th in school history. Tony Fields II, Tykee Smith and Dante Stills were named to at least one All-America team and freshmen Zach Frazier and Akheem Mesidor were named to Freshman All-America teams. In April, Fields was drafted by the Cleveland Browns and five players signed free agent contracts.

Eight players were named to the All-Big 12 Conference postseason teams, led by first-team honorees, Fields II, also defensive newcomer of the year, Darius Stills, also defensive lineman of the year, and Leddie Brown, first-team running back.

The Mountaineers finished the 2019 season with a 5-7



## WEST VIRGINIA HEAD COACH NEAL BROWN - FOURTH YEAR

Year	School	Position	Record
2022	West Virginia	Head Coach	3-3
2021	West Virginia	Head Coach	5-7
2020	West Virginia	Head Coach	6-4
		AutoZone Liberty Bowl Champions, AFCA Good Works Team Honorary Coach	
2019	West Virginia	Head Coach	5-7
2018	Troy	Head Coach	10-3
		Dollar General Bowl Champions	
2017	Troy	Head Coach	11-2
		Sun Belt Conference Champions, Sun Belt Conference Coach of the Year	
		R&L Carriers New Orleans Bowl Champions	
2016	Troy	Head Coach	10-3
		Dollar General Bowl Champions	
2015	Troy	Head Coach	4-8
2014	Kentucky	Assistant Coach (OC/QB)	5-7
2013	Kentucky	Assistant Coach (OC/QB)	2-10
2012	Texas Tech	Assistant Coach (OC/QB)	7-5
		Meineke Car Care Bowl Champions	
2011	Texas Tech	Assistant Coach (OC/QB)	5-7
2010	Texas Tech	Assistant Coach (OC/QB)	8-5
		TicketCity Bowl Champions	
2009	Troy	Assistant Coach (OC/QB)	9-4
		GMAC Bowl, Sun Belt Conference Champions	
2008	Troy	Assistant Coach (OC/QB)	8-5
		New Orleans Bowl	
2007	Troy	Assistant Coach (Inside Receivers)	8-4
		Sun Belt Conference Champions	
2006	Troy	Assistant Coach (Inside Receivers)	8-5
		Sun Belt Conference Champions, New Orleans Bowl Champions	
2005	Delaware	Assistant Coach (Wide Receivers)	6-5
2004	Sacred Heart	Assistant Coach (QB/Wide Receivers)	6-4
2003	Massachusetts	Assistant Coach (TE/OL Assistant)	10-3
		NCAA FCS Playoffs	
		Atlantic 10 Conference Champions	

**Brown Totals - at West Virginia - 20-21 (Fourth Year); Overall - 55-37 (Eighth Year)**

mark, in what was called a transitional year. WVU finished the regular season winning two of the final three games, at Kansas State and at TCU, and had a 3-3 mark on the road, including a 3-2 road record in the Big 12 Conference.

Five of Brown's players were named to All-Big 12 postseason teams, and Colton McKivitz was named the Big 12's Co-Offensive Lineman of the Year. McKivitz earned spots on two All-America teams - Walter Camp Football Foundation's Second Team and the Associated Press' Third Team, and Tykee Smith was named a freshman All-American by the Football Writers Association of America. McKivitz played in the Reese's Senior Bowl and was selected in the fifth-round of the NFL Draft by the San Francisco 49ers.

Brown, one of six FBS coaches to win 10 or more games in 2016, 2017 and 2018, was named WVU's 35th head football coach on Jan. 5, 2019.

He spent the previous four years as the head coach at Troy University (2015-18), compiling a 35-16 record, including 3-0 in bowl games. In his final three seasons, the Trojans posted a 31-8 record (.795), tying for the highest winning percentage nationally among non-Power 5 schools.

Before Brown left after the 2018 season, Troy had won 17 of its last 20 games and 22 of its last 26 games. After directing the Trojans to the 2017 Sun Belt Conference Championship, Brown was honored as the league's coach of the year.

During his highly successful tenure at Troy, Brown's signature wins included a 24-21 victory in 2017 at then-No. 22 ranked LSU in Baton Rouge, which snapped the Tigers' 49-game non-conference home winning streak and a 24-19 win at Nebraska on Sept. 15, 2018. Also impressive was his team's narrow 30-24 loss at eventual 2016 national champion Clemson.

In 2018, Troy finished 10-3, including a victory over Buffalo in the Dollar General Bowl in Mobile, Alabama. The Trojans finished 7-1 in conference play and won five of their last six games.

The 2017 campaign featured an 11-win season for Troy, including a win over North Texas in the New Orleans Bowl.

The Trojans once again finished with a 7-1 conference mark, earning Brown his first conference championship. Troy finished the season with the 27th most votes in the final Amway Coaches Poll, marking the highest final ranking by a Sun Belt Conference squad in league history.

Troy faced seven bowl teams and posted a 6-1 mark in those games. Additionally, the Trojans played three conference or conference division champions - Boise State (Mountain West), Akron (MAC/East) and North Texas (C-USA West).

Troy finished 10-3 in 2016, including a 6-2 mark in the Sun Belt and a victory over Ohio University in the Dollar General Bowl. The Trojans became the first Sun Belt Conference school to ever open a season with eight wins in its first nine games, and they became the first league school to appear in a major top 25 poll, checking in at No. 25 in the Associated Press' Nov. 13 poll. Additionally, Brown's 2016 squad tied for the best turnaround in the country (6 wins).

Prior to Brown's first season at Troy in 2015, he spent two years (2013-14) as the offensive coordinator under Mark Stoops at Kentucky. The Wildcats posted more than 440 yards of total offense in three Southeastern Conference games in 2014, its highest total since 2001.

The Wildcats totaled 380 yards or more of total offense in their first three SEC games in 2014, marking the first time a UK team had done so since 1998. Kentucky scored 21 offensive touchdowns in SEC play in 2014.

He also spent three years at Texas Tech (2010-12) as the offensive coordinator after his first stint at Troy as an assistant coach from 2006-09.

As Texas Tech's offensive coordinator and quarterbacks coach, the Red Raiders ranked in the nation's top-seven teams in passing offense, top 15 in total offense and top 25 in scoring offense, having increased production in all three categories each year since 2010. TTU finished the 2012 season second nationally in passing with 355.9 yards per game, 13th in total offense at 495.4 yards per game and 20th in scoring with 37.5 points per game.

The 2012 campaign was an expansion of the success

## BROWN VS. ALL OPPONENTS

Opponent	First Time	Last Time	W-L
Akron	2017	2017	1-0
Alabama State	2017	2017	1-0
Appalachian State	2015	2018	1-2
Arkansas State	2016	2017	1-1
Army	2020	2020	1-0
Austin Peay	2016	2016	1-0
Baylor	2019	2022	2-2
Boise State	2017	2018	0-2
Buffalo	2018	2018	1-0
Chas. Southern	2015	2015	1-0
Clemson	2016	2016	0-1
Coastal Carolina	2017	2018	2-0
Eastern Kentucky	2020	2020	1-0
Florida A&M	2018	2018	1-0
Georgia Southern	2015	2018	2-2
Georgia State	2015	2018	3-1
Idaho	2015	2017	2-1
Iowa State	2019	2021	1-2
James Madison	2019	2019	1-0
Kansas	2019	2022	3-1
Kansas State	2019	2021	2-1
Liberty	2018	2018	0-1
LIU	2021	2021	1-0
Louisiana	2015	2018	2-0
Louisiana-Monroe	2015	2018	2-0
LSU	2017	2017	1-0
Maryland	2021	2021	0-1
Massachusetts	2016	2016	1-0
Minnesota	2021	2021	0-1
Mississippi State	2015	2015	0-1
Missouri	2019	2019	0-1
NC State	2015	2019	1-1
Nebraska	2018	2018	1-0
New Mexico State	2015	2017	3-0
North Texas	2017	2017	1-0
Ohio	2016	2016	1-0
Oklahoma	2019	2021	0-2
Oklahoma State	2019	2020	0-3
Pitt	2022	2022	0-1
South Alabama	2015	2018	2-2
Southern Miss	2016	2016	1-0
TCU	2019	2021	3-0
Texas	2019	2022	1-3
Texas State	2016	2018	3-0
Texas Tech	2019	2021	0-3
Towson	2022	2022	1-0
Virginia Tech	2021	2021	2-0
Wisconsin	2015	2015	0-1

from 2011, when Texas Tech ranked 13th nationally in total offense at 470.6 yards per game.

At Troy, Brown was the inside receivers coach the first two years (2006-07) with the Trojans before transitioning to offensive coordinator and quarterbacks coach in 2008-09. Troy won four Sun Belt Conference titles and appeared in three bowl games during Brown's initial tenure.

He began his coaching career with one-year stints at UMass (2003), Sacred Heart (2004) and Delaware (2005).

Brown was a wide receiver at Kentucky for three years (1998-2000) before finishing his career at UMass in 2001-02. He was a member of two bowl teams with the Wildcats and was named to the Southeastern Conference Academic Honor Roll.

While at UMass, he was an Atlantic 10 All-Academic honoree and an NCAA Division I-AA Athletic Directors' Academic All-Star team selection.

Brown graduated from UMass with a bachelor's degree in business management in 2002 and earned his master's degree in business administration in 2005.

Born in Louisville, Kentucky, Brown grew up in Bardstown, Kentucky, before moving to Danville, Kentucky, where he was an all-state wide receiver at Boyle County High School, finishing his career as the No. 2 receiver in state history.

Brown, and his wife, Brooke, have two daughters, Adalyn and Anslee, and a son, Dax.



## DEFENSIVE/SPECIAL TEAMS TOUCHDOWNS SINCE 2000

<b>2022</b> Jasir Cox 65 fumble return vs. Baylor Jacolby Spells 28 interception return at Virginia Tech	Julian Miller 0 fumble recovery at Cincinnati Terence Garvin 37 interception return at Maryland Tavon Austin 100 kickoff return vs. Marshall
<b>2021</b> Winston Wright Jr. 90 kickoff return vs. LIU	<b>2009</b> Sidney Glover 24 interception return at Rutgers Tavon Austin 98 kickoff return vs. UConn
<b>2020</b> Dylan Tonkery 18 interception return vs. Kansas State	<b>2008</b> Mortty Ivy 29 interception return vs. Villanova
<b>2019</b> Winston Wright Jr. 95 kickoff return at Baylor Tykee Smith 19 interception return vs. Iowa State	<b>2007</b> Reed Williams 0 fumble recovery vs. UConn Eric Wicks 44 fumble return vs. Louisville Keilen Dykes 19 interception return vs. Syracuse
<b>2018</b> Derrek Pitts Jr. 72 blocked field goal return at Iowa State Keith Washington Jr. 51 interception return at Texas Tech	<b>2006</b> Vaughn Rivers 50 punt return vs. Mississippi State Darius Reynaud 96 kickoff return vs. Maryland
<b>2017</b> Kenny Robinson 94 interception return vs. Texas Kenny Robinson 39 interception return vs. Oklahoma State Marvin Gross Jr. 0 blocked punt return vs. Oklahoma State Mike Daniels Jr. 25 interception return at Kansas	<b>2005</b> Jamilie Addae 40 interception return vs. Pitt Thandi Smith 1 punt return vs. Rutgers Antonio Lewis 77 punt return vs. East Carolina Eric Wicks 31 interception return vs. Syracuse
<b>2016</b> Rasul Douglas 54 interception return vs. BYU	
<b>2015</b> Terrell Chestnut 32 interception return at Kansas Jared Barber 42 fumble return vs. Texas Shelton Gibson 100 kickoff return at Baylor	
<b>2014</b> KJ Dillon 35 interception return vs. Texas A&M Terrell Chestnut 35 fumble recovery vs. TCU Dravon Henry 52 interception return at Oklahoma State Mario Alford 94 kickoff return vs. Kansas Mario Alford 100 kickoff return vs. Alabama	
<b>2013</b> Karl Joseph 38 fumble return vs. Iowa State Karl Joseph 0 fumble return at Baylor Darwin Cook 32 interception return at Baylor Ishmael Banks 58 interception return vs. Oklahoma State	
<b>2012</b> Tavon Austin 76 punt return vs. TCU Tavon Austin 100 kickoff return vs. Kansas State Doug Rigg 51 fumble return vs. Maryland Isaiah Bruce 43 fumble return vs. Marshall	
<b>2011</b> Darwin Cook 99 fumble return vs. Clemson Pat Miller 52 interception return at USF Tavon Austin 90 kickoff return at USF	

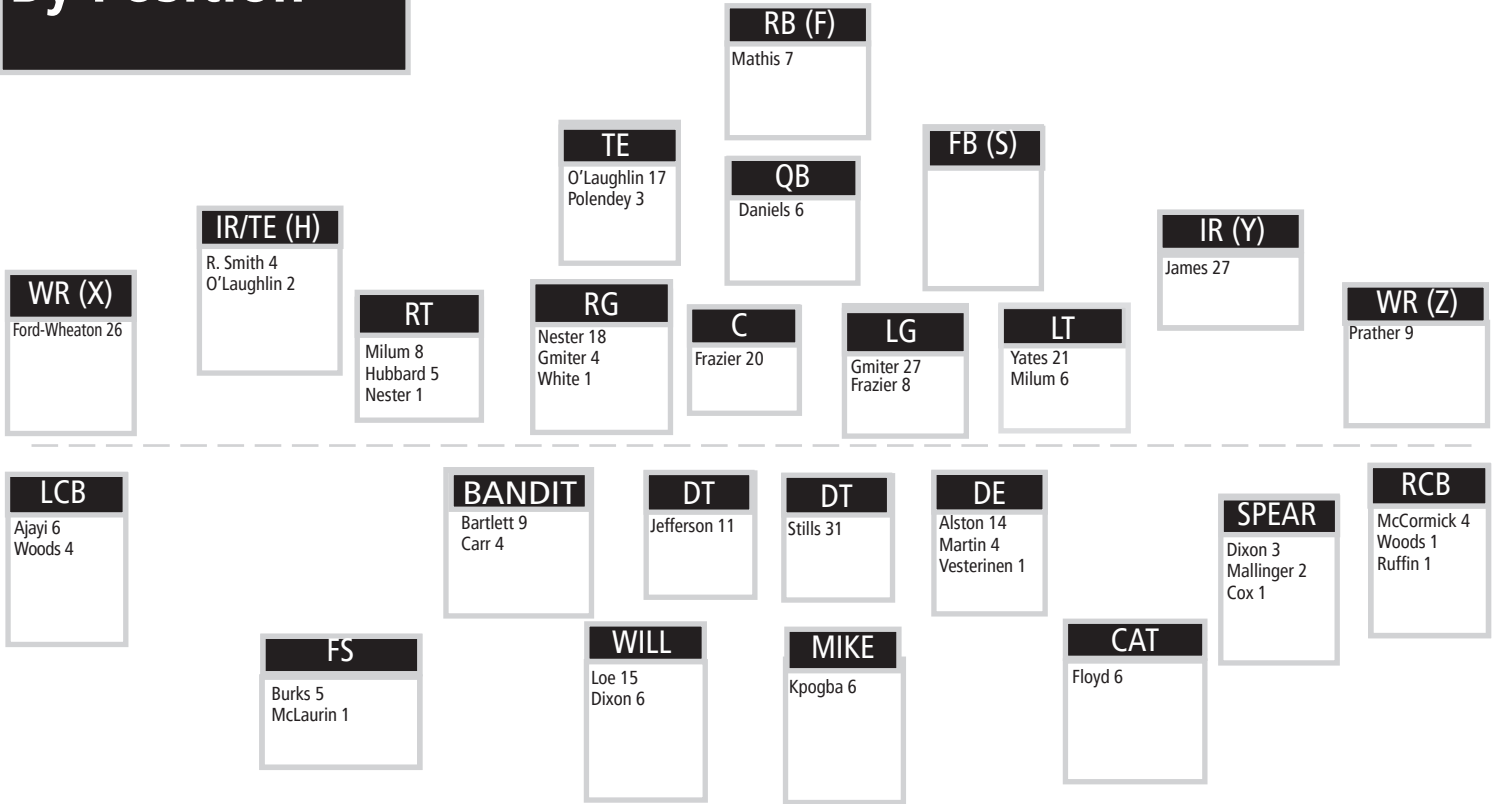
<b>2004</b> Mike Lorello 21 interception return vs. Connecticut Eric Wicks 34 interception return vs. Virginia Tech Adam Lehnortt 21 fumble return vs. James Madison Adam Jones 76 punt return vs. East Carolina
<b>2003</b> Lance Frazier 64 punt return vs. Temple Adam Jones 47 fumble return vs. Temple Adam Jones 49 interception return vs. Boston College Adam Jones 87 kickoff return vs. Boston College Joe Hunter 0 blocked punt return vs. UCF
<b>2002</b> Arthur Harrison 0 fumble recovery vs. East Carolina Angel Estrada 43 interception return vs. Rutgers
<b>2001</b> Shawn Terry 100 kickoff return vs. Maryland Shawn Hackett 10 fumble return vs. Rutgers Shawn Hackett 50 interception return vs. Rutgers
<b>2000</b> Grant Wiley 22 interception return vs. Boston College Shawn Hackett 41 interception return vs. Boston College Grant Wiley 15 interception return vs. Idaho Ben Meighan 36 fumble return vs. Virginia Tech Shawn Terry 100 kickoff return vs. Syracuse Richard Bryant 49 interception return vs. Rutgers Jason Davis 0 fumble return vs. East Carolina Shawn Terry 89 kickoff return vs. Pitt Lance Frazier 32 interception return vs. Pitt Shawn Terry 99 kickoff return vs. Ole Miss

## 2022 Home and Away

<b>Rushing</b>	<b>Att-Yds-Avg</b>	<b>Avg/Gm</b>
Home (2-1).....	120-679-5.7	226.3
Away (1-2).....	109-469-4.3	156.3
<b>Passing</b>	<b>Comp-Att-Yds-TD-Int</b>	<b>Avg/Gm</b>
Home (2-1).....	78-116-956-7-2	318.7
Away (1-2).....	72-118-670-4-1	223.3
<b>Total Offense</b>	<b>Rush-Pass-Total</b>	<b>Avg/Gm</b>
Home (2-1).....	679-956-1,635	545.0
Away (1-2).....	469-670-1,139	379.7
<b>Rush Defense</b>	<b>Att-Yds-Avg</b>	<b>Avg/Gm</b>
Home (2-1).....	103-451-4.4	150.3
Away (1-2).....	88-221-2.5	73.7
<b>Pass Defense</b>	<b>Comp-Att-Yds-TD-Int</b>	<b>Avg/Gm</b>
Home (2-1).....	49-89-738-6-1	246.0
Away (1-2).....	54-87-837-6-1	279.0
<b>Total Defense</b>	<b>Rush-Pass-Total</b>	<b>Avg/Gm</b>
Home (2-1).....	451-738-1,189	396.3
Away (1-2).....	221-837-1,058	352.7



# Career Starts By Position



## 2022 OFFENSIVE GAME-BY-GAME STARTERS

Game	WR (X)	IR/TE (H)	IR (Y)	WR (Z)	LT	LG	C	RG	RT	TE/FB	RB	QB
at Pitt	Ford-Wheaton	---	James	Prather	Milum	Gmitter	Frazier	White	Nester	Polendey	Mathis Jr.	Daniels
Kansas	Ford-Wheaton	Smith	James	Prather	Milum	Gmitter	Frazier	Nester	Hubbard	---	Mathis Jr.	Daniels
Towson	Ford-Wheaton	O'Laughlin	James		Milum	Gmitter	Frazier	Nester	Hubbard	Polendey	Mathis Jr.	Daniels
at Virginia Tech	Ford-Wheaton	---	James	Prather	Milum	Gmitter	Frazier	Nester	Hubbard	O'Laughlin	Mathis Jr.	Daniels
at Texas	Ford-Wheaton	O'Laughlin	James	Prather	Milum	Gmitter	Frazier	Nester	Hubbard	---	Mathis Jr.	Daniels
Baylor	Ford-Wheaton	--	James	Prather	Milum	Gmitter	Frazier	Nester	Hubbard	Polendey	Mathis Jr.	Daniels
at Texas Tech												
TCU												
at Iowa State												
Oklahoma												
Kansas State												
at Oklahoma State												

## 2022 DEFENSIVE GAME-BY-GAME STARTERS

Game	BANDIT	DT	DT	DE	WLB	MLB	LCB	FS	CS	SPEAR	RCB
at Pitt	Bartlett	Jefferson	Stills	Alston	Dixon	Kpogba	Ajayi	Burks	Floyd	Cox	Woods
Kansas	Bartlett	Jefferson	Stills	Alston	Dixon	Kpogba	Ajayi	Burks	Floyd	Mallinger	Ruffin
Towson	Carr	Jefferson	Stills	Martin	Loe	Kpogba	Ajayi	McLaurin	Floyd	Dixon	McCormick
at Virginia Tech	Bartlett	Jefferson	Stills	Martin	Loe	Kpogba	Ajayi	Burks	Floyd	Dixon	McCormick
at Texas	Carr	Jefferson	Stills	Martin	Loe	Kpogba	Ajayi	Burks	Floyd	Dixon	McCormick
Baylor	Bartlett	Jefferson	Stills	Martin	Loe	Kpogba	Ajayi	Burks	Floyd	Mallinger	McCormick
at Texas Tech											
TCU											
at Iowa State											
Oklahoma											
Kansas State											
at Oklahoma State											

## MOUNTAINEER 2022 SEASON HIGHS

### Offense

Rushing	Att.	Yards	TDs	Long	100-yd Games
Jaylen Anderson	6 (TU)	33 (TU)	0	14 (TU)	0
CJ Donaldson	23 (VT)	125 (Pitt)	3 (TU)	82 (Pitt)	4 (last vs. VT)
Garrett Greene	3 (TU)	59 (TU)	1 (TU)	39 (TU)	0
Justin Johnson Jr.	12 (BU)	83 (VT)	1 (3x/BU)	19 (BU)	0
Tony Mathis	22 (BU)	163 (BU)	2 (2x/BU)	37 (BU)	2 (last vs. BU)

### Passing

	Comp.	Att.	Yards	TDs	Long
JT Daniels	29 (UT)	48 (UT)	355 (KU)	3 (KU)	67 (KU)
Garrett Greene	3 (TU)	6 (TU)	45 (TU)	0	0

### Receiving

	Rec.	Yards	TDs	Long	100-yd Games
Jeremiah Aaron	4 (TU)	29 (TU)	1 (TU)	10 (TU)	0
Cortez Braham	5 (TU)	60 (TU)	0	30 (TU)	0
Bryce Ford-Wheaton	11 (KU)	152 (KU)	2 (2x/KU)	67 (KU)	1 (last vs. KU)
Preston Fox	2 (2x/BU)	32 (TU)	1 (TU)	26 (TU)	0
Sam James	7 (UT)	91 (KU)	1 (2x/VT)	59 (KU)	0
Justin Johnson Jr.	2 (2x/KU)	18 (KU)	0	10 (KU)	0
Mike O'Laughlin	3 (VT)	33 (VT)	0	32 (Pitt)	0
Kaden Prather	8 (2x/BU)	109 (BU)	1 (3x/BU)	24 (BU)	1 (last vs. BU)
Reese Smith	3 (2x/UT)	35 (TU)	0	30 (2x/BU)	0

### Defense

Tackles	Solo	Assisted	Total	TFL	Sacks
Rashad Ajayi	4 (KU)	2 (KU)	6 (KU)	0	0
Taijh Alston	3 (VT)	2 (2x/KU)	3 (2x/VT)	1.0 (2x/VT)	1.0 (VT)
Jared Bartlett	3 (Pitt)	3 (Pitt)	6 (Pitt)	1.5 (Pitt)	1.5 (Pitt)
Caden Biser	3 (TU)	3 (TU)	6 (TU)	0	0
Aubrey Burks	5 (UT)	3 (BU)	6 (4x/BU)	0	0
Lanell Carr	1 (4x/BU)	2 (2x/UT)	3 (UT)	1.5 (UT)	0
Jasir Cox	3 (2x/UT)	3 (UT)	6 (UT)	1.0 (2x/UT)	0.5 (2x/BU)
Lance Dixon	5 (KU)	3 (Pitt)	7 (KU)	0	0
Marcis Floyd	5 (UT)	3 (KU)	7 (KU)	0	0
Jordan Jefferson	2 (2x/UT)	4 (VT)	5 (UT)	2.0 (TU)	1.0 (TU)
Lee Kpogba	6 (BU)	6 (UT)	10 (Pitt)	1.0 (3x/BU)	1.0 (2x/BU)
Mike Lockhart	1 (2x/BU)	1 (2x/UT)	1 (4x/BU)	0	0
Exree Loe	3 (3x/BU)	2 (KU)	4 (2x/BU)	0	0
Davis Mallinger	3 (TU)	2 (TU)	5 (TU)	1.0 (2x/TU)	1.0 (2x/TU)
Sean Martin	4 (KU)	4 (BU)	6 (BU)	2.0 (KU)	1.5 (BU)
Wesley McCormick	4 (TU)	1 (3x/VT)	4 (TU)	0	0
Hershey McLaurin	4 (BU)	6 (KU)	8 (KU)	0	1.0 (BU)
Malachi Ruffin	2 (BU)	3 (TU)	4 (TU)	0	0
Jacolby Spells	2 (2x/BU)	2 (BU)	4 (BU)	0	0
Dante Stills	3 (BU)	4 (Pitt)	6 (Pitt)	2.0 (Pitt)	1.5 (Pitt)
Edward Vesterinen	2 (TU)	2 (UT)	2 (2x/UT)	1.0 (2x/UT)	0.5 (UT)

### Pass Defense

	PBU	INTs	Total	TDs
Rashad Ajayi	1 (2x/BU)	0	1 (2x/BU)	0
Aubrey Burks	0	1 (BU)	1 (BU)	0
Jasir Cox	1 (BU)	0	1 (BU)	0
Lance Dixon	1 (VT)	0	1 (VT)	0
Marcis Floyd	1 (3x/VT)	0	1 (3x/VT)	0
Jordan Jefferson	1 (2x/TU)	0	1 (2x/TU)	0
Mike Lockhart	1 (VT)	0	1 (VT)	0
Exree Loe	1 (Pitt)	0	1 (Pitt)	0
Wesley McCormick	1 (2x/KU)	0	1 (2x/KU)	0
Jacolby Spells	0	1 (VT)	1 (VT)	1 (VT)
Andrew Wilson-Lamp	1 (UT)	0	1 (UT)	0

### Turnovers

	Forced	Recovered	TDs
Taijh Alston	1 (2x/TU)	0	0
Caden Biser	0	1 (TU)	0
Aubrey Burks	1 (BU)	0	0
Jasir Cox	0	2 (BU)	1 (BU)
Lee Kpogba	0	1 (Pitt)	0
Sean Martin	1 (BU)	0	0
Dante Stills	1 (Pitt)	0	0



## MOUNTAINEER CAREER HIGHS

Offense					
Rushing					
	Att.	Yards	TDs	Long	100-yd Games
Jaylen Anderson	6 (TU '22)	33 (TU '22)	0	14 (TU '22)	0
CJ Donaldson	23 (VT '22)	125 (Pitt '22)	3 (TU '22)	82 (TU '22)	3 (VT '22)
Garrett Greene	13 (LIU '21)	107 (LIU '21)	2 (LIU '21)	67 (TCU '21)	1 (LIU '21)
Justin Johnson Jr.	12 (BU '22)	83 (VT '22)	1 (3x/BU '22)	19 (BU '22)	0
Tony Mathis Jr.	22 (2x/BU '22)	167 (BU '22)	2 (2x/BU '22)	45 (KU '21)	3 (BU '22)
Passing					
	Comp.	Att.	Yards	TDs	Long
JT Daniels	37 (ND '18)*	51 (ND '18)*	392 (UC '20)^	3 (3x/USC '21)^	65 (CU '18)
Garrett Greene	4 (2x/BU '21)	7 (LIU '21)	57 (LIU '21)	0	30 (TU '22)
Receiving					
	Rec.	Yards	TDs	Long	100-yd Games
Cortez Braham	5 (TU '22)	60 (TU '22)	0	30 (TU '22)	0
Bryce Ford-Wheaton	11 (KU '22)	152 (KU '22)	2 (3x/KU '22)	67 (KU '22)	3 (KU '22)
Sam James	14 (TTU '19)	223 (TTU '19)	2 (LIU '21)	59 (KU '22)	2 (TTU '19)
Justin Johnson Jr.	2 (2x/KU '22)	18 (KU '22)	0	10 (KU '22)	0
Graeson Maleshevich	1 (EKU '20)	30 (EKU '20)	0	30 (EKU '20)	0
Tony Mathis	5 (UMN '21)	24 (UMN '21)	0	9 (2x/BU '22)	0
Mike O'Laughlin	5 (TTU '21)	44 (TTU '20)	1 (Army '20)	34 (TTU '20)	0
Kaden Prather	8 (2x/BU '22)	109 (BU '22)	1 (3x/BU '22)	32 (KSU '21)	1 (BU '22)
Reese Smith	4 (2x/UMN '21)	50 (KU '20)	1 (KSU '21)	39 (KU '20)	0
Defense					
Tackles					
	Solo	Assisted	Total	TFL	Sacks
Rashad Ajayi &	4 (2x/KU '22)	2 (2x/KU '22)	6 (KU '22)	1 (2x/USU '21)	1.0 (UF '18)
Taij Alston	3 (5x/VT '22)	3 (TTU '21)	5 (TTU '21)	2.5 (TTU '21)	2.0 (OU '21)
Jared Bartlett	5 (TCU '21)	3 (3x/Pitt '22)	6 (Pitt '22)	3.0 (VT '21)	3.0 (VT '21)
Caden Biser	3 (TU '22)	3 (TU '22)	6 (TU '22)	0	0
Aubrey Burks	5 (UT '22)	3 (BU '22)	6 (3x/BU '22)	0	0
Lanell Carr	1 (6x/BU '22)	2 (UT '22)	3 (UT '22)	1.5 (UT '22)	0
Jasir Cox **	6 (UCA '20)	5 (3x/SHSU '21)	8 (EWU '20)	1.5 (SDSU '19)	1.0 (3x/MSU '21)
Lance Dixon	8 (UMN '21)	4 (OU '21)	11 (UMN '21)	1.0 (2x/MU '20)%	0
Marcis Floyd ^^	7 (APSU '21)	4 (4x/JSU '20)	9 (TTU '19)	2 (APSU '21)	1.0 (3x/SEMO '21)
Jordan Jefferson	3 (KSU '21)	4 (VT '22)	5 (UT '22)	2.0 (2x/TU '22)	0.5 (VT '21)
Lee Kpogba #	8 (ND '20)	6 (UT '22)	10 (Pitt '22)	1.0 (5x/BU '22)	1.0 (2x/BU '22)
Exree Loe	8 (TTU '20)	7 (TCU '20)	12 (TCU '20)	1.0 (8x/KSU '21)	1.0 (OU '21)
Sean Martin	4 (KU '22)	4 (BU '22)	6 (BU '22)	2.0 (KU '22)	1.5 (BU '22)
Wesley McCormick \$\$	5 (RMU '21)	2 (2x/MSU '21)	6 (RMU '21)	1 (3x/RMU '21)	0
Hershey McLaurin	4 (BU '22)	6 (KU '22)	8 (KU '22)	0	1.0 (BU '22)
Malachi Ruffin	3 (KSU '21)	3 (TU '22)	4 (TU '22)	0	0
Taurus Simmons	2 (2x/BU '21)	2 (2x/TU '22)	4 (BU '21)	1.0 (EKU '20)	1.0 (EKU '20)
Dante Stills	4 (4x/UMN '21)	4 (Pitt '22)	7 (TTU '20)	3.0 (TTU '21)	2.0 (3x/TTU '21)
Charles Woods \$	7 (WIU '19)	4 (ISU '18)	8 (2x/NDSDU '20)	1.0 (6x/TCU '21)	0
Edward Vesterinen	2 (TU '22)	2 (UT '22)	2 (2x/UT '22)	1.0 (2x/UT '22)	0.5 (UT '22)
Pass Defense					
	PBU	INTs	Total	TDs	
Rashad Ajayi &	3 (ISU '18)	1 (SJS '18)	3 (ISU '18)	1 (SJS '18)	
Jared Bartlett	1 (2x/TTU '20)	0	1 (KU '20)	0	
Aubrey Burks	0	1 (BU '22)	1 (BU '22)	0	
Jasir Cox **	1 (8x/BU '22)	2 (ISU '21)	2 (ISU '21)	0	
Lance Dixon	1 (VT '22)	0	1 (VT '22)	0	
Marcis Floyd ^^	3 (2x/SMSU '21)	2 (2x/TTU '21)	3 (2x/SMSU '21)	1 (SEMO '20)	
Jordan Jefferson	1 (4x/TU '22)	0	1 (4x/TU '22)	0	
Mike Lockhart	1 (VT '22)	0	1 (VT '22)	0	
Exree Loe	2 (KSU '19)	0	2 (KSU '19)	0	
Wesley McCormick \$\$	1 (5x/KU '22)	0	1 (5x/KU '22)	0	
Jacoby Spells	0	1 (VT '22)	1 (VT '22)	1 (VT '22)	
Dante Stills	1 (2x/UT '20)	1 (OSU '21)	1 (3x/OSU '21)	0	
Andrew Wilson-Lamp	1 (UT '22)	0	1 (UT '22)	0	
Charles Woods \$	3 (UNI '20)	2 (NDSU '20)	3 (UNI '20)	0	
Turnovers					
	Forced	Recovered	TDs		
Rashad Ajayi	1 (2x/ UW '18)	1 (USU '19)	0		
Taij Alston	1 (4x/TU '22)	0	0		
Jared Bartlett	1 (VT '21)	1 (VT '21)	0		
Caden Biser	0	1 (TU '22)	0		
Aubrey Burks	1 (BU '22)	0	0		
Jasir Cox **	1 (MSU '21)	2 (BU '22)	1 (BU '22)		
Lance Dixon %	1 (OSU '20)	0	0		
Marcis Floyd ^^	1 (2x/EIU '20)	0	0		
Lee Kpogba	0	1 (Pitt '22)	0		
Exree Loe	1 (3x/ISU '21)	2 (TCU '18)	0		
Sean Martin	1 (2x/BU '22)	1 (LIU '21)	0		
Wesley McCormick \$\$	1 (UR '19)	0	0		
Dante Stills	1 (6x/ Pitt '22)	0	0		
Charles Woods \$	1 (2x/TCU '21)	1 (UMN '21)	0		

% - Dixon's numbers from Penn State  
 & - Ajayi's numbers from Colorado State  
 \$\$ - McCormick's numbers from James Madison

\$ - Woods' numbers from Illinois State  
 \*\* - Cox's numbers from North Dakota State

\* - Daniels' numbers from USC  
 ^^ - Floyd's numbers from Murray State

^ - Daniels' numbers from Georgia  
 # - Kpogba's numbers from Syracuse

## 2022 MOUNTAINEER ROSTER

No.	Name	Pos.	Ht.	Wt.	Cl.	Exp.	Hometown/High School/Previous College
0	Bryce Ford-Wheaton	WR	6-3	224	r-Jr.	3vl	Fuquay-Varina, N.C./Holly Springs
2	Aubrey Burks	S	5-11	201	So.	SQ	Oakridge, Fla./Auburndale
3	Kaden Prather	WR	6-4	211	So.	1vl	Montgomery Village, Md./Northwest
4	Jeremiah Aaron	WR	5-10	186	So.	JC	Natchitoches, La./Pearland (Texas)/Navarro CC
4	Rashad Ajayi	CB	5-11	182	S-Sr.	TR	Atlanta, Ga./Langston Hughes/Colorado State
5	Lance Dixon	LB	6-2	220	r-So.	1vl	Oak Park, Mich./West Bloomfield/Penn State
6	Garrett Greene	QB	5-11	200	So.	1vl	Tallahassee, Fla./Chiles
6	Exree Loe	LB	6-0	214	r-Sr.	4vl	Johnstown, Pa./Greater Johnston Area
7	Jasir Cox	SPEAR	6-1	204	S-Sr.	TR	Kansas City, Mo./Bishop Miege/North Dakota State
7	Will Crowder	QB	6-2	220	r-Fr.	SQ	Gardendale, Ala./Gardendale
8	Lee Kpogba	LB	6-1	230	Jr.	JC	Winston-Salem, N.C./Parkland/Syracuse/E. Miss. CC
8	Nicco Marchiol	QB	6-1	225	Fr.	HS	Denver, Colo./Hamilton (Ariz.)
9	Charles Woods	CB	5-11	193	S-Sr.	1vl	Dallas, Texas/Justin F. Kimball/Illinois State
10	Jared Bartlett	BAN	6-2	235	r-So.	3vl	Miami, Fla./Collins Hill (Ga.)
10	Jarel Williams	WR	6-2	198	Fr.	HS	Saraland, Ala./Saraland
11	Cortez Braham	WR	6-2	198	Jr.	JC	Blythewood, S.C./Westwood/Hutchinson CC
11	Wesley McCormick	CB	5-11	200	r-Sr.	TR	Silver Spring, Md./Northwest/JMU
12	Taijh Alston	DL	6-4	255	r-Sr.	1vl	Lumberton, N.C./Union Pines/ECU/Copiah-Lincoln CC
12	CJ Donaldson Jr.	RB	6-2	240	Fr.	HS	Miami, Fla./Gulliver Prep
13	Sam James	WR	6-0	182	r-Jr.	3vl	Richmond Hill, Ga./Richmond Hill
13	Hershey McLaurin	S	6-1	210	So.	JC	Friendship, Miss./Collins/Jones County JC
14	Matt Cavallaro	QB	5-11	210	Sr.	SQ	Matamoras, Pa./Delaware Valley/Lackawanna CC
14	Malachi Ruffin	DB	5-10	195	r-So.	1vl	Nashville, N.C./Nash Central
15	Reese Smith	WR	5-10	187	So.	2vl	Danville, Ky./Boyle County
16	Caleb Coleman	S	6-2	195	r-Fr.	SQ	Phenix City, Ala./Smith's Station/Hutchinson CC
16	Jake Robbins	QB	6-1	205	r-Fr.	SQ	Kinnelon, N.J./Don Bosco Prep
17	Jaylon Shelton	DB	6-2	190	r-So.	TR	New London, Texas/West Rusk/Tyler JC
18	Tirek Austin-Cave	LB	6-1	228	So.	TR	Pennsauken, N.J./Camden/Miami
18	JT Daniels	QB	6-2	226	Jr.	TR	Irvine, Calif./Mater Dei Catholic/USC/Georgia
19	Trey Lathan	LB	6-1	218	Fr.	HS	Goulds, Fla./Gulliver Prep
19	Graeson Malashevich	WR	5-9	186	r-So.	1vl	Ceredo, W.Va./Spring Valley
20	Andrew Wilson-Lamp	CB	6-2	178	r-Fr.	SQ	Massillon, Ohio/Massillon Washington
23	Deonte Malone	DB	5-11	175	Fr.	HS	Baltimore, Md./St. Frances Academy
24	Marcis Floyd	S	6-0	194	r-Jr.	TR	Louisville, Ky./Du Pont Manual/Murray State
24	Tony Mathis Jr.	RB	5-11	207	r-So.	1vl	Orlando, Fla./Cedartown (Ga.)
26	Justin Johnson Jr.	RB	5-11	198	So.	1vl	St. Louis, Mo./Edwardsville
27	Davis Mallinger	SPEAR	6-1	194	r-Fr.	SQ	Melbourne, Fla./Cocoa
28	Jaylen Anderson	RB	5-11	214	r-Fr.	SQ	Perry, Ohio/Perry
28	Jacolby Spells	CB	5-11	180	Fr.	HS	Fort Lauderdale, Fla./American Heritage
29	Mumu Bin-Wahad	CB	5-10	185	Fr.	HS	Atlanta, Ga./Grayson
29	Preston Fox	WR	5-10	184	r-Fr.	SQ	Morgantown, W.Va./Morgantown
30	Colin McBee	FB	6-1	225	Fr.	HS	Morgantown, W.Va./University
30	Naim Muhammad	SPEAR	5-11	201	r-So.	SQ	Washington, D.C./DeMatha Catholic/Fork Union Military Prep
31	Christion Stokes	S	6-0	195	Fr.	HS	Detroit, Mich./Harper Woods
32	Raleigh Collins III	LB	6-3	196	Fr.	HS	Newark, Del./Neumann Goretti
33	Jairo Faverus	LB	6-0	216	r-Fr.	SQ	Amsterdam, The Netherlands/Bristol Academy of Sports
34	Avery Wilcox	S	6-0	205	r-Fr.	SQ	Ft. Mill, S.C./Ft. Mill
35	Aric Burton	DL	6-5	215	Fr.	HS	Heufeld, Germany/Clearwater International Academy (Fla.)
36	Caden Biser	LB	6-0	226	r-Fr.	SQ	Keyser, W.Va./Morgantown
36	Markquan Rucker	RB	5-11	210	r-Fr.	SQ	Middlebourne, W.Va./Tyler Consolidated
37	Parker Grothaus	K	6-2	216	r-Sr.	TR	Indian Lake, Ohio/Indian Lake/Incarnate Word/Florida St.
37	Keaton Thomas	DB	6-2	210	Fr.	HS	Jacksonville, Fla./Trinity Christian
38	Donald Brandel	LB	6-2	220	Fr.	HS	Morgantown, W.Va./University
38	Macguire Moss	LS	6-1	220	Fr.	HS	Batavia, Ill./Batavia
39	Danny King	K/P	5-10	180	r-So.	SQ	Cumberland, Md./Fort Hill
40	Kolton McGhee	P	6-0	187	r-So.	SQ	Altoona, Pa./Bishop Guilfoyle
40	Wil Schoonover	LB	5-9	212	Sr.	SQ	Moorefield, W.Va./Moorefield/Eastern WV Tech
41	Jarrett Lawrence	DB	5-11	195	Fr.	HS	Morgantown, W.Va./Morgantown
41	Oliver Straw	P	6-2	214	Fr.	HS	Melbourne, Australia/Mentone Grammar School



## 2022 MOUNTAINEER ROSTER

42	Corbin Page	TE	6-5	238	Fr.	HS	Huntington, W.Va./Spring Valley
42	Tyrin Woodby	CB	6-0	171	Fr.	HS	Upper Marlboro, Md./St. Frances Academy
43	Austin Brinkman	LS	6-4	232	So.	1vl	Bel Air, Md./The John Carroll School
44	Lanell Carr	BAN	6-1	245	So.	1vl	St. Louis, Mo./De Smet Jesuit
45	Taurus Simmons	DL	6-2	242	So.	1vl	Savannah, Ga./Jenkins
47	Anthony Del Negro	DL	6-0	259	r-Jr.	TR	Bohemia, N.Y./Connetquot/Stony Brook
48	Casey Legg	K	6-4	216	r-Jr.	2vl	Charleston, W.Va./Cross Lanes Christian
48	Gene Townsel	LB	5-11	210	Fr.	HS	Colonial Heights, Va./Life Christian Academy
49	Taran Fitzpatrick	WR	6-3	180	Fr.	HS	Charleston, W.Va./George Washington
50	Brandon Yates	OL	6-4	308	r-So.	2vl	Middletown, Del./Liberty (Las Vegas, Nev.)
52	Jalen Thornton	DL	6-2	278	r-So.	2vl	Cincinnati, Ohio/Indian Hill
53	Jordan White	OL	6-2	298	r-Fr.	1vl	Largo, Md./DeMatha Catholic
54	Zach Frazier	OL	6-3	306	So.	2vl	Fairmont, W.Va./Fairmont S
55	Tomas Rimac	OL	6-6	312	r-Fr.	SQ	Brunswick, Ohio/Brunswick
55	Dante Stills	DL	6-4	290	S-Sr.	4vl	Fairmont, W.Va./Fairmont Senior
56	Derek Berlitz	DL	6-3	250	Fr.	HS	Catawissa, Pa./Southern Columbia
57	Sullivan Weidman	OL	6-5	315	Fr.	HS	Franklin, Mass./Dexter Southfield
58	Nick Malone	OL	6-5	300	r-So.	1vl	Morgantown, W.Va./Morgantown
59	Jackson Oxley	OL	6-2	290	r-Fr.	SQ	Huntington, W.Va./Cabell-Midland
62	Tyler Connolly	OL	6-5	340	r-So.	SQ	Marysville, Ohio/Marysville
63	Bryce Biggs	OL	6-4	298	r-Fr.	SQ	Ashland, Ky./Spring Valley
64	Wyatt Milum	OL	6-6	307	So.	1vl	Kenova, W.Va./Spring Valley
65	Donovan Beaver	OL	6-6	315	r-So.	SQ	Fredericksburg, Va./Massaponax
66	Ja'Quay Hubbard	OL	6-5	318	r-So.	SQ	Sharpsville, Pa./Sharpsville/Virginia
67	Landen Livingston	OL	6-4	280	Fr.	HS	Leo., Ind./Leo
68	Dylan Ray	OL	6-5	293	r-Fr.	SQ	Noblesville, Ind./Noblesville
70	Shawn See	OL	6-10	355	r-Fr.	SQ	Keyser, W.Va./Keyser
71	Maurice Hamilton	OL	6-4	335	Fr.	HS	Cleveland, Ohio/Cleveland Heights
72	Doug Nester	OL	6-7	320	Jr.	1vl	Kenova, W.Va./Spring Valley/Virginia Tech
73	Chris Mayo	OL	6-4	302	r-Fr.	SQ	Deptford, N.J./The Peddie School
74	James Gmitter	OL	6-3	310	r-Jr.	3vl	Bethel Park, Pa./Bethel Park
76	Charlie Katarincic	OL	6-5	275	Fr.	HS	Pittsburgh, Pa./Choate Rosemary School (Conn.)
81	Treyllan Davis	TE	6-3	246	r-Fr.	SQ	Jackson, Ohio/Jackson
82	Victor Wikstrom	TE	6-4	258	r-Fr.	SQ	Uppsala, Sweden/RIG Celsiusskolan
83	C.J. Cole	WR	6-4	210	r-Fr.	SQ	Washington, Pa./McGuffey
84	Hudson Clement	WR	6-1	190	Fr.	HS	Martinsburg, W.Va./Martinsburg
85	Theo Grabill	TE	6-2	235	Fr.	HS	Overland Park, Kan./Cathedral
86	Will Dixon	TE	6-5	230	Fr.	HS	Hillsborough, N.J./Hillsborough
87	Mike O'Laughlin	TE	6-5	255	r-Jr.	3vl	Glen Ellyn, Ill./Fenwick
88	Brian Polendey	TE	6-4	256	r-Sr.	TR	Denton, Texas/Guyton/Miami/Colorado State
89	Nick Maher	WR	6-1	199	r-Fr.	SQ	Butler, Pa./North Catholic
91	Sean Martin	DL	6-5	288	So.	1vl	Bluefield, W.Va./Bluefield
92	Asani Redwood	DL	6-3	280	Fr.	HS	Suwanee, Ga./Collins Hill
93	Mike Lockhart	DL	6-3	317	r-So.	TR	Birmingham, Ala./Huffman/Georgia Tech
94	Hammond Russell IV	DL	6-3	300	r-Fr.	SQ	Dublin, Ohio/Dublin Coffman
95	Jordan Jefferson	DL	6-3	310	Jr.	1vl	Navarre, Fla./Navarre
96	Edward Vesterinen	DL	6-3	281	So.	1vl	Helsinki, Finland/French Finnish School of Helsinki
97	Brayden Dudley	DL	6-2	248	r-Fr.	SQ	Buford, Ga./Mill Creek
98	Leighton Bechdel	K/P	5-11	211	r-So.	SQ	Towson, Md./Towson
99	Zeiqui Lawton	DL	6-1	274	r-Fr.	TR	Charleston, W.Va./South Charleston/Cincinnati
99	Ronan Swope	P	5-11	163	r-Fr.	SQ	King of Prussia, Pa./Malvern Prep

## THE LAST TIME ...

### By The Mountaineers ...

**30 Rushing Attempts:** 33 by Leddie Brown vs. Texas/Nov. 20, 2021  
**40 Rushing Attempts:** 40 by Quincy Wilson vs. Rutgers/Oct. 11, 2003  
**100 Rushing Yards:** 163 by Tony Mathis Jr. vs. Baylor/Oct. 13, 2022  
**200 Rushing Yards:** 209 by Justin Crawford vs. Baylor/Dec. 3, 2016  
**300 Rushing Yards:** 331 by Justin Crawford vs. Oklahoma/Nov. 19, 2016  
**75-Yard Run (no touchdown):** 79 by Tevin Bush vs. Baylor/Oct. 25, 2018  
**75-Yard Touchdown Run:** 82 by CJ Donaldson Jr. vs. Towson/Sept. 17, 2022  
**50-Yard Run (no touchdown):** 51 by Martell Pettaway vs. Syracuse/Dec. 28, 2018  
**50-Yard Touchdown Run:** 82 by CJ Donaldson Jr. vs. Towson/Sept. 17, 2022  
**2 Rushing Touchdowns:** 2 by Tony Mathis Jr. vs. Baylor/Oct. 13, 2022  
**2 Rushing Touchdowns in Back-to-Back Games:** by CJ Donaldson Jr., 2 vs. Kansas/Sept. 10, 2022 and 3 vs. Towson/Sept. 17, 2022  
**Two Players with 2 Rushing Touchdowns:** 2 by Tony Mathis Jr. and 3 by CJ Donaldson Jr. vs. Towson/Sept. 17, 2022  
**3 Rushing Touchdowns:** 3 by CJ Donaldson Jr. vs. Towson/Sept. 17, 2022  
**Double 100-Yard Rushers:** 104 by Tony Mathis Jr. and 101 by CJ Donaldson Jr. vs. Towson/Sept. 17, 2022  
**Three 100-Yard Rushers:** 129 by Skyler Howard, 115 by Wendell Smallwood and 108 by Rushel Shell at Kansas/Nov. 21, 2015  
**Double 200-Yard Rushers:** by Pat White (220) and Steve Slaton (215) at Pitt/Nov. 16, 2006  
**Two 100-Yard Rushers and Two 100-Yard Receivers:** 129 by Justin Crawford and 127 by Kennedy McKoy rushing and 7 catches for 104 yards by Daikiel Shorts and 4 catches for 102 yards by Shelton Gibson vs. Kansas/Nov. 5, 2016  
**30 Pass Completions:** 30 by Jarret Doege vs. Iowa State/Oct. 31, 2021  
**20 Pass Completions:** 29 by JT Daniels at Texas/Oct. 1, 2022  
**20 Consecutive Completions:** 21 by Geno Smith vs. Kansas/Dec. 1, 2012  
**10 Consecutive Completions:** 11 by JT Daniels vs. Kansas/Sept. 10, 2022  
**60 Pass Attempts:** 65 by Geno Smith vs. LSU/Sept. 24, 2011  
**50 Pass Attempts:** 50 by Jarret Doege at Texas/Nov. 7, 2020  
**40 Pass Attempts:** 48 by JT Daniels at Texas/Oct. 1, 2022  
**35 Pass Attempts:** 48 by JT Daniels at Texas/Oct. 1, 2022  
**30 Pass Attempts:** 37 by JT Daniels vs. Baylor/Oct. 13, 2022  
**3 Touchdown Passes:** 3 by JT Daniels vs. Kansas/Sept. 10, 2022  
**4 Touchdown Passes:** 4 by Will Grier vs. Oklahoma/Nov. 23, 2018  
**5 Touchdown Passes:** 5 by Will Grier vs. Kansas State/Sept. 22, 2018  
**6 Touchdown Passes:** 8 by Geno Smith vs. Baylor/Sept. 29, 2012  
**300 Yards Passing:** 350 by JT Daniels vs. Kansas/Sept. 10, 2022  
**400 Yards Passing:** 539 by Will Grier vs. Oklahoma/Nov. 23, 2018  
**500 Yards Passing:** 539 by Will Grier vs. Oklahoma/Nov. 23, 2018  
**600 Yards Passing:** 656 by Geno Smith vs. Baylor/Sept. 29, 2012  
**100 Yards Rushing and Passing:** by Skyler Howard (129/133) at Kansas/Nov. 21, 2015  
**200 Yards Rushing and Passing:** by Pat White (220/204) at Pitt/Nov. 16, 2006  
**100 Yards Rushing and Receiving:** by Steve Slaton (215/130) at Pitt/Nov. 16, 2006  
**300 Yards Total Offense:** 365 by JT Daniels vs. Kansas/Sept. 10, 2022  
**400 Yards Total Offense:** 517 by Will Grier vs. Oklahoma/Nov. 23, 2018  
**500 Yards Total Offense:** 517 by Will Grier vs. Oklahoma/Nov. 23, 2018  
**600 Yards Total Offense:** 687 by Geno Smith vs. Baylor/Sept. 29, 2012  
**15 Receptions:** 16 by Kevin White at Texas/Nov. 8, 2014  
**10 Receptions:** 11 by Bryce Ford-Wheaton vs. Kansas/Sept. 10, 2022  
**9 Receptions:** 11 by Bryce Ford-Wheaton vs. Kansas/Sept. 10, 2022  
**4 Touchdown Receptions:** 4 by Stedman Bailey vs. Oklahoma/Nov. 17, 2012  
**3 Touchdown Receptions:** 3 by David Sills V vs. Kansas State/Sept. 22, 2018  
**2 Touchdown Receptions:** 2 by Bryce Ford-Wheaton vs. Kansas/Sept. 10, 2022  
**Two Players with 2 Touchdown Receptions:** 2 by Gary Jennings Jr. and 2 by David Sills V vs. Oklahoma/Nov. 23, 2018  
**Double 100-Yard Receivers:** 106 by Bryce Ford-Wheaton and 100 by Winston Wright Jr. vs. Iowa State/Oct. 30, 2021  
**Three 100-Yard Receivers:** 303 by Stedman Bailey, 215 by Tavon Austin and 114 by J.D. Woods vs. Baylor/Sept. 29, 2012  
**100 Yards Receiving:** 109 by Kaden Prather vs. Baylor/Oct. 13, 2022  
**150 Yards Receiving:** 152 by Bryce Ford-Wheaton vs. Kansas/Sept. 10, 2022  
**200 Yards Receiving:** 225 by Gary Jennings Jr. vs. Oklahoma/Nov. 23, 2018  
**75-Yard Touchdown Reception:** 83 by George Campbell from Austin Kendall at Baylor/Oct. 31, 2019  
**50-Yard Touchdown Reception:** 70 by Winston Wright Jr. from Jarret Doege at Oklahoma State/Sept. 26, 2020  
**50-Yard Reception (no touchdown):** 51 by Sam James from JT Daniels vs. Towson/Sept. 17, 2022  
**Rushing and Receiving Touchdown:** by Leddie Brown vs. Kansas/Oct. 17, 2020  
**2 Rushing and 2 Receiving Touchdowns:** by Steve Slaton at Pitt/Nov. 16, 2006  
**2 Rushing and 2 Passing Touchdowns:** by Will Grier at Kansas/Sept. 23, 2017  
**Kickoff Return For Touchdown:** 90 yards by Winston Wright Jr. vs. LIU/Sept. 11, 2021  
**Recovered an Onside Kick:** Casey Legg kicked the ball 17 yards, recovered by Alonzo Addae vs. Army/Dec. 31, 2020  
**Returned Opening Kick for a Touchdown:** 90 yards by Winston Wright Jr. vs. LIU/Sept. 11, 2021  
**Punt Return For Touchdown:** 76 yards by Tavon Austin vs. TCU/Nov. 3, 2012

GRAESON MALASHEVICH



ANDREW WILSON-LAMP





## THE LAST TIME ...

**Punt Blocked and Returned For Touchdown:** 1 yard by Thandi Smith (blocked, picked up and returned) at Rutgers/Oct. 8, 2005

**Punt Blocked:** by CJ Donaldson at Pitt/Sept. 1, 2022

**Punt Blocked For Touchdown:** Blocked by Osman Kamara and recovered by Marvin Gross vs. Oklahoma State/Oct. 28, 2017

**Punt Blocked For Safety:** by Jarrod Harper at Maryland/Sept. 13, 2014

**Interception Return For Touchdown:** 27 yards by Jacolby Spells at Virginia Tech/Sept. 22, 2022

**Interception Return For Touchdown by a Defensive Lineman:** 19 yards by Keilen Dykes at Syracuse/Oct. 6, 2007

**Two Interceptions Returned for Touchdown:** by Shawn Hackett (41) and Grant Wiley (22) vs. Boston College/Sept. 2, 2000

**50-Yard Field Goal:** 51 by Casey Legg at Kansas State/Nov. 16, 2019

**Field Goal Blocked:** by Dante Stills vs. Baylor/Oct. 3, 2020

**Field Goal Blocked and Returned for Touchdown:** 72 yards by Derrek Pitts Jr. (blocked by Kenny Bigelow Jr.) at Iowa State/Oct. 13, 2018

**Missed an Extra Point:** by Parker Grothaus vs. Towson/Sept. 17, 2022

**Two Interceptions in a Game:** 2 by Kenny Robinson at Texas Tech/Sept. 30, 2018

**Three Interceptions in a Game:** 3 by Karl Joseph vs. Georgia Southern/Sept. 5, 2015

**Three Interceptions in a Quarter:** 3 by Karl Joseph vs. Georgia Southern/Sept. 5, 2015

**Four Interceptions in a Game:** 4 by Mike Slater vs. Kentucky/Nov. 1, 1969

**Intercepted Fumble Returned For Touchdown:** no instance yet found

**Fumble Returned For Touchdown:** 42 yards by Jared Barber vs. Texas/Nov. 14, 2014

**Fumble Recovered For Touchdown:** 0 yards by Karl Joseph at Baylor/Oct. 4, 2013

**Two-Point Conversion By Rush:** Reese Smith vs. Army/Dec. 31, 2020

**Two-Point Conversion By Pass:** Bryce Ford-Wheaton from JT Daniels vs. Kansas/Sept. 10, 2022

**Extra Point Blocked:** by Dante Stills vs. Baylor/Oct. 13, 2022

**Extra Point Blocked and Returned for Defensive Extra Point Conversion:** 87 yards by Jacolby Spells vs. Baylor/Oct. 13, 2022

**Defensive Extra Point:** Jacolby Spells returned blocked extra point 87 yards for a defensive extra-point conversion vs. Baylor/Oct. 13, 2022

**Defensive Extra Point (Two-Point Pass Attempt):** Matt Taffoni intercepted Pitt two-point pass attempt (John Ryan) and returned it 100 yards for a two-point defensive score/Oct. 15, 1994

**Team Gained 300 Yards Rushing:** 316 vs. Towson/Sept. 17, 2022

**Team Gained 400 Yards Rushing:** 426 at Kansas/Nov. 21, 2015

**Team Gained 500 Yards Rushing:** 517 vs. Connecticut/Nov. 24, 2007

**Team Failed To Gain 100 Yards Rushing:** 61 at Texas/Oct. 1, 2022

**Team Failed To Gain 50 Yards Rushing:** 17 vs. Oklahoma State/Nov. 6, 2021

**Team Gained 300 Yards Passing:** 308 vs. Towson/Sept. 17, 2022

**Team Gained 400 Yards Passing:** 498 vs. Texas Tech/Nov. 9, 2019

**Team Gained 500 Yards Passing:** 539 vs. Oklahoma/Nov. 23, 2018

**Team Failed To Gain 100 Yards Passing:** 62 vs. Maryland/Sept. 21, 2012

**Team Gained 500 Yards Total Offense:** 500 vs. Baylor/Oct. 13, 2022

**Team Gained 600 Yards Total Offense:** 624 vs. Towson/Sept. 17, 2022

**Team Gained 700 Yards Total Offense:** 704 vs. Oklahoma/Nov. 23, 2018

**Team Gained 800 Yards Total Offense:** 807 vs. Baylor/Sept. 29, 2012

**Team Gained 400 Yards Total Offense in the First Half:** 435 vs. Towson/Sept. 17, 2022

**Team Gained 400 Yards Total Offense in the Second Half:** 523 vs. Oklahoma/Nov. 17, 2012

**Team Failed To Gain 200 Yards Total Offense:** 133 vs. Oklahoma State/Nov. 6, 2021

**Drive of 99 Yards:** 99 yards on 15 plays in first quarter against TCU/Nov. 14, 2020

**Team Failed To Get A First Down:** no instance yet found

**Team Failed To Get A Rushing First Down:** vs. Texas Western/Nov. 25, 1950

**Team Failed To Get A Passing First Down:** vs. South Carolina/Dec. 30, 1969

**Team Failed To Get A Third Down Conversion:** vs. Syracuse (0/10)/Dec. 29, 2012

**Team Had Six Turnovers:** two interceptions, four fumbles vs. Maryland/Sept. 21, 2013

**Team Had Five Turnovers:** four interceptions, one fumble vs. Oklahoma State/Oct. 28, 2017

**Successful Fake Punt:** 8-yard rush by Winston Wright Jr. at Texas Tech/Oct. 24, 2020

**Scored 70+ Points:** 70 vs. Baylor/Sept. 29, 2012

**Scored 60+ Points:** 65 vs. Towson/Sept. 17, 2022

**Scored 50+ Points:** 65 vs. Towson/Sept. 17, 2022

**Scored 40+ Points:** 43 vs. Baylor/Oct. 13, 2022

**Scored 30+ Points:** 43 vs. Baylor/Oct. 13, 2022

**Scored 40+ Points in a Half:** 45 in the 1st half vs. Towson/Sept. 17, 2022

**Scored 30+ Points in a Half:** 45 in the 1st half vs. Towson/Sept. 17, 2022

**Scored 0 Points in a Half:** 0 in the 2nd half vs. Oklahoma State/Nov. 6, 2021

**Scored 0 Points in a Half at Home:** 0 in the 2nd half vs. Oklahoma State/Nov. 6, 2021

**Scored 30+ Points in a Quarter:** 31 in the 2nd quarter vs. Baylor/Oct. 25, 2018

**Shutout Recorded:** 66-0 vs. LIU/Sept. 11, 2021

**Forced Four Turnovers in a Game:** four (two interceptions, two fumbles) at Oklahoma State/Nov. 17, 2018

**Forced Five Turnovers in a Game:** five vs. Texas/Nov. 14, 2015


**Forced Six Turnovers in a Game:** six vs. Maryland/Sept. 26, 2015

**Forced Eight Turnovers in a Game:** eight vs. Rutgers/Nov. 3, 2001

AUBREY BURKS



WYATT MILLUM





## THE LAST TIME ...

**Safety Scored:** Dante Stills sacked Mike Collins of TCU in the end zone/Nov. 10, 2018

**Two Safeties Scored:** at Syracuse/Sept. 25, 2000

**Played An Overtime Game:** L/42-55 (1OT) vs. Kansas/Sept. 10, 2022

**Played Back-to-Back Overtime Games:** L 47-40 (1OT) vs. Texas/Nov. 9, 2013;

W 30-27 (1OT) at TCU/Nov. 2, 2013

**Won Game Without An Offensive TD:** at Syracuse/Sept. 5, 2005

**Won Game Without a Rushing TD:** vs. Army/Dec. 31, 2020

**Versus West Virginia ...**

**30 Rushing Attempts:** 36 by J.D. King of Oklahoma State/Oct. 28, 2017

**100 Rushing Yards:** 101 by Bijan Robinson of Texas/Oct. 1, 2022

**200 Rushing Yards:** 291 by Khalil Herbert of Kansas/Sept. 23, 2017

**75-Yard Run:** 75 by C.J. Brown of Maryland/Sept. 13, 2014

**50-Yard Touchdown Run:** 70 by Breece Hall of Iowa State/Oct. 30, 2021

**50-Yard Non-Touchdown Run:** 54 by Bijan Robinson of Texas/Nov. 7, 2020

**3 Rushing Touchdowns:** 3 by Tyhier Tyler of Army/Dec. 31, 2020

**4 Rushing Touchdowns:** 4 by Rodney Anderson of Oklahoma/Nov. 25, 2017

**2 Players Rushing for 100 Yards:** 103 by LD Brown and 101 by Chuba Hubbard of Oklahoma State/Sept. 26, 2020

**20 Pass Completions:** 21 by Hudson Card of Texas/Oct. 1, 2022

**30 Pass Completions:** 30 by Taylor Cornelius of Oklahoma State/Nov. 17, 2018

**50 Pass Attempts:** 51 by Drew Lock of Missouri/Sept. 3, 2016

**40 Pass Attempts:** 48 by Matthew McKay of NC State/Sept. 14, 2019

**30 Pass Attempts:** 35 by Grant Wells of Virginia Tech/Sept. 22, 2022

**3 Touchdown Passes:** 3 by Hudson Card of Texas/Oct. 1, 2022

**4 Touchdown Passes:** 4 by Gerry Bohanon of Baylor/Oct. 9, 2021

**5 Touchdown Passes:** 5 by Taylor Cornelius of Oklahoma State/Nov. 17, 2018

**300 Yards Passing:** 326 by Blake Shapen of Baylor/Oct. 13, 2022

**400 Yards Passing:** 418 by Mike Bercovici of Arizona State/Jan. 2, 2016

**500 Yards Passing:** 554 by Landry Jones of Oklahoma/Nov. 17, 2012

**100 Yards Rushing & 300 Yards Passing:** by Kyler Murray (114/364) of Oklahoma/Nov. 23, 2018

**100 Yards Rushing & 200 Yards Passing:** by Kyler Murray (114/364) of Oklahoma/Nov. 23, 2018

**100 Yards Rushing & 100 Yards Passing:** by Kyler Murray (114/364) of Oklahoma/Nov. 23, 2018

**300 Yards Total Offense:** 324 by Blake Shapen of Baylor/Oct. 13, 2022

**400 Yards Total Offense:** 478 by Kyler Murray of Oklahoma/Nov. 23, 2018

**500 Yards Total Offense:** 540 by Seth Russell of Baylor/Oct. 17, 2015

**10 Receptions:** 10 by Emeka Emezie of NC State/Sept. 14, 2019

**2 Touchdown Receptions:** 2 by Xavier Worthy and 2 by Ja'Tavion Sanders of Texas/Oct. 1, 2022

**3 Touchdown Receptions:** 3 by Corey Coleman of Baylor/Oct. 17, 2015

**4 Touchdown Receptions:** 4 by Kenny Stills of Oklahoma/Nov. 17, 2012

**100 Yards Receiving:** 210 by Gavin Holmes of Baylor/Oct. 13, 2022

**150 Yards Receiving:** 210 by Gavin Holmes of Baylor/Oct. 13, 2022

**200 Yards Receiving:** 210 by Gavin Holmes of Baylor/Oct. 13, 2022

**Double 100-Yard Receivers:** 133 by Dontay Demus and 122 by Rakim Jarrett of Maryland/Sept. 4, 2021

**50-Yard Touchdown Reception:** 68 Tarique Milton of Iowa State/Oct. 30, 2021

**75-Yard Touchdown Reception:** 75 by Tyquan Thornton of Baylor/Oct. 9, 2021

**50-Yard Reception (no touchdown):** 56 by Gavin Holmes of Baylor/Oct. 13, 2022

**Rushing and Receiving Touchdown:** 1 rushing & 1 receiving by Tre Watson of Texas/Nov. 3, 2018

**Passing and Receiving Touchdown:** 1 passing and 2 receiving by Xavier Worthy of Texas/Oct. 1, 2022

**Passing and Rushing Touchdown:** 1 passing and 1 rushing by Brock Purdy of Iowa State/Oct. 30, 2021

**Passing, Receiving and Rushing Touchdown:** by Kenny Hill of TCU/Oct. 7, 2017

**Kickoff Return For Touchdown:** 96 yards by D'Ago Hunter of Towson/Sept. 17, 2022

**Opening Kickoff Return for Touchdown:** 100 yards by Derius Davis of TCU/Oct. 23, 2021

**Recovered an Onside Kick:** Jay Sedwick kicked the ball 16 yards, recovered by Chance Waz of Baylor/Oct. 21, 2017

AUSTIN BRINKMAN



PARKER GROTHAUS







## THE LAST TIME ...

**Punt Return For Touchdown:** 70 yards by Jalen Reagor of TCU/Nov. 29, 2019  
**2 Players Return Punts For Touchdown:** by DeJuan Tribble (41) and Will Blackmon (71) of Boston College/Nov. 13, 2004  
**Punt Blocked:** blocked by Logan Carter of Oklahoma State/Nov. 17, 2018  
**Punt Blocked/Recovered in End Zone For Touchdown:** blocked by Brayden Willis and recovered in end zone by Austin Stogner of Oklahoma/Oct. 19, 2019  
**Punt Blocked/Returned For Touchdown:** blocked by Marcus Gildersleeve and returned 17 yards by Ricky Hall of Virginia Tech/Oct. 31, 1998  
**Interception Return For Touchdown:** 86 yards by Cobee Bryant of Kansas/Sept. 10, 2022  
**50-Yard Field Goal:** 51 by Drake Thomas of NC State/Sept. 14, 2019  
**Field Goal Blocked:** by Bravvion Roy of Baylor/Oct. 31, 2019  
**Blocked Field Goal Returned For Touchdown:** 82 yards by Andrew Johnson of Louisville /Nov. 5, 2011  
**Intercepted Fumble Returned For Touchdown:** 75 yards by Tim Quense of Pitt /Oct. 1, 1983  
**Fumble Recovered/Returned For Touchdown:** 56 yards by Zech McPhearson of Texas Tech /Sept. 26, 2020  
**Two-Point Conversion By Rush:** by Davin Meggett of Maryland/Sept. 17, 2011  
**Two-Point Conversion By Pass:** by Matthew Eaton from Brock Purdy of Iowa State /Oct. 13, 2018  
**Defensive Extra Point:** Tim White of Arizona State returned a blocked extra point 98 yards for a two-point conversion/Jan. 2, 2016  
**Extra Point Blocked:** by Ochaun Mathis of TCU/Oct. 23, 2021  
**Punt Blocked For Safety:** by Chris Nofoaiga of Idaho/Oct. 7, 2000  
**Team Gained 400 Yards Rushing:** 468 by Baylor/Oct. 4, 2013  
**Team Gained 300 Yards Rushing:** 304 by Oklahoma/Nov. 23, 2018  
**Team Gained 200 Yards Rushing:** 200 by Kansas/Sept. 10, 2022  
**Team Failed To Gain 100 Yards Rushing:** 35 by Virginia Tech/Sept. 22, 2022  
**Team Finished With Negative Rushing Yards:** Minus-7 by TCU/Nov. 3, 2018  
**Team Gained 300 Yards Passing:** 421 by Baylor/Oct. 13, 2022  
**Team Gained 400 Yards Passing:** 421 by Baylor/Oct. 13, 2022  
**Team Failed To Gain 100 Yards Passing:** 98 by Towson/Sept. 17, 2022  
**Team Failed To Gain 50 Yards Passing:** 29 by Georgia Southern/Sept. 5, 2015  
**Team Gained 500 Yards Total Offense:** 590 by Baylor/Oct. 13, 2022  
**Team Gained 600 Yards Total Offense:** 668 by Oklahoma/Nov. 23, 2018  
**Team Gained 700 Yards Total Offense:** 872 by Baylor/Oct. 5, 2013  
**Team Gained 800 Yards Total Offense:** 872 by Baylor/Oct. 5, 2013  
**Team Failed To Gain 250 Yards Total Offense:** 180 by Towson/Sept. 17, 2022  
**Team Failed To Gain 200 Yards Total Offense:** 180 by Towson/Sept. 17, 2022  
**Team Failed To Gain 100 Yards Total Offense:** 95 by LIU/Sept. 11, 2021  
**Team Finished with 35 or more First Downs:** 35 by Oklahoma State/Nov. 17, 2018  
**Team Finished with 30 or more First Downs:** 35 by Oklahoma State/Nov. 17, 2018  
**Team Failed To Get A First Down:** no instance yet found  
**Team Failed To Get A Rushing First Down:** by Western Michigan/Sept. 7, 1996  
**Team Failed To Get A Passing First Down:** by Pitt/Oct. 10, 1981  
**Successful Fake Punt:** by NC State/Sept. 14, 2019  
**Team Scored 70+ Points:** 73 by Baylor/Oct. 5, 2013  
**Team Scored 60+ Points:** 62 by Baylor/Oct. 17, 2015  
**Team Scored 50+ Points:** 55 by Kansas/Sept. 10, 2022  
**Team Scored 40+ Points:** 40 by Baylor/Oct. 13, 2022  
**Team Scored 30+ Points:** 40 by Baylor/Oct. 13, 2022  
**Shutout Recorded:** 37-0 by Maryland/Sept. 21, 2013  
**Safety Scored:** When WVU's Yodny Cajuste was called for holding in the end zone at Iowa State/Oct. 13, 2018  
**Two Safeties Scored:** When WVU's Geno Smith was tackled in the end zone by Syracuse's Cameron Lynch and Siriki Diabate, and when Smith was called for intentional grounding when he was being tackled by Brandon Sharpe/Dec. 29, 2012

JAMES GMITER



JAIRO FAVERUS



## 2022 MOUNTAINEER 20-YARD PLAYS

<b>Offense</b>	
82/TD	Donaldson rush (Towson)
67/TD	Ford-Wheaton pass from Daniels (Kansas)
59/TD	James pass from Daniels (Kansas)
51	James pass from Daniels (Towson)
44	Donaldson rush (Pitt)
39	Donaldson rush (Pitt)
39	Greene rush (Towson)
37	Mathis rush (Baylor)
34/TD	Mathis rush (Baylor)
32	O'Laughlin pass from Daniels (Pitt)
32	Ford-Wheaton pass from Daniels (Texas)
32	James pass from Daniels (Baylor)
30	Braham pass from Greene (Towson)
30	Smith pass from Crowder (Towson)
30	Smith pass from Daniels (Baylor)
27	Smith pass from Daniels (Virginia Tech)
27	James pass from Daniels (Texas)
26/TD	Fox pass from Marchiol (Towson)
25	Prather pass from Daniels (Kansas)
25	Mathis rush (Towson)
24/TD	James 24 pass from Daniels (Virginia Tech)
24	Johnson rush (Virginia Tech)
24/TD	Prather pass from Daniels (Baylor)
23	Prather pass from Daniels (Pitt)
23	Mathis rush (Pitt)
22	Ford-Wheaton pass from Daniels (Pitt)
22	Prather pass from Daniels (Kansas)
21	James 21 pass from Daniels (Pitt)
21	Ford-Wheaton pass from Daniels (Kansas)
21	James pass from Daniels (Texas)
20	Donaldson rush (Pitt)
20	Prather pass from Daniels (Towson)

<b>Defense</b>	
65/TD	Cox fumble return (Baylor)
27/TD	Spells interception return (Virginia Tech)

<b>Special Teams</b>	
87/PAT	Spells defensive PAT return (Baylor)
38/FG	Legg field goal (Virginia Tech)
35/FG	Legg field goal (Virginia Tech)
29	Aaron kickoff return (Baylor)
28/FG	Legg field goal (Kansas)
27/FG	Legg field goal (Kansas)
27	Fox punt return (Towson)
26/FG	Legg field goal (Towson)
25/FG	Legg field goal (Virginia Tech)
24/FG	Legg field goal (Pitt)
23/FG	Legg field goal (Virginia Tech)
23/FG	Legg field goal (Baylor)
22/FG	Legg field goal (Baylor)

## 2022 MOUNTAINEER OPPONENTS' 20-YARD PLAYS

<b>Offense</b>	
64	Wayne pass from Slovis (Pitt)
56	Holmes pass from Shapen (Baylor)
49	Hammond Jr. pass from Slovis (Pitt)
46	Holmes pass from Shapen (Baylor)
45	Worthy pass from Card (Texas)
44/TD	Worthy pass from Card (Texas)
40	Skinner pass from Daniels (Kansas)
39/TD	Williams pass from Shapen (Baylor)
35/TD	Holmes pass from Shapen (Baylor)
33/TD	Sanders pass from Worthy (Texas)
31	Whittington pass from Card (Texas)
30	Grimm pass from Daniels (Kansas)
30	Hishaw rush (Kansas)
28/TD	Smith 28 pass from Wells (Virginia Tech)
25	Jackson pass from Kent (Towson)
25	Jones pass from Shapen (Baylor)
25	Baldwin pass from Drones (Baylor)
24	Abanikanda pass from Slovis (Pitt)
24	Robinson pass from Card (Texas)
23	Dabney pass from Shapen
22	Whittington pass from Card (Texas)
22	Reese rush (Baylor)
21	Moss pass from Wells (Virginia Tech)
21	Dabney pass from shapen (Baylor)
20	Wayne pass from slovis (Pitt)
20	Mumpfield pass from Slovis (Pitt)
20	Grimm pass from Daniels (Kansas)
20	Casey pass from Daniels (Kansas)
20	King pass from Wells (Virginia Tech)
20	Black pass from Wells (Virginia Tech)
20	Holmes pass from Shapen (Baylor)
20	Holmes pass from Drones (Baylor)
20	Baldwin rush (Baylor)

<b>Defense</b>	
56/TD	Devonshire interception return (Pitt)
86/TD	Bryant Interception Return (Kansas)

<b>Special Teams</b>	
96/TD	Hunter kickoff return (Towson)
45/FG	Auburn field goal (Texas)
44/FG	Ross field goal (Virginia Tech)
44/FG	Mayers field goal (Baylor)
42/FG	Sauls field goal (Pitt)
40/FG	Mayers field goal (Baylor)
32	Nabors kickoff return (Baylor)
29	Williams kickoff return (Baylor)
26	Robinson kickoff return (Texas)
23	Abanikanda kickoff return (Pitt)
23	Hunter kickoff return (Towson)
22	Hunter kickoff return (Towson)
21	Hunter kickoff return (Towson)
21	Nabors kickoff return (Baylor)
20	Abanikanda kickoff return (Pitt)
20	Hunter kickoff return (Towson)
20	Williams kickoff return (Baylor)



## 2022 WEST VIRGINIA SCORING DRIVES

Opponent	Plays	Yds	Time	Result
Pitt	6	75	2:52	Ford-Wheaton 10 pass from Daniels
Pitt	13	74	3:17	Legg 24 FG
Pitt	1	5	0:08	Donaldson 5 rush
Pitt	9	75	3:50	Ford-Wheaton 16 pass from Daniels
Pitt	6	72	1:14	Daniels 1 rush
Kansas	4	75	1:41	James 59 pass from Daniels
Kansas	12	50	5:45	Donaldson 1 rush
Kansas	4	75	1:42	Ford-Wheaton 67 pass from Daniels
Kansas	11	75	5:15	Ford-Wheaton 5 pass from Daniels
Kansas	13	65	6:02	Legg 27 FG
Kansas	14	64	6:55	Legg 28 FG
Kansas	12	85	1:42	Donaldson 1 rush
Towson	10	75	3:33	Daniels 2 pass from Daniels
Towson	12	75	5:34	Mathis 3 rush
Towson	1	82	0:13	Donaldson 82 rush
Towson	12	46	4:02	Donaldson 3 rush
Towson	8	57	4:40	Mathis 2 rush
Towson	5	51	1:36	Legg 26 FG
Towson	7	49	1:05	Donaldson 1 rush
Towson	11	84	5:14	Greene 11 rush
Towson	13	68	7:23	Aaron 5 pass from Crowder
Towson	7	58	2:40	Fox 26 pass from Marchiol
Virginia Tech	14	92	7:06	Legg 23 FG
Virginia Tech	9	40	3:14	Legg 36 FG
Virginia Tech	6	70	0:50	James 24 pass from Daniels
Virginia Tech	14	79	6:31	Legg 25 FG
Virginia Tech	9	75	5:06	Johnson 6 rush
Virginia Tech	5	35	2:54	Legg 38 FG
Virginia Tech	0	27	0:00	Spells 27 interception return
Texas	13	83	4:04	Prather 8 pass from Daniels
Texas	18	65	7:31	Mathis 1 rush
Texas	14	75	5:51	Johnson 4 rush
Baylor	8	65	3:18	Mathis 7 rush
Baylor	13	69	6:30	Legg 23 FG
Baylor	0	65	0:00	Cox 65 fumble return
Baylor	10	75	4:41	Prather 24 pass from Daniels
Baylor	8	75	3:39	Johnson 19 rush
Baylor	0	87	0:00	Spells 87 blocked PAT return
Baylor	6	72	1:55	Mathis 34 rush
Baylor	8	61	1:00	Legg 22 FG

## 2022 WEST VIRGINIA OPPONENTS' SCORING DRIVES

Opponent	Plays	Yds	Time	Result
Pitt	11	73	6:48	Sauls 42 FG
Pitt	6	35	2:52	Hammond Jr. 4 rush
Pitt	4	65	1:32	Carter 1 rush
Pitt	3	62	1:26	Hammond Jr. 11 rush
Pitt	7	92	2:29	Abanikanda 24 pass from Slovis
Pitt	0	56	0:43	Deveonshire 56 interception return
Kansas	9	79	5:01	Fairchild 10 pass from Daniels
Kansas	11	75	2:42	Neal 6 rush
Kansas	10	75	2:42	Neal 17 rush
Kansas	8	75	3:28	Hishaw 3 rush
Kansas	6	24	3:00	Neal 2 rush
Kansas	4	65	1:56	Hishaw 30 rush
Kansas	5	25	0:00	Skinner 4 pass from Daniels/OT
Kansas	0	0	0:00	Bryant 86 interception return/OT
Towson	0	0	0:00	Hunter 96 kickoff return
Virginia Tech	8	77	3:22	Smith 28 pass from Wells
Virginia Tech	9	50	2:40	Ross 44 FG
Texas	7	60	3:08	Worthy 15 pass from Card
Texas	6	74	2:22	Sanders 33 pass from Worthy
Texas	6	71	2:14	Robinson 1 rush
Texas	6	87	3:13	Sanders 13 pass from Card
Texas	5	70	1:51	Worthy 44 pass from Card
Texas	10	48	4:34	Auburn 45 FG
Baylor	14	71	6:00	Mayers 40 FG
Baylor	5	85	2:32	Sims 1 rush
Baylor	3	70	1:23	Holmes 35 pass from Shapen
Baylor	5	75	1:27	Williams 39 pass from Shapen
Baylor	13	74	4:51	Presley 2 pass from Drones
Baylor	6	74	2:57	Jones 4 rush
Baylor	4	0	1:32	Mayers 44 FG

## TOP GAME PERFORMANCES ...

### West Virginia

#### 100-Yard Rushers

Date	Opponent	Player	Att.	Yards	Avg.	TD	Long
9/1	Pitt	CJ Donaldson	7	125	17.9	1	44
9/17	Towson	T. Mathis	17	104	6.1	2	25
9/17	Towson	CJ Donaldson	9	101	11.2	3	82
9/22	Va. Tech	CJ Donaldson	23	106	4.6	0	18
10/13	Baylor	T. Mathis	22	163	7.4	2	37

#### 100-Yard Receivers

Date	Opponent	Player	Rec.	Yards	Avg.	TD	Long
9/10	Kansas	B. Ford-Wheaton	11	152	13.8	2	67
10/13	Baylor	K. Prather	8	109	13.6	1	24

#### 300-Yard Passers

Date	Opponent	Player	Comp.	Att.	Yards	TD	Long
9/10	Kansas	JT Daniels	28	40	355	3	67

#### 10+Tackles

Date	Opponent	Player	Solo	Assist	Total	TFL	Sacks
9/1	Pitt	L. Kpogba	5	5	10	0	0

### Opponents

#### 100-Yard Rushers

Date	Opponent	Player	Att.	Yards	Avg.	TD	Long
10/1	Texas	B. Robinson	21	102	4.8	1	16

#### 100-Yard Receivers

Date	Opponent	Player	Rec.	Yards	Avg.	TD	Long
10/1	Texas	X. Worthy	7	119	17.0	2	45
10/13	Baylor	G. Holmes	7	210	30.0	1	56

#### 300-Yard Passers

Date	Opponent	Player	Comp.	Att.	Yards	TD	Long
9/1	Pitt	K. Slovis	16	24	308	1	64
10/1	Texas	H. Card	21	27	303	3	45
10/13	Baylor	B. Shapen	14	22	326	2	56

#### 10+Tackles

Date	Opponent	Player	Solo	Assist	Total	TFL	Sacks
9/1	Pitt	S. Dennis	4	6	10	1	1
9/10	Kansas	R. Miller	7	5	12	0	0
9/10	Kansas	K. Logan	3	7	10	0	0
9/22	Va. Tech	C. Conner	4	7	11	0	0
10/1	Texas	J. Ford	7	7	14	1	0
10/1	Texas	J. Thompson	6	4	10	0	0
10/13	Baylor	D. Doyle	5	5	10	0	0

## Special Teams Tackles

Player	Total	UA/A	KO	P	PITT	KU	TOW	VT	TX	BU	TTU	TCU	ISU	OU	KST	OSU
Hershey McLaurin	6	5/1	6	0	0/0	0/0	3/0	0/0	1/0	2/0						
Anthony DelNegro	3	2/1	3	0	0/0	0/0	1/0	1/0	0/0	1/0						
Exree Loe	3	1/2	3	0	0/0	1/0	2/0	0/0	0/0	0/0						
Rashad Ajayi	2	0/2	2	0	0/0	1/0	0/0	0/0	0/0	1/0						
Jasir Cox	2	1/1	2	0	1/0	0/0	0/0	1/0	0/0	0/0						
Malachi Ruffin	2	0/2	2	0	1/0	0/0	0/0	0/0	0/0	1/0						
Tirek Austin-Cave	1	0/1	1	0	0/0	0/0	0/0	1/0	0/0	0/0						
Jared Bartlett	1	1/0	1	0	0/0	1/0	0/0	0/0	0/0	0/0						
Mumu Bin-Wahad	1	0/1	1	0	0/0	0/0	1/0	0/0	0/0	0/0						
Lance Dixon	1	1/0	1	0	0/0	0/0	0/0	0/0	0/0	1/0						
Marcis Floyd	1	1/0	1	0	1/0	0/0	0/0	0/0	0/0	0/0						
Bryce Ford-Wheaton	1	1/0	0	1	0/1	0/0	0/0	0/0	0/0	0/0						
Parker Grothhaus	1	1/0	1	0	0/0	0/0	0/0	0/0	0/0	1/0						
Sam James	1	1/0	0	1	0/0	0/0	0/0	0/0	0/0	0/1						
Naim Muhammad	1	0/1	1	0	0/0	0/0	1/0	0/0	0/0	0/0						





### MOUNTAINEER TOP RUSHING MARKS

1.	569	Washington & Lee	November 10, 1923
2.	536	East Carolina	September 28, 2002
3.	517	Connecticut	November 24, 2007
4.	478	East Carolina	September 4, 2004
5.	457	Syracuse	October 14, 2006
6.	458	Oklahoma	November 17, 2012
7.	451	Pitt	November 24, 2005
8.	446	Syracuse	October 30, 1993
	446	Rutgers	November 3, 2001
10.	437	Pitt	November 16, 2006
11.	427	Cincinnati	October 17, 1987
12.	426	Kansas	November 21, 2015
13.	397	East Carolina	September 22, 2007
14.	394	Eastern Washington	September 9, 2006
15.	382	Georgia	January 2, 2006
16.	379	East Carolina	November 7, 1992
17.	378	Pitt	September 29, 1990
18.	376	West Virginia Wesleyan	October 1, 1938
	376	Louisville	November 22, 2008

### MOUNTAINEER TOP PASSING MARKS

1.	656	Baylor	September 29, 2012
2.	539	Oklahoma	November 23, 2018
3.	532	Arizona State	January 2, 2016
4.	511	Maryland	September 13, 2014
5.	498	Texas Tech	November 9, 2019
6.	469	UConn	October 8, 2011
7.	463	LSU	September 24, 2011
8.	452	Missouri	December 26, 1998
9.	448	James Madison	September 15, 2012
10.	431	Norfolk State	September 10, 2011
11.	429	Tennessee	September 1, 2018
12.	416	Pitt	September 28, 1968
13.	410	Louisville	November 5, 2011
14.	409	Pitt	November 27, 1998
15.	407	Kansas	December 1, 2012
	407	Clemson	January 4, 2012
17.	403	East Carolina	September 9, 2017
18.	401	Oklahoma State	November 10, 2012
19.	396	Baylor	October 25, 2018
	396	Pitt	October 15, 1994
21.	390	Purdue	September 2, 1995
22.	389	Youngstown State	September 10, 2016
23.	388	Maryland	September 17, 2011
24.	380	Miami	October 24, 1998
25.	376	Oklahoma	September 20, 2014
26.	372	Cincinnati	November 12, 2011
27.	371	TCU	November 10, 2018
	371	Rutgers	November 9, 1996
	371	Virginia Tech	September 3, 2017

### MOUNTAINEER TOP TOTAL OFFENSE

1.	807	Baylor	September 29, 2012
2.	778	Oklahoma	November 17, 2012
3.	704	Oklahoma	November 23, 2018
4.	694	Maryland	September 13, 2014
5.	676	Arizona State	January 2, 2016
6.	674	Washington & Lee	November 10, 1923
7.	655	Marshall	September 1, 2012
8.	654	Syracuse	October 30, 1993
9.	650	Texas Tech	October 15, 2016
10.	647	Kansas	December 1, 2012
11.	643	Bowling Green	October 1, 2011
12.	641	Pitt	October 2, 1965
	641	Pitt	November 16, 2006
14.	635	Kansas	September 23, 2017
15.	630	Kansas	November 21, 2015
16.	627	Rutgers	November 3, 2001
17.	625	Youngstown State	September 8, 2018
18.	624	Towson	September 17, 2022
	624	Eastern Kentucky	September 12, 2020
	624	Youngstown State	September 10, 2016
	624	Connecticut	November 24, 2007
20.	623	Pitt	November 27, 1999
21.	621	East Carolina	September 4, 2004

### Pronunciation Guide

#### FIRST NAMES

Exree (Loe) .....	x-REE
Graeson (Malashevich) .....	gray-son
Jairo (Faverus) .....	Jai-Eh-roe
Ja'Quay (Hubbard) .....	juh-KWAY
Jarel (Williams) .....	juh-rell
Jasir (Cox) .....	juh-zeer
Kaden (Prather) .....	K-Din
La nell (Carr) .....	luh-nell
Malachi (Ruffin) .....	Mal-uh-high
Marcis (Floyd) .....	mar-kus
Naim (Muhammad) .....	Nigh-Em
Taijh (Alston) .....	taj
Taurus (Simmons) .....	Tar-us
Tomas (Rimac) .....	Toe-moss

#### LAST NAMES

Ajayi (Rashad) .....	ah-Jai
Braham (Cortez) .....	bray-ham
Bechdel (Leighton) .....	beck-dole
Cavallaro (Matt) .....	Cav-uh-larro
Faverus (Jairo) .....	Fahv-russ
Gmiter (James) .....	guh-midder
Grabill (Theo) .....	Gray-bill
Grothaus (Parker) .....	GROAD-house
Katarincic (Charlie) .....	cat-uh-rin-sick
Kpogba (Lee) .....	Koh-bh
Malashevich (Graeson) .....	Mal-uh-shev-ich
Mallinger (Davis) .....	mal "like cow" - in-er
Marchiol (Nikko) .....	Mark-E-ol
Milum (Wyatt) .....	my-lum
Muhammad (Naim) .....	muh-hamm-id
O'Laughlin (Mike) .....	O'-loff-lin
Polendey (Brian) .....	Puh-len-day
Prather (Kaden) .....	pray-their
Rimac (Tomas) .....	ree-mack
Vesterinen (Edward) .....	vest-ur-en-in
Weidman (Sullivan) .....	weed-man
Wikstrom (Victor) .....	wick-strum

#### Online Pronunciation Guide

A pronunciation guide provided by TheNameEngine.com also can be found at WVUsports.com on the football roster page. To hear a pronunciation of these names, click on the ear icon beside the name and a correct pronunciation will be provided.



WR, 5-10, 186, So.  
Navarro CC  
Natchitoches, La.

4 JEREMIAH  
**AARON**

- Has played in five career games
- Hauled in his first career touchdown as part of a four-catch day vs. Towson
- Made his Mountaineer debut against Kansas

#### 2022 Game-By-Game

Opponent	No.	Yards	Avg.	TDs	Long
Pitt			DNP		
Kansas	1	14	14.0	0	14
Towson	4	29	7.3	1	10
Virginia Tech	1	14	14.0	0	14
Texas	0	0	0	0	0
Baylor	1	6	6.0	0	6
Texas Tech					
TCU					
Iowa St.					
Oklahoma					
Kansas St.					
Oklahoma St.					
<b>Totals</b>	<b>7</b>	<b>63</b>	<b>9.0</b>	<b>1</b>	<b>14</b>

#### Aaron's Receiving Statistics

Year	Games	No.	Yards	Avg.	TD	Long
2022	5	7	63	9.0	1	14



WR, 6-2, 198, Jr.  
Hutchinson CC  
Baltimore, Md.

11 CORTEZ  
**BRAHAM**


- Has played in five career games
- Led WVU in receiving against Towson with five catches for 60 yards
- Made his Mountaineer debut at Pitt

#### 2022 Game-By-Game

Opponent	No.	Yards	Avg.	TDs	Long
Pitt	0	0	0	0	0
Kansas	0	0	0	0	0
Towson	5	60	12.0	0	30
Virginia Tech	1	6	6.0	0	6
Texas	0	0	0	0	0
Baylor			DNP		
Texas Tech					
TCU					
Iowa St.					
Oklahoma					
Kansas St.					
Oklahoma St.					
<b>Totals</b>	<b>6</b>	<b>66</b>	<b>11.0</b>	<b>0</b>	<b>30</b>

#### Braham's Receiving Statistics

Year	Games	No.	Yards	Avg.	TD	Long
2022	5	6	66	11.0	0	30



QB, 6-2, 226, Jr.  
Georgia  
Irvine, Calif.

18 JT  
**DANIELS**

- Johnny Unitas Jr. Golden Arm Award Top 25 List
- Has played in six career games with six starts at WVU
- Is 16-9 as a collegiate starter, including 7-0 at Georgia
- Ranks No. 3 in the Big 12 and No. 22 nationally in completions per game (23.17)
- Also ranks No. 5 in the league in passing yards (1,492) and passing yards per game (248.7), and is No. 7 in the conference in total offense (242.5)
- Has thrown a touchdown in six consecutive games and has tallied 20-plus completions in five of six games this season, including three straight
- Netted 283 yards passing, threw his ninth TD of the year and completed 24-of-37 attempts against Baylor
- Set season highs in completions (29) and attempts (48); finished with 253 passing yards and a touchdown against Texas
- Finished 20-of-30 for 203 yards and a touchdown at Virginia Tech
- Threw for 174 yards on 16 completions against Towson
- Totaled 355 yards and three touchdowns on 28-of-40 (70%) passing against Kansas; began the game with 11 consecutive completions
- Made his Mountaineer debut at Pitt; completed 23 passes for 214 yards and a pair of TDs
- Also collected the first rushing TD of his collegiate career against the Panthers
- Maxwell Award Watch List
- Walter Camp Player of the Year Watch List
- Reese's Senior Bowl Watch List
- East-West Shrine Bowl Watch List

#### 2022 Game-By-Game

Opponent	Comp.	Att.	Int.	Pct.	Yards	TDs	Long
Pitt	23	40	1	.575	214	2	32
Kansas	28	40	1	.700	355	3	67
Towson	16	24	0	.667	174	1	20
Virginia Tech	20	30	0	.667	203	1	27
Texas	29	48	0	.604	253	1	32
Baylor	24	37	1	.649	283	1	32
Texas Tech							
TCU							
Iowa St.							
Oklahoma							
Kansas St.							
Oklahoma St.							
<b>Totals</b>	<b>139</b>	<b>218</b>	<b>3</b>	<b>.638</b>	<b>1,492</b>	<b>9</b>	<b>67</b>

#### Daniels' Passing Statistics

Year	Games	C/A	Pct.	Yards	TD	Int.	Long
2022	6	139/218	.638	1,492	9	3	67







RB, 6-2, 240, Fr.  
Gulliver Prep  
Miami, Fla.

**12** **CJ**  
**DONALDSON JR.**

- Has played in five career games
- Has three 100-yard rushing games in his career
- Also has two multi-TD performances in his career
- Ranks No. 2 in the Big 12 and No. 7 nationally rushing yards per carry (6.95)
- Ranks No. 6 in the Big 12 and No. 38 nationally in rushing touchdowns (6)
- Also ranks No. 6 in the league in rushing yards per game (77.8) and No. 11 in rushing yards (389)
- Totaled 106 yards on a career-high 23 carries at Virginia Tech
- Rushed nine times for 101 yards and scored three touchdowns vs. Towson; one of his touchdowns went for 82 yards
- His 82-yard TD run against the Tigers is the second-longest by a freshman in program history (Eddie Dugan vs. Waynesburg, Oct. 4, 1952 - 90 yards)
- Tallied 48 yards on 13 carries and found the end zone twice against Kansas; first multi-TD game of his career
- Made his Mountaineer debut at Pitt; rushing for a career-high 125 yards on seven carries with his first career TD
- Also blocked a punt against the Panthers
- Big 12 Newcomer of the Week (Sept. 5)

#### 2022 Game-By-Game

Opponent	Att.	Yds	Avg.	TDs	Long	Rec	Yds	TDs
Pitt	7	125	17.9	1	44	0	0	0
Kansas	13	48	3.7	2	10	2	10	0
Towson	9	101	11.2	3	82	0	0	0
Virginia Tech	23	106	4.6	0	18	3	6	0
Texas	4	9	2.2	0	3	1	4	0
Baylor					DNP			
Texas Tech								
TCU								
Iowa St.								
Oklahoma								
Kansas St.								
Oklahoma St.								
<b>Totals</b>	<b>56</b>	<b>389</b>	<b>6.9</b>	<b>6</b>	<b>82</b>	<b>6</b>	<b>20</b>	<b>0</b>

#### Donaldson Jr.'s Rushing Statistics

Year	Games	Att.	Yards	Avg.	TD	Long
2022	5	56	389	6.9	6	82

#### Donaldson's Receiving Statistics

Year	Games	No.	Yards	Avg.	TD	Long
2022	5	6	20	3.3	0	9



WR, 6-3, 224, R-Jr.  
Holly Springs  
Fuquay-Varina, N.C.

**0** **BRYCE**  
**FORD-WHEATON**

- Has played in 40 career games, including 26 starts
- Has three 100-yard receiving games in his career
- Also has a trio of multi-TD games in his career
- Ranks No. 2 in the Big 12 and No. 18 nationally in receptions per game (6.7)
- Also ranks No. 4 in the league in receiving yards (463) and receiving yards per game (77.2)
- Finished with five catches for 51 yards against Baylor
- Tallied a team-high 93 yards receiving on eight receptions at Texas
- Hauled in a trio of catches for 23 yards at Virginia Tech to eclipse 1,500 yards in his career
- Caught four passes for 47 yards against Towson
- Reeled in 11 catches for 152 yards, both are career bests, and scored twice against Kansas
- Of note, 84 of his 152 yards vs. KU came after the catch
- First Mountaineer to have multiple receiving TDs in back-to-back games since David Sills V from Oct. 25-Nov. 3, 2018
- Finished with 97 yards on nine catches and two TDs at Pitt
- East-West Shrine Bowl Watch List
- Reese's Senior Bowl Watch List
- Preseason All-Big 12 First Team (Athlon Sports, Phil Steele)

#### 2022 Game-By-Game

Opponent	No.	Yards	Avg.	TDs	Long
Pitt	9	97	10.8	2	22
Kansas	11	152	13.8	2	67
Towson	4	47	11.8	0	14
Virginia Tech	3	23	7.7	0	13
Texas	8	93	11.6	0	32
Baylor	5	51	10.2	0	18
Texas Tech					
TCU					
Iowa St.					
Oklahoma					
Kansas St.					
Oklahoma St.					
<b>Totals</b>	<b>40</b>	<b>463</b>	<b>11.6</b>	<b>4</b>	<b>67</b>

#### Ford-Wheaton's Receiving Statistics

Year	Games	No.	Yards	Avg.	TD	Long
2022	6	40	463	11.6	4	67
2021	12	42	575	15.4	3	45
2020	9	27	416	15.4	3	58
2019	11	12	201	16.8	2	50
2018	2	0	0	0	0	0
<b>Totals</b>	<b>40</b>	<b>121</b>	<b>1,655</b>	<b>13.7</b>	<b>12</b>	<b>67</b>



QB, 5-11, 200, So.  
Chiles  
Tallahassee, Fla.

**6** **GARRETT**  
**GREENE**

- Has played in 16 career games
- Rushed twice and caught one pass for seven yards against Baylor
- Completed three passes for 45 yards against Towson
- Also added three carries for 59 yards and a touchdown vs. the Tigers

#### 2022 Game-By-Game

Opponent	Comp.	Att.	Int.	Pct.	Yards	TDs	Long
Pitt	0	0	0	0	0	0	0
Kansas				DNP			
Towson	3	6	0	.500	45	0	30
Virginia Tech				DNP			
Texas				DNP			
Baylor	0	0	0	0	0	0	0
Texas Tech							
TCU							
Iowa St.							
Oklahoma							
Kansas St.							
Oklahoma St.							
<b>Totals</b>	<b>3</b>	<b>6</b>	<b>0</b>	<b>.500</b>	<b>45</b>	<b>0</b>	<b>30</b>

#### Greene's Passing Statistics

Year	Games	C/A	Pct.	Yards	TD	Int.	Long
2022	3	3/6	.500	45	0	0	30
2021	11	16/26	.615	147	0	0	28
2020	2	3/4	.750	24	0	0	11
<b>Totals</b>	<b>16</b>	<b>22/36</b>	<b>.611</b>	<b>216</b>	<b>0</b>	<b>0</b>	<b>30</b>

#### Greene's Rushing Statistics

Year	Games	Att.	Yards	Avg.	TD	Long
2022	3	6	67	11.2	1	39
2021	11	47	306	6.5	4	67
2020	2	6	40	6.7	0	13
<b>Totals</b>	<b>16</b>	<b>59</b>	<b>413</b>	<b>7.0</b>	<b>5</b>	<b>67</b>



WR, 6-0, 182, R-Jr.  
Richmond Hill  
Richmond Hill, Ga.

**13 SAM JAMES**


- Has played in 44 career games with 27 starts
- Has two 100-yard receiving games in his career
- Finished with 52 yards on three receptions against Baylor
- Tallied 86 yards, including 41 after the catch, on seven receptions at Texas
- Caught two passes for 25 yards, including a touchdown at Virginia Tech
- Tallied a pair of catches for 53 yards against Towson
- Hauled in four catches for 91 yards, including a career-long, 59-yard touchdown grab, against Kansas
- Caught five passes for 50 yards at Pitt
- Reese's Senior Bowl Watch List
- East-West Shrine Bowl Watch List
- Preseason All-Big 12 Fourth Team (Athlon Sports, Phil Steele)

#### 2022 Game-By-Game

Opponent	No.	Yards	Avg.	TDs	Long
Pitt	5	50	10.0	0	21
Kansas	4	91	22.8	1	59
Towson	2	53	26.5	0	51
Virginia Tech	2	25	12.5	1	24
Texas	7	86	12.3	0	27
Baylor	3	52	17.3	0	32
Texas Tech					
TCU					
Iowa St.					
Oklahoma					
Kansas St.					
Oklahoma St.					
<b>Totals</b>	<b>23</b>	<b>357</b>	<b>15.5</b>	<b>2</b>	<b>59</b>

#### James' Receiving Statistics

Year	Games	No.	Yards	Avg.	TD	Long
2022	6	23	357	15.3	2	59
2021	13	42	507	12.1	5	53
2020	9	31	300	9.7	2	32
2019	12	69	677	9.8	2	51
2018	4	2	2	1.0	0	4
<b>Totals</b>	<b>44</b>	<b>167</b>	<b>1,843</b>	<b>11.0</b>	<b>11</b>	<b>59</b>



RB, 5-11, 198, So.  
Edwardsville  
St. Louis, Mo.

**26 JUSTIN JOHNSON JR.**

- Has played in 14 career games
- Has scored a rushing TD in three consecutive games
- Found the end zone in the third straight game and tallied 48 yards rushing on a career-high 12 carries vs. Baylor
- Led the team with 44 rushing yards on 10 carries and added a score at Texas
- Career night at Virginia Tech featured 11 carries for 83 yards and the first touchdown of his career
- Longest carry against the Hokies went for 24 yards
- Carried the ball seven times for 29 yards and tallied 18 yards receiving against Kansas
- Tallied 12 yards on four carries and caught two passes at Pitt

#### 2022 Game-By-Game

Opponent	Att.	Yds	Avg.	TDs	Long	Rec	Yds	TDs
Pitt	4	12	3.0	0	6	2	11	0
Kansas	7	29	4.1	0	8	2	18	0
Towson	8	22	2.6	0	7	0	0	0
Virginia Tech	11	83	7.5	1	24	0	0	0
Texas	10	44	4.4	1	14	1	3	0
Baylor	12	48	4.0	1	19	1	4	0
Texas Tech								
TCU								
Iowa St.								
Oklahoma								
Kansas St.								
Oklahoma St.								
<b>Totals</b>	<b>52</b>	<b>235</b>	<b>4.5</b>	<b>3</b>	<b>24</b>	<b>6</b>	<b>36</b>	<b>0</b>

#### Johnson Jr.'s Rushing Statistics

Year	Games	Att.	Yards	Avg.	TD	Long
2022	6	52	235	4.5	3	24
2021	8	24	90	3.6	0	15
<b>Totals</b>	<b>14</b>	<b>76</b>	<b>325</b>	<b>4.3</b>	<b>3</b>	<b>15</b>

#### Johnson Jr.'s Receiving Statistics

Year	Games	No.	Yards	Avg.	TD	Long
2022	6	6	36	6.0	0	10
2021	8	2	9	4.5	0	7
<b>Totals</b>	<b>14</b>	<b>8</b>	<b>45</b>	<b>5.6</b>	<b>0</b>	<b>10</b>



QB, 6-1, 225, Fr.  
Hamilton  
Chandler, Ariz.

**8 NICCO MARCHIOL**

- Made his Mountaineer debut against Towson; finished the game 2-of-4 (50%) for 32 yards and threw his first career TD
- Enrolled at WVU in January 2022

#### 2022 Game-By-Game

Opponent	Comp.	Att.	Int.	Pct.	Yards	TDs	Long
Pitt					DNP		
Kansas					DNP		
Towson	2	4	0	.500	32	1	26
Virginia Tech					DNP		
Texas					DNP		
Baylor					DNP		
Texas Tech							
TCU							
Iowa St.							
Oklahoma							
Kansas St.							
Oklahoma St.							
<b>Totals</b>	<b>2</b>	<b>4</b>	<b>0</b>	<b>.500</b>	<b>32</b>	<b>1</b>	<b>26</b>

#### Marchiol's Passing Statistics

Year	Games	C/A	Pct.	Yards	TD	Int.	Long
2022	1	2/4	.500	32	1	0	26





**RB, 5-11, 207, R-So.**  
Cedartown (Ga.)  
Orlando, Fla.

**24 TONY MATHIS JR.**

- Has played in 27 career games with seven starts
- Has three 100-yard rushing games in his career
- Has two multi-touchdown games this season
- Ranks No. 7 in the Big 12 in rushing TDs (5), rushing yards (459) and rushing yards per game (76.5)
- Also ranks No. 9 in the league in rushing yards per carry (4.99)
- Named Big 12 Conference Co-Offensive Player of the Week for his performance against Baylor
- Career day against Baylor included 163 yards rushing on 22 carries and a pair of scores
- Scored a touchdown at Texas
- Carried the ball nine times for 38 yards at Virginia Tech
- Tallied a season-best 104 yards on 17 carries and found the end zone twice against Towson
- Led WVU in rushing against Kansas, with 59 yards on 16 carries
- Finished with 71 yards on 16 carries at Pitt, with a long of 23
- Preseason All-Big 12 Fourth Team (Phil Steele)

#### 2022 Game-By-Game

Opponent	Att.	Yds	Avg.	TDs	Long	Rec	Yds	TDs
Pitt	16	71	4.4	0	23	2	-7	0
Kansas	16	59	3.7	0	9	0	0	0
Towson	17	104	6.1	2	25	0	0	0
Virginia Tech	9	38	4.2	0	18	0	0	0
Texas	12	24	2.0	1	5	1	6	0
Baylor	22	163	7.4	2	37	1	9	0
Texas Tech								
TCU								
Iowa St.								
Oklahoma								
Kansas St.								
Oklahoma St.								
<b>Totals</b>	<b>92</b>	<b>476</b>	<b>5.0</b>	<b>5</b>	<b>37</b>	<b>4</b>	<b>8</b>	<b>0</b>

#### Mathis Jr.'s Rushing Statistics

Year	Games	Att.	Yards	Avg.	TD	Long
2022	6	92	476	5.0	5	37
2021	11	72	312	4.3	0	45
2020	6	18	55	3.1	1	8
2019	4	3	15	5.0	0	8
<b>Totals</b>	<b>27</b>	<b>185</b>	<b>841</b>	<b>4.5</b>	<b>6</b>	<b>45</b>

#### Mathis Jr.'s Receiving Statistics

Year	Games	No.	Yards	Avg.	TD	Long
2022	6	4	8	2.0	0	9
2021	11	7	29	4.1	0	9
2020	6	0	0	0	0	0
2019	4	3	16	5.3	1	9
<b>Totals</b>	<b>27</b>	<b>14</b>	<b>53</b>	<b>3.8</b>	<b>1</b>	<b>9</b>



**TE, 6-5, 255, R-Jr.**  
Fenwick  
Glen Ellyn, Ill.

**87 MIKE O'LAUGHLIN**


- Has played in 30 career games with 18 starts
- Tallied season bests in catches (3) and yards (33) at Virginia Tech
- Lone catch at Pitt went for 32 yards
- John Mackey Award Watch List
- Preseason All-Big 12 Third Team (Phil Steele)

#### 2022 Game-By-Game

Opponent	No.	Yards	Avg.	TDs	Long
Pitt	1	32	32.0	0	32
Kansas			DNP		
Towson	1	1	1.0	0	1
Virginia Tech	3	33	11.0	0	14
Texas	0	0	0	0	0
Baylor			DNP		
Texas Tech					
TCU					
Iowa St.					
Oklahoma					
Kansas St.					
Oklahoma St.					
<b>Totals</b>	<b>5</b>	<b>66</b>	<b>13.2</b>	<b>0</b>	<b>32</b>

#### O'Laughlin's Receiving Statistics

Year	Games	No.	Yards	Avg.	TD	Long
2022	4	5	66	13.2	0	32
2021	5	11	65	5.9	0	11
2020	9	15	137	9.1	1	34
2019	12	6	24	4.0	0	8
<b>Totals</b>	<b>30</b>	<b>37</b>	<b>292</b>	<b>7.9</b>	<b>1</b>	<b>34</b>



**TE, 6-4, 256, R-Sr.**  
Colorado State  
Denton, Texas

**88 BRIAN POLENDEY**

- Has played in six career games with four starts
- Hauled in his first catch of the season vs. Baylor
- Made his Mountaineer debut at Pitt and earned his first WVU start against the Panthers

#### 2022 Game-By-Game

Opponent	No.	Yards	Avg.	TDs	Long
Pitt	0	0	0	0	0
Kansas	0	0	0	0	0
Towson	0	0	0	0	0
Virginia Tech	0	0	0	0	0
Texas	0	0	0	0	0
Baylor	1	6	6.0	0	6
Texas Tech					
TCU					
Iowa St.					
Oklahoma					
Kansas St.					
Oklahoma St.					
<b>Totals</b>	<b>1</b>	<b>6</b>	<b>6.0</b>	<b>0</b>	<b>6</b>

#### Polendey's Receiving Statistics

Year	Games	No.	Yards	Avg.	TD	Long
2022	6	1	6	6.0	0	6



**WR, 6-4, 211, So.**  
Northwest  
Montgomery Village, Md.

**3 KADEN PRATHER**

- Has played in 18 career games with nine starts
- Has one 100-yard game in his career
- Has tallied six or more catches in five consecutive games
- Has scored in back-to-back games and three of the last four
- Tied his career high in catches (8), and set a career high in receiving yards (109) against Baylor
- Also found the end zone for the second consecutive game vs. the Bears
- Set a new career high for receptions (8) and tallied his second career touchdown at Texas
- Finished with six catches for the third consecutive week and led the team with 69 receiving yards at Virginia Tech
- Tallied six catches and scored his first career touchdown against Towson
- Set a new career high for receiving yards (79) against Kansas

#### 2022 Game-By-Game

Opponent	No.	Yards	Avg.	TDs	Long
Pitt	2	21	10.5	0	23
Kansas	6	79	13.2	0	25
Towson	6	51	8.5	1	20
Virginia Tech	6	69	11.5	0	16
Texas	8	40	5.0	1	10
Baylor	8	109	13.6	1	24
Texas Tech					
TCU					
Iowa St.					
Oklahoma					
Kansas St.					
Oklahoma St.					
<b>Totals</b>	<b>36</b>	<b>369</b>	<b>10.3</b>	<b>3</b>	<b>25</b>

#### Prather's Receiving Statistics

Year	Games	No.	Yards	Avg.	TD	Long
2022	6	36	369	10.3	3	25
2021	12	12	175	14.6	0	32
<b>Totals</b>	<b>18</b>	<b>48</b>	<b>544</b>	<b>11.3</b>	<b>3</b>	<b>32</b>



**WR, 5-10, 187, So.**  
Boyle County  
Danville, Ky.

**15 REESE SMITH**

- Has played in 29 career games with four starts
- Reeled in a 30-yard catch vs. Baylor, tying his season long
- Caught three passes for 21 yards at Texas
- Lone reception at Virginia Tech went for 27 yards
- Hauled in three catches for 35 yards against Towson

#### 2022 Game-By-Game

Opponent	No.	Yards	Avg.	TDs	Long
Pitt	2	10	5.0	0	9
Kansas	1	1	1.0	0	1
Towson	3	35	11.7	0	30
Virginia Tech	1	27	27.0	0	27
Texas	3	21	7.0	0	9
Baylor	1	30	30.0	0	30
Texas Tech					
TCU					
Iowa St.					
Oklahoma					
Kansas St.					
Oklahoma St.					
<b>Totals</b>	<b>11</b>	<b>124</b>	<b>11.3</b>	<b>0</b>	<b>30</b>

#### Smith's Receiving Statistics

Year	Games	No.	Yards	Avg.	TD	Long
2022	6	11	124	11.3	0	30
2021	13	12	124	10.3	1	20
2020	10	11	128	11.6	0	39
<b>Totals</b>	<b>29</b>	<b>34</b>	<b>376</b>	<b>11.1</b>	<b>1</b>	<b>39</b>





CB, 5-11, 182, S-Sr.  
Colorado State  
Atlanta, Ga.

**4** RASHAD  
**AJAYI**

- Has played in six career games with six starts
- Totaled four stops, including three solos, and a pass breakup against Baylor
- Notched a pair of tackles at Virginia Tech
- Tallied six tackles, including four solos, against Kansas
- Made his Mountaineer debut and earned the start at Pitt
- Finished with two tackles and a PBU against the Panthers

#### 2022 Game-By-Game

Opponent	UT/AT/TT	TFL	Sacks	FF	FR	Int	PBU
Pitt	2/0/2	0	0	0	0	0	1
Kansas	4/2/6	0	0	0	0	0	0
Towson	1/0/1	0	0	0	0	0	0
Virginia Tech	2/0/2	0	0	0	0	0	0
Texas	1/0/1	0	0	0	0	0	0
Baylor	3/1/4	0	0	0	0	0	1
Texas Tech							
TCU							
Iowa St.							
Oklahoma							
Kansas St.							
Oklahoma St.							
<b>Totals</b>	<b>13/3/16</b>	<b>0</b>	<b>0</b>	<b>0</b>	<b>0</b>	<b>0</b>	<b>2</b>

#### Ajayi's Defensive Statistics

Year	GP	T/A/TT	TFL	Sacks	INT	PB	FF	FR
2022	6	13/3/16	0	0	0	2	0	0



DL, 6-4, 255, R-Sr.  
Copiah-Lincoln CC  
Lumberton, N.C.

**12** TAIJAH  
**ALSTON**


- Has played in 22 career games with 14 starts
- Ranks No. 1 in the Big 12 and No. 9 nationally in forced fumbles (0.33)
- Tallied his first sack of the year as part of a three-tackle showing at Virginia Tech
- Forced a fumble for the second consecutive game to go along with two tackles, including a TFL, against Towson
- Posted three tackles and forced a fumble against Kansas
- East-West Shrine Bowl Watch List
- Preseason All-Big 12 Fourth Team (Athlon Sports)

#### 2022 Game-By-Game

Opponent	UT/AT/TT	TFL	Sacks	FF	FR	Int	PBU
Pitt	0/2/2	0	0	0	0	0	0
Kansas	1/2/3	0	0	1	0	0	0
Towson	1/1/2	1.0/5	0	1	0	0	0
Virginia Tech	3/0/3	1.0/6	1.0/6	0	0	0	0
Texas	0/0/0	0	0	0	0	0	0
Baylor	0/0/0	0	0	0	0	0	0
Texas Tech							
TCU							
Iowa St.							
Oklahoma							
Kansas St.							
Oklahoma St.							
<b>Totals</b>	<b>5/5/10</b>	<b>2.0/11</b>	<b>1.0/6</b>	<b>2</b>	<b>0</b>	<b>0</b>	<b>0</b>

#### Alston's Defensive Statistics

Year	GP	T/A/TT	TFL	Sacks	INT	PB	FF	FR
2022	6	5/5/10	2.0/11	1.0/6	0	0	2	0
2021	13	23/14/37	11.0/48	5.0/26	0	0	1	0
2020	1	1/0/1	0	0	0	0	1	0
2019	2	1/0/1	1.0/7	1.0/7	0	0	0	0
<b>Totals</b>	<b>22</b>	<b>30/19/49</b>	<b>14.0/71</b>	<b>7.0/39</b>	<b>0</b>	<b>0</b>	<b>4</b>	<b>0</b>



LB, 6-1, 228, So.  
Miami  
Pennsauken, N.J.

**18** TIREK  
**AUSTIN-CAVE**

- Has played in four career games
- Made his Mountaineer debut vs. Towson

#### 2022 Game-By-Game

Opponent	UT/AT/TT	TFL	Sacks	FF	FR	Int	PBU
Pitt			DNP				
Kansas			DNP				
Towson	0/0/0	0	0	0	0	0	0
Virginia Tech	0/1/1	0	0	0	0	0	0
Texas	0/0/0	0	0	0	0	0	0
Baylor	0/0/0	0	0	0	0	0	0
Texas Tech							
TCU							
Iowa St.							
Oklahoma							
Kansas St.							
Oklahoma St.							
<b>Totals</b>	<b>0/1/1</b>	<b>0</b>	<b>0</b>	<b>0</b>	<b>0</b>	<b>0</b>	<b>0</b>

#### Austin-Cave's Defensive Statistics

Year	GP	T/A/TT	TFL	Sacks	INT	PB	FF	FR
2022	4	0/1/1	0	0	0	0	0	0



**BAN, 6-2, 235, R-So.**  
Collins Hill (Ga.)  
Miami, Fla.

**10 JARED BARTLETT**

- Has played in 32 career games with nine starts
- Has two multi-sack games in his career
- Finished with a pair of solo stops at Virginia Tech
- Totaled a career-best six tackles, including 1.5 sacks at Pitt
- Preseason All-Big 12 Fourth Team (Phil Steele)
- 2022 Iron Mountaineer Award

#### 2022 Game-By-Game

Opponent	UT/AT/TT	TFL	Sacks	FF	FR	Int	PBU
Pitt	3/3/6	1.5/13	1.5/13	0	0	0	0
Kansas	1/0/1	0	0	0	0	0	0
Towson		DNP					
Virginia Tech	2/0/2	0	0	0	0	0	0
Texas	0/0/0	0	0	0	0	0	0
Baylor	0/1/1	0	0	0	0	0	0
Texas Tech							
TCU							
Iowa St.							
Oklahoma							
Kansas St.							
Oklahoma St.							
<b>Totals</b>	<b>6/4/10</b>	<b>1.5/13</b>	<b>1.5/13</b>	<b>0</b>	<b>0</b>	<b>0</b>	<b>0</b>

#### Bartlett's Defensive Statistics

Year	GP	T/A/TT	TFL	Sacks	INT	PB	FF	FR
2022	5	6/4/10	1.5/13	1.5/13	0	0	0	0
2021	13	15/16/31	6.0/32	3.5/25	0	0	1	1
2020	10	11/8/19	5.5/29	3.5/22	0	1	1	0
2019	4	5/4/9	0	0	0	0	0	0
<b>Totals</b>	<b>32</b>	<b>37/32/69</b>	<b>13.0/74</b>	<b>8.5/60</b>	<b>0</b>	<b>1</b>	<b>2</b>	<b>1</b>



**S, 5-11, 201, So.**  
Auburndale  
Oakridge, Fla.

**2 AUBREY BURKS**

- Has played in 11 career games with five starts
- Has totaled at least six tackles in four games this season
- Tallied six tackles for the second consecutive game, intercepted the first pass of his career and registered his first career fumble recovery against Baylor
- Finished with six tackles, including five solo stops, at Texas
- Posted two tackles at Virginia Tech
- Matched his career high in tackles against Kansas, with six
- Earned his first career start at Pitt and finished with a career-high six tackles

#### 2022 Game-By-Game

Opponent	UT/AT/TT	TFL	Sacks	FF	FR	Int	PBU
Pitt	4/2/6	0	0	0	0	0	0
Kansas	4/2/6	0	0	0	0	0	0
Towson		DNP					
Virginia Tech	2/0/2	0	0	0	0	0	0
Texas	5/1/6	0	0	0	0	0	0
Baylor	3/3/6	0	0	1	0	1/6	0
Texas Tech							
TCU							
Iowa St.							
Oklahoma							
Kansas St.							
Oklahoma St.							
<b>Totals</b>	<b>18/8/26</b>	<b>0</b>	<b>0</b>	<b>1</b>	<b>0</b>	<b>1/6</b>	<b>0</b>

#### Burks' Defensive Statistics

Year	GP	T/A/TT	TFL	Sacks	INT	PB	FF	FR
2022	5	18/8/26	0	0	1/6	0	1	0
2021	6	2/0/2	0	0	0	0	0	0
<b>Totals</b>	<b>11</b>	<b>20/8/28</b>	<b>0</b>	<b>0</b>	<b>1/6</b>	<b>0</b>	<b>1</b>	<b>0</b>



**BAN, 6-1, 245, So.**  
De Smet Jesuit  
St. Louis, Mo.

**44 LANELL CARR**

- Has played in 23 career games with four starts
- Tallied four tackles, with a career-best 1.5 TFLs, at Texas
- Finished with two stops vs. Towson, including his first career tackle for loss

#### 2022 Game-By-Game

Opponent	UT/AT/TT	TFL	Sacks	FF	FR	Int	PBU
Pitt	0/0/0	0	0	0	0	0	0
Kansas	1/0/1	0	0	0	0	0	0
Towson	1/1/2	1.0/1	0	0	0	0	0
Virginia Tech	0/0/0	0	0	0	0	0	0
Texas	1/2/3	1.5/3	0	0	0	0	0
Baylor	1/0/1	0	0	0	0	0	0
Texas Tech							
TCU							
Iowa St.							
Oklahoma							
Kansas St.							
Oklahoma St.							
<b>Totals</b>	<b>4/3/7</b>	<b>2.5/4</b>	<b>0</b>	<b>0</b>	<b>0</b>	<b>0</b>	<b>0</b>

#### Carr's Defensive Statistics

Year	GP	T/A/TT	TFL	Sacks	INT	PB	FF	FR
2022	6	4/3/7	2.5/4	0	0	0	0	0
2021	10	2/2/4	0	0	0	0	0	0
2020	7	1/0/1	0	0	0	0	0	0
<b>Totals</b>	<b>23</b>	<b>7/5/12</b>	<b>2.5/4</b>	<b>0</b>	<b>0</b>	<b>0</b>	<b>0</b>	<b>0</b>





**SPEAR, 6-1, 204, S-Sr.**  
North Dakota State  
Kansas City, Mo.

**7 JASIR COX**

- Has played in six career games with one start
- Ranks No. 1 in the Big 12 and No. 3 nationally in fumble recoveries (2)
- Registered four tackles, assisted on a TFL and recovered two fumbles against Baylor; first fumble recovery of the game was returned 65 yards for a TD
- Six-tackle day at Texas included 1.0 TFL; also assisted on a sack against the Longhorns
- Finished with three or more tackles for the third consecutive game at Virginia Tech
- Totaled three stops against Towson
- Tallied five tackles, including his first TFL at WVU, against Kansas
- Made his Mountaineer debut and earned the start at Pitt; finished the game with a pair of assisted stops
- East-West Shrine Bowl Watch List

#### 2022 Game-By-Game

Opponent	UT/AT/TT	TFL	Sacks	FF	FR	Int	PBU
Pitt	0/2/2	0	0	0	0	0	0
Kansas	3/2/5	1.0/3	0	0	0	0	0
Towson	1/2/3	0	0	0	0	0	0
Virginia Tech	2/1/3	0	0	0	0	0	0
Texas	3/3/6	1.0/6	0.5/5	0	0	0	0
Baylor	2/2/4	0.5/0	0	0	2	0	1
Texas Tech							
TCU							
Iowa St.							
Oklahoma							
Kansas St.							
Oklahoma St.							
<b>Totals</b>	<b>11/12/23</b>	<b>2.5/9</b>	<b>0.5/5</b>	<b>0</b>	<b>2</b>	<b>0</b>	<b>1</b>

#### Cox's Defensive Statistics

Year	GP	T/A/TT	TFL	Sacks	INT	PB	FF	FR
2022	6	11/12/23	2.5/9	0.5/5	0	1	0	2



**LB, 6-2, 220, R-So.**  
Penn State  
Oak Park, Mich.

**5 LANCE DIXON**

- Has played in 16 career games with nine starts
- Has one 10-plus tackle game in his WVU career
- Posted four tackles against Baylor (three solo)
- Tallied seven tackles (five solo) against Kansas
- Made five stops at Pitt
- Preseason All-Big 12 Third Team (Phil Steele)

#### 2022 Game-By-Game

Opponent	UT/AT/TT	TFL	Sacks	FF	FR	Int	PBU
Pitt	2/3/5	0	0	0	0	0	0
Kansas	5/2/7	0	0	0	0	0	0
Towson	0/1/1	0	0	0	0	0	0
Virginia Tech	0/1/1	0	0	0	0	0	0
Texas	1/0/1	0	0	0	0	0	0
Baylor	3/1/4	0	0	0	0	0	0
Texas Tech							
TCU							
Iowa St.							
Oklahoma							
Kansas St.							
Oklahoma St.							
<b>Totals</b>	<b>11/8/19</b>	<b>0</b>	<b>0</b>	<b>0</b>	<b>0</b>	<b>0</b>	<b>0</b>

#### Dixon's Defensive Statistics

Year	GP	T/A/TT	TFL	Sacks	INT	PB	FF	FR
2022	6	11/8/19	0	0	0	0	0	0
2021	10	24/12/36	1.0/1	0	0	1	0	0
<b>Totals</b>	<b>16</b>	<b>35/20/55</b>	<b>1.0/1</b>	<b>0</b>	<b>0</b>	<b>1</b>	<b>0</b>	<b>0</b>



**S, 6-0, 194, R-Jr.**  
Murray State  
Louisville, Ky.

**24 MARCIS FLOYD**

- Has started all six games in his first season at WVU
- Registered four tackles against Baylor
- Made six tackles (five solo) at Texas
- Posted three stops and a pass breakup at Virginia Tech, his third consecutive game with a PBU
- Tallied three tackles (two solos) and a pass breakup vs. Towson
- Finished with seven tackles and a PBU against Kansas
- Made his Mountaineer debut and his first WVU start at Pitt; tallied six tackles (four solo) against the Panthers

#### 2022 Game-By-Game

Opponent	UT/AT/TT	TFL	Sacks	FF	FR	Int	PBU
Pitt	4/2/6	0	0	0	0	0	0
Kansas	4/3/7	0	0	0	0	0	1
Towson	2/1/3	0	0	0	0	0	1
Virginia Tech	3/0/3	0	0	0	0	0	1
Texas	5/1/6	0	0	0	0	0	0
Baylor	2/2/4	0	0	0	0	0	0
Texas Tech							
TCU							
Iowa St.							
Oklahoma							
Kansas St.							
Oklahoma St.							
<b>Totals</b>	<b>20/9/29</b>	<b>0</b>	<b>0</b>	<b>0</b>	<b>0</b>	<b>0</b>	<b>3</b>

#### Floyd's Defensive Statistics

Year	GP	T/A/TT	TFL	Sacks	INT	PB	FF	FR
2022	6	20/9/29	0	0	0	3	0	0



DL, 6-3, 310, Jr.  
Navarre  
Navarre, Fla.

**95 JORDAN JEFFERSON**


- Has played in 36 career games with 11 starts
- Tallied five tackles and assisted on a TFL at Texas
- Four-tackle outing at Virginia Tech included a tackle for loss
- Finished with two tackles for loss, including a sack, and a pass breakup against Towson
- Made two stops, including a share of a TFL, at Pitt
- Preseason All-Big 12 Fourth Team (Athlon Sports)

#### 2022 Game-By-Game

Opponent	UT/AT/TT	TFL	Sacks	FF	FR	Int	PBU
Pitt	1/1/2	0.5/0	0	0	0	0	0
Kansas	0/0/0	0	0	0	0	0	1
Towson	2/0/2	2.0/4	1.0/3	0	0	0	1
Virginia Tech	0/4/4	1.0/1	0	0	0	0	0
Texas	2/3/5	0.5/0	0	0	0	0	0
Baylor	1/1/2	0	0	0	0	0	0
Texas Tech							
TCU							
Iowa St.							
Oklahoma							
Kansas St.							
Oklahoma St.							
<b>Totals</b>	<b>6/9/15</b>	<b>4.0/5</b>	<b>1.0/3</b>	<b>0</b>	<b>0</b>	<b>0</b>	<b>2</b>

#### Jefferson's Defensive Statistics

Year	GP	T/A/TT	TFL	Sacks	INT	PB	FF	FR
2022	6	6/9/15	4.0/5	1.0/3	0	2	0	0
2021	13	7/10/17	4.0/9	0.5/3	0	1	0	0
2020	6	0/1/1	0	0	0	0	0	0
2019	11	3/2/5	1.0/1	0	0	1	0	1
<b>Totals</b>	<b>36</b>	<b>16/22/38</b>	<b>9.0/15</b>	<b>1.5/6</b>	<b>0</b>	<b>4</b>	<b>0</b>	<b>1</b>



LB, 6-1, 230, Jr.  
East Mississippi CC  
Winston-Salem, N.C.

**8 LEE KPOGBA**


- Has started all six games in his first season at WVU
- Ranks No. 5 in the Big 12 in fumbles recovered (1)
- Also ranks No. 14 in the league in total tackles (6.3)
- Has led the team in tackles in four of six games this year
- Has at least six tackles and a TFL in three consecutive games
- Registered seven tackles, including six solo stops and a sack, against Baylor
- Finished with seven tackles, including his first career sack, at Texas
- Led the team with six tackles, including his first career TFL, at Virginia Tech
- Tallied a six-tackle effort against Kansas
- Made his Mountaineer debut and started at Pitt
- Led the team with a career-high 10 tackles and a fumble recovery against the Panthers

#### 2022 Game-By-Game

Opponent	UT/AT/TT	TFL	Sacks	FF	FR	Int	PBU
Pitt	5/5/10	0	0	0	1	0	0
Kansas	2/4/6	0	0	0	0	0	0
Towson	1/1/2	0	0	0	0	0	0
Virginia Tech	1/5/6	1.0/2	0	0	0	0	0
Texas	1/6/7	1.0/6	1.0/6	0	0	0	0
Baylor	6/1/7	1.0/4	1.0/4	0	0	0	0
Texas Tech							
TCU							
Iowa St.							
Oklahoma							
Kansas St.							
Oklahoma St.							
<b>Totals</b>	<b>16/22/38</b>	<b>3.0/12</b>	<b>2.0/10</b>	<b>0</b>	<b>1</b>	<b>0</b>	<b>0</b>

#### Kpogba's Defensive Statistics

Year	GP	T/A/TT	TFL	Sacks	INT	PB	FF	FR
2022	6	16/22/38	3.0/12	2.0/10	0	1	0	0



LB, 6-0, 214, R-Sr.  
Greater Johnstown Area  
Johnstown, Pa.

**6 EXREE LOE**

- Has played in 48 career games with 15 starts
- Registered four tackles against Baylor
- Posted a season-best four tackles, including three solo stops, at Texas
- Tallied three tackles at Virginia Tech
- Finished with three stops against Kansas
- Made two tackles and tallied a pass breakup at Pitt


#### 2022 Game-By-Game

Opponent	UT/AT/TT	TFL	Sacks	FF	FR	Int	PBU
Pitt	1/1/2	0	0	0	0	0	1
Kansas	1/2/3	0	0	0	0	0	0
Towson	1/1/2	0	0	0	0	0	0
Virginia Tech	3/0/3	0	0	0	0	0	0
Texas	3/1/4	0	0	0	0	0	0
Baylor	3/1/4	0	0	0	0	0	0
Texas Tech							
TCU							
Iowa St.							
Oklahoma							
Kansas St.							
Oklahoma St.							
<b>Totals</b>	<b>12/6/18</b>	<b>0</b>	<b>0</b>	<b>0</b>	<b>0</b>	<b>0</b>	<b>1</b>

#### Loe's Defensive Statistics

Year	GP	T/A/TT	TFL	Sacks	INT	PB	FF	FR
2022	6	12/6/18	0	0	0	1	0	0
2021	10	26/12/38	0	0	0	0	1	0
2020	9	27/19/46	2/3	0	0	1	1	0
2019	12	25/15/40	3.5/4	1/6	0	2	0	1
2018	11	5/3/8	3/11	0	0	0	1	2
<b>Totals</b>	<b>48</b>	<b>95/55/150</b>	<b>8.5/18</b>	<b>1/6</b>	<b>0</b>	<b>4</b>	<b>3</b>	<b>3</b>





**SPEAR, 6-1, 194, R-Fr.**  
Cocoa  
Melbourne, Fla.

**27 DAVIS MALLINGER**

- Has played in 10 career games with two starts
- Finished with three tackles against Baylor
- Talled his second sack of the season as part of a five-tackle day against Towson
- Earned his first career start vs. Kansas and finished the game with a tackle
- Made a pair of tackles, including his first career sack, at Pitt

#### 2022 Game-By-Game

Opponent	UT/AT/TT	TFL	Sacks	FF	FR	Int	PBU
Pitt	2/0/2	1.0/3	1.0/3	0	0	0	0
Kansas	0/1/1	0	0	0	0	0	0
Towson	3/2/5	1.0/10	1.0/10	0	0	0	0
Virginia Tech	0/1/1	0	0	0	0	0	0
Texas	0/0/0	0	0	0	0	0	0
Baylor	2/1/3	0	0	0	0	0	0
Texas Tech							
TCU							
Iowa St.							
Oklahoma							
Kansas St.							
Oklahoma St.							
<b>Totals</b>	<b>7/5/12</b>	<b>2.0/13</b>	<b>2.0/13</b>	<b>0</b>	<b>0</b>	<b>0</b>	<b>0</b>

#### Mallingner's Defensive Statistics

Year	GP	T/A/TT	TFL	Sacks	INT	PB	FF	FR
2022	6	7/5/12	2.0/13	2.0/13	0	0	0	0
2021	4	2/0/2	0	0	0	0	0	0
<b>Totals</b>	<b>10</b>	<b>9/5/14</b>	<b>2.0/13</b>	<b>2.0/13</b>	<b>0</b>	<b>0</b>	<b>0</b>	<b>0</b>



**DL, 6-5, 288, So.**  
Bluefield  
Bluefield, W.Va.

**91 SEAN MARTIN**

- Has played in 24 career games with four starts
- Career night vs. Baylor featured six tackles, including a sack, 1.5 tackles for loss and a forced fumble
- Posted four tackles at Texas
- Assisted on a pair of tackles at Virginia Tech
- Earned his first career start against Towson; posted one assisted stop in the game
- Talled a pair of TFLs against Kansas as part of a four-tackle day
- Finished with two stops, including the first sack of his career, at Pitt

#### 2022 Game-By-Game

Opponent	UT/AT/TT	TFL	Sacks	FF	FR	Int	PBU
Pitt	2/0/2	1.0/6	1.0/6	0	0	0	0
Kansas	4/0/4	2.0/3	0	0	0	0	0
Towson	0/1/1	0	0	0	0	0	0
Virginia Tech	0/2/2	0	0	0	0	0	0
Texas	1/3/4	0	0	0	0	0	0
Baylor	2/4/6	1.5/10	1.0/9	1	0	0	0
Texas Tech							
TCU							
Iowa St.							
Oklahoma							
Kansas St.							
Oklahoma St.							
<b>Totals</b>	<b>9/10/19</b>	<b>4.5/19</b>	<b>2.0/15</b>	<b>1</b>	<b>0</b>	<b>0</b>	<b>0</b>

#### Martin's Defensive Statistics

Year	GP	T/A/TT	TFL	Sacks	INT	PB	FF	FR
2022	6	9/10/19	4.5/19	2.0/15	0	0	1	0
2021	13	5/11/16	0	0	0	0	0	0
2020	5	0/0/0	0	0	0	0	0	0
<b>Totals</b>	<b>24</b>	<b>14/21/35</b>	<b>4.5/19</b>	<b>2.0/15</b>	<b>0</b>	<b>0</b>	<b>1</b>	<b>0</b>



**CB, 5-11, 200, R-Sr.**  
JMU  
Silver Spring, Md.

**11 WESLEY MCCORMICK**

- Has played in six career games with four starts
- Earned his first career WVU start against Towson and finished the contest with four solo tackles
- Made his Mountaineer debut at Pitt, tallying two tackles and a pass breakup

#### 2022 Game-By-Game

Opponent	UT/AT/TT	TFL	Sacks	FF	FR	Int	PBU
Pitt	1/1/2	0	0	0	0	0	1
Kansas	0/1/1	0	0	0	0	0	1
Towson	4/0/4	0	0	0	0	0	0
Virginia Tech	0/1/1	0	0	0	0	0	0
Texas	1/0/1	0	0	0	0	0	0
Baylor	1/0/1	0	0	0	0	0	0
Texas Tech							
TCU							
Iowa St.							
Oklahoma							
Kansas St.							
Oklahoma St.							
<b>Totals</b>	<b>7/3/10</b>	<b>0</b>	<b>0</b>	<b>0</b>	<b>0</b>	<b>0</b>	<b>2</b>

#### McCormick's Defensive Statistics

Year	GP	T/A/TT	TFL	Sacks	INT	PB	FF	FR
2022	6	7/3/10	0	0	0	2	0	0



S, 6-1, 210, R-So.  
Jones County JC  
Friendship, Miss.

**13** **HERSHEY**  
**MCLAURIN**

- Has played in six career games with one start
- Registered five tackles and his first career TFL vs. Baylor
- Finished with four tackles at Texas
- Earned his first career WVU start against Towson and tallied four stops against the Tigers
- Posted a team-high eight tackles against Kansas
- Made his Mountaineer debut at Pitt; finished the game with a pair of tackles

#### 2022 Game-By-Game

Opponent	UT/AT/TT	TFL	Sacks	FF	FR	Int	PBU
Pitt	2/0/2	0	0	0	0	0	0
Kansas	2/6/8	0	0	0	0	0	0
Towson	2/2/4	0	0	0	0	0	0
Virginia Tech	1/0/1	0	0	0	0	0	0
Texas	3/1/4	0	0	0	0	0	0
Baylor	4/1/5	1.0/1	0	0	0	0	0
Texas Tech							
TCU							
Iowa St.							
Oklahoma							
Kansas St.							
Oklahoma St.							
<b>Totals</b>	<b>14/10/24</b>	<b>1.0/1</b>	<b>0</b>	<b>0</b>	<b>0</b>	<b>0</b>	<b>0</b>

#### McLaurin's Defensive Statistics

Year	GP	T/A/TT	TFL	Sacks	INT	PB	FF	FR
2022	6	14/10/24	1.0/1	0	0	0	0	0



DB, 5-11, 180, Fr.  
American Heritage  
Fort Lauderdale, Fla.

**28** **JACOLBY**  
**SPELLS**

- Has played in five career games
- Posted four stops and returned a blocked PAT for a defensive extra point
- His return of the blocked PAT was the first in school history
- Tallied his first career interception and returned it 27 yards for a touchdown at Virginia Tech
- Finished with three tackles vs. Towson
- Made his Mountaineer debut against Kansas

#### 2022 Game-By-Game

Opponent	UT/AT/TT	TFL	Sacks	FF	FR	Int	PBU
Pitt			DNP				
Kansas	0/0/0	0	0	0	0	0	0
Towson	2/1/3	0	0	0	0	0	0
Virginia Tech	0/0/0	0	0	0	0	1	0
Texas	1/0/1	0	0	0	0	0	0
Baylor	2/2/4	0	0	0	0	0	0
Texas Tech							
TCU							
Iowa St.							
Oklahoma							
Kansas St.							
Oklahoma St.							
<b>Totals</b>	<b>5/3/8</b>	<b>0</b>	<b>0</b>	<b>0</b>	<b>0</b>	<b>1</b>	<b>0</b>

#### Spells' Defensive Statistics

Year	GP	T/A/TT	TFL	Sacks	INT	PB	FF	FR
2022	5	5/3/8	0	0	1	0	0	0



DL, 6-4, 290, S-Sr.  
Fairmont Senior  
Fairmont, W.Va.

**55** **DANTE**  
**STILLS**

- Has played in 53 career games, including 31 starts
- Tied for No. 1 in program history in career TFLs (47.5) and tied for No. 6 in sacks (21.5)
- Made four tackles and tied the program record for career TFLs, with one, against Baylor
- Also blocked an extra point against the Bears
- Made his 30th career start and assisted on a pair of tackles at Texas
- Notched a sack against Towson
- Tallied six tackles, including two TFLs (1.5 sacks), and a forced fumble at Pitt
- Preseason All-America Second Team (Lindy's, Phil Steele)
- Preseason All-America Third Team (Athlon Sports)
- Preseason 2022 All-Big First Team (Big 12 Media, Lindy's, Athlon Sports, Phil Steele)
- Bronco Nagurski Trophy Watch List
- Chuck Bednarik Award Watch List
- Lombardi Award Watch List
- Outland Trophy Watch List
- Reese's Senior Bowl Watch List
- East-West Shrine Bowl Watch List
- 2021 All-Big 12 First Team (AP, Coaches, Phil Steele)
- Team leader in career sacks (20.5) and TFLs (47.5)

#### 2022 Game-By-Game

Opponent	UT/AT/TT	TFL	Sacks	FF	FR	Int	PBU
Pitt	2/4/6	2.0/18	1.5/17	1	0	0	0
Kansas	0/1/1	0	0	0	0	0	0
Towson	1/0/1	1.0/4	1.0/4	0	0	0	0
Virginia Tech	0/1/1	0	0	0	0	0	0
Texas	0/2/2	0	0	0	0	0	0
Baylor	3/1/4	1.0/4	0	0	0	0	0
Texas Tech							
TCU							
Iowa St.							
Oklahoma							
Kansas St.							
Oklahoma St.							
<b>Totals</b>	<b>6/8/14</b>	<b>4.0/26</b>	<b>2.5/21</b>	<b>1</b>	<b>0</b>	<b>0</b>	<b>0</b>

#### Stills' Defensive Statistics

Year	GP	T/A/TT	TFL	Sacks	INT	PB	FF	FR
2022	6	6/8/14	4.0/26	2.5/21	0	0	1	0
2021	13	29/7/36	15.0/70	7.0/52	1	1	1	0
2020	10	15/20/35	10.5/42	2.0/17	0	2	0	1
2019	12	14/10/24	11.5/59	7.0/49	0	1	1	0
2018	12	13/3/16	6.5/35	3.0/24	0	0	2	0
<b>Totals</b>	<b>53</b>	<b>77/49/196</b>	<b>47.5/232</b>	<b>21.5/163</b>	<b>1</b>	<b>4</b>	<b>5</b>	<b>1</b>





DL, 6-2, 278, R-So.  
Indian Hill  
Cincinnati, Ohio

**52** JALEN THORNTON

- Has played in 24 career games

#### 2022 Game-By-Game

Opponent	UT/AT/TT	TFL	Sacks	FF	FR	Int	PBU
Pitt			DNP				
Kansas			DNP				
Towson			DNP				
Virginia Tech	0/0/0	0	0	0	0	0	0
Texas			DNP				
Baylor	0/0/0	0	0	0	0	0	0
Texas Tech							
TCU							
Iowa St.							
Oklahoma							
Kansas St.							
Oklahoma St.							
<b>Totals</b>	<b>0/0/0</b>	<b>0</b>	<b>0</b>	<b>0</b>	<b>0</b>	<b>0</b>	<b>0</b>

#### Thornton's Defensive Statistics

Year	GP	T/A/TT	TFL	Sacks	INT	PB	FF	FR
2022	2	0/0/0	0	0	0	0	0	0
2021	12	3/0/3	0	0	0	0	0	0
2020	10	0/5/5	0	0	0	0	0	0
<b>Totals</b>	<b>24</b>	<b>3/5/8</b>	<b>0</b>	<b>0</b>	<b>0</b>	<b>0</b>	<b>0</b>	<b>0</b>



DL, 6-3, 281, So.  
French Finnish School of Helsinki  
Helsinki, Finland

**96** EDWARD VESTERINEN

- Has played in 14 career games
- Assisted on a TFL and a sack at Texas
- Tallied two solo stops, including a TFL, against Towson

#### 2022 Game-By-Game

Opponent	UT/AT/TT	TFL	Sacks	FF	FR	Int	PBU
Pitt	0/1/1	0	0	0	0	0	0
Kansas	0/1/1	0	0	0	0	0	0
Towson	2/0/2	1.0/1	0	0	0	0	0
Virginia Tech	0/0/0	0	0	0	0	0	0
Texas	0/2/2	1.0/7	0.5/6	0	0	0	0
Baylor	0/0/0	0	0	0	0	0	0
Texas Tech							
TCU							
Iowa St.							
Oklahoma							
Kansas St.							
Oklahoma St.							
<b>Totals</b>	<b>2/4/6</b>	<b>2.0/8</b>	<b>0.5/6</b>	<b>0</b>	<b>0</b>	<b>0</b>	<b>0</b>

#### Vesterinen's Defensive Statistics

Year	GP	T/A/TT	TFL	Sacks	INT	PB	FF	FR
2022	6	2/4/6	2.0/8	0.5/6	0	0	0	0
2021	8	1/6/7	0.5/1	0.5/1	0	0	0	0
<b>Totals</b>	<b>14</b>	<b>3/10/13</b>	<b>2.5/9</b>	<b>1.0/7</b>	<b>0</b>	<b>0</b>	<b>0</b>	<b>0</b>



CB, 6-2, 178, R-Fr.  
Massillon Washington  
Massillon, Ohio

**20** ANDREW WILSON-LAMP

- Has played in 10 career games
- Matched his career high in tackles for the second straight game vs. Baylor, with two
- Tallied a career-best two tackles and his first PBU at Texas

#### 2022 Game-By-Game

Opponent	UT/AT/TT	TFL	Sacks	FF	FR	Int	PBU
Pitt	0/0/0	0	0	0	0	0	0
Kansas	0/0/0	0	0	0	0	0	0
Towson	0/0/0	0	0	0	0	0	0
Virginia Tech	0/0/0	0	0	0	0	0	0
Texas	1/1/2	0	0	0	0	0	1
Baylor	1/1/2	0	0	0	0	0	0
Texas Tech							
TCU							
Iowa St.							
Oklahoma							
Kansas St.							
Oklahoma St.							
<b>Totals</b>	<b>2/2/4</b>	<b>0</b>	<b>0</b>	<b>0</b>	<b>0</b>	<b>0</b>	<b>1</b>

#### Wilson-Lamp's Defensive Statistics

Year	GP	T/A/TT	TFL	Sacks	INT	PB	FF	FR
2022	6	2/2/4	0	0	0	1	0	0
2021	4	1/0/1	0	0	0	0	0	0
<b>Totals</b>	<b>10</b>	<b>3/2/5</b>	<b>0</b>	<b>0</b>	<b>0</b>	<b>1</b>	<b>0</b>	<b>0</b>



CB, 5-11, 193, S-So.  
Illinois State  
Dallas, Texas



- Has played in 12 career games at WVU with five starts
- Preseason All-Big 12 First Team (Big 12 Media)
- Preseason All-Big 12 Second Team (Lindy's)
- Preseason All-Big 12 Third Team (Athlon Sports)
- Preseason All-Big 12 Fourth Team (Phil Steele)
- Bronco Nagurski Trophy Watch List
- East-West Shrine Bowl Watch List


#### 2022 Game-By-Game

Opponent	UT/AT/TT	TFL	Sacks	FF	FR	Int	PBU
Pitt	0/0/0	0	0	0	0	0	0
Kansas			DNP				
Towson			DNP				
Virginia Tech			DNP				
Texas			DNP				
Baylor			DNP				
Texas Tech							
TCU							
Iowa St.							
Oklahoma							
Kansas St.							
Oklahoma St.							
<b>Totals</b>	<b>0/0/0</b>	<b>0</b>	<b>0</b>	<b>0</b>	<b>0</b>	<b>0</b>	<b>0</b>

#### Woods' Defensive Statistics

Year	GP	T/A/TT	TFL	Sacks	INT	PB	FF	FR
2022	1	0/0/0	0	0	0	0	0	0
2021	11	23/8/31	2/4	0	2	6	0	2
<b>Totals</b>	<b>12</b>	<b>23/8/31</b>	<b>2/4</b>	<b>0</b>	<b>2</b>	<b>6</b>	<b>0</b>	<b>2</b>





K, 6-2, 216, R-Sr.  
Florida State  
Indian Lake, Ohio

**37 PARKER GROTHAUS**

- Has played in six games at WVU
- Averaged 61.4 yards on eight kickoffs against Baylor
- Registered six touchbacks on eight kickoffs at Virginia Tech; averaged 63.0 yards per kick
- Tallied a pair of extra points and kicked off seven times against Towson (60.7)
- Kicked off eight times for 453 yards, including three touchbacks, against Kansas
- Averaged 63.4 yards on five kickoffs (317 yards) and tallied two touchbacks at Pitt

#### 2022 Game-By-Game

Opponent	FGM/FGA	Pct.	Long	XP/XPA	Pts
Pitt	0/0	.000	0	0/0	0
Kansas	0/0	.000	0	0/0	0
Towson	0/0	.000	0	2/3	2
Virginia Tech	0/0	.000	0	0/0	0
Texas	0/0	.000	0	0/0	0
Baylor					
Texas Tech					
TCU					
Iowa St.					
Oklahoma					
Kansas St.					
Oklahoma St.					
<b>Totals</b>	<b>0/0</b>	<b>.000</b>	<b>0</b>	<b>2/3</b>	<b>2</b>

#### Grothaus' Field Goal Statistics

Year	FG/A	Pct.	1/29	30/39	40/49	50+	LG
2022	0/0	.000	0/0	0/0	0/0	0/0	0

#### Grothaus' Kickoff Statistics

Year	Kickoffs	Yards	Avg.	TB
2022	39	2,335	59.9	15



PR/KR, 5-10, 186, So.  
Navarro CC  
Natchitoches, La.

**4 JEREMIAH AARON**

- Has played in five career games
- Tallied a season-best kickoff return of 29 yards vs. Baylor
- Returned two kicks for 34 yards at Texas
- Made his Mountaineer debut against Kansas; returned a pair of kickoffs for 32 yards against the Jayhawks

#### 2022 Game-By-Game Kickoff Returns

Opponent	No.	Yards	Avg.	TDs	Long
Pitt			DNP		
Kansas	2	32	16.0	0	18
Towson	0	0	0	0	0
Virginia Tech	0	0	0	0	0
Texas	2	34	17.0	0	17
Baylor	1	29	29.0	0	29
Texas Tech					
TCU					
Iowa St.					
Oklahoma					
Kansas St.					
Oklahoma St.					
<b>Totals</b>	<b>5</b>	<b>95</b>	<b>19.0</b>	<b>0</b>	<b>29</b>

#### Aaron's Kickoff Return Statistics

Year	Games	No.	Yards	Avg.	TD	Long
2022	5	5	95	19.0	0	29



K, 6-4, 216, R-Jr.  
Cross Lanes Christian  
Charleston, W.Va.

**48 CASEY LEGG**

- Has played in 31 career games
- Ranks No. 8 in program history in field goals made (36) and kick scoring (183)
- Has 12 career multi-field goal games, including three this season
- Ranks No. 1 in the Big 12 and the nation in field goal percentage (1.000)
- Also ranks No. 2 in the league and No. 14 nationally in field goals per game (1.67)
- Checks in at No. 4 in the conference and No. 23 nationally in scoring (9.0)
- Named Big 12 Conference Co-Special Teams' Player of the Week for his performance against Baylor
- Converted a pair of field goals, including the game-winner, a 22-yarder in the four quarter against Baylor
- Made a career-high four field goals at Virginia Tech, including his longest make of the season (38)
- Converted his lone field goal attempt vs. Towson - a 26-yarder
- Made a pair of field goals against Kansas, his first multi-field goal game of the season
- Converted a 24-yard attempt at Pitt
- Lou Groza Award Watch List
- Preseason All-Big 12 First Team (Media, Athlon Sports)
- Preseason All-Big 12 Second Team (Phil Steele)

#### 2022 Game-By-Game

Opponent	FGM/FGA	Pct.	Long	XP/XPA	Pts
Pitt	1/1	1.000	24	4/4	7
Kansas	2/2	1.000	28	4/4	10
Towson	1/1	1.000	26	6/6	9
Virginia Tech	4/4	1.000	38	3/3	15
Texas	0/0	.000	0	2/2	2
Baylor	2/2	1.000	23	5/5	11
Texas Tech					
TCU					
Iowa St.					
Oklahoma					
Kansas St.					
Oklahoma St.					
<b>Totals</b>	<b>10/10</b>	<b>1.000</b>	<b>38</b>	<b>24/24</b>	<b>54</b>

#### 2022 Field Goal Sequence

Pitt	(24)
Kansas	(27), (28)
Towson	(26)
Virginia Tech	(23), (35), (25), (38)
Texas	-/-
Baylor	(23), (22)
Texas Tech	
TCU	
Iowa St.	
Oklahoma	
Kansas St.	
Oklahoma St.	
Made FGs in (x)	

#### Legg's Field Goal Statistics

Year	FG/A	Pct.	1/29	30/39	40/49	50+	LG
2022	10/10	1.000	8/8	2/2	0/0	0/0	38
2021	19/23	.826	8/8	7/8	4/7	0/0	49
2020	5/7	.714	2/2	1/1	2/4	0/0	45
2019	2/4	.500	0/0	1/2	0/1	1/1	51



PR/KR, 5-10, 187, So.  
Boyle County  
Danville, Ky.

15 REESE  
**SMITH**

- Has played in 29 career games with four starts

#### 2022 Game-By-Game Punt Returns

Opponent	No.	Yards	Avg.	TDs	Long
Pitt	1	11	11.0	0	11
Kansas	1	0	0	0	0
Towson	1	-1	-1.0	0	0
Virginia Tech	1	-2	-2.0	0	0
Texas	0	0	0	0	0
Baylor	0	0	0	0	0
Texas Tech					
TCU					
Iowa St.					
Oklahoma					
Kansas St.					
Oklahoma St.					
<b>Totals</b>	<b>4</b>	<b>8</b>	<b>2.0</b>	<b>0</b>	<b>11</b>

#### 2022 Game-By-Game Kickoff Returns

Opponent	No.	Yards	Avg.	TDs	Long
Pitt	1	12	12.0	0	12
Kansas	0	0	0	0	0
Towson	0	0	0	0	0
Virginia Tech	0	0	0	0	0
Texas	0	0	0	0	0
Baylor	0	0	0	0	0
Texas Tech					
TCU					
Iowa St.					
Oklahoma					
Kansas St.					
Oklahoma St.					
<b>Totals</b>	<b>1</b>	<b>12</b>	<b>12.0</b>	<b>0</b>	<b>12</b>

#### Smith's Punt Return Statistics

Year	Games	No.	Yards	Avg.	TD	Long
2022	6	4	8	2.0	0	11
2021	13	0	0	0	0	0
2020	10	0	0	0	0	0
<b>Totals</b>	<b>29</b>	<b>4</b>	<b>8</b>	<b>2.0</b>	<b>0</b>	<b>11</b>

#### Smith's Kickoff Return Statistics

Year	Games	No.	Yards	Avg.	TD	Long
2022	6	1	12	12.0	0	12
2021	13	0	0	0	0	0
2020	10	0	0	0	0	0
<b>Totals</b>	<b>29</b>	<b>1</b>	<b>12</b>	<b>12.0</b>	<b>0</b>	<b>12</b>



P, 6-2, 214, Fr.  
Mentone Grammar School  
Melbourne, Australia

41 OLIVER  
**STRAW**

- Has played in five career games
- Averaged 40-plus yards per punt for the second consecutive game vs. Baylor
- Placed two of his four punts inside the 20 at Texas
- Punted twice for 77 yards at Virginia Tech, with a long of 42 yards
- Made his Mountaineer debut at Pitt; averaged 41.2 yards on six punts (247 yards) and placed three inside the 20-yard line

#### 2022 Game-By-Game

Opponent	Punts	Yds.	Avg.	Lg.	TB	FC	50+	I-20
Pitt	6	247	41.2	48	0	4	0	3
Kansas	1	35	35.0	35	0	0	0	0
Towson								
Virginia Tech	2	77	38.5	42	0	2	0	0
Texas	4	160	40.0	45	0	3	0	2
Baylor	3	121	40.3	45	0	2	0	1
Texas Tech								
TCU								
Iowa St.								
Oklahoma								
Kansas St.								
Oklahoma St.								
<b>Totals</b>	<b>16</b>	<b>640</b>	<b>40.0</b>	<b>48</b>	<b>0</b>	<b>11</b>	<b>0</b>	<b>6</b>

#### Straw's Punting Statistics

Year	Punts	Yards	Avg.	Long	TB	FC	50+	I-20
2022	16	640	40.0	48	0	11	0	6



**PITTSBURGH, Pa. (Sept. 1, 2022)** - The game hadn't been played in 11 years, but the 105th edition of the "Backyard Brawl" turned out to be an instant classic that entertained the college football world.

Playing in front of a Thursday night, ESPN national audience and 70,622 in attendance at Acrisure Stadium - the largest crowd ever for a Pittsburgh sporting event - Pitt capitalized on a late West Virginia miscue for a 38-31 victory.

The Panthers opened the scoring with 6:48 left in the first quarter, when kicker Ben Sauls converted a 42-yard field goal. The Pitt lead held until the 12:45 mark of the second quarter when West Virginia quarterback JT Daniels connected with receiver Bryce Ford-Wheaton on a 10-yard touchdown pass. The 75-yard scoring drive was highlighted by a 44-yard run from freshman running back CJ Donaldson.

The 7-3 Mountaineer lead held until the 3:17 mark of the half when the Panthers went up 10-7 on Rodney Hammond Jr.'s 4-yard run. However, West Virginia made the most of the last possession of the half and used the final 3:17. A 13-play, 75-yard drive ended with a 24-yard field goal from kicker Casey Legg and tied the game at 10-10 after two quarters of play.

The Panthers had the first possession of the third quarter and were forced to punt, which was blocked by Donaldson and returned by teammate Hershey McLaurin to the Pitt 5-yard line. Donaldson took it from there as his 5-yard run gave the Mountaineers a 17-10 advantage early in the third.

The game was starting to live up to its nickname as the two teams traded scoring punches the rest of the way. Pitt tied the game at 17-17 with 5:51 left in the third on a Daniel Carter 1-yard rush that was set up by a 64-yard completion from Kedon Slovis to Jared Wayne.

The Panthers regained the lead with 4:42 left in the third when Hammond broke loose for a 49-yard run followed by his 11-yard scoring run, giving Pitt a 24-17 advantage heading to the fourth quarter.

A Donaldson 20-yard run was a key play in West Virginia's nine-play, 75-yard scoring drive. The score tied the game at 24-24 early in the fourth as Daniels hit Ford-Wheaton for a 16-yard scoring toss.

The Mountaineers took a 31-24 lead with 10:37 left in the game. Donaldson once again set up the scoring drive with a 39-yard scamper before Daniels powered in from 1-yard away.

WVU seemed to have the advantage, but couldn't control the clock. The Panthers tied the game at 31-31 with 3:41 left on a Slovis 24-yard touchdown pass to Israel Abanikanda. Pitt then grabbed the victory on WVU's next possession, when Daniels' pass went through the hands of Ford-Wheaton and Pitt's M.J. Devonshire returned the interception 56 yards for the victory.

West Virginia finished the game with 190 yards rushing and 214 yards passing for 404 yards of offense. The Panthers rushed for 76 yards and gained 308 through the air for 384 total yards.

Individual leaders for West Virginia were Donaldson with 125 yards rushing on seven carries and Ford-Wheaton with 97 yards receiving and two touchdowns. Pitt got 308 yards passing from Slovis and two scores from Hammond Jr. to pace the Panther offense.

The Pitt win broke a three-game losing streak to WVU, and the Panthers now lead the overall series by a 62-40-3 count.

## GAME NO. 1: No. 17/16 PITT 38, WEST VIRGINIA 31



CJ DONALDSON

### Scoring and Statistical Summary

	1	2	3	4	F
West Virginia .....	0	10	7	14	31
Pitt.....	3	7	14	14	38

1st	PITT - Ben Sauls 42 FG
2nd	WVU - Bryce Ford Wheaton 10 pass from JT Daniels (Casey Legg kick) PITT - Rodney Hammond Jr. 4 rush (Sauls kick) WVU - Legg 24 FG
3rd	WVU - CJ Donaldson 5 rush (Legg kick) PITT - Daniel Carter 1 rush (Sauls kick) PITT - Hammond 11 rush (Sauls kick)
4th	WVU - Ford-Wheaton 16 pass from Daniels (Legg kick) WVU - Daniels 1 rush (Legg kick) PITT - Israel Abanikanda 24 pass from Keldon Slovis (Sauls kick) PITT - M.J. Devonshire 56 interception return (Sauls kick)

	WVU	PITT
First Downs	23	19
Rushes/Yards	33/190	38/76
Passing Yardage	214	308
Passes	23/40/1	16/24/0
Punts	6/247/41.2	6/214/35.7
Fumbles/Lost	3/1	2/1
Return Yardage	56	67
Penalties/Yards	11/72	8/76
Time of Possession	27:29	32:31

WVU RUSHING: Donaldson 7-125, Mathis 16-71; WVU PASSING: Daniels 23-40-1-214; WVU RECEIVING: Ford-Wheaton 9-97, James 5-50; WVU TACKLES (TFL/QS): Kpogba 10; WVU INTERCEPTIONS: None.

PITT RUSHING: Hammond Jr. 16-74; PITT PASSING: Slovis 16-24-0-308; PITT RECEIVING: Wayne 3-89, Mumpfield 5-71; PITT TACKLES (TFL/QS): Kamara 8; PITT INTERCEPTIONS: Devonshire.

Attendance - 70,622



**MORGANTOWN, W.Va. (Sept. 10, 2022)**  
 - Kansas overcame three, 14-point deficits to win for the first time in Morgantown by a 55-42 margin in overtime.

West Virginia started fast. Just four plays into the game, quarterback JT Daniels connected on a 59-yard touchdown pass to receiver Sam James. The Mountaineers took a two-score advantage with 5:03 left in the first quarter on a 1-yard run from CJ Donaldson.

Kansas got on the board in the second quarter as Mason Fairchild caught a 10-yard scoring pass from Jalon Daniels. The Mountaineers answered with a 67-yard touchdown from Daniels to receiver Bryce Ford-Wheaton for a 21-7 WVU lead at the 13:15 mark of the second quarter.

The Jayhawks bounced back with a 6-yard scoring run from Devin Neal, closing the deficit to 21-14. The Mountaineers took their third 14-point advantage with 3:11 left in the half, when Ford-Wheaton hauled in a 5-yard touchdown pass from Daniels. However, Kansas made the most of the final drive before intermission as Neal's 17-yard reception put the score at 28-21 in WVU's favor at the half.

Kansas took the first possession of the third quarter 75 yards to tie the game at 28-28 on Daniel Hishaw's 3-yard run. Counting the drive before halftime, the Jayhawks went on a 21-0 run to grab a 35-28 lead with 4:00 left in the third quarter.

Neal's 2-yard run capped the three-touchdown spurt and took advantage of a muffed punt by the Mountaineers that changed the momentum of the game.

West Virginia ended the Jayhawk scoring run with 12:58 remaining on Casey Legg's 27-yard field goal. But Kansas regained the momentum at the 10:59 mark on a 30-yard touchdown run from Hishaw for a commanding 42-31 lead.

Suddenly, West Virginia found itself down by 11 points with under 11:00 to go and used a 64-yard drive to add a 28-yard field goal from Legg. The scoring drive, however, took 6:55 off the clock and gave Kansas the ball with 4:04 left in the game.

Kansas was forced to punt on fourth-and-1 with 2:17 left, and Daniels took over from there, leading the Mountaineers on a 12-play drive capped by a 1-yard run from Donaldson. West Virginia's two-point conversion from Daniels to Ford-Wheaton was good, and the Mountaineers erased the deficit to force overtime.

A roughing the passer penalty in overtime extended the Jayhawks' drive, and they made the most of a new set of downs. Daniels hit Quentin Skinner for a 4-yard scoring toss, forcing WVU to score a touchdown. The game ended when Jayhawk Cobee Bryant intercepted Daniels on third down, giving Kansas the Big 12 victory.

Daniels was special for West Virginia, throwing for 355 yards and three scores. Ford-Wheaton was equally as special with 152 yards receiving and two touchdowns.

Kansas turned in a balanced attack with 200 yards rushing and 219 passing for 419 yards of offense. Daniels accounted for 309 yards of total offense in the victory, while Rich Miller and Kenny Logan combined for 22 tackles.

West Virginia finished with 146 yards on the ground and 355 in the air for 501 yards of total offense.

The Kansas victory broke an eight-game losing streak to the Mountaineers.

## GAME NO. 2: KANSAS 55, WEST VIRGINIA 42/OT



SAM JAMES

JT DANIELS

### Scoring and Statistical Summary

	1	2	3	4	OT	F
Kansas	0	21	14	7	13	55
West Virginia	14	14	0	14	0	42

1st	WVU - Sam James 59 pass from JT Daniels (Casey Legg kick)
	WVU - CJ Donaldson 1 rush (Legg kick)
2nd	KAN - Mason Fairchild 10 pass from Jalon Daniels (Jacob Borcila kick)
	WVU - Bryce Ford-Wheaton 67 pass from Daniels (Legg kick)
	KAN - Devin Neal 6 rush (Borcila kick)
	WVU - Ford-Wheaton 5 pass from Daniels (Legg kick)
	KAN - Neal 17 pass from Daniels (Borcila kick)
3rd	KAN - Daniel Hishaw 30 rush (Borcila kick)
	KAN - Neal 2 rush (Borcila kick)
4th	WVU - Legg 27 FG
	KAN - Hishaw 30 rush (Borcila kick)
	WVU - Legg 28 FG
	WVU - Donaldson 1 rush (Ford-Wheaton pass from Daniels)
1OT	KAN - Quentin Skinner 4 pass from Daniels (Borcila kick)
	KAN - Cobee Bryant 86 interception return

	KAN	WVU
First Downs	24	27
Rushes/Yards	36/200	38/146
Passing Yardage	219	355
Passes	18/29/0	28/40/1
Punts	3/129/43.0	1/35/35.0
Fumbles/Lost	1/0	1/1
Return Yardage	30	32
Penalties/Yards	6/70	8/65
Time of Possession	27:33	32:27

WVU RUSHING: Mathis 16-59, Donaldson 13-48; WVU PASSING: Daniels 28-40-1-355; WVU RECEIVING: Ford-Wheaton 11-152, James 4-91; WVU TACKLES (TFL/QS): McLaurin 8; WVU INTERCEPTIONS: None.

KAN RUSHING: Daniels 12-85; KAN PASSING: Daniels 18-29-0-219; KAN RECEIVING: Grimm 7-66; KAN TACKLES (TFL/QS): Miller 12, Logan 10; KAN INTERCEPTIONS: Bryant.

Attendance - 52,188



## MORGANTOWN, W.Va. (Sept. 17, 2022)

- West Virginia got its first win of the 2022 season with a convincing, 65-7 victory over the Towson Tigers at Milan Puskar Stadium.

Nearly 80 players saw action in the contest, West Virginia was able to provide valuable game reps and experience to reserve players, which should pay dividends as the season progresses.

The Mountaineers never punted in the contest and placed two running backs in the 100-yard rushing category.

First-quarter action saw the Mountaineers take a 21-7 lead after a touchdown pass from starting quarterback JT Daniels to receiver Kaden Prather. A Tony Mathis Jr. 3-yard run and a big, 82-yard run from CJ Donaldson Jr. provided the other points in the quarter for the Mountaineers.

However, after West Virginia's first touchdown in the opening quarter, Towson kick returner D'Ago Hunter tied the game with a 96-yard kickoff return. That play and Hunter's special teams' performance proved to be a bright spot in the game for the visitors. Hunter finished the day with eight kickoff returns for 227 yards, an average of 28.3 yards per return.

While the WVU special team units worked to contain Hunter, the Mountaineer defense had a bounce-back game, holding the Tigers to -3 first-half rushing yards and 59 passing for 56 yards of total offense after two quarters of play.

Taking a 21-7 lead into the second quarter, West Virginia's 24 points in that stanza put the game away and allowed coach Neal Brown the second-half luxury of getting more players in the game. WVU's 24 points came from a 26-yard Casey Legg field goal, two more touchdown runs from Donaldson and a 2-yard burst from tailback Mathis.

The Mountaineers totaled 415 yards and possessed the ball 11 more minutes than Towson.

West Virginia played all four of its talented quarterbacks in the contest and all four got in on the scoring action. Garrett Greene's 11-yard touchdown run capped an 84-yard drive and was the only points scored in the third quarter, giving the Mountaineers a 51-7 advantage.

Quarterbacks Will Crowder and Nicco Marchiol took over in the fourth quarter. Crowder passed for 57 yards, including a 5-yard scoring strike to Jeremiah Aaron, while true freshman Marchiol accounted for 32 yards passing and a 26-yard touchdown throw to Preston Fox.

West Virginia's defense was equally as impressive in the second half, as the Tigers finished with 82 yards rushing and 98 passing for 180 yards of total offense. With many players able to step in and see playing time, redshirt freshman linebacker Caden Biser led the Mountaineers with six tackles, followed by redshirt freshman safety Davis Mallinger with five tackles and a sack.

Mathis led all rushers with 104 yards to go with his two scores. Donaldson added 101 yards rushing and topped everyone with three touchdowns.

The Mountaineers finished with 316 yards on the ground and 308 yards passing among their four quarterbacks to total 624 yards of offense. WVU scored on all 10 of its possessions totaling nine touchdowns and one field goal.

The win improved West Virginia to 2-0 all-time vs. Towson and 23-0 against FCS opponents.

## GAME NO. 3: WEST VIRGINIA 65, TOWSON 7



TONY MATHIS JR.

JORDAN JEFFERSON

## Scoring and Statistical Summary

	1	2	3	4	F
Towson	7	0	0	0	7
West Virginia	21	24	6	14	65

1st	WVU - Kaden Prather 2 pass from JT Daniels (Casey Legg kick) TOW - D'Ago Hunter 96 kickoff return (Keegan Vaughn kick) WVU - Tony Mathis Jr. 3 rush (Legg kick) WVU - CJ Donaldson Jr. 82 rush (Legg kick)
2nd	WVU - Donaldson 3 rush (Legg kick) WVU - Mathis 2 rush (Legg kick) WVU - Legg 26 FG WVU - Donaldson 1 rush (Legg kick)
3rd	WVU - Garrett Greene 11 rush (Parker Grothaus kick failed)
4th	WVU - Jeremiah Aaron 5 pass from Will Crowder (Grothaus kick) WVU - Preston Fox 26 pass from Nicco Marchiol (Grothaus kick)

	TOW	WVU
First Downs	11	32
Rushes/Yards	32/82	45/316
Passing Yardage	98	308
Passes	10/23/0	27/40/0
Punts	6/242/40.3	0/0/0.0
Fumbles/Lost	1/1	0/0
Return Yardage	227	26
Penalties/Yards	7/65	5/34
Time of Possession	24:00	36:00

WVU RUSHING: Mathis 17-104, Donaldson 9-101; WVU PASSING: Daniels 16-24-0-174; WVU RECEIVING: Prather 6-51, Braham 5-60; WVU TACKLES (TFL/QS): Biser 6, Mallinger 5 (1/1); WVU INTERCEPTIONS: None.

TOW RUSHING: Matthews 7-38; TOW PASSING: Piarome 7-14-0-59; TOW RECEIVING: James 5-44; TOW TACKLES (TFL/QS): Steed 9, Woods 9; TOW INTERCEPTIONS: None.

Attendance - 50,703



**BLACKSBURG, Va. (Sept. 22, 2022)** - Earning its first win in Blacksburg since 2002, West Virginia recorded a convincing, 33-10 victory over Virginia Tech in front of a sellout crowd of 65,632 fans and an ESPN Thursday night, national-television audience.

The Mountaineers put together a balanced offensive attack, while holding Virginia Tech to just 35 yards rushing. Kicker Casey Legg was an offensive weapon for the Mountaineers, as he converted on four field goals and accounted for 15 points in the contest.

Legg's first field goal started the scoring as he converted on a 23-yarder with 3:19 left in the first quarter. The three points capped off an impressive, 92-yard drive by the Mountaineers in 14 plays.

The Hokies took their first and only lead in the game at the 14:52 mark of the second quarter. Quarterback Grant Wells connected with Kaleb Smith for a 28-yard touchdown reception and a 7-3 lead.

The Mountaineers answered the score with Legg's second field goal at the 1:50 mark. The 35-yard kick cut WVU's deficit to 7-6.

However, thanks to a strong defensive stand, the Mountaineers were not done and got the ball back with 1:01 left in the half. Quarterback JT Daniels made the most of the final minute as he led a 70-yard drive in just six plays and ended it with a 24-yard touchdown pass to receiver Sam James. The score gave West Virginia a 13-7 halftime lead, which was critical, since the Hokies had the first possession of the third quarter.

The West Virginia defense came up big again, holding the Hokies to just three plays on the opening second-half drive. The Mountaineer offense took it from there, embarking on a 14-play, 79-yard drive that ate 6:31 off the clock. The Mountaineers got three points out of the possession as Legg converted from 25 yards away, giving the visitors a 16-7 lead.

Virginia Tech scored its only points of the second half on its next possession. Kicker Will Ross got in on the field goal parade with a 44-yarder, cutting the West Virginia lead to 16-10 at the 4:19 mark of the third quarter.

West Virginia made it a two-score game again early in the fourth, as running back Justin Johnson Jr. scored from 6-yards out for a 23-10 advantage.

After the WVU defense forced another Hokie punt, Legg converted on field goal number four with a 38-yarder at the 10:16 mark.

Capping off its strong performance, the Mountaineer defense closed out the game's scoring, when defensive back Jacoby Spells intercepted Wells and returned it 27 yards for a touchdown and a 33-10 Mountaineer victory.

Daniels was solid with 203 yards passing, and true freshman CJ Donaldson Jr. impressed once again with 106 yards rushing. Linebacker Lee Kpogba led the defense with six tackles.

Wells and Smith turned in the top performances for Tech. Wells had 193 yards passing with 70 of those yards coming from Smith receptions.

Final numbers showed West Virginia with a strong 218 yards rushing and 203 passing to total 421 yards of offense. Virginia Tech came away with 35 yards on the ground and 193 passing for 228 total yards.

The victory gave the Mountaineers two wins in a row against Virginia Tech, and West Virginia now lead the series by a 30-23-1 count. The WVU victory also keeps the Black Diamond Trophy in Morgantown for the foreseeable future with no more games remaining in the current series contract.

## GAME NO. 4: WEST VIRGINIA 33, VIRGINIA TECH 10



JT DANIELS

SEAN MARTIN

### Scoring and Statistical Summary

	1	2	3	4	F
West Virginia	3	10	3	17	33
Virginia Tech	0	7	3	0	10

1st	WVU - Casey Legg 23 FG
2nd	VT - Kaleb Smith 28 pass from Grant Wells (Will Ross kick)
	WVU - Legg 35 FG
	WVU - Sam James 24 pass from JT Daniels (Legg kick)
3rd	WVU - Legg 25 FG
	VT - Ross 44 FG
4th	WVU - Justin Johnson Jr. 6 rush (Legg kick)
	WVU - Legg 38 FG
	WVU - Jacoby Spells 27 interception return (Legg kick)

	WVU	VT
First Downs	32	14
Rushes/Yards	46/218	18/35
Passing Yardage	203	193
Passes	20/30/0	16/35/1
Punts	2/77/38.5	5/210/42.0
Fumbles/Lost	2/1	1/0
Return Yardage	29	30
Penalties/Yards	6/69	15/132
Time of Possession	38:44	21:16

WVU RUSHING: Donaldson Jr. 23-106, Johnson Jr. 11-83; WVU PASSING: Daniels 20-30-0-203; WVU RECEIVING: Prather 6-69; WVU TACKLES (TFL/QS): Kpogba 6 (1/0), Jefferson 4 (1/0); WVU INTERCEPTIONS: Spells.

VT RUSHING: Holston 4-18; VT PASSING: Wells 16-35-1-193; VT RECEIVING: Smith 5-70; VT TACKLES (TFL/QS): Connor 11; VT INTERCEPTIONS: None.

Attendance - 65,632



**AUSTIN, TEXAS. (Oct. 1, 2022)** - Texas scored the game's first 28 points and coasted to a 38-20 victory over West Virginia in front of 100,740 fans at Darrell K Royal - Texas Memorial Stadium.

At one point in the first half, the Longhorns scored a touchdown on four straight possessions to take control of the game. Backup quarterback Hudson Card accounted for three touchdowns and 303 yards passing to lead the Longhorn attack.

With West Virginia unable to score on its first two possessions, Texas got the scoring started on its second possession with a seven-play, 60-yard drive. Card connected with Xavier Worthy for a 15-yard touchdown pass and a 7-0 Texas lead.

Texas took advantage of the West Virginia secondary for a good portion of the game, and that was the case on its second touchdown. A trick play from Card to Worthy resulted in Worthy's 33-yard touchdown pass to Ja'Tavion Sanders to give the Longhorns a 14-0 advantage heading to the second quarter.

Texas used passes of 22 and 24 yards to set up its third score as tailback Bijan Robinson scored on a 1-yard run. The drive covered 71 yards in only six plays.

On its fourth straight scoring drive, Texas went to the air again and used a 45-yard completion from Card to Worthy, and Card's 13-yard touchdown pass to Sanders gave UT a 28-0 advantage at the 4:17 mark of the second quarter.

West Virginia managed to get on the board just before halftime with a 13-play, 83-yard drive. Receiver Bryce Ford-Wheaton accounted for 40 yards on the drive, while fellow receiver Sam James added a 21-yard reception. Quarterback JT Daniels ended the drive with an 8-yard touchdown reception to Kaden Prather, putting the halftime score at 28-7 in favor of the Longhorns.

Texas started the third quarter much like it ended the first half, by doing damage to the Mountaineer defense through the passing game.

A five-play, 70-yard drive took only 1:51 off the clock and ended with Card's third passing touchdown in the game. Worthy hauled in a 44-yard bomb for his second score, giving the Longhorns a commanding, 35-7 margin.

With no further scoring in the third quarter, the Mountaineers did outscore the Longhorns, 13-3, in the fourth quarter, but the game was long out of reach.

The Mountaineers used a 7:31 drive to earn their second score, when running back Tony Mathis Jr. ran in from 1-yard away.

Texas' final points came with 10:22 left to play as kicker Bert Auburn converted a 45-yard field goal, putting the score at 38-14. West Virginia closed the scoring with 4:25 left on a 4-yard touchdown run by Justin Johnson Jr. capping off a 14-play, 75-yard drive.

Bright spots for Texas aside from Card's performance were the 101 yards rushing from Robinson and 119 yards receiving from Worthy. Jaylan Ford and Jerrin Thompson combined for 24 stops.

Daniels finished with 253 yards passing, with 93 yards going to Ford-Wheaton on eight catches and 86 yards to James on seven receptions.

Texas won the statistical battle with 110 yards rushing and 336 passing for 446 yards of offense. Final numbers for West Virginia showed 61 yards on the ground and 253 through the air for 314 total offensive yards.

## GAME NO. 5: TEXAS 38, WEST VIRGINIA 20



### Scoring and Statistical Summary

	1	2	3	4	F
West Virginia	0	7	0	13	20
Texas	14	14	7	3	38

- 1st TEX - Xavier Worthy 15 pass from Hudson Card (Bert Auburn kick)  
 TEX - Ja'Tavion Sanders 33 pass from Worthy (Auburn kick)  
 2nd TEX - Bijan Robinson 1 rush (Auburn kick)  
 TEX - Sanders 13 pass from Card (Auburn kick)  
 WVU - Kaden Prather 8 pass from JT Daniels (Casey Legg kick)  
 3rd TEX - Worthy 44 pass from Card (Auburn kick)  
 4th WVU - Tony Mathis Jr. 1 rush (Legg kick)  
 TEX - Auburn 45 FG  
 WVU - Justin Johnson Jr. 4 rush (Prather pass from Daniels failed)

	WVU	TEX
First Downs	22	25
Rushes/Yards	30/61	32/110
Passing Yardage	253	336
Passes	29/48/0	22/28/0
Punts	4/160/40.0	2/73/36.5
Fumbles/Lost	0/0	0/0
Return Yardage	34	26
Penalties/Yards	4/48	7/65
Time of Possession	32:10	27:50

WVU RUSHING: Johnson Jr. 10-42; WVU PASSING: Daniels 29-48-0-253; WVU RECEIVING: Ford-Wheaton 8-93, James 7-86; WVU TACKLES (TFL/QS): Kpogba 7 (1/1); WVU INTERCEPTIONS: None.

TEX RUSHING: Robinson 21-101; TEX PASSING: Card 21-27-0-303; TEX RECEIVING: Worthy 7-119, Sanders 5-78; TEX TACKLES (TFL/QS): Ford 14 (1/0), Thompson 10; TEX INTERCEPTIONS: None.

Attendance - 100,740



**2022-23 West Virginia Football  
Results and Comparison  
All games**

Page 1/1  
as of Oct 14, 2022

	Date	Opponent		Score	Overall	Conf	Time	Attend
	09/01/2022	at Pittsburgh	L	31-38	0-1	0-0	4:07	70622
*	09/10/2022	Kansas	L	42-55	0-2	0-1	3:45	52188
	09/17/2022	Towson	W	65-7	1-2	0-1	3:25	50703
	09/22/2022	at Virginia Tech	W	33-10	2-2	0-1	3:21	65632
*	10/01/2022	at Texas	L	20-38	2-3	0-2	3:20	100740
*	10/13/2022	Baylor	W	43-40	3-3	1-2	3:35	45293

Opponent	Score	Total	First Downs			Rushing Number-Yards	Passing		Total Offense Plays-Yards	Return Yards	Turn- Overs
			Rush	Pass	Pen		Comp-Att.-Int	Yards			
Pittsburgh	31-38	23 / 19	7 / 7	11 / 11	5 / 1	33-190 / 38-76	23-40-1 / 16-24-0	214 / 308	73-404 / 62-384	56 / 102	2 / 1
Kansas	42-55	27 / 24	4 / 7	19 / 15	4 / 2	38-146 / 36-200	27-39-1 / 18-29-0	365 / 219	77-511 / 65-419	32 / 116	2 / 0
Towson	65-7	32 / 11	16 / 7	14 / 4	2 / 0	45-316 / 32-82	27-40-0 / 10-23-0	308 / 98	85-624 / 55-180	26 / 227	0 / 1
Virginia Tech	33-10	32 / 14	12 / 1	12 / 10	8 / 3	46-218 / 18-35	20-30-0 / 16-35-1	203 / 193	76-421 / 53-228	25 / 30	1 / 1
Texas	20-38	22 / 25	8 / 10	11 / 12	3 / 3	30-61 / 32-110	29-48-0 / 22-28-0	253 / 336	78-314 / 60-446	34 / 26	0 / 0
Baylor	43-40	26 / 28	12 / 8	14 / 17	0 / 3	37-217 / 35-169	24-37-1 / 21-37-1	283 / 421	74-500 / 72-590	104 / 118	1 / 3
<b>Totals</b>	<b>234-188</b>	<b>162 / 121</b>	<b>59 / 40</b>	<b>81 / 69</b>	<b>22 / 12</b>	<b>229-1148 / 191-672</b>	<b>150-234-3 / 103-176-2</b>	<b>1626 / 1575</b>	<b>463-2774 / 367-2247</b>	<b>277 / 619</b>	<b>6 / 6</b>





**2022-23 West Virginia Football**  
**Overall Team Statistics**  
**All games**

Page 1/2  
as of Oct 14, 2022

**Team Statistics**

	<b>WVU</b>	<b>OPP</b>
<b>Scoring</b>	<b>234</b>	<b>188</b>
Points per game	39.0	31.3
Points Off Turnovers	21	30
<b>First Downs</b>	<b>162</b>	<b>121</b>
Rushing	59	40
Passing	81	69
Penalty	22	12
<b>Rushing Yardage</b>	<b>1148</b>	<b>672</b>
Yards gained rushing	1227	802
Yards lost rushing	79	130
Rushing attempts	229	191
Average per rush	5.0	3.5
Average per game	191.3	112.0
TDs Rushing	16	10
<b>Passing Yardage</b>	<b>1626</b>	<b>1575</b>
Comp-Att-Int	150-234-3	103-176-2
Average per pass	6.9	8.9
Average per catch	10.8	15.3
Average per game	271.0	262.5
TDs Passing	11	12
<b>Total offense</b>	<b>2774</b>	<b>2247</b>
Total plays	463	367
Average per play	6.0	6.1
Average per game	462.3	374.5
<b>Kick returns: #-Yards</b>	<b>7-126</b>	<b>23-471</b>
<b>Punt returns: #-Yards</b>	<b>8-53</b>	<b>2-4</b>
<b>Int returns: #-Yards</b>	<b>2-33</b>	<b>3-144</b>
<b>Kick return average</b>	<b>18.0</b>	<b>20.5</b>
<b>Punt return average</b>	<b>6.6</b>	<b>2.0</b>
<b>Int return average</b>	<b>16.5</b>	<b>48.0</b>
<b>Fumbles-Lost</b>	<b>7-3</b>	<b>7-4</b>
<b>Penalties-Yards</b>	<b>39-334</b>	<b>45-420</b>
Average per game	55.7	70.0
<b>Punts-Yards</b>	<b>16-640</b>	<b>23-905</b>
Average per punt	40.0	39.3
Net punt average	39.8	36.8
<b>Kickoffs-Yards</b>	<b>43-2530</b>	<b>34-2108</b>
Average per kick	58.8	62.0
Net kick average	37.7	40.5
<b>Time of possession / game</b>	<b>32:52</b>	<b>27:08</b>
<b>3rd-down conversion</b>	<b>45/90</b>	<b>30/71</b>
3rd-down pct	50%	42%
<b>4rd-down conversion</b>	<b>12/16</b>	<b>7/10</b>



2022-23 West Virginia Football  
Overall Team Statistics  
All games

Page 2/2  
as of Oct 14, 2022

	WVU	OPP
4rd-down pct	75%	70%
<b>Sacks by-Yards</b>	<b>13-92</b>	<b>8-53</b>
<b>Misc Yards</b>	<b>0</b>	<b>0</b>
<b>Touchdowns scored</b>	<b>29</b>	<b>25</b>
<b>Field goals - attempts</b>	<b>10-10</b>	<b>5-5</b>
<b>On-Side kicks</b>	<b>0-0</b>	<b>0-0</b>
<b>Red-zone scores</b>	<b>(29-31) 94%</b>	<b>(16-20) 80%</b>
<b>Red-zone touchdowns</b>	<b>(20-31) 65%</b>	<b>(15-20) 75%</b>
<b>PAT-attempts</b>	<b>(26-27) 96%</b>	<b>(23-24) 96%</b>
<b>2-point conversion-attempts</b>	<b>(1-2) 50%</b>	<b>(0-0) 0%</b>
<b>Attendance</b>	<b>148184</b>	<b>236994</b>
Games / Avg per game	3/49395	3/78998
Neutral site games	-	0/0

Score by Periods

Team	1st	2nd	3rd	4th	OT	TOT
West Virginia	45	75	30	84	0	234
Opponents	27	70	45	33	13	188



# 2022-23 West Virginia Football Individual Statistics All games

Page 1/3  
as of Oct 14, 2022

## Rushing

Player	gp	att	gain	loss	net	avg	td	lg	avg/g
Tony Mathis	6	92	476	17	459	5.0	5	37	76.5
CJ Donaldson	5	56	389	0	389	6.9	6	82	77.8
Justin Johnson Jr.	6	52	240	5	235	4.5	3	24	39.2
JT Daniels	6	14	18	55	-37	-2.6	1	8	-6.2
Garrett Greene	3	6	67	0	67	11.2	1	39	22.3
Jaylen Anderson	1	6	33	0	33	5.5	0	14	33.0
Will Crowder	1	1	4	0	4	4.0	0	4	4.0
Team	6	2	0	2	-2	-1.0	0	0	-0.3
<b>Total</b>	<b>6</b>	<b>229</b>	<b>1227</b>	<b>79</b>	<b>1148</b>	<b>5.0</b>	<b>16</b>	<b>82</b>	<b>191.3</b>
<b>Opponents</b>	<b>6</b>	<b>191</b>	<b>802</b>	<b>130</b>	<b>672</b>	<b>3.5</b>	<b>10</b>	<b>30</b>	<b>112.0</b>

## Passing

Player	gp	effic	comp-att-int	pct	yds	td	lg	avg/g
JT Daniels	6	132.1	139-218-3	63.8	1492	9	67	248.7
Garrett Greene	3	113.0	3-6-0	50.0	45	0	30	15.0
Will Crowder	1	234.8	6-6-0	100.0	57	1	30	57.0
Nicco Marchiol	1	199.7	2-4-0	50.0	32	1	26	32.0
<b>Total</b>	<b>6</b>	<b>135.4</b>	<b>150-234-3</b>	<b>64.1</b>	<b>1626</b>	<b>11</b>	<b>67</b>	<b>271.0</b>
<b>Opponents</b>	<b>6</b>	<b>153.9</b>	<b>103-176-2</b>	<b>58.5</b>	<b>1575</b>	<b>12</b>	<b>64</b>	<b>262.5</b>

## Receiving

Player	gp	no.	yds	avg	td	lg	avg/g
Bryce Ford-Wheaton	6	40	463	11.6	4	67	77.2
Kaden Prather	6	36	369	10.3	3	25	61.5
Sam James	6	23	357	15.5	2	59	59.5
Reese Smith	6	11	124	11.3	0	30	20.7
Jeremiah Aaron	5	7	63	9.0	1	14	12.6
Justin Johnson Jr.	6	6	36	6.0	0	10	6.0
Cortez Braham	5	6	66	11.0	0	30	13.2
CJ Donaldson	5	6	20	3.3	0	9	4.0
Mike O'Laughlin	5	5	66	13.2	0	32	13.2
Tony Mathis	6	4	8	2.0	0	9	1.3
Preston Fox	6	4	41	10.3	1	26	6.8
Brian Polendey	6	1	6	6.0	0	6	1.0
Garrett Greene	3	1	7	7.0	0	7	2.3
<b>Total</b>	<b>6</b>	<b>150</b>	<b>1626</b>	<b>10.8</b>	<b>11</b>	<b>67</b>	<b>271.0</b>
<b>Opponents</b>	<b>6</b>	<b>103</b>	<b>1575</b>	<b>15.3</b>	<b>12</b>	<b>64</b>	<b>262.5</b>

## Punt Returns

Player	no.	yds	avg	td	lg
Reese Smith	4	8	2.0	0	11
Preston Fox	3	31	10.3	0	27
Hershey McLaurin	1	14	14.0	0	14
<b>Total</b>	<b>8</b>	<b>53</b>	<b>6.6</b>	<b>0</b>	<b>27</b>
<b>Opponents</b>	<b>2</b>	<b>4</b>	<b>2.0</b>	<b>0</b>	<b>3</b>

## Interceptions

Player	no.	yds	avg	td	lg
Aubrey Burks	1	6	6.0	0	6
Jacoby Spells	1	27	27.0	1	27
<b>Total</b>	<b>2</b>	<b>33</b>	<b>16.5</b>	<b>1</b>	<b>27</b>
<b>Opponents</b>	<b>3</b>	<b>144</b>	<b>48.0</b>	<b>2</b>	<b>86</b>

## Kick Returns

Player	no.	yds	avg	td	lg
Jeremiah Aaron	5	95	19.0	0	29
Sam James	1	19	19.0	0	19
Reese Smith	1	12	12.0	0	12
<b>Total</b>	<b>7</b>	<b>126</b>	<b>18.0</b>	<b>0</b>	<b>29</b>
<b>Opponents</b>	<b>23</b>	<b>471</b>	<b>20.5</b>	<b>1</b>	<b>96</b>

## Fumble Returns

Player	no.	yds	avg	td	lg
Jasir Cox	2	65	32.5	1	65
Lee Kpogba	1	0	0.0	0	0
Caden Biser	1	0	0.0	0	0
<b>Total</b>	<b>4</b>	<b>65</b>	<b>16.3</b>	<b>1</b>	<b>65</b>
<b>Opponents</b>	<b>3</b>	<b>0</b>	<b>0.0</b>	<b>0</b>	<b>0</b>





**2022-23 West Virginia Football  
Individual Statistics  
All games**

Page 2/3  
as of Oct 14, 2022

**Scoring**

Player	td	fg	PAT						pts
			kick	rush	rcv	pass	dxp	saf	
Casey Legg	-	10-10	24-24	-	-	-	-	-	54
CJ Donaldson	6	-	-	-	-	-	-	-	36
Tony Mathis	5	-	-	-	-	-	-	-	30
Bryce Ford-Wheaton	4	-	-	-	1	-	-	-	26
Kaden Prather	3	-	-	-	-	-	-	-	18
Justin Johnson Jr.	3	-	-	-	-	-	-	-	18
Sam James	2	-	-	-	-	-	-	-	12
Jacolby Spells	1	-	-	-	-	-	1	-	8
Jasir Cox	1	-	-	-	-	-	-	-	6
JT Daniels	1	-	-	-	-	1	-	-	6
Garrett Greene	1	-	-	-	-	-	-	-	6
Preston Fox	1	-	-	-	-	-	-	-	6
Jeremiah Aaron	1	-	-	-	-	-	-	-	6
Parker Grothaus	-	-	2-3	-	-	-	-	-	2
<b>Total</b>	<b>29</b>	<b>10-10</b>	<b>26-27</b>	<b>0</b>	<b>1</b>	<b>1</b>	<b>1</b>	<b>0</b>	<b>234</b>
<b>Opponents</b>	<b>25</b>	<b>5-5</b>	<b>23-24</b>	<b>0</b>	<b>0</b>	<b>0</b>	<b>0</b>	<b>0</b>	<b>188</b>

**Total Offense**

Player	g	plays	rush	pass	total	avg/g
JT Daniels	6	232	-37	1492	1455	242.5
Tony Mathis	6	92	459	0	459	76.5
CJ Donaldson	5	56	389	0	389	77.8
Justin Johnson Jr.	6	52	235	0	235	39.2
Garrett Greene	3	12	67	45	112	37.3
Will Crowder	1	7	4	57	61	61.0
Jaylen Anderson	1	6	33	0	33	33.0
Nicco Marchiol	1	4	0	32	32	32.0
Team	6	0	-2	0	-2	-0.3
<b>Total</b>	<b>6</b>	<b>463</b>	<b>1148</b>	<b>1626</b>	<b>2774</b>	<b>462.3</b>
<b>Opponents</b>	<b>6</b>	<b>367</b>	<b>672</b>	<b>1575</b>	<b>2247</b>	<b>374.5</b>

**Punting**

Player	no.	yds	avg	lg	tb	fc	i20	50+	blk
Oliver Straw	16	640	40.0	48	0	11	6	0	0
<b>Total</b>	<b>16</b>	<b>640</b>	<b>40.0</b>	<b>48</b>	<b>0</b>	<b>11</b>	<b>6</b>	<b>0</b>	<b>0</b>
<b>Opponents</b>	<b>23</b>	<b>905</b>	<b>39.3</b>	<b>54</b>	<b>1</b>	<b>8</b>	<b>8</b>	<b>5</b>	<b>1</b>

**Field Goals**

Player	fg	pct.	01-19	20-29	30-39	40-49	50-99	lg	blk
Casey Legg	10-10	100.0	0-0	8-8	2-2	0-0	0-0	38	0
<b>Opponents</b>	<b>5-5</b>	<b>100.0</b>	<b>0-0</b>	<b>0-0</b>	<b>0-0</b>	<b>5-5</b>	<b>0-0</b>	<b>45</b>	<b>0</b>

**Kickoffs**

Player	no.	yds	avg	tb	ob	retn	net	ydln
Parker Grothaus	39	2335	59.9	15	1			
Danny King	4	195	48.8	1	0			
<b>Total</b>	<b>43</b>	<b>2530</b>	<b>58.8</b>	<b>16</b>	<b>1</b>	<b>24</b>	<b>37.7</b>	<b>27</b>
<b>Opponents</b>	<b>34</b>	<b>2108</b>	<b>62.0</b>	<b>17</b>	<b>0</b>	<b>7</b>	<b>40.5</b>	<b>24</b>

**FG Sequence**

Team Name	West Virginia	Opponents
Pittsburgh	(24)	(42)
Kansas	(27),(28)	
Towson	(26)	
Virginia Tech	(23),(35),(25),(38)	(44)
Baylor	(23),(22)	(40),(44)
Texas		(45)

Numbers in parentheses indicate field goal was made



2022-23 West Virginia Football  
Individual Statistics  
All games

Page 3/3  
as of Oct 14, 2022

All Purpose

Player	g	rush	rcv	pr	kr	ir	total	avg/g
Tony Mathis	6	459	8	0	0	0	467	77.8
Bryce Ford-Wheaton	6	0	463	0	0	0	463	77.2
CJ Donaldson	5	389	20	0	0	0	409	81.8
Sam James	6	0	357	0	19	0	376	62.7
Kaden Prather	6	0	369	0	0	0	369	61.5
Justin Johnson Jr.	6	235	36	0	0	0	271	45.2
Jeremiah Aaron	5	0	63	0	95	0	158	31.6
Reese Smith	6	0	124	8	12	0	144	24.0
Garrett Greene	3	67	7	0	0	0	74	24.7
Preston Fox	6	0	41	31	0	0	72	12.0
Mike O'Laughlin	5	0	66	0	0	0	66	13.2
Cortez Braham	5	0	66	0	0	0	66	13.2
Jaylen Anderson	1	33	0	0	0	0	33	33.0
Jacolby Spells	5	0	0	0	0	27	27	5.4
Hershey McLaurin	6	0	0	14	0	0	14	2.3
Brian Polendey	6	0	6	0	0	0	6	1.0
Aubrey Burks	5	0	0	0	0	6	6	1.2
Will Crowder	1	4	0	0	0	0	4	4.0
JT Daniels	6	-37	0	0	0	0	-37	-6.2
Team	6	-2	0	0	0	0	-2	-0.3
<b>Total</b>	<b>6</b>	<b>1148</b>	<b>1626</b>	<b>53</b>	<b>126</b>	<b>33</b>	<b>2986</b>	<b>497.7</b>
<b>Opponents</b>	<b>6</b>	<b>672</b>	<b>1575</b>	<b>4</b>	<b>471</b>	<b>144</b>	<b>2866</b>	<b>477.7</b>



2022-23 West Virginia Football  
Overall Defense Statistics  
All games

Page 1/1  
as of Oct 14, 2022

Team Defense

##	Player	gp	Tackles				Sacks	Pass defense			Fumbles		blkd	
			ua	a	tot	tfl/yds		int-yds	brup	qbh	fr-yds	ff	kick	saf
8	Lee Kpogba	6	16	22	38	3-12	2-10	.	.	4	1-0	.	.	.
24	Marcis Floyd	6	20	9	29	.	.	.	3	.	.	.	.	.
2	Aubrey Burks	5	18	8	26	.	.	1-6	.	.	.	1	.	.
13	Hershey McLaurin	6	14	10	24	1-1	.	.	.	.	.	.	.	.
7	Jasir Cox	6	11	12	23	2.5-9	0.5-5	.	1	.	2-65	.	.	.
5	Lance Dixon	6	11	8	19	.	.	.	1	1	.	.	.	.
91	Sean Martin	6	9	10	19	4.5-19	2-15	.	.	1	.	1	.	.
6	Exree Loe	6	12	6	18	.	.	.	1	.	.	.	.	.
4	Rashad Ajayi	6	13	3	16	.	.	.	2	.	.	.	.	.
95	Jordan Jefferson	6	6	9	15	4-5	1-3	.	2	.	.	.	.	.
55	Dante Stills	6	6	9	15	4-26	2.5-21	.	.	3	.	1	1	.
27	Davis Mallinger	6	7	5	12	2-13	2-13	.	.	.	.	.	.	.
11	Wesley McCormick	6	7	3	10	.	.	.	2	.	.	.	.	.
12	Taijh Alston	6	5	5	10	2-11	1-6	.	.	.	.	2	.	.
14	Malachi Ruffin	6	5	5	10	.	.	.	.	.	.	.	.	.
10	Jared Bartlett	5	6	4	10	1.5-13	1.5-13	.	.	2	.	.	.	.
44	Lanell Carr	6	4	4	8	2.5-4	.	.	.	1	.	.	.	.
28	Jacolby Spells	5	5	3	8	.	.	1-27	.	.	.	.	.	.
36	Caden Biser	5	3	5	8	.	.	.	.	.	1-0	.	.	.
96	Edward Vesterinen	6	2	4	6	2-8	0.5-6	.	.	1	.	.	.	.
93	Mike Lockhart	6	2	2	4	.	.	.	1	1	.	.	.	.
20	Andrew Wilson-Lamp	6	2	2	4	.	.	.	1	.	.	.	.	.
47	Anthony Del Negro	6	2	1	3	.	.	.	.	.	.	.	.	.
45	Taurus Simmons	6	1	2	3	.	.	.	.	.	.	.	.	.
29	Mumu Bin-Wahad	4	2	1	3	.	.	.	.	.	.	.	.	.
0	Bryce Ford-Wheaton	6	2	.	2	.	.	.	.	.	.	.	.	.
92	Asani Redwood	1	2	.	2	.	.	.	.	.	.	.	.	.
32	Raleigh Collins III	1	1	.	1	.	.	.	.	.	.	.	.	.
13	Sam James	6	1	.	1	.	.	.	.	.	.	.	.	.
19	Trey Lathan	1	.	1	1	.	.	.	.	.	.	.	.	.
18	Tirek Austin-Cave	4	.	1	1	.	.	.	.	.	.	.	.	.
35	Aric Burton	1	1	.	1	.	.	.	.	.	.	.	.	.
30	Naim Muhammad	2	.	1	1	.	.	.	.	.	.	.	.	.
33	Jairo Faverus	6	1	.	1	.	.	.	.	.	.	.	.	.
16	Caleb Coleman	1	.	1	1	.	.	.	.	.	.	.	.	.
12	CJ Donaldson	5	.	.	.	.	.	.	.	.	.	.	1	.
<b>Totals</b>		<b>6</b>	<b>197</b>	<b>156</b>	<b>353</b>	<b>29-121</b>	<b>13-92</b>	<b>2-33</b>	<b>14</b>	<b>14</b>	<b>4-65</b>	<b>5</b>	<b>2</b>	<b>0</b>
Opponents		6	231	234	465	25-88	8-53	3-144	31	10	3-0	3	0	0





**2022-23 West Virginia Football  
Team Game-by-Game  
All games**

Page 1/1  
as of Oct 14, 2022

		Rushing				Receiving				Passing				Kick Returns				Punt Returns				tot		
Date	Opponent	no.	yds	td	lg	no.	yds	td	lg	cmp	att	int	yds	td	lg	no.	yds	td	lg	no.	yds	td	lg	off
09/01/2022	at Pittsburgh	33	190	2	44	23	214	2	32	23	40	1	214	2	32	2	31	0	19	2	25	0	14	404
09/10/2022	Kansas	38	146	2	10	27	365	3	67	27	39	1	365	3	67	2	32	0	18	1	0	0	0	511
09/17/2022	Towson	45	316	6	82	27	308	3	51	27	40	0	308	3	51	0	0	0	0	2	26	0	27	624
09/22/2022	at Virginia Tech	46	218	1	24	20	203	1	27	20	30	0	203	1	27	0	0	0	0	1	-2	0	0	421
10/01/2022	at Texas	30	61	2	14	29	253	1	32	29	48	0	253	1	32	2	34	0	17	1	0	0	0	314
10/13/2022	Baylor	37	217	3	37	24	283	1	32	24	37	1	283	1	32	1	29	0	29	1	4	0	4	500
West Virginia		229	1148	16	82	150	1626	11	67	150	234	3	1626	11	67	7	126	0	29	8	53	0	27	2774
Opponents		191	672	10	30	103	1575	12	64	103	176	2	1575	12	64	23	471	1	96	2	4	0	3	2247

**West Virginia Averages**

Games	Avg/ rush	Avg/ catch	Pass effic	KR avg	PR avg	All purpose avg/game	Total offense avg/game
6	5.0	10.8	135.4	18.0	6.6	497.7	462.3

Date	Opponent	ua	Tackles			Sacks	Fumble		Pass Defense			blkd kick	PAT attempts			off		
			a	total	tfl-yds		ff	fr-yds	int-yds	qbh	brup		kick	rush	rcv	saf	t/o	pts
09/01/2022	at Pittsburgh	33	28	61	6.0-40	5-39	1	1-0	0-0	3	3	1	4-4	0	0	0	0	31
09/10/2022	Kansas	33	30	63	3.0-6	0-0	1	0-0	0-0	1	3	0	4-4	0	1	0	0	42
09/17/2022	Towson	35	26	61	7.0-25	3-17	1	1-0	0-0	1	2	0	8-9	0	0	0	7	65
09/22/2022	at Virginia Tech	20	20	40	3.0-9	1-6	0	0-0	1-27	5	3	0	3-3	0	0	0	7	33
10/01/2022	at Texas	31	28	59	5.0-22	2-17	0	0-0	0-0	1	1	0	2-2	0	0	0	0	20
10/13/2022	Baylor	45	24	69	5.0-19	2-13	2	2-65	1-6	3	2	1	5-5	0	0	0	7	43
<b>West Virginia</b>		<b>197</b>	<b>156</b>	<b>353</b>	<b>29.0-121</b>	<b>13-92</b>	<b>5</b>	<b>4-65</b>	<b>2-33</b>	<b>14</b>	<b>14</b>	<b>2</b>	<b>26-27</b>	<b>0</b>	<b>1</b>	<b>0</b>	<b>21</b>	<b>234</b>
<b>Opponents</b>		<b>231</b>	<b>234</b>	<b>465</b>	<b>25.0-88</b>	<b>8-53</b>	<b>3</b>	<b>3-0</b>	<b>3-144</b>	<b>10</b>	<b>31</b>	<b>0</b>	<b>23-24</b>	<b>0</b>	<b>0</b>	<b>0</b>	<b>30</b>	<b>188</b>

Date	Opponent	Punting										Field Goals			Kickoffs				
		no.	yds	avg	long	blkd	tb	fc	50+	i20	md-att	long	blkd	no.	yds	avg	tb	ob	
09/01/2022	at Pittsburgh	6	247	41.2	48	0	0	4	0	3	1-1	24	0	5	317	63.4	2	0	
09/10/2022	Kansas	1	35	35.0	35	0	0	0	0	0	2-2	28	0	8	453	56.6	3	1	
09/17/2022	Towson	0	0	0.0	0	0	0	0	0	0	1-1	26	0	11	620	56.4	2	0	
09/22/2022	at Virginia Tech	2	77	38.5	42	0	0	2	0	0	4-4	38	0	8	504	63.0	6	0	
10/01/2022	at Texas	4	160	40.0	45	0	0	3	0	2	0-0	0	0	3	145	48.3	1	0	
10/13/2022	Baylor	3	121	40.3	45	0	0	2	0	1	2-2	23	0	8	491	61.4	2	0	
West Virginia		16	640	40.0	48	0	0	11	0	6	10-10	38	0	43	2530	58.8	16	1	
Opponents		23	905	39.3	54	1	1	8	5	8	5-5	45	0	34	2108	62.0	17	0	



**2022-23 West Virginia Football  
Opponents Game-by-Game  
All games**

Page 1/1  
as of Oct 14, 2022

Date	Opponent	Rushing				Receiving				Passing				Kick Returns				Punt Returns				tot		
		no.	yds	td	lg	no.	yds	td	lg	cmp	att	int	yds	td	lg	no.	yds	td	lg	no.	yds	td	lg	off
09/01/2022	at Pittsburgh	38	76	3	14	16	308	1	64	16	24	0	308	1	64	2	43	0	23	1	3	0	3	384
09/10/2022	Kansas	36	200	4	30	18	219	3	40	18	29	0	219	3	40	2	30	0	15	0	0	0	0	419
09/17/2022	Towson	32	82	0	11	10	98	0	25	10	23	0	98	0	25	9	227	1	96	0	0	0	0	180
09/22/2022	at Virginia Tech	18	35	0	15	16	193	1	28	16	35	1	193	1	28	2	30	0	13	0	0	0	0	228
10/01/2022	at Texas	32	110	1	17	22	336	4	45	22	28	0	336	4	45	2	26	0	26	0	0	0	0	446
10/13/2022	Baylor	35	169	2	22	21	421	3	56	21	37	1	421	3	56	6	115	0	32	1	1	0	1	590
Opponents		191	672	10	30	103	1575	12	64	103	176	2	1575	12	64	23	471	1	96	2	4	0	3	2247
West Virginia		229	1148	16	82	150	1626	11	67	150	234	3	1626	11	67	7	126	0	29	8	53	0	27	2774

**Opponents Averages**

Games	Avg/ rush	Avg/ catch	Pass effic	KR avg	PR avg	All purpose avg/game	Total offense avg/game
6	3.5	15.3	153.9	20.5	2.0	477.7	374.5

Date	Opponent	ua	Tackles		tfl-yds	Sacks no-yds	Fumble		Pass Defense			blkd kick	PAT attempts			off		
			a	total			ff	fr-yds	int-yds	qbh	brup		kick	rush	rcv	saf	t/o	pts
09/01/2022	at Pittsburgh	36	40	76	8.0-38	3-22	2	1-0	1-56	8	10	0	5-5	0	0	0	14	38
09/10/2022	Kansas	41	30	71	0.0-0	0-0	0	1-0	1-86	0	4	0	7-7	0	0	0	13	55
09/17/2022	Towson	40	44	84	1.0-6	1-6	0	0-0	0-0	0	2	0	1-1	0	0	0	0	7
09/22/2022	at Virginia Tech	37	48	85	5.0-13	1-7	1	1-0	0-0	0	2	0	1-1	0	0	0	0	10
10/01/2022	at Texas	40	32	72	7.0-26	3-18	0	0-0	0-0	1	7	0	5-5	0	0	0	0	38
10/13/2022	Baylor	37	40	77	4.0-5	0-0	0	0-0	1-2	1	6	0	4-5	0	0	0	3	40
<b>Opponents</b>		<b>231</b>	<b>234</b>	<b>465</b>	<b>25.0-88</b>	<b>8-53</b>	<b>3</b>	<b>3-0</b>	<b>3-144</b>	<b>10</b>	<b>31</b>	<b>0</b>	<b>23-24</b>	<b>0</b>	<b>0</b>	<b>0</b>	<b>30</b>	<b>188</b>
<b>West Virginia</b>		<b>197</b>	<b>156</b>	<b>353</b>	<b>29.0-121</b>	<b>13-92</b>	<b>5</b>	<b>4-65</b>	<b>2-33</b>	<b>14</b>	<b>14</b>	<b>2</b>	<b>26-27</b>	<b>0</b>	<b>1</b>	<b>0</b>	<b>21</b>	<b>234</b>

Date	Opponent	Punting								Field Goals				Kickoffs				
		no.	yds	avg	long	blkd	tb	fc	50+	i20	md-att	long	blkd	no.	yds	avg	tb	ob
09/01/2022	at Pittsburgh	6	214	35.7	53	1	0	2	1	2	1-1	42	0	7	410	58.6	3	0
09/10/2022	Kansas	2	89	44.5	46	0	0	2	0	1	0-0	0	0	7	440	62.9	3	0
09/17/2022	Towson	6	242	40.3	51	0	0	2	2	2	0-0	0	0	2	130	65.0	2	0
09/22/2022	at Virginia Tech	5	210	42.0	54	0	1	0	2	2	1-1	44	0	3	180	60.0	2	0
10/01/2022	at Texas	2	73	36.5	38	0	0	1	0	0	1-1	45	0	7	433	61.9	0	0
10/13/2022	Baylor	2	77	38.5	39	0	0	1	0	1	2-2	44	0	8	515	64.4	7	0
<b>Opponents</b>		<b>23</b>	<b>905</b>	<b>39.3</b>	<b>54</b>	<b>1</b>	<b>1</b>	<b>8</b>	<b>5</b>	<b>8</b>	<b>5-5</b>	<b>45</b>	<b>0</b>	<b>34</b>	<b>2108</b>	<b>62.0</b>	<b>17</b>	<b>0</b>
<b>West Virginia</b>		<b>16</b>	<b>640</b>	<b>40.0</b>	<b>48</b>	<b>0</b>	<b>0</b>	<b>11</b>	<b>0</b>	<b>6</b>	<b>10-10</b>	<b>38</b>	<b>0</b>	<b>43</b>	<b>2530</b>	<b>58.8</b>	<b>16</b>	<b>1</b>



**2022-23 West Virginia Football**  
**By Quarter Statistics**  
**All games**

Page 1/1  
as of Oct 14, 2022

**3rd-Down Conversions**

Date	Opponent	Score	Overall	1st Qtr	2nd Qtr	3rd Qtr	4th Qtr	Overtime
09/01/2022	at Pittsburgh	L 31-38	8-16 50.0	0-2 0.0	3-5 60.0	3-5 60.0	2-4 50.0	0-1 0.0
09/10/2022	Kansas	L 42-55	8-15 53.3	1-2 50.0	3-3 100.0	2-3 66.7	2-6 33.3	0-0 0.0
09/17/2022	Towson	W 65-7	9-15 60.0	1-3 33.3	4-6 66.7	2-4 50.0	2-2 100.0	0-0 0.0
09/22/2022	at Virginia Tech	W 33-10	4-13 30.8	1-3 33.3	1-3 33.3	1-4 25.0	1-3 33.3	0-0 0.0
10/01/2022	at Texas	L 20-38	9-18 50.0	1-4 25.0	2-5 40.0	3-5 60.0	3-4 75.0	0-0 0.0
10/13/2022	Baylor	W 43-40	7-13 53.8	2-3 66.7	1-4 25.0	2-2 100.0	2-4 50.0	0-0 0.0
<b>West Virginia</b>			<b>45-90 50.0</b>	<b>6-17 35.3</b>	<b>14-26 53.8</b>	<b>13-23 56.5</b>	<b>12-23 52.2</b>	<b>0-1 0.0</b>
<b>Opponents</b>			<b>30-71 42.3</b>	<b>8-18 44.4</b>	<b>8-17 47.1</b>	<b>8-18 44.4</b>	<b>5-17 29.4</b>	<b>1-1 100.0</b>

**4th-Down Conversions**

Date	Opponent	Score	Overall	1st Qtr	2nd Qtr	3rd Qtr	4th Qtr	Overtime
09/01/2022	at Pittsburgh	L 31-38	0-1 0.0	0-0 0.0	0-0 0.0	0-0 0.0	0-1 0.0	0-0 0.0
09/10/2022	Kansas	L 42-55	3-3 100.0	1-1 100.0	0-0 0.0	0-0 0.0	2-2 100.0	0-0 0.0
09/17/2022	Towson	W 65-7	5-5 100.0	1-1 100.0	2-2 100.0	1-1 100.0	1-1 100.0	0-0 0.0
09/22/2022	at Virginia Tech	W 33-10	1-1 100.0	0-0 0.0	0-0 0.0	1-1 100.0	0-0 0.0	0-0 0.0
10/01/2022	at Texas	L 20-38	3-5 60.0	0-1 0.0	1-1 100.0	1-2 50.0	1-1 100.0	0-0 0.0
10/13/2022	Baylor	W 43-40	0-1 0.0	0-0 0.0	0-0 0.0	0-0 0.0	0-1 0.0	0-0 0.0
<b>West Virginia</b>			<b>12-16 75.0</b>	<b>2-3 66.7</b>	<b>3-3 100.0</b>	<b>3-4 75.0</b>	<b>4-6 66.7</b>	<b>0-0 0.0</b>
<b>Opponents</b>			<b>7-10 70.0</b>	<b>1-1 100.0</b>	<b>0-2 0.0</b>	<b>3-3 100.0</b>	<b>3-4 75.0</b>	<b>0-0 0.0</b>

**Time of Possession**

Date	Opponent	Score	Overall	1st Qtr	2nd Qtr	3rd Qtr	4th Qtr	Overtime
09/01/2022	at Pittsburgh	L 31-38	27:29	05:14	08:01	03:24	10:50	00:00
09/10/2022	Kansas	L 42-55	32:27	07:26	07:26	02:56	14:39	00:00
09/17/2022	Towson	W 65-7	36:00	09:20	11:23	05:14	10:03	00:00
09/22/2022	at Virginia Tech	W 33-10	38:44	09:09	08:45	06:31	14:19	00:00
10/01/2022	at Texas	L 20-38	32:10	07:04	09:54	01:50	13:22	00:00
10/13/2022	Baylor	W 43-40	30:25	06:35	08:29	08:20	07:01	00:00
<b>West Virginia</b>			<b>Total 197:15</b>	<b>44:48</b>	<b>53:58</b>	<b>28:15</b>	<b>70:14</b>	<b>00:00</b>
			<b>Avg. 32:52</b>	<b>07:28</b>	<b>09:00</b>	<b>04:42</b>	<b>11:42</b>	<b>00:00</b>
<b>Opponents</b>			<b>Total 162:45</b>	<b>32:42</b>	<b>48:32</b>	<b>37:06</b>	<b>44:25</b>	<b>00:00</b>
			<b>Avg. 27:08</b>	<b>05:27</b>	<b>08:05</b>	<b>06:11</b>	<b>07:24</b>	<b>00:00</b>





2022-23 West Virginia Football  
Red-Zone Results  
All games

Page 1/1  
as of Oct 14, 2022

West Virginia Inside Opponent Red-Zone

Date	Opponent	Score	Times	Times	Total			Rush	Pass	FGs	Failed to score inside RZ					
			In RZ	Scored	Pts	TDs	TDs	TDs	TDs	Made	FGA	Down	Int	Fumb	Half	Game
09/01/2022	at Pittsburgh	L 31-38	5	5	31	4	2	2	1	1	1	0	0	0	0	0
09/10/2022	Kansas	L 42-55	6	5	28	3	2	1	2	2	2	0	1	0	0	0
09/17/2022	Towson	W 65-7	8	8	51	7	5	2	1	1	1	0	0	0	0	0
09/22/2022	at Virginia Tech	W 33-10	5	4	16	1	1	0	3	3	3	0	0	0	0	1
10/01/2022	at Texas	L 20-38	3	3	20	3	2	1	0	0	0	0	0	0	0	0
10/13/2022	Baylor	W 43-40	4	4	20	2	2	0	2	2	2	0	0	0	0	0
Totals 29 of 31 (93.5%)			31	29	166	20	14	6	9	9	9	0	1	0	0	1

Opponents Inside West Virginia Red-Zone

Date	Opponent	Score	Times	Times	Total			Rush	Pass	FGs	Failed to score inside RZ					
			In RZ	Scored	Pts	TDs	TDs	TDs	TDs	Made	FGA	Down	Int	Fumb	Half	Game
09/01/2022	Pittsburgh	L 31-38	3	3	21	3	3	0	0	0	0	0	0	0	0	0
09/10/2022	Kansas	L 42-55	6	6	42	6	3	3	0	0	0	0	0	0	0	0
09/17/2022	Towson	W 65-7	1	0	0	0	0	0	0	0	0	0	0	0	0	1
09/22/2022	Virginia Tech	W 33-10	1	0	0	0	0	0	0	0	0	1	0	0	0	0
10/01/2022	Texas	L 20-38	4	3	21	3	1	2	0	0	0	0	0	0	0	1
10/13/2022	Baylor	W 43-40	5	4	23	3	2	1	1	1	1	0	1	0	0	0
Totals 16 of 20 (80.0%)			20	16	107	15	9	6	1	1	1	1	1	0	0	2



# 2022-23 West Virginia Football Games Played All games

Page 1/2  
as of Oct 14, 2022

##	Player	GP-GS	UP	KU	Towson	VT	UT	Baylor
0	Bryce Ford-Wheaton	6/6	START	START	START	START	START	START
2	Aubrey Burks	5/5	START	START	...	START	START	START
3	Kaden Prather	6/5	START	START	XXX	START	START	START
4	Rashad Ajayi	6/6	START	START	START	START	START	START
4	Jeremiah Aaron	5/0	...	XXX	XXX	XXX	XXX	XXX
5	Lance Dixon	6/5	START	START	START	START	START	XXX
6	Exree Loe	6/4	XXX	XXX	START	START	START	START
6	Garrett Greene	3/0	XXX	...	XXX	...	...	XXX
7	Jasir Cox	6/1	START	XXX	XXX	XXX	XXX	XXX
7	Will Crowder	1/0	...	...	XXX	...	...	...
8	Lee Kpogba	6/6	START	START	START	START	START	START
8	Nicco Marchiol	1/0	...	...	XXX	...	...	...
9	Charles Woods	1/1	START	...	...	...	...	...
10	Jared Bartlett	5/4	START	START	...	START	XXX	START
10	Jarel Williams	1/0	...	...	XXX	...	...	...
11	Wesley McCormick	6/4	XXX	XXX	START	START	START	START
11	Cortez Braham	5/0	XXX	XXX	XXX	XXX	XXX	...
12	Taijh Alston	6/2	START	START	XXX	XXX	XXX	XXX
12	CJ Donaldson	5/0	XXX	XXX	XXX	XXX	XXX	...
13	Sam James	6/6	START	START	START	START	START	START
13	Hershey McLaurin	6/1	XXX	XXX	START	XXX	XXX	XXX
14	Malachi Ruffin	6/1	XXX	START	XXX	XXX	XXX	XXX
14	Matt Cavallaro	0/0	...	...	...	...	...	...
15	Reese Smith	6/1	XXX	START	XXX	XXX	XXX	XXX
16	Caleb Coleman	1/0	...	...	XXX	...	...	...
16	Jake Robbins	0/0	...	...	...	...	...	...
17	Jaylon Shelton	0/0	...	...	...	...	...	...
18	JT Daniels	6/6	START	START	START	START	START	START
18	Tirek Austin-Cave	4/0	...	...	XXX	XXX	XXX	XXX
19	Graeson Malashevich	6/0	XXX	XXX	XXX	XXX	XXX	XXX
19	Trey Lathan	1/0	...	...	XXX	...	...	...
20	Andrew Wilson-Lamp	6/0	XXX	XXX	XXX	XXX	XXX	XXX
24	Tony Mathis	6/6	START	START	START	START	START	START
24	Marcis Floyd	6/6	START	START	START	START	START	START
26	Justin Johnson Jr.	6/0	XXX	XXX	XXX	XXX	XXX	XXX
27	Davis Mallinger	6/2	XXX	START	XXX	XXX	XXX	START
28	Jaylen Anderson	1/0	...	...	XXX	...	...	...
28	Jacolby Spells	5/0	...	XXX	XXX	XXX	XXX	XXX
29	Preston Fox	6/0	XXX	XXX	XXX	XXX	XXX	XXX
29	Mumu Bin-Wahad	4/0	XXX	...	XXX	XXX	XXX	...
30	Naim Muhammad	2/0	...	XXX	XXX	...	...	...
31	Christion Stokes	0/0	...	...	...	...	...	...
32	Raleigh Collins III	1/0	...	...	XXX	...	...	...
33	Jairo Faverus	6/0	XXX	XXX	XXX	XXX	XXX	XXX
34	Avery Wilcox	1/0	...	...	XXX	...	...	...
35	Aric Burton	1/0	...	...	XXX	...	...	...
36	Marquan Rucker	1/0	...	...	XXX	...	...	...
36	Caden Biser	5/0	...	XXX	XXX	XXX	XXX	XXX
37	Parker Grothaus	6/0	XXX	XXX	XXX	XXX	XXX	XXX
37	Keaton Thomas	1/0	...	...	XXX	...	...	...
38	Macguire Moss	0/0	...	...	...	...	...	...
38	Donald Brandel	0/0	...	...	...	...	...	...
39	Danny King	1/0	...	...	XXX	...	...	...
40	Kolton McGhee	0/0	...	...	...	...	...	...
40	Wil Schoonover	1/0	...	...	XXX	...	...	...
41	Jarrett Lawrence	0/0	...	...	...	...	...	...
41	Oliver Straw	5/0	XXX	XXX	...	XXX	XXX	XXX
42	Corbin Page	0/0	...	...	...	...	...	...
42	Tyrin Woodby	0/0	...	...	...	...	...	...
43	Austin Brinkman	6/0	XXX	XXX	XXX	XXX	XXX	XXX



**2022-23 West Virginia Football**  
**Games Played**  
**All games**

Page 2/2  
as of Oct 14, 2022

##	Player	GP-GS	UP	KU	Towson	VT	UT	Baylor
44	Lanell Carr	6/2	XXX	XXX	START	XXX	START	XXX
45	Taurus Simmons	6/0	XXX	XXX	XXX	XXX	XXX	XXX
47	Anthony Del Negro	6/0	XXX	XXX	XXX	XXX	XXX	XXX
48	Casey Legg	6/0	XXX	XXX	XXX	XXX	XXX	XXX
48	Gene Townsel	0/0	...	...	...	...	...	...
49	Taran Fitzpatrick	0/0	...	...	...	...	...	...
50	Brandon Yates	6/0	XXX	XXX	XXX	XXX	XXX	XXX
52	Jalen Thornton	2/0	...	...	...	XXX	...	XXX
53	Jordan White	2/1	START	...	XXX	...	...	...
54	Zach Frazier	6/6	START	START	START	START	START	START
55	Dante Stills	6/6	START	START	START	START	START	START
55	Tomas Rimac	6/0	XXX	XXX	XXX	XXX	XXX	XXX
56	Derek Berlitz	1/0	...	...	XXX	...	...	...
57	Sullivan Weidman	0/0	...	...	...	...	...	...
58	Nick Malone	6/0	XXX	XXX	XXX	XXX	XXX	XXX
59	Jackson Oxley	0/0	...	...	...	...	...	...
62	Tyler Connolly	1/0	...	...	XXX	...	...	...
63	Bryce Biggs	1/0	...	...	XXX	...	...	...
64	Wyatt Milum	6/6	START	START	START	START	START	START
65	Donavan Beaver	0/0	...	...	...	...	...	...
66	Ja'Quay Hubbard	6/5	XXX	START	START	START	START	START
67	Landen Livingston	0/0	...	...	...	...	...	...
68	Dylan Ray	1/0	...	...	XXX	...	...	...
70	Shawn See	1/0	...	...	XXX	...	...	...
71	Maurice Hamilton	0/0	...	...	...	...	...	...
72	Doug Nester	6/6	START	START	START	START	START	START
73	Chris Mayo	1/0	...	...	XXX	...	...	...
74	James Gmitter	6/6	START	START	START	START	START	START
76	Charlie Katarincic	0/0	...	...	...	...	...	...
81	Treytan Davis	6/0	XXX	XXX	XXX	XXX	XXX	XXX
82	Victor Wikstrom	0/0	...	...	...	...	...	...
83	C.J. Cole	4/0	...	...	XXX	XXX	XXX	XXX
84	Hudson Clement	0/0	...	...	...	...	...	...
85	Theo Grabill	0/0	...	...	...	...	...	...
86	Will Dixon	0/0	...	...	...	...	...	...
87	Mike O'Laughlin	5/3	XXX	XXX	START	START	START	...
88	Brian Polendey	6/3	START	XXX	START	XXX	XXX	START
89	Nick Maher	0/0	...	...	...	...	...	...
91	Sean Martin	6/4	XXX	XXX	START	START	START	START
92	Asani Redwood	1/0	...	...	XXX	...	...	...
93	Mike Lockhart	6/0	XXX	XXX	XXX	XXX	XXX	XXX
94	Hammond Russell IV	0/0	...	...	...	...	...	...
95	Jordan Jefferson	6/6	START	START	START	START	START	START
96	Edward Vesterinen	6/0	XXX	XXX	XXX	XXX	XXX	XXX
97	Brayden Dudley	1/0	...	...	XXX	...	...	...
98	Leighton Bechdel	1/0	...	...	XXX	...	...	...
99	Zeiqui Lawton	0/0	...	...	...	...	...	...
99	Ronan Swope	0/0	...	...	...	...	...	...