



MOUNTAINEER BASKETBALL

PO BOX 877

MORGANTOWN, WV 26507-0877

WVUSPORTS.COM

304.293.2821 PHONE

2021-22 Schedule/Results

| Date | Opponent | Television | Time/Results |
|-------|-----------------------------|---------------------|-------------------------|
| O29 | Akron (charity exhibition) | Big 12 Now on ESPN+ | W/74-59 |
| N9 | Oakland | Big 12 Now on ESPN+ | W/60-53 |
| N12 | Pitt | ESPN | W/74-59 |
| N18 | vs. Elon & | ESPN2 | W/87-68 |
| N19 | vs. Marquette & | ESPN2 | L/82-71 |
| N21 | vs. Clemson & | ESPN2 | W/66-59 |
| N26 | Eastern Kentucky | Big 12 Now on ESPN+ | W/80-77 |
| N30 | Bellarmine | Big 12 Now on ESPN+ | W/74-55 |
| D4 | Radford | Big 12 Now on ESPN+ | W/67-51 |
| D8 | UConn * | ESPN2 | W/56-53 |
| D12 | Kent State | ESPN2 | W/63-50 |
| D18 | at UAB * | CBS Sports Network | W/65-59 |
| D22 | Youngstown State | Big 12 Now on ESPN+ | W/82-52 |
| J1 | at Texas * | ESPN | L/74-59 |
| J3 | at TCU * | ESPN | Postponed until Feb. 21 |
| J8 | Kansas State * | Big 12 Now on ESPN+ | W/71-68 |
| J11 | Oklahoma State * | ESPN2 | W/70-60 |
| J15 | at Kansas * | CBS | L/85-59 |
| J18 | Baylor * | ESPN2 | 5:00 p.m. |
| J22 | at Texas Tech * | ESPN2 | Noon |
| J26 | Oklahoma * | ESPN2 | 8:00 p.m. |
| J29 | at Arkansas # | ESPN2 | 2:00 p.m. |
| J31 | at Baylor * | ESPN | 9:00 p.m. |
| F5 | Texas Tech * | ESPN2 | Noon/2:00 p.m. |
| F8 | Iowa State * | Big 12 Now on ESPN+ | 7:00 p.m. |
| F12 | at Oklahoma State * | ESPN2 | 2:00 p.m. |
| F14 | at Kansas State * | ESPN2 | 7:00 p.m. |
| F19 | Kansas * | ESPN | 8:00 p.m. |
| F21 | at TCU * | Big 12 Now on ESPN+ | 8:00 p.m. |
| F23 | at Iowa State * | ESPN2/U | 7:00 p.m. |
| F26 | Texas * | ESPN2 | Noon/2:00/4:00 p.m. |
| M1 | at Oklahoma * | ESPN2 | 7:00 p.m. |
| M5 | TCU * | Big 12 Now on ESPN+ | 2:00 p.m. |
| M9-12 | Phillips 66 Big 12 Champ. @ | ESPN2/U | TBD |

& Shriners Children's Charleston Classic, Charleston, S.C.

* Legacy Arena, Birmingham, Ala.

* Big East-Big 12 Battle

* Big 12 Conference Game

Big 12/SEC Challenge

@ Phillips 66 Big 12 Championship, Kansas City, Mo.



No. 5/6 Baylor
Bears (15-2, 3-2)

Game 17 - Baylor

DATE: Tuesday, Jan. 18, 2022

LOCATION: WVU Coliseum (14,000) in Morgantown, W.Va.

TIPOFF: 5:00 p.m. ET

SERIES: Baylor leads 12-8

TV: ESPN2 (Rich Hollenberg and Jay Bilas)

RADIO: MSN from Learfield (Tony Caridi & Jay Jacobs) XM 380, SXM App 970

Officials: Announced on game day



West Virginia
Mountaineers (13-3, 2-2)

West Virginia and Baylor to Meet Tuesday at 5 p.m. in Morgantown

- It was announced on Dec. 20 that Bob Huggins is eligible for the 2022 class of the Naismith Basketball Hall of Fame.
- With the win against Clemson on Nov. 21, Bob Huggins moved past Roy Williams for fourth place on the NCAA all-time Division I winningest coaches list. Huggins' record now stands at 913-385 in his 40th season as a head coach. He needs seven more wins to tie Jim Calhoun for third place all-time.
- Huggins is the third-winningest active coach behind Mike Krzyzewski and Jim Boeheim.
- On Jan. 4, 2021 at Oklahoma State, Bob Huggins recorded his 300th career victory at his alma mater. Only Gale Catlett (1979-2002) has won more games at WVU with 439. Huggins now has 323 victories at West Virginia.
- Huggins became just the second coach to win at least 300 games at two different Division I schools (WVU - 323 and Cincinnati - 399), joining Roy Williams (Kansas - 418 and North Carolina - 485).
- In his 40th season as a head coach, Huggins became the 18th Division I head coach all-time to coach 40 or more years.
- At 1,298 career games coached, Huggins has coached the sixth-most games in college basketball history behind Krzyzewski, Boeheim, Jim Phelan, Cliff Ellis and Jim Calhoun.
- West Virginia has held 10 of its 16 opponents to 60 points or less this season.
- Huggins has wins over 55 AP-ranked teams at WVU, including 22 wins over Top 10 teams and three over No. 1.
- Huggins has seven wins over AP Top 5 teams at WVU, most recently against No. 4 Baylor on March 7, 2020.
- Huggins has 100 wins over ranked teams as a head coach in his career.
- WVU is 585-169 (.778) all-time at the WVU Coliseum and 226-55 at the WVU Coliseum in the last 18 seasons.
- West Virginia is 176-49 at the WVU Coliseum under Bob Huggins, including an 87-41 mark in league games.
- The Mountaineers have won 101 of their last 146 conference games at the WVU Coliseum.
- WVU is 73-55 in the Big 12 regular season in the last eight seasons.
- West Virginia is 142-113 under Bob Huggins in conference regular season games (Big 12 and Big East).
- Bob Huggins is 98-83 in Big 12 Conference games. He is 88-77 at WVU, and was 10-6 at Kansas State in 2006-07.
- Taz Sherman is one of two Big 12 players to be named Big 12 Player of the Week twice this season.
- Sean McNeil earned Big 12 Player of the Week honors on Dec. 27, the second honor in his career.
- Sherman ranks 47th in scoring nationally, averaging 18.9 points per game.
- The Mountaineers rank 16th in turnover margin (4.9) in the latest NCAA statistics.
- This season, WVU has seven seniors, including five who are in their fifth year of eligibility due to COVID-19.
- West Virginia has allowed its opponent to shoot 50 percent or better 90 times under Bob Huggins (497 games).
- West Virginia has made at least one 3-point field goal in 745 consecutive games.
- Last season, Gabe Osabuohien led WVU with 171 deflections and 23 charges taken.
- Osabuohien leads WVU with 106 deflections, followed by Kedrian Johnson with 96 and Jalen Bridges 81.
- Osabuohien has taken 17 charges taken this season, including three against Kansas State on Jan. 8.
- WVU is forcing its opponents to turn it over on 25.1% of their possessions, the 11th-best percentage in the country.
- Sean McNeil hit his 100th career 3-point field goal against Oakland. Taz Sherman hit his 100th against Kansas State.
- McNeil is shooting 52.9 percent (9-of-17) from 3-point range in Big 12 play.
- The Mountaineers have won 122 of their last 134 games when holding opponents to 69 points or less.
- WVU has won 133 of its last 146 and 189 of its last 212 games when holding opponents to less than 69 points.
- WVU is 244-41 under Huggins when holding opponents to 69 points or less.
- West Virginia is 80-5 under Bob Huggins when shooting 50 percent or better from the field.
- West Virginia is 253-52 under Bob Huggins when leading at halftime.
- West Virginia is 259-30 under Bob Huggins when leading by 10 or more points in a game.
- West Virginia is 222-16 under Bob Huggins when posting a higher shooting percentage than its opponent.
- The Mountaineers are 238-60 under Bob Huggins when scoring 70 or more points in a game.
- West Virginia is 238-68 under Bob Huggins when outrebounding its opponent.
- West Virginia is 173-83 (.675) since the start of the 2014-15 season.
- In 2020-21, it was WVU's 10th NCAA appearance in 14 years and 12th appearance in the last 17 seasons.
- WVU has made 16 postseason appearances in the last 18 years, including the NCAA Final Four in 2010.
- WVU is 237-66 in its last 303 games against unranked teams, including winners of 127 of its last 149 at home.
- Huggins has posted 55 conference road victories in 15 seasons at WVU, including six in 2020-21, two in 2019-20, four in 2017-18, five Big 12 road wins in 2016-17, six Big 12 road wins in 2015-16 and four Big 12 road wins in 2014-15.
- The Mountaineers are 17-15 in games played on Jan. 18. WVU is 518-344 in the month of January.

WVU Athletics Communications

Associate Athletics Director Bryan Messerly

Email bryan.messerly@mail.wvu.edu

Office Phone 304-293-2821

Twitter @wvusidmess/@wvuhoops

Follow the Mountaineers on ...

WVUSPORTS.COM

f WVUMensBasketball

youtube/wvusports

@WVUHoops #HailWV



big12sports.com

@WVUHoops

Bob Huggins

- Huggins is WVU's 21st head basketball coach.
- Huggins is a Morgantown native and a 1977 graduate of West Virginia University.
- Huggins has won 913 games in his 40th season as a head coach.
- Huggins ranks third in total victories among active Division I head coaches.
- Huggins ranks fourth among the NCAA's all-time winningest coaches.
- Huggins' teams have participated in postseason play in 34 of 39 seasons, including 25 NCAA Tournaments.
- His squads have won 20 or more games in all but nine of his 39 campaigns, including 30 or more twice.
- Huggins averages 23.7 victories a season.
- Huggins has made two NCAA Final Fours and four NCAA Elite Eight appearances.
- He has been named national coach of the year six times.
- Huggins' teams have finished in the Top 10 final rankings nine times.
- Huggins has coached 13 All-Americans and 75 all-conference selections.
- Huggins has coached 20 NBA draft picks, including six first round selections and four lottery picks.
- Huggins has won 13 conference regular season titles.
- Huggins has won 10 conference tournament titles.
- Huggins has led West Virginia to 10 NCAA Tournament appearances.

| Year | School | Position | Record |
|----------------|----------------------|--------------------|----------------|
| 1977-78 | West Virginia | Graduate Assistant | 12-16 |
| 1978-79 | Ohio State (NIT) | Assistant Coach | 19-12 |
| 1979-80 | Ohio State (NCAA) | Assistant Coach | 21-8 |
| 1980-81 | Walsh College | Head Coach | 14-16 |
| 1981-82 | Walsh College (NAIA) | Head Coach | 23-9 |
| 1982-83 | Walsh College (NAIA) | Head Coach | 34-1 |
| 1983-84 | UCF | Assistant Coach | 15-13 |
| 1984-85 | Akron | Head Coach | 12-14 |
| 1985-86 | Akron (NCAA) | Head Coach | 22-8 |
| 1986-87 | Akron (NIT) | Head Coach | 21-9 |
| 1987-88 | Akron | Head Coach | 21-7 |
| 1988-89 | Akron (NIT) | Head Coach | 21-8 |
| 1989-90 | Cincinnati (NIT) | Head Coach | 20-14 |
| 1990-91 | Cincinnati (NIT) | Head Coach | 18-12 |
| 1991-92 | Cincinnati (NCAA) | Head Coach | 29-5 |
| 1992-93 | Cincinnati (NCAA) | Head Coach | 27-5 |
| 1993-94 | Cincinnati (NCAA) | Head Coach | 22-10 |
| 1994-95 | Cincinnati (NCAA) | Head Coach | 23-11 |
| 1995-96 | Cincinnati (NCAA) | Head Coach | 28-5 |
| 1996-97 | Cincinnati (NCAA) | Head Coach | 26-8 |
| 1997-98 | Cincinnati (NCAA) | Head Coach | 27-6 |
| 1998-99 | Cincinnati (NCAA) | Head Coach | 27-6 |
| 1999-00 | Cincinnati (NCAA) | Head Coach | 29-4 |
| 2000-01 | Cincinnati (NCAA) | Head Coach | 25-10 |
| 2001-02 | Cincinnati (NCAA) | Head Coach | 31-4 |
| 2002-03 | Cincinnati (NCAA) | Head Coach | 17-12 |
| 2003-04 | Cincinnati (NCAA) | Head Coach | 25-7 |
| 2004-05 | Cincinnati (NCAA) | Head Coach | 25-8 |
| 2006-07 | Kansas State (NIT) | Head Coach | 23-12 |
| 2007-08 | West Virginia (NCAA) | Head Coach | 26-11 |
| 2008-09 | West Virginia (NCAA) | Head Coach | 23-12 |
| 2009-10 | West Virginia (NCAA) | Head Coach | 31-7 |
| 2010-11 | West Virginia (NCAA) | Head Coach | 21-12 |
| 2011-12 | West Virginia (NCAA) | Head Coach | 19-14 |
| 2012-13 | West Virginia | Head Coach | 13-19 |
| 2013-14 | West Virginia (NIT) | Head Coach | 17-16 |
| 2014-15 | West Virginia (NCAA) | Head Coach | 25-10 |
| 2015-16 | West Virginia (NCAA) | Head Coach | 26-9 |
| 2016-17 | West Virginia (NCAA) | Head Coach | 28-9 |
| 2017-18 | West Virginia (NCAA) | Head Coach | 26-11 |
| 2018-19 | West Virginia (CBI) | Head Coach | 15-21 |
| 2019-20 | West Virginia * | Head Coach | 21-10 |
| 2020-21 | West Virginia (NCAA) | Head Coach | 19-10 |
| 2021-22 | West Virginia | Head Coach | 13-3 |
| Overall | 40 Seasons | | 913-385 |

Postseason canceled due to COVID-19

By The Numbers

- 2 - Appearances in the NCAA Final Four (1992, 2010)
- 3 - Times earning the Ray Meyer Award as the Conference USA Coach of the Year (1997-98, 1998-99, 1999-00); also named the Conference USA Coach of the Decade
- 4 - Appearances in the NCAA Elite Eight (1992, 1993, 1996, 2010)
- 5 - Conference Players of the Year (Danny Fortson - 1996 and 1997; Kenyon Martin - 2000; Steve Logan 2001 and 2002)
- 6 - Times named National Coach of the Year (1991-92 - Hoop Scoop, 1992-93 - Playboy, 1997-98 - Basketball Times, 1999-2000 - The Sporting News, 2001-02 - ESPN.com, 2014-15 - Jim Phelan Award)
- 9 - Top-10 final poll rankings
- 10 - Number of NCAA appearances at West Virginia (2008, 2009, 2010, 2011, 2012, 2015, 2016, 2017, 2018, 2021)
- 10 - Conference tournament titles
- 14 - Number of All-Americans in coaching tenure (Bobby Brannan - 1998, DaSean Butler - 2010, Jevon Carter - 2018, Derek Culver - 2021, Danny Fortson - 1995-1997, DerMarr Johnson - 2000, Kevin Jones - 2012, Steve Logan - 2001-2002, Kenyon Martin - 1999-2000, Pete Miceal - 2000, Ruben Patterson - 1998, Juwan Staten - 2015, Nick Van Exel - 1993, Dontonio Wingfield - 1994)
- 13 - Conference regular season titles
- 14 - Consecutive NCAA Tournament appearances at Cincinnati (1992-2005)
- 20 - NBA Draft picks, including six first round selections and four lottery picks (Marcel Boyce - 1987; Corie Blount and Nick Van Exel - 1993; Dontonio Wingfield - 1994; Danny Fortson - 1997; Ruben Patterson - 1998; Melvin Levett - 1999; Kenyon Martin, DerMarr Johnson and Pete Miceal - 2000; Kenny Satterfield - 2001; Steve Logan - 2002; Jason Maxiell - 2005; James White - 2006; Joe Alexander - 2008; Bill Walker - 2008; DaSean Butler and Devin Ebanks - 2010; Jevon Carter - 2018; Miles McBride - 2021)
- 25 - NCAA Tournament appearances
- 30 - Number of 20-win seasons in his 39 years as a head coach, including 18 seasons of 25 wins or more
- 34 - Postseason appearances; 25 NCAA appearances, six NIT appearances (two at Akron; two at Cincinnati; one at Kansas State; one at West Virginia), one CBI and two NAIA
- 75 - All-Conference selections in Division I (43 at Cincinnati; three at Akron; two at Kansas State; 27 at West Virginia)

WINNINGEST ALL-TIME DIVISION I MEN'S BASKETBALL COACHES

| Coach | Wins |
|-----------------------|------------|
| 1. Mike Krzyzewski | 1184 |
| 2. Jim Boeheim | 989 |
| 3. Jim Calhoun | 920 |
| 4. Bob Huggins | 913 |
| 5. Roy Williams | 903 |
| 6. Bob Knight | 902 |
| 7. Dean Smith | 879 |
| 8. Adolph Rupp | 876 |
| 9. Jim Phelan | 830 |
| 10. Rollie Massimino | 816 |
| 11. Eddie Sutton | 806 |
| 12. Rick Byrd | 805 |
| 13. Cliff Ellis | 804 |
| 14. Lefty Driesell | 786 |
| 15. Lute Olson | 781 |
| 16. Lou Henson | 779 |
| 17. Ed Diddle | 759 |
| 18. Henry Iba | 755 |
| 19. John Beilein | 754 |
| 20. Bo Ryan | 747 |

Milestone Wins

| | |
|---------------------------------------|--------|
| 1 - at Oberlin (11/22/80) | 91-59 |
| 50 - vs. Mercyhurst (1/6/83) | 65-56 |
| 100 - vs. Tennessee Tech (2/10/86) | 79-69 |
| 150 - vs. Stephen F. Austin (12/3/88) | 102-77 |
| 200 - vs. Xavier (1/30/91) | 69-56 |
| 250 - vs. DePaul (1/30/93) | 80-54 |
| 300 - at Dayton (1/26/95) | 81-60 |
| 350 - vs. DePaul (2/1/97) | 90-53 |
| 400 - vs. UNC Wilmington (12/30/98) | 81-52 |
| 450 - vs. Youngstown State (12/20/00) | 74-65 |
| 500 - vs. Boston University (3/15/02) | 90-52 |
| 550 - vs. Jackson State (12/20/04) | 95-43 |
| 600 - at Canisius (12/22/07) | 77-54 |
| 650 - vs. Marquette (12/29/09) | 63-62 |
| 700 - vs. Missouri State (12/22/11) | 70-68 |
| 750 - vs. NC State (12/20/14) | 83-69 |
| 800 - vs. UMKC (12/17/16) | 112-67 |
| 850 - vs. Youngstown State (12/1/18) | 106-72 |
| 900 - vs. Morehead State (3/19/21) | 84-67 |

By School

| School | Tenure | Won | Lost | Pct. |
|---------------|----------|-----|------|------|
| Walsh | 3 years | 71 | 26 | .732 |
| Akron | 5 years | 97 | 46 | .678 |
| Cincinnati | 16 years | 399 | 127 | .759 |
| Kansas State | 1 year | 23 | 12 | .657 |
| West Virginia | 15 years | 323 | 174 | .651 |

Coaching Honors

2021-22 Season
Naismith Memorial Basketball Hall of Fame Ballot

2020-21 Season
Naismith Memorial Basketball Hall of Fame Ballot
USBWA District II Coach of the Year

2019-20 Season
Naismith Memorial Basketball Hall of Fame Ballot

2018-19 Season
Naismith Memorial Basketball Hall of Fame Ballot
Conference USA Inaugural Hall of Fame Class

2017-18 Season
Naismith Memorial Basketball Hall of Fame Ballot

2014-15 Season
Big 12 Coach of the Year
National Coach of the Year (Jim Phelan Award)
West Virginia State Sportswriters Coach of the Year
NABC District 8 Coach of the Year

2009-10 Season
West Virginia State Sportswriters Coach of the Year
Big East Tournament Champions

2008-09 Season
West Virginia State Sportswriters Coach of the Year

2007-08 Season
West Virginia State Sportswriters Coach of the Year

2006-07 Season
USBWA District VI Coach of the Year
Big 12 Coach of the Year by the Kansas City Star

2004-05 Season
Conference USA Coach of the Decade

2003-04 Season
Conference USA Regular Season Champions
Conference USA Tournament Champions

2001-02 Season
Conference USA Regular Season Champions
Conference USA Tournament Champions
National Coach of the Year (ESPN.com)

2000-01 Season
Conference USA Regular Season Champions

1999-00 Season
Conference USA Regular Season Champions
Conference USA Coach of the Year
Ohio College Coach of the Year
National Coach of the Year (The Sporting News)

1998-99 Season
Conference USA Regular Season Champions
Conference USA Coach of the Year

1997-98 Season
Conference USA Regular Season Champions
Conference USA Tournament Champions
Conference USA Coach of the Year
National Coach of the Year (Basketball Times)

1996-97 Season
Conference USA Regular Season Champions

1995-96 Season
Conference USA Regular Season Champions
Conference USA Tournament Champions
Midwest Coach of the Year (Basketball Times)
Ohio College Coach of the Year

1994-95 Season
Great Midwest Tournament Champions

1993-94 Season
Great Midwest Tournament Champions
Akron Sports Hall of Fame

1992-93 Season
Great Midwest Conference Regular Season Champions
Great Midwest Tournament Champions
Great Midwest Conference Coach of the Year
National Coach of the Year (Playboy)

1991-92 Season
Great Midwest Conference Regular Season Champions
Great Midwest Tournament Champions
Great Midwest Conference Coach of the Year
District 4 Coach of the Year (USBWA)
Ohio College Coach of the Year
Midwest Coach of the Year (Basketball Times)
National Co-Coach of the Year (Hoop Scoop)

1989-90 Season
Metro Conference Coach of the Year

1985-86 Season
Ohio Valley Conference Champions
Ohio Valley Coach of the Year
Walsh College Wall of Fame

1984-85 Season
Ohio Valley Coach of the Year

1982-83 Season
Mid-Ohio Conference Champions
NAIA District Champions
Mid-Ohio Conference Coach of the Year
NAIA District 22, NAIA Area 6 Coach of the Year

1981-82 Season
Mid-Ohio Conference Champions
Mid-Ohio Conference Coach of the Year
NAIA District 22 Coach of the Year



Probable Mountaineer Starters (Starters based on previous game)

| No. | Name | Pos. | Ht. | Wt. | Cl. | Statistics | Notes |
|-----|-----------------|------|------|-----|-------|-------------------|--|
| 11 | Jalen Bridges | F | 6-7 | 225 | So. | 8.8 ppg, 5.4 rpg | Averaging 13.5 points in Big 12 games this season |
| 13 | Isaiah Cottrell | F | 6-10 | 245 | r-Fr. | 4.4 ppg, 2.6 rpg | Tied for fifth in Big 12 in blocked shots per game |
| 22 | Sean McNeil | G | 6-3 | 205 | Sr. | 14.3 ppg, 2.9 rpg | Leads WVU with 30 3-point field goals made |
| 12 | Taz Sherman | G | 6-4 | 190 | 5th | 18.9 ppg, 2.9 rpg | Second in the Big 12 in points per game |
| 0 | Kedrian Johnson | G | 6-3 | 185 | Sr. | 4.7 ppg, 2.1 rpg | Leads WVU with 32 steals on the season |

Mountaineers Off The Bench

| No. | Name | Pos. | Ht. | Wt. | Cl. | Statistics | Notes |
|-----|-----------------|------|------|-----|-----|------------------|--|
| 10 | Malik Curry | G | 6-1 | 190 | 5th | 7.9 ppg, 2.1 rpg | Season-high 23 points at Kansas on Jan. 15 |
| 3 | Gabe Osabuohien | F | 6-7 | 240 | 5th | 4.7 ppg, 5.9 rpg | Averaging 10.0 rebounds in Big 12 games |
| 1 | Pauly Paulicap | F | 6-8 | 235 | 5th | 3.0 ppg, 3.6 rpg | Shooting 47.4 percent from the field |
| 5 | Dimon Carrigan | F | 6-9 | 230 | 5th | 2.1 ppg, 3.1 rpg | Tied for fifth in Big 12 in blocked shots per game |
| 2 | Kobe Johnson | G | 6-3 | 210 | Fr. | 1.0 ppg, 0.7 rpg | Ohio Division I Player of the Year in 2021 |
| 45 | Seth Wilson | G | 6-1 | 215 | Fr. | 1.0 ppg, 0.6 rpg | Named Lorain County Mr. Basketball |
| 32 | James Okonkwo | F | 6-8 | 230 | Fr. | 1.0 ppg, 1.0 rpg | Attended Beckley Prep JVN in Beckley, W.Va. |
| 23 | Seny Ndiaye | F | 6-10 | 245 | So. | 0.0 ppg, 1.8 rpg | Named to the Academic All-Big 12 Rookie Team |
| 4 | Jamel King | F | 6-7 | 190 | Fr. | 0.0 ppg, 0.0 rpg | Originally committed to New Mexico |

Probable Baylor Starters (Starters based on previous game)

| No. | Name | Pos. | Ht. | Wt. | Cl. | Statistics |
|-----|---------------|------|------|-----|-----|-------------------|
| 0 | Flo Thamba | F | 6-10 | 245 | Sr. | 4.9 ppg, 4.4 rpg |
| 2 | Kendall Brown | F | 6-8 | 205 | Fr. | 10.6 ppg, 4.0 rpg |
| 24 | Matthew Mayer | F | 6-9 | 225 | Sr. | 9.1 ppg, 4.9 rpg |
| 10 | Adam Flagler | G | 6-3 | 180 | Jr. | 12.1 ppg, 2.2 rpg |
| 11 | James Akinjo | G | 6-1 | 190 | Sr. | 13.9 ppg, 2.6 rpg |

Scouting Baylor

- Baylor is 15-2 overall and 3-2 in the Big 12 following a 61-54 loss at home to Oklahoma State on Saturday.
- The Bears opened the season with 15 wins in a row followed by losses to Oklahoma State and Texas Tech.
- Baylor is 3-0 on the road and 3-0 on neutral courts. The Bears are 2-0 in Big 12 Conference road games.
- Scott Drew is 385-217 in his 19th season at Baylor. He is 405-228 in his 20th season overall as a head coach.

Series Record

- Baylor holds an 12-8 series advantage over West Virginia.
- Last season, No. 3 Baylor defeated No. 6 West Virginia, 94-89 in overtime, in Morgantown. The game in Waco was canceled due to COVID-19.
- West Virginia has won seven of the last 12 meetings in the series.
- The Mountaineers are 4-5 against Baylor in the WVU Coliseum.
- The first meeting in the series took place in the finals of the 2011 Las Vegas Classic. WVU fell in overtime, 83-81, on Dec. 23, 2011.
- Since West Virginia joined the Big 12 Conference in 2012, WVU is 8-11 against Baylor.
- Bob Huggins is 9-12 all-time against Baylor. Huggins' K-State team defeated Baylor, 69-60, on Jan. 17, 2007, in Manhattan, Kansas. He is 8-12 against Baylor at WVU.

WVU Basketball Tradition

- This is the 113th season and 119th year overall for West Virginia basketball, which began in 1903.
- The Mountaineers own a 1,824-1,122 all-time record in intercollegiate basketball competition, ranking the Mountaineers 20th in wins among all Division I schools.
- WVU has earned 30 NCAA berths, 16 NIT trips and one CBI bid since 1941, and has finished in the Top 25 24 times, including an amazing nine straight years from 1955-63.
- In 1958, the Mountaineers finished the regular season ranked No. 1 in both polls and in 1959, West Virginia, led by All-America guard Jerry West, lost in the NCAA finals to California.
- West Virginia has had 13 first team All-Americans, headlined by West, who went on to become one of basketball's all-time greats with the NBA's Los Angeles Lakers.
- Under Huggins, Derek Culver was named to the Lute Olson All-American team in 2021. Jevon Carter was named to the John Wooden, Lute Olson and Senior CLASS All-America teams in 2018. Juwan Staten was named to the Lute Olson All-America team in 2015, Da'Sean Butler earned All-America first team honors in 2010 by John Wooden & *Basketball Times* and Kevin Jones earned All-America honors in 2012 by John Wooden.
- Besides West, some of basketball's biggest names have been affiliated with the Old Gold & Blue, including former Lakers coach and general manager Fred Schaus, former NBA President of Basketball Operations and NBA Hall of Famer Rod Thorn and former Utah Jazz broadcaster and NBA Hall of Famer "Hot Rod" Hundley.
- West Virginia has played in four different home venues: the ROTC Armory (1903-15), The Ark (1916-27), Stansbury Hall (1928-69) and the WVU Coliseum (1970-present). When the WVU Coliseum was closed due to asbestos removal during the 1999-2000 season, WVU played home games in Charleston, Wheeling and Fairmont.

When West Virginia ...

Plays a home game: 10-0
Plays a road game: 1-2
Plays a game at a neutral site: 2-1
Plays a Big 12 game: 2-2
Plays a nonconference game: 11-1

Plays on Sunday: 2-0
Plays on Monday: 0-0
Plays on Tuesday: 3-0
Plays on Wednesday: 2-0
Plays on Thursday: 1-0
Plays on Friday: 2-1
Plays on Saturday: 3-2

Wears white uniforms: 6-1
Wears blue uniforms: 0-2
Wears gold uniforms: 4-0
Wears gray uniforms: 3-0

Wins the tipoff: 7-2
Is ahead at halftime: 10-1
Is behind at halftime: 3-2
Is tied at halftime: 0-0
Plays an overtime game: 0-0
Leads by 10 or more points: 8-1
Trails by 10 or more points: 4-3
Leads entering the final minute: 13-0
Is behind entering the final minute: 0-3
Is tied entering the final minute: 0-0

Shoots 50% or better from the field: 2-0
Shoots less than 50% from the field: 11-3
Allows the opponent to shoot 50% or better: 2-2
Holds the opponent to less than 50%: 11-1
Outshoots the opponent: 8-1

Outrebounds the opponent: 8-0
Is outrebounded by the opponent: 5-2
Has the same number of rebounds as the opponent: 0-1
Outscores the opponent in bench scoring: 10-2
Is outscored by the opponent's bench: 2-1
Scores the same as the opponent's bench: 1-0

Shoots more free throws than the opponent: 10-2
Shoots fewer free throws than the opponent: 3-1
Shoots the same number of free throws as the opponent: 0-0
Commits more fouls than the opponent: 1-0
Commits fewer fouls than the opponent: 9-3
Commits the same number of fouls as the opponent: 3-0
Has more turnovers than the opponent: 1-1
Has fewer turnovers than the opponent: 11-2
Has the same number of turnovers as the opponent: 1-0

Scores less than 60 points: 1-2
Scores 60-69 points: 5-0
Scores 70-79 points: 4-0
Scores 80 or more points: 3-1
Allows the opponent less than 60 points: 9-0
Allows the opponent 60-69 points: 3-0
Allows the opponent 70-79 points: 1-2
Allows the opponent more than 80 points: 0-1

West Virginia In Its 13 Wins/3 Losses

WVU's field goal percentage: 44.3/36.9
WVU's free throw percentage: 65.3/74.1
WVU's 3-point field goal percentage: 30.7/34.7
WVU's free throw attempts/game: 21.1/18.0
WVU's offensive rebounds/game: 11.7/11.7
WVU's rebounds/game: 34.5/34.3
WVU's rebound margin/game: -0.7/-4.7
WVU's assists/game: 11.0/9.3
WVU's turnovers/game: 11.8/14.0
WVU's points/game: 70.4/63.0
Opponent's field goal percentage: 40.6/48.9
Opponent's points/game: 58.8/60.3
Opponent's turnovers/game: 18.2/12.7
Opponent's free throw attempts/game: 13.8/12.0

Wins are first, followed by losses



Double-Figure Scoring Games/2021-22

| | |
|----------------------|----|
| Taz Sherman..... | 14 |
| Sean McNeil..... | 14 |
| Malik Curry..... | 5 |
| Jalen Bridges..... | 5 |
| Kedrian Johnson..... | 1 |
| Gabe Osabuohien..... | 1 |

Career Double-Figure Scoring Games

| | |
|----------------------|----|
| Taz Sherman..... | 40 |
| Sean McNeil..... | 38 |
| Jalen Bridges..... | 11 |
| Malik Curry..... | 5 |
| Gabe Osabuohien..... | 4 |
| Kedrian Johnson..... | 1 |

20-Point Games/2021-22

| | |
|--------------------|---|
| Taz Sherman..... | 6 |
| Sean McNeil..... | 2 |
| Jalen Bridges..... | 1 |
| Malik Curry..... | 1 |

Career 20-Point Games

| | |
|--------------------|----|
| Taz Sherman..... | 13 |
| Sean McNeil..... | 7 |
| Jalen Bridges..... | 2 |
| Malik Curry..... | 1 |

Double-Figure Rebounding Games/2021-22

| | |
|----------------------|---|
| Gabe Osabuohien..... | 2 |
| Jalen Bridges..... | 1 |

Career Double-Figure Rebounding Games

| | |
|----------------------|---|
| Jalen Bridges..... | 3 |
| Gabe Osabuohien..... | 3 |

Double-Figure Assist Games/2021-22

None

Career Double-Figure Assist Games

None

Double-Doubles/2021-22

| | |
|--------------------|---|
| Jalen Bridges..... | 1 |
|--------------------|---|

Career Double-Doubles

| | |
|--------------------|---|
| Jalen Bridges..... | 2 |
|--------------------|---|

Record Book

Career WVU Wins

| Player | Years | Wins |
|-------------------|-----------|------|
| Gale Catlett | 1979-2002 | 439 |
| Bob Huggins | 2008- | 323 |
| Francis Stadsfold | 1920-33 | 149 |
| Fred Schaus | 1955-60 | 146 |
| John Beilein | 2003-07 | 104 |
| George King | 1961-65 | 102 |
| Lee Patton | 1946-50 | 91 |
| Red Brown | 1951-54 | 72 |
| Bucky Waters | 1966-69 | 69 |

Speciality Stats (per game)

| | WVU | Opponent |
|----------------------|------|----------|
| Points off Turnovers | 18.3 | 12.1 |
| Second Chance Points | 11.2 | 8.9 |
| Points in the Paint | 28.1 | 28.3 |
| Fast Break Points | 8.6 | 11.7 |
| Bench Points | 19.2 | 15.1 |

Tracking The Mountaineers

| Date | Associated Press | USA Today Coaches |
|-------------|------------------|-------------------|
| Preseason | - | RV |
| November 15 | - | RV |
| November 22 | - | RV |
| November 29 | - | RV |
| December 6 | - | - |
| December 13 | RV | RV |
| December 20 | RV | RV |
| December 27 | RV | RV |
| January 3 | RV | RV |
| January 10 | RV | RV |
| January 17 | RV | RV |

Winning Nonconference Mark

- West Virginia has posted a winning nonconference mark for the 30th consecutive season.
- West Virginia is 182-43 against nonconference teams in regular season games in the last 19 seasons.
- The last time WVU did not post a winning non-league record was 1990-91, when WVU went 4-4 outside of conference.
- WVU is 151-37 in nonconference games under Bob Huggins.
- WVU has finished with one loss during nonconference play in nine different seasons. They were: 1981-82 when West Virginia went 11-1 out of the Atlantic 10, 1957-58 when WVU lost only to Duke in going 11-1, 1996-97 when the Mountaineers were 7-1, losing the season opener at Minnesota, 2004-05 when WVU went 10-1 outside the Big East, 2006-07 when the Mountaineers went 12-1 with their only loss to Arkansas, 2009-10 when WVU was 11-1 with its only loss at Purdue, 2014-15 when the Mountaineers had a one point home loss to LSU, finishing 12-1, in 2016-17 when WVU finished 12-1 with a four-point loss to Temple in Brooklyn and in 2019-20 (12-1) with a two-point loss at St. John's.
- WVU has had one perfect nonconference regular season, 10-0, in 1997-98.

Nonconference Records Since 1990 (Regular season games only)

| Year | Conference | Record |
|--------------|-------------|--------|
| 1990-91..... | Atlantic 10 | 4-4 |
| 1991-92..... | Atlantic 10 | 7-4 |
| 1992-93..... | Atlantic 10 | 8-3 |
| 1993-94..... | Atlantic 10 | 8-2 |
| 1994-95..... | Atlantic 10 | 5-3 |
| 1995-96..... | Big East | 5-3 |
| 1996-97..... | Big East | 7-1 |
| 1997-98..... | Big East | 10-0 |
| 1998-99..... | Big East | 6-4 |
| 1999-00..... | Big East | 8-3 |
| 2000-01..... | Big East | 9-2 |
| 2001-02..... | Big East | 7-5 |
| 2002-03..... | Big East | 9-3 |
| 2003-04..... | Big East | 8-3 |
| 2004-05..... | Big East | 10-1 |
| 2005-06..... | Big East | 9-4 |
| 2006-07..... | Big East | 12-1 |
| 2007-08..... | Big East | 11-2 |
| 2008-09..... | Big East | 11-2 |
| 2009-10..... | Big East | 11-1 |
| 2010-11..... | Big East | 9-3 |
| 2011-12..... | Big East | 10-3 |
| 2012-13..... | Big 12 | 7-6 |
| 2013-14..... | Big 12 | 8-5 |
| 2014-15..... | Big 12 | 12-1 |
| 2015-16..... | Big 12 | 11-2 |
| 2016-17..... | Big 12 | 12-1 |
| 2017-18..... | Big 12 | 11-2 |
| 2018-19..... | Big 12 | 8-5 |
| 2019-20..... | Big 12 | 12-1 |
| 2020-21..... | Big 12 | 7-2 |
| 2021-22..... | Big 12 | 11-1 |

Preseason Awards

- Fifth-year senior Taz Sherman was named Preseason All-Big 12 Honorable Mention.
- The Mountaineers were predicted to finish fifth by the league's head coaches in the Big 12 preseason poll.

Academic Success

- Fifty of the last 51 seniors on the WVU men's basketball team have graduated on time or early since 2004.
- In two of the last three years, WVU had the most student-athletes on the Academic All-Big 12 Men's Basketball Team.
- Jalen Bridges was named to the Big 12 All-Academic First Team last year, while Sean McNeil was named to the Second Team. Seny N'diaye was named to the Big 12 Academic All-Rookie Team.
- In 2017-18, Jevon Carter was named CoSIDA Academic All-American of the Year for men's basketball and first team Academic All-American.
- In 2010, 2011, 2016, 2017, 2018, 2019 and 2020, WVU men's basketball also was recognized nationally for ranking in the top 10 percent nationally among men's basketball programs for the Academic Progress Rate (APR).
- In 2016, 2017, 2018 and 2019, men's basketball was recognized by the NCAA for a perfect four-year APR score of 1,000.

In The Rankings

- West Virginia has been ranked at least one week in 11 of Bob Huggins' 15 seasons at WVU.
- WVU received 18 votes in the preseason USA Today Coaches poll.
- Last season, WVU finished No. 13 in the AP poll and No. 18 in the USA Today Coaches poll.
- The Mountaineers were ranked in every AP poll last season.
- The Mountaineers have been ranked 129 weeks in the AP poll under Bob Huggins, including 43 weeks in the AP Top 10. Huggins has had WVU ranked more weeks than any other coach in school history.
- WVU was ranked for 76 consecutive weeks in the USA Today Coaches poll until Nov. 19, 2018.
- WVU's streak of 55 weeks from 2015-18 in the AP poll was one week shy of the school record of 56 weeks from March 1956 to March 1960.
- WVU's No. 2 AP ranking on Jan. 8, 2018, was its highest since a No. 2 ranking on Dec. 29, 1959.
- West Virginia has been ranked 149 weeks since Jan. 3, 2005, in the AP poll, and 263 weeks total in school history.
- WVU's 263 appearances in the AP poll ranks 38th all-time in NCAA history for most AP poll appearances.
- WVU was No. 6 in the final AP poll in 2010, its highest final ranking since a No. 5 ranking in 1959-60.
- In 2010, WVU was ranked in the Top 10 for nine straight weeks - the most consecutive weeks in the Top 10 since 1960.

Against Ranked Teams

- The Baylor game marks the 342nd time in school history WVU will play a team ranked in the AP Top 25.
- Bob Huggins has 55 wins over ranked teams at WVU: No. 15 UConn (2021-22), No. 7 Texas Tech, 10 Texas Tech, No. 12 Texas, No. 19 Richmond, No. 23 Kansas (2020-21), No. 2 Ohio State, No. 4 Baylor, No. 22 Texas Tech (2019-20), No. 7 Texas Tech, No. 7 Kansas (2018-19), No. 7 Oklahoma, No. 12 Texas Tech, No. 14 Texas Tech, No. 15 Virginia, No. 17 Oklahoma (2017-18), No. 1 Baylor, No. 2 Kansas (No. 1 in the USA Today Coaches Poll), No. 6 Virginia, No. 14 Notre Dame and No. 24 Iowa State (2016-17), No. 1 Kansas, No. 6 Oklahoma, No. 13 Iowa State, No. 15 Baylor, No. 17 Iowa State and No. 19 Baylor (2015-16), No. 8 Kansas, No. 12 Maryland, No. 17 UConn, No. 18 Oklahoma and No. 22 Oklahoma State (2014-15), No. 8 Kansas, No. 21 Oklahoma and No. 11 Iowa State (2013-14), No. 9 Georgetown (2011-12), No. 8 Notre Dame, No. 8 Purdue, No. 11 Louisville, No. 13 Georgetown and No. 16 UConn (2010-11), No. 2 Kentucky, No. 9 Villanova, No. 15 Ole Miss, No. 19 Georgetown, No. 21 Ohio St., No. 22 Georgetown and No. 22 Pitt (2009-10), No. 2 Pitt, No. 12 Georgetown, No. 13 Villanova and No. 15 Ohio St. (2008-09) & No. 9 Duke, No. 10 Marquette & No. 15 UConn (2007-08).
- Including a win over No. 25 Iowa State (2018-19), Huggins has 56 wins over teams in the USA Today Coaches' poll at WVU.
- WVU's win over No. 2 Ohio State in 2019 was its first win away from home against an AP Top 5 team since defeating No. 2 Kentucky in the 2010 NCAA Elite Eight in Syracuse, New York.
- WVU owns 111 wins over AP-ranked teams.
- Since 1995, the Mountaineers have played 228 nationally ranked teams. WVU has played 341 total games against nationally ranked competition. That means more than 66 percent of the games against the best teams in the country have come during the last 28 seasons.
- WVU has played 179 ranked teams since the start of the 2004-05 season, winning 69 of those games.
- Bob Huggins has faced 123 ranked teams during the regular season in 15 years, the most in school history. Gale Catlett faced 66 ranked teams during the regular season in 25 years, while John Beilein faced 34 ranked teams during regular season play in five years.

Player Assists

- Jalen Bridges:** Enrolled at WVU in September 2019 ... redshirted his first season ... made his first career start at Oklahoma last year and had 19 points ... second career double-double with 12 points and 11 rebounds at Kansas (1/15/22) ... named to the Big 12 All-Freshman Team ... Academic All-Big 12 Men's Basketball First Team ... matched career high with 22 points vs. Oklahoma State (1/12/22).
- Dimon Carrigan:** Transfer from Florida International ... started 21 of 24 games at FIU last season ... averaged 6.8 points and 6.1 rebounds per game ... ranked second in Conference USA in blocked shots behind WKU's Charles Bassey.
- Isaiah Cottrell:** Suffered a torn Achilles on Dec. 29, 2020 against Northeastern ... played in 10 games as a true freshman ... averaged 1.6 points and 1.4 rebounds per game ... made his first collegiate start against Oakland (11/9/21).
- Malik Curry:** Transfer from Old Dominion ... led ODU in scoring last season at 15.7 points per game with 71 assists ... All-Conference USA Second Team ... season-high 23 points at Kansas (1/15/22).
- Kedrian Johnson:** Played in 26 games last season ... was fourth in the country in scoring as a sophomore at Temple College (25.5 ppg) ... named a NJCAA Third Team All-American ... made his first WVU start against Oakland (11/9/21) ... career-high 11 points vs. K-State (1/8/22).
- Kobe Johnson:** Attended Canton McKinley High ... named the Ohio Division I Player of the Year ... has a wingspan of nearly 7-feet ... finished as McKinley's all-time leading scorer with 1,566 points ... made his first collegiate start against Radford.
- Jamel King:** Attended Paul Bryant High in Tuscaloosa, Alabama ... averaged 23.0 points and 6.0 rebounds per game ... attended Bella Vista Prep in Scottsdale, Arizona.
- Sean McNeil:** All-Big 12 Honorable Mention ... Academic All-Big 12 Men's Basketball Second Team ... led the nation in scoring, averaging 29.7 points per game prior to coming to WVU ... earned NJCAA Division II First Team All-America honors ... made a team-leading 69 3's last season ... had 24 points at Kansas, started the game 6-of-6 from 3-point range ... career-high 26 points vs. Texas Tech (2021) and K-State (2022) ... Big 12 Player of the Week (Dec. 27, 2021).
- Seny N'diaye:** Named to the Academic All-Big 12 Rookie Team ... played in 14 games in his first season ... signed with WVU in the summer of 2020 from Huntington Prep in Huntington, W.Va.
- James Okonkwo:** Came to the United States in August 2020 ... attended Beckley Prep IJN in Beckley, W.Va. ... originally excelled as a tennis player and recently began his basketball career ... suffered a broken bone in his foot in Sept. 2021.
- Gabe Osabuohien:** Transferred to WVU from Arkansas in August 2019 ... played in 54 games for the Razorbacks, starting the final eight ... became eligible on Nov. 20, 2019 ... Big 12 All-Defensive Team last season ... played in all 29 games ... led the team with 171 deflections and 23 charges taken ... matched career best with 12 rebounds vs. K-State (1-8-22).
- Pauly Paulicap:** Transfer from DePaul ... played in all 19 games with 15 starts ... had a season-high 20 points against Marquette ... second in the Big East in offensive rebounds and sixth in blocked shots ... made his first WVU start at Texas.
- Taz Sherman:** Named Preseason All-Big 12 Honorable Mention ... All-Big 12 Honorable Mention in 2021 ... named a NJCAA Division I Second Team All-American in 2019 ... in junior college, scored 25.9 points per game, finishing fourth in most points overall in NJCAA Division I ... career-high 28 points vs. EKU (11/26/21) ... named to the Shriners Children's Charleston Classic All-Tournament Team ... named Big 12 Player of the Week on Nov. 22, 2021 and Dec. 13, 2021.
- Seth Wilson:** Attended Lorain High and was named Lorain County Mr. Basketball ... averaged 22.2 points, 6.2 rebounds and 2.5 steals ... during his freshman season at St. Vincent-St. Mary High in Akron, Ohio, he scored the second-most points by a freshman in school history, second only to LeBron James.

2022-23 Recruiting Class

- Coach Bob Huggins announced the signing of three recruits to national letters-of-intent for the 2022-23 academic year.
- Josiah Davis, a 6-foot-3 guard from Kitchener, Ontario, Canada, who currently attends Teays Valley Christian School (W.Va.).
- Josiah Harris, a 6-foot-7 forward from Canton Ohio, who attends Richmond Heights High School in Cleveland.
- Patrick Suemnick, a 6-foot-8 forward from Green Bay, Wisconsin, who attends Triton College in River Grove, Illinois.

WVU's 1,000 Point Scorers

| Player | Years | Points |
|------------------|---------|--------|
| Jerry West | 1958-60 | 2,309 |
| Rod Hundley | 1955-57 | 2,180 |
| Da'Sean Butler | 2007-10 | 2,095 |
| Wil Robinson | 1970-72 | 1,850 |
| Kevin Jones | 2009-12 | 1,822 |
| Greg Jones | 1980-83 | 1,797 |
| Rod Thorn | 1961-63 | 1,785 |
| Jevon Carter | 2015-18 | 1,758 |
| Kevin Pittsnogle | 2003-06 | 1,708 |
| Lowes Moore | 1976-80 | 1,696 |
| Ron Williams | 1966-68 | 1,687 |
| Chris Brooks | 1988-91 | 1,661 |
| Pervires Greene | 1991-94 | 1,655 |
| Damian Owens | 1995-98 | 1,616 |
| Darryl Bryant | 2009-12 | 1,590 |
| Warren Baker | 1973-76 | 1,556 |
| Mark Workman | 1950-52 | 1,553 |
| Lester Rowe | 1982-85 | 1,524 |
| Dale Blaney | 1982-86 | 1,520 |
| Darryl Prue | 1986-89 | 1,426 |
| Alex Ruoff | 2006-09 | 1,420 |
| Ricky Robinson | 1991-94 | 1,373 |
| Russel Todd | 1980-83 | 1,350 |
| Tracy Shelton | 1989-93 | 1,316 |
| Daxter Miles Jr. | 2015-18 | 1,311 |
| Maurice Robinson | 1975-78 | 1,307 |
| Steve Berger | 1987-90 | 1,262 |
| Juwan Staten | 2013-15 | 1,260 |
| Chris Leonard | 1989-92 | 1,235 |
| Marcus Goree | 1997-00 | 1,183 |
| Marsalis Basey | 1991-94 | 1,168 |
| Seldon Jefferson | 1995-97 | 1,168 |
| Chris Moss | 1999-02 | 1,167 |
| Jim McCormick | 1961-63 | 1,156 |
| Mike Boyd | 1991-94 | 1,136 |
| Devin Williams | 2014-16 | 1,134 |
| Eddie Becker | 1952-54 | 1,127 |
| Bob Smith | 1957-59 | 1,127 |
| Bob Hummel | 1968-70 | 1,117 |
| Herbie Brooks | 1986-89 | 1,105 |
| Tom Lowry | 1962-64 | 1,104 |
| Lloyd Sharrar | 1956-58 | 1,101 |
| Tyrone Sally | 2002-05 | 1,092 |
| Lionel Armstead | 1999-02 | 1,083 |
| Dave Reaser | 1966-68 | 1,071 |
| Johannes Herber | 2003-06 | 1,069 |
| Drew Schifino | 2002-04 | 1,048 |
| Esa Ahmad | 2016-19 | 1,039 |
| Derek Culver | 2019-21 | 1,036 |
| Lee Patrone | 1959-61 | 1,028 |
| Tony Robertson | 1976-77 | 1,026 |
| Fred Schaus | 1947-49 | 1,009 |
| Patrick Beilein | 2003-06 | 1,001 |
| Leland Byrd | 1944-48 | 1,000 |

Pronunciation Guide

| Names | |
|------------|---------------|
| Carrigan | Care-ih-gahn |
| Cottrell | Cuf-trell |
| Dimon | Deh-mohn |
| Kedrian | key-drih-ae-n |
| N'diaye | N-jai |
| Okonkwo | Oh-kawn-kwoh |
| Osabuohien | Oh-sah-BOY-en |
| Seny | Cin-E |

The Last Time ...

Team Scoring

West Virginia scored 100 or more points:
104 vs. TCU (2/26/19)

West Virginia scored 90 or more points:
90 vs. Oklahoma (2/13/21)

West Virginia scored 50 or less points:
49 vs. Kansas (2/12/20)

West Virginia scored 40 or less points:
39 vs. Kentucky (3/26/15)

West Virginia shot 60 percent or better from the floor:
61.0 (36-of-59) vs. Auburn (12/5/07)

West Virginia shot 50 percent or better from the floor:
51.7 (30-of-58) vs. Elon (11/18/21)

West Virginia shot 70 percent or better from 3-point range:
70.0 (7-of-10) at TCU (2/9/13)

West Virginia made 40 or more field goals:
45 vs. Morgan State (11/18/17)

West Virginia made 45 or more field goals:
45 vs. Morgan State (11/18/17)

West Virginia made 10 or more 3-pointers:
11 vs. Syracuse (3/21/21)

West Virginia made 15 or more 3-pointers:
15 vs. Saint Joseph's (11/18/18)

West Virginia made 30 or more free throws:
31 vs. Akron (11/8/19)

Opponent scored 90 or more points:
94 by Baylor (3/2/21)

Opponent scored 100 or more points:
109 by Coastal Carolina (3/25/19)

Opponent scored less than 50 points:
43 by Kansas State (2/27/21)

Opponent scored less than 40 points:
38 by Coppin State (12/20/17)

Opponent shot 60 percent or better from the floor:
62.1 (36-of-58) by Iowa State (1/31/18)

Opponent shot 50 percent or better from the floor:
51.4 (36-of-70) at Kansas (1/15/22)

Opponent shot under 25 percent from the floor:
23.4 (11-of-47) by Coppin State (12/20/17)

Opponent shot 60 percent or better from 3-point range:
60.0 (9-of-15) by Kansas (3/12/16)

Opponent made 40 or more field goals:
43 by Coastal Carolina (3/25/19)

Opponent made 45 or more field goals:
46 by Notre Dame (1/25/78)

Opponent made 10 or more 3-pointers:
13 by Kansas State (1/8/22)

Opponent made 15 or more 3-pointers:
16 by Kansas (12/22/20)

Opponent made 30 or more free throws:
30 by Oklahoma State (2/10/18)

Team Rebounding

West Virginia had 50 or more rebounds:
50 vs. Missouri (1/25/20)

West Virginia had 60 or more rebounds:
62 vs. Loyola (12/2/13)

Opponent had 50 or more rebounds:
50 by Buffalo (11/9/18)

Other Statistics

West Virginia had 20 or more assists:
22 vs. Richmond (12/13/20)

West Virginia had 25 or more assists:
26 vs. Morgan State (11/18/17)

West Virginia had 10 or more steals:
12 vs. Oklahoma State (1/11/22)

West Virginia had 15 or more steals:
17 vs. Pitt (11/12/21)

West Virginia had five or more blocked shots:
6 vs. Oklahoma State (1/11/22)

West Virginia had 10 or more blocked shots:
11 vs. Pitt (11/12/21)

West Virginia had 20 or more turnovers:
20 at Texas (1/1/22)

Opponent had 20 or more assists:
20 by Eastern Kentucky (11/26/21)

Opponent had 25 or more assists:
29 by Kansas (3/2/13)

Opponent had 10 or more steals:
10 by Richmond (12/13/20)

Opponent had 15 or more steals:
15 by St. John's (12/7/19)

Opponent had five or more blocked shots:
8 by Kansas (1/15/22)

Opponent had 10 or more blocked shots:
10 by Oklahoma State (3/9/19)

Opponent had 25 or more turnovers:
32 by Pitt (11/12/21)

National Rankings

West Virginia beat a Top 25 team at home:
West Virginia 56, No. 15 UConn 53 (12/8/21)

West Virginia beat a Top 10 team at home:
West Virginia 88, No. 10 Texas Tech 87 (1/25/21)

West Virginia beat a Top 5 team at home:
West Virginia 76, No. 4 Baylor 64 (3/7/20)

West Virginia beat a No. 1 team at home:
West Virginia 89, No. 1 Baylor 68 (1/10/17)

West Virginia beat a Top 25 team away from home:
West Virginia 84, No. 12 Texas 82 (2/20/21)

West Virginia beat a Top 10 team away from home:
West Virginia 82, No. 7 Texas Tech 71 (2/9/21)

West Virginia beat a Top 5 team away from home:
West Virginia 67, No. 2 Ohio State 59 (12/29/19)

West Virginia beat a No. 1 team away from home:
West Virginia 94, No. 1 Duke 90 (2/27/66), Charleston, W.Va.

West Virginia was ranked in the AP Top 25:
No. 13 on March 15, 2021

West Virginia was ranked in the AP Top 10:
No. 10 on March 8, 2021

West Virginia was ranked in the AP Top 5:
No. 2 on Jan. 8, 2018

West Virginia was ranked No. 1 by AP:
March 11, 1958

Played an Overtime Game:

Baylor 94, West Virginia 89 (3/2/21)

Played a Double-Overtime Game:

Oklahoma 91, West Virginia 90 (2/13/21)

Played a Triple-Overtime Game:

West Virginia 104, TCU 96 (2/26/19)

The Last Time ...

Individual Scoring

West Virginia player scored 30 or more points:
30 by Miles McBride vs. Morehead State (3/19/21)

West Virginia player scored 35 or more points:
35 by Juwan Staten vs. Kansas State (2/1/14)

West Virginia player scored 40 or more points:
43 by DaSean Butler vs. Villanova (2/13/09)

West Virginia player made 15 or more field goals:
15 by Damian Owens vs. Dayton (11/30/97)

West Virginia player made five or more 3-pointers:
6 by Sean McNeil vs. Syracuse (3/21/21)

West Virginia player made 10 or more free throws:
10 by Jalen Bridges vs. Oklahoma State (1/11/22)

Opponent player scored 30 or more points:
31 by Avery Anderson of Oklahoma State (3/6/21)

Opponent player scored 35 or more points:
43 by CJ Massinburg of Buffalo (11/9/18)

Opponent player scored 40 or more points:
43 by CJ Massinburg of Buffalo (11/9/18)

Opponent player scored 50 or more points:
55 by Austin Carr of Notre Dame (2/21/70)

Opponent player made 10 or more field goals:
11 by Avery Anderson of Oklahoma State (3/6/21)

Opponent player made five or more 3-pointers:
5 by Jannson Williams of Eastern Kentucky (11/26/21)

Opponent player made 10 or more free throws:
10 by Rasir Bolton of Iowa State (3/3/20)

Individual Rebounding

West Virginia player had 10 or more rebounds:
12 by Gabe Osabuohien vs. K-State (1/8/22)

West Virginia player had 15 or more rebounds:
16 by Derek Culver vs. Texas (1/9/21)

West Virginia player had 20 or more rebounds:
21 by Derek Culver at Oklahoma State (3/9/19)

Opponent player had 10 or more rebounds:
15 by David McCormack of Kansas (1/15/22)

Opponent player had 15 or more rebounds:
17 by Terrell Miller of Murray State (3/16/18)

Opponent player had 20 or more rebounds:
20 by Gerald Jordan of Pitt (1/6/96)

Other Statistics

West Virginia player had 10 or more assists:
11 by Jordan McCabe vs. TCU (2/26/19)

West Virginia player had five or more steals:
7 by Kedrian Johnson vs. Pitt (11/12/21)

West Virginia player had five or more blocked shots:
5 by Jalen Bridges vs. Pitt (11/12/21)

Opponent player had 10 or more assists:
10 by Marquis Nowell of Kansas State (1/8/22)

Opponent player had five or more steals:
5 by Marcus Garrett of Kansas (2/12/20)

Opponent player had five or more blocks:
5 by Christian Braun of Kansas (1/15/22)

Three WVU players scored 20 points in the same game:
Derek Culver (22), Miles McBride (21) and Taz Sherman (20) at Oklahoma State (1/4/21)

Two WVU players grabbed 10 rebounds in the same game:
Jalen Bridges (12) and Gabe Osabuohien (10) at Kansas (1/15/22)

Seven WVU players scored double figures in the same game:
Nathan Adrian (13), Esa Ahmad (12), Daxter Miles Jr. (12), Brandon Watkins (12), Jevon Carter (10), Teyvon Myers (10) and Lamont West (10) vs. UMKC (12/17/16)

Six WVU players scored double figures in the same game:
Miles McBride (24), Jalen Bridges (13), Sean McNeil (13), Derek Culver (10), Jordan McCabe (10) and Taz Sherman (10) vs. Texas Tech (1/25/21)

Five WVU players scored double figures in the same game:
Miles McBride (17), Sean McNeil (16), Derek Culver (14), Emmitt Matthews Jr. (14) and Sean McNeil (14) at Texas (2/20/21)

Media Information

Mountaineer Sports Network from Learfield

The Mountaineer Sports Network from Learfield will provide live radio coverage via satellite on more than 35 stations statewide and throughout the East. The broadcasts can also be heard live on the Internet at WVUsports.com. Tony Caridi will handle the play-by-play, joined by analyst Jay Jacobs. Also, WVUsports.com will archive sound from Coach Huggins' weekly press conferences, features and other information about Mountaineer basketball.

Media Services

Updated game notes and statistics will be available on the Internet at WVUsports.com. Game notes will be posted on the web no later than 5 p.m. the day before the game.

Interview Schedule

Contact the WVU Athletics Communications Office for the monthly interview schedule.

Big 12 Teleconference

There are no Big 12 Teleconferences scheduled for the season.

Postgame Procedures

The WVU locker room is closed to the media. Per Big 12 regulations, following a 10-minute cooling off period, the visiting coach will address the media either via Zoom or in the postgame press conference area. Coach Huggins will address the media in the postgame press conference area or via Zoom, following his postgame radio show.

Mountaineer players will be available in the postgame press conference area or via Zoom during Coach Huggins' radio show.

Big12Sports.com

The Big 12 Conference maintains its website at Big12Sports.com. It also maintains a presence on Facebook (facebook.com/Big12), Twitter (@Big12Conference) and YouTube (youtube.com/Big12Conference).

2021-22 Radio Affiliates

| Market | Station | Frequency |
|---------------------|---------|-----------|
| Morgantown | WZST-FM | 100.9* |
| Morgantown | WMMN-FM | 95.7* |
| Beckley | WVBD-FM | 100.7 |
| Bluefield | WHAJ-FM | 104.5 |
| Charleston | WMXE-FM | 100.9 |
| Clarksburg | WPDX-FM | 104.9 |
| Cumberland, Md. | WCBC-AM | 1270 |
| Cumberland, Md. | WCBC-FM | 107.1 |
| Fairmont | WRLF-FM | 94.3 |
| Fairmont | WMMN-FM | 920 |
| Fisher | WELD-FM | 101.7 |
| Hinton | WMTD-FM | 102.3 |
| Huntington | WWQB-FM | 102.3 |
| Iron Gate, Va. | WJVR-FM | 101.9 |
| Kingwood | WKMM-FM | 96.7 |
| Logan | WVOW-AM | 1290 |
| Logan | WVOW-FM | 101.9 |
| Martinsburg | WRNR-AM | 740 |
| Martinsburg | WRNR-FM | 106.5 |
| Mullens | WKQR-FM | 92.7 |
| New Martinsville | WETZ-AM | 1330 |
| New Martinsville | WETZ-FM | 93.1 |
| New Martinsville | WYMJ-FM | 99.5 |
| Parkersburg | WHBR-FM | 103.1 |
| Parkersburg | WLYQ-FM | 94.7 |
| Parkersburg | WLYQ-AM | 1050 |
| Ripley | WCEF-FM | 98.3 |
| Ronceverte | WRON-FM | 103.1 |
| Spencer | WVRC-AM | 1400 |
| Spencer | WVRC-FM | 104.7 |
| Sutton/Summersville | WDBS-FM | 97.1 |
| St. Mary's | WJAW-AM | 630 |
| St. Mary's | WJAW-FM | 92.9 |
| Weirton | WEIR-AM | 1430 |
| Weirton | WEIR-FM | 94.9 |
| Wheeling | WBBD-AM | 1400 |
| Wheeling | WBBD-FM | 103.9 |

* = Denotes flagship station

Tale of the Tape

| | WVU 16 | Baylor 17 | | |
|----------------------------|-----------|--------------|----|-------|
| GAMES PLAYED | | | | |
| SCORING | 1104 | 1358 | | |
| points per game | 69.0 | 79.9 | | |
| scoring margin | +6.2 | +20.0 | | |
| FIELD GOALS-ATT | 397-926 | 517-1075 | | |
| field goal pct | .429 | .481 | | |
| 3 POINT FG-ATT | 91-290 | 150-412 | | |
| 3-point FG pct | .314 | .364 | | |
| 3-point FG made per game | 5.7 | 8.8 | | |
| FIELD GOALS-ATT (OPPONENT) | 380-898 | 383-919 | | |
| field goal pct | .423 | .417 | | |
| 3 POINT FG-ATT (OPPONENT) | 106-345 | 96-322 | | |
| 3-point FG pct | .307 | .298 | | |
| 3-point FG made per game | 6.6 | 5.6 | | |
| FREE THROWS-ATT | 219-328 | 174-261 | | |
| free throw pct | .668 | .667 | | |
| REBOUNDS | 552 | 660 | | |
| rebounds per game | 34.5 | 38.8 | | |
| rebounding margin | -1.4 | +8.6 | | |
| ASSISTS | 171 | 300 | | |
| assists per game | 10.7 | 17.6 | | |
| TURNOVERS | 196 | 217 | | |
| turnovers per game | 12.3 | 12.8 | | |
| turnover margin | +4.9 | +4.8 | | |
| assist/turnover ratio | 0.9 | 1.4 | | |
| STEALS | 132 | 163 | | |
| steals per game | 8.3 | 9.6 | | |
| BLOCKS | 86 | 61 | | |
| blocks per game | 5.4 | 3.6 | | |
| STREAK | L1 | L2 | | |
| SCORE BY PERIODS | 1st | 2nd | OT | Total |
| West Virginia | 525 | 579 | - | 1104 |
| Baylor | 659 | 699 | - | 1358 |

WVU In The Big 12 (Through Jan. 17)

| | |
|--|-------|
| Scoring Offense (9th)..... | 69.0 |
| Scoring Defense (8th)..... | 62.8 |
| Scoring Margin (9th)..... | +6.2 |
| Free Throw Percentage (7th)..... | 66.8 |
| Field Goal Percentage (9th)..... | 42.9 |
| Field Goal Percentage Defense (10th)..... | 42.3 |
| 3-Point Field Goal Percentage (8th)..... | 31.4 |
| 3-Point Field Goal Percentage Defense (5th)..... | 30.7 |
| Rebounding (7th)..... | 34.5 |
| Rebounding Defense (9th)..... | 35.9 |
| Rebounding Margin (10th)..... | -1.44 |
| Blocked Shots (1st)..... | 5.4 |
| Assists (10th)..... | 10.6 |
| Steals (5th)..... | 8.3 |
| Turnover Margin (2nd)..... | 4.88 |
| Assist/Turnover Ratio (10th)..... | 0.87 |
| Offensive Rebounds (5th)..... | 11.6 |
| 3-Point Field Goals Made (9th)..... | 5.7 |

| | |
|------------------------------|-------|
| Scoring | |
| Taz Sherman (2nd)..... | 18.8 |
| Rebounding | |
| Gabe Osabuohien (13th)..... | 5.87 |
| Field Goal Percentage | |
| Sean McNeil (6th)..... | 45.1 |
| Assists | |
| Taz Sherman (15th)..... | 2.67 |
| Free Throw Percentage | |
| Taz Sherman (4th)..... | 78.3 |
| Steals | |
| Kedrian Johnson (4th)..... | 2.00 |
| 3-Point FG Made | |
| Sean McNeil (6th)..... | 2.00 |
| Taz Sherman (7th)..... | 1.87 |
| Blocked Shots | |
| Dimon Carrigan (5th)..... | 1.06 |
| Isaiah Cottrell (5th)..... | 1.06 |
| Minutes | |
| Sean McNeil (1st)..... | 35.03 |
| Taz Sherman (4th)..... | 33.08 |

West Virginia 2021-22 Roster

Numerical

| No. | Player | Pos. | Ht. | Wt. | Cl. | Hometown (High School/Last School) |
|-----|-----------------|------|------|-----|-------|---|
| 0 | Kedrian Johnson | G | 6-3 | 185 | Sr. | Dallas, Texas (South Oak Cliff HS/Temple College) |
| 1 | Pauly Paulicap | F | 6-8 | 235 | 5th | Elmont, N.Y. (Elmont Memorial HS/DePaul) |
| 2 | Kobe Johnson | G | 6-3 | 210 | Fr. | Canton, Ohio (Canton McKinley HS) |
| 3 | Gabe Osabuohien | F | 6-7 | 240 | 5th | Toronto, Ontario (Southwest Christian Academy [Ark.]/Arkansas) |
| 4 | Jamel King | F | 6-7 | 190 | Fr. | Uniontown, Ala. (Paul Bryant HS/Bella Vista Prep [Ariz.]) |
| 5 | Dimon Carrigan | F | 6-9 | 230 | 5th | Boston, Mass. (Cambridge Rindge & Latin/Florida International) |
| 10 | Malik Curry | G | 6-1 | 190 | 5th | Wilmington, Del. (Putnam Science Academy/Old Dominion) |
| 11 | Jalen Bridges | F | 6-7 | 225 | So. | Fairmont, W.Va. (Fairmont Senior HS) |
| 12 | Taz Sherman | G | 6-4 | 190 | 5th | Missouri City, Texas (Fort Bend Thurgood Marshall HS/Collin College) |
| 13 | Isaiah Cottrell | F | 6-10 | 245 | r-Fr. | Las Vegas, Nev. (Bishop Gorman HS/Huntington Prep [W.Va.]) |
| 22 | Sean McNeil | G | 6-3 | 205 | Sr. | Union, Ky. (Cooper HS/Sindair CC) |
| 23 | Seny Ndiaye | F | 6-10 | 245 | So. | Dakar, Senegal (Huntington Prep [W.Va.]) |
| 32 | James Okonkwo | F | 6-8 | 230 | Fr. | Maidenhead, England (Furze Platt Senior School/Beckley Prep UN [W.Va.]) |
| 45 | Seth Wilson | G | 6-1 | 215 | Fr. | Lorain, Ohio (Lorain HS) |

Head Coach: Bob Huggins (West Virginia, '77), 15th Season at WVU, 40th Overall

Associate Head Coach: Larry Harrison (Pitt, '78), 15th Season at WVU

Assistant Coach: Ron Everhart (Virginia Tech, '85), 10th Season at WVU

Assistant Coach: Erik Martin (Cincinnati, '93), 15th Season at WVU

Director of Basketball Operations: Josh Eilert (Kansas State, '04), 15th Season at WVU

Assistant to the Head Coach: Jay Kuntz (West Virginia, '12), Seventh Season at WVU

Video Coordinator: Ryan McIntyre (West Virginia, '16), Third Season at WVU





JALEN BRIDGES

6-7 | 225 | F | So.

Fairmont Senior HS | Fairmont, W. Va.
Twitter: @jalenbridges Instagram: @bigbucketjb

West Virginia (2021-22)

- First double-double of the season with 12 points and 11 rebounds at Kansas
- Matched a career high with 22 points, including 10-of-10 from the free throw line against Oklahoma State
- Had 18 points, six rebounds and three steals at Texas
- Finished with nine points and eight rebounds vs. Youngstown St.
- Grabbed a team-high six rebounds against Kent State
- Had eight points and nine rebounds vs. Bellarmine
- Finished with eight points and five rebounds against Clemson
- Scored 11 points against Marquette
- Had 18 points, six rebounds and five blocked shots against Pitt
- Scored seven points against Oakland

West Virginia (2020-21)

- Named to the Big 12 All-Freshman Team
- Named to the Academic All-Big 12 Men's Basketball First Team
- Averaged 5.9 points and 3.6 rebounds per game
- Started 19 of 28 contests, averaging 18.1 minutes per game
- Shot 49.6 percent from the field and 40.9 percent from 3-point range
- Posted six games in double figures
- Scored 15 points with five rebounds in the NCAA Tournament against Morehead State
- First career double-double with a career-high 22 points and 12 rebounds vs. TCU
- Posted 12 points and grabbed seven rebounds against Baylor
- Scored eight points with four rebounds and three blocks against Kansas State
- Finished with nine points on 4-of-4 shooting at TCU
- Scored six points on 2-of-2 shooting from 3-point range at Texas
- Had eight points and a career-high 11 rebounds against Oklahoma
- Finished with nine points and six rebounds at Texas Tech
- Had three points at Iowa State and at home against Kansas
- Scored 13 points in the home victory over Texas Tech
- Had 12 points on 5-of-6 shooting in the win at Kansas State
- Scored five points at Oklahoma State
- Made his first career start and had 19 points at Oklahoma, becoming the first Mountaineer freshman to score 19 or more points on at least 5-of-6 shooting from 3-point range
- Finished with six points and five rebounds against Northeastern
- Scored his first collegiate basket on a 3-pointer at Georgetown
- Played 10 minutes and grabbed two rebounds in his first collegiate game vs. South Dakota State

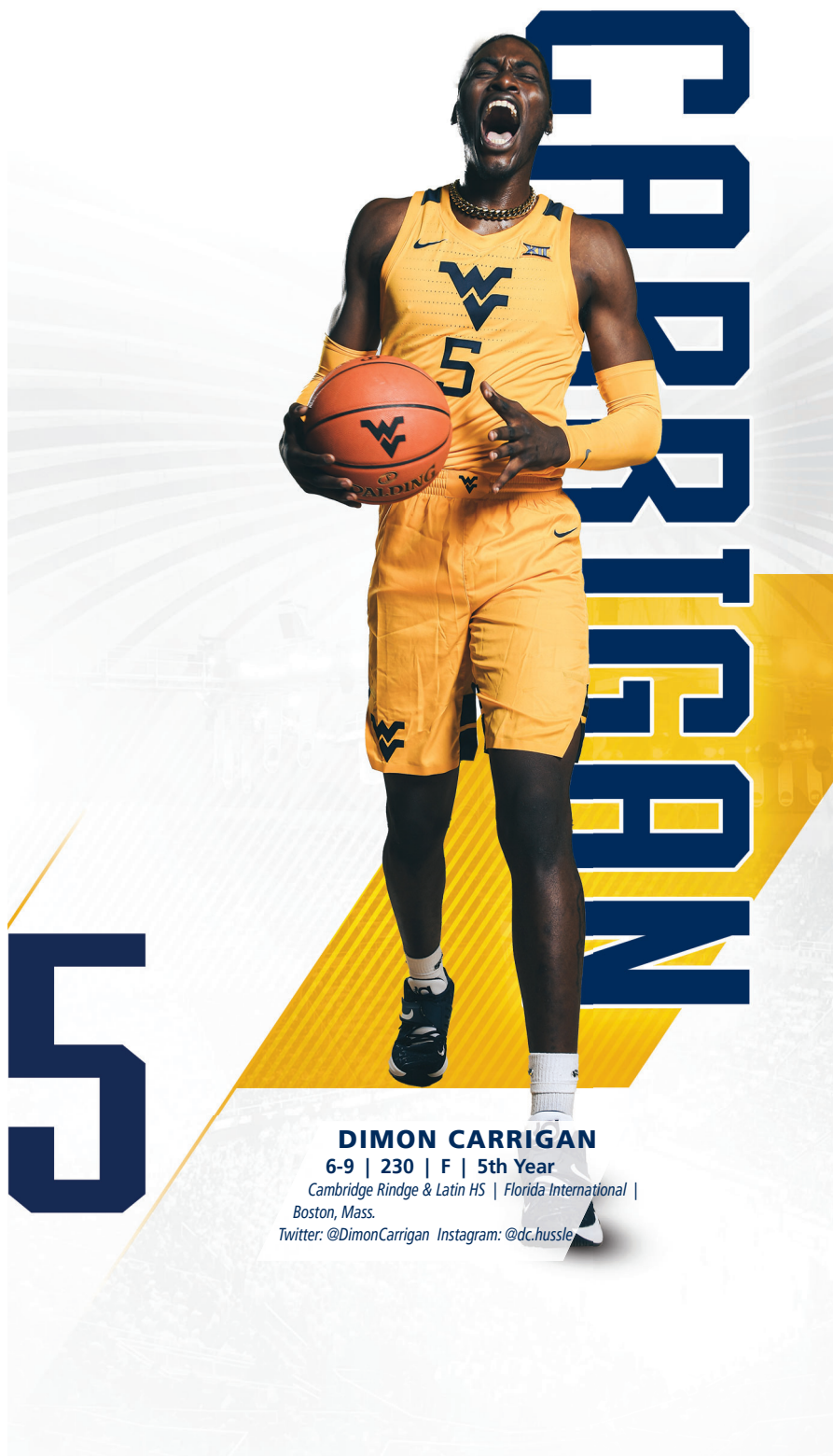
West Virginia (2019-20)

- Sat out his first season from competition
- Named to the Academic All-Big 12 Rookie Team

Jalen Bridges Highs

| | Season | Career |
|-----------|---------------------------------|------------------------------------|
| Minutes | 37 Texas/1-1 | 48 Oklahoma/2-13-21 |
| Points | 22 Oklahoma St./1-11 | 22 two times |
| Rebounds | 11 Kansas/1-15 | 12 TCU/3-4-21 |
| Assists | 2 two times | 2 five times |
| Turnovers | 2 three times | 3 Syracuse/3-21-21 |
| Blocks | 5 Pitt/11-12 | 5 Pitt/11-12-21 |
| Steals | 3 Texas/1-1 | 3 Texas/1-1-22 |
| FGM | 7 Texas/1-1 | 7 Texas/1-1-22 |
| FGA | 14 Oklahoma St./1-11 | 14 Oklahoma St./1-11-22 |
| FG% | .667 (6-9) Pitt/11-12 | 1.000 (4-4) TCU/2-23-21 |
| 3FGM | 4 two times | 5 Oklahoma/1-2-21 |
| 3FGA | 7 two times | 7 two times |
| 3FG% | 1.000 (1-1) Elon/11-18 | 1.000 (2-2) Texas/2-20-21 |
| FTM | 10 Oklahoma St./1-11 | 10 Oklahoma St./1-11-22 |
| FTA | 10 Oklahoma St./1-11 | 10 Oklahoma St./1-11-22 |
| FT% | 1.000 (10-10) Oklahoma St./1-11 | 1.000 (10-10) Oklahoma St./1-11-22 |

| | | | Total | | 3-Point | | F-Throws | | Rebounds | | | | | | | | | | | Scoring | |
|---------|-------|----------|---------|------|---------|------|----------|------|----------|-----|-----|-----|----|----|-----|----|-----|-----|-----|---------|--|
| Season | gp-gs | min/avg | fg-fga | pct | fg-fga | pct | ft-fa | pct | off | def | tot | avg | pf | fo | ast | to | blk | stl | pts | avg | |
| 2020-21 | 28-19 | 508/18.1 | 59-119 | .496 | 27-66 | .409 | 20-28 | .714 | 49 | 52 | 101 | 3.6 | 46 | 0 | 9 | 14 | 12 | 14 | 165 | 5.9 | |
| 2021-22 | 16-16 | 416/26.0 | 48-107 | .449 | 18-55 | .327 | 27-33 | .818 | 34 | 53 | 87 | 5.4 | 26 | 0 | 9 | 13 | 16 | 14 | 141 | 8.8 | |
| TOTAL | 44-35 | 924/21.0 | 107-226 | .473 | 45-121 | .372 | 47-61 | .770 | 83 | 105 | 188 | 4.3 | 72 | 0 | 18 | 27 | 28 | 28 | 306 | 7.0 | |



DIMON CARRIGAN

6-9 | 230 | F | 5th Year

Cambridge Rindge & Latin HS | Florida International |
Boston, Mass.

Twitter: @DimonCarrigan Instagram: @dc.hussle

West Virginia (2021-22)

- Finished with five points, nine rebounds and three blocks at Texas
- Had four points and three rebounds at UAB
- Scored four points against Kent State
- Had five rebounds against UConn
- Finished with four points and six rebounds vs. Bellarmine
- Had six points and four rebounds against Eastern Kentucky
- Finished with three blocked shots against Marquette
- Recorded two steals and three blocks against Pitt
- Had six points, four rebounds and three blocks against Oakland in his first game as a Mountaineer

Prior to West Virginia

- Is a graduate transfer with one year of eligibility remaining
- Transfer from Florida International
- Started 21 of 24 games in 2020-21
- Averaged 6.8 points and 6.1 rebounds per game
- Had a team-leading 60 blocked shots, ranking second in Conference USA behind Western Kentucky's Charles Bassey (3.1 bpg) with 2.5 blocks per game
- As a senior, he had career highs of 15 points, 11 rebounds and six blocks against UTSA
- Posted a double-double with 10 points and 11 rebounds against North Florida
- Matched his career high with six blocks against Western Kentucky in the final game of the season
- For the season, he shot 62.3 percent from the field, while averaging 19.4 minutes per game
- As a freshman in 2019-20, came off the bench in 30 games for the Panthers
- Averaged 3.2 points and 3.3 rebounds in 11.7 minutes per game
- Shot 50.6 percent from the field and posted 1.3 blocks per appearance
- Played his sophomore year at Odessa Community College
- Averaged 4.6 points, 5.9 rebounds and 2.7 blocks per game
- His blocked shot-per-game average was good enough for a share of eighth in the nation among all NJCAA Division I players
- Began his junior college career at Bunker Hill Community College in Boston
- Averaged 19.6 points, 17.9 rebounds and 7.3 blocked shots per game in 14 games
- Blocks-per-game average was ranked second in the nation
- Played his high school basketball at Cambridge Rindge & Latin, where he averaged 12.8 points, 14.1 rebounds and 5.5 blocks as a senior
- Was considered the best shot blocker in the nation coming out of high school
- Was named the 2017 Massachusetts Basketball Coaches Association Mr. Basketball and to the 2017 USA Today American Family Insurance All-USA Massachusetts Boys Basketball First Team

Dimon Carrigan Highs

| Season | |
|-----------|------------------------|
| Minutes | 23 Texas/I-1 |
| Points | 6 two times |
| Rebounds | 9 Texas/I-1 |
| Assists | 1 three times |
| Turnovers | 1 three times |
| Blocks | 3 four times |
| Steals | 2 Pitt/I-12 |
| FGM | 3 ECU/I-26 |
| FGA | 6 Texas/I-1 |
| FG% | 1.000 (2-2) two times |
| 3FGM | 0 |
| 3FGA | 0 |
| 3FG% | .000 |
| FTM | 2 Oakland/I-9 |
| FTA | 4 Oakland/I-9 |
| FT% | .500 (2-4) Oakland/I-9 |

| | | | Total | | 3-Point | | F-Throws | | Rebounds | | | | | | | | | | | Scoring | |
|---------|-------|----------|--------|------|---------|------|----------|------|----------|-----|-----|-----|----|----|-----|----|-----|-----|-----|---------|--|
| Season | gp-gs | min/avg | fg-fga | pct | fg-fga | pct | ft-fa | pct | off | def | tot | avg | pf | fo | ast | to | blk | stl | pts | avg | |
| 2021-22 | 16-0 | 167/10.4 | 15-32 | .469 | 0-0 | .000 | 4-11 | .364 | 18 | 31 | 49 | 3.1 | 19 | 0 | 3 | 3 | 17 | 7 | 34 | 2.1 | |
| TOTAL | 16-0 | 167/10.4 | 15-32 | .469 | 0-0 | .000 | 4-11 | .364 | 18 | 31 | 49 | 3.1 | 19 | 0 | 3 | 3 | 17 | 7 | 34 | 2.1 | |





ISAIAH COTTRELL

6-10 | 245 | F | Redshirt Freshman

Bishop Gorman HS | Huntington Prep (W.Va.) | Las Vegas, Nev.

Twitter: @IsaiahCottrell Instagram: @isaiah.cottrell

West Virginia (2021-22)

- Finished with seven points, four rebounds and three blocks vs. K-State
- Had six points, six rebounds and three blocks at Texas
- Finished with five points and three blocks vs. Youngstown State
- Scored three points against Kent State
- Had four points and three rebounds vs. Radford
- Scored seven points against Clemson
- Finished with nine points and five rebounds against Elon
- Had four points against Pitt
- Made his first career start against Oakland and finished with six points and four rebounds

West Virginia (2020-21)

- Season ended after suffering a torn Achilles tendon against Northeastern on Dec. 29
- Played in 10 games
- Averaged 1.6 points and 1.4 rebounds per contest
- Averaged 5.6 minutes per game
- Had six points against North Texas
- Grabbed four rebounds at Georgetown
- Scored six points against Gonzaga
- Had two offensive rebounds in four minutes of play vs. Western Kentucky
- Grabbed two rebounds in four minutes of action against VCU
- Played five minutes in his first collegiate game vs. South Dakota State, scoring two points

Prior to West Virginia

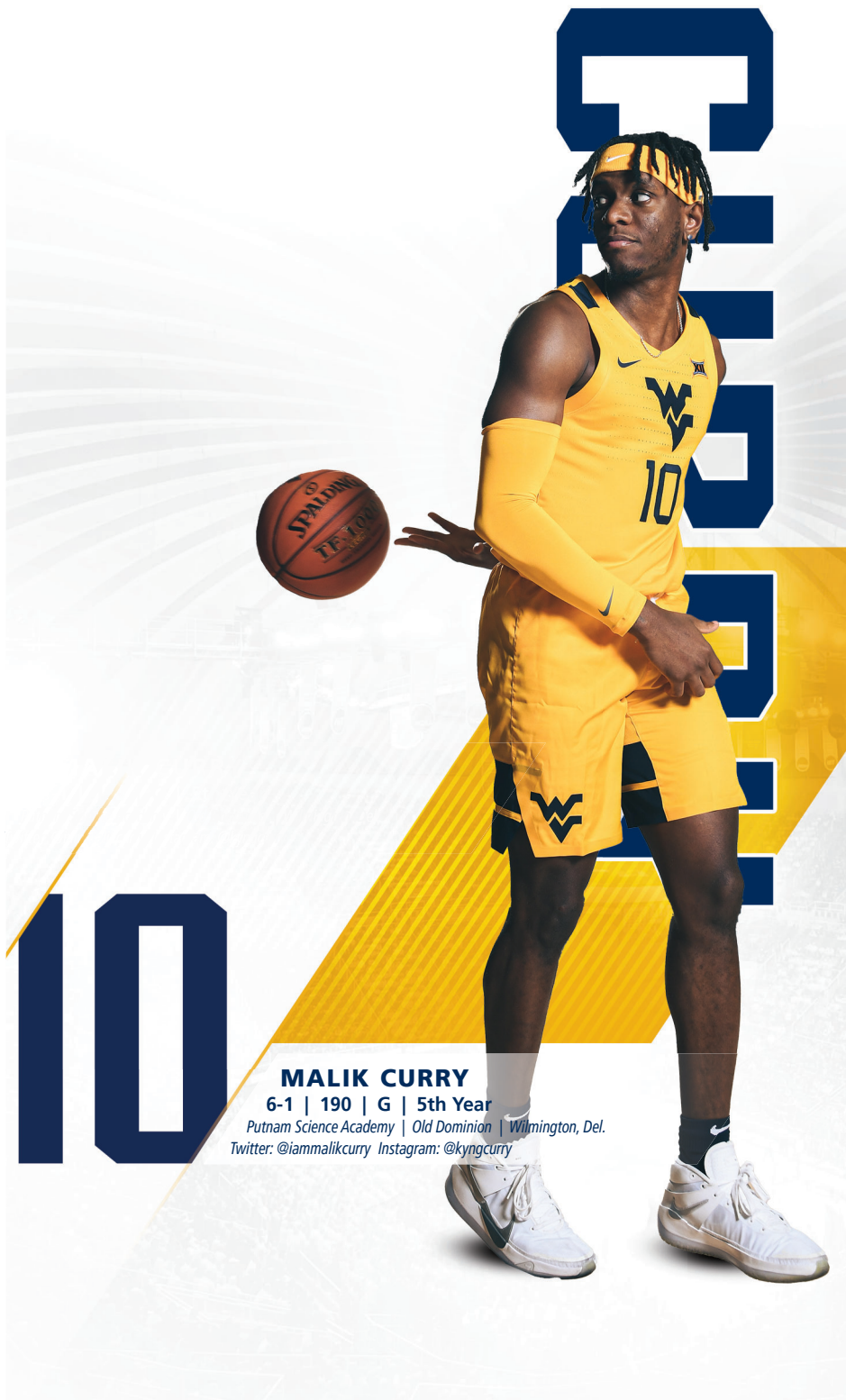
- Attended Huntington Prep in Huntington, West Virginia, in 2019-20
- Played for coach Arkell Bruce
- Earned MaxPreps All-America honors
- Averaged 18.9 points, 9.3 rebounds and 2.0 blocks per game
- Led the Irish to 22 victories against a national schedule
- Earned Suddenlink West Virginia Player of the Year honors
- Previously attended Bishop Gorman High in Las Vegas
- Averaged 15.2 points, 9.3 rebounds and 4.3 blocks per game as a junior in 2018-19
- Earned first team all-state honors and All-Southwest League first team accolades
- Led Bishop Gorman to the Class 4A state championship
- Played for coach Grant Rice
- The Gaels won their eighth consecutive state championship
- Played in the prestigious GEICO national tournament in New York

Isaiah Cottrell Highs

| | Season | Career |
|-----------|---------------------------|------------------------------|
| Minutes | 29 K-State/11-8 | 29 K-State/11-8-22 |
| Points | 9 Elon/11-18 | 9 Elon/11-18-21 |
| Rebounds | 5 Elon/11-18 | 5 Elon/11-18-21 |
| Assists | 1 eight times | 1 12 times |
| Turnovers | 2 four times | 2 five times |
| Blocks | 3 four times | 3 four times |
| Steals | 1 Elon/11-18 | 1 three times |
| FGM | 3 four times | 3 five times |
| FGA | 11 K-State/11-8 | 11 K-State/11-8-22 |
| FG% | .750 (3-4) Elon/11-18 | .750 (3-4) two times |
| 3FGM | 1 four times | 1 four times |
| 3FGA | 2 seven times | 2 eight times |
| 3FG% | 1.000 (1-1) Clemson/11-21 | 1.000 (1-1) Clemson/11-21-21 |
| FTM | 3 Youngstown St./12-22 | 3 Youngstown St./12-22-21 |
| FTA | 6 Youngstown St./12-22 | 6 Youngstown St./12-22-21 |
| FT% | 1.000 (2-2) Elon/11-18 | 1.000 (2-2) Elon/11-18-21 |

| Season | gp-gs | min/avg | Total fg-fga pct | 3-Point fg-fga pct | F-Throws ft-fa pct | Rebounds off def tot avg | pf fo ast to blk stl | Scoring pts avg |
|---------|-------|----------|------------------|--------------------|--------------------|--------------------------|----------------------|-----------------|
| 2020-21 | 10-0 | 56/5.6 | 7-21 .333 | 0-6 .000 | 2-4 .500 | 4 10 14 1.4 | 9 0 4 5 2 2 | 16 1.6 |
| 2021-22 | 16-16 | 264/16.5 | 28-79 .354 | 4-19 .211 | 10-19 .526 | 13 29 42 2.6 | 22 0 8 14 17 2 | 70 4.4 |
| TOTAL | 26-16 | 320/12.3 | 35-100 .350 | 4-25 .160 | 12-23 .522 | 17 39 56 2.2 | 31 0 12 19 19 4 | 86 3.3 |





MALIK CURRY

6-1 | 190 | G | 5th Year

Putnam Science Academy | Old Dominion | Wilmington, Del.

Twitter: @iammalikcurry Instagram: @kyngcurry

West Virginia (2021-22)

- Recorded a team-high 23 points at Kansas, including 11-of-11 from the free throw line
- Had five points and four rebounds against Oklahoma State
- Finished with 14 points at Texas
- Scored 12 points against Youngstown State
- Finished with six points against Radford
- Had nine points against Bellarmine
- Scored 16 points against Eastern Kentucky
- Finished with nine points against Clemson
- Had seven points against Elon
- Scored 10 points on 5-of-5 shooting from the field against Pitt
- Had two points against Oakland in his first game as a Mountaineer

Prior to West Virginia

- Is a graduate transfer and has one year of eligibility remaining
- Transfer from Old Dominion
- As a senior, he started 20 of 20 games for the Monarchs
- Led the team in scoring at 15.7 points per game, steals (37) and assists (71)
- Named to the All-Conference USA Second Team
- Scored in double figures in 19 of 20 games, including a season-high 27 points at Florida International
- In his final three games of the season, he averaged 21.7 points per contest
- Shot 45.6 percent from the field, including 50.0 percent from 2-point range, and 85.2 percent from the free throw line
- Had season highs of eight rebounds at Florida International, eight assists against Northeastern and seven steals at Rice, the most by any player in Conference USA in 2020-21
- In the final Conference USA stats, ranked sixth in field goal percentage, eighth in assists, ninth in scoring, second in free throw percentage, fourth in steals and 13th in assist-to-turnover ratio
- Poured in 20 or more points in a game a total of six times, which was tied for 10th-most in the conference
- Was named to the NABC All-District 11 Team
- In his first season at Old Dominion, led the team in scoring (13.4 ppg) and assists (4.0 apg) and was one of three Monarchs to start all 32 contests
- Increased his scoring average to 16.6 in conference play
- Scored in double figures 21 times and scored 20 or more points in seven games, including a career-high 30 points against UTSA
- Had career highs of nine assists against UTSA and nine rebounds at Rice
- As a starting point guard at Palm Beach State, he was named the Southern Conference Player of the Year and was a NJCAA Second Team All-American
- Was also named First Team All-Southern Conference, as well as First Team All-Region
- Graduated from Putnam Science Academy, attended Advanced Prep International as a junior and St. Elizabeth High as a freshman and sophomore

Malik Curry Highs

| | Season |
|------------------|---------------------------|
| Minutes | 28 Radford/12-4 |
| Points | 23 Kansas/1-15 |
| Rebounds | 4 two times |
| Assists | 4 Youngstown SL/12-22 |
| Turnovers | 4 UConn/12-8 |
| Blocks | 1 three times |
| Steals | 2 four times |
| FGM | 6 two times |
| FGA | 13 Kansas/1-15 |
| FG% 1.000 (5-5) | Pitt/11-12 |
| 3FGM | 1 three times |
| 3FGA | 2 four times |
| 3FG% 1.000 (1-1) | Clemson/11-21 |
| FTM | 11 Kansas/1-15 |
| FTA | 11 Kansas/1-15 |
| FT% | 1.000 (11-11) Kansas/1-15 |

| Season | gp-gs | min/avg | Total | | 3-Point | | F-Throws | | Rebounds | | | | Scoring | | | | | | |
|---------|-------|----------|--------|------|---------|------|----------|------|----------|-----|-----|-----|---------|----|-----|----|-----|-----|---------|
| | | | fg-fga | pct | fg-fga | pct | ft-fta | pct | off | def | tot | avg | pf | fo | ast | to | blk | stl | pts avg |
| 2021-22 | 16-0 | 301/18.8 | 44-99 | .444 | 3-13 | .231 | 36-49 | .735 | 5 | 29 | 34 | 2.1 | 24 | 0 | 27 | 26 | 3 | 17 | 127 7.9 |
| TOTAL | 16-0 | 301/18.8 | 44-99 | .444 | 3-13 | .231 | 36-49 | .735 | 5 | 29 | 34 | 2.1 | 24 | 0 | 27 | 26 | 3 | 17 | 127 7.9 |





KEDRIAN JOHNSON

6-3 | 185 | G | Senior

South Oak Cliff HS | Temple College | Dallas, Texas
Twitter: @Thekeddy0 Instagram: @thekeddy0

West Virginia (2021-22)

- Finished with four points against Oklahoma State
- Posted a career-high 11 points and six rebounds vs. K-State
- Had six points and four rebounds vs. Youngstown State
- Finished with nine points, four assists and two steals at UAB
- Posted four points against Kent State
- Had four points and four steals against Radford
- Finished with three points and five rebounds vs. Bellarmine
- Had six points in games against Marquette and Clemson
- Finished with nine points against Elon
- Had four points, six assists and seven steals against Pitt
- Made his first career start vs. Oakland and finished with two points and four steals

West Virginia (2020-21)

- Played in 26 games
- Averaged 1.3 points and 0.8 rebounds per game
- Averaged 7.5 minutes per contest
- Had six points against Oklahoma State
- Scored five points against Florida
- Finished with three points and three rebounds against Texas Tech
- Had two points and three rebounds at Kansas State
- Finished with nine points and five assists at Oklahoma State
- Had five points with three steals in nine minutes against Northeastern
- Played two minutes in his first collegiate game against South Dakota State

Prior to West Virginia

- Attended Temple College in Temple, Texas
- Played for coach Kirby Johnson
- As a sophomore, he was fourth in the country in scoring at 25.5 points per game
- Started all 30 games played
- Shot 47.1 percent from the field and 84.1 percent from the free throw line
- Averaged 5.4 rebounds and 5.4 assists per game
- Was sixth in the country at 3.4 steals per contest
- Posted a career-high 46 points at Grayson
- Three days later, he registered 45 points against Weatherford
- Named a NJCAA Third Team All-American
- As a freshman, he led the country in steals (3.7)
- Was fifth in the country in scoring at 25.6 points per game
- Started all 31 games
- Earned first team North Texas Junior College Athletic Conference (NTJAC) honors
- Garnered first team all-region V honors
- Helped his team win the 2018-19 NJCAA national scoring championship at 107.1 points per game, a second-place finish in conference and a NJCAA Region V tournament bid
- Attended Saint Peters as a freshman and redshirted
- Was a three-year letterwinner and starter at South Oak Cliff High

Kedrian Johnson Highs

| Season | | Career | |
|-----------|------------------------------|-------------|---------------------|
| Minutes | 30 K-State/1-8 | 30 | K-State/1-8-22 |
| Points | 11 K-State/1-8 | 11 | K-State/1-8-22 |
| Rebounds | 6 K-State/1-8 | 6 | K-State/1-8-22 |
| Assists | 6 Pitt/11-12 | 6 | Pitt/11-12-21 |
| Turnovers | 4 Texas/1-1 | 4 | Texas/1-1-22 |
| Blocks | 1 two times | 1 | five times |
| Steals | 7 Pitt/11-12 | 7 | Pitt/11-12-21 |
| FGM | 4 K-State/1-8 | 4 | K-State/1-8-22 |
| FGA | 9 K-State/1-8 | 9 | K-State/1-8-22 |
| FG% | 1.000 (2-2) Kent State/12-12 | 1.000 (2-2) | Kent State/12-12-21 |
| 3FGM | 1 two times | 1 | six times |
| 3FGA | 3 two times | 3 | three times |
| 3FG% | 1.000 (1-1) Marquette/11-19 | 1.000 (1-1) | three times |
| FTM | 7 UAB/12-18 | 7 | UAB/12-18-21 |
| FTA | 8 UAB/12-18 | 8 | UAB/12-18-21 |
| FT% | 1.000 (2-2) two times | 1.000 (4-4) | Oklahoma St./3-6-21 |

| | | | Total | | 3-Point | | F-Throws | | Rebounds | | | | | | | | | | | Scoring | |
|---------|-------|----------|--------|------|---------|------|----------|------|----------|-----|-----|-----|----|----|-----|----|-----|-----|-----|---------|--|
| Season | gp-gs | min/avg | fg-fga | pct | fg-fga | pct | ft-fa | pct | off | def | tot | avg | pf | fo | ast | to | blk | stl | pts | avg | |
| 2020-21 | 26-0 | 193/7.4 | 9-25 | .360 | 4-10 | .400 | 11-18 | .611 | 7 | 13 | 20 | 0.8 | 27 | 0 | 15 | 11 | 3 | 8 | 33 | 1.3 | |
| 2021-22 | 16-16 | 332/20.8 | 25-59 | .424 | 2-17 | .118 | 23-35 | .657 | 8 | 26 | 34 | 2.1 | 42 | 0 | 32 | 27 | 2 | 32 | 75 | 4.7 | |
| TOTAL | 42-16 | 525/12.5 | 34-84 | .405 | 6-27 | .222 | 34-53 | .642 | 15 | 39 | 54 | 1.3 | 69 | 0 | 47 | 38 | 5 | 40 | 108 | 2.6 | |





KOBE JOHNSON

6-3 | 210 | G | Freshman

McKinley HS | Canton, Ohio

Twitter: @KobeJohnson930 Instagram: @tuffkj

West Virginia (2021-22)

- Had five points against Kansas State
- Missed game at Texas due to COVID-19 protocols
- Scored two points against Youngstown State
- Made his first collegiate start against Radford
- Scored three points against Bellarmine
- Had three points in games against Marquette and Clemson
- Scored four points against Pitt
- Had two points against Oakland

Prior to West Virginia


- Came to West Virginia from Canton McKinley High, playing for coach Andy Vlackovich
- Has a wingspan of nearly 7-feet
- Named the Ohio Division I Player of the Year by the Ohio Prep Sports Writers Association
- Averaged 20.7 points, 4.5 rebounds and 4.3 assists per game as a senior
- Shot 51.1 percent from the floor and 40.6 percent from 3-point range
- Helped team win the outright Federal League championship and finished as a district runner-up
- Finished as McKinley's all-time leading scorer with 1,566 points
- Was the only junior named to the Division I All-Ohio First Team by the Ohio Prep Sportswriters Association
- Averaged 18.1 points per game to go with 4.4 rebounds and 3.1 assists
- Shot 49.0 percent from the field, 36.4 percent from 3-point range and 79.4 percent from the foul line
- Helped lead Canton McKinley to its first district title since 2016
- Named the Northeast Inland Division I Player of the Year and Repository Stark County Player of the Year
- Played for All-Ohio Red in AAU basketball

Kobe Johnson Highs

| | Season |
|-----------|-----------------------------|
| Minutes | 22 Elon/11-18 |
| Points | 5 K-State/1-8 |
| Rebounds | 4 Elon/11-18 |
| Assists | 2 Elon/11-18 |
| Turnovers | 1 four times |
| Blocks | 1 two times |
| Steals | 2 Radford/12-4 |
| FGM | 2 two times |
| FGA | 4 K-State/1-8 |
| FG% | 1.000 (2-2) Pitt/11-12 |
| 3FGM | 1 four times |
| 3FGA | 3 K-State/1-8 |
| 3FG% | 1.000 (1-1) Marquette/11-19 |
| FTM | 0 |
| FTA | 2 Kansas/1-15 |
| FT% | .000 (0-2) Kansas/1-15 |

| Season | gp-gs | min/avg | Total fg-fga | pct | 3-Point fg-fga | pct | F-Throws ft-fa | pct | Rebounds off | def | tot | avg | pf | fo | ast | to | blk | stl | Scoring pts | avg |
|---------|-------|----------|--------------|------|----------------|------|----------------|------|--------------|-----|-----|-----|----|----|-----|----|-----|-----|-------------|-----|
| 2021-22 | 15-1 | 157/10.5 | 12-27 | .444 | 4-14 | .286 | 0-3 | .000 | 1 | 10 | 11 | 0.7 | 2 | 0 | 5 | 4 | 2 | 5 | 28 | 1.9 |
| TOTAL | 15-1 | 157/10.5 | 12-27 | .444 | 4-14 | .286 | 0-3 | .000 | 1 | 10 | 11 | 0.7 | 2 | 0 | 5 | 4 | 2 | 5 | 28 | 1.9 |





JAMEL KING

6-7 | 190 | F | Freshman

Paul Bryant HS | Bella Vista Prep (Ariz.) | Uniontown, Ala.
Twitter: @jking_3510 Instagram: @hbf.mel

West Virginia (2021-22)

- Played two minutes at Kansas
- Played 12 minutes at Texas
- Saw four minutes of action against Radford
- Played one minute against Elon

Prior to West Virginia

- Attended Paul Bryant High in Tuscaloosa, Alabama
- Averaged 23.0 points and 6.0 rebounds per game in his senior season
- Attended Bella Vista Prep in Scottsdale, Arizona
- Averaged 16.0 points per contest
- Shot 53 percent from 3-point range on 57 attempts, while averaging four rebounds and dishing out two assists per game
- Played for Alabama Fusion

Jamel King Highs

| Season | |
|-----------------|----------------|
| Minutes | 12 Texas/1-1 |
| Points | 0 |
| Rebounds | 0 |
| Assists | 0 |
| Turnovers | 1 Texas/1-1 |
| Blocks | 0 |
| Steals | 0 |
| FGM | 0 |
| FGA | 2 Radford/12-4 |
| FG% .000 (0-2) | Radford/12-4 |
| 3FGM | 0 |
| 3FGA | 2 Radford/12-4 |
| 3FG% .000 (0-2) | Radford/12-4 |
| FTM | 0 |
| FTA | 1 Texas/1-1 |
| FT% .000 (0-1) | Texas/1-1 |

| | | | Total | | 3-Point | | F-Throws | | Rebounds | | | | | | | | | | | Scoring | |
|---------|-------|---------|--------|------|---------|------|----------|------|----------|-----|-----|-----|----|----|-----|----|-----|-----|-----|---------|--|
| Season | gp-gs | min/avg | fg-fga | pct | fg-fga | pct | ft-fga | pct | off | def | tot | avg | pf | fo | ast | to | blk | stl | pts | avg | |
| 2021-22 | 4-0 | 19/4.8 | 0-2 | .000 | 0-2 | .000 | 0-1 | .000 | 0 | 0 | 0 | 0.0 | 3 | 0 | 0 | 1 | 0 | 0 | 0 | 0.0 | |
| TOTAL | 4-0 | 19/4.8 | 0-2 | .000 | 0-2 | .000 | 0-1 | .000 | 0 | 0 | 0 | 0.0 | 3 | 0 | 0 | 1 | 0 | 0 | 0 | 0.0 | |





SEAN MCNEIL

6-3 | 205 | G | Senior

Cooper HS | Sinclair CC | Union, Ky.

Twitter: @SeanMcNeil22 Instagram: @seanmcneil22

West Virginia (2021-22)

- Matched a career high with 26 points against K-State
- Named Big 12 Player of the Week on Dec. 27, 2021
- Scored a game-high 23 points vs. Youngstown State
- Had 12 points at UAB and at Texas
- Scored 19 points against Kent State
- Returned from injury to score 16 points vs. UConn
- Missed the Radford game with a lower back injury
- Had 14 points against Bellarmine
- Scored 15 points, all in the second half, against Clemson
- Finished with 12 points against Marquette
- Had 16 points against Elon
- Scored 11 points against Pitt
- Had 11 points and four assists against Oakland

West Virginia (2020-21)

- Named All-Big 12 Honorable Mention
- Scored 13 points against Morehead State in the NCAA Tournament
- Had 14 points against TCU
- Scored 18 points against Baylor
- Recorded a game-high 16 points against Kansas State
- Scored 16 points, all in the second half, at Texas
- Named Big 12 Player of the Week (Feb. 15) for his 23.5 ppg average for the week
- Scored 21 points on 5-of-10 shooting from 3 against Oklahoma
- Posted a career-high 26 points in the win at Texas Tech
- Scored 13 points at Iowa State
- Finished with 21 points against Florida
- Scored 13 points in the win over Texas Tech
- Had 14 points against Texas
- Finished with 24 points at Kansas with 20 in the first half on 6-of-6 from 3-point range
- Scored 12 points with four assists against Richmond
- Had a team-high 15 points against North Texas
- Finished with seven points at Georgetown
- Had three points against Gonzaga
- Scored nine points against Western Kentucky
- Had 16 points, including four 3-point field goals against VCU
- Scored 16 points against South Dakota State

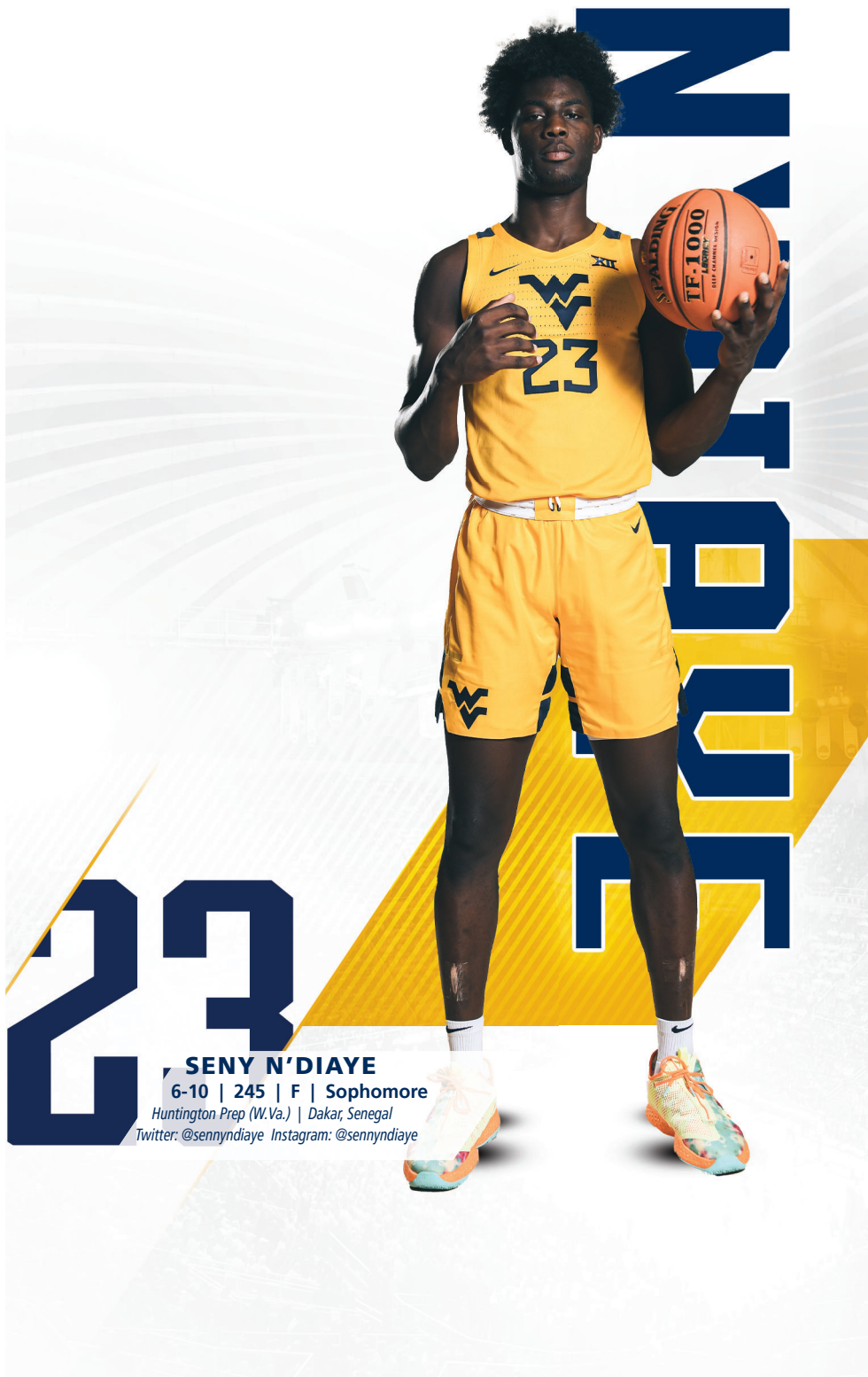
West Virginia (2019-20)

- Played in 28 games
- Averaged 14.9 minutes per game
- Averaged 5.5 points per game
- Shot 81.1 percent from the free throw line
- Led the team with 29 3-point field goals

Sean McNeil Highs

| | Season | Career |
|-----------|-----------------------------|-------------------------------------|
| Minutes | 40 two times | 46 Oklahoma/2-13-21 |
| Points | 26 K-State/1-8 | 26 two times |
| Rebounds | 5 three times | 5 six times |
| Assists | 4 Oakland/11-9 | 4 two times |
| Turnovers | 3 two times | 3 four times |
| Blocks | 2 UAB/12-18 | 2 two times |
| Steals | 1 six times | 2 two times |
| FGM | 9 K-State/1-8 | 9 K-State/1-8-22 |
| FGA | 15 K-State/1-8 | 16 two times |
| FG% | .889 (8-9) Young St./12-22 | 1.000 (1-1) N. Colorado/11-18-19 |
| 3FGM | 4 two times | 7 Syracuse/3-21-21 |
| 3FGA | 8 EKU/11-26 | 13 Syracuse/3-21-21 |
| 3FG% | 1.000 (4-4) Young St./12-22 | 1.000 (4-4) Youngstown St./12-22-21 |
| FTM | 5 Kent State/12-12 | 7 TCU/3-4-21 |
| FTA | 7 Kent State/12-12 | 8 TCU/3-4-21 |
| FT% | 1.000 (4-4) two times | 1.000 (6-6) Baylor/3-7-20 |

| Season | gp-gs | min/avg | Total fg-fga | pct | 3-Point fg-fga | pct | F-Throws ft-fa | pct | Rebounds off | def | tot | avg | pf | fo | ast | to | blk | stl | Scoring pts | avg |
|---------|-------|-----------|--------------|------|----------------|------|----------------|------|--------------|-----|-----|-----|----|----|-----|----|-----|-----|-------------|------|
| 2019-20 | 28-0 | 417/14.9 | 48-130 | .369 | 29-88 | .330 | 30-37 | .811 | 6 | 27 | 33 | 1.2 | 29 | 0 | 14 | 11 | 3 | 9 | 155 | 5.5 |
| 2020-21 | 29-23 | 850/29.3 | 119-291 | .409 | 69-178 | .388 | 48-54 | .889 | 8 | 55 | 63 | 2.2 | 35 | 0 | 24 | 26 | 0 | 15 | 355 | 12.2 |
| 2021-22 | 15-15 | 526/35.1 | 79-175 | .451 | 30-74 | .405 | 26-33 | .788 | 6 | 37 | 43 | 2.9 | 12 | 0 | 22 | 19 | 2 | 7 | 214 | 14.3 |
| TOTAL | 72-38 | 1793/24.9 | 246-596 | .413 | 128-340 | .376 | 104-124 | .839 | 20 | 119 | 139 | 1.9 | 76 | 0 | 60 | 56 | 5 | 31 | 724 | 10.1 |



SENY N'DIAYE

6-10 | 245 | F | Sophomore

Huntington Prep (W.Va.) | Dakar, Senegal

Twitter: @sennndiaye Instagram: @sennndiaye

West Virginia (2021-22)

- Played two minutes at Kansas
- Pulled down two rebounds against Kent State
- Played seven minutes with four rebounds vs. Radford
- Grabbed three rebounds against Bellarmine
- Played one minute against Elon

West Virginia (2020-21)

- Played one minute against Morehead State in the NCAA Tournament
- Played one minute against Oklahoma State in the Big 12 Championship
- Saw two minutes of action against Oklahoma State
- Played five minutes against TCU
- Grabbed two rebounds against Kansas State
- Played two minutes at Texas
- Had two points and a block at Iowa State
- Scored his first collegiate basket at K-State in nine minutes of action
- Played two minutes against Texas
- Saw one minute of action at Oklahoma
- Played three minutes against Northeastern
- Played two minutes against Richmond
- Saw his first action against North Texas

Prior to West Virginia

- Attended Huntington Prep in Huntington, West Virginia
- Averaged five points, six rebounds and three blocks per game
- Played for coach Arkell Bruce
- Signed with the Mountaineers in July 2020

Seny N'diaye Highs

| | Season | Career |
|-----------|-----------------------------|--------------------------------|
| Minutes | 7 Radford/12-4 | 9 Kansas St./1-23-21 |
| Points | 0 | 2 Kansas St./1-23-21 |
| Rebounds | 4 Radford/12-4 | 4 Radford/12-4-21 |
| Assists | 0 | 1 Richmond/12-13-20 |
| Turnovers | 1 Bellarmine/11-30 | 1 four times |
| Blocks | 1 two times | 1 four times |
| Steals | 0 | 1 Oklahoma St./3-6-21 |
| FGM | 0 | 1 Kansas St./1-23-21 |
| FGA | 2 Bellarmine/11-30 | 2 Bellarmine/11-30-21 |
| FG% | .000 (0-2) Bellarmine/11-30 | 1.000 (1-1) Kansas St./1-23-21 |
| 3FGM | 0 | 0 |
| 3FGA | 0 | 0 |
| 3FG% | .000 | .000 |
| FTM | 0 | 0 |
| FTA | 0 | 0 |
| FT% | .000 | .000 |

| Season | gp-gs | min/avg | Total | | 3-Point | | F-Throws | | Rebounds | | | | Scoring | | | | | | | |
|---------|-------|---------|--------|------|---------|------|----------|------|----------|-----|-----|-----|---------|----|-----|----|-----|-----|-----|-----|
| | | | fg-fga | pct | fg-fga | pct | ft-fa | pct | off | def | tot | avg | pf | fo | ast | to | blk | stl | pts | avg |
| 2020-21 | 14-0 | 37/2.6 | 1-2 | .500 | 0-0 | .000 | 0-0 | .000 | 2 | 4 | 6 | 0.4 | 13 | 0 | 1 | 3 | 2 | 1 | 2 | 0.1 |
| 2021-22 | 5-0 | 20/4.0 | 0-2 | .000 | 0-0 | .000 | 0-0 | .000 | 4 | 5 | 9 | 1.8 | 5 | 0 | 0 | 1 | 2 | 0 | 0 | 0.0 |
| TOTAL | 19-0 | 57/3.0 | 1-4 | .250 | 0-0 | .000 | 0-0 | .000 | 6 | 9 | 15 | 0.8 | 18 | 0 | 1 | 4 | 4 | 1 | 2 | 0.1 |

West Virginia (2021-22)

- Saw two minutes of action against Kent State
- Played five minutes and had two points and two rebounds in his first collegiate game against Radford
- Missed the first seven games of the season with a foot injury

Prior to West Virginia

- Came to the United States in August 2020
- Attended Beckley Prep JN in Beckley, West Virginia, for coach Justin Dempsey
- Originally excelled as a tennis player in England and has recently began his basketball career
- Graduated from Furze Platt Senior School in Maidenhead, England
- Played in limited games at Beckley Prep JN due to a broken finger and COVID19
- Played for All-Ohio Red team in AAU basketball

James Okonkwo Highs

| Season | |
|-----------|-------------------------|
| Minutes | 5 Radford/12-4 |
| Points | 2 Radford/12-4 |
| Rebounds | 2 Radford/12-4 |
| Assists | 0 |
| Turnovers | 0 |
| Blocks | 0 |
| Steals | 0 |
| FGM | 1 Radford/12-4 |
| FGA | 2 Radford/12-4 |
| FG% | .500 (1-2) Radford/12-4 |
| 3FGM | 0 |
| 3FGA | 0 |
| 3FG% | .000 |
| FTM | 0 |
| FTA | 0 |
| FT% | .000 |

JAMES OKONKWO

6-8 | 230 | F | Freshman

Furze Platt Senior School | Beckley Prep JN (W.Va.) |
Maidenhead, England

Twitter: @JamesOkonkwo13 Instagram: james_okonkw03

| Season | gp-gs | min/avg | Total | | 3-Point | | F-Throws | | Rebounds | | | | Scoring | | | | | |
|---------|-------|---------|--------|------|---------|------|----------|------|----------|-----|-----|-----|---------|----|-----|----|-----|-----|
| | | | fg-fga | pct | fg-fga | pct | ft-fga | pct | off | def | tot | avg | pf | fo | ast | to | blk | stl |
| 2021-22 | 2-0 | 6/3.0 | 1-3 | .333 | 0-0 | .000 | 0-0 | .000 | 0 | 2 | 2 | 1.0 | 0 | 0 | 0 | 0 | 0 | 0 |
| TOTAL | 2-0 | 6/3.0 | 1-3 | .333 | 0-0 | .000 | 0-0 | .000 | 0 | 2 | 2 | 1.0 | 0 | 0 | 0 | 0 | 0 | 0 |



GABE OSABUOHIE

6-7 | 240 | F | 5th Year

Arkansas | Southwest Christian Academy | Toronto, Ontario
Twitter: @loadyg_ Instagram: @loadyg_

West Virginia (2021-22)

- Had five points and 10 rebounds at Kansas
- Finished with 12 points and eight rebounds vs. Oklahoma St.
- Grabbed a season-high 12 rebounds against Kansas State
- Missed game at Texas due to COVID-19 protocols
- Finished with six points and nine rebounds at UAB
- Had six points and seven rebounds vs. UConn
- Scored six points against Radford
- Posted six points and seven rebounds vs. Eastern Kentucky
- Had four points, four assists and seven rebounds vs. Clemson
- Finished with seven points and four rebounds vs. Elon
- Had six points, nine rebounds, three assists, two blocks and five charges taken against Oakland

West Virginia (2020-21)

- Named to the Big 12 All-Defensive Team
- Played in all 29 games
- Averaged 17.6 minutes per game
- Averaged 1.7 points and 4.4 rebounds per game
- Dished out 62 assists to go with 41 steals
- Led the team with 171 deflections and 23 charges taken
- Started on Senior Day and finished with seven points against Oklahoma State
- Had seven rebounds, three assists, three steals and two blocks against Baylor
- Finished with seven rebounds, four assists and three steals against Iowa State
- Scored 10 points against Gonzaga

West Virginia (2019-20)

- Became eligible after the third game of the season after transferring from Arkansas
- Played in 28 games, starting one
- Averaged 18.5 minutes per game
- Averaged 3.1 points and 4.1 rebounds per game
- Had 34 steals and nine blocked shots
- Led WVU with 148 deflections and 23 charges taken
- Scored a season-best 15 points at Texas Tech
- Pulled down a season-best 12 rebounds against Missouri

Prior to West Virginia


- Transferred from Arkansas in August 2019
- Played in 54 games for the Razorbacks, starting the final eight as a sophomore
- Compiled 42 deflections, 32 rebounds, 16 assists and 12 steals during that stretch
- Finished with 105 deflections and was second on the team with 24 charges taken
- Posted career highs of 13 points against Ole Miss, six assists against LSU, three blocks against Indiana and three steals against Ole Miss
- For the season, he totaled 106 points, 108 rebounds, 46 assists, 31 steals and 16 blocks

Gabe Osabuohien Highs

| | Season | Career |
|-----------|-------------------------------|----------------------------------|
| Minutes | 28 K-State/I-8 | 31 Ohio State/I2-29-19 |
| Points | 12 Oklahoma St./I-12 | 15 Texas Tech/I-29-20 |
| Rebounds | 12 K-State/I-8 | 12 two times |
| Assists | 4 Clemson/I-21 | 5 six times |
| Turnovers | 3 three times | 5 Baylor/2-15-20 |
| Blocks | 2 Oakland/I-9 | 2 four times |
| Steals | 2 five times | 3 10 times |
| FGM | 4 two times | 5 Texas Tech/I-29-20 |
| FGA | 8 Kansas/I-15 | 8 three times |
| FG% | 1.000 (I-1) Bellarmine/I-30 | 1.000 (3-3) Gonzaga/I2-2-20 |
| 3FGM | 0 | 1 Gonzaga/I2-2-20 |
| 3FGA | 1 two times | 1 nine times |
| 3FG% | .000 (0-1) two times | 1.000 (I-1) Gonzaga/I2-2-20 |
| FTM | 4 Oklahoma St./I-11 | 5 two times |
| FTA | 8 UConn/I2-8 | 8 two times |
| FT% | 1.000 (4-4) Oklahoma St./I-11 | 1.000 (4-4) Oklahoma St./I-11-22 |

| | | | Total | | 3-Point | | F-Throws | | Rebounds | | | | | | | | | | | Scoring | |
|---------|-------|-----------|--------|------|---------|------|----------|------|----------|-----|-----|-----|-----|----|-----|----|-----|-----|-----|---------|--|
| Season | gp-gs | min/avg | fg-fga | pct | fg-fga | pct | ft-fta | pct | off | def | tot | avg | pf | fo | ast | to | blk | stl | pts | avg | |
| 2019-20 | 28-1 | 518/18.5 | 30-83 | .361 | 0-4 | .000 | 26-48 | .542 | 45 | 70 | 115 | 4.1 | 89 | 4 | 53 | 45 | 9 | 34 | 86 | 3.1 | |
| 2020-21 | 29-1 | 509/17.6 | 14-41 | .341 | 1-3 | .333 | 19-49 | .388 | 52 | 76 | 128 | 4.4 | 94 | 5 | 62 | 30 | 12 | 41 | 48 | 1.7 | |
| 2021-22 | 15-0 | 266/17.7 | 29-61 | .475 | 0-2 | .000 | 13-38 | .342 | 40 | 48 | 88 | 5.9 | 45 | 2 | 23 | 24 | 7 | 20 | 71 | 4.7 | |
| TOTAL | 72-2 | 1293/18.0 | 73-185 | .395 | 1-9 | .111 | 58-135 | .430 | 137 | 194 | 331 | 4.6 | 228 | 11 | 138 | 99 | 28 | 95 | 205 | 2.8 | |





PAULY PAULICAP

6-8 | 235 | F | 5th Year

Elmont Memorial HS | DePaul | Elmont, N.Y.

Twitter: @pauly33_ Instagram: @pauly33_

West Virginia (2021-22)

- Grabbed eight rebounds against Oklahoma State
- Made his first WVU start at Texas
- Posted six points against Youngstown State
- Had five points and four rebounds at UAB
- Finished with five rebounds against Kent State
- Had five points against UConn
- Finished with seven points and five rebounds against Radford
- Had six points against Bellarmine
- Finished with five points, five rebounds and two blocks vs. Eastern Kentucky
- Had six rebounds against Elon
- Scored six points with a +16 against Pitt in 10 minutes of action
- Played four minutes against Oakland in his first game as a Mountaineer

Prior to West Virginia

- Transferred from DePaul and is a fifth year senior at WVU
- Attended DePaul in 2020-21 as a graduate transfer and played in all 19 games with 15 starts
- Had a season-high 20 points against Marquette with six rebounds and three blocked shots
- Posted two double-doubles on the season with 16 points and 16 rebounds against St. John's and 15 points and 10 rebounds at Seton Hall
- In the Big East final statistics, he ranked second in offensive rebounds (2.6), sixth in blocked shots (1.3) and 17th in rebounding (6.1)
- Completed his undergraduate career at Manhattan, where he started 71 of 71 games with the Jaspers, averaging 9.9 points and 6.4 rebounds with 148 blocked shots
- In 2019-20, he averaged 10.4 points, 6.6 rebounds and 1.9 blocks per game
- Started all 31 games and led the team with 18 games in double figures that included four double-doubles
- Finished the season with MAAC All-Championship Team honors after averaging 15.0 points and 12.0 rebounds in tournament games against Fairfield and Siena
- In 2018-19, he was limited to just 10 games due to injury; averaged 8.5 points and 3.9 rebounds per contest
- As a sophomore in 2017-18, he was named the MAAC Defensive Player of the Year
- Averaged 10.0 points, 6.9 rebounds and 2.5 blocks per game, while shooting 55.8 percent from the field
- Had a career-high 24 points against Stony Brook on Dec. 5, 2018
- Entering WVU, he has posted 43 games in double-figure scoring with 12 double-figure rebounding games
- Scored 852 career points, while shooting 52.0 percent from the field ... averaged 6.3 rebounds per game and has totaled 172 blocked shots ... started 86 of 91 career games played
- Started his collegiate career at Harcum College
- Averaged 9.3 points and 7.3 rebounds per game, while shooting 60.2 percent from the floor and finished sixth in the NJCAA in blocked shots
- Did not play basketball until his junior year, while also playing volleyball and was a member of the track and field team

Pauly Paulicap Highs

Season

| | | |
|-----------|-------------|----------------------|
| Minutes | 19 | two times |
| Points | 7 | Radford/12-4 |
| Rebounds | 8 | Oklahoma St./1-11 |
| Assists | 1 | two times |
| Turnovers | 4 | Texas/1-1 |
| Blocks | 2 | four times |
| Steals | 1 | three times |
| FGM | 3 | three times |
| FGA | 6 | Youngstown St./12-22 |
| FG% | 1.000 (3-3) | two times |
| 3FGM | 0 | |
| 3FGA | 0 | |
| 3FG% | .000 | |
| FTM | 3 | EKU/11-26 |
| FTA | 4 | EKU/11-26 |
| FT% | 1.000 (2-2) | two times |

| | | | Total | | 3-Point | | F-Throws | | Rebounds | | | | | | | | | | | Scoring | |
|---------|-------|----------|--------|------|---------|------|----------|------|----------|-----|-----|-----|----|----|-----|----|-----|-----|-----|---------|--|
| Season | gp-gs | min/avg | fg-fga | pct | fg-fga | pct | ft-fa | pct | off | def | tot | avg | pf | fo | ast | to | blk | stl | pts | avg | |
| 2021-22 | 16-1 | 172/10.8 | 18-38 | .474 | 0-0 | .000 | 12-19 | .632 | 23 | 34 | 57 | 3.6 | 25 | 0 | 2 | 9 | 14 | 3 | 48 | 3.0 | |
| TOTAL | 16-1 | 172/10.8 | 18-38 | .474 | 0-0 | .000 | 12-19 | .632 | 23 | 34 | 57 | 3.6 | 25 | 0 | 2 | 9 | 14 | 3 | 48 | 3.0 | |





TAZ SHERMAN

6-4 | 190 | G | 5th Year

Collin College | Fort Bend Thurgood Marshall HS | Missouri City, Texas
Twitter: @Okaytazoo Instagram: @theonlytazoo

West Virginia (2021-22)

- Scored 14 points against Kansas State
- Missed game at Texas due to COVID-19 protocols
- Had 16 points against Youngstown State
- Posted a game-high 17 points at UAB
- Earned Big 12 Player of the Week honors for second time on Dec. 13
- Recorded a game-high 27 points against Kent State
- Had a game-high 23 points vs. UConn
- Scored 27 points vs. Radford, the only player on either team to reach double figures
- Posted a game-high 18 points vs. Bellarmine
- Scored a career-high 28 points vs. Eastern Kentucky
- Earned Big 12 Player of the Week honors on Nov. 22
- Named to the Shriners Children's Charleston Classic All-Tournament Team
- Scored 12 points against Clemson
- Had 21 points against Marquette
- Scored 27 points against Elon
- Had 17 points with five rebounds, two steals and two blocks against Pitt
- Scored a game-high 18 points and five assists against Oakland

West Virginia (2020-21)

- Named All-Big 12 Honorable Mention
- Started six of 28 games
- Averaged 13.4 points and 1.8 rebounds per game
- Averaged 24.4 minutes per game
- Shot 41.3 percent from the field, 35.9 percent from 3-point range and 87.3 percent from the free throw line
- Posted 21 games in double figures
- Scored 19 points against Oklahoma State in the Big 12 Championship
- Started on Senior Day against Oklahoma State and finished with 20 points
- Posted a season-best 26 points against Baylor
- Had a game-high 23 points at TCU
- Posted 25 points in the win over Kansas
- Scored a game-high 18 points in the win at Iowa State
- Started his first game of the season and finished with 10 points at Kansas State
- Finished with 17 points against Texas
- Had 20 points at Oklahoma State

West Virginia (2019-20)

- Played in all 31 games, starting four
- Averaged 13.1 minutes per game
- Averaged 5.3 points per contest
- Shot 38.3 percent from the field and 86.4 percent from the free throw line

Taz Sherman Highs

| | Season | Career |
|-----------|------------------------------|------------------------------|
| Minutes | 40 UConn/12-8 | 40 UConn/12-8-21 |
| Points | 28 EKU/11-26 | 28 EKU/11-26-21 |
| Rebounds | 5 two times | 5 two times |
| Assists | 5 four times | 5 four times |
| Turnovers | 7 UAB/12-18 | 7 UAB/12-18-21 |
| Blocks | 2 Pitt/11-12 | 2 two times |
| Steals | 4 two times | 4 three times |
| FGM | 9 three times | 9 five times |
| FGA | 20 Pitt/11-12 | 20 Pitt/11-12-21 |
| FG% | .643 (9-14) Kent State/12-12 | .750 (3-4) Nicholls/12-14-19 |
| 3FGM | 4 EKU/11-26 | 5 two times |
| 3FGA | 9 Pitt/11-12 | 10 three times |
| 3FG% | .571 (4-7) EKU/11-26 | 1.000 (2-2) three times |
| FTM | 8 two times | 8 three times |
| FTA | 13 Kent State/12-12 | 13 Kent State/12-12-21 |
| FT% | 1.000 (6-6) Marquette/11-19 | 1.000 (6-6) three times |

| Season | gp-gs | min/avg | Total | | 3-Point | | F-Throws | | Rebounds | | | | Scoring | | | | | | |
|---------|-------|-----------|---------|------|---------|------|----------|------|----------|-----|-----|-----|---------|----|----|-----|-----|-----|-----|
| | | | fg-fga | pct | fg-fga | pct | ft-fga | pct | off | def | tot | avg | pts | pf | fo | ast | to | blk | stl |
| 2019-20 | 31-4 | 407/13.1 | 59-154 | .383 | 28-84 | .333 | 19-22 | .864 | 9 | 16 | 25 | 0.8 | 185 | 18 | 0 | 24 | 29 | 7 | 18 |
| 2020-21 | 28-6 | 683/24.4 | 119-288 | .413 | 47-131 | .359 | 89-102 | .873 | 19 | 32 | 51 | 1.8 | 374 | 32 | 0 | 40 | 49 | 2 | 24 |
| 2021-22 | 15-15 | 498/33.2 | 95-223 | .426 | 28-82 | .341 | 65-83 | .783 | 9 | 35 | 44 | 2.9 | 283 | 11 | 0 | 40 | 39 | 4 | 24 |
| TOTAL | 74-25 | 1588/21.5 | 273-665 | .411 | 103-297 | .347 | 173-207 | .836 | 37 | 83 | 120 | 1.6 | 822 | 61 | 0 | 104 | 117 | 13 | 66 |

West Virginia (2021-22)

- Scored one point at Kansas
- Had two points against Youngstown State
- Scored five points against Radford
- Played nine minutes against Bellarmine
- Grabbed one rebound against Elon
- Played five minutes in his first collegiate game against Oakland

Prior to West Virginia

- Attended Lorain High, playing for coach John Rositano.
- Averaged 22.2 points, 6.2 rebounds, 2.5 steals and 1.4 assists as a senior
- Named Lorain County Mr. Basketball
- As a junior, Wilson led Lorain to the OHSAA district championship before falling to St. Edward High in the OHSAA regional semifinal
- For the season, Wilson averaged 13 points and seven rebounds per game
- Was named to the All-Lake Erie League First Team and All-Lorain County First Team
- Prior to his junior year, Wilson played at St. Vincent-St. Mary High in Akron, Ohio, where he averaged 13.5 points and 5.0 assists as a sophomore
- Started on two teams that reached the OHSAA state championship games, winning the Division II crown in 2018 and reaching the Division I final in 2019
- Scored a game-high 19 points in a state championship loss to Cincinnati Moeller
- During his freshman season, he scored the second-most points by a freshman player in school history, second only to LeBron James
- Played AAU basketball for the Ohio Basketball Club
- Was a two-time European Cup champion (15U and 16U), European Cup MVP, All-Ohio Nike Classic MVP and named a Top 10 Point Guard in the Adidas Gauntlet

Seth Wilson Highs

| | Season |
|-----------|----------------------------------|
| Minutes | 17 Radford/12-4 |
| Points | 5 Radford/12-4 |
| Rebounds | 1 five times |
| Assists | 0 |
| Turnovers | 0 |
| Blocks | 0 |
| Steals | 0 |
| FGM | 2 Radford/12-4 |
| FGA | 8 Radford/12-4 |
| FG% | .250 (2-4) Radford/12-4 |
| 3FGM | 1 Radford/12-4 |
| 3FGA | 6 Radford/12-4 |
| 3FG% | .167 (1-6) Radford/12-4 |
| FTM | 2 Youngstown St./12-22 |
| FTA | 2 two times |
| FT% | 1.000 (2-2) Youngstown St./12-22 |



SETH WILSON

6-1 | 215 | G | Fr.

Lorain HS | Lorain, Ohio

Twitter: @s_dub_45 Instagram: @sethwilson_

| Season | gp-gs | min/avg | Total fg-fga | pct | 3-Point fg-fga | pct | F-Throws ft-fa | pct | Rebounds off | def | tot | avg | pf | fo | ast | to | blk | stl | Scoring pts | avg |
|---------|-------|---------|--------------|------|----------------|------|----------------|------|--------------|-----|-----|-----|----|----|-----|----|-----|-----|-------------|-----|
| 2021-22 | 8-0 | 46/5.8 | 2-16 | .125 | 1-9 | .111 | 3-4 | .750 | 2 | 3 | 5 | 0.6 | 6 | 0 | 0 | 0 | 0 | 0 | 8 | 1.0 |
| TOTAL | 8-0 | 46/5.8 | 2-16 | .125 | 1-9 | .111 | 3-4 | .750 | 2 | 3 | 5 | 0.6 | 6 | 0 | 0 | 0 | 0 | 0 | 8 | 1.0 |



Game #1

West Virginia 60, Oakland 53

Nov. 9, 2021 • WVU Coliseum

Morgantown, W.Va.

Oakland 53 • 0-1,0-0 Horizon

| ## | Player | Total | 3-Ptr | Rebounds | FT-FTA | Off Def Tot | PF | TP | A | To | Blk | Stl | Min |
|--------|------------------|--------|-------------|----------|--------|-------------|----|-----|-----|-----|-----|-----|-----|
| FG-FGA | FG-FGA | FT-FTA | Off Def Tot | PF | TP | A | To | Blk | Stl | Min | | | |
| 01 | Jamal Cain | f 6-12 | 0-3 | 3-4 | 3 | 4 | 7 | 5 | 15 | 0 | 3 | 0 | 33 |
| 02 | Micha Parrish | f 4-13 | 0-5 | 2-2 | 8 | 4 | 12 | 4 | 10 | 1 | 3 | 0 | 35 |
| 03 | Trey Townsend | f 5-9 | 1-3 | 1-2 | 2 | 5 | 7 | 2 | 12 | 2 | 2 | 1 | 40 |
| 04 | Chris Conroy | f 3-10 | 0-0 | 0-0 | 1 | 1 | 2 | 1 | 0 | 0 | 0 | 1 | 37 |
| 05 | Jalen Moore | g 2-16 | 0-5 | 0-1 | 0 | 6 | 6 | 4 | 4 | 13 | 0 | 0 | 13 |
| 06 | Will Shepherd | g 0-2 | 0-1 | 0-0 | 0 | 0 | 0 | 0 | 0 | 0 | 0 | 0 | 2 |
| 07 | Emmanuel Newsome | 0-0 | 0-0 | 0-0 | 0 | 0 | 0 | 0 | 0 | 0 | 0 | 0 | 0 |
| 08 | Blake Lampman | 3-7 | 2-5 | 0-0 | 1 | 1 | 2 | 1 | 8 | 0 | 1 | 0 | 20 |
| 09 | Osei Price | 2-3 | 0-1 | 0-0 | 3 | 2 | 5 | 5 | 4 | 0 | 2 | 0 | 19 |
| 10 | Brody Parker | 0-0 | 0-0 | 0-0 | 0 | 0 | 0 | 0 | 0 | 0 | 0 | 0 | 1 |
| 11 | Team | | | | 2 | 5 | 7 | | | | | | |
| Totals | | 22-62 | 3-23 | 6-9 | 20 | 28 | 48 | 22 | 53 | 7 | 25 | 1 | 9 |

FG % 1st Half: 10-33 30.3% 2nd half: 12-29 41.4% Game: 22-62 35.5%
3FG % 1st Half: 1-12 8.3% 2nd half: 2-11 18.2% Game: 3-23 13.0%
FT % 1st Half: 2-3 66.7% 2nd half: 4-6 66.7% Game: 6-9 66.7%

West Virginia 60 • 1-0,0-0 Big 12

| ## | Player | Total | 3-Ptr | Rebounds | FT-FTA | Off Def Tot | PF | TP | A | To | Blk | Stl | Min |
|--------|-----------------|--------|-------------|----------|--------|-------------|----|-----|-----|-----|-----|-----|-----|
| FG-FGA | FG-FGA | FT-FTA | Off Def Tot | PF | TP | A | To | Blk | Stl | Min | | | |
| 11 | Jalen Bridges | f 3-7 | 1-3 | 0-0 | 1 | 2 | 3 | 0 | 7 | 0 | 2 | 1 | 0 |
| 12 | Isaiah Cottrell | f 2-6 | 0-1 | 2-3 | 0 | 4 | 4 | 2 | 6 | 1 | 0 | 0 | 16 |
| 13 | Kedrian Johnson | g 1-2 | 0-1 | 0-1 | 0 | 1 | 1 | 3 | 2 | 1 | 2 | 0 | 4 |
| 14 | Taz Sherman | g 7-18 | 1-7 | 3-4 | 0 | 4 | 4 | 0 | 18 | 5 | 4 | 0 | 37 |
| 15 | Sean McNeil | g 4-9 | 2-6 | 1-2 | 1 | 4 | 5 | 0 | 11 | 4 | 1 | 0 | 35 |
| 16 | Pauly Paulicap | 0-1 | 0-0 | 0-0 | 0 | 0 | 0 | 0 | 0 | 0 | 0 | 0 | 4 |
| 17 | Kobe Johnson | 1-2 | 0-1 | 0-0 | 0 | 0 | 0 | 0 | 2 | 0 | 1 | 0 | 7 |
| 18 | Gabe Osabuohien | 3-5 | 0-0 | 0-2 | 5 | 4 | 9 | 2 | 6 | 3 | 3 | 2 | 14 |
| 19 | Dimon Carrigan | 2-3 | 0-0 | 2-4 | 2 | 2 | 4 | 3 | 6 | 0 | 0 | 3 | 15 |
| 20 | Malik Curry | 0-2 | 0-0 | 2-2 | 0 | 1 | 1 | 3 | 2 | 1 | 1 | 2 | 19 |
| 21 | Seth Wilson | 0-3 | 0-2 | 0-0 | 1 | 0 | 1 | 0 | 0 | 0 | 0 | 0 | 5 |
| 22 | Team | | | | 1 | 0 | 1 | | | | | | |
| Totals | | 23-58 | 4-21 | 10-18 | 11 | 22 | 33 | 13 | 60 | 15 | 14 | 7 | 11 |

FG % 1st Half: 10-29 34.5% 2nd half: 13-29 44.8% Game: 23-58 39.7%
3FG % 1st Half: 2-10 20.0% 2nd half: 2-11 18.2% Game: 4-21 19.0%
FT % 1st Half: 5-10 50.0% 2nd half: 5-8 62.5% Game: 10-18 55.6%

Officials: Craig Murley,Bret Smith,Gary Maxwell
Technical fouls: Oakland-None, West Virginia-None.
Attendance: 9408

2021-22 Men's Basketball. Round: 0. Oakland vs West Virginia. Played at WVU Co

| Score by periods | 1st | 2nd | Total |
|------------------|-----|-----|-------|
| Oakland | 23 | 30 | 53 |
| West Virginia | 27 | 33 | 60 |

Last FG - OAK 2nd-00:59, WVU 2nd-04:41.
Largest lead - OAK by 6 1st-15:46, WVU by 17 2nd-11:01.
OAK led for 12:09, WVU led for 27:13. Game was tied for 00:38.

Recap

Taz Sherman's 18 points led West Virginia to a 60-53 season-opening victory over Oakland at the WVU Coliseum.

The Mountaineers, playing the 2021-22 season without Deuce McBride and Derek Culver, had the look of a team trying to discover its identity against a Golden Grizzlies team that threw a variety of zone defenses against them.

Bob Huggins won his 901st career game and is now just one shy of tying Bob Knight for fifth place on the NCAA all-time Division I wins list.

Two more wins will move him into a tie with Roy Williams for fourth place.

WVU (1-0) had difficulty finding much offensive rhythm in the first half and trailed for a good portion of the half before going on a 15-5 run to take a 27-23 lead into the locker room at the break.

Gabe Osabuohien came off the bench to ignite the rally by drawing charges, deflecting passes, grabbing an occasional rebound and finding open shooters along the wings.

Osabuohien remained on the floor at the beginning of the second half to help the Mountaineers build their biggest lead of the game at 17, 50-33, with 11:01 remaining.

Oakland (0-1) fought back to reduce West Virginia's advantage to six, 53-47, on Micah Parrish's 3 with 6:29 left. A Sherman jumper and a Kedrian Johnson transition dunk built the lead back to 10 with 4:41 to go.

The lead was also 10 with 1:48 remaining on two Malik Curry free throws.

Sherman's game-high 18 came on just 7 of 18 from the floor, including 1 of 7 from 3. Sherman was struggling with calf cramps for a good portion of the second half.

Sean McNeil was the only other Mountaineer player to reach double digits with 11 points on 4 of 9 shooting.

Osabuohien's stat line included 6 points, nine rebounds, three assists, two blocked shots, a steal and several drawn charges that led to Osei Price and Jamal Cain fouling out of the game, and point guard Jalen Moore finishing with four fouls.

Moore, who is considered one of the top point guards in mid-major basketball, had a tough night against a wave of West Virginia defenders. He finished with only 4 points on 2 of 16 shooting with 13 turnovers.

Neither team shot the ball well from 3, Oakland missing 20 of its 23 attempts and West Virginia making just 4 of 21. Oakland also committed 25 turnovers and shot 35.5% from the floor.

West Virginia, too, struggled shooting the ball making only 39.7% of its 58 field goal attempts. The Mountaineers were only 55.8% from the free throw line and the most alarming statistic was Oakland's 48 to 33 advantage on the glass.

Eleven different players got into the game for West Virginia and nine ended up getting into the scoring column.

Game #2

West Virginia 74, Pitt 59

Nov. 12, 2021 • WVU Coliseum

Morgantown, W.Va.

Pittsburgh 59 • 0-2,0-0 ACC

| ## | Player | Total | 3-Ptr | Rebounds | FT-FTA | Off Def Tot | PF | TP | A | To | Blk | Stl | Min |
|--------|---------------------|--------|-------------|----------|--------|-------------|----|-----|-----|-----|-----|-----|-----|
| FG-FGA | FG-FGA | FT-FTA | Off Def Tot | PF | TP | A | To | Blk | Stl | Min | | | |
| 15 | Mouhamadou Gueye | f 5-9 | 0-1 | 0-0 | 0 | 4 | 4 | 3 | 10 | 2 | 6 | 3 | 1 |
| 23 | John Hugley | f 7-10 | 1-1 | 2-2 | 2 | 4 | 6 | 3 | 17 | 2 | 3 | 0 | 0 |
| 24 | William Jeffress | f 2-4 | 0-0 | 4-6 | 2 | 5 | 7 | 3 | 8 | 2 | 3 | 0 | 1 |
| 02 | Femi Odukale | g 2-7 | 0-0 | 3-5 | 1 | 1 | 2 | 7 | 4 | 8 | 1 | 2 | 31 |
| 05 | Nate Santos | g 2-5 | 1-3 | 0-0 | 1 | 5 | 6 | 2 | 5 | 1 | 4 | 0 | 2 |
| 01 | Chris Payton | 0-0 | 0-0 | 0-0 | 0 | 1 | 1 | 1 | 0 | 0 | 1 | 0 | 1 |
| 03 | Enmanuel Newsome | 0-0 | 0-0 | 0-0 | 0 | 1 | 1 | 2 | 0 | 1 | 0 | 0 | 6 |
| 04 | Dan Oladapo | 4-4 | 0-0 | 0-2 | 2 | 1 | 3 | 0 | 8 | 0 | 2 | 0 | 15 |
| 31 | Onyekwuchi Ezeakudo | 1-1 | 1-1 | 1-2 | 0 | 1 | 1 | 4 | 3 | 4 | 0 | 0 | 21 |
| 32 | Team | | | | 4 | 1 | 5 | | | | | | |
| Totals | | 23-40 | 3-6 | 10-17 | 12 | 24 | 36 | 17 | 59 | 15 | 32 | 4 | 7 |

FG % 1st Half: 10-20 50.0% 2nd half: 13-20 65.0% Game: 23-40 57.5%
3FG % 1st Half: 2-3 66.7% 2nd half: 1-3 33.3% Game: 3-6 50.0%
FT % 1st Half: 2-4 50.0% 2nd half: 8-13 61.5% Game: 10-17 58.8%

West Virginia 74 • 2-0,0-0 Big 12

| ## | Player | Total | 3-Ptr | Rebounds | FT-FTA | Off Def Tot | PF | TP | A | To | Blk | Stl | Min |
|--------|-----------------|--------|-------------|----------|--------|-------------|----|-----|-----|-----|-----|-----|-----|
| FG-FGA | FG-FGA | FT-FTA | Off Def Tot | PF | TP | A | To | Blk | Stl | Min | | | |
| 11 | Jalen Bridges | f 6-9 | 4-6 | 2-3 | 3 | 3 | 6 | 1 | 18 | 1 | 1 | 5 | 0 |
| 13 | Isaiah Cottrell | f 2-4 | 0-0 | 0-0 | 1 | 0 | 1 | 2 | 4 | 0 | 1 | 1 | 0 |
| 00 | Kedrian Johnson | g 2-4 | 0-1 | 0-3 | 1 | 1 | 2 | 3 | 4 | 6 | 1 | 0 | 7 |
| 12 | Taz Sherman | g 6-20 | 2-9 | 3-3 | 1 | 4 | 5 | 2 | 17 | 1 | 3 | 2 | 37 |
| 22 | Sean McNeil | g 4-9 | 3-4 | 0-0 | 0 | 0 | 0 | 0 | 11 | 2 | 1 | 0 | 33 |
| 01 | Pauly Paulicap | 3-4 | 0-0 | 0-1 | 0 | 2 | 2 | 1 | 6 | 1 | 0 | 0 | 1 |
| 02 | Kobe Johnson | 2-2 | 0-0 | 0-0 | 0 | 0 | 0 | 0 | 4 | 0 | 1 | 0 | 14 |
| 03 | Gabe Osabuohien | 0-0 | 0-0 | 0-0 | 0 | 0 | 0 | 4 | 0 | 1 | 3 | 0 | 12 |
| 04 | Dimon Carrigan | 0-2 | 0-0 | 0-0 | 1 | 1 | 2 | 3 | 0 | 0 | 0 | 2 | 14 |
| 10 | Malik Curry | 5-5 | 0-0 | 0-1 | 0 | 0 | 0 | 1 | 10 | 3 | 0 | 0 | 12 |
| 21 | Team | | | | 2 | 0 | 2 | | | | | | |
| Totals | | 30-59 | 9-22 | 5-11 | 9 | 11 | 20 | 17 | 74 | 15 | 14 | 11 | 17 |

FG % 1st Half: 15-29 51.7% 2nd half: 15-30 50.0% Game: 30-59 50.8%
3FG % 1st Half: 4-10 40.0% 2nd half: 5-12 41.7% Game: 9-22 40.9%
FT % 1st Half: 2-6 33.3% 2nd half: 3-5 60.0% Game: 10-17 58.8%

Officials: Job Hartness,Mike Roberts,Kipp Kissinger
Technical fouls: Pittsburgh-None, West Virginia-None.
Attendance: 14100

2021-22 Men's Basketball. Round: 0. Pittsburgh vs West Virginia. Played at WVU

| Score by periods | 1st | 2nd | Total |
|------------------|-----|-----|-------|
| Pittsburgh | 24 | 35 | 59 |
| West Virginia | 36 | 38 | 74 |

Last FG - PITT 2nd-01:15, WVU 2nd-00:50.
Largest lead - PITT by 4 1st-15:22, WVU by 21 2nd-10:35.
PITT led for 03:56, WVU led for 34:10. Game was tied for 01:54.

Score tied - 2 times.
Lead changed - 3 times.

Recap

West Virginia took advantage of Pitt's backcourt issues by forcing 32 turnovers in a 74-59 victory over the Panthers at a sold-out WVU Coliseum.

It was coach Bob Huggins' 902 career victory, tying him with Bob Knight for fifth on the NCAA's all-time Division I wins list. His next victory will move him into a tie with Roy Williams for fourth all-time, with just Jim Calhoun, Jim Boeheim and Mike Krzyzewski ahead of him.

The 14,100 who showed up for the game watched Huggins' Mountaineers consume Pitt's ballhandlers, just as they did in the opener when they forced Oakland to turn the ball over 25 times.

It's the most turnovers by a West Virginia opponent since 2016 during its "Press Virginia" days when the Mountaineers forced Western Carolina to turn it over 34 times.

Those 32 turnovers were responsible for 34 points, which covered up for some of the other areas where West Virginia is still lacking - namely rebounding and free throw shooting.

Once again, WVU was beaten 36 to 20 on the glass and made just 5 of its 11 free throw attempts.

West Virginia was able to get off 19 more shots than Pitt, connecting on 50.8% of its field goal attempts.

Jalen Bridges led everybody with 18 points, those coming on 6 of 9 shooting, including 4 of 6 from 3. Each time Pitt tried to make a run, particularly in the second half, Bridges knocked down a 3 to stop it.

Senior guard Taz Sherman contributed 17, although he goaled on just 6 of his 20 shot attempts. Guard Sean McNeil scored 11 and Malik Curry came off the bench to contribute 10 on 5 of 5 shooting.

West Virginia (2-0) was 9-of-22 from behind the arc, and outscored the Panthers 21 to 11 in fast break points. Seventeen of Pitt's 32 turnovers were the result of West Virginia steals.

WVU's defense also blocked 11 Panther shots - five of those coming from Bridges.

The Mountaineers used a 9-0 run during a two-minute stretch late in the first half to take a 34-19 lead following a Bridges 3 with 3:38 left.

The lead swelled to 21 at the 10-minute mark of the second half and got there once again with 5:10 remaining. Ten different players saw the floor for West Virginia and eight of them scored.

The Panthers (0-2) shot 57.5% overall, connecting on 23 of its 40 field goal attempts.

The victory was West Virginia's 100th all-time in the Pitt series, to Pitt's 88, and is the fifth straight dating back to 2012 when the two schools were still members of the Big East Conference. Since the resumption of the series in 2017, the Mountaineers have won all four meetings.

The 14,100 attendance was the most ever for a November basketball game at the WVU Coliseum, exceeding the 11,044 that attended the Nov. 26, 2006 game against LSU. That was also the day West Virginia officially retired Jerry West's No. 44.

Game #3

West Virginia 87, Elon 68

Nov. 18, 2021 • TD Arena

Charleston, S.C. • Shriners Children's Charleston Classic

Elon 68 • 2-2,0-0 CAA

| ## | Player | Total | 3-Ptr | Rebounds | FT-FTA | Off Def Tot | PF | TP | A | To | Blk | Stl | Min |
|--------|----------------------|--------|-------------|----------|--------|-------------|----|-----|-----|-----|-----|-----|-----|
| FG-FGA | FG-FGA | FT-FTA | Off Def Tot | PF | TP | A | To | Blk | Stl | Min | | | |
| 14 | Zac Ervin | f 3-10 | 2-7 | 3-4 | 3 | 4 | 7 | 2 | 11 | 1 | 2 | 0 | 0 |
| 21 | Michael Graham | c 1-3 | 0-0 | 0-0 | 0 | 2 | 2 | 0 | 2 | 1 | 0 | 0 | 13 |
| 00 | Hunter McIntosh | g 5-10 | 3-6 | 0-0 | 0 | 2 | 2 | 4 | 13 | 1 | 2 | 0 | 19 |
| 10 | Kris Watson | g 3-13 | 1-7 | 8-8 | 4 | 3 | 7 | 3 | 15 | 4 | 4 | 0 | 1 |
| 12 | Darius Burford | g 4-7 | 1-1 | 3-5 | 0 | 6 | 6 | 5 | 12 | 2 | 3 | 0 | 30 |
| 03 | Charlie Mendys | 0-0 | 0-0 | 0-0 | 0 | 0 | 0 | 0 | 1 | 0 | 0 | 0 | 7 |
| 04 | Sam Sherry | 0-2 | 0-0 | 0-0 | 1 | 1 | 2 | 0 | 0 | 1 | 0 | 0 | 0 |
| 10 | Kris Watson | 0-0 | 0-0 | 0-0 | 0 | 0 | 0 | 0 | 0 | 0 | 0 | 1 | 6 |
| 11 | RJ Noord | 0-0 | 0-0 | 0-0 | 0 | 1 | 1 | 2 | 0 | 0 | 0 | 0 | 4 |
| 13 | Jerald Gillens Butte | 1-4 | 0-1 | 2-2 | 0 | 0 | 0 | 2 | 4 | 2 | 1 | 0 | 15 |
| 23 | Ben Daugherty | 0-0 | 0-0 | 0-1 | 0 | 0 | 0 | 0 | 0 | 0 | 0 | 0 | 2 |
| 25 | Hunter Woods | 3-6 | 3-5 | 2-2 | 0 | 4 | 4 | 3 | 11 | 1 | 3 | 0 | 30 |
| 26 | Team | | | | 0 | 2 | 2 | | | | | | |
| Totals | | 20-55 | 10-27 | 18-22 | 8 | 25 | 33 | 22 | 68 | 13 | 17 | 1 | 6 |

Game #4

Marquette 82, West Virginia 71

Nov. 19, 2021 • TD Arena

Charleston, S.C. • Shriners Children's Charleston Classic

Marquette 82 • 5-0,0-0 Big East

| # | Player | f | Total | | 3-Ptr | | Rebounds | | PF | TP | A | T | Blk | Stl | Min |
|--------|---------------------|---|-------|-------|-------|-----|----------|-----|----|----|----|---|-----|-----|-----|
| | | | FG | FGA | FG | FGA | FT | FTA | | | | | | | |
| 10 | Justin Lewis | f | 7-15 | 3-7 | 0-0 | 1 | 4 | 5 | 0 | 17 | 4 | 0 | 0 | 1 | 35 |
| 12 | Oliver-Maxence Pros | f | 2-5 | 0-1 | 4-4 | 2 | 7 | 9 | 4 | 8 | 2 | 2 | 0 | 1 | 23 |
| 35 | Kur Kuath | f | 4-4 | 0-0 | 0-0 | 1 | 4 | 5 | 2 | 8 | 0 | 0 | 3 | 0 | 18 |
| 22 | Tyler Kolek | g | 7-12 | 4-8 | 0-0 | 0 | 6 | 2 | 18 | 8 | 5 | 0 | 0 | 0 | 39 |
| 32 | Darryl Morsell | g | 3-8 | 0-2 | 5-5 | 1 | 5 | 6 | 4 | 11 | 4 | 3 | 1 | 0 | 30 |
| 01 | Kam Jones | g | 4-8 | 4-6 | 0-0 | 0 | 1 | 1 | 2 | 12 | 0 | 0 | 0 | 1 | 19 |
| 04 | Stevie Mitchell | g | 0-0 | 0-0 | 0-0 | 0 | 1 | 1 | 1 | 0 | 0 | 0 | 0 | 0 | 5 |
| 05 | Greg Elliott | g | 0-2 | 0-1 | 1-2 | 0 | 0 | 0 | 1 | 1 | 1 | 0 | 0 | 1 | 12 |
| 13 | Oso Ighodaro | g | 2-2 | 0-0 | 0-0 | 0 | 0 | 0 | 2 | 4 | 1 | 1 | 1 | 1 | 15 |
| 23 | David Joplin | g | 1-1 | 1-1 | 0-0 | 1 | 0 | 1 | 1 | 3 | 0 | 2 | 0 | 0 | 4 |
| | Team | | | | | 0 | 3 | 3 | | | | | | | |
| Totals | | | 30-57 | 12-26 | 10-11 | 6 | 31 | 37 | 19 | 82 | 20 | 3 | 6 | 4 | 200 |

| | | | | | | | |
|----------------------|-------|-----------------|-------|-------------|-------|----------|---|
| FG % 1st Half: 14-32 | 43.8% | 2nd half: 16-25 | 64.0% | Game: 30-57 | 52.6% | Deadball | |
| 3FG % 1st Half: 4-13 | 30.8% | 2nd half: 8-13 | 61.5% | Game: 12-26 | 46.2% | Rebounds | 0 |
| FT % 1st Half: 3-3 | 100.0 | 2nd half: 7-8 | 87.5% | Game: 10-11 | 90.9% | | |

West Virginia 71 • 3-1,0-0 Big 12

| # | Player | Total | | 3-Ptr | | Rebounds | | PF | TP | A | T | Blk | Stl | Min | |
|--------|-----------------|-------|-------|-------|-------|----------|-----|----|----|----|----|-----|-----|-----|-----|
| | | FG | FGA | FG | FGA | FT | FTA | | | | | | | | |
| 11 | Jalen Bridges | f | 4-6 | 2-4 | 1-2 | 2 | 4 | 6 | 0 | 11 | 1 | 0 | 0 | 2 | 28 |
| 13 | Isaiah Cottrell | f | 2-5 | 0-2 | 0-0 | 0 | 3 | 3 | 1 | 4 | 1 | 0 | 0 | 0 | 18 |
| 00 | Kedrian Johnson | g | 2-3 | 1-1 | 1-2 | 0 | 0 | 0 | 4 | 6 | 1 | 0 | 0 | 0 | 13 |
| 12 | Taz Sherman | g | 7-18 | 1-3 | 6-6 | 0 | 1 | 1 | 21 | 5 | 2 | 0 | 0 | 0 | 38 |
| 22 | Sean McNeil | g | 4-13 | 2-6 | 2-2 | 1 | 4 | 5 | 0 | 12 | 3 | 2 | 0 | 1 | 38 |
| 01 | Pauly Paulicap | g | 1-1 | 0-0 | 0-2 | 1 | 2 | 3 | 1 | 2 | 0 | 0 | 0 | 0 | 6 |
| 02 | Kobe Johnson | g | 1-1 | 1-1 | 0-0 | 0 | 0 | 0 | 3 | 1 | 0 | 0 | 0 | 0 | 11 |
| 03 | Gabe Osabuohien | g | 2-4 | 0-0 | 0-0 | 2 | 2 | 4 | 5 | 4 | 2 | 1 | 0 | 1 | 17 |
| 06 | Dimon Carrigan | g | 1-3 | 0-0 | 0-1 | 1 | 3 | 4 | 0 | 2 | 0 | 1 | 1 | 1 | 9 |
| 10 | Malik Curry | g | 3-9 | 0-1 | 0-0 | 2 | 2 | 2 | 6 | 0 | 0 | 0 | 0 | 1 | 21 |
| 45 | Seth Wilson | Team | 0-1 | 0-1 | 0-0 | 0 | 0 | 0 | 0 | 0 | 0 | 0 | 0 | 0 | 1 |
| | Team | | | | | 3 | 1 | 4 | | | | | | | |
| Totals | | | 27-64 | 7-19 | 10-15 | 10 | 22 | 32 | 14 | 71 | 14 | 10 | 3 | 6 | 200 |

| | | | | | | | |
|----------------------|-------|----------------|-------|-------------|-------|----------|---|
| FG % 1st Half: 18-31 | 58.1% | 2nd half: 9-33 | 27.3% | Game: 27-64 | 42.2% | Deadball | |
| 3FG % 1st Half: 5-7 | 71.4% | 2nd half: 2-12 | 16.7% | Game: 7-19 | 36.8% | Rebounds | 1 |
| FT % 1st Half: 6-8 | 75.0% | 2nd half: 4-7 | 57.1% | Game: 10-15 | 66.7% | | |

Officials: Tim Clougherty, Gerry Pollard, Terry Ogleby
Technical fouls: Marquette=None, West Virginia=None.
Attendance: 4672
2021-22 Men's Basketball, Round: 0, Marquette vs West Virginia, Played at TD A

| Score by periods | 1st | 2nd | Total |
|------------------|-----|-----|-------|
| Marquette | 35 | 47 | 82 |
| West Virginia | 47 | 24 | 71 |

Last FG - MARQ 2nd-02:23, WVU 2nd-03:36
Largest lead - MARQ by 11 2nd-00:30, WVU by 14 1st-00:42
MARQ led for 19:55, WVU led for 19:03, Game was tied for 01:02.

Recap

Marquette used some torrid second-half shooting to overcome a double-digit halftime deficit and down West Virginia 82-71 in the second semifinal game of the Shriners Children's Charleston Classic at TD Arena in Charleston, South Carolina.

It was a tale of two halves for West Virginia.

The Mountaineers took advantage of Kur Kuath's early foul trouble to build a 12-point halftime lead. When Kuath drew his second foul and went to the bench with 14:48 remaining, the Golden Eagles were leading the Mountaineers 14-8.

West Virginia then used a 17-2 run to take a 25-16 lead, and it got to 10 with 4:58 left on Malik Curry's jumper. A Sean McNeil basket pushed the lead to 11 and another McNeil jumper with 42 seconds left pushed the advantage to 14.

The Mountaineers shot 58% in the first half, limited Marquette to 42.2% and more than held their own on the glass 18 to 15.

In the second half, it was a complete reversal. Everything West Virginia did well in the first half Marquette did well in the second half.

The Golden Eagles shot 64% after intermission, including 8 of 13 from 3, outrebounded West Virginia 22 to 14, and the turnovers the Mountaineers were generating during their first three wins against Oakland, Pitt and Elon were non-existent in the second half.

Huggins said the defensive intensity his team played with in the first half did not continue when the team returned to the floor after intermission.

"They were all penetrate and pitch shots," West Virginia coach Bob Huggins said of Marquette's 47-point second half explosion. "Whoever touched the ball straight-lined it and we stood around. In the first half they didn't. How many times did they drive it to the goal and one of our guys moved to stop him and the rest of our guys stood and looked?"

Marquette's 13-0 run early in the second half flipped the game, and the Golden Eagles never trailed after Kam Jones' 3 gave Marquette a 63-60 lead with 9:25 left.

Tyler Kolek scored a team-high 18 while all 12 of Jones' points were scored in the second half. Darryl Morsell also scored 17 for the Golden Eagles.

Kuath made all four of his shot attempts for 8 points, grabbed five rebounds and blocked three shots.

West Virginia missed its last three shots, six of its last seven and went scoreless for the remaining 3:39. WVU's top two scorers, Taz Sherman and Sean McNeil, went a combined 3 for 19 in the second half and overall the Mountaineers connected on just 9 of their 33 second-half field goal tries.

For the game, Sherman led everyone with 21 points on 7 of 16 shooting. McNeil added 12 on 4 of 13 shooting while Jalen Bridges tallied 11. The sophomore forward was 4 of 6 from the floor.

Game #5

West Virginia 66, Clemson 59

Nov. 21, 2021 • TD Arena

Charleston, S.C. • Shriners Children's Charleston Classic

Clemson 59 • 4-2,0-0 ACC

| # | Player | Total | | 3-Ptr | | Rebounds | | | | PF | TP | A | T | Blk | Stl | Min |
|--------|------------------|-------|-------|-------|-------|----------|-----|-----|-----|----|----|----|---|-----|-----|-----|
| | | FG | FGA | FG | FGA | FT | FTA | Off | Def | | | | | | | |
| 05 | Hunter Tyson | f | 3-6 | 0-2 | 3-6 | 0 | 6 | 6 | 2 | 9 | 1 | 1 | 0 | 0 | 0 | 29 |
| 04 | PJ Hall | f | 5-7 | 0-1 | 0-0 | 2 | 3 | 5 | 2 | 10 | 1 | 2 | 0 | 0 | 0 | 25 |
| 02 | Al-Amir Dawes | g | 6-9 | 3-5 | 3-4 | 0 | 5 | 5 | 1 | 18 | 2 | 6 | 0 | 2 | 3 | 36 |
| 13 | Dick Honor | g | 4-10 | 2-5 | 0-0 | 0 | 1 | 1 | 1 | 10 | 2 | 2 | 0 | 1 | 3 | 35 |
| 09 | Nick Collins | g | 2-3 | 0-0 | 0-2 | 1 | 2 | 3 | 5 | 4 | 1 | 2 | 0 | 0 | 2 | 23 |
| 01 | Ian Scheffelin | g | 0-0 | 0-0 | 0-0 | 0 | 0 | 0 | 0 | 0 | 0 | 0 | 0 | 0 | 0 | 3 |
| 03 | Chase Hunter | g | 0-1 | 0-1 | 1-2 | 0 | 2 | 2 | 1 | 1 | 1 | 1 | 0 | 0 | 0 | 20 |
| 10 | Ben Middlebrooks | g | 0-0 | 0-0 | 0-0 | 0 | 0 | 0 | 0 | 0 | 0 | 0 | 0 | 0 | 0 | 4 |
| 33 | Naz Bohannon | g | 2-4 | 0-0 | 3-4 | 1 | 2 | 3 | 3 | 7 | 4 | 4 | 0 | 0 | 0 | 25 |
| | Team | | | | | 0 | 2 | 2 | | | | | | | | |
| Totals | | | 22-40 | 5-14 | 10-18 | 4 | 23 | 27 | 15 | 59 | 12 | 20 | 1 | 5 | 20 | 200 |

| | | | | | | | |
|----------------------|-------|----------------|-------|-------------|-------|----------|---|
| FG % 1st Half: 13-23 | 56.5% | 2nd half: 9-17 | 52.9% | Game: 22-40 | 55.0% | Deadball | |
| 3FG % 1st Half: 3-7 | 42.9% | 2nd half: 2-7 | 28.6% | Game: 5-14 | 35.7% | Rebounds | 2 |
| FT % 1st Half: 5-8 | 62.5% | 2nd half: 5-10 | 50.0% | Game: 10-18 | 55.6% | | |

West Virginia 66 • 4-1,0-0 Big 12

| # | Player | | Total | | 3-Ptr | | Rebounds | | | | | | | PF | TP | A | T | Blk | Stl | Min |
|--------|-----------------|---|-------|------|-------|-----|----------|-----|-----|-----|----|----|---|----|-----|----|---|-----|-----|-----|
| | | | FG | FGA | FG | FGA | FT | FTA | Off | Def | TP | FT | | | | | | | | |
| 11 | Jalen Bridges | f | 4-8 | 0-3 | 0-0 | 2 | 3 | 5 | 4 | 8 | 0 | 2 | 1 | 1 | 1 | 3 | 0 | 1 | 30 | |
| 13 | Isaiah Cottrell | f | 3-7 | 1-1 | 0-0 | 1 | 1 | 2 | 0 | 7 | 1 | 0 | 0 | 0 | 0 | 14 | 0 | 0 | 14 | |
| 00 | Kedrian Johnson | g | 2-4 | 0-0 | 2-3 | 1 | 2 | 3 | 6 | 0 | 2 | 0 | 0 | 0 | 0 | 21 | 0 | 0 | 21 | |
| 12 | Taz Sherman | g | 5-16 | 1-5 | 1-1 | 1 | 1 | 2 | 1 | 12 | 2 | 3 | 1 | 2 | 32 | 0 | 0 | 32 | | |
| 22 | Sean McNeil | g | 5-12 | 1-6 | 4-4 | 1 | 1 | 2 | 3 | 15 | 3 | 1 | 0 | 1 | 32 | 0 | 0 | 32 | | |
| 01 | Pauly Paulicap | | 0-2 | 0-0 | 0-0 | 2 | 1 | 3 | 1 | 0 | 0 | 0 | 0 | 1 | 7 | 0 | 0 | 7 | | |
| 02 | Kobe Johnson | | 1-2 | 1-2 | 0-0 | 0 | 0 | 0 | 0 | 3 | 0 | 0 | 0 | 0 | 11 | 0 | 0 | 11 | | |
| 03 | Gabe Osabuohien | | 1-2 | 0-1 | 2-3 | 2 | 5 | 7 | 2 | 4 | 3 | 1 | 1 | 1 | 23 | 0 | 0 | 23 | | |
| 06 | Dimon Carrigan | | 1-1 | 0-0 | 0-0 | 2 | 1 | 3 | 2 | 0 | 0 | 0 | 0 | 1 | 10 | 0 | 0 | 10 | | |
| 10 | Malik Curry | | 4-7 | 1-1 | 0-0 | 1 | 2 | 3 | 0 | 9 | 1 | 1 | 0 | 2 | 20 | 0 | 0 | 20 | | |
| | Team | | | | | 0 | 1 | 1 | | | | | | | | | | | | |
| Totals | | | 26-61 | 5-19 | 9-11 | 13 | 18 | 31 | 16 | 66 | 11 | 12 | 4 | 9 | 200 | | | | | |

| | | | | | | | |
|----------------------|-------|-----------------|-------|-------------|-------|----------|-----|
| FG % 1st Half: 14-31 | 45.2% | 2nd half: 12-30 | 40.0% | Game: 26-61 | 42.6% | Deadball | |
| 3FG % 1st Half: 4-11 | 36.4% | 2nd half: 1-8 | 12.5% | Game: 5-19 | 26.3% | Rebounds | 1,2 |
| FT % 1st Half: 3-4 | 75.0% | 2nd half: 6-7 | 85.7% | Game: 9-11 | 81.8% | | |

Officials: Jeb Hartness,Ted Valentine,Ron Groover
Technical fouls: Clemson=TEAM, West Virginia=None.
Attendance: 4820
2021-22 Men's Basketball, Round: 0, Clemson vs West Virginia, Played at TD A

| Score by periods | 1st | 2nd | Total |
|------------------|-----|-----|-------|
| Clemson | 34 | 25 | 59 |
| West Virginia | 35 | 31 | 66 |

Last FG - CLEM 2nd-05:50, WVU 2nd-00:27.
Largest lead - CLEM by 10 2nd-14:00, WVU by 7 2nd-00:17.
CLEM led for 24:52, WVU led for 09:35, Game was tied for 05:39.

Recap

West Virginia rallied from 10 points down in the second half to defeat Clemson 66-59 in the third-place game of the Shriners Children's Charleston Classic at TD Arena in Charleston, South Carolina.

The Mountaineers (4-1) were trailing 49-39 with 14 minutes remaining, and it appeared to be a repeat of the loss to Marquette when West Virginia was overrun by the Golden Eagles in the second half.

But WVU tightened its defense and got some critical baskets from Sean McNeil, who finished with a team-high 15 points.

"That was the Mountaineer team right there," said West Virginia coach Bob Huggins, who got career victory No. 904 moving him past Roy Williams into sole possession of fourth place on the NCAA's all-time Division I wins list.

A Dimon Carrigan layup began a 17-7 Mountaineer run to tie the game at 56 on McNeil's jumper. McNeil, who went scoreless in the first half, scored 15 of West Virginia's final 23 points, including four important free throws inside of a minute to play.

WVU's defense held Clemson without a field goal over the game's final 5:50. With 17 seconds left in the game, Clemson was assessed a technical foul for having six players on the floor when West Virginia was attempting to inbound the basketball. Two free throws were awarded to West Virginia, which McNeil made, and the Mountaineers also got the ball back with a seven-point lead.

Clemson (4-2) wasn't able to sustain the two offensive spurts it had to begin the game and early in the second half, the Tigers also led 17-9 at the game's outset.

Al-Amir Dawes scored a game-high 18 points on 6-of-9 shooting, with 12 of those coming in the first five minutes of the game before West Virginia adjusted its defense.

The Mountaineers fought back to tie the game at 20 and took its first lead, 24-23, on Kedrian Johnson's jumper with 6:12 left. WVU had a 35-32 lead and the ball with 30 seconds left in the half. But Malik Curry missed a short jumper with eight seconds remaining, which allowed P.J. Hall enough time to score ahead of the first half horn.

Clemson began the second half by scoring 15 of the next 19 points with WVU's lone field goals coming from Taz Sherman and Isaiah Cottrell.

Clemson turnovers and missed free throws were a key factor in West Virginia's comeback. The Tigers finished the game turning the ball over 20 times, with 10 of those coming in the second half, while connecting on just 10 of their 18 free throw attempts.

West Virginia, which shot just 42.6% for the game, managed to get off 13 more shots than Clemson in the second half, making 12.

WVU had a four-rebound advantage on the glass and outscored the Tigers 12 to 2 in second-chance points. Another area Huggins thought benefitted his team was bench scoring with the Mountaineers showing an 18 to 8 edge there. Curry produced half of those on 4 of 7 shooting. Clemson shot 55% for the game, making 22 of its 40 attempts.

Game #6

West Virginia 80, Eastern Kentucky 77

Nov. 26, 2021 • WVU Coliseum

Morgantown, W.Va.

Eastern Ky. 77 • 5-2,0-0 ASUN

| # | Player | Total | 3-Ptr | Rebounds | | | | | | | | | | |
|----|----------------------|--------|--------|----------|------|-----|----|----|----|----|-----|-----|-----|-----|
| | | FG-FGA | FG-FGA | FT-FTA | Off | Def | PF | TP | A | T | Blk | Stl | Min | |
| 03 | Jannson Williams | f | 6-11 | 5-8 | 5-7 | 5 | 2 | 7 | 4 | 22 | 0 | 0 | 2 | 24 |
| 24 | Michael Moreno | | 5-8 | 2-5 | 0 | 0 | 2 | 2 | 2 | 12 | 0 | 0 | 0 | 32 |
| 00 | Russhard Cruickshank | | 2-5 | 0-2 | 0 | 0 | 1 | 1 | 6 | 3 | 1 | 0 | 0 | 22 |
| 04 | Chris Davis | | 3-6 | 4-4 | 0 | 0 | 1 | 5 | 8 | 2 | 4 | 0 | 0 | 18 |
| 05 | Copper Cobb | | 4-4 | 1-2 | 1-2 | 0 | 0 | 1 | 3 | 4 | 3 | 0 | 1 | 22 |
| 10 | Braxton Beverly | | 4-9 | 2-5 | 2-3 | 0 | 3 | 3 | 2 | 12 | 2 | 0 | 0 | 29 |
| 11 | Jomaru Brown | | 1-1 | 0-0 | 0-0 | 0 | 1 | 1 | 4 | 2 | 1 | 2 | 0 | 6 |
| 12 | Michael Wardy | | 3-4 | 0-0 | 0 | 1 | 1 | 2 | 2 | 6 | 0 | 0 | 1 | 11 |
| 13 | Tarion Ralston | | 0-2 | 0-0 | 0-0 | 0 | 1 | 1 | 2 | 0 | 0 | 0 | 0 | 5 |
| 14 | Devontae Brown | | 2-5 | 0-2 | 2 | 2 | 0 | 1 | 5 | 6 | 1 | 1 | 1 | 31 |
| | Team | | 2 | 0 | 2 | 0 | 0 | 0 | 0 | 0 | 0 | 0 | 0 | 0 |
| | Totals | | 27-55 | 14-29 | 9-14 | 13 | 20 | 33 | 26 | 77 | 20 | 12 | 4 | 600 |

Game #7

West Virginia 74, Bellarmine 55**Nov. 30, 2021 • WVU Coliseum****Morgantown, W.Va.****Bellarmine 55 • 2-6-0 ASUN**

| # | Player | Total | | 3-Ptr | | Rebounds | | Off Def Tot | | PF | TP | A To Blk | | Stl | Min |
|--------|----------------|--------|--------|--------|--------|-------------|-------------|-------------|-------------|----|----|----------|---|-----|-----|
| | | FG-FGA | FG-FGA | FT-FTA | FT-FTA | Off Def Tot | Off Def Tot | Off Def Tot | Off Def Tot | | | | | | |
| 00 | Ethan Claycomb | f | 0-4 | 0-4 | 0-0 | 1 | 2 | 3 | 2 | 0 | 1 | 0 | 1 | 0 | 23 |
| 42 | Curt Hopf | f | 5-10 | 0-1 | 2-8 | 3 | 5 | 8 | 3 | 12 | 1 | 1 | 0 | 0 | 31 |
| 01 | Justin Betz | g | 5-11 | 0-2 | 0-0 | 3 | 4 | 7 | 2 | 10 | 0 | 1 | 0 | 1 | 35 |
| 13 | Dylan Penn | g | 7-14 | 0-1 | 2-2 | 1 | 3 | 4 | 2 | 16 | 5 | 5 | 0 | 0 | 40 |
| 25 | CJ Fleming | g | 3-10 | 1-4 | 3-3 | 0 | 1 | 1 | 10 | 1 | 0 | 0 | 0 | 0 | 33 |
| 02 | Alec Pfrim | g | 0-0 | 0-0 | 0-1 | 2 | 3 | 5 | 2 | 0 | 3 | 2 | 0 | 0 | 19 |
| 10 | Garrett Tipton | g | 3-6 | 1-4 | 0-0 | 0 | 0 | 0 | 1 | 7 | 0 | 0 | 0 | 0 | 12 |
| 14 | Sam DeVault | g | 0-2 | 0-1 | 0-0 | 0 | 0 | 0 | 1 | 0 | 0 | 0 | 0 | 1 | 5 |
| 22 | Bash Wieland | g | 0-0 | 0-0 | 0-0 | 1 | 0 | 1 | 0 | 0 | 0 | 1 | 0 | 1 | 2 |
| Team | | | | | | | | | | | | | | | |
| Totals | | 23-57 | 2-17 | 7-14 | 12 | 19 | 31 | 14 | 55 | 10 | 14 | 0 | 8 | 200 | |

FG % 1st Half: 12-32 37.5% 2nd half: 11-25 44.0% Game: 23-57 40.4%
 3FG % 1st Half: 2-12 16.7% 2nd half: 0-5 0.0% Game: 2-17 11.8%
 FT % 1st Half: 4-5 80.0% 2nd half: 3-9 33.3% Game: 7-14 50.0%

West Virginia 74 • 6-1,0-0 Big 12

| # | Player | Total | | 3-Ptr | | Rebounds | | Off Def Tot | | PF | TP | A To Blk | | Stl | Min |
|--------|-----------------|--------|--------|--------|--------|-------------|-------------|-------------|-------------|----|----|----------|---|-----|-----|
| | | FG-FGA | FG-FGA | FT-FTA | FT-FTA | Off Def Tot | Off Def Tot | Off Def Tot | Off Def Tot | | | | | | |
| 11 | Jalen Bridges | f | 4-9 | 0-2 | 0-0 | 4 | 5 | 9 | 2 | 8 | 2 | 0 | 1 | 0 | 26 |
| 13 | Isaiah Cottrell | f | 1-3 | 0-1 | 1-2 | 0 | 2 | 2 | 2 | 3 | 0 | 1 | 1 | 0 | 18 |
| 00 | Kedrian Johnson | g | 1-3 | 0-1 | 1-2 | 2 | 3 | 5 | 4 | 3 | 1 | 3 | 0 | 1 | 19 |
| 12 | Taz Sherman | g | 7-12 | 2-5 | 2-2 | 0 | 1 | 1 | 0 | 18 | 3 | 3 | 0 | 0 | 27 |
| 22 | Sean McNeil | g | 6-14 | 2-4 | 0-0 | 0 | 1 | 1 | 0 | 14 | 2 | 1 | 0 | 0 | 32 |
| 01 | Pauly Paulicap | g | 3-3 | 0-0 | 0 | 2 | 0 | 2 | 1 | 6 | 1 | 0 | 2 | 0 | 10 |
| 02 | Kobe Johnson | g | 1-3 | 1-2 | 0-0 | 0 | 0 | 0 | 0 | 3 | 1 | 0 | 0 | 1 | 13 |
| 03 | Gabe Osabuohien | g | 1-1 | 0-0 | 1-1 | 1 | 1 | 2 | 3 | 1 | 1 | 0 | 1 | 6 | 6 |
| 08 | Dimon Carrigan | g | 2-4 | 0-0 | 0 | 3 | 6 | 1 | 4 | 0 | 0 | 2 | 0 | 0 | 11 |
| 10 | Malik Curry | g | 4-7 | 1-2 | 0-4 | 1 | 3 | 4 | 0 | 9 | 2 | 2 | 0 | 0 | 20 |
| 23 | Seny N'diaye | g | 0-2 | 0-0 | 0 | 3 | 0 | 3 | 0 | 0 | 1 | 0 | 0 | 5 | 5 |
| 24 | Taj Thweatt | g | 1-2 | 1-2 | 0-0 | 0 | 0 | 0 | 0 | 3 | 0 | 0 | 0 | 1 | 4 |
| 45 | Seth Wilson | g | 0-2 | 0-0 | 0-0 | 0 | 1 | 1 | 0 | 0 | 0 | 0 | 0 | 0 | 9 |
| Team | | | | | | | | | | | | | | | |
| Totals | | 31-65 | 7-19 | 5-10 | 18 | 23 | 41 | 16 | 74 | 13 | 12 | 6 | 7 | 200 | |

FG % 1st Half: 16-27 59.3% 2nd half: 15-38 39.5% Game: 31-65 47.7%
 3FG % 1st Half: 1-5 20.0% 2nd half: 6-14 42.9% Game: 7-19 36.8%
 FT % 1st Half: 4-6 66.7% 2nd half: 1-4 25.0% Game: 5-10 50.0%

Officials: Bret Smith, Antonio Petty, Doug Simons
 Technical fouls: Bellarmine-None, West Virginia-None.

Attendance: 9523
 2021-22 Men's Basketball, Round: 0, Bellarmine vs West Virginia, Played at WVU

| Score by periods | 1st | 2nd | Total |
|------------------|-----|-----|-------|
| Bellarmine | 30 | 25 | 55 |
| West Virginia | 37 | 37 | 74 |

Points In Off 2nd Fast
BU 34 15 11 14 7 28
WVU 34 15 20 9 5 28

Score tied - 1 time.
 Largest lead - BU by 1 1st-12:10, WVU by 29 2nd-02:40.
 BU led for 00:48, WVU led for 38:15. Game was tied for 00:57.

Recap

A strong second half propelled West Virginia to a 74-55 victory over Bellarmine at the WVU Coliseum.

Bellarmine, making its first-ever appearance at the Coliseum, has made the rounds of some of the best teams in college basketball. The Atlantic Sun Conference members had already played games at No. 2 Purdue, No. 3 Gonzaga and No. 5 UCLA.

The Knights hung with West Virginia in the first half, leading 12-11 at one point, but the Mountaineers' bench and constant ball pressure eventually wore them down.

"They're hard guard," West Virginia coach Bob Huggins said afterward. "They do a great job of passing, cutting and ball faking and defensively they play some semblance of a Pack Line, which is hard to get easy shots off of."

"We started off slow and kind of struggled and then got better and better as the game went on until we unloaded the bench," added Huggins, now at 906-383 in his 40th season of coaching.

Taz Sherman led West Virginia with 18 points on an economical 7 of 12 shooting. Sean McNeil, who was enrolled briefly at Bellarmine before transferring to Sindair Community College, contributed 14 on 6 of 14 shooting while forward Jalen Bridges came close to getting a double-double with 8 points and nine rebounds.

The Mountaineers used a 12-2 run to flip a one-point deficit to a nine-point lead in the first half, and then used a 22-9 run over the first 10 minutes of the second half to blow the game open.

Huggins said ball movement was the key to West Virginia's big run. West Virginia's biggest lead was 29 with 2:40 to go when Huggins emptied his bench.

Bellarmine (2-6) scored the game's remaining 10 points.

Thirteen different West Virginia players got into the game and 11 scored as the Mountaineers' bench outscored Bellarmine's 28 to 7.

For the first time this year, WVU had a sizable advantage on the glass by outrebounding the Knights 41 to 31. Eighteen of those came on the offensive glass with Dimon Carrigan grabbing six boards in eight minutes and guard Kedrian Johnson pulling down five.

"We're getting a little better but we still stand behind and watch too much," Huggins said. "When the ball is in the air that's when you really ought to get inside and get good position and we still ball watch too much."

Bellarmine shot 40.4% overall, and just 2-of-17 from 3 and also turned the ball over 14 times.

Guard Dylan Penn reached his season's scoring average of 16 points, but 12 of those came in the second half once the outcome was already decided.

Curt Hopf contributed 12, while Justin Betz and C.J. Fleming scored 10 each for Bellarmine.



Game #8

West Virginia 67, Radford 51**Dec. 4, 2021 • WVU Coliseum****Morgantown, W.Va.****Radford 51 • 4-5-0,0-0 Big South**

| # | Player | Total | | 3-Ptr | | Rebounds | | Off Def Tot | | PF | TP | A To Blk | | Stl | Min |
|--------|-------------------|--------|--------|--------|--------|-------------|-------------|-------------|-------------|----|----|----------|---|-----|-----|
| | | FG-FGA | FG-FGA | FT-FTA | FT-FTA | Off Def Tot | Off Def Tot | Off Def Tot | Off Def Tot | | | | | | |
| 05 | Rashun Williams | f | 2-5 | 1-2 | 0-0 | 0 | 4 | 4 | 2 | 5 | 1 | 1 | 0 | 0 | 26 |
| 14 | Chryee Walker | f | 0-3 | 0-0 | 0-0 | 2 | 0 | 2 | 1 | 0 | 0 | 0 | 0 | 0 | 15 |
| 03 | Tai'Reon Joseph | g | 4-10 | 0-5 | 0-2 | 0 | 3 | 3 | 1 | 8 | 0 | 0 | 0 | 1 | 24 |
| 15 | Bryan Hart | g | 3-6 | 3-4 | 0-0 | 1 | 3 | 4 | 0 | 9 | 1 | 7 | 0 | 2 | 25 |
| 24 | Artese Stapleton | g | 1-6 | 0-1 | 3-3 | 1 | 2 | 3 | 3 | 5 | 2 | 3 | 0 | 2 | 19 |
| 02 | Josiah Jeffers | g | 2-8 | 0-2 | 1-3 | 0 | 6 | 6 | 4 | 5 | 4 | 2 | 0 | 1 | 25 |
| 04 | Derrick Jones Jr. | g | 0-2 | 0-1 | 1-0 | 1 | 2 | 3 | 0 | 0 | 0 | 1 | 0 | 0 | 3 |
| 11 | Camron McKell | g | 3-4 | 1-2 | 1-3 | 0 | 0 | 0 | 8 | 0 | 1 | 0 | 0 | 0 | 20 |
| 13 | Shaquan Jules | g | 1-1 | 0-0 | 0-2 | 2 | 2 | 4 | 1 | 2 | 0 | 0 | 0 | 0 | 12 |
| 20 | Dravon Mangum | g | 3-2 | 1-1 | 0-0 | 0 | 1 | 1 | 0 | 8 | 1 | 1 | 0 | 0 | 10 |
| 26 | Devon Djonkan | g | 2-3 | 0-0 | 0-0 | 1 | 0 | 1 | 2 | 4 | 0 | 1 | 0 | 0 | 17 |
| 45 | Xavier Lipscomb | g | 0-0 | 0-0 | 0-0 | 0 | 0 | 0 | 1 | 0 | 1 | 0 | 0 | 0 | 4 |
| Team | | | | | | | | | | | | | | | |
| Totals | | 20-50 | 6-18 | 5-13 | 8 | 23 | 31 | 15 | 51 | 9 | 20 | 0 | 6 | 200 | |

FG % 1st Half: 10-27 37.0% 2nd half: 10-23 43.5% Game: 20-50 40.0%
 3FG % 1st Half: 2-9 22.2% 2nd half: 4-9 44.4% Game: 6-18 33.3%
 FT % 1st Half: 2-8 25.0% 2nd half: 3-5 60.0% Game: 5-13 38.5%

West Virginia 67 • 7-1,0-0 Big 12

| # | Player | Total | | 3-Ptr | | Rebounds | | Off Def Tot | | PF | TP | A To Blk | | Stl | Min |
|--------|-----------------|--------|--------|--------|--------|-------------|-------------|-------------|-------------|----|----|----------|----|-----|-----|
| | | FG-FGA | FG-FGA | FT-FTA | FT-FTA | Off Def Tot | Off Def Tot | Off Def Tot | Off Def Tot | | | | | | |
| 11 | Jalen Bridges | f | 1-2 | 1-2 | 1-2 | 0 | 3 | 3 | 2 | 4 | 2 | 1 | 0 | 0 | 21 |
| 13 | Isaiah Cottrell | f | 2-4 | 0-0 | 0 | 1 | 2 | 3 | 1 | 4 | 0 | 0 | 0 | 0 | 15 |
| 00 | Kedrian Johnson | g | 2-3 | 0-0 | 0-0 | 0 | 1 | 1 | 2 | 4 | 1 | 3 | 0 | 0 | 21 |
| 02 | Kobe Johnson | g | 1-3 | 0-1 | 0 | 0 | 3 | 3 | 1 | 2 | 0 | 1 | 0 | 0 | 20 |
| 12 | Taz Sherman | g | 9-17 | 2-6 | 7-8 | 1 | 3 | 4 | 0 | 27 | 2 | 1 | 0 | 4 | 29 |
| 01 | Pauly Paulicap | g | 3-3 | 0-0 | 1-1 | 3 | 2 | 5 | 0 | 7 | 0 | 1 | 1 | 0 | 8 |
| 03 | Gabe Osabuohien | g | 3-7 | 0-0 | 0-1 | 3 | 0 | 3 | 6 | 1 | 2 | 0 | 1 | 0 | 16 |
| 08 | Dimon Carrigan | g | 0-2 | 0-2 | 0 | 0 | 0 | 0 | 0 | 0 | 0 | 0 | 0 | 0 | 4 |
| 10 | Malik Curry | g | 0-2 | 0-0 | 0 | 1 | 1 | 0 | 0 | 0 | 0 | 0 | 0 | 0 | 4 |
| 23 | Seny N'diaye | g | 2-9 | 1-2 | 1-2 | 1 | 2 | 3 | 2 | 6 | 3 | 1 | 0 | 0 | 28 |
| 24 | Taj Thweatt | g | 0-0 | 0-0 | 0 | 1 | 3 | 4 | 1 | 0 | 0 | 0 | 1 | 0 | 7 |
| 32 | James Okonkwo | g | 0-1 | 0-1 | 0-0 | 0 | 0 | 0 | 1 | 0 | 0 | 0 | 0 | 0 | 5 |
| 45 | Seth Wilson | g | 2-8 | 1-6 | 0-0 | 0 | 1 | 1 | 1 | 5 | 0 | 0 | 0 | 0 | 17 |
| Team | | | | | | | | | | | | | | | |
| Totals | | 26-63 | 5-20 | 10-14 | 11 | 22 | 33 | 14 | 67 | 9 | 11 | 2 | 13 | 200 | |

FG % 1st Half: 16-33 48.5% 2nd half: 10-30 33.3% Game: 26-63 41.3%
 3FG % 1st Half: 3-12 25.0% 2nd half: 2-8 25.0% Game: 5-20 25.0%
 FT % 1st Half: 7-9 77.8% 2nd half: 3-5 60.0% Game: 10-14 71.4%

Officials: Amy Bonner, Marques Pettigrew, Rick Crawford
 Technical fouls: Radford-None, West Virginia-Taj Thweatt.

Attendance: 11014
 2021-22 Men's Basketball, Round: 0, Radford vs West Virginia, Played at WVU Co

| Score by periods | 1st | 2nd | Total |
|------------------|-----|-----|-------|
| Radford | 24 | 27 | 51 |
| West Virginia | 42 | 25 | 67 |

Points In Off 2nd Fast
RAD 28 12 5 10 24 26
WVU 28 12 5 10 24 26

Score tied - 0 times.
 Largest lead - RAD None, WVU by 27 2nd-15:40.
 RAD led for 00:00, WVU led for 39:15. Game was tied for 00:45.

Recap

West Virginia continued its winning ways with a 67-51 victory over Radford at the WVU Coliseum.

The Highlanders, coached by former West Virginia player Darris Nichols, trailed by 18 at halftime and by 27 early in the second half.

Once the lead swelled to more than 20, West Virginia (7-1) substituted freely in the second half and the game soon turned sloppy. Radford actually outscored West Virginia 27 to 25 over the final 15 minutes of the game.

"We got very selfish at the end," remarked an unimpressed West Virginia coach Bob Huggins afterward. "I've tried to explain to them there is a thing called the NET where scores matter and we hurt ourselves today."

Everybody available to play saw court time, including true freshmen James Okonkwo, who scored his first collegiate points on a two-handed slam on a pass from Gabe Osabuohien.

"He wants to play and my concern was it being in his best interests," Huggins said. "And as you can see, he's got ability. We need to start working with him because he can rebound it and I think he can score it dose."

Huggins also complimented the development of 6-foot-10 sophomore forward Seny N'diaye, who also got some seven minutes of action today and grabbed four rebounds.

"Seny has gotten significantly better because he puts the time in," Huggins said.

Guard Taz Sherman scored 21 points in the first half and finished with a game-high 27, one point shy of his career high. He was the only Mountaineer to reach double figures.

Game #10

West Virginia 63, Kent State 50
Dec. 12, 2021 • WVU Coliseum
Morgantown, W.Va.

Kent St. 50 • 5-4-0-0 MAC

| ## | Player | Total | 3-Ptr | Rebounds | PF | TP | A | T | Bk | Stl | Min |
|-----------------|--------------------|--------|-----------|----------|-------|-------|-------|-------|----|-----|-----|
| | | FG-FGA | FG-FGA | FT-FTA | Off | Def | Tot | | | | |
| 05 | D.J. Johnson | f 1-3 | 1-3 | 0-0 | 1 | 2 | 3 | 0 | 0 | 0 | 18 |
| 42 | Cli'ron Hornbeak | c 0-1 | 0-0 | 0-0 | 0 | 1 | 1 | 0 | 0 | 0 | 6 |
| 02 | Malique Jacobs | g 3-8 | 0-2 | 2-2 | 1 | 4 | 5 | 3 | 8 | 2 | 3 |
| 03 | Giovanni Santiago | g 7-15 | 2-4 | 2-3 | 1 | 0 | 1 | 2 | 18 | 5 | 3 |
| 11 | Giovanni Santiago | g 2-9 | 1-4 | 0-0 | 0 | 3 | 3 | 0 | 5 | 0 | 1 |
| 01 | VonCameron Davis | 1-5 | 0-3 | 0-0 | 0 | 0 | 0 | 0 | 2 | 1 | 0 |
| 13 | Jalen Sullinger | 0-1 | 0-0 | 0-0 | 0 | 0 | 0 | 1 | 0 | 0 | 0 |
| 14 | Tervell Beck | 0-3 | 0-1 | 1-2 | 1 | 0 | 1 | 2 | 1 | 0 | 1 |
| 21 | Justyn Hamilton | 4-7 | 0-0 | 2-4 | 4 | 8 | 12 | 4 | 10 | 4 | 1 |
| 33 | Jeremiah Hernandez | 1-3 | 0-1 | 1-2 | 0 | 2 | 2 | 3 | 2 | 0 | 1 |
| 34 | Akeem Odusipe | 0-0 | 0-0 | 0-0 | 0 | 0 | 0 | 0 | 0 | 0 | 0 |
| Team | | | | | 3 | 0 | 3 | | | | |
| Totals | | 19-55 | 4-18 | 8-13 | 19 | 20 | 31 | 15 | 50 | 10 | 12 |
| FG % 1st Half: | 9-25 | 36.0% | 2nd Half: | 10-30 | 33.3% | Game: | 19-55 | 34.5% | | | |
| 3FG % 1st Half: | 1-7 | 14.3% | 2nd Half: | 3-11 | 27.3% | Game: | 4-18 | 22.2% | | | |
| FT % 1st Half: | 3-6 | 50.0% | 2nd Half: | 5-7 | 71.4% | Game: | 8-13 | 61.5% | | | |

West Virginia 63 • 9-1,0-0 Big 12

| ## | Player | Total | 3-Ptr | Rebounds | PF | TP | A | T | Bk | Stl | Min |
|-----------------|-----------------|--------|-----------|----------|-------|-------|-------|-------|----|-----|-----|
| | | FG-FGA | FG-FGA | FT-FTA | Off | Def | Tot | | | | |
| 11 | Jalen Bridges | f 1-3 | 1-3 | 0-0 | 1 | 5 | 6 | 1 | 3 | 0 | 1 |
| 13 | Isaiah Cottrell | f 1-3 | 1-2 | 0-2 | 0 | 1 | 1 | 0 | 3 | 0 | 2 |
| 02 | Kedrian Johnson | g 2-2 | 0-0 | 0-0 | 0 | 1 | 1 | 4 | 4 | 2 | 2 |
| 12 | Taz Sherman | g 9-14 | 2-4 | 7-13 | 1 | 4 | 5 | 27 | 3 | 3 | 1 |
| 22 | Sean McNeil | g 6-11 | 2-4 | 5-7 | 0 | 4 | 4 | 0 | 19 | 2 | 2 |
| 01 | Pauly Paulicap | 0-2 | 0-0 | 0-0 | 0 | 5 | 5 | 4 | 0 | 1 | 2 |
| 02 | Kobe Johnson | 0-2 | 0-1 | 0-0 | 1 | 1 | 2 | 0 | 0 | 0 | 0 |
| 03 | Gabe Osabuohien | 0-1 | 0-0 | 1-2 | 2 | 2 | 4 | 2 | 1 | 2 | 0 |
| 05 | Dimon Carrigan | 2-2 | 0-0 | 0-0 | 0 | 0 | 1 | 4 | 0 | 0 | 1 |
| 10 | Malik Curry | 1-5 | 0-2 | 0-0 | 0 | 1 | 1 | 0 | 2 | 1 | 3 |
| 23 | Seny N'diaye | 0-0 | 0-0 | 0-0 | 0 | 2 | 2 | 1 | 0 | 0 | 1 |
| 32 | James Okonkwo | 0-1 | 0-0 | 0-0 | 0 | 0 | 0 | 0 | 0 | 0 | 0 |
| Team | | | | | 4 | 3 | 7 | | | | |
| Totals | | 22-46 | 6-16 | 13-24 | 9 | 29 | 38 | 13 | 63 | 10 | 16 |
| FG % 1st Half: | 9-20 | 45.0% | 2nd Half: | 13-26 | 50.0% | Game: | 22-46 | 47.8% | | | |
| 3FG % 1st Half: | 3-10 | 30.0% | 2nd Half: | 3-6 | 50.0% | Game: | 6-16 | 37.5% | | | |
| FT % 1st Half: | 4-12 | 33.3% | 2nd Half: | 9-12 | 75.0% | Game: | 13-24 | 54.2% | | | |

Officials: Bret Smith, Jeb Hartness, Gary Maxwell
 Technical fouls: Kent St.-TEAM 2, West Virginia-Kedrian Johnson.
 Attendance: 11,532
 2021-22 Men's Basketball, Round: 0, Kent St. vs West Virginia, Played at WVU C

| Score by periods | 1st | 2nd | Total |
|------------------|-----|-----|-------|
| Kent St. | 22 | 28 | 50 |
| West Virginia | 25 | 38 | 63 |

Last FG - KENTST 2nd-01:12, WVU 2nd-00:42.
 Largest lead - KENTST by 2 1st-18:55, WVU by 17 2nd-05:55.
 KENTST led for 04:20, WVU led for 29:59, Game was tied for 05:41.

Recap

West Virginia got 27 points from Taz Sherman and 19 from Sean McNeil to down pesky Kent State 63-50 at the WVU Coliseum.

"Taz was Taz," West Virginia coach Bob Huggins said. "He made big shots for us."

The Mountaineers used a 14-0 run during a four-minute stretch in the second half to turn a three-point lead into a 17-point advantage. During the run, Kent State coach Rob Senderoff saw his afternoon come to an abrupt conclusion when he was whistled for two technical fouls after Gabe Osabuohien took the ball away from Justyn Hamilton. Sean McNeil made all four free throws.

The Mountaineers turned the ball over 16 times.

West Virginia continues to show improvement on the glass, out-rebounding the Golden Flashes 38 to 31 with forward Jalen Bridges pulling down a team-best six.

Pauly Paulicap didn't score, but when he came into the game in the second half he once again gave the team great energy with a couple of blocks and five rebounds.

"I thought the blocks he made in the second half really turned the game around," Huggins said.

The Mountaineers limited Kent State (5-4) to just 19 of 55 shooting for 34.5%, including 4 of 18 from 3 for 22.2%.

"We've put more emphasis on individual defense," Huggins said. "We're doing individual defense 20, 25 minutes a practice trying to make sure we're staying in front of people and other fundamental things so hopefully that has helped and made a difference."

"I guess we're going to have to do the same thing with passing because, man, we passed it bad today," Huggins added.

West Virginia had a 25-22 lead at halftime.

Sherman was 9 of 14 from the floor and also handed out three assists. Nine of West Virginia's 10 assists for the game came in the second half.

"We didn't run any offense in the first half," Huggins said. "Whoever got it either got stuck with it or had to get bailed out by a teammate to get rid of the ball. How many times did we go to the end of the shot clock? We just didn't pass the ball."

McNeil's stat line included 6 of 11 from the floor, 2 of 4 from 3 and he was 5 of 7 from the free throw line. The rest of the team contributed just 17 points.

Sincere Carry, a Duquesne transfer, led the Golden Flashes with 18 points on 7 of 15 shooting. Hamilton was the only other Kent State player to reach double figures with 10.

"They're good," Huggins said of the Golden Flashes. "They're going to be toward the top or at the top of the MAC when the season is over. I couldn't convince our guys they are for real."

Game #11

West Virginia 65, UAB 59
Dec. 18, 2021 • Legacy Arena at BJCC
Birmingham, Ala.

West Virginia 65 • 10-1,0-0 Big 12

| ## | Player | Total | 3-Ptr | Rebounds | PF | TP | A | T | Bk | Stl | Min |
|-----------------|-----------------|--------|-----------|----------|-------|-------|-------|-------|----|-----|-----|
| | | FG-FGA | FG-FGA | FT-FTA | Off | Def | Tot | | | | |
| 11 | Jalen Bridges | f 1-4 | 0-2 | 2-2 | 0 | 3 | 3 | 1 | 4 | 0 | 1 |
| 13 | Isaiah Cottrell | f 2-3 | 0-1 | 0-0 | 0 | 1 | 1 | 2 | 4 | 0 | 2 |
| 02 | Kedrian Johnson | g 1-4 | 0-1 | 7-8 | 0 | 1 | 1 | 0 | 9 | 4 | 0 |
| 12 | Taz Sherman | g 5-14 | 2-5 | 5-6 | 1 | 2 | 3 | 2 | 17 | 0 | 7 |
| 22 | Sean McNeil | g 5-12 | 0-4 | 2-3 | 1 | 3 | 4 | 1 | 12 | 0 | 1 |
| 01 | Pauly Paulicap | 2-4 | 0-0 | 1-2 | 0 | 4 | 4 | 5 | 0 | 0 | 1 |
| 02 | Kobe Johnson | 1-2 | 0-0 | 0-0 | 0 | 1 | 1 | 0 | 2 | 1 | 0 |
| 03 | Gabe Osabuohien | 3-6 | 0-0 | 0-4 | 4 | 5 | 9 | 5 | 6 | 0 | 1 |
| 05 | Dimon Carrigan | 7-2 | 0-0 | 0-7 | 1 | 7 | 8 | 1 | 4 | 0 | 0 |
| 10 | Malik Curry | 1-1 | 0-0 | 0-0 | 0 | 2 | 2 | 0 | 2 | 1 | 0 |
| Team | | | | | 6 | 2 | 8 | | | | |
| Totals | | 23-52 | 2-13 | 17-27 | 13 | 26 | 39 | 16 | 65 | 6 | 14 |
| FG % 1st Half: | 12-26 | 46.2% | 2nd Half: | 11-26 | 42.3% | Game: | 23-52 | 44.2% | | | |
| 3FG % 1st Half: | 0-6 | 0.0% | 2nd Half: | 2-7 | 28.6% | Game: | 2-13 | 15.4% | | | |
| FT % 1st Half: | 2-4 | 50.0% | 2nd Half: | 15-23 | 65.2% | Game: | 17-27 | 63.0% | | | |

UAB 59 • 9-3,0-0 C-USA

| ## | Player | Total | 3-Ptr | Rebounds | PF | TP | A | T | Bk | Stl | Min |
|-----------------|---------------|--------|-----------|----------|-------|-------|-------|-------|----|-----|-----|
| | | FG-FGA | FG-FGA | FT-FTA | Off | Def | Tot | | | | |
| 05 | KJ Buffen | f 4-5 | 0-0 | 3-5 | 2 | 5 | 7 | 5 | 11 | 1 | 1 |
| 55 | Trey Jemison | c 4-7 | 0-0 | 2-3 | 8 | 4 | 12 | 4 | 10 | 0 | 2 |
| 03 | Tavin Lovan | g 1-1 | 0-0 | 0-0 | 0 | 0 | 0 | 0 | 2 | 0 | 0 |
| 10 | Jordan Walker | g 6-20 | 1-9 | 0-0 | 1 | 3 | 4 | 1 | 13 | 4 | 7 |
| 13 | Quan Jackson | g 1-9 | 0-2 | 2-3 | 0 | 5 | 5 | 1 | 4 | 2 | 1 |
| 02 | Michael Ertel | 2-7 | 1-4 | 0-0 | 1 | 0 | 1 | 3 | 5 | 2 | 1 |
| 04 | Justin Brown | 0-0 | 0-0 | 0-2 | 1 | 0 | 1 | 1 | 0 | 0 | 0 |
| 11 | Jamal Johnson | 2-5 | 2-5 | 0-0 | 0 | 0 | 0 | 1 | 6 | 0 | 0 |
| 12 | Tony Trone | 1-7 | 0-1 | 0-0 | 0 | 0 | 0 | 2 | 7 | 3 | 1 |
| 23 | Josh LeBlanc | 3-4 | 0-0 | 0-0 | 1 | 2 | 3 | 4 | 6 | 0 | 1 |
| Team | | | | | 1 | 2 | 3 | | | | |
| Totals | | 24-60 | 4-21 | 7-13 | 15 | 21 | 36 | 22 | 59 | 12 | 15 |
| FG % 1st Half: | 12-27 | 44.4% | 2nd Half: | 12-33 | 36.4% | Game: | 24-60 | 40.0% | | | |
| 3FG % 1st Half: | 3-8 | 37.5% | 2nd Half: | 1-13 | 7.7% | Game: | 4-21 | 19.0% | | | |
| FT % 1st Half: | 2-2 | 100.0 | 2nd Half: | 5-11 | 45.5% | Game: | 7-13 | 53.8% | | | |

Officials: Chance Moore, Tyler Kumpf, Damon George
 Technical fouls: West Virginia-None, UAB-None.
 Attendance: 8427
 2021-22 Men's Basketball, Round: 0, UAB vs West Virginia, Played at Legacy Are

| Score by periods | 1st | 2nd | Total |
|------------------|-----|-----|-------|
| West Virginia | 26 | 39 | 65 |
| UAB | 29 | 30 | 59 |

Last FG - WVU 2nd-01:52, UAB 2nd-00:18.
 Largest lead - WVU by 6 2nd-00:31, UAB by 6 2nd-13:23.
 WVU led for 03:48, UAB led for 34:39, Game was tied for 01:13.

Recap

West Virginia overcame a nine-point second half deficit to defeat UAB 65-59 at Legacy Arena at the Birmingham-Jefferson Convention Complex in downtown Birmingham, Alabama.

The Mountaineers used a 23-8 run over the remaining 8:02 after Tony Toney's layup gave the Blazers a 51-42 lead.

A Gabe Osabuohien basket and three Kedrian Johnson free throws reduced UAB's lead to three, 52-49, and back-to-back Sean McNeil buckets made it a one-point game with 3:35 left.

Two missed Justin Brown free throws put West Virginia in position to take its first lead of the second half. McNeil was fouled by Michael Ertel with 2:38 left, he made both, and Johnson rebounded Quan Jackson's missed jumper with 2:17 to go.

Following a West Virginia timeout, Taz Sherman hit a 3 from well beyond the 3-point arc to give WVU a 58-54 lead. Two Johnson free throws with 31 seconds left got the margin to six, and he hit two more with 14 seconds remaining.

The Mountaineers (10-1) missed nine of their first 17 free throws before connecting on nine of their remaining 10 to go 17 of 27 overall from the line.

"We've won a bunch that we probably shouldn't have won, just by grit and gutting it out," West Virginia coach Bob Huggins said afterward. "We made plays."

Sherman, facing constant double teaming throughout the game, overcame a slow start to finish with a game-high 17 points on 5 of 14 shooting. He did hit both of West Virginia's 3-point field goals.

McNeil contributed 12, including a difficult running bank shot going away from the basket with 3:25 to go to reduce UAB's lead to one.

Johnson was 7 of 8 from the charity stripe and finished with 9. Johnson was just a 47% free throw shooter coming into today's game.

"Kedrian has been in the gym," Huggins said. "There is a direct correlation with those who have been in the gym and those who have not and he wants to be a good player and he wants to win."

Walker led the Blazers with 13 points.

UAB (9-3) shot 40% for the game, 24 of 60, and was just 4 of 21 from 3 for 19%. West Virginia, too, struggled from behind the arc connecting on only 2 of 13 for 15.4%.

West Virginia out-rebounded UAB 39 to 36 and forced 15 Blazer turnovers. UAB also hurt itself at the free throw line by going just 7 of 13 for the game.

The Blazers' biggest lead was 10, 14-4, early in the first half.

Former Huggins assistant Andy Kennedy is now 0-3 against his mentor. WVU also evened the all-time series against UAB at 2-2.

Game #12

West Virginia 82, Youngstown State 52
Dec. 22, 2021 • WVU Coliseum
Morgantown, W.Va.

Youngstown State 52 • 7-4,2-0 Horizon

| ## | Player | Total | 3-Ptr | Rebounds | PF | TP | A | T | Bk | Stl | Min |
|-----------------|----------------------|--------|-----------|----------|-------|-------|-------|-------|----|-----|-----|
| | | FG-FGA | FG-FGA | FT-FTA | Off | Def | Tot | | | | |
| 31 | Michael Akuchie | f 4-11 | 1-2 | 1-2 | 1 | 3 | 4 | 2 | 10 | 1 | 3 |
| 02 | Tevin Olsson | g 0-7 | 0-5 | 4-5 | 2 | 3 | 5 | 2 | 4 | 1 | 5 |
| 05 | Dwayne Cohill | g 1-3 | 0-0 | 2-2 | 0 | 1 | 1 | 5 | 4 | 3 | 3 |
| 15 | Myles Hunter | g 4-7 | 1-3 | 0-0 | 1 | 7 | 8 | 4 | 9 | 0 | 0 |
| 22 | Shermar Kathan-Mayes | g 0-3 | 0-1 | 0-0 | 0 | 2 | 2 | 0 | 0 | 0 | 1 |
| 01 | Jamir Thomas | 4-4 | 0-0 | 0-0 | 5 | 1 | 6 | 5 | 8 | 0 | 1 |
| 10 | Luke Chicone | 1-2 | 0-1 | 0-0 | 0 | 1 | 1 | 0 | 1 | 0 | 1 |
| 11 | Daniel Ogogo | 0-6 | 0-4 | 0-2 | 0 | 2 | 2 | 2 | 2 | 0 | 0 |
| 03 | Owen Long | 0-2 | 0-1 | 0-0 | 1 | 1 | 2 | 0 | 0 | 1 | 1 |
| 20 | Jacori Owens | 0-0 | 0-0 | 2-2 | 0 | 0 | 0 | 1 | 2 | 0 | 0 |
| 04 | Chris Shelton | 5-12 | 3-10 | 0-0 | 3 | 1 | 4 | 13 | 1 | 0 | 0 |
| 25 | Will Dunn | 0-0 | 0-0 | 0-0 | 0 | 0 | 0 | 0 | 0 | 0 | 0 |
| Team | | | | | 2 | 2 | 4 | | | | |
| Totals | | 19-57 | 5-27 | 9-13 | 15 | 24 | 39 | 25 | 52 | 10 | 20 |
| FG % 1st Half: | 9-27 | 33.3% | 2nd Half: | 10-30 | 33.3% | Game: | 19-57 | 33.3% | | | |
| 3FG % 1st Half: | 1-8 | 12.5% | 2nd Half: | 4-19 | 21.1% | Game: | 5-27 | 18.5% | | | |
| FT % 1st Half: | 4-4 | 100.0 | 2nd Half: | 5-9 | 55.6% | Game: | 9-13 | 69.2% | | | |

West Virginia 82 • 11-1,0-0 Big 12

| # | Player | Total | 3-Ptr | Rebounds | | | | | | | PF | TP | A | T | Bk | Stl | Min |
|---|-----------------|--------|--------|----------|-----|-----|-----|----|----|---|----|----|-----|-----|----|-----|-----|
| | | FG-FGA | FG-FGA | FT-FTA | Off | Def | Tot | PF | TP | A | T | Bk | Stl | Min | | | |
| 11 | Jalen Bridges | 1-3 | 1-3 | 2-2 | 0 | 2 | 2 | 3 | 1 | 1 | 2 | 0 | 0 | 0 | 0 | 1 | |
| 13 | Isiah Cottrell | 1-6 | 0-2 | 3-6 | 0 | 2 | 2 | 3 | 5 | 1 | 2 | 3 | 0 | 0 | 0 | 23 | |
| 20 | Kedrian Johnson | 0-5 | 0-2 | 2-4 | 0 | 4 | 4 | 6 | 3 | 2 | 2 | 0 | 2 | 2 | 24 | 24 | |
| 12 | Taz Sherman | 4-12 | 2-3 | 6-7 | 0 | 2 | 2 | 1 | 13 | 1 | 1 | 0 | 1 | 2 | 21 | 31 | |
| 22 | Sean McNeil | 4-9 | 4-4 | 3-4 | 0 | 0 | 0 | 2 | 26 | 0 | 0 | 0 | 0 | 0 | 0 | 29 | |
| 23 | Paul Fauscat | 0-6 | 0-0 | 2-2 | 0 | 2 | 2 | 0 | 1 | 1 | 1 | 0 | 0 | 0 | 0 | 1 | |
| 28 | Kobe Johnson | 1-2 | 0-1 | 0-0 | 0 | 1 | 1 | 2 | 0 | 0 | 0 | 0 | 0 | 0 | 0 | 10 | |
| 3 | Gabe Osabuohien | 0-2 | 0-0 | 1-2 | 0 | 2 | 2 | 1 | 1 | 3 | 1 | 1 | 2 | 13 | 13 | 13 | |
| 8 | Dimon Carrigan | 0-0 | 0-0 | 0-2 | 0 | 2 | 2 | 1 | 0 | 1 | 0 | 0 | 0 | 0 | 0 | 8 | |
| 14 | Curry | 0-0 | 0-0 | 4-5 | 0 | 4 | 4 | 1 | 12 | 4 | 0 | 0 | 0 | 0 | 1 | 18 | |
| 45 | Seth Wilson | 0-1 | 0-0 | 2-2 | 0 | 0 | 0 | 1 | 2 | 0 | 0 | 0 | 0 | 0 | 0 | 8 | |
| | Team | | | | 0 | 3 | 3 | | | | | | | | | | |
| Totals | | 25-55 | 7-15 | 25-34 | 8 | 24 | 32 | 13 | 8 | 1 | 5 | 9 | 20 | 20 | | | |
| FG % 1st half: 7-20 23.3% 2nd half: 18-25 72.0% Game: 25-55 45.5% Deedra 7-20 35.0% | | | | | | | | | | | | | | | | | |
| FT % 1st half: 0-5 0.0% 2nd half: 15-22 68.2% Game: 25-34 73.5% Deedra 15-22 68.2% | | | | | | | | | | | | | | | | | |
| FG % 1st half: 10-22 45.5% 2nd half: 18-25 72.0% Game: 25-34 73.5% Deedra 18-25 72.0% | | | | | | | | | | | | | | | | | |

Game #13

No. 17/18 Texas 74, West Virginia 59

Jan. 1, 2022 • Frank Erwin Center

Austin, Texas

West Virginia 59 • 11-2,0-1 Big 12

| # | Player | Total | | 3-Ptr | | Rebounds | | PF | TP | A | TO | Bk | Stl | Min | |
|--|-----------------|-------|-------|-------|------|----------|-----|----|----|----|----|----|-----|-----|-----|
| | | FG | FGA | FT | FTA | Off | Def | | | | | | | | |
| 01 | Pauly Paulicac | f | 1-2 | 0-0 | 0-0 | 3 | 2 | 5 | 0 | 2 | 0 | 4 | 2 | 0 | 17 |
| 11 | Jalen Bridges | | 7-11 | 4-7 | 0-0 | 3 | 3 | 6 | 2 | 18 | 0 | 2 | 1 | 3 | 34 |
| 13 | Isaiah Cottrell | | 1-9 | 0-2 | 0-0 | 1 | 5 | 6 | 2 | 6 | 1 | 2 | 3 | 0 | 27 |
| 22 | Kedrian Johnson | g | 0-1 | 0-0 | 2-2 | 0 | 2 | 2 | 2 | 2 | 4 | 4 | 0 | 2 | 23 |
| 22 | Sean McNeil | | 5-13 | 2-2 | 0-0 | 0 | 3 | 3 | 2 | 12 | 1 | 3 | 0 | 1 | 40 |
| 04 | Jamel King | | 0-0 | 0-0 | 0-1 | 0 | 0 | 0 | 0 | 0 | 1 | 0 | 0 | 0 | 12 |
| 05 | Dimon Carrigan | | 2-6 | 0-0 | 1-2 | 1 | 8 | 9 | 2 | 5 | 1 | 0 | 3 | 0 | 23 |
| 10 | Malik Curry | | 4-10 | 0-1 | 6-6 | 0 | 1 | 1 | 3 | 14 | 2 | 1 | 0 | 1 | 23 |
| 45 | Seth Wilson | | 0-0 | 0-0 | 0-0 | 0 | 0 | 0 | 0 | 0 | 0 | 0 | 0 | 0 | 1 |
| Team | | | | | | 1 | 0 | 1 | 3 | 3 | | | | | |
| Totals | | | 22-52 | 6-12 | 9-11 | 9 | 24 | 33 | 15 | 59 | 9 | 20 | 9 | 7 | 200 |
| FG % 1st Half: 8-25 32.0% 2nd half: 14-27 51.9% Games: 22-52 42.3% Deadside Rebounds | | | | | | | | | | | | | | | |
| 3PT % 1st Half: 2-6 33.3% 2nd half: 5-10 50.0% Games: 66-76 86.7% Deadside Rebounds | | | | | | | | | | | | | | | |
| FT % 1st Half: 2-3 66.7% 2nd half: 7-8 87.5% Games: 9-11 81.8% Deadside Rebounds | | | | | | | | | | | | | | | |

FG % 1st Half: 8-25 32.0% 2nd half: 14-27 51.9% Game: 22-52 42.3%
3FG % 1st Half: 2-6 33.3% 2nd half: 4-6 66.7% Game: 6-12 50.0%
FT % 1st Half: 2-3 66.7% 2nd half: 7-8 87.5% Game: 9-11 81.8%

Texas 74 • 11-2,1-0 Big 12

| # | Player | Total | | 3-Ptr | | Rebounds | | PF | TP | A | TO | Bk | Stl | Min | | | |
|--------|------------------|-------|-----|-------|-----|----------|-----|----|----|----|----|----|-----|-----|---|----|--|
| | | FG | FGA | FT | FTA | Off | Def | | | | | | | | | | |
| 00 | Timmy Allen | 2 | 6 | 0 | 0 | 4 | 4 | 2 | 4 | 6 | 2 | 8 | 2 | 2 | 0 | 31 | |
| 33 | Tre Mitchell | 3 | 7 | 0 | 2 | 0 | 0 | 1 | 2 | 3 | 3 | 6 | 0 | 0 | 0 | 22 | |
| 01 | Andrew Jones | 5 | 7 | 3 | 6 | 5 | 5 | 0 | 3 | 3 | 1 | 14 | 1 | 1 | 0 | 25 | |
| 02 | Marcus Carr | 7 | 11 | 2 | 5 | 4 | 5 | 0 | 4 | 4 | 3 | 20 | 2 | 3 | 0 | 34 | |
| 03 | Courtney Ramey | 6 | 15 | 3 | 8 | 0 | 0 | 0 | 4 | 4 | 2 | 15 | 3 | 1 | 0 | 36 | |
| 04 | Dylan Disu | 0 | 1 | 0 | 1 | 0 | 0 | 0 | 1 | 1 | 0 | 3 | 2 | 0 | 1 | 8 | |
| 05 | Devin Askew | 0 | 0 | 0 | 0 | 0 | 0 | 0 | 1 | 1 | 1 | 0 | 2 | 0 | 0 | 13 | |
| 12 | Tristen Licon | 0 | 0 | 0 | 0 | 0 | 0 | 0 | 0 | 0 | 0 | 0 | 0 | 0 | 0 | 1 | |
| 21 | Avery Benson | 0 | 0 | 0 | 0 | 0 | 0 | 0 | 0 | 0 | 0 | 0 | 0 | 0 | 0 | 1 | |
| 30 | Brock Cunningham | 1 | 3 | 1 | 1 | 2 | 2 | 0 | 1 | 1 | 1 | 5 | 0 | 0 | 2 | 10 | |
| 32 | Christian Bishop | 3 | 9 | 0 | 1 | 0 | 0 | 6 | 1 | 7 | 3 | 6 | 1 | 2 | 0 | 19 | |
| Team | | | | | | 2 | | 1 | | 3 | | | | | | | |
| Totals | | 25-59 | | 9-24 | | 15-16 | | 11 | | 22 | | 33 | | 17 | | 74 | |
| | | 14 | | 12 | | 12 | | 23 | | 17 | | 74 | | 14 | | 12 | |
| | | 0 | | 9 | | 200 | | | | | | | | | | | |

FG % 1st Half: 15-30 50.0% 2nd half: 10-29 34.5% Game: 25-59 42.4%
3FG % 1st Half: 6-11 54.5% 2nd half: 3-13 23.1% Game: 9-24 37.5%
FT % 1st Half: 3-3 100.0 2nd half: 12-13 92.3% Game: 15-16 93.8%

Officials: Tony Padilla, Terry Wymmer, Doug Simmons
Technical Fouls: West Virginia-Jalen Bridges, Texas-None
Attendance: 12864
2021-22 Men's Basketball, Round: 0, Texas vs West Virginia, Played at Frank Er

| Score by periods | 1st | 2nd | Total |
|------------------|-----|-----|-------|
| West Virginia | 20 | 39 | 59 |
| Texas | 39 | 35 | 74 |

Last FG - WVU 2nd-00:23, UT 2nd-01:39
Largest lead - WVU None, UT by 28 2nd-13:03
WVU led for 00:30, UT led for 37:45, Game was tied for 02:15.

Recap

An undermanned West Virginia team dropped its Big 12 opener at 17th-ranked Texas 74-59 at the Frank Erwin Center in Austin, Texas, on New Year's Day.

The Mountaineers were without 20.9-points-per-game scorer Taz Sherman, top defender Gabe Osabuohien and freshman guard Kobe Johnson for the game due to COVID-19 health and safety protocols, and the Longhorns took advantage of it, particularly in the first half when they built a commanding 39-20 lead.

Texas' biggest margin was 55-27 with 13:03 left, but West Virginia continued to play and eventually got its deficit down to 15 at the conclusion of the game.

WVU did outscore Texas 39-35 in the second half.

"Taz Sherman makes a huge difference," West Virginia coach Bob Huggins said "In my mind he's the best player in the league. You lose the best player in the league and it's going to have an impact, particularly when you're playing a team that has the best players from a lot of different leagues from the portal.

"The other two guys have been really solid for us so, yeah, it hurts," Huggins said. "But there is nothing you can do about it. Our guys have done everything humanly possible not to let this COVID thing affect us and in spite of that, you lose three key players."

Minnesota transfer Marcus Carr tallied a season-high 20 points to lead three Longhorn double digit scorers. Courtney Ramey had 15 and Andrew Jones added 14 as Texas shot 42.4% overall while connecting on 9 of 24 from 3-point range. Jones and Ramey had three 3s each for Texas, now 11-2, 1-0.

Jalen Bridges matched his season high with 18 points on 7-of-11 shooting. He also grabbed six rebounds, made three steals and blocked a shot.

Guard Malik Curry came off the bench to score 14 and Sean McNeil added 12.

Dimon Carrigan grabbed a team-best nine rebounds. "I thought D.C. did the best job of guarding the rim," Huggins said. After a cold start, West Virginia finished the game shooting 42.3% (22 of 52), including 6 of 12 from 3-point distance.

WVU also held its own on the glass, 33-33, while converting nine of their 11 free throw attempts. A couple of other positive numbers for WVU: bench points were in favor of the Mountaineers 19-11 and fast break points were also an advantage at 17-7.

Turnovers were a big issue as West Virginia committed 20, leading to 14 Longhorn points.

"Twenty turnovers is 20 times more they have to score and it's generally on an open floor," Huggins said. "You're not going against five guys, you are going against whoever gets back - if anybody does get back."

The loss drops WVU's record to 6-4 in Big 12 openers.

Game #14

West Virginia 71, Kansas State 68

Jan. 8, 2022 • WVU Coliseum

Morgantown, W.Va.

Kansas St. 68 • 8-6,0-1 Big 12

| # | Player | Total | | 3-Ptr | | Rebounds | | PF | TP | A | TO | Bk | Stl | Min | |
|--------|----------------------|-------|-------|-------|-----|----------|-----|----|----|----|----|----|-----|-----|-----|
| | | FG | FGA | FG | FGA | FT | FTA | | | | | | | | Off |
| 03 | Selton Miguel | f | 2-8 | 0-0 | 1-2 | 2 | 4 | 6 | 4 | 3 | 5 | 0 | 0 | 1 | 19 |
| 25 | Ismael Massoud | | 5-13 | 3-7 | 0-0 | 1 | 4 | 5 | 3 | 13 | 1 | 2 | 1 | 0 | 33 |
| 01 | Markquis Nowell | | 4-11 | 1-6 | 1-1 | 0 | 3 | 3 | 4 | 10 | 6 | 0 | 1 | 32 | |
| 13 | Mark Smith | | 5-7 | 3-4 | 1-2 | 1 | 7 | 8 | 3 | 14 | 5 | 2 | 0 | 3 | 36 |
| 24 | Nijel Pack | | 7-18 | 6-15 | 0-0 | 1 | 4 | 5 | 2 | 20 | 0 | 0 | 0 | 1 | 34 |
| 12 | Carlton Liungdur, Jr | | 0-1 | 0-1 | 0-0 | 3 | 2 | 5 | 1 | 0 | 0 | 1 | 3 | 0 | 19 |
| 21 | Davon Bradford | | 2-7 | 0-0 | 2-2 | 1 | 2 | 3 | 2 | 6 | 0 | 0 | 2 | 0 | 14 |
| 22 | Luke Kasubke | | 0-2 | 0-1 | 0-0 | 1 | 1 | 2 | 1 | 0 | 1 | 0 | 0 | 2 | 13 |
| | Team | | | | | 1 | 1 | 2 | | | | | | | |
| Totals | | | 25-67 | 13-34 | 5-7 | 11 | 28 | 39 | 20 | 68 | 17 | 11 | 7 | 7 | 200 |

| | | | | | | | | | |
|-----------------|-------|-------|-----------|-------|-------|-------|-------|-------|----------------|
| FG % 1st half: | 14-31 | 45.2% | 2nd half: | 11-36 | 30.6% | Game: | 25-67 | 37.3% | Double Rebound |
| 3FG % 1st half: | 9-19 | 47.4% | 2nd half: | 4-15 | 26.7% | Game: | 13-34 | 38.2% | |
| FT % 1st half: | 3-5 | 60.0% | 2nd half: | 2-5 | 100.0 | Game: | 5-7 | 71.4% | |

FG % 1st Half: 14-31 45.2% 2nd half: 11-36 30.6% Game: 25-67 37.3%
3FG % 1st Half: 9-19 47.4% 2nd half: 4-15 26.7% Game: 13-34 38.2%
FT % 1st Half: 3-5 60.0% 2nd half: 2-2 100.0% Game: 5-7 71.4%

West Virginia 71 • 12-2,1-1 Big 12

| # | Player | Total | 3-Ptr | Rebounds | | | | PF | TP | A | To | Bk | Stl | Min |
|----------------------------|-----------------|-----------------------|--------|-------------------|-----|----------|----|----|----|---|----|----|-----|-----|
| | | FG-FGA | FG-FGT | FT-FTA | Off | Def | | | | | | | | |
| 11 | Jalen Bridges | f 0-2 | 0-2 | 2-2 | 2 | 2 | 4 | 3 | 2 | 0 | 1 | 0 | 0 | 17 |
| 13 | Isaiah Cottrell | f 3-11 | 0-0 | 1-2 | 2 | 2 | 4 | 2 | 7 | 1 | 0 | 3 | 1 | 29 |
| 00 | Kedrian Johnson | f 4-9 | 0-3 | 3-4 | 1 | 5 | 6 | 2 | 11 | 3 | 2 | 1 | 1 | 30 |
| 12 | Taz Sherman | f 5-13 | 2-6 | 2-2 | 0 | 2 | 2 | 0 | 14 | 1 | 1 | 0 | 0 | 31 |
| 22 | Sean McNeil | f 9-15 | 4-6 | 4-4 | 1 | 4 | 5 | 2 | 26 | 1 | 1 | 0 | 0 | 36 |
| 01 | Pauly Paulicap | g 0-0 | 0-0 | 0-0 | 0 | 0 | 0 | 0 | 0 | 0 | 0 | 0 | 0 | 3 |
| 02 | Kobe Johnson | g 2-4 | 1-3 | 0-0 | 0 | 0 | 0 | 0 | 5 | 0 | 1 | 0 | 0 | 6 |
| 03 | Gabe Osabuohien | g 1-3 | 0-0 | 0-3 | 4 | 8 | 12 | 3 | 2 | 1 | 1 | 1 | 0 | 28 |
| 05 | Dimon Carrigan | g 0-1 | 0-0 | 0-0 | 0 | 1 | 1 | 0 | 0 | 0 | 1 | 0 | 0 | 3 |
| 10 | Malik Curry | g 2-5 | 0-2 | 0-0 | 0 | 2 | 2 | 0 | 4 | 2 | 1 | 0 | 0 | 17 |
| Team | | | | | | 5 6 | | | | | | | | |
| Totals | | 26-63 | 7-22 | 12-17 | 11 | 31 | 42 | 12 | 71 | 9 | 11 | 5 | 2 | 200 |
| FG % 1st half: 10-31 32.3% | | 2nd half: 16-32 50.0% | | Game: 26-63 41.3% | | Rebounds | | | | | | | | |
| 3FG % 1st half: 2-10 20.0% | | 2nd half: 5-12 41.7% | | Game: 7-22 31.8% | | Rebounds | | | | | | | | |

FG % 1st Half: 10-31 32.3% 2nd half: 16-32 50.0% Game: 26-63 41.3%
3FG % 1st Half: 2-10 20.0% 2nd half: 15-32 47.1% Game: 7-22 31.8%
FT % 1st Half: 5-7 71.4% 2nd half: 7-10 70.0% Game: 12-17 70.6%

Officials: Bret Smith,James Breeding,Rick Crawford
Technical fouls: Kansas St.-Davon Bradford, West Virginia-None.
Attendance: 11919
2021-22 Men's Basketball, Round: 0, Kansas St. vs West Virginia, Played at WVU

| Score by periods | 1st | 2nd | Total |
|------------------|-----|-----|-------|
| Kansas St. | 40 | 28 | 68 |
| West Virginia | 27 | 44 | 71 |

Last FG - KSTATE 2nd-00:05, WVU 2nd-03:26.
Largest lead - KSTATE by 17 1st-11:29, WVU by 8 2nd-05:49.
KSTATE led for 30:30, WVU led for 07:56, Game was tied for 01:34.

Recap

Sean McNeil's career-high-tying 26 points helped West Virginia down Kansas State 71-68 in a Big 12 Conference game at the WVU Coliseum.

The Wildcats (8-6, 0-3) were without head coach Bruce Weber, assistant coaches Chris Lowery and Shane Southwell, and bigs Kaosi Ezeagu and Logan Landers for the game because of COVID-19 issues, but they came out firing in the first half.

K-State scored 23 of the game's first 29 points behind the 3-point shooting Nijel Pack, Mark Smith and Ismael Massoud. Kansas State was 9-of-19 from behind the arc to build a 40-27 halftime lead.

"We've got over half new guys and the new guys have got to understand how hard this league is that anybody who comes in here can beat you," said West Virginia coach Bob Huggins, who earned career win No. 912. "I think more importantly than that, how hard we have to play here - and we do play hard.

"We don't have the McDonald's All-Americans," he continued. "We have the guys who come in here and really want to play, want to win and lay it out there. We kind of got away from that during that week off and I think it's better when we're playing every two or three days."

Early in the second half, West Virginia (12-2, 1-1) finally woke up after Massoud's dunk, McNeil starting an 8-0 run with a jumper to reduce the Wildcats' lead to 42-27. A McNeil 3 from about 25 feet made it a two-point game, and his follow-up of Kedrian Johnson's missed layup tied the game at 50.

Another McNeil 3, a pair of Taz Sherman triples and a McNeil jumper from the elbow gave West Virginia its biggest lead of the game at eight points with 5:49 to go. The WVU run during this 3:47 stretch was 15-3.

But then a couple of empty possessions opened the door for Kansas State to battle back. The Mountaineer advantage was down to 62-60 with 3:53 left when McNeil hit another bomb.

Pack answered with his sixth triple and from here it turned into a free throw shooting game for the Mountaineers.

McNeil got a pair to go down with 1:24 left, Kedrian Johnson made his two with 15 seconds remaining and Jalen Bridges converted two big ones with four seconds showing on the clock after Massoud banked in a 3 from the corner.

Jermaine Henderson, serving as Kansas State's head coach for the game, called timeout after Bridges made his first free throw to try and ice him. He made it and Markquis Nowell's running 3-point shot attempt from beyond the top of the key to try and tie the game grazed the front of the rim and fell to the ground.

Overall, West Virginia was 12 of 17 from the free throw line.

McNeil scored 19 of his game-high 26 points after intermission while connecting on 9-of-15 from the floor. Sherman, back in the starting lineup after missing the Texas game because of COVID-19 protocols, contributed 14 points on 5-of-13 shooting.

Kedrian Johnson added 11. Gabe Osabuohien was also out for the Texas loss, had a career-high-tying 12 rebounds.

Game #15

West Virginia 70, Oklahoma State 60

Jan. 11, 2022 • WVU Coliseum

Morgantown, W.Va.

Oklahoma St. 60 • 8-6,1-2 Big 12

| # | Player | Total | | 3-Ptr | | Rebounds | | PF | TP | A | TO | Bk | Stl | Min |
|---|----------------------|-------|-------|-------|------|----------|-----|----|----|----|----|----|-----|-----|
| | | FG | FGA | FT | FTA | Off | Def | | | | | | | |
| 33 | Moussa Cisse | c | 2-5 | 0-0 | 3-4 | 2 | 2 | 4 | 3 | 7 | 0 | 2 | 1 | 11 |
| 00 | Avery Anderson, III | | 3-13 | 0-5 | 3-5 | 1 | 6 | 7 | 4 | 9 | 1 | 5 | 0 | 27 |
| 01 | Bryce Thompson | | 2-3 | 1-1 | 0-0 | 0 | 2 | 2 | 4 | 5 | 1 | 1 | 0 | 25 |
| 13 | Isaac Likekele | g | 5-10 | 0-1 | 1-4 | 1 | 5 | 6 | 2 | 11 | 3 | 1 | 0 | 34 |
| 14 | Bryce Williams | g | 4-12 | 2-7 | 2-2 | 0 | 2 | 2 | 12 | 4 | 1 | 0 | 1 | 31 |
| 04 | Donovan Williams | | 0-0 | 0-0 | 0-0 | 0 | 0 | 0 | 0 | 0 | 0 | 0 | 0 | 2 |
| 05 | Rondell Walker | | 0-0 | 0-0 | 0-0 | 1 | 1 | 1 | 0 | 1 | 3 | 0 | 1 | 9 |
| 12 | Matthew-Alexander Mo | | 2-4 | 0-0 | 0-0 | 0 | 3 | 3 | 4 | 0 | 1 | 0 | 1 | 19 |
| 30 | Keylan Boone | | 3-6 | 2-5 | 0-0 | 0 | 3 | 2 | 9 | 0 | 0 | 0 | 0 | 17 |
| 22 | Kalib Boone | | 1-4 | 0-0 | 0-0 | 2 | 1 | 3 | 0 | 2 | 0 | 1 | 0 | 10 |
| 23 | Tyreek Smith | | 1-1 | 0-0 | 0-0 | 2 | 2 | 2 | 2 | 0 | 1 | 0 | 0 | 13 |
| | Team | | | | | 3 | 1 | 4 | | | | | | |
| Totals | | | 23-58 | 5-19 | 9-15 | 11 | 28 | 39 | 60 | 10 | 17 | 1 | 9 | 200 |
| FG % 39.1, 10.3, 23.2%, 3rd ball 13.3, 48.1%, Games: 25-29, 20.2% | | | | | | | | | | | | | | |

Game #16

No. 9/10 Kansas 85, West Virginia 59

Jan. 15, 2022 • Allen Fieldhouse

Lawrence, Kan.

West Virginia 59 • 13-3, 2-2 Big 12

| # | Player | Total | | 3-Ptr | | Rebounds | | | PF | TP | A | TO | Blk | Stl | Min |
|---|-----------------|--------|--------|--------|-------|----------|-------|----|----|----|---|----|-----|-----|-----|
| | | FG-FGA | FG-FGA | FT-FTA | Off | Def | Total | | | | | | | | |
| 11 | Jalen Bridges | r | 3-11 | 2-7 | 4-4 | 6 | 5 | 11 | 0 | 12 | 0 | 1 | 1 | 0 | 26 |
| 13 | Isaiah Cottrell | r | 1-6 | 1-2 | 0-0 | 2 | 2 | 4 | 1 | 3 | 0 | 1 | 1 | 0 | 19 |
| 00 | Kedrian Johnson | g | 0-3 | 0-1 | 0-0 | 0 | 0 | 0 | 2 | 0 | 0 | 2 | 0 | 1 | 15 |
| 12 | Taz Sherman | g | 1-9 | 0-5 | 3-4 | 1 | 1 | 2 | 0 | 5 | 1 | 2 | 0 | 0 | 30 |
| 22 | Sean McNeil | g | 4-11 | 1-3 | 1-1 | 0 | 0 | 0 | 0 | 10 | 1 | 1 | 0 | 0 | 37 |
| 01 | Pauly Paulicap | | 0-1 | 0-0 | 0-0 | 0 | 2 | 2 | 3 | 0 | 0 | 0 | 0 | 0 | 13 |
| 02 | Kobe Johnson | | 0-0 | 0-0 | 0-2 | 0 | 0 | 0 | 0 | 0 | 0 | 0 | 0 | 0 | 7 |
| 03 | Gabe Osabuohien | | 2-8 | 0-0 | 1-4 | 5 | 5 | 10 | 3 | 5 | 1 | 2 | 0 | 2 | 17 |
| 04 | Jamel King | | 0-0 | 0-0 | 0-0 | 0 | 0 | 0 | 1 | 0 | 0 | 0 | 0 | 0 | 2 |
| 05 | Dimon Carrigan | | 0-0 | 0-0 | 0-0 | 0 | 1 | 1 | 1 | 0 | 0 | 0 | 0 | 1 | 6 |
| 10 | Malik Curry | | 6-13 | 0-0 | 11-11 | 0 | 4 | 4 | 2 | 23 | 2 | 1 | 0 | 1 | 25 |
| 23 | Seny N'diaye | | 0-0 | 0-0 | 0-0 | 0 | 0 | 0 | 0 | 0 | 0 | 0 | 0 | 0 | 2 |
| 45 | Seth Wilson | | 0-1 | 0-0 | 1-2 | 1 | 0 | 1 | 0 | 1 | 0 | 0 | 0 | 0 | 1 |
| Team | | | | | | 1 | 2 | 3 | | 2 | | | | | |
| Totals | | | 17-63 | 4-18 | 21-28 | 16 | 22 | 38 | 13 | 59 | 5 | 12 | 3 | 6 | 200 |
| FG % 1st Half: 7-31 22.6% 2nd half: 10-32 31.3% Game: 17-63 27.0% Deadball Rebounds 3,1 | | | | | | | | | | | | | | | |
| 3FG % 1st Half: 3-13 23.1% 2nd half: 1-5 20.0% Game: 4-18 22.2% | | | | | | | | | | | | | | | |
| FT % 1st Half: 14-15 93.3% 2nd half: 7-13 53.8% Game: 21-28 75.0% | | | | | | | | | | | | | | | |

Kansas 85 • 14-2, 3-1 Big 12

| # | Player | Total | 3-Ptr | Reb | Def | Off | PF | TP | A | TO | Blk | Stl | Min | |
|--|---------------------|--------|--------|--------|-----|-----|----|----|----|----|-----|-----|-----|-----|
| | | FG-FGA | FG-FGA | FT-FTA | | | | | | | | | | |
| 10 | Jalen Wilson | 10-13 | 3-6 | 0-0 | 2 | 6 | 8 | 3 | 23 | 5 | 1 | 1 | 2 | 31 |
| 33 | David McCormack | 9-13 | 0-0 | 1-1 | 10 | 5 | 15 | 3 | 19 | 3 | 2 | 1 | 0 | 29 |
| 02 | Christian Braun | 3-10 | 0-3 | 2-2 | 0 | 6 | 6 | 3 | 8 | 5 | 4 | 5 | 1 | 35 |
| 03 | Dajuan Harris | 3-5 | 0-0 | 0-1 | 0 | 2 | 2 | 3 | 6 | 5 | 0 | 0 | 2 | 25 |
| 30 | Ochai Agbaji | 8-17 | 4-8 | 0-1 | 1 | 6 | 7 | 0 | 20 | 0 | 0 | 1 | 2 | 36 |
| 00 | Bobby Pettiford | 0-1 | 0-1 | 0-0 | 0 | 0 | 0 | 1 | 0 | 0 | 2 | 0 | 0 | 3 |
| 01 | Joseph Yesufu | 0-5 | 0-2 | 0-0 | 0 | 2 | 2 | 2 | 4 | 2 | 0 | 0 | 0 | 12 |
| 12 | Chris Tooham | 0-0 | 0-0 | 0-0 | 0 | 1 | 1 | 0 | 0 | 0 | 0 | 0 | 0 | 2 |
| 20 | Michael Jankovich | 0-0 | 0-0 | 0-0 | 0 | 0 | 0 | 1 | 0 | 0 | 0 | 0 | 0 | 2 |
| 24 | KJ Adams, Jr. | 0-0 | 0-0 | 1-2 | 0 | 0 | 0 | 0 | 1 | 1 | 0 | 0 | 0 | 7 |
| 44 | Mitch Lightfoot | 0-1 | 0-0 | 0-1 | 1 | 1 | 2 | 1 | 0 | 0 | 0 | 1 | 0 | 9 |
| 55 | Jalen Coleman-Lands | 2-4 | 1-1 | 1-1 | 0 | 1 | 1 | 2 | 6 | 0 | 1 | 0 | 0 | 9 |
| Team | | | | | 0 | 3 | 3 | | 1 | | | | | |
| Totals | | 36-70 | 8-21 | 5-9 | 14 | 33 | 47 | 19 | 85 | 23 | 13 | 8 | 7 | 200 |
| FG % 1st Half: 14-34 41.2% 2nd half: 22-36 61.1% Game: 36-70 51.4% | | | | | | | | | | | | | | |
| 3FG % 1st Half: 3-10 30.0% 2nd half: 5-11 45.5% Game: 8-21 38.1% | | | | | | | | | | | | | | |
| FT % 1st Half: 2-5 40.0% 2nd half: 3-4 75.0% Game: 5-9 55.6% | | | | | | | | | | | | | | |

Officials: Mike Roberts, Keith Kimble, Doug Simmons

Technical fouls: West Virginia-None. Kansas-None.

Attendance: 16,300

2021-22 Men's Basketball. Round: 0. Kansas vs West Virginia. Played at Allen F

| Score by periods | 1st | 2nd | Total |
|------------------|-----|-----|-------|
| West Virginia | 31 | 28 | 59 |
| Kansas | 33 | 52 | 85 |

| Points | Paint | T/O | Chance | Break | Bench |
|--------|-------|-----|--------|-------|-------|
| WVU | 20 | 14 | 14 | 9 | 29 |
| KU | 54 | 15 | 18 | 16 | 9 |

Last FG - WVU 2nd-03:27, KU 2nd-00:39.
Largest lead - WVU by 8 1st-10:46, KU by 27 2nd-00:39.
WVU led for 10:22, KU led for 27:45. Game was tied for 01:53.Score tied - 2 times.
Lead changed - 2 times.

Recap

Torrid second-half shooting led No. 9 Kansas to an 85-59 victory over West Virginia before another capacity crowd of 16,300 at Allen Fieldhouse.

Leading just 33-31 at halftime, the Jayhawks (14-2, 3-1) scored the first nine points of the second half to force WVU to call a 30-second timeout. Gabe Osabuohien briefly stopped the bleeding with a layup, but KU center David McCormack answered with a dunk and the Jayhawk lead soon swelled to 15 on a Christian Braun layup.

The advantage was 20 on Jalen Wilson's 3 with 9:43 and then a McCormack fast break dunk gave Kansas a 77-55 lead with 3:40 to go.

Kansas' biggest lead was 27 when both teams had their reserves on the floor.

This game was very similar to the last one at Allen Fieldhouse when the Mountaineers were in it at halftime before Kansas stepped on the gas pedal after intermission.

Kansas shot 51% from the floor (36 of 70) and got a game-high 23 points from 6.6-points-per-game scorer Jalen Wilson - 16 of those coming during KU's 52-point second half. KU outscored WVU 52-28 after the break.

"We missed a bunch of shots and then got our heads down, and you don't want to get your heads down against these guys," Huggins said.

McCormack grabbed 15 rebounds against an overmatched Mountaineer front line. Ten of those rebounds came on the offensive glass.

Kansas' 54-to-20 advantage in paint scoring was the telling stat of the day.

Also, a matchup of the Big 12's top two scorers Ochai Agbaji and Taz Sherman never materialized. Agbaji hit his season average with 20, but Sherman had his roughest game of the season by making just 1 of 9 from the floor and scoring a season-low 5 points.

"To be fair, Taz is not 100% back from the COVID," Huggins said. "He's not near what he was. He's not as bouncy. He's certainly doesn't have the ability to play long periods of time. We played him too long because we depend on him so much."

WVU's other top scorer, Sean McNeil, tallied 10 on 4 of 11 shooting. McNeil scored 24 in last year's loss in Lawrence.

Jalen Bridges tallied 12 and hit two of West Virginia's four 3-pointers for the afternoon. He also grabbed 11 rebounds.

Senior guard Malik Curry made up some of scoring deficiencies by tallying a season-high 23 points coming off the bench. He was 6 of 13 from the floor and made all 11 of his free throw attempts.

Twenty-one of West Virginia's 59 points came from the foul line as WVU connected on only 17 of its 63 shot attempts for 27%.





**2021-22 West Virginia Men's Basketball
Individual Game-by-Game
All games**

Page 1/15
as of Jan 15, 2022

#0 JOHNSON, Kedrian

| Opponent | Date | GS | MIN | Total | | 3-Pointers | | Free throws | | Rebounds | | | | PF | A | TO | BLK | STL | PTS | AVG |
|----------------|------------|----|------------------|--------------|-------------|-------------|-------------|--------------|-------------|----------|-----------|-----------|------------|-----------|-----------|-----------|----------|-----------|-----------|------------|
| | | | | FG-FGA | PCT | 3FG-3FGA | PCT | FT-FTA | PCT | OFF | DEF | TOT | AVG | | | | | | | |
| Oakland | 11/09/2021 | * | 16:49 | 1-2 | .500 | 0-1 | .000 | 0-1 | .000 | 0 | 1 | 1 | 1.0 | 3 | 1 | 2 | 0 | 4 | 2 | 2.0 |
| Pittsburgh | 11/12/2021 | * | 24:10 | 2-4 | .500 | 0-1 | .000 | 0-3 | .000 | 1 | 1 | 2 | 1.5 | 3 | 6 | 1 | 0 | 7 | 4 | 3.0 |
| vs Elon | 11/18/2021 | * | 18:56 | 3-8 | .375 | 1-3 | .333 | 2-3 | .667 | 1 | 3 | 4 | 2.3 | 3 | 1 | 1 | 0 | 2 | 9 | 5.0 |
| vs Marquette | 11/19/2021 | * | 12:19 | 2-3 | .667 | 1-1 | 1.000 | 1-2 | .500 | 0 | 0 | 0 | 1.8 | 4 | 1 | 0 | 0 | 0 | 6 | 5.3 |
| vs Clemson | 11/21/2021 | * | 21:49 | 2-4 | .500 | 0-0 | .000 | 2-3 | .667 | 1 | 2 | 3 | 2.0 | 3 | 0 | 2 | 0 | 1 | 6 | 5.4 |
| Eastern Ky. | 11/26/2021 | * | 16:10 | 2-5 | .400 | 0-1 | .000 | 0-0 | .000 | 0 | 1 | 1 | 1.8 | 4 | 1 | 0 | 0 | 0 | 4 | 5.2 |
| Bellarmine | 11/30/2021 | * | 19:37 | 1-3 | .333 | 0-1 | .000 | 1-1 | 1.000 | 2 | 3 | 5 | 2.3 | 4 | 1 | 3 | 0 | 1 | 3 | 4.9 |
| Radford | 12/04/2021 | * | 20:44 | 2-3 | .667 | 0-0 | .000 | 0-0 | .000 | 0 | 1 | 1 | 2.1 | 2 | 1 | 3 | 0 | 4 | 4 | 4.8 |
| UConn | 12/08/2021 | * | 19:53 | 0-0 | .000 | 0-0 | .000 | 1-2 | .500 | 1 | 0 | 1 | 2.0 | 1 | 1 | 1 | 0 | 2 | 1 | 4.3 |
| Kent St. | 12/12/2021 | * | 24:05 | 2-2 | 1.000 | 0-0 | .000 | 0-0 | .000 | 0 | 1 | 1 | 1.9 | 4 | 2 | 2 | 0 | 1 | 4 | 4.3 |
| at UAB | 12/18/2021 | * | 26:19 | 1-4 | .250 | 0-1 | .000 | 7-8 | .875 | 0 | 1 | 1 | 1.8 | 0 | 4 | 0 | 1 | 2 | 9 | 4.7 |
| Youngstown St. | 12/22/2021 | * | 23:45 | 2-5 | .400 | 0-2 | .000 | 2-4 | .500 | 0 | 4 | 4 | 2.0 | 2 | 3 | 2 | 0 | 2 | 6 | 4.8 |
| at Texas | 01/01/2022 | * | 23:10 | 0-1 | .000 | 0-0 | .000 | 2-2 | 1.000 | 0 | 2 | 2 | 2.0 | 2 | 4 | 4 | 0 | 2 | 2 | 4.6 |
| Kansas St. | 01/08/2022 | * | 29:49 | 4-9 | .444 | 0-3 | .000 | 3-4 | .750 | 1 | 5 | 6 | 2.3 | 2 | 3 | 2 | 1 | 1 | 11 | 5.1 |
| Oklahoma St. | 01/11/2022 | * | 18:43 | 1-3 | .333 | 0-2 | .000 | 2-2 | 1.000 | 1 | 1 | 2 | 2.3 | 3 | 3 | 2 | 0 | 2 | 4 | 5.0 |
| at Kansas | 01/15/2022 | * | 14:45 | 0-3 | .000 | 0-1 | .000 | 0-0 | .000 | 0 | 0 | 0 | 2.1 | 2 | 0 | 2 | 0 | 1 | 0 | 4.7 |
| Totals | | | 16 331:03 | 25-59 | .424 | 2-17 | .118 | 23-35 | .657 | 8 | 26 | 34 | 2.1 | 42 | 32 | 27 | 2 | 32 | 75 | 4.7 |

Player Averages

| Games Played | Minutes/game | Points/game | FG Pct | 3FG Pct | FT Pct | Rebounds/game | Assists/game | Turnovers/game | Assist/Turnover ratio | Steals/game | Blocks/game |
|--------------|--------------|-------------|--------|---------|--------|---------------|--------------|----------------|-----------------------|-------------|-------------|
| 16 | 20.7 | 4.7 | 42.4 | 11.8 | 65.7 | 2.1 | 2.0 | 1.7 | 1.2 | 2.0 | 0.1 |



2021-22 West Virginia Men's Basketball
Individual Game-by-Game
All games

Page 2/15
as of Jan 15, 2022

#1 PAULICAP, Pauly

| Opponent | Date | GS | MIN | Total | | 3-Pointers | | Free throws | | Rebounds | | | | PF | A | TO | BLK | STL | PTS | AVG |
|----------------|------------|----------|---------------|--------------|-------------|------------|-------------|--------------|-------------|-----------|-----------|-----------|------------|-----------|----------|----------|-----------|----------|-----------|------------|
| | | | | FG-FGA | PCT | 3FG-3FGA | PCT | FT-FTA | PCT | OFF | DEF | TOT | AVG | | | | | | | |
| Oakland | 11/09/2021 | | 03:55 | 0-1 | .000 | 0-0 | .000 | 0-0 | .000 | 0 | 0 | 0 | 0.0 | 0 | 0 | 0 | 0 | 0 | 0 | 0.0 |
| Pittsburgh | 11/12/2021 | | 09:32 | 3-4 | .750 | 0-0 | .000 | 0-1 | .000 | 0 | 2 | 2 | 1.0 | 1 | 1 | 0 | 0 | 1 | 6 | 3.0 |
| vs Elon | 11/18/2021 | | 07:31 | 0-2 | .000 | 0-0 | .000 | 2-3 | .667 | 3 | 3 | 6 | 2.7 | 1 | 0 | 0 | 1 | 0 | 2 | 2.7 |
| vs Marquette | 11/19/2021 | | 06:19 | 1-1 | 1.000 | 0-0 | .000 | 0-2 | .000 | 1 | 2 | 3 | 2.8 | 1 | 0 | 0 | 0 | 0 | 2 | 2.5 |
| vs Clemson | 11/21/2021 | | 07:21 | 0-2 | .000 | 0-0 | .000 | 0-0 | .000 | 2 | 1 | 3 | 2.8 | 1 | 0 | 0 | 1 | 0 | 0 | 2.0 |
| Eastern Ky. | 11/26/2021 | | 13:38 | 1-1 | 1.000 | 0-0 | .000 | 3-4 | .750 | 4 | 1 | 5 | 3.2 | 3 | 0 | 1 | 2 | 0 | 5 | 2.5 |
| Bellarmine | 11/30/2021 | | 10:34 | 3-3 | 1.000 | 0-0 | .000 | 0-0 | .000 | 2 | 0 | 2 | 3.0 | 1 | 1 | 0 | 2 | 0 | 6 | 3.0 |
| Radford | 12/04/2021 | | 07:59 | 3-3 | 1.000 | 0-0 | .000 | 1-1 | 1.000 | 3 | 2 | 5 | 3.3 | 0 | 0 | 1 | 1 | 0 | 7 | 3.5 |
| UConn | 12/08/2021 | | 19:02 | 2-4 | .500 | 0-0 | .000 | 1-2 | .500 | 0 | 3 | 3 | 3.2 | 3 | 0 | 1 | 1 | 1 | 5 | 3.7 |
| Kent St. | 12/12/2021 | | 13:56 | 0-2 | .000 | 0-0 | .000 | 0-0 | .000 | 0 | 5 | 5 | 3.4 | 4 | 0 | 1 | 2 | 0 | 0 | 3.3 |
| at UAB | 12/18/2021 | | 16:19 | 2-4 | .500 | 0-0 | .000 | 1-2 | .500 | 0 | 4 | 4 | 3.5 | 4 | 0 | 0 | 1 | 0 | 5 | 3.5 |
| Youngstown St. | 12/22/2021 | | 09:02 | 2-6 | .333 | 0-0 | .000 | 2-2 | 1.000 | 4 | 0 | 4 | 3.5 | 1 | 0 | 0 | 0 | 0 | 6 | 3.7 |
| at Texas | 01/01/2022 | * | 13:23 | 1-2 | .500 | 0-0 | .000 | 0-0 | .000 | 3 | 2 | 5 | 3.6 | 0 | 0 | 4 | 2 | 0 | 2 | 3.5 |
| Kansas St. | 01/08/2022 | | 02:43 | 0-0 | .000 | 0-0 | .000 | 0-0 | .000 | 0 | 0 | 0 | 3.4 | 0 | 0 | 0 | 0 | 0 | 0 | 3.3 |
| Oklahoma St. | 01/11/2022 | | 18:33 | 0-2 | .000 | 0-0 | .000 | 2-2 | 1.000 | 1 | 7 | 8 | 3.7 | 2 | 0 | 1 | 1 | 1 | 2 | 3.2 |
| at Kansas | 01/15/2022 | | 13:22 | 0-1 | .000 | 0-0 | .000 | 0-0 | .000 | 0 | 2 | 2 | 3.6 | 3 | 0 | 0 | 0 | 0 | 0 | 3.0 |
| Totals | | 1 | 173:09 | 18-38 | .474 | 0-0 | .000 | 12-19 | .632 | 23 | 34 | 57 | 3.6 | 25 | 2 | 9 | 14 | 3 | 48 | 3.0 |

Player Averages

| Games Played | Minutes/game | Points/game | FG Pct | 3FG Pct | FT Pct | Rebounds/game | Assists/game | Turnovers/game | Assist/Turnover ratio | Steals/game | Blocks/game |
|--------------|--------------|-------------|--------|---------|--------|---------------|--------------|----------------|-----------------------|-------------|-------------|
| 16 | 10.8 | 3.0 | 47.4 | 0.0 | 63.2 | 3.6 | 0.1 | 0.6 | 0.2 | 0.2 | 0.9 |



2021-22 West Virginia Men's Basketball
Individual Game-by-Game
All games

Page 3/15
as of Jan 15, 2022

#2 JOHNSON, Kobe

| Opponent | Date | GS | MIN | Total | | 3-Pointers | | Free throws | | Rebounds | | | | PF | A | TO | BLK | STL | PTS | AVG |
|----------------|------------|----------|---------------|--------------|-------------|-------------|-------------|-------------|-------------|----------|-----------|-----------|------------|----------|----------|----------|----------|----------|-----------|------------|
| | | | | FG-FGA | PCT | 3FG-3FGA | PCT | FT-FTA | PCT | OFF | DEF | TOT | AVG | | | | | | | |
| Oakland | 11/09/2021 | | 07:33 | 1-2 | .500 | 0-1 | .000 | 0-0 | .000 | 0 | 0 | 0 | 0.0 | 0 | 0 | 1 | 0 | 0 | 2 | 2.0 |
| Pittsburgh | 11/12/2021 | | 13:28 | 2-2 | 1.000 | 0-0 | .000 | 0-0 | .000 | 0 | 0 | 0 | 0.0 | 0 | 0 | 1 | 0 | 0 | 4 | 3.0 |
| vs Elon | 11/18/2021 | | 22:21 | 1-2 | .500 | 0-1 | .000 | 0-1 | .000 | 0 | 4 | 4 | 1.3 | 0 | 2 | 0 | 1 | 2 | 2 | 2.7 |
| vs Marquette | 11/19/2021 | | 10:57 | 1-1 | 1.000 | 1-1 | 1.000 | 0-0 | .000 | 0 | 0 | 0 | 1.0 | 0 | 1 | 0 | 0 | 0 | 3 | 2.8 |
| vs Clemson | 11/21/2021 | | 11:36 | 1-2 | .500 | 1-2 | .500 | 0-0 | .000 | 0 | 0 | 0 | 0.8 | 0 | 0 | 0 | 0 | 0 | 3 | 2.8 |
| Eastern Ky. | 11/26/2021 | | 08:39 | 0-1 | .000 | 0-1 | .000 | 0-0 | .000 | 0 | 0 | 0 | 0.7 | 0 | 0 | 0 | 1 | 0 | 0 | 2.3 |
| Bellarmine | 11/30/2021 | | 12:26 | 1-3 | .333 | 1-2 | .500 | 0-0 | .000 | 0 | 0 | 0 | 0.6 | 0 | 1 | 0 | 0 | 1 | 3 | 2.4 |
| Radford | 12/04/2021 | * | 19:26 | 1-3 | .333 | 0-1 | .000 | 0-0 | .000 | 0 | 3 | 3 | 0.9 | 1 | 0 | 1 | 0 | 2 | 2 | 2.4 |
| UConn | 12/08/2021 | | 05:15 | 0-1 | .000 | 0-0 | .000 | 0-0 | .000 | 0 | 0 | 0 | 0.8 | 0 | 0 | 0 | 0 | 0 | 0 | 2.1 |
| Kent St. | 12/12/2021 | | 10:43 | 0-2 | .000 | 0-1 | .000 | 0-0 | .000 | 1 | 1 | 2 | 0.9 | 0 | 0 | 0 | 0 | 0 | 0 | 1.9 |
| at UAB | 12/18/2021 | | 07:10 | 1-2 | .500 | 0-0 | .000 | 0-0 | .000 | 0 | 1 | 1 | 0.9 | 0 | 1 | 0 | 0 | 0 | 2 | 1.9 |
| Youngstown St. | 12/22/2021 | | 10:55 | 1-2 | .500 | 0-1 | .000 | 0-0 | .000 | 0 | 1 | 1 | 0.9 | 1 | 0 | 0 | 0 | 0 | 2 | 1.9 |
| Kansas St. | 01/08/2022 | | 05:17 | 2-4 | .500 | 1-3 | .333 | 0-0 | .000 | 0 | 0 | 0 | 0.8 | 0 | 0 | 1 | 0 | 0 | 5 | 2.2 |
| Oklahoma St. | 01/11/2022 | | 03:57 | 0-0 | .000 | 0-0 | .000 | 0-0 | .000 | 0 | 0 | 0 | 0.8 | 0 | 0 | 0 | 0 | 0 | 0 | 2.0 |
| at Kansas | 01/15/2022 | | 06:46 | 0-0 | .000 | 0-0 | .000 | 0-2 | .000 | 0 | 0 | 0 | 0.7 | 0 | 0 | 0 | 0 | 0 | 0 | 1.9 |
| Totals | | 1 | 156:28 | 12-27 | .444 | 4-14 | .286 | 0-3 | .000 | 1 | 10 | 11 | 0.7 | 2 | 5 | 4 | 2 | 5 | 28 | 1.9 |

Player Averages

| Games Played | Minutes/game | Points/game | FG Pct | 3FG Pct | FT Pct | Rebounds/game | Assists/game | Turnovers/game | Assist/Turnover ratio | Steals/game | Blocks/game |
|--------------|--------------|-------------|--------|---------|--------|---------------|--------------|----------------|-----------------------|-------------|-------------|
| 15 | 10.4 | 1.9 | 44.4 | 28.6 | 0.0 | 0.7 | 0.3 | 0.3 | 1.3 | 0.3 | 0.1 |



**2021-22 West Virginia Men's Basketball
Individual Game-by-Game
All games**

Page 4/15
as of Jan 15, 2022

#3 OSABUOHEN, Gabe

| Opponent | Date | GS | MIN | Total | | 3-Pointers | | Free throws | | Rebounds | | | | PF | A | TO | BLK | STL | PTS | AVG |
|----------------|------------|----------|---------------|--------------|-------------|------------|-------------|--------------|-------------|-----------|-----------|-----------|------------|-----------|-----------|-----------|----------|-----------|-----------|------------|
| | | | | FG-FGA | PCT | 3FG-3FGA | PCT | FT-FTA | PCT | OFF | DEF | TOT | AVG | | | | | | | |
| Oakland | 11/09/2021 | | 24:11 | 3-5 | .600 | 0-0 | .000 | 0-2 | .000 | 5 | 4 | 9 | 9.0 | 2 | 3 | 3 | 2 | 1 | 6 | 6.0 |
| Pittsburgh | 11/12/2021 | | 11:47 | 0-0 | .000 | 0-0 | .000 | 0-0 | .000 | 0 | 0 | 0 | 4.5 | 4 | 1 | 3 | 0 | 2 | 0 | 3.0 |
| vs Elon | 11/18/2021 | | 13:03 | 3-4 | .750 | 0-0 | .000 | 1-1 | 1.000 | 0 | 4 | 4 | 4.3 | 4 | 0 | 3 | 0 | 2 | 7 | 4.3 |
| vs Marquette | 11/19/2021 | | 17:24 | 2-4 | .500 | 0-0 | .000 | 0-0 | .000 | 2 | 2 | 4 | 4.3 | 5 | 2 | 1 | 0 | 1 | 4 | 4.3 |
| vs Clemson | 11/21/2021 | | 22:22 | 1-2 | .500 | 0-1 | .000 | 2-3 | .667 | 2 | 5 | 7 | 4.8 | 2 | 4 | 3 | 1 | 1 | 4 | 4.2 |
| Eastern Ky. | 11/26/2021 | | 18:51 | 4-6 | .667 | 0-0 | .000 | 0-3 | .000 | 5 | 2 | 7 | 5.2 | 3 | 2 | 0 | 1 | 1 | 8 | 4.8 |
| Bellarmine | 11/30/2021 | | 06:41 | 1-1 | 1.000 | 0-0 | .000 | 1-1 | 1.000 | 1 | 1 | 2 | 4.7 | 2 | 1 | 1 | 0 | 1 | 3 | 4.6 |
| Radford | 12/04/2021 | | 16:09 | 3-7 | .429 | 0-0 | .000 | 0-1 | .000 | 3 | 0 | 3 | 4.5 | 3 | 1 | 2 | 0 | 1 | 6 | 4.8 |
| UConn | 12/08/2021 | | 19:08 | 2-5 | .400 | 0-1 | .000 | 2-8 | .250 | 6 | 1 | 7 | 4.8 | 2 | 1 | 0 | 0 | 1 | 6 | 4.9 |
| Kent St. | 12/12/2021 | | 15:05 | 0-1 | .000 | 0-0 | .000 | 1-2 | .500 | 2 | 2 | 4 | 4.7 | 2 | 2 | 2 | 0 | 1 | 1 | 4.5 |
| at UAB | 12/18/2021 | | 25:28 | 3-6 | .500 | 0-0 | .000 | 0-4 | .000 | 4 | 5 | 9 | 5.1 | 5 | 0 | 1 | 0 | 2 | 6 | 4.6 |
| Youngstown St. | 12/22/2021 | | 12:38 | 0-2 | .000 | 0-0 | .000 | 1-2 | .500 | 0 | 2 | 2 | 4.8 | 1 | 3 | 1 | 1 | 2 | 1 | 4.3 |
| Kansas St. | 01/08/2022 | | 27:35 | 1-3 | .333 | 0-0 | .000 | 0-3 | .000 | 4 | 8 | 12 | 5.4 | 3 | 1 | 1 | 1 | 0 | 2 | 4.2 |
| Oklahoma St. | 01/11/2022 | | 17:26 | 4-7 | .571 | 0-0 | .000 | 4-4 | 1.000 | 1 | 7 | 8 | 5.6 | 4 | 1 | 1 | 1 | 2 | 12 | 4.7 |
| at Kansas | 01/15/2022 | | 16:38 | 2-8 | .250 | 0-0 | .000 | 1-4 | .250 | 5 | 5 | 10 | 5.9 | 3 | 1 | 2 | 0 | 2 | 5 | 4.7 |
| Totals | | 0 | 264:26 | 29-61 | .475 | 0-2 | .000 | 13-38 | .342 | 40 | 48 | 88 | 5.9 | 45 | 23 | 24 | 7 | 20 | 71 | 4.7 |

Player Averages

| Games Played | Minutes/ game | Points/ game | FG Pct | 3FG Pct | FT Pct | Rebounds/ game | Assists/ game | Turnovers/ game | Assist/Turnover ratio | Steals/ game | Blocks/ game |
|--------------|---------------|--------------|--------|---------|--------|----------------|---------------|-----------------|-----------------------|--------------|--------------|
| 15 | 17.6 | 4.7 | 47.5 | 0.0 | 34.2 | 5.9 | 1.5 | 1.6 | 1.0 | 1.3 | 0.5 |



2021-22 West Virginia Men's Basketball
Individual Game-by-Game
All games

Page 5/15
as of Jan 15, 2022

#4 KING, Jamel

| Opponent | Date | GS | MIN | Total | | 3-Pointers | | Free throws | | Rebounds | | | | | | | |
|-----------|------------|----|-------|--------|------|------------|------|-------------|------|----------|-----|-----|-----|----|---|----|-----|
| | | | | FG-FGA | PCT | 3FG-3FGA | PCT | FT-FTA | PCT | OFF | DEF | TOT | AVG | PF | A | TO | BLK |
| vs Elon | 11/18/2021 | | 01:11 | 0-0 | .000 | 0-0 | .000 | 0-0 | .000 | 0 | 0 | 0 | 0.0 | 0 | 0 | 0 | 0 |
| Radford | 12/04/2021 | | 04:20 | 0-2 | .000 | 0-2 | .000 | 0-0 | .000 | 0 | 0 | 0 | 0.0 | 0 | 0 | 0 | 0 |
| at Texas | 01/01/2022 | | 11:48 | 0-0 | .000 | 0-0 | .000 | 0-1 | .000 | 0 | 0 | 0 | 0.0 | 2 | 0 | 1 | 0 |
| at Kansas | 01/15/2022 | | 01:37 | 0-0 | .000 | 0-0 | .000 | 0-0 | .000 | 0 | 0 | 0 | 0.0 | 1 | 0 | 0 | 0 |
| Totals | | 0 | 18:56 | 0-2 | .000 | 0-2 | .000 | 0-1 | .000 | 0 | 0 | 0 | 0.0 | 3 | 0 | 1 | 0 |

Player Averages

| Games Played | Minutes/game | Points/game | FG Pct | 3FG Pct | FT Pct | Rebounds/game | Assists/game | Turnovers/game | Assist/Turnover ratio | Steals/game | Blocks/game |
|--------------|--------------|-------------|--------|---------|--------|---------------|--------------|----------------|-----------------------|-------------|-------------|
| 4 | 4.7 | 0.0 | 0.0 | 0.0 | 0.0 | 0.0 | 0.0 | 0.3 | 0.0 | 0.0 | 0.0 |



**2021-22 West Virginia Men's Basketball
Individual Game-by-Game
All games**

Page 6/15
as of Jan 15, 2022

#5 CARRIGAN, Dimon

| Opponent | Date | GS | MIN | Total | | 3-Pointers | | Free throws | | Rebounds | | | | PF | A | TO | BLK | STL | PTS | AVG |
|----------------|------------|----------|---------------|--------------|-------------|------------|-------------|-------------|-------------|-----------|-----------|-----------|------------|-----------|----------|----------|-----------|----------|-----------|------------|
| | | | | FG-FGA | PCT | 3FG-3FGA | PCT | FT-FTA | PCT | OFF | DEF | TOT | AVG | | | | | | | |
| Oakland | 11/09/2021 | | 15:03 | 2-3 | .667 | 0-0 | .000 | 2-4 | .500 | 2 | 2 | 4 | 4.0 | 3 | 0 | 0 | 3 | 0 | 6 | 6.0 |
| Pittsburgh | 11/12/2021 | | 13:59 | 0-2 | .000 | 0-0 | .000 | 0-0 | .000 | 1 | 1 | 2 | 3.0 | 3 | 0 | 0 | 3 | 2 | 0 | 3.0 |
| vs Elon | 11/18/2021 | | 09:22 | 0-0 | .000 | 0-0 | .000 | 1-2 | .500 | 1 | 1 | 2 | 2.7 | 2 | 1 | 1 | 1 | 0 | 1 | 2.3 |
| vs Marquette | 11/19/2021 | | 09:12 | 1-3 | .333 | 0-0 | .000 | 0-1 | .000 | 1 | 3 | 4 | 3.0 | 0 | 0 | 1 | 3 | 1 | 2 | 2.3 |
| vs Clemson | 11/21/2021 | | 09:42 | 1-1 | 1.000 | 0-0 | .000 | 0-0 | .000 | 2 | 1 | 3 | 3.0 | 2 | 0 | 0 | 0 | 1 | 2 | 2.2 |
| Eastern Ky. | 11/26/2021 | | 14:02 | 3-4 | .750 | 0-0 | .000 | 0-0 | .000 | 3 | 1 | 4 | 3.2 | 2 | 0 | 0 | 0 | 0 | 6 | 2.8 |
| Bellarmine | 11/30/2021 | | 10:32 | 2-4 | .500 | 0-0 | .000 | 0-0 | .000 | 3 | 3 | 6 | 3.6 | 1 | 0 | 0 | 2 | 0 | 4 | 3.0 |
| Radford | 12/04/2021 | | 04:20 | 0-2 | .000 | 0-0 | .000 | 0-0 | .000 | 1 | 0 | 1 | 3.3 | 0 | 0 | 0 | 0 | 0 | 0 | 2.6 |
| UConn | 12/08/2021 | | 15:08 | 0-1 | .000 | 0-0 | .000 | 0-0 | .000 | 1 | 4 | 5 | 3.4 | 0 | 0 | 0 | 0 | 0 | 0 | 2.3 |
| Kent St. | 12/12/2021 | | 09:08 | 2-2 | 1.000 | 0-0 | .000 | 0-0 | .000 | 0 | 0 | 0 | 3.1 | 1 | 0 | 0 | 1 | 1 | 4 | 2.5 |
| at UAB | 12/18/2021 | | 14:51 | 2-2 | 1.000 | 0-0 | .000 | 0-2 | .000 | 1 | 2 | 3 | 3.1 | 1 | 0 | 0 | 0 | 1 | 4 | 2.6 |
| Youngstown St. | 12/22/2021 | | 08:04 | 0-0 | .000 | 0-0 | .000 | 0-0 | .000 | 0 | 2 | 2 | 3.0 | 1 | 1 | 0 | 0 | 0 | 0 | 2.4 |
| at Texas | 01/01/2022 | | 22:48 | 2-6 | .333 | 0-0 | .000 | 1-2 | .500 | 1 | 8 | 9 | 3.5 | 2 | 1 | 0 | 3 | 0 | 5 | 2.6 |
| Kansas St. | 01/08/2022 | | 03:29 | 0-1 | .000 | 0-0 | .000 | 0-0 | .000 | 0 | 1 | 1 | 3.3 | 0 | 0 | 1 | 0 | 0 | 0 | 2.4 |
| Oklahoma St. | 01/11/2022 | | 01:08 | 0-1 | .000 | 0-0 | .000 | 0-0 | .000 | 1 | 1 | 2 | 3.2 | 0 | 0 | 0 | 0 | 0 | 0 | 2.3 |
| at Kansas | 01/15/2022 | | 06:14 | 0-0 | .000 | 0-0 | .000 | 0-0 | .000 | 0 | 1 | 1 | 3.1 | 1 | 0 | 0 | 1 | 1 | 0 | 2.1 |
| Totals | | 0 | 167:03 | 15-32 | .469 | 0-0 | .000 | 4-11 | .364 | 18 | 31 | 49 | 3.1 | 19 | 3 | 3 | 17 | 7 | 34 | 2.1 |

Player Averages

| Games Played | Minutes/game | Points/game | FG Pct | 3FG Pct | FT Pct | Rebounds/game | Assists/game | Turnovers/game | Assist/Turnover ratio | Steals/game | Blocks/game |
|--------------|--------------|-------------|--------|---------|--------|---------------|--------------|----------------|-----------------------|-------------|-------------|
| 16 | 10.4 | 2.1 | 46.9 | 0.0 | 36.4 | 3.1 | 0.2 | 0.2 | 1.0 | 0.4 | 1.1 |



**2021-22 West Virginia Men's Basketball
Individual Game-by-Game
All games**

Page 7/15
as of Jan 15, 2022

#10 CURRY, Malik

| Opponent | Date | GS | MIN | Total | | 3-Pointers | | Free throws | | Rebounds | | | | PF | A | TO | BLK | STL | PTS | AVG |
|----------------|------------|----------|---------------|--------------|-------------|-------------|-------------|--------------|-------------|----------|-----------|-----------|------------|-----------|-----------|-----------|----------|-----------|------------|------------|
| | | | | FG-FGA | PCT | 3FG-3FGA | PCT | FT-FTA | PCT | OFF | DEF | TOT | AVG | | | | | | | |
| Oakland | 11/09/2021 | | 18:48 | 0-2 | .000 | 0-0 | .000 | 2-2 | 1.000 | 0 | 1 | 1 | 1.0 | 3 | 1 | 1 | 1 | 2 | 2 | 2.0 |
| Pittsburgh | 11/12/2021 | | 12:17 | 5-5 | 1.000 | 0-0 | .000 | 0-1 | .000 | 0 | 0 | 0 | 0.5 | 1 | 3 | 0 | 0 | 2 | 10 | 6.0 |
| vs Elon | 11/18/2021 | | 16:34 | 1-3 | .333 | 0-0 | .000 | 5-7 | .714 | 0 | 2 | 2 | 1.0 | 3 | 0 | 3 | 0 | 1 | 7 | 6.3 |
| vs Marquette | 11/19/2021 | | 21:01 | 3-9 | .333 | 0-1 | .000 | 0-0 | .000 | 0 | 2 | 2 | 1.3 | 2 | 0 | 2 | 0 | 1 | 6 | 6.3 |
| vs Clemson | 11/21/2021 | | 20:17 | 4-7 | .571 | 1-1 | 1.000 | 0-0 | .000 | 1 | 2 | 3 | 1.6 | 0 | 1 | 1 | 0 | 2 | 9 | 6.8 |
| Eastern Ky. | 11/26/2021 | | 20:01 | 6-8 | .750 | 0-1 | .000 | 4-7 | .571 | 0 | 0 | 0 | 1.3 | 3 | 2 | 2 | 0 | 2 | 16 | 8.3 |
| Bellarmine | 11/30/2021 | | 20:23 | 4-7 | .571 | 1-2 | .500 | 0-4 | .000 | 1 | 3 | 4 | 1.7 | 0 | 2 | 2 | 0 | 1 | 9 | 8.4 |
| Radford | 12/04/2021 | | 28:08 | 2-9 | .222 | 1-2 | .500 | 1-2 | .500 | 1 | 2 | 3 | 1.9 | 2 | 3 | 1 | 0 | 0 | 6 | 8.1 |
| UConn | 12/08/2021 | | 13:27 | 0-3 | .000 | 0-0 | .000 | 0-0 | .000 | 0 | 1 | 1 | 1.8 | 2 | 2 | 4 | 0 | 1 | 0 | 7.2 |
| Kent St. | 12/12/2021 | | 15:55 | 1-5 | .200 | 0-2 | .000 | 0-0 | .000 | 0 | 1 | 1 | 1.7 | 0 | 1 | 3 | 1 | 1 | 2 | 6.7 |
| at UAB | 12/18/2021 | | 06:11 | 1-1 | 1.000 | 0-0 | .000 | 0-0 | .000 | 0 | 2 | 2 | 1.7 | 0 | 1 | 2 | 0 | 0 | 2 | 6.3 |
| Youngstown St. | 12/22/2021 | | 17:56 | 4-6 | .667 | 0-0 | .000 | 4-5 | .800 | 1 | 3 | 4 | 1.9 | 1 | 4 | 0 | 0 | 1 | 12 | 6.8 |
| at Texas | 01/01/2022 | | 22:44 | 4-10 | .400 | 0-1 | .000 | 6-6 | 1.000 | 0 | 1 | 1 | 1.8 | 3 | 2 | 1 | 0 | 1 | 14 | 7.3 |
| Kansas St. | 01/08/2022 | | 18:04 | 2-5 | .400 | 0-2 | .000 | 0-0 | .000 | 0 | 2 | 2 | 1.9 | 0 | 2 | 1 | 0 | 0 | 4 | 7.1 |
| Oklahoma St. | 01/11/2022 | | 25:59 | 1-6 | .167 | 0-1 | .000 | 3-4 | .750 | 1 | 3 | 4 | 2.0 | 2 | 1 | 2 | 1 | 1 | 5 | 6.9 |
| at Kansas | 01/15/2022 | | 25:40 | 6-13 | .462 | 0-0 | .000 | 11-11 | 1.000 | 0 | 4 | 4 | 2.1 | 2 | 2 | 1 | 0 | 1 | 23 | 7.9 |
| Totals | | 0 | 303:25 | 44-99 | .444 | 3-13 | .231 | 36-49 | .735 | 5 | 29 | 34 | 2.1 | 24 | 27 | 26 | 3 | 17 | 127 | 7.9 |

Player Averages

| Games Played | Minutes/game | Points/game | FG Pct | 3FG Pct | FT Pct | Rebounds/game | Assists/game | Turnovers/game | Assist/Turnover ratio | Steals/game | Blocks/game |
|--------------|--------------|-------------|--------|---------|--------|---------------|--------------|----------------|-----------------------|-------------|-------------|
| 16 | 19.0 | 7.9 | 44.4 | 23.1 | 73.5 | 2.1 | 1.7 | 1.6 | 1.0 | 1.1 | 0.2 |



**2021-22 West Virginia Men's Basketball
Individual Game-by-Game
All games**

Page 8/15
as of Jan 15, 2022

#11 BRIDGES, Jalen

| Opponent | Date | GS | MIN | Total | | 3-Pointers | | Free throws | | Rebounds | | | | PF | A | TO | BLK | STL | PTS | AVG |
|----------------|------------|----|------------------|---------------|-------------|--------------|-------------|--------------|-------------|-----------|-----------|-----------|------------|-----------|----------|-----------|-----------|-----------|------------|------------|
| | | | | FG-FGA | PCT | 3FG-3FGA | PCT | FT-FTA | PCT | OFF | DEF | TOT | AVG | | | | | | | |
| Oakland | 11/09/2021 | * | 21:26 | 3-7 | .429 | 1-3 | .333 | 0-0 | .000 | 1 | 2 | 3 | 3.0 | 0 | 0 | 2 | 1 | 0 | 7 | 7.0 |
| Pittsburgh | 11/12/2021 | * | 31:32 | 6-9 | .667 | 4-6 | .667 | 2-3 | .667 | 3 | 3 | 6 | 4.5 | 1 | 1 | 1 | 5 | 0 | 18 | 12.5 |
| vs Elon | 11/18/2021 | * | 24:56 | 3-5 | .600 | 1-1 | 1.000 | 0-0 | .000 | 2 | 2 | 4 | 4.3 | 0 | 1 | 0 | 1 | 0 | 7 | 10.7 |
| vs Marquette | 11/19/2021 | * | 28:41 | 4-6 | .667 | 2-4 | .500 | 1-2 | .500 | 2 | 4 | 6 | 4.8 | 0 | 1 | 0 | 0 | 2 | 11 | 10.8 |
| vs Clemson | 11/21/2021 | * | 29:27 | 4-8 | .500 | 0-3 | .000 | 0-0 | .000 | 2 | 3 | 5 | 4.8 | 4 | 0 | 2 | 1 | 1 | 8 | 10.2 |
| Eastern Ky. | 11/26/2021 | * | 26:10 | 1-7 | .143 | 0-4 | .000 | 3-4 | .750 | 0 | 4 | 4 | 4.7 | 2 | 0 | 1 | 0 | 0 | 5 | 9.3 |
| Bellarmine | 11/30/2021 | * | 26:06 | 4-9 | .444 | 0-2 | .000 | 0-0 | .000 | 4 | 5 | 9 | 5.3 | 2 | 2 | 0 | 1 | 0 | 8 | 9.1 |
| Radford | 12/04/2021 | * | 20:44 | 1-2 | .500 | 1-2 | .500 | 1-2 | .500 | 0 | 3 | 3 | 5.0 | 2 | 2 | 1 | 0 | 2 | 4 | 8.5 |
| UConn | 12/08/2021 | * | 23:01 | 1-3 | .333 | 1-2 | .500 | 0-2 | .000 | 1 | 3 | 4 | 4.9 | 2 | 0 | 0 | 0 | 0 | 3 | 7.9 |
| Kent St. | 12/12/2021 | * | 18:55 | 1-3 | .333 | 1-3 | .333 | 0-0 | .000 | 1 | 5 | 6 | 5.0 | 1 | 0 | 0 | 1 | 1 | 3 | 7.4 |
| at UAB | 12/18/2021 | * | 23:21 | 1-4 | .250 | 0-2 | .000 | 2-2 | 1.000 | 0 | 3 | 3 | 4.8 | 1 | 0 | 1 | 0 | 2 | 4 | 7.1 |
| Youngstown St. | 12/22/2021 | * | 27:22 | 3-6 | .500 | 1-3 | .333 | 2-2 | 1.000 | 3 | 5 | 8 | 5.1 | 3 | 1 | 1 | 1 | 2 | 9 | 7.3 |
| at Texas | 01/01/2022 | * | 37:26 | 7-11 | .636 | 4-7 | .571 | 0-0 | .000 | 3 | 3 | 6 | 5.2 | 2 | 0 | 2 | 1 | 3 | 18 | 8.1 |
| Kansas St. | 01/08/2022 | * | 16:42 | 0-2 | .000 | 0-2 | .000 | 2-2 | 1.000 | 2 | 2 | 4 | 5.1 | 3 | 0 | 1 | 0 | 0 | 2 | 7.6 |
| Oklahoma St. | 01/11/2022 | * | 33:34 | 6-14 | .429 | 0-4 | .000 | 10-10 | 1.000 | 4 | 1 | 5 | 5.1 | 3 | 1 | 0 | 3 | 1 | 22 | 8.6 |
| at Kansas | 01/15/2022 | * | 26:06 | 3-11 | .273 | 2-7 | .286 | 4-4 | 1.000 | 6 | 5 | 11 | 5.4 | 0 | 0 | 1 | 1 | 0 | 12 | 8.8 |
| Totals | | | 16 415:29 | 48-107 | .449 | 18-55 | .327 | 27-33 | .818 | 34 | 53 | 87 | 5.4 | 26 | 9 | 13 | 16 | 14 | 141 | 8.8 |

Player Averages

| Games Played | Minutes/game | Points/game | FG Pct | 3FG Pct | FT Pct | Rebounds/game | Assists/game | Turnovers/game | Assist/Turnover ratio | Steals/game | Blocks/game |
|--------------|--------------|-------------|--------|---------|--------|---------------|--------------|----------------|-----------------------|-------------|-------------|
| 16 | 26.0 | 8.8 | 44.9 | 32.7 | 81.8 | 5.4 | 0.6 | 0.8 | 0.7 | 0.9 | 1.0 |



2021-22 West Virginia Men's Basketball
Individual Game-by-Game
All games

Page 9/15
as of Jan 15, 2022

#12 SHERMAN, Taz

| Opponent | Date | GS | MIN | Total | | 3-Pointers | | Free throws | | Rebounds | | | | PF | A | TO | BLK | STL | PTS | AVG |
|----------------|------------|-----------|---------------|---------------|-------------|--------------|-------------|--------------|-------------|----------|-----------|-----------|------------|-----------|-----------|-----------|----------|-----------|------------|-------------|
| | | | | FG-FGA | PCT | 3FG-3FGA | PCT | FT-FTA | PCT | OFF | DEF | TOT | AVG | | | | | | | |
| Oakland | 11/09/2021 | * | 36:33 | 7-18 | .389 | 1-7 | .143 | 3-4 | .750 | 0 | 4 | 4 | 4.0 | 0 | 5 | 4 | 0 | 3 | 18 | 18.0 |
| Pittsburgh | 11/12/2021 | * | 37:21 | 6-20 | .300 | 2-9 | .222 | 3-3 | 1.000 | 1 | 4 | 5 | 4.5 | 2 | 1 | 3 | 2 | 2 | 17 | 17.5 |
| vs Elon | 11/18/2021 | * | 25:52 | 9-17 | .529 | 1-5 | .200 | 8-9 | .889 | 0 | 2 | 2 | 3.7 | 2 | 5 | 1 | 0 | 1 | 27 | 20.7 |
| vs Marquette | 11/19/2021 | * | 38:14 | 7-18 | .389 | 1-3 | .333 | 6-6 | 1.000 | 0 | 1 | 1 | 3.0 | 1 | 5 | 2 | 0 | 0 | 21 | 20.8 |
| vs Clemson | 11/21/2021 | * | 31:40 | 5-16 | .313 | 1-5 | .200 | 1-1 | 1.000 | 1 | 1 | 2 | 2.8 | 1 | 2 | 3 | 1 | 2 | 12 | 19.0 |
| Eastern Ky. | 11/26/2021 | * | 36:58 | 8-15 | .533 | 4-7 | .571 | 8-11 | .727 | 1 | 3 | 4 | 3.0 | 0 | 3 | 2 | 0 | 1 | 28 | 20.5 |
| Bellarmine | 11/30/2021 | * | 26:51 | 7-12 | .583 | 2-5 | .400 | 2-2 | 1.000 | 0 | 1 | 1 | 2.7 | 0 | 3 | 3 | 0 | 2 | 18 | 20.1 |
| Radford | 12/04/2021 | * | 28:09 | 9-17 | .529 | 2-6 | .333 | 7-8 | .875 | 1 | 3 | 4 | 2.9 | 0 | 2 | 1 | 0 | 4 | 27 | 21.0 |
| UConn | 12/08/2021 | * | 40:00 | 8-17 | .471 | 3-6 | .500 | 4-7 | .571 | 2 | 4 | 6 | 3.2 | 1 | 3 | 4 | 1 | 1 | 23 | 21.2 |
| Kent St. | 12/12/2021 | * | 33:51 | 9-14 | .643 | 2-4 | .500 | 7-13 | .538 | 1 | 4 | 5 | 3.4 | 0 | 3 | 3 | 0 | 1 | 27 | 21.8 |
| at UAB | 12/18/2021 | * | 33:41 | 5-14 | .357 | 2-5 | .400 | 5-6 | .833 | 1 | 2 | 3 | 3.4 | 2 | 0 | 7 | 0 | 0 | 17 | 21.4 |
| Youngstown St. | 12/22/2021 | * | 30:54 | 4-12 | .333 | 2-3 | .667 | 6-7 | .857 | 0 | 2 | 2 | 3.3 | 1 | 1 | 1 | 0 | 2 | 16 | 20.9 |
| Kansas St. | 01/08/2022 | * | 30:33 | 5-13 | .385 | 2-6 | .333 | 2-2 | 1.000 | 0 | 2 | 2 | 3.2 | 0 | 1 | 1 | 0 | 0 | 14 | 20.4 |
| Oklahoma St. | 01/11/2022 | * | 35:46 | 5-11 | .455 | 3-6 | .500 | 0-0 | .000 | 0 | 1 | 1 | 3.0 | 1 | 5 | 2 | 0 | 4 | 13 | 19.9 |
| at Kansas | 01/15/2022 | * | 29:53 | 1-9 | .111 | 0-5 | .000 | 3-4 | .750 | 1 | 1 | 2 | 2.9 | 0 | 1 | 2 | 0 | 1 | 5 | 18.9 |
| Totals | | 15 | 496:16 | 95-223 | .426 | 28-82 | .341 | 65-83 | .783 | 9 | 35 | 44 | 2.9 | 11 | 40 | 39 | 4 | 24 | 283 | 18.9 |

Player Averages

| Games Played | Minutes/game | Points/game | FG Pct | 3FG Pct | FT Pct | Rebounds/game | Assists/game | Turnovers/game | Assist/Turnover ratio | Steals/game | Blocks/game |
|--------------|--------------|-------------|--------|---------|--------|---------------|--------------|----------------|-----------------------|-------------|-------------|
| 15 | 33.1 | 18.9 | 42.6 | 34.1 | 78.3 | 2.9 | 2.7 | 2.6 | 1.0 | 1.6 | 0.3 |



2021-22 West Virginia Men's Basketball
Individual Game-by-Game
All games

Page 10/15
as of Jan 15, 2022

#13 COTTRELL, Isaiah

| Opponent | Date | GS | MIN | Total | | 3-Pointers | | Free throws | | Rebounds | | | | PF | A | TO | BLK | STL | PTS | AVG |
|----------------|------------|-----------|---------------|--------------|-------------|-------------|-------------|--------------|-------------|-----------|-----------|-----------|------------|-----------|----------|-----------|-----------|----------|-----------|------------|
| | | | | FG-FGA | PCT | 3FG-3FGA | PCT | FT-FTA | PCT | OFF | DEF | TOT | AVG | | | | | | | |
| Oakland | 11/09/2021 | * | 15:51 | 2-6 | .333 | 0-1 | .000 | 2-3 | .667 | 0 | 4 | 4 | 4.0 | 2 | 1 | 0 | 0 | 0 | 6 | 6.0 |
| Pittsburgh | 11/12/2021 | * | 13:10 | 2-4 | .500 | 0-2 | .000 | 0-0 | .000 | 1 | 0 | 1 | 2.5 | 2 | 0 | 1 | 1 | 0 | 4 | 5.0 |
| vs Elon | 11/18/2021 | * | 21:05 | 3-4 | .750 | 1-2 | .500 | 2-2 | 1.000 | 1 | 4 | 5 | 3.3 | 2 | 0 | 1 | 3 | 1 | 9 | 6.3 |
| vs Marquette | 11/19/2021 | * | 17:54 | 2-5 | .400 | 0-2 | .000 | 0-0 | .000 | 0 | 3 | 3 | 3.3 | 1 | 1 | 0 | 0 | 0 | 4 | 5.8 |
| vs Clemson | 11/21/2021 | * | 13:49 | 3-7 | .429 | 1-1 | 1.000 | 0-0 | .000 | 1 | 1 | 2 | 3.0 | 0 | 1 | 0 | 0 | 0 | 7 | 6.0 |
| Eastern Ky. | 11/26/2021 | * | 08:54 | 1-2 | .500 | 0-1 | .000 | 1-2 | .500 | 3 | 0 | 3 | 3.0 | 0 | 0 | 0 | 0 | 0 | 3 | 5.5 |
| Bellarmine | 11/30/2021 | * | 17:21 | 1-3 | .333 | 0-1 | .000 | 1-2 | .500 | 0 | 2 | 2 | 2.9 | 2 | 0 | 1 | 1 | 0 | 3 | 5.1 |
| Radford | 12/04/2021 | * | 15:20 | 2-4 | .500 | 0-0 | .000 | 0-0 | .000 | 1 | 2 | 3 | 2.9 | 1 | 0 | 0 | 0 | 0 | 4 | 5.0 |
| UConn | 12/08/2021 | * | 05:36 | 1-2 | .500 | 0-0 | .000 | 0-0 | .000 | 1 | 0 | 1 | 2.7 | 2 | 1 | 1 | 1 | 0 | 2 | 4.7 |
| Kent St. | 12/12/2021 | * | 16:28 | 1-3 | .333 | 1-2 | .500 | 0-2 | .000 | 0 | 1 | 1 | 2.5 | 0 | 0 | 2 | 0 | 0 | 3 | 4.5 |
| at UAB | 12/18/2021 | * | 12:52 | 2-3 | .667 | 0-1 | .000 | 0-0 | .000 | 0 | 1 | 1 | 2.4 | 2 | 0 | 2 | 1 | 0 | 4 | 4.5 |
| Youngstown St. | 12/22/2021 | * | 22:54 | 1-6 | .167 | 0-2 | .000 | 3-6 | .500 | 0 | 2 | 2 | 2.3 | 3 | 1 | 2 | 3 | 0 | 5 | 4.5 |
| at Texas | 01/01/2022 | * | 27:43 | 3-9 | .333 | 0-2 | .000 | 0-0 | .000 | 1 | 5 | 6 | 2.6 | 2 | 1 | 2 | 3 | 0 | 6 | 4.6 |
| Kansas St. | 01/08/2022 | * | 29:22 | 3-11 | .273 | 0-0 | .000 | 1-2 | .500 | 2 | 2 | 4 | 2.7 | 2 | 1 | 0 | 3 | 1 | 7 | 4.8 |
| Oklahoma St. | 01/11/2022 | * | 08:51 | 0-4 | .000 | 0-0 | .000 | 0-0 | .000 | 0 | 0 | 0 | 2.5 | 0 | 1 | 1 | 0 | 0 | 0 | 4.5 |
| at Kansas | 01/15/2022 | * | 18:57 | 1-6 | .167 | 1-2 | .500 | 0-0 | .000 | 2 | 2 | 4 | 2.6 | 1 | 0 | 1 | 1 | 0 | 3 | 4.4 |
| Totals | | 16 | 266:06 | 28-79 | .354 | 4-19 | .211 | 10-19 | .526 | 13 | 29 | 42 | 2.6 | 22 | 8 | 14 | 17 | 2 | 70 | 4.4 |

Player Averages

| Games Played | Minutes/game | Points/game | FG Pct | 3FG Pct | FT Pct | Rebounds/game | Assists/game | Turnovers/game | Assist/Turnover ratio | Steals/game | Blocks/game |
|--------------|--------------|-------------|--------|---------|--------|---------------|--------------|----------------|-----------------------|-------------|-------------|
| 16 | 16.6 | 4.4 | 35.4 | 21.1 | 52.6 | 2.6 | 0.5 | 0.9 | 0.6 | 0.1 | 1.1 |



**2021-22 West Virginia Men's Basketball
Individual Game-by-Game
All games**

Page 11/15
as of Jan 15, 2022

#22 MCNEIL, Sean

| Opponent | Date | GS | MIN | Total | | 3-Pointers | | Free throws | | Rebounds | | | | PF | A | TO | BLK | STL | PTS | AVG |
|----------------|------------|----|------------------|---------------|-------------|--------------|-------------|--------------|-------------|----------|-----------|-----------|------------|-----------|-----------|-----------|----------|----------|------------|-------------|
| | | | | FG-FGA | PCT | 3FG-3FGA | PCT | FT-FTA | PCT | OFF | DEF | TOT | AVG | | | | | | | |
| Oakland | 11/09/2021 | * | 34:56 | 4-9 | .444 | 2-6 | .333 | 1-2 | .500 | 1 | 4 | 5 | 5.0 | 0 | 4 | 1 | 0 | 1 | 11 | 11.0 |
| Pittsburgh | 11/12/2021 | * | 32:44 | 4-9 | .444 | 3-4 | .750 | 0-0 | .000 | 0 | 0 | 0 | 2.5 | 0 | 2 | 1 | 0 | 1 | 11 | 11.0 |
| vs Elon | 11/18/2021 | * | 32:39 | 7-13 | .538 | 2-4 | .500 | 0-0 | .000 | 0 | 4 | 4 | 3.0 | 2 | 1 | 0 | 0 | 0 | 16 | 12.7 |
| vs Marquette | 11/19/2021 | * | 37:15 | 4-13 | .308 | 2-6 | .333 | 2-2 | 1.000 | 1 | 4 | 5 | 3.5 | 0 | 3 | 2 | 0 | 1 | 12 | 12.5 |
| vs Clemson | 11/21/2021 | * | 31:57 | 5-12 | .417 | 1-6 | .167 | 4-4 | 1.000 | 1 | 1 | 2 | 3.2 | 3 | 3 | 1 | 0 | 1 | 15 | 13.0 |
| Eastern Ky. | 11/26/2021 | * | 36:37 | 2-11 | .182 | 1-8 | .125 | 0-0 | .000 | 1 | 2 | 3 | 3.2 | 0 | 2 | 1 | 0 | 1 | 5 | 11.7 |
| Bellarmine | 11/30/2021 | * | 31:51 | 6-14 | .429 | 2-4 | .500 | 0-0 | .000 | 0 | 1 | 1 | 2.9 | 0 | 2 | 1 | 0 | 0 | 14 | 12.0 |
| UConn | 12/08/2021 | * | 39:30 | 5-12 | .417 | 2-7 | .286 | 4-6 | .667 | 0 | 3 | 3 | 2.9 | 0 | 0 | 1 | 0 | 0 | 16 | 12.5 |
| Kent St. | 12/12/2021 | * | 35:26 | 6-11 | .545 | 2-4 | .500 | 5-7 | .714 | 0 | 4 | 4 | 3.0 | 0 | 2 | 2 | 0 | 0 | 19 | 13.2 |
| at UAB | 12/18/2021 | * | 33:48 | 5-12 | .417 | 0-4 | .000 | 2-3 | .667 | 1 | 3 | 4 | 3.1 | 1 | 0 | 1 | 2 | 0 | 12 | 13.1 |
| Youngstown St. | 12/22/2021 | * | 28:51 | 8-9 | .889 | 4-4 | 1.000 | 3-4 | .750 | 0 | 0 | 0 | 2.8 | 0 | 0 | 0 | 0 | 0 | 23 | 14.0 |
| at Texas | 01/01/2022 | * | 40:00 | 5-13 | .385 | 2-2 | 1.000 | 0-0 | .000 | 0 | 3 | 3 | 2.8 | 2 | 1 | 3 | 0 | 1 | 12 | 13.8 |
| Kansas St. | 01/08/2022 | * | 36:26 | 9-15 | .600 | 4-6 | .667 | 4-4 | 1.000 | 1 | 4 | 5 | 3.0 | 2 | 1 | 1 | 0 | 0 | 26 | 14.8 |
| Oklahoma St. | 01/11/2022 | * | 36:03 | 5-11 | .455 | 2-6 | .333 | 0-0 | .000 | 0 | 4 | 4 | 3.1 | 2 | 0 | 3 | 0 | 1 | 12 | 14.6 |
| at Kansas | 01/15/2022 | * | 37:26 | 4-11 | .364 | 1-3 | .333 | 1-1 | 1.000 | 0 | 0 | 0 | 2.9 | 0 | 1 | 1 | 0 | 0 | 10 | 14.3 |
| Totals | | | 15 525:29 | 79-175 | .451 | 30-74 | .405 | 26-33 | .788 | 6 | 37 | 43 | 2.9 | 12 | 22 | 19 | 2 | 7 | 214 | 14.3 |

Player Averages

| Games Played | Minutes/game | Points/game | FG Pct | 3FG Pct | FT Pct | Rebounds/game | Assists/game | Turnovers/game | Assist/Turnover ratio | Steals/game | Blocks/game |
|--------------|--------------|-------------|--------|---------|--------|---------------|--------------|----------------|-----------------------|-------------|-------------|
| 15 | 35.0 | 14.3 | 45.1 | 40.5 | 78.8 | 2.9 | 1.5 | 1.3 | 1.2 | 0.5 | 0.1 |



2021-22 West Virginia Men's Basketball
Individual Game-by-Game
All games

Page 12/15
as of Jan 15, 2022

#23 NDIAYE, Seny

| Opponent | Date | GS | MIN | Total | | 3-Pointers | | Free throws | | Rebounds | | | | | | | |
|------------|------------|----|-------|--------|------|------------|------|-------------|------|----------|-----|-----|-----|----|---|----|-----|
| | | | | FG-FGA | PCT | 3FG-3FGA | PCT | FT-FTA | PCT | OFF | DEF | TOT | AVG | PF | A | TO | BLK |
| vs Elon | 11/18/2021 | | 01:11 | 0-0 | .000 | 0-0 | .000 | 0-0 | .000 | 0 | 0 | 0 | 0.0 | 0 | 0 | 0 | 0 |
| Bellarmine | 11/30/2021 | | 05:06 | 0-2 | .000 | 0-0 | .000 | 0-0 | .000 | 3 | 0 | 3 | 1.5 | 3 | 0 | 1 | 0 |
| Radford | 12/04/2021 | | 06:43 | 0-0 | .000 | 0-0 | .000 | 0-0 | .000 | 1 | 3 | 4 | 2.3 | 1 | 0 | 0 | 1 |
| Kent St. | 12/12/2021 | | 04:56 | 0-0 | .000 | 0-0 | .000 | 0-0 | .000 | 0 | 2 | 2 | 2.3 | 1 | 0 | 0 | 1 |
| at Kansas | 01/15/2022 | | 01:37 | 0-0 | .000 | 0-0 | .000 | 0-0 | .000 | 0 | 0 | 0 | 1.8 | 0 | 0 | 0 | 0 |
| Totals | | 0 | 19:33 | 0-2 | .000 | 0-0 | .000 | 0-0 | .000 | 4 | 5 | 9 | 1.8 | 5 | 0 | 1 | 2 |

Player Averages

| Games Played | Minutes/game | Points/game | FG Pct | 3FG Pct | FT Pct | Rebounds/game | Assists/game | Turnovers/game | Assist/Turnover ratio | Steals/game | Blocks/game |
|--------------|--------------|-------------|--------|---------|--------|---------------|--------------|----------------|-----------------------|-------------|-------------|
| 5 | 3.9 | 0.0 | 0.0 | 0.0 | 0.0 | 1.8 | 0.0 | 0.2 | 0.0 | 0.0 | 0.4 |



2021-22 West Virginia Men's Basketball
Individual Game-by-Game
All games

Page 14/15
as of Jan 15, 2022

#32 OKONKWO, James

| Opponent | Date | GS | MIN | Total | | 3-Pointers | | Free throws | | Rebounds | | | | | | | | | | |
|----------|------------|----|-------|--------|------|------------|------|-------------|------|----------|-----|-----|-----|----|---|----|-----|-----|-----|-----|
| | | | | FG-FGA | PCT | 3FG-3FGA | PCT | FT-FTA | PCT | OFF | DEF | TOT | AVG | PF | A | TO | BLK | STL | PTS | AVG |
| Radford | 12/04/2021 | | 05:22 | 1-2 | .500 | 0-0 | .000 | 0-0 | .000 | 0 | 2 | 2 | 2.0 | 0 | 0 | 0 | 0 | 0 | 2 | 2.0 |
| Kent St. | 12/12/2021 | | 01:32 | 0-1 | .000 | 0-0 | .000 | 0-0 | .000 | 0 | 0 | 0 | 1.0 | 0 | 0 | 0 | 0 | 0 | 0 | 1.0 |
| Totals | | 0 | 06:54 | 1-3 | .333 | 0-0 | .000 | 0-0 | .000 | 0 | 2 | 2 | 1.0 | 0 | 0 | 0 | 0 | 0 | 2 | 1.0 |

Player Averages

| Games Played | Minutes/game | Points/game | FG Pct | 3FG Pct | FT Pct | Rebounds/game | Assists/game | Turnovers/game | Assist/Turnover ratio | Steals/game | Blocks/game |
|--------------|--------------|-------------|--------|---------|--------|---------------|--------------|----------------|-----------------------|-------------|-------------|
| 2 | 3.5 | 1.0 | 33.3 | 0.0 | 0.0 | 1.0 | 0.0 | 0.0 | 0.0 | 0.0 | 0.0 |



2021-22 West Virginia Men's Basketball
Individual Game-by-Game
All games

Page 15/15
as of Jan 15, 2022

#45 WILSON, Seth

| Opponent | Date | GS | MIN | Total | | 3-Pointers | | Free throws | | Rebounds | | | | | | | | | | | |
|----------------|------------|----|-------|--------|------|------------|------|-------------|-------|----------|-----|-----|-----|----|---|----|-----|-----|-----|-----|--|
| | | | | FG-FGA | PCT | 3FG-3FGA | PCT | FT-FTA | PCT | OFF | DEF | TOT | AVG | PF | A | TO | BLK | STL | PTS | AVG | |
| Oakland | 11/09/2021 | | 04:55 | 0-3 | .000 | 0-2 | .000 | 0-0 | .000 | 1 | 0 | 1 | 1.0 | 0 | 0 | 0 | 0 | 0 | 0 | 0.0 | |
| vs Elon | 11/18/2021 | | 04:08 | 0-0 | .000 | 0-0 | .000 | 0-0 | .000 | 0 | 1 | 1 | 1.0 | 3 | 0 | 0 | 0 | 0 | 0 | 0.0 | |
| vs Marquette | 11/19/2021 | | 00:44 | 0-1 | .000 | 0-1 | .000 | 0-0 | .000 | 0 | 0 | 0 | 0.7 | 0 | 0 | 0 | 0 | 0 | 0 | 0.0 | |
| Bellarmino | 11/30/2021 | | 08:52 | 0-2 | .000 | 0-0 | .000 | 0-0 | .000 | 0 | 1 | 1 | 0.8 | 1 | 0 | 0 | 0 | 0 | 0 | 0.0 | |
| Radford | 12/04/2021 | | 17:07 | 2-8 | .250 | 1-6 | .167 | 0-0 | .000 | 0 | 1 | 1 | 0.8 | 1 | 0 | 0 | 0 | 0 | 5 | 1.0 | |
| Youngstown St. | 12/22/2021 | | 07:39 | 0-1 | .000 | 0-0 | .000 | 2-2 | 1.000 | 0 | 0 | 0 | 0.7 | 1 | 0 | 0 | 0 | 0 | 2 | 1.2 | |
| at Texas | 01/01/2022 | | 00:58 | 0-0 | .000 | 0-0 | .000 | 0-0 | .000 | 0 | 0 | 0 | 0.6 | 0 | 0 | 0 | 0 | 0 | 0 | 1.0 | |
| at Kansas | 01/15/2022 | | 00:59 | 0-1 | .000 | 0-0 | .000 | 1-2 | .500 | 1 | 0 | 1 | 0.6 | 0 | 0 | 0 | 0 | 0 | 1 | 1.0 | |
| Totals | | 0 | 45:22 | 2-16 | .125 | 1-9 | .111 | 3-4 | .750 | 2 | 3 | 5 | 0.6 | 6 | 0 | 0 | 0 | 0 | 8 | 1.0 | |

Player Averages

| Games Played | Minutes/ game | Points/ game | FG Pct | 3FG Pct | FT Pct | Rebounds/ game | Assists/ game | Turnovers/ game | Assist/Turnover ratio | Steals/ game | Blocks/ game |
|--------------|---------------|--------------|--------|---------|--------|----------------|---------------|-----------------|-----------------------|--------------|--------------|
| 8 | 5.7 | 1.0 | 12.5 | 11.1 | 75.0 | 0.6 | 0.0 | 0.0 | 0.0 | 0.0 | 0.0 |



2021-22 West Virginia Men's Basketball Combined Team Statistics In Conference games

Page 1/1
as of Jan 15, 2022

Game Records

| Record | Overall | Home | Away | Neutral |
|----------------|---------|------|------|---------|
| ALL GAMES | 2-2 | 2-0 | 0-2 | 0-0 |
| CONFERENCE | 2-2 | 2-0 | 0-2 | 0-0 |
| NON-CONFERENCE | 0-0 | 0-0 | 0-0 | 0-0 |

Score by Periods

| Team | 1st | 2nd | OT | TOT |
|---------------|-----|-----|----|-----|
| West Virginia | 112 | 147 | 0 | 259 |
| Opponents | 135 | 152 | 0 | 287 |

Team Box Score

| No. | Player | | | | Total | | 3-Point | | F-Throw | | Rebounds | | | | | | | | | | | | | | |
|-----------|------------------|-------|--------|------|---------|------|----------|------|---------|-------|----------|-----|-----|------|----|----|----|----|-----|-----|-----|------|--|--|--|
| | | GP-GS | MIN | AVG | FG-FGA | FG% | 3FG-3FGA | 3FG% | FT-FTA | FT% | OFF | DEF | TOT | AVG | PF | DQ | A | TO | BLK | STL | PTS | AVG | | | |
| 22 | MCNEIL, Sean | 4-4 | 149:55 | 37.5 | 23-50 | .460 | 9-17 | .529 | 5-5 | 1.000 | 1 | 11 | 12 | 3.0 | 6 | 0 | 3 | 8 | 0 | 2 | 60 | 15.0 | | | |
| 11 | BRIDGES, Jalen | 4-4 | 113:48 | 28.5 | 16-38 | .421 | 6-20 | .300 | 16-16 | 1.000 | 15 | 11 | 26 | 6.5 | 8 | 0 | 1 | 4 | 5 | 4 | 54 | 13.5 | | | |
| 10 | CURRY, Malik | 4-0 | 92:27 | 23.1 | 13-34 | .382 | 0-4 | .000 | 20-21 | .952 | 1 | 10 | 11 | 2.8 | 7 | 0 | 7 | 5 | 1 | 3 | 46 | 11.5 | | | |
| 12 | SHERMAN, Taz | 3-3 | 96:12 | 32.1 | 11-33 | .333 | 5-17 | .294 | 5-6 | .833 | 1 | 4 | 5 | 1.7 | 1 | 0 | 7 | 5 | 0 | 5 | 32 | 10.7 | | | |
| 3 | OSABUOHIE, Gabe | 3-0 | 61:39 | 20.5 | 7-18 | .389 | 0-0 | .000 | 5-11 | .455 | 10 | 20 | 30 | 10.0 | 10 | 0 | 3 | 4 | 2 | 4 | 19 | 6.3 | | | |
| 0 | JOHNSON, Kedrian | 4-4 | 86:27 | 21.6 | 5-16 | .313 | 0-6 | .000 | 7-8 | .875 | 2 | 8 | 10 | 2.5 | 9 | 0 | 10 | 10 | 1 | 6 | 17 | 4.3 | | | |
| 13 | COTTRELL, Isaiah | 4-4 | 84:53 | 21.2 | 7-30 | .233 | 1-4 | .250 | 1-2 | .500 | 5 | 9 | 14 | 3.5 | 5 | 0 | 3 | 4 | 7 | 1 | 16 | 4.0 | | | |
| 2 | JOHNSON, Kobe | 3-0 | 16:00 | 5.3 | 2-4 | .500 | 1-3 | .333 | 0-2 | .000 | 0 | 0 | 0 | 0.0 | 0 | 0 | 0 | 1 | 0 | 0 | 5 | 1.7 | | | |
| 5 | CARRIGAN, Dimon | 4-0 | 33:39 | 8.4 | 2-8 | .250 | 0-0 | .000 | 1-2 | .500 | 2 | 11 | 13 | 3.3 | 3 | 0 | 1 | 1 | 4 | 1 | 5 | 1.3 | | | |
| 1 | PAULICAP, Pauly | 4-1 | 48:01 | 12.0 | 1-5 | .200 | 0-0 | .000 | 2-2 | 1.000 | 4 | 11 | 15 | 3.8 | 5 | 0 | 0 | 5 | 3 | 1 | 4 | 1.0 | | | |
| 45 | WILSON, Seth | 2-0 | 01:57 | 1.0 | 0-1 | .000 | 0-0 | .000 | 1-2 | .500 | 1 | 0 | 1 | 0.5 | 0 | 0 | 0 | 0 | 0 | 0 | 1 | 0.5 | | | |
| 23 | NDIAYE, Seny | 1-0 | 01:37 | 1.6 | 0-0 | .000 | 0-0 | .000 | 0-0 | .000 | 0 | 0 | 0 | 0.0 | 0 | 0 | 0 | 0 | 0 | 0 | 0 | 0.0 | | | |
| 4 | KING, Jamel | 2-0 | 13:25 | 6.7 | 0-0 | .000 | 0-0 | .000 | 0-1 | .000 | 0 | 0 | 0 | 0.0 | 3 | 0 | 0 | 1 | 0 | 0 | 0 | 0.0 | | | |
| Team | | | | | | | | | | | 4 | 8 | 12 | | | | 7 | | | | | | | | |
| Total | | 4 | 800 | | 87-237 | .367 | 22-71 | .310 | 63-78 | .808 | 46 | 103 | 149 | 37.3 | 57 | 0 | 35 | 55 | 23 | 27 | 259 | 64.8 | | | |
| Opponents | | 4 | 800 | | 109-254 | .429 | 35-98 | .357 | 34-47 | .723 | 47 | 111 | 158 | 39.5 | 79 | 0 | 64 | 53 | 16 | 32 | 287 | 71.8 | | | |

Team Statistics

| | WVU | OPP |
|------------------------|---------------|----------------|
| Scoring | 259 | 287 |
| Points per game | 64.8 | 71.8 |
| Scoring margin | -7.0 | - |
| Field goals-att | 87-237 | 109-254 |
| Field goal pct | .367 | .429 |
| 3 point fg-att | 22-71 | 35-98 |
| 3-point FG pct | .310 | .357 |
| 3-pt FG made per game | 5.5 | 8.8 |
| Free throws-att | 63-78 | 34-47 |
| Free throw pct | .808 | .723 |
| F-Throws made per game | 15.8 | 8.5 |
| Rebounds | 149 | 158 |
| Rebounds per game | 37.3 | 39.5 |
| Rebounding margin | -2.3 | - |
| Assists | 35 | 64 |
| Assists per game | 8.8 | 16.0 |
| Turnovers | 55 | 53 |
| Turnovers per game | 13.8 | 13.3 |
| Turnover margin | -0.5 | - |
| Assist/turnover ratio | 0.6 | 1.2 |
| Steals | 27 | 32 |
| Steals per game | 6.8 | 8.0 |
| Blocks | 23 | 16 |
| Blocks per game | 5.8 | 4.0 |
| Winning streak | 0 | - |
| Home win streak | 2 | - |
| Attendance | 22271 | 29164 |
| Home games-Avg/Game | 2-11136 | 2-14582 |
| Neutral site-Avg/Game | - | 0-0 |

Team Results

| Date | Opponent | | Score | Att. |
|------------|--------------|---|-------|-------|
| 01/01/2022 | at Texas | L | 59-74 | 12864 |
| 01/08/2022 | Kansas St. | W | 71-68 | 11919 |
| 01/11/2022 | Oklahoma St. | W | 70-60 | 10352 |
| 01/15/2022 | at Kansas | L | 59-85 | 16300 |



2021-22 West Virginia Men's Basketball Combined Team Statistics All games

Page 1/1
as of Jan 15, 2022

Game Records

| Record | Overall | Home | Away | Neutral |
|----------------|---------|------|------|---------|
| ALL GAMES | 13-3 | 10-0 | 1-2 | 2-1 |
| CONFERENCE | 2-2 | 2-0 | 0-2 | 0-0 |
| NON-CONFERENCE | 11-1 | 8-0 | 1-0 | 2-1 |

Score by Periods

| Team | 1st | 2nd | OT | TOT |
|---------------|-----|-----|----|------|
| West Virginia | 525 | 579 | 0 | 1104 |
| Opponents | 486 | 519 | 0 | 1005 |

Team Box Score


| No. | Player | | | | Total | | 3-Point | | F-Throw | | Rebounds | | | | | | | | | | | | | | | |
|-----------|------------------|-------|--------|------|---------|------|----------|------|---------|------|----------|-----|-----|------|-----|----|-----|-----|-----|-----|------|------|--|--|--|--|
| | | GP-GS | MIN | AVG | FG-FGA | FG% | 3FG-3FGA | 3FG% | FT-FTA | FT% | OFF | DEF | TOT | AVG | PF | DQ | A | TO | BLK | STL | PTS | AVG | | | | |
| 12 | SHERMAN, Taz | 15-15 | 496:16 | 33.1 | 95-223 | .426 | 28-82 | .341 | 65-83 | .783 | 9 | 35 | 44 | 2.9 | 11 | 0 | 40 | 39 | 4 | 24 | 283 | 18.9 | | | | |
| 22 | MCNEIL, Sean | 15-15 | 525:29 | 35.0 | 79-175 | .451 | 30-74 | .405 | 26-33 | .788 | 6 | 37 | 43 | 2.9 | 12 | 0 | 22 | 19 | 2 | 7 | 214 | 14.3 | | | | |
| 11 | BRIDGES, Jalen | 16-16 | 415:29 | 26.0 | 48-107 | .449 | 18-55 | .327 | 27-33 | .818 | 34 | 53 | 87 | 5.4 | 26 | 0 | 9 | 13 | 16 | 14 | 141 | 8.8 | | | | |
| 10 | CURRY, Malik | 16-0 | 303:25 | 19.0 | 44-99 | .444 | 3-13 | .231 | 36-49 | .735 | 5 | 29 | 34 | 2.1 | 24 | 0 | 27 | 26 | 3 | 17 | 127 | 7.9 | | | | |
| 3 | OSABUOHLEN, Gabe | 15-0 | 264:26 | 17.6 | 29-61 | .475 | 0-2 | .000 | 13-38 | .342 | 40 | 48 | 88 | 5.9 | 45 | 2 | 23 | 24 | 7 | 20 | 71 | 4.7 | | | | |
| 0 | JOHNSON, Kedrian | 16-16 | 331:03 | 20.7 | 25-59 | .424 | 2-17 | .118 | 23-35 | .657 | 8 | 26 | 34 | 2.1 | 42 | 0 | 32 | 27 | 2 | 32 | 75 | 4.7 | | | | |
| 13 | COTTRELL, Isaiah | 16-16 | 266:06 | 16.6 | 28-79 | .354 | 4-19 | .211 | 10-19 | .526 | 13 | 29 | 42 | 2.6 | 22 | 0 | 8 | 14 | 17 | 2 | 70 | 4.4 | | | | |
| 1 | PAULICAP, Pauly | 16-1 | 173:09 | 10.8 | 18-38 | .474 | 0-0 | .000 | 12-19 | .632 | 23 | 34 | 57 | 3.6 | 25 | 0 | 2 | 9 | 14 | 3 | 48 | 3.0 | | | | |
| 5 | CARRIGAN, Dimon | 16-0 | 167:03 | 10.4 | 15-32 | .469 | 0-0 | .000 | 4-11 | .364 | 18 | 31 | 49 | 3.1 | 19 | 0 | 3 | 3 | 17 | 7 | 34 | 2.1 | | | | |
| 2 | JOHNSON, Kobe | 15-1 | 156:28 | 10.4 | 12-27 | .444 | 4-14 | .286 | 0-3 | .000 | 1 | 10 | 11 | 0.7 | 2 | 0 | 5 | 4 | 2 | 5 | 28 | 1.9 | | | | |
| 45 | WILSON, Seth | 8-0 | 45:22 | 5.7 | 2-16 | .125 | 1-9 | .111 | 3-4 | .750 | 2 | 3 | 5 | 0.6 | 6 | 0 | 0 | 0 | 0 | 0 | 8 | 1.0 | | | | |
| 32 | OKONKWO, James | 2-0 | 06:54 | 3.5 | 1-3 | .333 | 0-0 | .000 | 0-0 | .000 | 0 | 2 | 2 | 1.0 | 0 | 0 | 0 | 0 | 0 | 0 | 2 | 1.0 | | | | |
| 24 | THWEATT, Taj | 3-0 | 10:20 | 3.4 | 1-3 | .333 | 1-3 | .333 | 0-0 | .000 | 0 | 0 | 0 | 0.0 | 1 | 0 | 0 | 1 | 0 | 1 | 3 | 1.0 | | | | |
| 4 | KING, Jamel | 4-0 | 18:56 | 4.7 | 0-2 | .000 | 0-2 | .000 | 0-1 | .000 | 0 | 0 | 0 | 0.0 | 3 | 0 | 0 | 1 | 0 | 0 | 0 | 0.0 | | | | |
| 23 | NDIAYE, Seny | 5-0 | 19:33 | 3.9 | 0-2 | .000 | 0-0 | .000 | 0-0 | .000 | 4 | 5 | 9 | 1.8 | 5 | 0 | 0 | 1 | 2 | 0 | 0 | 0.0 | | | | |
| Team | | | | | | | | | | | 24 | 23 | 47 | | | | | 15 | | | | | | | | |
| Total | | 16 | 3200 | | 397-926 | .429 | 91-290 | .314 | 219-328 | .668 | 187 | 365 | 552 | 34.5 | 243 | 2 | 171 | 196 | 86 | 132 | 1104 | 69.0 | | | | |
| Opponents | | 16 | 3200 | | 380-898 | .423 | 106-345 | .307 | 139-215 | .647 | 184 | 391 | 575 | 35.9 | 311 | 8 | 212 | 274 | 40 | 110 | 1005 | 62.8 | | | | |

Team Statistics

| | WVU | OPP |
|------------------------|----------------|----------------|
| Scoring | 1104 | 1005 |
| Points per game | 69.0 | 62.8 |
| Scoring margin | +6.2 | - |
| Field goals-att | 397-926 | 380-898 |
| Field goal pct | .429 | .423 |
| 3 point fg-att | 91-290 | 106-345 |
| 3-point FG pct | .314 | .307 |
| 3-pt FG made per game | 5.7 | 6.6 |
| Free throws-att | 219-328 | 139-215 |
| Free throw pct | .668 | .647 |
| F-Throws made per game | 13.7 | 8.7 |
| Rebounds | 552 | 575 |
| Rebounds per game | 34.5 | 35.9 |
| Rebounding margin | -1.4 | - |
| Assists | 171 | 212 |
| Assists per game | 10.7 | 13.3 |
| Turnovers | 196 | 274 |
| Turnovers per game | 12.3 | 17.1 |
| Turnover margin | +4.9 | - |
| Assist/turnover ratio | 0.9 | 0.8 |
| Steals | 132 | 110 |
| Steals per game | 8.3 | 6.9 |
| Blocks | 86 | 40 |
| Blocks per game | 5.4 | 2.5 |
| Winning streak | 0 | - |
| Home win streak | 10 | - |
| Attendance | 109739 | 33718 |
| Home games-Avg/Game | 10-10974 | 3-11239 |
| Neutral site-Avg/Game | - | 3-4568 |

Team Results

| Date | Opponent | | Score | Att. |
|------------|----------------|---|-------|-------|
| 11/09/2021 | Oakland | W | 60-53 | 9408 |
| 11/12/2021 | Pittsburgh | W | 74-59 | 14100 |
| 11/18/2021 | vs Elon | W | 87-68 | 4213 |
| 11/19/2021 | vs Marquette | L | 71-82 | 4672 |
| 11/21/2021 | vs Clemson | W | 66-59 | 4820 |
| 11/26/2021 | Eastern Ky. | W | 80-77 | 10062 |
| 11/30/2021 | Bellarmine | W | 74-55 | 9523 |
| 12/04/2021 | Radford | W | 67-51 | 11014 |
| 12/08/2021 | UConn | W | 56-53 | 12045 |
| 12/12/2021 | Kent St. | W | 63-50 | 11532 |
| 12/18/2021 | at UAB | W | 65-59 | 4554 |
| 12/22/2021 | Youngstown St. | W | 82-52 | 9784 |
| 01/01/2022 | at Texas | L | 59-74 | 12864 |
| 01/08/2022 | Kansas St. | W | 71-68 | 11919 |
| 01/11/2022 | Oklahoma St. | W | 70-60 | 10352 |
| 01/15/2022 | at Kansas | L | 59-85 | 16300 |



0 | Kedrian Johnson
Guard, 6-3, 185
Senior



1 | Pauly Paulicap
Forward, 6-8, 235
Fifth Year Senior



2 | Kobe Johnson
Guard, 6-3, 210
Freshman



3 | Gabe Osabuohien
Forward, 6-7, 240
Fifth Year Senior



4 | Jamel King
Forward, 6-7, 190
Freshman



5 | Dimon Carrigan
Forward, 6-9, 230
Fifth Year Senior



10 | Malik Curry
Guard, 6-1, 190
Fifth Year Senior



11 | Jalen Bridges
Forward, 6-7, 225
Sophomore



12 | Taz Sherman
Guard, 6-4, 190
Fifth Year Senior



13 | Isaiah Cottrell
Guard, 6-10, 245
r-Freshman



22 | Sean McNeil
Guard, 6-3, 205
Senior



23 | Seny N'diaye
Forward, 6-10, 245
Sophomore



32 | James Okonkwo
Forward, 6-8, 230
Freshman



45 | Seth Wilson
Guard, 6-1, 215
Freshman



BOB HUGGINS
Head Coach



LARRY HARRISON
Associate Head Coach



RON EVERHART
Assistant Coach



ERIK MARTIN
Assistant Coach



JOSH EILERT
Director of Basketball
Operations



JAY KUNTZ
Assistant to the Head
Coach



RYAN MCINTYRE
Video Coordinator