



# BASEBALL

WVU ATHLETIC COMMUNICATIONS  
PO Box 877 | Morgantown, WV 26507-0877  
304.293.2821

WVUSPORTS.com

f WVU Baseball

@WVUBaseball

@WVUBaseball

## GAME 58-61 // NCAA MORGANTOWN REGIONAL

May 31-June 3 | Monongalia County Ballpark (3,500) | Morgantown, West Virginia

### GAME INFORMATION

Friday, May 31 ..... 4 p.m. / 8 p.m.  
Saturday, June 1 ..... 2 p.m. / 7 p.m.  
Sunday, June 2 ..... 12 p.m. / 6 p.m.  
Monday, June 3 (if necessary) ..... 4 p.m.

### LIVE COVERAGE

Live Video ..... ESPN2, ESPN3  
Radio ..... Mountaineer Sports Network  
..... TuneIn Radio or Mountaineer Gameday App  
..... WVUsports.com/Watch  
Live Stats ..... NCAA.com  
Twitter ..... @WVUBaseball



## 2019 SCHEDULE

Overall Record: 37-20

Big 12: 13-11 Non-Conference: 24-9  
Home: 17-5 Away: 17-13 Neutral: 3-2

Fri., Feb. 15	at Kennesaw State ^	L, 5-3
Sat., Feb. 16	at Georgia State ^ (DH)	W, 8-2
Sat., Feb. 16	at Georgia Tech ^ (DH)	L, 5-4 (11 Inn.)
<b>Tue., Feb. 19</b>	<b>Canisius</b>	<b>W, 5-4</b>
Fri., Feb. 22	at Georgia Southern	W, 5-1
Sat., Feb. 23	at Georgia Southern (DH)	W, 3-1
Sat., Feb. 23	at Georgia Southern (DH)	L, 1-0
<b>Wed., Feb. 27</b>	<b>Towson</b>	<b>W, 8-3</b>
Fri., March 1	at No. 3 Oregon State	L, 9-2
Sat., March 2	at No. 3 Oregon State	L, 4-2
Sun., March 3	at No. 3 Oregon State	W, 2-0
<b>Sat., March 9</b>	<b>Kent State (DH)</b>	<b>W, 6-2</b>
<b>Sat., March 9</b>	<b>Kent State (DH)</b>	<b>W, 8-4</b>
<b>Sun., March 10</b>	<b>Kent State</b>	<b>W, 9-7</b>
Tue., March 12	at Morehead State	W, 9-3
Wed., March 13	at Morehead State	L, 9-6
Sat., March 16	at William & Mary (DH)	W, 9-1
Sat., March 16	at William & Mary (DH)	L, 6-4
Sun., March 17	at William & Mary	W, 12-2
<b>Tues., March 19</b>	<b>Youngstown State</b>	<b>W, 14-1</b>
Fri., March 22	at Baylor * - FCS	L, 6-5
Sat., March 23	at Baylor * - FSSW	L, 12-0
Sun., March 24	at Baylor * - FSSW	L, 10-4 (8 Inn.)
Wed., March 27	at Marshall &	W, 15-3
<b>Fri., March 29</b>	<b>No. 19 Oklahoma *</b>	<b>L, 2-1</b>
<b>Sat., March 30</b>	<b>No. 19 Oklahoma *</b>	<b>W, 12-4</b>
<b>Sun., March 31</b>	<b>No. 19 Oklahoma *</b>	<b>W, 5-1</b>
<b>Wed., April 3</b>	<b>Pitt</b>	<b>W, 5-4</b>
Fri., April 5	at No. 23 Oklahoma State * - FCS	W, 11-1
Sat., April 6	at No. 23 Oklahoma State *	L, 9-5
Sun., April 7	at No. 23 Oklahoma State * - FCS	W, 4-2
Wed., April 10	at Maryland	W, 8-1
<b>Fri., April 12</b>	<b>No. 11 Texas Tech *</b>	<b>W, 2-0</b>
<b>Sat., April 13</b>	<b>No. 11 Texas Tech *</b>	<b>W, 4-3</b>
<b>Sun., April 14</b>	<b>No. 11 Texas Tech *</b>	<b>L, 3-0</b>
Wed., April 17	at Penn State	Canceled (Rain)
<b>Sat., April 20</b>	<b>Kansas * (DH)</b>	<b>W, 1-0</b>
<b>Sat., April 20</b>	<b>Kansas * (DH)</b>	<b>W, 4-3 (11 Inn.)</b>
<b>Sun., April 21</b>	<b>Kansas *</b>	<b>L, 6-5</b>
<b>Tues., April 23</b>	<b>Penn State</b>	<b>Canceled (Rain)</b>
Fri., April 26	at Texas * - LHN	W, 3-2
Sat., April 27	at Texas * - LHN	W, 9-8
Sun., April 28	at Texas * - LHN	L, 10-2
<b>Tues., April 30</b>	<b>Marshall</b>	<b>W, 2-0</b>
<b>Fri., May 3</b>	<b>TCU *</b>	<b>L, 14-5</b>
<b>Sat., May 4</b>	<b>TCU * - AT&amp;T SportsNet</b>	<b>L, 6-1</b>
<b>Sun., May 5</b>	<b>TCU *</b>	<b>W, 6-5</b>
Wed., May 8	at Virginia Tech	W, 7-2
Fri., May 10	at Kansas State *	W, 6-0
Sat., May 11	at Kansas State *	L, 8-6
Sun., May 12	at Kansas State *	W, 7-4
Tues., May 14	vs. Pitt #	W, 9-4
<b>Thurs., May 16</b>	<b>George Washington</b>	<b>W, 10-1</b>
<b>Fri., May 17</b>	<b>George Washington</b>	<b>Canceled (Rain)</b>
<b>Sat., May 18</b>	<b>George Washington</b>	<b>W, 13-2</b>
May 22	vs. Kansas %	W, 12-8
May 23	vs. No. 7 Texas Tech %	W, 5-1
May 25	vs. No. 7 Texas Tech % (DH)	L, 10-3
May 25	vs. No. 7 Texas Tech % (DH)	W, 2-0
May 26	vs. No. 11 Oklahoma State %	L, 5-2
<b>May 31</b>	<b>Fordham @</b>	<b>8 p.m.</b>
<b>June 1</b>	<b>Texas A&amp;M/Duke</b>	<b>2 p.m. / 7 p.m.</b>

\* Big 12 Conference Game | ^ Atlanta Challenge, Atlanta & Power Park, Charleston, W.Va. | # PNC Park, Pittsburgh % Phillips 66 Big 12 Championship, Oklahoma City @ NCAA Regional, Morgantown, W.Va.  
Home games, in **bold**, played at Monongalia County Ballpark



### WEST VIRGINIA MOUNTAINEERS

37-20 (13-11 Big 12)	<b>Record</b>	37-21-1 (16-13-1 SEC)
12 / 15	<b>NCBWA / RPI</b>	18 / 15
Randy Mazey (7th)	<b>Head Coach (Season)</b>	Rob Childress (14th)
226-174 (413-334-2, 13th)	<b>Record at School (Overall, Seasons)</b>	576-304-3 (Same)
Darius Hill (69)	<b>Hits Leader</b>	Braden Shewmake (73)
Tyler Doanes (.318)	<b>Avg. Leader (min. 100 AB)</b>	Braden Shewmake (.315)
Alek Manoah (1.85)	<b>ERA Leader (min. 25.0 IP or 15 app.)</b>	John Doxakis (1.84)
Alek Manoah (9)	<b>Wins Leader</b>	John Doxakis, Asa Lacy (7)

### DUKE BLUE DEVILS

31-25 (15-15 ACC)	<b>Record</b>	38-22 (15-9 Atlantic 10)
NR / 44	<b>NCBWA / RPI</b>	RV / 135
Chris Pollard (7th)	<b>Head Coach (Season)</b>	Kevin Leighton (8th)
229-171 (614-489-3, 19th)	<b>Record at School (Overall, Seasons)</b>	219-223-1 (419-341-2, 14th)
Kennie Taylor (79)	<b>Hits Leader</b>	Jake MacKenzie (75)
Kennie Taylor (.333)	<b>Avg. Leader (min. 100 AB)</b>	Jake MacKenzie (.313)
Thomas Girard (1.44)	<b>ERA Leader (min. 25.0 IP or 15 app.)</b>	Anthony Zimmerman (0.76)
Matt Dockman, Ben Gross (6)	<b>Wins Leader</b>	John Stankiewicz (8)

### FORDHAM RAMS

### BY THE NUMBERS

**13** The Mountaineers are making their 13th NCAA Championship appearance in program history and first since 2017, when WVU advanced to its third Regional Final in Winston-Salem, North Carolina.

West Virginia is hosting an NCAA Regional for the second time in team history and first since 1955, when WVU hosted the NCAA District III Championship and Wake Forest won a best-of-three series.

Junior right-hander Alek Manoah is the 19th All-American in program history and the fourth Mountaineer to earn a total of five first team honors. WVU's first First Team All-American since Jedd Gyorko in 2010, Manoah's Collegiate Baseball accolade is the 48th overall All-America accolade in team history and 15th since 2015.



## QUICK FACTS

### General Information

Location . . . . . Morgantown, W.Va.  
 Founded . . . . . 1867  
 Nickname . . . . . Mountaineers  
 Conference . . . . . Big 12  
 Enrollment . . . . . 31,442  
 Colors . . . . . Old Gold (PMS 124 C) and Blue (295 C)  
 President . . . . . Dr. E. Gordon Gee (Utah, '68)  
 Director of Athletics . . . . . Shane Lyons (WVU, '87)  
 Athletic Department Phone . . . . . 304-293-5621  
 Ticket Office Phone . . . . . 1-800-WVU GAME

### Coaches and Staff

Head Coach . . . . . Randy Mazey (7th Season)  
 Alma Mater . . . . . Clemson ('88)  
 WVU Record . . . . . 226-174 (7th Season)  
 Career Record . . . . . 413-334-2 (13th Season)  
 Assistant Coach . . . . . Steve Sabins (4th Season)  
 Alma Mater . . . . . Embry-Riddle ('11)  
 Assistant Coach . . . . . Mark Ginther (1st Season)  
 Alma Mater . . . . . Oklahoma State ('13)  
 Volunteer Assistant . . . . . Zach Barger (1st Season)  
 Alma Mater . . . . . West Virginia ('14)  
 Strength Coach . . . . . Sean Healy (1st Season)  
 Director of Baseball Operations . . . . . Pat Crowe  
 Dir. of Player Development, Dir. of Camps . . . . . Jared Fabian

### Baseball History

First Season . . . . . 1892  
 Seasons . . . . . 124th Season (127 Years)  
 All-Time Record . . . . . 2197-1575-19 (.582)  
 All-Time Big 12 Record (Since 2013) . . . . . 77-87  
 NCAA Tournaments (Record) . . . . . 13 (10-24)  
 1955, 61, 62, 63, 64, 67, 82, 85, 87, 94, 96, 2017, 19  
 Conference Championships . . . . . 19 (14 Reg, 5 Tourney)  
 Regular Season: 1955, 61, 62, 63, 64, 67 (SoCon);  
 1981, 82 (Eastern 8); 1984, 85, 86, 87, 88 (A-10);  
 1996 (Big East)  
 Tournament: 1982 (Eastern 8); 1985, 87, 94 (A-10);  
 1996 (Big East)

### Monongalia County Ballpark

Capacity . . . . . 3,500  
 First Season . . . . . 2015  
 All-Time Record . . . . . 74-41 (.643)  
 Playing Surface . . . . . AstroTurf, Clay Mound  
 Dimensions . . . . . RF/LF - 325, RC/LC - 375, CF - 400

### Team Information

Lettermen Returning/Lost . . . . . 20/10  
 Starters Position Players Returning/Lost . . . . . 7/2  
 Position Players Returning/Lost . . . . . 13/4  
 Pitchers Returning/Lost . . . . . 10/7  
 Newcomers . . . . . 15  
 2017 Record (Big 12) . . . . . 29-27 (9-15, 7th)  
 2017 Postseason . . . . . Big 12 Championship Semifinals

## FOLLOWING THE MOUNTAINEERS

Website . . . . . WVUsports.com  
 Twitter . . . . . @WVUBaseball  
 Facebook . . . . . /WVUBaseball  
 Instagram . . . . . @WVUBaseball  
 Coach Mazey . . . . . @CoachMazey

### WVUsports.com

For official news, notes and more on the Mountaineer baseball team, visit WVUsports.com, the official website of the West Virginia University Mountaineers

### Social Media: @WVUBaseball

Don't miss a pitch this season by following and connecting with the Mountaineers on social media. By following @WVUBaseball on Twitter, Facebook and Instagram, fans will get official news and notes, behind-the-scenes updates and an exclusive look at the team both on and off the field.

### Online Streaming

Every WVU home game will feature a free video stream on WVUsports.com/Watch and the WVU Gameday App. Links to each broadcast, along with road games being live streamed by the home team, can be found on the baseball schedule page on WVUsports.com.

Fans also can access the video streams via Roku and Apple TV by searching for the "West Virginia Mountaineers" channel.

Additionally, select practices, interviews and more will be broadcast live on Facebook or Periscope and can be accessed by following the team at @WVUBaseball.

## MOUNTAINEERS ON THE RADIO

Full Schedule		
Market	Station	Frequency
Morgantown	"Jack-FM" WZST	100.9
Clarksburg	WPDX-FM/AM	104.9/750
Hinton	WMTD-FM	102.3
Richwood	WVAR-AM	600
Summersville	WVAR-FM	98.1
Sutton-Gassaway	WSBG-AM	1490
Sutton-Flatwoods	WSGB-FM	96.5

Partial Season (Check Local Listings)		
Market	Station	Frequency
Charleston	WJYP-AM	1300
Charleston	WMON-AM	1340
Charleston	WSCW-AM	1410
Martinsburg	WRNR-AM/FM	740/106.5
Martinsville	WETZ-AM/FM	1330/93.1

Postseason		
Market	Station	Frequency
Beckley-Fayetteville	WVBD-FM	100.7

### Radio

WVU baseball can be heard on the radio throughout the state on the Mountaineer Sports Network from IMG. Dan Zangrilli will have the play-by-play call, while Ernie Galusky provides color commentary.

### Radio Schedule

The 35-game radio schedule begins on March 22 with the Big 12 Conference opener at Baylor, and continues with every game through the end of the season, including the postseason.

### Listen for Free Online and on Mobile

Fans across the world can listen to every broadcast for free on the WVU Gameday App and the TuneIn App on their mobile device, as well as online at WVUsports.com/Watch.

## MEDIA INFORMATION

The West Virginia University Athletic Communications Office will be available throughout the 2019 season to accommodate any media requests.

### Interviews During the Week

Any member of the media wishing to interview a student-athlete or member of the coaching staff during the week are asked to contact WVU baseball SID Charlie Healy (Charles.Healy@mail.wvu.edu or 304-293-2821) at least 24 hours in advance.

### Postgame Interviews

Postgame interviews for all home games with coach Randy Mazey and select student-athletes will take place on the field 10 minutes following the conclusion of the game.

### Receiving Information

Media members may receive press releases, notes and more via e-mail. To be added to the e-mail list, please e-mail Charles.Healy@mail.wvu.edu.

### WVUsports.com

Visit WVUsports.com for player and coaching staff bios, the latest news, stories and updated stats and the WVU baseball media guide and record book.

### Athletic Communications

Baseball SID . . . . . Charlie Healy  
 Office Phone . . . . . 304-293-2821  
 Cell Phone . . . . . 304-692-9140  
 E-mail . . . . . Charles.Healy@mail.wvu.edu  
 Twitter . . . . . @CharlieHealy4  
 Fax . . . . . 304-293-4105  
 Mailing Address . . . . . PO Box 0877  
 Morgantown, WV 26507-0877

## Quick Hits: Key Team Notes

- The 2019 season marks the **127th year of baseball** at West Virginia. Founded in 1892, WVU owns an all-time record of 2,197-1,575-19 and is the second-oldest program in the Big 12.
- West Virginia is making its **13th NCAA Championship appearance** in program history and is hosting its first regional since 1955. Prior to WVU's NCAA trip in 2017, it last made the NCAA Championship in 1996.
- **Coach Randy Mazey** is in his seventh season at the helm and owns a 226-174 record in Morgantown. He is the fourth-winningest coach in team history and the fifth to eclipse the 200-win mark. He won his 205th game on March 31, 2019, passing Ira Errett Rodgers (204-209-4 from 1921-42, 1946) for fourth place on the all-time list. Mazey is 413-334-2 in his career, while his 200th win as a Mountaineer came on March 16, 2019.
- The Mountaineers play at **Monongalia County Ballpark, one of the finest facilities in the country** and the newest Big 12 ballpark. WVU is 74-41 (.643) in the venue since it opened in 2015 and holds a .728 winning percentage (59-22) since April 2016. Additionally, 20 of the top 25 home crowds in WVU history have come at Monongalia County Ballpark, which seats 3,500.
- West Virginia is **37-20 on the season**, 17-5 at home, 17-13 on the road, 10-1 in midweek contests and 9-7 against top-25 teams. West Virginia has won 30 or more games in four of Mazey's seven seasons.
- WVU's **37 regular-season wins are tied for its second-most in program history** (1998, 2009) and three shy of the record of 40, set in 1994.
- West Virginia is nationally ranked for the seventh consecutive week, coming in as high as No. 13 in this week's D1Baseball ranking. WVU's **No. 13 ranking is its highest since at least 1982**, when the Mountaineers finished the 1982 season No. 16 in the final Collegiate Baseball Newspaper poll.
- The Mountaineers were **one of two teams to win six Big 12 series**, which was their most conference series wins in a single season since winning six Big East series in 2003. WVU's 13 Big 12 wins and 13-11 record is tied for its best Big 12 mark, matching a 13-11 slate in 2013. West Virginia also won five consecutive conference series for the first time since winning six in a row in 2003.
- WVU made the **Big 12 Championship Game** for the second time in four years and is one of two teams to make four consecutive Big 12 semifinals.
- A **program-record 3,494 fans** saw WVU walk off No. 11 Texas Tech, 4-3, on April 13, which eclipsed the previous record of 3,487, set 10 days earlier in a 5-4 win over Pitt, 5-4, on April 3.
- Junior Alek Manoah is the **19th All-American** in program history and fourth to earn first team honors. The 48th overall All-America award in team history and 15th since 2015, it is WVU's first First Team All-American since 2010.
- Mazey was named the **Big 12 Coach of the Year** and Manoah was named the **unanimous Big 12 Pitcher of the Year**. Mazey is the first coach in program history selected as the Big 12 Coach of the Year, while Manoah joins left-hander Harrison Musgrave in 2013 as WVU's Big 12 Pitcher of the Year award winners. Manoah, also on the All-Big 12 First Team, is joined by five Mountaineers on the second team and three honorable mention selections. WVU's 11 total Big 12 accolades are its second-most since joining the league, and the five second team honors are its most.
- For **more on Alek Manoah**, see pages 10-11 of these notes, which includes a breakdown of his awards, records and season and career statistics.
- Junior Nick Snyder was named the **Perfect Game National Pitcher of the Week** after he came a strike away from a no hitter in a dominating 16-strikeout, one-hit, no-walk complete game shutout performance on April 30.
- The Mountaineers beat No. 3 Oregon State, 2-0, on March 3, a win that is **tied for WVU's highest-ranked win in program history**. In Corvallis, Oregon, the Mountaineers handed the Beavers, the defending NCAA champions, their first loss of the season.
- With the win at No. 3 OSU, **WVU improved to 3-2 all-time against defending national champions**, with all five games coming on the road.
- Junior Kade Strowd was named the **Big 12 Pitcher of the Week** on March 4, a day after he took a no hitter into the seventh inning to lead WVU to a 2-0 upset win at No. 3 Oregon State.
- On Opening Day, Manoah struck out a career-best 13 batters in just 6.0 innings pitched and allowed one earned run on five hits with no walks on Feb. 15 at Kennesaw State. He was named one of **Collegiate Baseball's National Players of the Week** on Feb. 18, as his 13 strikeouts are the most by a Mountaineer since the 2016 season, when Michael Grove had 13 strikeouts twice and Chad Donato had 13 once.
- Nearly half of the Mountaineers' 54-game schedule, **24 games, is against teams that made the 2018 NCAA Tournament**. That includes nine games against teams that advanced to the 2018 College World Series, with a three-game series at Oregon State, the 2018 national champions, along with a home series against Texas Tech and a road set at Texas. NCAA Tournament teams also include Oklahoma, Canisius and Kent State at home and Baylor, Oklahoma State and Morehead State on the road.
- The Mountaineers played **18 of their first 24 games away from home**, with two of the six home games, Canisius on Feb. 19 and Towson on Feb. 27, added to the schedule the day before and three days before, respectively.
- The added games against Canisius and Towson marked the **earliest home games in program history** and the first-ever February home games.
- Senior Darius Hill was voted to the **Preseason All-Big 12 Team** by the league's coaches.
- Junior Sam Kessler was recognized on the NCBWA **Stopper of the Year Award** Watch List.
- WVU's **36-man roster** features five seniors, 11 juniors, five sophomores and 15 freshmen. With several two-way players, four are catchers, 12 are infielders, nine are outfielders and 20 are pitchers. That includes 16 right-handers and four leftys.
- This year's freshman class is the **highest-ranked recruiting class in program history**. The signing class of 15 student-athletes was ranked No. 26 in the nation by Perfect Game, the best in WVU history and the first in the top 30.
- WVU was **picked to finish sixth in the Big 12 Preseason Coaches' Poll**. West Virginia has advanced to three consecutive Big 12 Championship semifinals and has finished fourth in the final standings in three of its first six years in the league.
- **Four Mountaineers were drafted last year**, and WVU has had 20 draft selection in coach Randy Mazey's six seasons, the most draft picks in a six-year stretch in team history. Highlighting the 2018 draft class was Michael Grove, who was picked by the Los Angeles Dodgers in the second round and became the fourth Mountaineer ever picked in the top two rounds and 11th in the top 10. He is WVU's highest draft pick since 2010.
- A pair of former Mountaineer left-handers **made their Major League debuts last season**, as Harrison Musgrave and John Means were called up by the Colorado Rockies and Baltimore Orioles, respectively. Musgrave made his debut on April 23 and made 35 relief appearances in 2018, while Means pitched in one game, on Sept. 26.
- With Musgrave and Means' debuts, **24 Mountaineers in program history have played in the big leagues**, and Means and Musgrave are the first players coached by Randy Mazey at WVU to earn an MLB call-up.
- Three Mountaineers are **currently playing on MLB Teams**. Musgrave, with the Rockies, and Means, with the Orioles, are joined by West Virginia native Jedd Gyorko of the St. Louis Cardinals. Gyorko will begin his seventh MLB season in 2019.
- A total of **17 former Mountaineers played professional baseball** last season.



## Honoring The Mountaineers

### **Coach Randy Mazey**

Big 12 Coach of the Year

### **Ryan Bergert**

Big 12 All-Tournament Team

### **Tyler Doanes**

All-Big 12 Honorable Mention

Big 12 All-Tournament Team

### **Ivan Gonzalez**

All-Big 12 Second Team

### **Darius Hill**

All-Big 12 Second Team

Academic All-Big 12 First Team May 14

Preseason All-Big 12 Team

College Baseball Daily All-Big 12 Preseason Team

Senior CLASS Award Candidate

### **Marques Inman**

All-Big 12 Second Team

College Baseball Daily

All-Big 12 Preseason Honorable Mention

### **Sam Kessler**

All-Big 12 Second Team

NCBWA Stopper of the Year Award Watch List

College Baseball Daily All-Big 12 Preseason Team

### **TJ Lake**

Academic All-Big 12 First Team May 14

### **Alek Manoah**

*A list of Alek Manoah's awards can be found on page 10 of these notes*

### **Paul McIntosh**

All-Big 12 Second Team

WVU Student-Athlete of the Week April 1

### **Dillon Meadows**

Academic All-Big 12 First Team May 14

### **Zach Reid**

Academic All-Big 12 Second Team May 14

### **Nick Snyder**

All-Big 12 Honorable Mention

Academic All-Big 12 First Team May 14

Perfect Game National Pitcher of the Week May 7

One of Collegiate Baseball Newspaper's

National Players of the Week May 6

WVU Student-Athlete of the Week May 6

### **Kade Strowd**

Big 12 Pitcher of the Week March 4

### **Brandon White**

All-Big 12 Honorable Mention

Big 12 All-Tournament Team

## Mountaineers Host NCAA Regionals

MORGANTOWN, W.Va. (May 30, 2019) – The No. 15-seeded West Virginia University baseball team hosts the 2019 NCAA Morgantown Regional from Friday, May 31 – Monday, June 3, at Monongalia County Ballpark.

The Mountaineers (37-20) are making their 13th NCAA Championship appearance in program history and first since 2017. WVU earned an at-large berth and will host an NCAA Regional for the second time in school history and first since 1955.

West Virginia, seeded No. 1 in the regional and ranked No. 13 nationally, will host No. 2-seeded and 17th-ranked Texas A&M, No. 3-seed Duke and No. 4-seed Fordham. The Mountaineers open play against Fordham on Friday, May 31, at 8 p.m. ET, on ESPN3, while Texas A&M and Duke will meet in Friday's first game, at 4 p.m.

On Saturday, June 1, the winners of Friday's games will play at 7 p.m., while the losers will meet at 2 p.m. in an elimination game. On Sunday, the winner of Saturday's elimination game and the loser of Saturday's winner's bracket contest will square off at noon, and the winners advance to the Regional Final to play the winner of Saturday's winner's bracket game at 6 p.m. If necessary, a seventh game will be played on Monday, at 4 p.m.

West Virginia welcomes Texas A&M, Duke and Fordham to Morgantown for the first time, while A&M is the first SEC baseball team to ever play at WVU.

WVU's last NCAA appearance came in 2017, when the Mountaineers advanced to its third Regional Final in program history in Winston-Salem, North Carolina. The last time West Virginia hosted an NCAA event was the 1955 NCAA District III Championship, when Wake Forest won a best-of-three series, 2-1.

The Mountaineers enter the NCAA Championship with a 37-20 record and a 17-5 mark at home. WVU's 37 wins are tied for its second-most in program history. West Virginia, ranked in the top-25 in each major poll and as high as No. 13, finished fourth in the Big 12, the No. 2-ranked RPI conference in the country, with a 13-11 record.

Texas A&M enters the Morgantown Regional with a 37-21-1 overall record and a 16-13-1 mark in the SEC to finish fourth in the western division. The Aggies are ranked in the top-25 in each major poll and come in as high as No. 17 in this week's Perfect Game poll.

Duke, an at-large team from the ACC, is making its eighth NCAA Tournament appearance and owns a 16-16 mark. The Blue Devils own a 31-25 overall record and a 15-15 mark in the ACC and placed fourth in the Coastal Division.

Fordham, the Atlantic 10 Conference Tournament champion, is making its eighth NCAA Championship appearance and first since 1998. The Rams posted a 38-22 overall record and went 15-9 in the A-10 to finish fourth. Fordham is receiving votes in this week's NCBWA poll.

Fan information on the 2019 NCAA Baseball Regional, including information on Monongalia County Ballpark, WVU's clear bag policy, tickets and a parking map is available at [WVUsports.com/MorgantownRegional](http://WVUsports.com/MorgantownRegional).

## Following Along

There are a number of ways to follow along with this weekend's action.

- Every game will be broadcast on the ESPN family of networks and can be found on WatchESPN. WVU will open NCAA action on ESPN3.
- Fans can listen to the games on the Mountaineer Sports Network from Learfield IMG College on various affiliates throughout the state, while fans across the country can tune into the broadcast online at [WVUsports.com/Watch](http://WVUsports.com/Watch) and on the WVU Gameday and TuneIn Radio Apps.
- Live stats can be found at [NCAA.com](http://NCAA.com).
- Direct links to video and radio streams and live stats are available on the baseball schedule page on [WVUsports.com](http://WVUsports.com).
- Additional behind-the-scenes updates, news and notes can be found on social media by following and connecting with the team on Twitter, Facebook and Instagram at [@WVUBaseball](https://twitter.com/WVUBaseball).

## On Deck: NCAA Super Regional

The winner of the NCAA Morgantown Regional will advance to the Super Regional and face the winner of the Nashville Regional, hosted by No. 2-national seed Vanderbilt. The best-of-three series will be held from June 7-9 or June 8-10 and will be hosted by the highest-seeded team.



## WVU's Record When...

	Overall	Big 12
Home	17-5	7-5
Road	17-13	6-6
Neutral	3-2	0-0
Day Games	25-15	9-8
Night Games	12-5	4-3
vs. Top 25	9-7	6-3
Following Loss	15-4	6-5
TV Game	7-7	4-5
WVU Scores First	28-11	9-6
Opponent Scores First	9-9	4-5
WVU Scores in the 1st	19-8	8-4
Opp. Scores in the 1st	5-6	4-4
vs. Right-Handed Starter	27-13	9-7
vs. Left-Handed Starter	10-7	4-4
Hitting One Home Run	11-7	6-3
Hitting 2+ Home Runs	11-3	2-2
Not Hitting a Home Run	15-10	5-6
Shutouts	6-3	3-2
Extra Innings	1-1	1-0
Out-Hit Opponent	29-6	9-1
Equal Number of Hits	4-1	2-1
Get Out Hit by Opponent	4-13	2-9
One-Run Games	8-5	6-3
Two-Run Games	7-4	2-1
Five+ Run Games	15-7	3-5
Leading After 6	28-5	6-3
Trailing After 6	3-15	3-8
Tied After 6	6-0	4-0
Leading After 7	27-2	5-2
Trailing After 7	5-18	5-9
Tied After 7	5-0	3-0
Leading After 8	32-0	8-0
Trailing After 8	2-17	2-9
Tied After 8	3-2	3-1
Commit 0 Errors	14-5	6-3
Commit 1 Error	15-8	4-5
Commit 2+ Errors	8-7	3-3
Score 0-2 Runs	5-9	2-5
Score 3-5 Runs	10-9	5-5
Score 6-9 Runs	14-2	4-1
Score 10 or More Runs	8-0	2-0
Allow 0-2 Runs	22-2	7-1
Allow 3-5 Runs	12-5	5-1
Allow 6-9 Runs	3-8	1-5
Allow 10 or More Runs	0-5	0-4
On Grass	13-11	2-4
On Turf (Away from Home)	7-4	4-2
February	5-3	0-0
March	11-8	2-4
April	10-4	8-4
May	11-5	3-3
Monday	0-0	0-0
Tuesday	5-0	0-0
Wednesday	6-1	0-0
Thursday	1-0	0-0
Friday	6-5	4-3
Saturday	11-9	5-4
Sunday	8-5	4-4

## Mountaineers Ranked for Seventh Consecutive Week

For the seventh consecutive week, WVU is in the national rankings and appears in all six major polls.

- The Mountaineers check in as high as No. 13 in this week's D1Baseball top-25. WVU is No. 15 in the NCBWA rankings and in the Coaches Poll, No. 17 in the Baseball America top-25, No. 18 in the Perfect Game poll and No. 22 by Collegiate Baseball. Additionally, WVU is No. 13 in the latest NCAA RPI.
- West Virginia's No. 13 ranking is its highest since at least 1982, when the Mountaineers finished the 1982 season No. 16 in the final Collegiate Baseball Newspaper poll.
- WVU is ranked for more than two weeks in a season for the first time in seventh-year coach Randy Mazey's tenure.
- The Mountaineers' appearance in this week's polls is the 10th time they have been ranked since 1982, with all 10 appearances, seven times in 2019, twice in 2017 and once in 2018, coming under Mazey.
- WVU is one of four Big 12 Conference teams ranked in at least one national poll this week.

Week	NCBWA	Baseball America	D1 Baseball	Coaches	Collegiate Baseball	Perfect Game	RPI
4/8	RV	NR	NR	RV	NR	NR	17
4/15	23	25	20	24	NR	24	16
4/22	20	18	17	20	30	22	19
4/29	19	17	17	20	28	18	16
5/6	21	21	22	23	NR	20	21
5/13	20	19	21	21	26	17	17
5/20	18	19	19	20	24	17	15
5/27	15	17	13	15	22	18	13

## Mountaineers in the NCAA Rankings

In the national statistical rankings, the Mountaineers are No. 6 nationally in hits allowed per nine innings (7.22), No. 8 in strikeouts per nine innings (10.1), No. 10 in shutouts (6), No. 17 in WHIP (1.26) and No. 23 in ERA (3.63). WVU's 93 stolen bases, which is third-most in a single season in program history, leads the Big 12 and is No. 30 in the NCAA, while West Virginia's 110 doubles and 29 sacrifice flies rank No. 2 in the conference.

Individually, junior right-hander Alek Manoah's 135 strikeouts, a school record, ranks No. 5 in the country. He is No. 10 in WHIP (0.88), No. 17 in ERA (1.85), No. 19 in strikeout-to-walk ratio (5.87), No. 21 in hits allowed per nine innings (5.89), No. 22 in wins (9), No. 24 in games started (15), No. 33 in strikeouts per nine innings (11.87), and No. 36 in complete games (2).

Junior left-hander Nick Snyder is No. 7 in the NCAA in strikeouts per nine innings (13.86) and No. 9 in hits allowed per nine innings (5.43), while he is No. 3 in the Big 12 in ERA (2.71) and wins (8).

Senior right fielder Darius Hill ranks No. 6 in the country with 23 doubles, while his 77 career doubles are a WVU record and two shy of the Big 12 record of 79. Junior center fielder Brandon White is second in the Big 12 in stolen bases (26) and sacrifice bunts per game (2). Sophomore second baseman Tyler Doanes is third in the league in doubles (20) and sacrifice flies (6), while junior right-hander Sam Kessler is third in saves (8) and freshman shortstop Tevin Tucker is third in stolen bases (19).

Statistic	Player	Total	NCAA	Big 12
Complete Games	Alek Manoah	2	36	3
	Nick Snyder	1	117	5
Doubles	Darius Hill	23	6	1
	Tyler Doanes	20	35	3
Doubles/Game	Darius Hill	0.40	18	2
	Tyler Doanes	0.36	54	6
ERA	Alek Manoah	1.85	17	1
	Nick Snyder	2.71	86	3
Games Started	Alek Manoah	15	24	1
	Kade Strowd	15	24	1
Hits Allowed/9 Inn.	Nick Snyder	5.43	9	1
	Alek Manoah	5.89	21	2
Sacrifice Bunts	Brandon White	9	53	3
	Tevin Tucker	8	90	4
Sac Bunts/Game	Brandon White	0.16	80	2
	Tevin Tucker	0.14	140	7
Sacrifice Flies	Tyler Doanes	6	38	3
Saves	Sam Kessler	8	79	3
Stolen Bases	Brandon White	26	37	2
	Tevin Tucker	19	94	3
	Tyler Doanes	18	114	4
SB/Game	Brandon White	0.47	45	2
	Tevin Tucker	0.33	126	3
	Tyler Doanes	0.32	142	4
K to BB Ratio	Alek Manoah	5.87	19	2
Strikeouts	Alek Manoah	135	5	1
	Nick Snyder	97	74	4
Strikeouts/9 Inn.	Nick Snyder	13.86	7	1
	Alek Manoah	11.87	33	2
Wins	Alek Manoah	9	22	1
	Nick Snyder	8	52	3
WHIP	Alek Manoah	0.88	10	1
	Nick Snyder	1.10	89	5
BB Allowed/9 Inn.	Alek Manoah	2.02	103	5

Players in the top 50 nationally or top 10 in the Big 12

## Mazey Climbing Up the Wins Chart

Coach Randy Mazey is in his seventh season at WVU and is 226-174.

- Mazey is the fourth-winningest coach in program history and passed Ira Errett Rodgers (204-209-4 from 1921-42, 1946) for fourth place on the all-time wins list on March 31, 2019, with a 5-1 win over No. 19 Oklahoma. Steve Harrick is third on the all-time wins list, with a 333-162-1 mark, from 1948-67.
- Mazey became the fifth coach in program history to eclipse the 200-win mark on March 16, 2019, with a 9-1 win at William & Mary.
- Mazey is the first coach in program history to be named the Big 12 Coach of the Year, when he collected the accolade in 2019. It is his third conference Coach of the Year honor.
- After leading WVU to the NCAA Tournament in 2017, Mazey was named the East Regional Coach of the Year by the American Baseball Coaches Association (ABCA) and the Chuck Tanner College Coach of the Year Award by the Rotary Club of Pittsburgh.
- Mazey joins Errett Rodgers, Steve Harrick, Dale Ramsburgh (1968-94) and Greg Van Zant (1995-2012) with at least 100 wins at WVU. All five also have 200 wins at West Virginia.
- In his career, Mazey is 413-334-2 and earned his 400th win on April 20, 2019.



### Series History vs. Texas A&M

All-Time First Meeting

West Virginia and Texas A&M have never met on the diamond. WVU is 18-46 all-time against SEC squads, with the last game coming in 2010, a 6-0 loss to Kentucky in Myrtle Beach, South Carolina. In the NCAA Championship, the Mountaineers are 2-6 against the SEC. Most recently, WVU and Tennessee split a pair of games in Clemson, South Carolina, in the 1996 NCAA Regional. West Virginia earned an 8-4 win before a 10-4 defeat.

This weekend's visit to Monongalia County Ballpark by Texas A&M is the first by an SEC baseball team to Morgantown.

### Series History vs. Duke

All-Time Duke Leads 7-3

Last Meeting W, 3-1, 2/28/2014

In Morgantown 0-0

In Durham, North Carolina 2-6

Neutral Site 1-1

In the NCAA Championship 0-1

Under Coach Mazey (Since 2013) 1-0

Date	Site	Result
4/21/1930	Durham	L, 22-11
4/5/1950	Durham	L, 9-3
4/6/1950	Durham	L, 9-5
6/3/1961	Gastonia, N.C. *	L, 7-3
2/25/1994	Durham	W, 12-8
2/26/1994	Durham	W, 3-1
2/27/1994	Durham	L, 4-3
2/25/1995	Durham	L, 14-8
2/26/1995	Durham	L, 13-3
2/28/2014	Myrtle Beach, S.C.	W, 3-1

\* NCAA Tournament Game

West Virginia is 3-7 all-time against Duke, following a 3-1 victory in 2014 in Myrtle Beach, South Carolina. WVU and Duke have met in the NCAA Championship before, in 1961, where West Virginia lost a 7-3 matchup. The first meeting between the two teams came in 1930, in Durham, while the Blue Devils are making their first trip to Morgantown.

### 1961 NCAA District III - Gastonia, N.C.

#### May 28 | Wake Forest 5, West Virginia 1

	1	2	3	4	5	6	7	8	9	R	H	E
Duke	0	0	0	0	3	0	1	3	7	1	1	3
West Virginia	0	1	0	0	0	0	0	0	2	3	2	1

### Series History vs. Fordham

All-Time West Virginia leads, 3-1

Last Meeting 2003

In Morgantown 0-0

In New York, New York 1-1

Neutral Site 2-0

Under Coach Mazey 0-0

Date	Site	Result
5/2/1918	New York	L, 3-0
5/3/1920	New York	W, 6-5
2/22/2003	Wilmington, N.C.	W, 3-1
2/23/2003	Wilmington, N.C.	W, 9-5

West Virginia owns a 3-1 record against Fordham, following a pair of wins in 2003 in Wilmington, North Carolina, 3-1 and 9-5. The two teams first met in 1918, a 3-0 home victory for Fordham. The Mountaineers and Rams have never played in Morgantown.

### Statistical Comparison

(NCAA/Conference Rankings in parentheses)



Record (Conf.)	37-20 (13-11)	37-21-1 (16-13-1)	31-25 (15-15)	38-22 (15-9)
Home	17-5	23-10-1	18-14	20-4
Road (Neutral)	16-13 (4-2)	10-9 (4-2)	10-9 (3-2)	17-17
vs. Top-25	9-7	11-12	0-0	0-0
Win-Loss Pct.	.649 (42/4)	.636 (47/6)	.554 (108/9)	.633 (48/2)

#### Hitting Statistics

Batting Avg.	.261 (184/6)	.249 (240/13)	.0271 (128/9)	.253 (227/8)
Hits	490 (163/7)	481 (177/12)	531 (90/10)	495 (144/6)
Runs	320 (140/6)	318 (143/11)	341 (101/10)	298 (178/8)
Runs Per Game	5.6 (160/6)	5.4 (196/13)	6.1 (113/10)	5.0 (240/11)
Doubles	110 (40/2)	72 (257/14)	98 (110/12)	99 (105/5)
Triples	9 (199/7)	12 (131/4)	17 (40/3)	13 (110/4)
Home Runs	47 (96/6)	36 (155/14)	44 (111/10)	25 (233/10)
On Base Pct.	.350 (212/8)	.330 (275/14)	.362 (145/13)	.337 (258/12)
Slugging Pct.	.404 (124/5)	.355 (236/14)	.405 (119/11)	.355 (235/9)
Walks	242 (117/7)	206 (212/14)	231 (145/13)	197 (230/12)
Stolen Bases	93 (30/1)	39 (223/14)	64 (94/7)	177 (1/1)
SB-Attempts	93-133	39-55	64-75	177-225
Sacrifice Bunts	29 (111/4)	34 (65/2)	19 (219/6)	49 (9/1)
Sacrifice Flies	29 (44/2)	26 (73/7)	25 (86/9)	28 (53/1)
Hit by Pitch	33 (274/7)	41 (236/14)	63 (86/3)	67 (70/5)

#### Pitching Statistics

ERA	3.63 (23/1)	3.04 (3/1)	4.17 (67/5)	3.08 (4/1)
K-to-BB Ratio	2.46 (41/2)	3.32 (1/1)	2.10 (89/8)	2.41 (48/2)
K per 9 Inn.	10.1 (8/1)	10.9 (2/1)	9.8 (18/3)	10.0 (10/1)
BB per 9 Inn.	4.08 (119/5)	3.29 (25/2)	4.68 (207/9)	4.16 (126/6)
Hits per 9 Inn.	7.22 (6/1)	7.40 (9/3)	8.44 (61/5)	7.24 (7/1)
WHIP	1.26 (17/1)	1.19 (5/2)	1.46 (115/9)	1.27 (20/2)
Opponent BA	.218	.222	.248	.220
Shutouts	6 (10/1)	6 (10/3)	5 (26/2)	5 (26/1)

#### Fielding Statistics

Fielding Pct.	.971 (100/5)	.971 (110/12)	.967 (162/10)	.970 (116/3)
Double Plays	36 (170/7)	35 (181/7)	30 (232/14)	42 (84/2)
Triple Plays	0	0	0	0

#### National Rankings

NCBWA	15	18	NR	RV
Baseball America	17	20	NR	NR
D1 Baseball	13	18	NR	NR
USA Today Coaches	15	19	NR	NR
Collegiate Baseball	22	25	NR	NR
Perfect Game	18	17	NR	NR
RPI	13	15	44	135

# WVU'S NCAA TOURNAMENT HISTORY

## NCAA Breakdown

<b>NCAA Tournament Appearances</b>	13
1955, 1961, 1962, 1963, 1964, 1967, 1982, 1985, 1987, 1994, 1996, 2017, 2019	
<b>NCAA District/Regionals Hosted</b>	2
(1955, 2019)	
<b>NCAA District/Regional Finals</b>	3
(1961, 1982, 2017)	
<b>NCAA Super Regional Appearances</b>	0
<b>NCAA College World Series Appearances</b>	0

## MOUNTAINEERS IN THE NCAA TOURNAMENT AND THE MAJOR LEAGUES

Jim Heise (1955)	MLB Debut: 1957, Washington Senators
Buck Guth (1967)	MLB Debut: 1972, Minnesota Twins
Scott Seabol (1996)	MLB Debut: 2001, New York Yankees

## Record Breakdown

<b>Overall Record</b>	10-24 (.294)
-----------------------	--------------

## RECORD VS. OPPONENT

Arkansas	0-1	Michigan	0-1
Auburn	1-1	Mississippi State	0-1
Clemson	0-3	Old Dominion	1-0
Duke	0-1	Ole Miss	0-1
East Carolina	1-1	Rider	1-0
Florida	0-2	South Carolina	0-2
Florida State	1-2	Tennessee	1-1
Ga. Southern	1-0	Wake Forest	1-7
Maryland	2-0		

## RECORD BY CONFERENCE

ACC	1-11	NEC	1-0
Big Ten	2-1	SEC	2-6
ECAC South	2-0	Southern	1-0
Independent	1-5	Southwest	0-1

\* Membership listed as when played

## RECORD BY SEED

As #2 seed	2-2	vs. #1 seed	0-3
As #5 seed	3-4	vs. #2 seed	1-3
		vs. #3 seed	3-0
		vs. #6 seed	1-0

\* West Virginia was seeded fifth in 1994 and 1996, when regionals hosted eight teams. Regional seeding began in 1988.

## RECORD BY SITE

Morgantown, West Virginia	1-2
Clemson, South Carolina	2-2
Columbia, South Carolina	2-2
Gastonia, North Carolina	2-10
Huntsville, Alabama	0-2
Miami, Florida	0-2
Starkville, Mississippi	0-2
Winston-Salem, North Carolina	2-2

## Year-By-Year Results

### 1955 – District 3 (Morgantown, W.Va.) – 1-2

May 28: Wake Forest 5, West Virginia 1
May 30: West Virginia 9, Wake Forest 7
May 31: Wake Forest 6, West Virginia 5

### 1961 – District 3 (Gastonia, N.C.) – 1-2

June 1: Florida State 3, West Virginia 1
June 2: West Virginia 4, Florida State 3
June 3: Duke 7, West Virginia 3

\* Reached District Final

### 1962 – District 3 (Gastonia, N.C.) – 0-2

May 31: Wake Forest 8, West Virginia 3
June 1: Florida State 6, West Virginia 5

### 1963 – District 3 (Gastonia, N.C.) – 1-2

May 30: Wake Forest 4, West Virginia 3
May 30: West Virginia 2, Auburn 1
June 1: Wake Forest 12, West Virginia 8

### 1964 – District 3 (Gastonia, N.C.) – 0-2

May 28: Ole Miss 11, West Virginia 0
May 28: East Carolina 6, West Virginia 5

### 1967 – District 3 (Gastonia, N.C.) – 0-2

June 2: Auburn 8, West Virginia 3 (12 innings)
June 3: Clemson 5, West Virginia 0

### 1982 – East Regional (Columbia, S.C.) – 2-2

May 27: South Carolina 7, West Virginia 0
May 28: West Virginia 7, Old Dominion 6 (10)
May 29: West Virginia 4, East Carolina 1
May 30: South Carolina 2, West Virginia 1

\* - Reached East Regional Final

### 1985 – South I Regional (Starkville, Miss.) – 0-2

May 23: (1) Mississippi State 10, West Virginia 1
May 26: Michigan 9, West Virginia 2

### 1987 – South I Regional (Huntsville, Ala.) – 0-2

May 21: Clemson 8, West Virginia 0
May 22: Arkansas 7, West Virginia 2

### 1994 – Atlantic Regional (Miami, Fla.) – 1-2

May 27: (2) Florida 8, (5) West Virginia 7
May 28: (5) West Virginia 19, (6) Rider 7
May 29: (2) Florida 12, (5) West Virginia 8

### 1996 – Atlantic Regional (Clemson, S.C.) – 2-2

May 23: (5) West Virginia 8, (2) Tennessee 4
May 24: (5) West Virginia 9, (3) Georgia Southern 4
May 25: (1) Clemson 6, (5) West Virginia 3
May 25: (2) Tennessee 10, (5) West Virginia 4

\* Reached Semis after 2-0 start

### 2017 - Winston-Salem Regional – 2-2

June 2: (2) West Virginia 9, (3) Maryland 1
June 3: (1) Wake Forest 4, (2) West Virginia 3
June 4: (2) West Virginia 8, (3) Maryland 5
June 4: (1) Wake Forest 12, (2) West Virginia 8

\* - Reached Regional Final -

The 2019 NCAA Morgantown Regional marks West Virginia's 13th NCAA appearance in team history and second since 2017. The Mountaineers are 10-24 all-time in NCAA play, and have advanced to the regional finals three times, in 1961, 1982 and 2017.

WVU is 1-2 at home, and hosted the 1955 District III Championship, a best-of-three series against Wake Forest. The 1955 event marked WVU's first NCAA appearance in program history.

The Mountaineers are 2-6 against the SEC, 1-11 against the ACC and have not played a team in the Atlantic 10.

WVU made its first NCAA appearance in 1955, when it hosted Wake Forest in the District III Playoffs. West Virginia lost the best-of-three series, 2-1, as the Demon Deacons advanced to the College World Series and won the national title. The Mountaineers' first NCAA win came on May 30, 9-7.

West Virginia reached the NCAA Tournament five times in the 1960s, and played in the District 3 Playoffs in Gastonia, North Carolina, each time. WVU made the postseason in four consecutive seasons beginning in 1961. The Mountaineers' wins in the stretch came in 1961, 4-3 against Florida State, and 1963, a 2-1 win against Auburn.

After a postseason appearance in 1967, WVU would not return until 1982. West Virginia traveled to the East Regional in Columbia, South Carolina, where it went 2-2. The Mountaineers won back-to-back games, 7-6 in 10 innings against Old Dominion, before a 4-1 win against East Carolina. WVU also made the Tournament in 1985 and 1987, going 0-2 both years.

The Mountaineers went 1-2 in 1994, with a 19-7 win against Rider in Miami.

In 1996, West Virginia opened play in Clemson, South Carolina, with an 8-2 upset win over second-seeded Tennessee. A 9-4 win over Georgia Southern followed to send WVU to the regional semifinals, but the Mountaineers lost their next two games.

In 2017, WVU reached the regional final thanks to a pair of victories over third-seeded Maryland, 9-1 in the opener and 8-5 in an elimination contest. However, Wake Forest edged WVU twice, 4-3 and 12-8.

Prior to regional play, West Virginia played Lafayette in a play-in game in 1948, though the game is not recognized in the NCAA's postseason record book. Lafayette won, 8-0, and advanced to the NCAA Finals.



## WVU NCAA TOURNAMENT RECORDS

### WVU Team Records

#### WVU TOURNAMENT HIGHS

<b>Runs</b>	19 (vs. Rider, May 28, 1994)
<b>Hits</b>	25 (vs. Rider, May 28, 1994)
<b>RBIs</b>	17 (vs. Rider, May 28, 1994)
<b>Doubles</b>	<b>5 (Four Times)</b> at Wake Forest, June 4, 2017 vs. Maryland, June 4, 2017 vs. Georgia Southern, May 24, 1996 vs. Rider, May 28, 1994
<b>Triples</b>	2 (vs. Auburn, May 30, 1963)
<b>Home Runs</b>	6 (vs. Maryland, June 2, 2017)
<b>Errors</b>	9 (vs. Wake Forest, June 1, 1963)

<b>Runs Allowed</b>	<b>12 (Three Times)</b> at Wake Forest, June 4, 2017 vs. Wake Forest, May 31, 1963 at Florida, May 29, 1994
<b>Hits Allowed</b>	18 (vs. Tennessee, May 25, 1996)
<b>Opponent Errors</b>	4 (vs. Old Dominion, May 28, 1982)

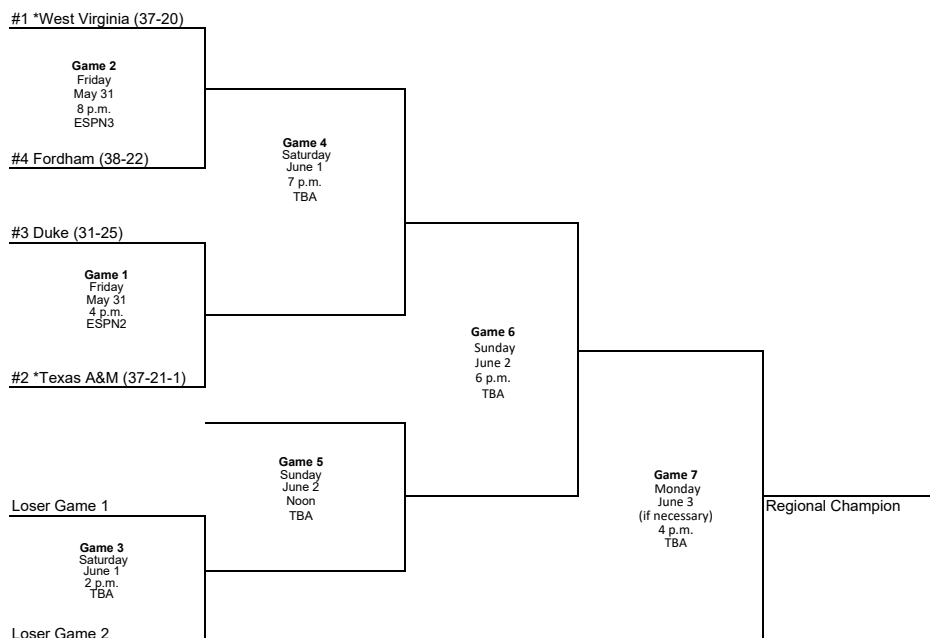
#### TOURNAMENT LOWS

<b>Runs</b>	<b>0 (4 times)</b> vs. Ole Miss, May 28, 1964 vs. Clemson, June 3, 1967 vs. South Carolina, May 27, 1982 vs. Clemson, May 21, 1987
<b>Hits</b>	2 (vs. Duke, June 3, 1961)
<b>Runs Allowed</b>	<b>1 (Three Times)</b> vs. Maryland, June 2, 2017 vs. Auburn, May 30, 1963 vs. East Carolina, May 29, 1982
<b>Hits Allowed</b>	3 (vs. East Carolina, May 29, 1982)

### WVU Individual Records

<b>Runs</b>	4 (Marvin Randall, vs. Rider, May 28, 1994)
<b>Hits</b>	4 (Marvin Randall, vs. Rider, May 28, 1994)
<b>RBIs</b>	4 (Jack Rabbits, vs. Wake Forest, May 30, 1955)
<b>Doubles</b>	<b>2 (Four Times)</b> Ivan Gonzalez, at Wake Forest (June 4, 2017) Jakson Cramer, vs. Maryland (June 4, 2017) Kirk Taylor, vs. Georgia Southern (May 24, 1996) Josh Williamson, vs. Rider (May 28, 1994)
<b>Triples</b>	<b>1 (Four Times)</b> Lee Salin vs. Rider (May 28, 1994) Bill Marovic vs. Auburn (May 30, 1963) Bob Munchin vs. Auburn (May 30, 1963) Ed Lenart vs. Wake Forest (May 30, 1955)
<b>Home Runs</b>	<b>2 (Two Times)</b> Jimmy Galusky, vs. Maryland (June 2, 2017) Kyle Davis, vs. Maryland (June 2, 2017)
<b>Fewest Hits Allowed (min. 5 IP)</b>	<b>3</b> Vaughn Kovach, vs. East Carolina (May 28, 1964)
<b>Fewest Runs Allowed (min. 5 IP)</b>	<b>0</b> BJ Myers (5.2 IP), vs. Maryland (June 2, 2017) John Holshey (5.0 IP), vs. Old Dominion (May 28, 1982) Jeff Wilson (6.0 IP), vs. Florida State (June 1, 1963)
<b>Fewest Earned Runs Allowed (min. 5 IP)</b>	<b>0</b> BJ Myers (5.2 IP), vs. Maryland (June 2, 2017) Tom Shafer (9.0 IP), vs. Florida State (June 1, 1961)
<b>Fewest Walks Allowed (min. 5 IP)</b>	<b>0</b> Ryan Williams (7.0 IP), vs. Florida (May 27, 1994)
<b>Most Strikeouts</b>	<b>10</b> Jerry Meadows, vs. Auburn (June 2, 1967)
<b>Complete Game</b>	<b>Six Times</b> Last: Mike Riley, vs. Tennessee (May 23, 1996)
<b>Saves</b>	<b>1</b> Greg Stouffer, vs. Georgia Southern (May 24, 1996)

## MORGANTOWN REGIONAL BRACKET



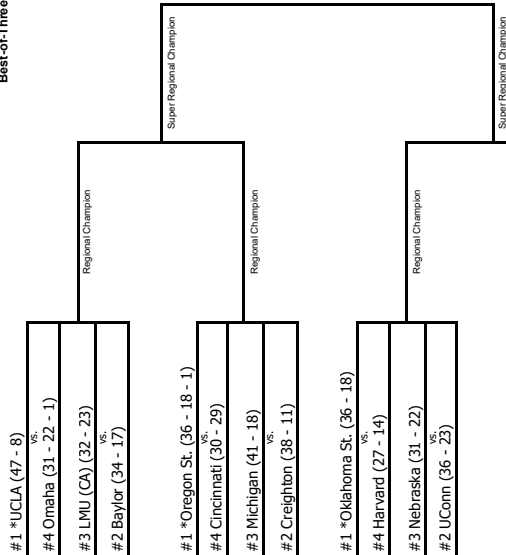


# 2017 NCAA TOURNAMENT BRACKET

**Men's College World Series (CWS)**  
June 15-25/26  
Omaha, Nebraska  
Double Elimination  
First-Round Pairings  
Best-of-Three CWS Finals

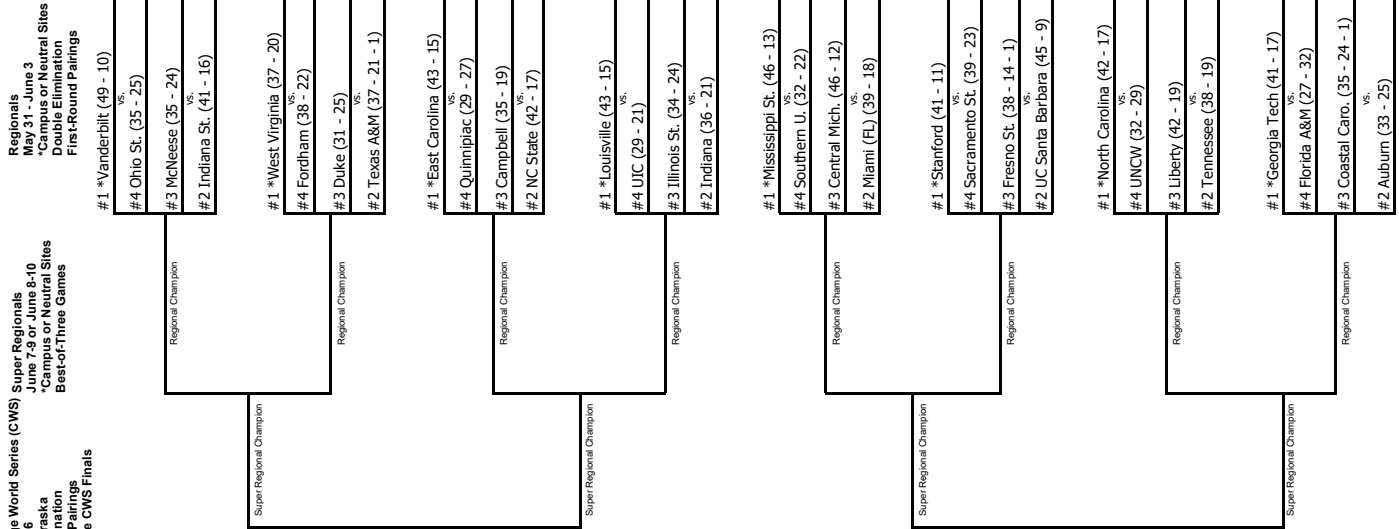
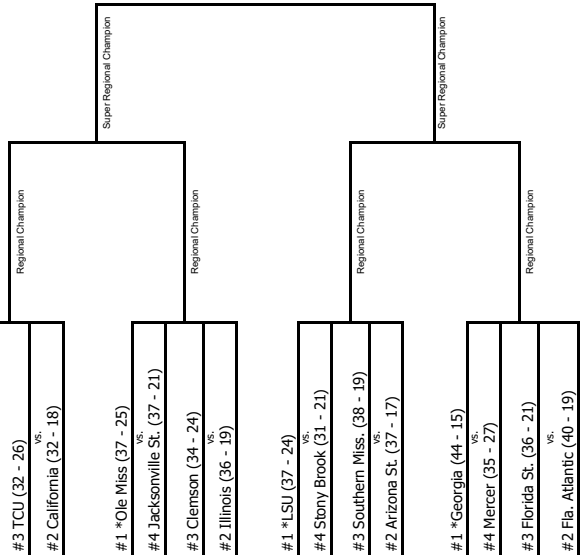
**Super Regionals**  
June 7-9 or June 8-10  
Campus or Neutral Sites  
Double Elimination  
Best-of-Three Games

**Regionals**  
May 31 - June 3  
Campus or Neutral Sites  
Double Elimination  
First-Round Pairings



## National Top Sixteen Seeds

1. UCLA (47-8)
2. Vanderbilt (49-10)
3. Georgia Tech (41-17)
4. Georgia (44-15)
5. Arkansas (41-17)
6. Mississippi St. (46-13)
7. Louisville (43-15)
8. Texas Tech (39-17)
9. Oklahoma St. (36-18)
10. East Carolina (43-15)
11. Stanford (41-11)
12. Ole Miss (37-25)
13. LSU (37-24)
14. North Carolina (42-17)
15. West Virginia (37-20)
16. Oregon St. (36-18-1)



ESPN  
ESPN 2  
ESPN 3  
STREAMING LIVE  
WATCH ESPN



## Manoah in WVU's Career Records

Statistic	Total	Rank	Next-Highest Total / Rank	WVU Record
K/9 Inn.	10.19	4th	10.27 / 3rd	14.15
K-BB Ratio	2.86/1	7th	3.09/1 / 6th	4.63/1
ERA	2.72	10th	2.65 / 9th	1.34
Strikeouts	240	10th	243 / 9th	338
Shutouts	2	--	3 / T-3rd	4
App.	57	--	58 / T-8th	72
Starts	33	--	34 / T-10th	49

## Manoah in WVU's Season Records

Statistic	Total	Rank	Next-Highest Total / Rank	WVU Record
Strikeouts	135	1st	--	135
K-BB Ratio	5.87/1	2nd	6.64/1 / 1st	6.64/1
Shutouts	2	T-6th	3 / T-2nd	4
K/9 Inn.	11.70	9th	12.24 / 8th	15.00
ERA	1.85	--	1.60 / 10th	0.66

## Manoah's NCAA and Big 12 Rankings

Statistic	Total	NCAA	Big 12
Strikeouts	135	5	1
WHIP	0.88	10	1
ERA	1.85	17	1
K to BB Ratio	5.87	19	2
Hits Allowed/9 Inn.	5.89	21	2
Wins	9	22	1
Games Started	15	24	1
Strikeouts/9 Inn.	11.87	33	2
Complete Games	2	36	3
Walks Allowed/9 Inn.	2.02	103	5

## Manoah's 2019 Awards & Honors

All-America First Team, Collegiate Baseball  
 CBF National Pitcher of the Year Finalist  
 Dick Howser Trophy Semifinalist  
 Golden Spikes Award Semifinalist  
 Big 12 Pitcher of the Year  
 All-Big 12 First Team  
 Big 12 Pitcher of the Week May 13  
 One of Collegiate Baseball Newspaper's  
 National Players of the Week May 13  
 NCBWA National Pitcher of the Month April  
 NCBWA National Pitcher of the Week April 23  
 Golden Spikes/D1Baseball.com  
 Performance of the Week Winner April 23  
 Big 12 Pitcher of the Week April 22  
 One of Collegiate Baseball Newspaper's  
 National Players of the Week April 22  
 WVU Student-Athlete of the Week April 22  
 Golden Spikes/D1Baseball.com  
 Performance of the Week Winner April 16  
 Perfect Game Pitcher of the Week April 16  
 Big 12 Pitcher of the Week April 15  
 One of Collegiate Baseball Newspaper's  
 National Players of the Week April 15  
 WVU Student-Athlete of the Week April 15  
 Golden Spikes Award Midseason Watch List  
 NCBWA National Pitcher of the Week April 9  
 Golden Spikes/D1Baseball.com  
 Performance of the Week Winner April 8  
 Big 12 Pitcher of the Week April 8  
 WVU Student-Athlete of the Week April 8  
 One of Collegiate Baseball Newspaper's  
 National Players of the Week Feb. 18  
 Golden Spikes Award Preseason Watch List  
 Baseball America  
 Preseason All-America Second Team  
 College Baseball Daily  
 All-Big 12 Preseason Honorable Mention

# 47 ALEK MANOAH Right-Handed Pitcher

Junior / 6-6 / 260 / Miami, Florida / South Dade Senior HS

## Season Notes and Highlights

- Is the 19th All-American in program history and fourth to earn first team honors, while his accolade is the 48th overall All-America award in team history and 15th since 2015
- Is a finalist for the College Baseball Foundation National Pitcher of the Year and a semifinalist for the Dick Howser Trophy and the Golden Spikes Award
- Named the Big 12 Pitcher of the Year and to the All-Big 12 First Team, WVU's second Pitcher of the Year recipient (LHP Harrison Musgrave, 2013)
- Holds the WVU single-season record for strikeouts, with 135
- Is the first player in WVU history to strike out 15 batters in a complete-game shutout in back-to-back weeks, and the only player in Big 12 history to achieve the feat since at least 2003
- Is the fourth player in program history with multiple 15-strikeout games in the same season, and the first since John Radosevich struck out 17 once and 16 twice in 1965
- Had a shutout streak of 34.1 innings and did not walk a batter for 28.1 consecutive innings, with both streaks starting on March 29 vs. Oklahoma and ending on April 26 at Texas
- Leads the team with nine wins and 11 quality starts in 15 starts this season
- Is the first pitcher in Big 12 history to be named Pitcher of the Week three consecutive weeks
- Is the fourth player in Big 12 history to be named Pitcher of the Week four times in a single season, a list that includes WVU's Harrison Musgrave in 2013
- Is the second Mountaineer in program history to be named NCBWA Pitcher of the Week twice in the same season (LHP Harrison Musgrave, twice in 2013)
- Is the first player to ever earn the Golden Spikes Award/D1Baseball.com Performance of the Week award three consecutive weeks
- His 15 strikeouts on April 12 against No. 11 Texas Tech, and again on April 20 vs. Kansas, are tied for 14th-most in WVU history and were the most by a Mountaineer since David Maust had 15 against Cleveland State on March 11, 2001
- His two complete games was the first by a WVU starter since BJ Myers went the full 9.0 on April 7, 2017, against Kansas
- Is the first player in program history to earn NCBWA Pitcher of the Month accolades (April)

## Manoah's 2019 Game-By-Game Statistics

Date	Opponent	Dec.	IP	H	R	ER	BB	SO	NP	ERA	Score	Final Score	
2/15	at Kennesaw State ^	ND !	6.0	5	2	1	0	13	78	1.50	W, 3-2	L, 5-3	
2/22	at Georgia Southern	W !	6.1	2	1	0	2	8	97	0.73	W, 3-0	W, 5-1	
3/1	at #3 Oregon State	L	2.0	4	7	4	3	3	60	3.14	L, 7-0	L, 9-2	
3/9	Kent State	W !	7.2	5	2	2	1	12	108	2.86	W, 3-2	W, 6-2	
3/16	at William & Mary	W !	7.0	4	1	0	3	9	103	2.17	W, 9-1	W, 9-1	
3/22	at Baylor *	ND	7.1	8	5	5	2	6	110	2.97	W, 5-4	L, 6-5	
3/29	#19 Oklahoma *	L !	7.1	3	2	2	4	3	113	2.89	L, 2-1	L, 2-1	
4/5	at #23 Oklahoma St. *	W !	8.0	3	0	0	0	11	102	2.44	W, 11-0	W, 11-1	
4/12	#11 Texas Tech *	W ! >	9.0	4	0	0	0	15	125	2.08	--	W, 2-0	
4/20	Kansas *	W ! >	9.0	3	0	0	0	15	115	1.81	--	W, 1-0	
4/26	at Texas *	ND !	7.0	7	1	1	2	8	124	1.76	W, 2-1	W, 3-2	
5/3	TCU *	L	6.0	8	5	4	4	5	120	2.07	L, 5-3	L, 14-5	
5/10	Kansas State *	W !	8.0	3	0	0	1	13	102	1.89	W, 6-0	W, 6-0	
5/16	George Washington	W	3.2	4	1	1	0	4	56	1.91	W, 8-1	W, 10-1	
5/23	#7 Texas Tech %	W !	8.0	4	1	1	1	10	126	1.85	W, 5-1	W, 5-1	
			9-3	102.1	67	28	21	23	135	1.339	1.85		

> - Complete Game  
 ! - Quality Start

\* - Big 12 Game  
 ^ - Atlanta Challenge, Atlanta  
 % - Big 12 Championship, Oklahoma City

## Alek Manoah's Game-by-Game Breakdown

### at Kennesaw State - February 15 (No Decision)

On Opening Day, Manoah struck out a then-career-best 13 batters, which nearly doubled his previous career high of seven. He threw 78 pitches, 58 for strikes. Manoah struck out three batters in an inning twice and had two strikeouts in a frame three times. He also escaped a bases-loaded, no-out jam in the third inning.

### at Georgia Southern - February 22 (Win)

Manoah allowed one unearned run on two hits with eight strikeouts, second-most in his career at the time and two walks in 6.1 innings. He held GSU hitless through 4.2 innings and did not allow a runner to reach second base while on the mound.

### at No. 3 Oregon State - March 1 (Loss)

Manoah suffered his first loss of the season at No. 3 Oregon State. Against the defending national champions, he allowed seven runs, four earned, on four hits with three strikeouts and three walks in 2.0 innings. All seven runs and four hits came in the second inning, with one error.

### Kent State - March 9 (Win)

In 7.2 innings, Manoah struck out 12 batters and allowed two runs on five hits. He struck out the side in the sixth and seventh innings and added two strikeouts in the third and fifth. From the fourth through seventh innings, Manoah struck out nine of the 10 batters he faced.

### at William & Mary - March 16 (Win)

Manoah allowed one unearned run on four hits with nine strikeouts and three walks in 7.0 innings, and William & Mary's first hit did not come until the fifth inning. He struck out the side in the first inning, struck out two more in the fourth and got a key strikeout to end the fifth inning with two runners in scoring position.

### at Baylor - March 22 (No Decision)

In WVU's Big 12 opener, Manoah allowed five runs on eight hits with six strikeouts and two walks in 7.1 innings pitched. He faced the minimum three batters in the third, fourth and fifth innings.

### No. 19 Oklahoma - March 29 (Loss)

Manoah had another quality start but suffered his second loss of the season after he allowed two runs, both in the second inning, on three hits with three strikeouts and four walks in 7.1 innings. He escaped a jam in the fourth, after an error and a double put two on with one out.

### at No. 23 Oklahoma State - April 5 (Win)

Manoah struck out 11 and did not walk a batter in 8.0 shutout innings to help the Mountaineers beat No. 23 Oklahoma State. He held the Cowboys to three hits in a then-career-long outing. Manoah retired the side in order five times and limited OSU to just three baserunners, only one of which advance to second base, in the eighth.

### No. 11 Texas Tech - April 12 (Win)

In his first career complete game, Manoah struck out a career-best 15 batters in a shutout performance against No. 11 Texas Tech. He held the Red Raiders to four hits with no walks. Manoah did not allow a baserunner until the fourth inning and allowed a runner to reach second base just once. Manoah had three strikeouts in the third and eighth innings, had two punchouts in an inning three times and retired the side in order five times.

### Kansas - April 19 (Win)

Manoah became the first player in program history to strike out 15 batters in a complete game shutout in back-to-back games, and it was his third consecutive scoreless outing. Manoah gave up just three hits and again did not walk a batter. He struck out two batters in an inning four times, struck out three in the first and had at least one strikeout in every inning. Manoah retired 12 in a row beginning in the second and notched four perfect 1-2-3 innings. In a 0-0 game in the ninth, he worked his way out of a two-on, no-out jam to keep his shutout streak intact and allow WVU to walk off in the bottom half.

### at Texas - April 26 (No Decision)

Manoah earned his ninth quality start and held Texas to one run on seven hits with eight strikeouts and two walks in 7.0 innings. With the one run allowed, in the third inning, Manoah's shutout streak was snapped at 34.1 consecutive innings, and he walked his first batter in 28.1 consecutive innings. While he was not as dominant as he was in his last three shutout outings, Manoah battled on the road to escape several key jams to allow the Mountaineer offense to rally late. His first strikeout did not come until the third, and he proceeded to add eight more on the night.

### TCU - May 3 (Loss)

Manoah suffered his third loss of the season and just his third non-quality start in 12 starts. In 6.0 innings, he allowed five runs, four earned, on eight hits with five strikeouts and four walks. He gave up runs in the fourth and fifth, two in the sixth and one in the seventh.

### at Kansas State - May 10 (Win)

Manoah had another dominant start and collected his 11th quality start in 14 starts. In 8.0 shutout innings, he allowed three hits with one walk and 13 strikeouts on 102 pitches. He struck out two batters in an inning five times and had five 1-2-3 innings. Manoah allowed a baserunner to reach second base just once in the win.

### George Washington - May 16 (Win)

Manoah broke the single-season strikeout record, with 125, with four strikeouts in 3.2 innings. On a pitch count that saw him exit the game to a standing ovation after 56 pitches, he allowed a run on four hits with no walks.

### vs. No. 7 Texas Tech - May 23, Big 12 Championship (Win)

Manoah turned in another fantastic start against the Big 12's best offense and held No. 7 Texas Tech to one run on four hits with 10 strikeouts and a walk in 8.0 innings. The outing was his seventh double-digit strikeout performance and 11th quality start in 15 starts this season. While the leadoff batter reached in five of the first six innings, Manoah held Texas Tech hitless in eight at-bats with runners in scoring position.

### Multiple 15+ K Games in WVU History

#### Charlie Fulton

April 7, 1915	vs. Ohio	19
1915	vs. Ohio Wesleyan	18

#### Paul Chuma

April 14, 1959	vs. Bethany	16
May 12, 1960	vs. St. Vincent	15
May 8, 1959	vs. Washington & Lee	15

#### John Radosevich

April 16, 1964	vs. Waynesburg	22
May 2, 1963	vs. WV Wesleyan	18
May 1, 1965	vs. Virginia Tech	17
April 23, 1964	vs. West Liberty	17
May 19, 1965	vs. Pitt	16
April 15, 1965	vs. The Citadel	16

#### Alek Manoah

April 12, 2019	vs. Texas Tech	15
April 20, 2019	vs. Kansas	15

## Manoah's Career Statistics

Year	era	w-l	app	qs	cq	sho	sv	ip	h	r	er	bb	so	2b	3b	hr	bf	bavg	wp	hbp	bk	sfa	sha
2017	3.07	1-1	19	10	0	0/0	2	55.2	43	23	19	33	45	12	1	1	250	.219	6	17	2	2	2
2018	4.00	3-5	23	8	0	0/1	2	54.0	53	36	24	28	60	11	0	3	258	.252	7	15	1	4	1
2019	1.85	9-3	15	15	2	2/1	0	102.1	67	28	21	23	135	13	2	3	404	.186	7	13	3	5	3
TOTAL	2.72	13-9	57	33	2	2/2	4	212.0	163	87	64	84	240	36	3	7	912	.213	20	45	6	11	6



## Home Sweet Home

West Virginia plays in one of the premier collegiate baseball venues in the country, Monongalia County Ballpark. With a capacity of 3,500, the ballpark opened in 2015.

- West Virginia owns a 74-41 (.643) record in the venue, which includes a 17-5 mark in 2019 and a 59-22 (.728) record since April 17, 2016.
- A school-record crowd of 3,494 saw WVU beat No. 11 Texas Tech, 5-4, on April 13, 2019. The attendance mark broke the previous record of 3,487, set 10 days earlier, on April 3, in a 5-4 win over Pitt.
- WVU has experienced record-setting attendance numbers each year, as more than 180,000 fans have watched the Mountaineers in their new home. That includes more than 30,000 every season.
- The Mountaineers opened Monongalia County Ballpark with a 6-5, 13-inning victory against Butler on April 10, 2015.
- Just beyond the right field fence serves as the everyday home for the Mountaineers, with clubhouse amenities rivaling those in Major League Baseball. The building features a player's locker room, coaches' locker room and offices, player's lounge, team theater, indoor and outdoor batting cages, a fully-equipped athletic training room and equipment room.
- Monongalia County Ballpark was named the BaseballParks.com Ballpark of the Year for 2015. The annual award recognizes a new or remodeled stadium with the best combination of site selection, exterior appearance, architectural design and fan amenities.

## Top Total Home Attendance

	Year	Games	Total
1.	2017	22	40,616
2.	2016	30	40,390
3.	2019	22	36,898
4.	2015	22	33,158
5.	2013	21	27,907
6.	2014	15	16,470
7.	2010	29	8,889
8.	2012	26	8,475
9.	2011	27	8,212

## Top Average Home Attendance

	Year	Games	Total
1.	2017	22	1,846
2.	2019	22	1,677
3.	2015	22	1,507
4.	2016	30	1,346
5.	2013	21	1,328
6.	2014	15	1,098
7.	2010	29	329
8.	2012	26	325
9.	2011	27	304

## Top 10 Single-Game Home Crowds

1.	4/13/19	Texas Tech	3,494
2.	4/3/19	Pitt	3,487
3.	4/15/17	TCU	3,415
4.	5/3/13	Oklahoma *	3,279
5.	4/10/15	Butler	3,110
6.	5/12/15	Pitt	3,037
7.	4/29/17	Oklahoma	2,929
8.	4/14/17	TCU	2,914
9.	4/18/15	Oklahoma	2,871
10.	5/16/17	Pitt	2,815

\* - In Charleston, W.Va.

## Record-Breaking Big 12 Series Wins

West Virginia won six Big 12 series, and five consecutive, over No. 19 Oklahoma (March 29-31), at No. 23 Oklahoma State (April 5-7), vs. No. 11 Texas Tech (April 12-14), against Kansas (April 20-21), at Texas (April 26-28) and at Kansas State (May 10-12).

- The Mountaineers are the only Big 12 team to win six conference series in 2019.
- WVU won six Big 12 series in a season for the first time since it joined the league prior to the 2013 season. Previously, West Virginia won four Big 12 series in 2013, 2014, 2016 and 2017.
- The five consecutive conference series wins were the Mountaineers' most since they won six Big East series in a row in 2003.
- The last time WVU won six conference series in a single season was 2009, when the Mountaineers claimed six Big East series.
- Additionally, WVU's 13 Big 12 wins and 13-11 record is tied for its best Big 12 mark, matching a 13-11 slate in 2013.

## Hill Honored, Rises in WVU Record Books

One of the most consistent players in program history, senior right fielder Darius Hill's name can be found throughout the Mountaineer record books.

- Hill owns the WVU record for games played and starts (232), at-bats (930) and doubles (77), while he is second in hits (298) and third in total bases (446) and extra-base hits (104). He also ranks inside the top-10 in five other categories.
- This season, Hill leads the Big 12 with 23 doubles and a 1.000 fielding percentage and is seventh with 116 total bases and 69 hits. While starting every game in right field, he also paces the Mountaineers with 40 RBIs, 46 runs scored and a .511 slugging percentage.
- A Dallas native, Hill has been recognized on the All-Big 12 Second Team, the Academic All-Big 12 First Team and the Preseason All-Big 12 Team as a senior.
- Hill has been named a candidate for the 2019 Senior CLASS Award, which recognizes student-athletes who have notable achievements in four areas of excellence: community, classroom, character and competition. He is one of 30 baseball players recognized and one of three from the Big 12 Conference, the most of any conference.
- Hill was named to the ABCA East All-Region First Team, the All-Big 12 Second Team and the Big 12 All-Tournament Team as a junior in 2018. In 2017, he collected All-Big 12 Honorable Mention accolades and Big 12 All-Tournament Team honors. As a freshman in 2016, Hill was named to five freshman All-America teams, the ABCA East All-Region Second Team, the All-Big 12 Second Team and the Big 12 All-Freshman Team.
- Majoring in management, Hill was named to the Academic All-Big 12 First Team in 2018 and the Academic All-Big 12 Second Team in 2017. He has been recognized on the Big 12 Commissioner's Honor Roll and the Garrett Ford Academic Honor Roll throughout his career. Hill was named to the WVU President's List in the fall of 2018 after he earned a 4.0 GPA.

Statistic	Total	Rank	Next-Highest		WVU Record
			Total / Rank	Rank	
Games	232	1st	--	--	232
Starts	232	1st	--	--	232
At-Bats	930	1st	--	--	930
Doubles	77	1st	--	--	77
Hits	298	2nd	324 / 1st	324	324
Total Bases	446	3rd	469 / 2nd	481	481
Ex-Base Hits	104	3rd	106 / 2nd	113	113
Sac Flies	14	T-4th	15 / 3rd	20	20
Runs	175	4th	177 / 3rd	219	219
Triples	10	T-5th	11 / 4th	17	17
RBIs	162	T-6th	167 / 5th	188	188
Fielding %	.991	T-7th	.992 / 6th	.998	.998
Singles	194	--	200 / 10th	253	253

## Snyder's Midweek Magic, Near No-No

Junior left-handed starter Nick Snyder turned in one of the most dominating performances in program history in a one-hit, 16-strikeout contest on April 30. He was rewarded with Perfect Game National Pitcher of the Week and WVU Student-Athlete of the Week accolades following the performance.

- In the 2-0 win over Marshall, Snyder took a no hitter into the ninth inning and threw his first career complete game to go along with the one hit allowed, one walk and career-best 16 strikeouts. He allowed just two baserunners, a walk in the third inning and a two-out single in the ninth.
- The one-hitter was the first by a Mountaineer since Zac Cline held Virginia Tech to one hit on May 23, 2003 and the 10th nine-inning one-hitter in team history. Snyder's 16 strikeouts are the most by a WVU hurler since Wes Shaw had 16 on April 8, 1989, against Fairmont State. The 16 strikeouts are tied for eighth-most in program history, and is one of seven 16-strikeout performances in WVU history.
- In the regular season, Snyder had a team-high eight wins, while the Mountaineers were 10-0 in his starts. In those starts, he recorded a 1.20 ERA with 27 hits and eight earned runs allowed in 52.2 innings pitched. He has 83 strikeouts and 23 walks.
- On the season, in 15 total appearances and 12 starts, Snyder ranks No. 7 in the NCAA in strikeouts per nine innings (13.86) and No. 9 in hits allowed per nine innings (5.43) while he is third in the Big 12 in ERA (2.71) and wins (8).



## Record Crowd Sees Backyard Brawl Win

A then-WVU-record 3,487 fans watched West Virginia score the go-ahead run in the eighth inning to beat Pitt, 5-4, in the Backyard Brawl on April 3, at Monongalia County Ballpark.

- In front of the largest crowd to ever watch a WVU home game at the time, the Mountaineers regained a 5-4 lead in the eighth inning on a sacrifice fly by junior first baseman Kevin Brophy after the Panthers tied the game with a three-run sixth inning. WVU scored four runs in the bottom of the second inning to take a 4-1 lead, which included a two-run home run by Brophy.
- In the oldest and most-played rivalry in program history, West Virginia has won five in a row against Pitt and 10 of the last 13 meetings. With the win, WVU increased its lead in the all-time series to 107-88.

## Three Consecutive Top-25 Series Wins

WVU won three consecutive Big 12 series against top-25 opponents, vs. No. 19 Oklahoma from March 29-31, at No. 23 Oklahoma State from April 5-7 and against No. 11 Texas Tech from April 12-14.

- West Virginia lost the opener to the Sooners, 2-1 on March 29, as both teams had five hits. OU scored two in the second and WVU one in the sixth. Junior right-hander Alek Manoah allowed two runs on three hits in 7.1 innings.
- WVU evened the series the next day with a 12-4 win, as the Mountaineers scored the go-ahead run in the seventh and added an eight-run eighth. West Virginia took a 1-0 lead in the first inning, and led 3-0 after four, but OU rallied to tie the game in the sixth.
- WVU jumped out to an early lead and never trailed for the second consecutive day to win the series, 5-1 on March 31. Junior right-handed starter Kade Strowd earned the win and allowed a run on three hits in 5.0 innings, while junior first baseman Marques Inman hit a two-run home run.
- West Virginia opened the series at No. 23 OSU with an 11-1 win on April 5, as Manoah struck out 11 with no walks and three hits allowed in 8.0 shutout innings. WVU scored at least one run in each of the first five innings and totaled 17 hits, led by Inman's four hits and four RBIs.
- OSU evened the series on April 6 with a 9-5 win. WVU led 5-0 after four innings, but OSU rallied with one in the fifth, three in the sixth and five in the eighth. Sophomore lefty Jackson Wolf allowed four runs, one earned, in 7.0 innings.
- West Virginia won the series with a 4-2, comeback win on April 7. WVU erased an early 2-1 deficit with two runs in the eighth inning and added an insurance run in the ninth. Strowd earned the win and had a season-high 10 strikeouts in a career-best 7.1 innings. He held OSU to two runs on four hits.
- Manoah tossed a four-hit, complete-game shutout with a career-high 15 strikeouts and no walks to lead WVU to a series-opening, 2-0 victory on April 12 against No. 11 TTU. Both runs came with two outs, on RBI singles by Inman in the first inning and sophomore designated hitter Paul McIntosh in the third.
- A walk-off walk lifted West Virginia to the series win the next day, with a 4-3 victory in front of 3,494 fans, the largest home crowd in program history. Inman drew a four-pitch walk in the bottom of the ninth inning to bring in the winning run. WVU took a 2-0 lead in the first, but TTU rallied to take a 3-2 lead in the fifth before West Virginia answered in the bottom of the fifth to tie it at 3-3. Inman and senior third baseman Ivan Gonzalez each had two hits and two RBIs in the win, while four pitchers held Tech to three runs on nine hits.
- West Virginia was shut out in the series, finale on April 14, 3-0. WVU was held to two hits as the Red Raiders scored two in the fifth and one in the eighth.

## NCBWA Poll

Team	Record	Prev.
1 UCLA	47-8	1
2 Vanderbilt	49-10	2
3 Stanford	41-11	3
4 Georgia	44-15	5
5 Mississippi State	46-13	4
6 <b>Texas Tech</b>	39-17	7
7 <b>Georgia Tech</b>	41-17	9
8 Arkansas	41-17	6
9 <b>Oklahoma State</b>	36-18	13
10 Louisville	43-15	10
11 East Carolina	43-15	8
12 <b>Oregon State</b>	36-18-1	12
13 North Carolina	42-17	20
14 UC Santa Barbara	45-9	11
15 <b>WEST VIRGINIA</b>	37-20	18
16 LSU	37-24	19
17 Ole Miss	37-25	24
18 <b>Texas A&amp;M</b>	37-21-1	14
19 NC State	42-17	15
20 Miami	39-18	16
21 <b>Baylor</b>	34-17	17
22 Creighton	38-11	27
23 Fresno State	38-14-1	NR
24 Cal	32-18	30
25 Tennessee	38-19	21
26 Dallas Baptist	41-18	23
27 Arizona State	37-17	28
28 Indiana State	41-16	NR
29 Southern Miss	38-19	NR
30 Indiana	36-21	25

### Receiving votes (Alphabetical):

Arizona, Army, Auburn, BYU, California Baptist, Central Michigan, Clemson, Coastal Carolina, UConn, Florida, Florida Atlantic, Florida State, **Fordham**, Illinois, Illinois State, Liberty, Louisiana Tech, Loyola-Marymount, Miami (OH), Michigan, Missouri, Navy, Nebraska, **Oklahoma**, Old Dominion, Saint Mary's College, Southern, **TCU**, UC Irvine, Wright State

## D1Baseball Top 25

Team	Record	Prev.
1 UCLA	47-8	1
2 Vanderbilt	49-10	2
3 Mississippi State	46-13	3
4 Stanford	41-11	4
5 Arkansas	41-17	5
6 <b>Georgia Tech</b>	41-17	6
7 Georgia	44-15	7
8 <b>Texas Tech</b>	39-17	10
9 <b>Oklahoma State</b>	36-18	11
10 East Carolina	43-15	8
11 Louisville	43-15	9
12 LSU	37-24	16
13 <b>WEST VIRGINIA</b>	37-20	19
14 Ole Miss	37-25	22
15 North Carolina	42-17	23
16 <b>Oregon State</b>	36-18-1	12
17 Miami	39-18	17
18 <b>Texas A&amp;M</b>	37-21-1	13
19 UC Santa Barbara	45-9	14
20 NC State	42-17	15
21 <b>Baylor</b>	34-17	18
22 Creighton	38-11	25
23 Indiana State	41-16	NR
24 Dallas Baptist	41-18	24
25 Cal	32-18	NR

## Coaches Poll

Team	Record	Prev.
1 UCLA	47-8	1
2 Vanderbilt	49-10	2
3 Stanford	41-11	4
4 Mississippi State	46-13	3
5 Arkansas	41-17	5
6 Georgia	44-15	6
7 <b>Georgia Tech</b>	41-17	8
8 Louisville	43-15	7
9 East Carolina	43-15	9
10 <b>Texas Tech</b>	39-17	10
11 <b>Oklahoma State</b>	36-18	13
12 North Carolina	42-17	19
13 UC Santa Barbara	45-9	11
14 <b>Oregon State</b>	36-18-1	12
15 <b>WEST VIRGINIA</b>	37-20	20
16 NC State	42-17	14
16 LSU	37-24	17
18 Ole Miss	37-25	23
19 <b>Texas A&amp;M</b>	37-21-1	15
20 Miami	39-18	16
21 <b>Baylor</b>	34-17	18
22 Tennessee	38-19	21
23 Creighton	38-11	NR
24 Indiana	36-21	24
25 Dallas Baptist	41-18	25

**Receiving votes:** Indiana State, Arizona State, Central Michigan, Fresno State, Illinois, Michigan, Auburn, Southern Mississippi, Florida Atlantic, UConn, UC Irvine, Nebraska, Florida State, Samford, Florida, Cal, BYU, Liberty

## Baseball America Top 25

Team	Record	Prev.
1 UCLA	47-8	1
2 Vanderbilt	49-10	2
3 Stanford	41-11	3
4 Arkansas	41-17	4
5 Mississippi State	46-13	5
6 Georgia	44-15	6
7 <b>Georgia Tech</b>	41-17	8
8 East Carolina	43-15	7
9 <b>Texas Tech</b>	39-17	9
10 <b>Oklahoma State</b>	36-18	15
11 Louisville	43-15	10
12 Ole Miss	32-23	21
13 UC Santa Barbara	45-9	12
14 North Carolina	42-17	NR
15 LSU	37-24	16
16 <b>Oregon State</b>	36-18-1	11
17 <b>WEST VIRGINIA</b>	37-20	19
18 NC State	42-17	13
19 Miami	39-18	14
20 <b>Texas A&amp;M</b>	37-21-1	17
21 Fresno State	38-14-1	23
22 <b>Baylor</b>	34-17	18
23 Creighton	38-11	25
24 Indiana	36-21	20
25 Indiana State	41-16	NR

WVU opponents listed in **bold**

Rankings as of May 27



## The Last Time...

### A Mountaineer Hitter Had:

Seven At-Bats	Ivan Gonzalez, at Marshall, 4/24/18
Six Hits	Vince Belnome, Cincinnati, 5/10/09
Five Hits	Braden Zarbnisky, at WKU, 3/3/18
Four Hits	Darius Hill, Brandon White, George Washington, 5/18/19
Five Runs	Grant Buckner, Notre Dame, 5/8/10
Four Runs	Braden Zarbnisky, Big 12 vs. Texas Tech, 5/25/18
Three Doubles	Jackson Cramer, at Coastal Carolina, 2/25/17
Two Doubles	Tyler Doanes, Darius Hill, George Washington, 5/18/19
Two Triples	Austin Markel, vs. Pitt, 5/21/09
Grand Slam	Kevin Brophy, vs. Illinois, 2/24/18
Hit For the Cycle	Billy Fleming, at Kansas, 5/11/14
10 RBIs	Grant Buckner, Notre Dame, 5/8/10
Nine RBIs	Vince Belnome, Cincinnati, 5/10/09
Eight RBIs	Kevin Brophy, vs. Illinois, 2/24/18
Seven RBIs	8, Kevin Brophy, vs. Illinois, 2/19/19
Six RBIs	8, Kevin Brophy, vs. Illinois, 2/24/18
10+ Total Bases	12, Kevin Brophy, vs. Illinois, 2/24/18
Four Walks	Braden Zarbnisky, vs. Penn State, 4/10/18
Three Walks	Paul McIntosh, George Washington, 5/18/19
Four Strikeouts	Connor Hamilton, at Texas, 4/27/19
Stole Home	Jimmy Galusky, at Marshall, 4/24/18
Five Stolen Bases	Babe Barna, at St. Vincent, 5/22/37
Four Stolen Bases	Austin Davis, Canisius, 2/19/19
Three Stolen Bases	Tevin Tucker, George Washington, 5/16/19
Three Home Runs	Kevin Brophy, Illinois, 2/24/18
Two Home Runs	Kyle Gray, at Kansas, 5/5/18

### A Mountaineer Pitcher Had:

No-Hitter	Josh Whitlock, Coppin State, 4/3/07
One-Hitter	Nick Snyder, Marshall, 4/30/19
Complete Game	Nick Snyder, Marshall, 4/30/19
9-Inning Complete Game	Nick Snyder, Marshall, 4/30/19
15+ Strikeouts	16, Nick Snyder, Marshall, 4/30/19
10+ Strikeouts	16, Nick Snyder, Marshall, 4/30/19

### A WVU Team:

Scored 30+ Runs	30, New Jersey Tech, 3/8/09
Scored 25+ Runs	26, Coppin State, 3/24/08
Scored 20+ Runs	21, at Kansas, 5/4/18
Had 30+ Hits	32, New Jersey Tech, 3/8/09
Had 25+ Hits	29, at Coastal Carolina, 2/25/17
Had 20+ Hits	23, at Kansas, 5/4/18
Had 10+ Doubles	14, Coppin State, 4/21/98
Had 5+ Doubles	6, George Washington, 5/18/19
Had Three Triples	at Nicholls, 3/2/17
Had Seven Home Runs	Duquesne, 1997
Had Six Home Runs	vs. Maryland, 6/2/17
Had Five Home Runs	vs. Maryland, 6/2/17
Had 10+ Walks	12, at Maryland, 4/10/19
Stole Eight Bases	Pitt, 3/24/06
Had Two or Fewer Hits	2, Texas Tech, 4/14/19
Struck Out 15+ Batters	15, at Kansas State, 5/10/19
Had a Shut Out	Big 12 vs. Texas Tech, 5/25/19
Was Shut Out – Overall	Texas Tech, 4/14/19
Was Shut Out – At Home	Texas Tech, 4/14/19
Was Shut Out – On the Road	at Baylor, 3/23/19
Had 50+ At-Bats	50, at Marshall, 4/24/18
Had 20+ RBIs	20, at Kansas, 5/4/18
Had 50+ Total Bases	51, at Coastal Carolina, 2/25/17
Had 30+ Total Bases	31, George Washington, 5/18/18

### The Mountaineers:

Beat a Top-10 Team	Big 12 vs. #7 Texas Tech, 5/25/19
Beat a Top-5 Team	at #3 Oregon State, 2-0, 3/3/19
Won at Top-10 Team	at #3 Oregon State, 2-0, 3/3/19
Won Home Series vs. Top-25 Team	#11 Texas Tech, 2-1, 4/12-14/19
Won Home Series vs. Top-10 Team	#3 TCU, 2-1, 4/14-16/17
Won Series at Top-25 Team	at #23 Oklahoma St., 2-1, 4/5-7/19
Won Series at Top-10 Team	at #10 Baylor, 2-1, 3/17-19/17

## WVU Upsets No. 3 Oregon State

West Virginia traveled to No. 3 Oregon State, the defending NCAA champions, from March 1-3, and won the finale on March 3, 2-0.

- The 2-0 upset win is tied for the highest-ranked win in program history. The Mountaineers also beat No. 3 TCU twice at home on April 14-16, 2017.
- West Virginia faced the defending national champions for the second time in program history and is 3-2 all-time against teams the year after they won the NCAA title. In 2017, WVU went 2-0 at Coastal Carolina, the reigning champions.
- A strong start by right-hander Kade Strowd and a pair of second-inning home runs by first baseman Kevin Brophy and left fielder Paul McIntosh fueled WVU in the win. Strowd took a no hitter into the seventh inning and held Oregon State to one hit with five strikeouts. In 6.1 innings, he struck out five with nine walks, but five double plays, including four inning-enders, helped him shut out OSU. Strowd earned the win and righty Sam Kessler collected the save with 2.0 shutout innings. On March 4, Strowd was named the Big 12 Pitcher of the Week.
- West Virginia opened the series with a 9-2 loss on March 1, and the Beavers won Saturday's contest, 4-2.

## Homegrown Talent

Three West Virginia natives are on the 2019 roster, tied for the fourth-most represented state on the team, behind Florida and Texas (5) and Ohio (4).

Player	Position	Year	Hometown
Chase Illig	C	r-Jr.	Bluefield
Madison Jeffrey	RHP	Fr.	Barboursville
Beau Lowery	LHP	Fr.	Martinsburg

## Highest-Ranked Recruiting Class in 2019

This year's freshman class comes to Morgantown as the highest-ranked recruiting class in program history.

- The signing class is ranked No. 26 in the nation by Perfect Game, the best in WVU history and the first in the top 30.
- The class eclipses the 2016 class, ranked No. 41 on signing day in 2015.
- The class features Ryan Bergert, Drew Britt, Alec Burns, Austin Davis, Phillip Dull, Brock Helverson, Madison Jeffrey, Gabe Kurtzhals, Jeremy Lapp-Barger, Beau Lowery, Paul McIntosh, Zach Ottinger, Daniel Ouderkirk, JJ Sousa and Tevin Tucker.
- McIntosh comes to West Virginia from Motlow State CC, and he was drafted by the Los Angeles Angels in the 34th round of the 2018 MLB Draft.
- Additionally, WVU's 2019 signing class is ranked No. 38 by Perfect Game, the second-best in WVU history and the second ever ranked in the top 40.

## WVU Sixth in Big 12 Preseason Poll

WVU was voted to finish sixth in the 2019 Big 12 preseason coaches' poll.

- West Virginia is one of two teams to make three consecutive Big 12 Championship semifinal appearances.
- The Mountaineers have finished in the top four in the final Big 12 standings in three of their first six seasons in the league.
- Despite its early success since joining the conference, West Virginia has never been voted better than fifth in the preseason poll.

## 2019 Big 12 Coaches Preseason Poll

1.	Texas Tech (6)	61
2.	Baylor (2)	58
3.	TCU (1)	48
4.	Texas	40
5.	Oklahoma State	39
6.	<b>West Virginia</b>	<b>31</b>
7.	Oklahoma	23
8.	Kansas	16
9.	Kansas State	8

*First-place votes in parentheses. Coaches could not vote for their own team.*

## Record-Setting Draft Success

West Virginia has experienced unprecedented success in the Major League Baseball Draft in Randy Mazey's tenure. WVU has had 20 draft picks in Mazey's six seasons, the most in a six-year stretch in team history.

- At least two players have been drafted in each of Mazey's six seasons.
- In the 2018 draft, Michael Grove was selected in the second round by the Los Angeles Dodgers, Kyle Gray was drafted in the 14th round by the New York Yankees, junior Jimmy Galusky was picked in the 20th round by the Chicago White Sox and senior BJ Myers was selected by the Tampa Bay Rays in the 35th round.
- Grove became the fourth Mountaineer ever picked in the top two rounds, and 11th in the top 10. He is WVU's highest draft pick since 2010.
- WVU's four draft picks in 2018 were tied for third-most in a single draft in team history.
- There have been 90 Mountaineer draft picks since the first draft in 1965.

# RECORD WATCHING // ALL-TIME HITTING RECORDS

## Games Played

SEASON	
1	Kyle Davis (2017) 62
	Jackson Cramer (2017) 62
3	Mark Landers (1994) 61
	Andy Srebroski (1994) 61
	<b>Darius Hill (2017) 61</b>
6	Jimmy Galusky (2017) 60
7	Ryan McBroom (2013) 59
8	13 Players with 58, including:
	<b>Darius Hill (2016) 58</b>
	<b>Ivan Gonzalez (2019) 57</b>
	<b>Darius Hill (2019) 57</b>
	<b>Tevin Tucker (2019) 57</b>
	<b>Tyler Doanes (2019) 56</b>
	<b>Brandon White (2019) 55</b>

## CAREER

1	<b>Darius Hill (2016-19) 232</b>
2	Tyler Kuhn (2005-08) 220
3	Ryan McBroom (2011-14) 213
4	Jackson Cramer (2014-17) 210
5	<b>Ivan Gonzalez (2016-19) 208</b>
6	Tim McCabe (2000-03) 207
7	Brady Wilson (2010-13) 206
8	Kurtis Clinton (2001-04) 204
9	Kirk Taylor (1994-97) 200
	Stan Posluszny (2003-06) 200

## Games Started

SEASON	
1	Kyle Davis (2017) 62
2	Mark Landers (1994) 61
	Andy Srebroski (1994) 61
	<b>Darius Hill (2017) 61</b>
	Jackson Cramer (2017) 61
6	9 Players with 58, including:
	<b>Darius Hill (2016) 58</b>
	<b>Ivan Gonzalez (2019) 57</b>
	<b>Darius Hill (2019) 57</b>
	<b>Tevin Tucker (2019) 57</b>
	<b>Tyler Doanes (2019) 56</b>
	<b>Brandon White (2019) 55</b>

## CAREER

1	<b>Darius Hill (2016-19) 232</b>
2	Tyler Kuhn (2005-08) 220
3	Tim McCabe (2000-03) 207
4	Kurtis Clinton (2001-04) 201
	Ryan McBroom (2011-14) 201
6	<b>Ivan Gonzalez (2016-19) 196</b>
7	Kirk Taylor (1994-97) 191
8	Mark Landers (1991-94) 189
	Brady Wilson (2010-13) 189
10	Josh Williamson (1994-97) 187
	Jackson Cramer (2014-17) 187

## At-Bats

CAREER	
1	<b>Darius Hill (2016-19) 930</b>
2	Tyler Kuhn (2005-08) 906
3	Ryan McBroom (2011-14) 766
4	Tim McCabe (2000-03) 756
5	Brady Wilson (2010-13) 743
6	<b>Ivan Gonzalez (2016-19) 742</b>
7	Kurtis Clinton (2001-04) 726
8	Jackson Cramer (2014-17) 711
9	Josh Williamson (1994-97) 701
10	Stan Posluszny (2003-06) 700

## Hits

CAREER	
1	Tyler Kuhn (2005-08) 324
2	<b>Darius Hill (2016-19) 298</b>
3	Jedd Gyorko (2008-10) 281
4	Justin Jenkins (2005-07) 253
5	Tim McCabe (2000-03) 251
6	Josh Williamson (1994-97) 244
7	Grant Buckner (2008-11) 232
8	Lee Fritz (2002-05) 230
9	Ryan McBroom (2011-14) 225
	<b>Ivan Gonzalez (2016-19) 225</b>

## Runs

CAREER	
1	Tyler Kuhn (2005-08) 219
2	Jedd Gyorko (2008-10) 207
3	Josh Williamson (1994-97) 177
4	<b>Darius Hill (2018-19) 175</b>
5	Austin Markel (2006-09) 173
	Justin Parks (2006-09) 173
7	Bobby Watts (1983-86) 167
8	Vince Belnome (2007-09) 164
9	Justin Jenkins (2005-07) 158
10	Greg Gilbert (1984-87) 152
	Tim McCabe (2000-03) 152

## RBIs

CAREER	
1	Tyler Kuhn (2005-08) 188
2	Jedd Gyorko (2008-10) 178
3	Stan Posluszny (2003-06) 174
	Vince Belnome (2007-09) 174
5	Mark Landers (1991-94) 167
6	Ryan McBroom (2011-14) 162
	<b>Darius Hill (2016-19) 162</b>
8	Austin Markel (2006-09) 156
9	Tim McCabe (2000-03) 152
10	Grant Buckner (2008-11) 149

## Singles

CAREER	
1	Justin Jenkins (2005-07) 253
2	Jedd Gyorko (2008-10) 248
3	Tim McCabe (2000-03) 242
4	Austin Markel (2006-09) 234
5	Tyler Kuhn (2005-08) 223
6	Justin Parks (2006-09) 210
7	Josh Williamson (1994-97) 208
8	Lee Fritz (2002-05) 206
9	Kurtis Clinton (2001-04) 205
10	Stan Posluszny (2003-06) 200
	<b>Darius Hill (2016-2019) 194</b>

## Doubles

CAREER	
1	<b>Darius Hill (2016-19) 77</b>
2	Jedd Gyorko (2008-10) 73
3	Justin Jenkins (2005-07) 69
4	Tyler Kuhn (2005-08) 65
5	Stan Posluszny (2003-06) 58
	Grant Buckner (2008-11) 58
7	Mark Landers (1991-94) 57
8	Josh Williamson (1994-97) 53
9	Vince Belnome (2007-09) 51
	Ryan McBroom (2011-14) 51

## Triples

CAREER	
1	Austin Markel (2006-09) 17
2	Tyler Kuhn (2005-08) 16
3	Kyle Gray (2016-18) 12
4	Bobby Watts (1983-86) 11
5	Jim Procopio (1962-63) 10
	<b>Darius Hill (2016-19) 10</b>
7	Larry Myers (1969-72) 9
	Josh Williamson (1994-97) 9
9	Charley McKown (1953-56) 8
	Steve Berzansky (1961, 63-64) 8
	Bill Marovic (1963-65) 8
	Joe Agreste (2008-09) 8
	<b>Tyler Doanes (2018-19) 7</b>
	<b>Brandon White (2017-19) 5</b>

## Total Bases

CAREER	
1	Tyler Kuhn (2005-08) 481
2	Jedd Gyorko (2008-10) 469
3	<b>Darius Hill (2016-19) 446</b>
4	Justin Jenkins (2005-07) 429
5	Tim McCabe (2000-03) 400
6	Stan Posluszny (2003-06) 384
7	Mark Landers (1991-94) 373
8	Austin Markel (2006-09) 365
9	Ryan McBroom (2011-14) 363
10	Grant Buckner (2008-11) 357

## Extra Base Hits

SEASON	
1	Jedd Gyorko (2010) 48
2	Joe McNamee (1998) 42
3	Mark Landers (1994) 41
4	Jedd Gyorko (2009) 37
5	Justin Jenkins (2005) 36
6	Justin Jenkins (2006) 35
	Justin Jenkins (2007) 35
8	Kirk Taylor (1997) 33
	Austin Markel (2009) 33
10	Stan Posluszny (2006) 32
	Tyler Kuhn (2008) 32
	<b>Darius Hill (2019) 32</b>

## CAREER

1	Jedd Gyorko (2008-10) 113
2	Justin Jenkins (2005-07) 106
3	<b>Darius Hill (2016-19) 104</b>
4	Tyler Kuhn (2005-08) 101
5	Stan Posluszny (2003-06) 93
6	Mark Landers (1991-94) 89
7	Jackson Cramer (2014-17) 83
8	Austin Markel (2006-09) 82
9	Grant Buckner (2008-11) 81
10	Ryan McBroom (2011-14) 80

## Sacrifice Flies

SEASON	
1	John Kuzemchak (1987) 8
2	Todd Brock (1999) 7
	Ryan McBroom (2014) 7
4	Tyler Kuhn (2008) 6
	<b>Ivan Gonzalez (2016) 6</b>
	Cole Austin (2017) 6
	<b>Tyler Doanes (2019) 6</b>
8	16 players with 5, including:
	<b>Darius Hill (2016) 5</b>
	<b>Darius Hill (2018) 5</b>
	<b>Ivan Gonzalez (2019) 4</b>

## CAREER

1	Tyler Kuhn (2005-08) 20
2	Ryan McBroom (2011-14) 18
3	<b>Ivan Gonzalez (2016-19) 15</b>
4	Kirk Taylor (1994-97) 14
	Jedd Gyorko (2008-10) 14
	<b>Darius Hill (2016-19) 14</b>
7	Austin Markel (2006-09) 11
	Dan DiBartolomeo (2008-11) 11
9	Todd Brock (1999-00) 10
	Lee Fritz (2002-05) 10
	Grant Buckner (2008-11) 10
	<b>Marques Inman (2016-19) 9</b>

## Stolen Bases

SEASON	
1	Mickey Mamarella (1986) 29
2	Tim Neumark (1999) 28
3	Bill Marovic (1963) 27
	Bill Marovic (1964) 27
	<b>Braden Zarnbisky (2018) 27</b>
6	<b>Brandon White (2019) 26</b>
7	Bobby Boyd (2012) 23
8	<b>Brandon White (2018) 22</b>
9	Bill Marovic (1965) 20
	Greg Gilbert (1986) 20
	Brady Wilson (2013) 20
	<b>Tevin Tucker (2019) 19</b>
	<b>Tyler Doanes (2019) 18</b>

## CAREER

1	Bill Marovic (1963-65) 74
2	<b>Brandon White (2017-19) 61</b>
3	Bobby Boyd (2012-14) 58
4	Brady Wilson (2010-13) 45
5	Kirk Taylor (1994-97) 42
	Jarod Rine (2001-03) 42
	<b>Braden Zarnbisky (2016-18) 42</b>
8	Tim Neumark (1999-00) 40
9	Mickey Mamarella (1984-87) 36
	Josh Williamson (1994-97) 36





## RECORD WATCHING // ALL-TIME PITCHING RECORDS

### Appearances

SEASON	
1	Jackson Sigman (2017) 36
2	Shane Ennis (2018) 30
3	Andy Altemus (2010) 29
4	Blake Smith (2016) 25
	<b>Sam Kessler (2018) 25</b>
6	Pascal Paul (2013) 24
	Tristen Hudson (2018) 24
8	Ashley Shope (1995) 23
	<b>Braden Zarbnisky (2017) 23</b>
	<b>Alek Manoah (2018) 23</b>
	<b>Sam Kessler (2019) 23</b>

### CAREER

1	Chris Enourato (2007-10) 72
2	Jackson Sigman (2015-17) 69
3	BJ Myers (2015-18) 67
4	Ryan Tezak (2011-14) 66
5	<b>Sam Kessler (2017-19) 65</b>
6	Shane Ennis (2015-18) 60
7	Jeremy Cummings (1996-99) 59
8	Jim Heise (1953-56) 58
	Keith Mathias (1988-91) 58
	Corey Walter (2011-14) 58
	<b>Alek Manoah (2017-19) 57</b>

### Starts

SEASON	
1	Zac Cline (2003) 16
	BJ Myers (2017) 16
3	Mike Riley (1996) 15
	Garrett Zyskowski (1998) 15
	Jeremy Cummings (1999) 15
	Louie Ross (1999) 15
	Andy Berry (2011) 15
	Harrison Musgrave (2014) 15
	Ross Vance (2015) 15
	Chad Donato (2016) 15
	<b>Kade Strowd (2019) 15</b>
	<b>Alek Manoah (2019) 15</b>

### CAREER

1	Shane Rhodes (1998-01) 49
	BJ Myers (2015-18) 49
3	Wes Shaw (1987-90) 45
4	Ryan Williams (1991-94) 42
	Matt Yurish (2005-08) 42
6	Zac Cline (2002-04) 41
7	Harrison Musgrave (2011, 13-14) 39
8	<b>Kade Strowd (2017-19) 36</b>
9	Ross Vance (2014-16) 35
10	Mike Riley (1994-96) 34
	Jarryd Summers (2008-10) 34
	<b>Alek Manoah (2017-19) 33</b>

### Relief Appearances

SEASON	
1	Jackson Sigman (2017) 36
2	Shane Ennis (2018) 29
3	Andy Altemus (2010) 28
4	Blake Smith (2016) 25
	<b>Sam Kessler (2018) 25</b>
6	Pascal Paul (2013) 24
	Tristen Hudson (2018) 24
8	Ashley Shope (1995) 23
	<b>Braden Zarbnisky (2017) 23</b>
	<b>Sam Kessler (2019) 23</b>
10	Mike Marz (1994) 22

### CAREER

1	Chris Enourato (2007-10) 72
2	Jackson Sigman (2015-17) 69
3	Ryan Tezak (2011-14) 66
4	<b>Sam Kessler (2017-19) 63</b>
5	Shane Ennis (2015-18) 53
6	Todd Dunham (2002-05) 51
7	Blake Smith (2015-16) 45
8	Pascal Paul (2013-14) 44
9	Andy Altemus (2009-10) 43
10	Dean Glus (1985-88) 42
	<b>Braden Zarbnisky (2016-18) 42</b>

### Shutouts

SEASON	
1	Steve Kline (1993) 4
2	Rich Schlieper (1985) 3
	Dave Perry (1987) 3
	Ken Smith (1987) 3
	Harrison Musgrave (2013) 3
6	11 players with 2, including: <b>Alek Manoah (2019) 2</b>

### CAREER

1	Steve Kline (1993) 4
	Zac Cline (2002-04) 4
	Harrison Musgrave (2011, 13-14) 4
3	Nine players with 3 <b>Alek Manoah (2017-19) 2</b>

### Earned Run Average

SEASON	
1	Vaughn Kovach (1966) 0.66
2	John Radosevich (1964) 1.00
3	Paul Chuma (1959) 1.15
4	Joe Jeran (1963) 1.16
5	Rick Wagener (1971) 1.20
6	John Radosevich (1965) 1.40
7	Jerry Meadows (1966) 1.52
8	Tom Shafer (1962) 1.53
9	Dan Dolphin (1974) 1.58
10	Sam Brock (1976) 1.60
	<b>Alek Manoah (2019) 1.85</b>

### CAREER

1	John Radosevich (1963-65) 1.34
2	Wes Shaw (1987-90) 1.42
3	Tom Shafer (1960-62) 1.69
4	Jerry Meadows (1965-67) 1.73
5	Rick Wagener (1968-71) 1.79
6	Joe Jeran (1961-63) 1.85
7	Vaughn Kovach (1964-66) 1.90
8	Paul Chuma (1959-60) 2.09
9	Dan Dolphin (1972-75) 2.65
10	<b>Alek Manoah (2017-19) 2.72</b>

### Wins

SEASON	
1	Ryan Williams (1994) 13
2	Chris Enochs (1997) 12
	Zac Cline (2003) 12
4	Ken Smith (1987) 11
5	Ken Smith (1986) 10
6	Tom Shafer (1962) 9
	John Radosevich (1964) 9
	Jerry Meadows (1966) 9
	John Holshey (1982) 9
	Garrett Zyskowski (1998) 9
	Billy Gross (2009) 9
	Harrison Musgrave (2013) 9
	<b>Alek Manoah (2019) 9</b>
	<b>Nick Snyder (2019) 8</b>

### Winning Percentage

SEASON	
1	John Radosevich (1963) 1.000
	Rick Wagener (1971) 1.000
	Ken Smith (1986) 1.000
4	Ryan Williams (1994) .929
5	Chris Enochs (1997) .923
6	Ken Smith (1987) .917
7	Harrison Musgrave (2013) .900
8	<b>Nick Snyder (2018-19) .889</b>
9	Joe Jeran (1963) .875
	Dave Wilson (1963) .875
	Dan Barry (1992) .875

### Saves

SEASON	
1	Mike Marz (1994) 10
2	Ashley Shope (1995) 8
	Pascal Paul (2013) 8
	Blake Smith (2016) 8
	<b>Sam Kessler (2019) 8</b>
6	Tony Lehosit (1991) 7
	Billy Biggs (2001) 7
	Todd Dunham (2005) 7
9	Chris Enourato (2008) 6
	Chris Enourato (2009) 6
	Ryan Tezak (2012) 6
	<b>Braden Zarbnisky (2017) 6</b>

### CAREER

1	Chris Enourato (2007-10) 21
2	Mike Marz (1993-94) 14
3	Billy Biggs (1999-02) 13
	Blake Smith (2015-16) 13
	<b>Sam Kessler (2017-19) 13</b>
6	Todd Dunham (2002-05) 12
7	Ryan Tezak (2011-14) 11
8	Pascal Paul (2013-14) 10
9	Tony Lehosit (1990-91) 8
	Ashley Shope (1994-95) 8
	<b>Braden Zarbnisky (2016-18) 8</b>

### Strikeouts

SEASON	
1	<b>Alek Manoah (2019) 135</b>
2	John Radosevich (1964) 123
3	John Radosevich (1965) 120
4	Paul Chuma (1959) 119
5	Jeremy Cummings (1999) 116
6	Jim Heise (1955) 111
	Chad Donato (2016) 111
8	Frank Barron (1915) 108
9	Jerry Meadows (1967) 105
10	Zac Cline (2003) 101
	<b>Nick Snyder (2019) 97</b>

### CAREER

1	John Radosevich (1963-65) 338
2	Shane Rhodes (1998-01) 284
3	Jim Heise (1953-56) 277
4	Paul Chuma (1958-60) 275
5	Fulton Woods (1920-23) 263
6	Frank Barron (1913-15) 257
7	Matt Yurish (2005-08) 247
8	BJ Myers (2015-18) 245
9	Wes Shaw (1987-90) 243
10	<b>Alek Manoah (2017-19) 240</b>

### Strikeouts/Nine Innings

SEASON	
1	John Radosevich (1963) 15.00
2	John Radosevich (1965) 14.03
3	<b>Nick Snyder (2019) 13.99</b>
4	Paul Chuma (1959) 13.73
5	John Radosevich (1964) 13.67
6	Jerry Meadows (1967) 13.29
7	Rick Wagener (1971) 12.60
8	Wendall Backus (1963) 12.24
9	<b>Alek Manoah (2019) 11.87</b>
10	Joe Jeran (1963) 11.30

### CAREER

1	John Radosevich (1963-65) 14.15
2	Rick Wagener (1968-71) 11.13
3	Jerry Meadows (1965-67) 10.27
4	<b>Alek Manoah (2017-19) 10.19</b>
5	Vaughn Kovach (1964-66) 9.71
6	<b>Braden Zarbnisky (2016-18) 9.25</b>
7	Chris Enourato (2007-10) 9.05
8	Matt Yurish (2005-08) 8.99
9	Chad Donato (2014-16) 8.62
10	Jarryd Summers (2008-10) 8.52



# RECORD WATCHING // ALL-TIME FIELDING & TEAM RECORDS

## Strikeout-to-Walk Ratio

SEASON	
1	Louie Ross (1998) 6.64/1
2	<b>Alek Manoah (2019) 5.87/1</b>
3	Chad Donato (2016) 5.55/1
4	Joe Jeran (1963) 5.20/1
5	Wes Shaw (1989) 5.08/1
6	Shane Rhodes (2000) 4.88/1
7	John Radosevich (1963) 4.75/1
8	John Radosevich (1965) 4.62/1
9	John Radosevich (1964) 4.56/1
10	Jeremy Cummings (1999) 4.30/1

## CAREER

1	John Radosevich (1963-65) 4.63/1
2	Chad Donato (2014-16) 4.59/1
3	Billy Biggs (1999-02) 3.76/1
4	Chris Enourato (2007-10) 3.44/1
5	David Maust (2000-01) 3.38/1
6	Tom Shafer (1960-62) 3.09/1
7	<b>Alek Manoah (2017-19) 2.86/1</b>
8	Louie Ross (1998-99) 2.79/1
9	Joe Jeran (1961-63) 2.69/1
10	Clayton Ewen (2001-02) 2.66/1
	Brian Tarajack (2000-01) 2.66/1

## Fielding Percentage

SEASON	
1	Dwayne Smith (1999) 1.000
	Max Nogay (2012) 1.000
	Darius Hill (2017) 1.000
	<b>Darius Hill (2019) 1.000</b>
4	Ryan McBroom (2014) .998
5	Mark Landers (1991) .997
	Stan Posluszny (2005) .997
	Tobias Streich (2008) .997
8	Todd Neff (1997) .996
	Ryan McBroom (2012) .996
10	Chase Illig (2017) .995
	<b>Brandon White (2017-19) .992</b>
	<b>Marques Inman (2019) .989</b>

## CAREER

1	Dwayne Smith (1998-01) .998
2	<b>Chase Illig (2017-18) .997</b>
3	<b>Brandon White (2017-19) .995</b>
4	Todd Neff (1997-99-00) .993
	Cam O'Brian (2014-15) .993
6	Ryan McBroom (2011-14) .992
7	<b>Darius Hill (2016-19) .991</b>
	Tobias Streich (2008-09) .991
	Max Nogay (2012-14) .991
10	Josh Cisneros (2000-01) .989
	Adam White (2006-07) .989
	Jordan Yost (2007-08) .989
	<b>Kevin Brophy (2017-19) .987</b>
	<b>Ivan Gonzalez (2016-19) .985</b>
	<b>TJ Lake (2017-19) .981</b>

## Chances

SEASON	
1	Kyle Matuszek (2006) 547
2	Mark Landers (1994) 543
3	Ryan McBroom (2013) 538
4	Kevin Olkowski (2000) 532
5	<b>Ivan Gonzalez (2019) 527</b>
6	Ryan McBroom (2012) 514
7	Ryan McBroom (2014) 504
8	Ray Guerrini (2016) 499
9	Kurtis Clinton (2003) 492
10	Jackson Cramer (2016) 487

## CAREER

1	Ryan McBroom (2011-14) 1,886
2	Kurtis Clinton (2001-04) 1,664
3	Mark Landers (1991-94) 1,593
4	<b>Ivan Gonzalez (2016-19) 1,459</b>
5	Jackson Cramer (2014-17) 1,303
6	Paul Prosser (1986-90) 1,231
7	Tyler Kuhn (2005-08) 1,104
8	Jason Frushour (1994-97) 999
9	Travis D'Amico (2002-05) 998
10	Ivan Gonzalez (2016-18) 932

## Putouts

CAREER	
1	Ryan McBroom (2011-14) 1,762
2	Kurtis Clinton (2001-04) 1,509
3	Mark Landers (1991-94) 1,465
4	<b>Ivan Gonzalez (2016-19) 1,257</b>
5	Jackson Cramer (2014-17) 1,179
6	Paul Prosser (1986-90) 1,156
7	Jason Frushour (1994-97) 884
	Travis D'Amico (2002-05) 884
9	Joe Agreste (2008-09) 807
10	Abe Barker (1995-98) 787

## TEAM HITTING RECORDS

### Stolen Bases

1	155 1964
2	114 1986
3	95 2018
4	<b>93 2019</b>
5	86 1998

### Sacrifice Flies

1	38 2008
2	33 2016
3	29 2009
	<b>29 2019</b>
5	28 1998

### Walks

1	257 2017
2	<b>242 2019</b>
3	240 2016
4	230 1988
	230 2018

## TEAM FIELDING RECORDS

### Fielding Percentage

1	.985 1971
2	.976 2014
3	.974 1962
	.974 2017
5	.973 2008
	<b>.971 2019</b>

### Putouts

1	1,653 2017
2	1,571 2013
3	1,553 2016
4	1,518 2006
5	1,511 2010
	<b>1,508 2019</b>

## TEAM PITCHING RECORDS

### Wins

1	40 1994
2	37 1998
	37 2009
	<b>37 2019</b>
5	36 1997
	36 2003
	36 2006
	36 2016
	36 2017

### Saves

1	14 1994
	<b>14 2019</b>

3	13 2016
4	12 1996
	12 2014
	12 2018

### Shutouts

1	7 1987
	7 1993
3	6 1997
	6 2013
	<b>6 2019</b>
5	5 1985
	5 2003
	5 2016

### Strikeouts

1	<b>562 2019</b>
2	519 2017
3	518 2016
4	462 2018
5	416 2001

### Strikeouts/Nine Innings

1	11.37 1963
2	10.89 1964
3	10.72 1971
4	<b>10.10 2019</b>
5	9.92 1959

### Strikeout-to-Walk Ratio

1	2.80 1963
2	2.71 1964
3	2.65 2001
4	2.63 1965
5	2.52 1998
	<b>2.46 2019</b>

### Innings Pitched

1	551 2017
2	523.2 2013
3	517.2 2016
4	506 2006
5	503.2 2010
	<b>502.2 2019</b>



# 14 RANDY MAZEY HEAD COACH



## Personal

Hometown	Johnstown, Pa.
Alma Mater	Clemson, 1988 (B.S.) Clemson, 1993 (M.S.)
Family	wife, Amanda; son, Weston; daughter, Sierra

## Playing Experience

1985-88	Clemson (NCAA)
1988	Burlington (Rookie)
1989	Miami (Class A)

## Playing Honors

1986	All-ACC First Team
1987	All-ACC First Team All-ACC Academic Team
1988	All-ACC Second Team All-ACC Academic Team

## Postseason Experience

at Clemson	
1990-93	NCAA Regional
1991	College World Series

at Charleston Southern	
1996	NCAA Regional

at Tennessee	
2001	NCAA Regional
2001	NCAA Super Regional
2001	College World Series

at East Carolina	
2003-05	NCAA Regional
2004	NCAA Super Regional

at TCU	
2007-12	NCAA Regional
2009-10, '12	NCAA Super Regional
2010	College World Series

at West Virginia	
2017	NCAA Regional

## Coaching Record

Year	School	Pos.	W-L	NCAA
1990	Clemson	AC	43-23	Regional
1991	Clemson	AC	60-10	CWS
1992	Clemson	AC	50-14	Regional
1993	Clemson	AC	45-20	Regional
1994	Char. Southern	HC	19-34	
1995	Char. Southern	HC	17-36	
1996	Char. Southern	HC	30-24-1	Regional
1997	Georgia	AC	28-27	
1998	East Carolina	AC	30-29	
1999	Tennessee	AC	28-28	
2000	Tennessee	AC	40-23	
2001	Tennessee	AC	48-20	CWS
2002	Tennessee	AC	27-28	
2003	East Carolina	HC	34-27-1	Regional
2004	East Carolina	HC	51-13	S. Regional
2005	East Carolina	HC	36-26	Regional
2007	TCU	AC	48-14	Regional
2008	TCU	AC	44-1	Regional
2009	TCU	AC	40-18	S. Regional
2010	TCU	AC	54-14	CWS
2011	TCU	AC	43-19	Regional
2012	TCU	AC	40-22	S. Regional
2013	West Virginia	HC	33-26	
2014	West Virginia	HC	28-26	
2015	West Virginia	HC	27-27	
2016	West Virginia	HC	36-22	
2017	West Virginia	HC	36-26	Regional
2018	West Virginia	HC	29-27	
2019	West Virginia	HC	37-20	Regional

Total Years – Coaching	29th
Total Years – Head Coach	13th
NCAA Tournaments	17
College World Series	3

Record at WVU	226-174 (.565)
Head Coaching Record	413-334-2 (.552)

## Results Breakdown

37-20 Overall | 13-11 Big 12 | 17-5 Home | 17-13 Away | 3-2 Neutral  
 25-15 Day | 12-5 Night | 8-5 One-Run Games | 1-1 Extra Innings | 9-7 vs. Top 25  
 Longest Winning Streak: 6 | Longest Losing Streak: 3

Date	Opponent		Score		WVU				Opponent				Inn	Record	Big 12	Pitcher	Attendance	Time
					R	H	E	LOB	R	H	E	LOB						
2/15	at Kennesaw State ^	L	5-3		3	8	2	5	5	6	0	5	9	0-1	--	Snyder (0-1)	669	2:34
2/16	at Georgia State ^	W	8-2	DH	8	7	0	7	2	6	1	5	9	1-1	--	Wolf (1-0)	440	2:45
2/16	at Georgia Tech ^	L	5-4	DH	4	6	0	7	5	10	5	9	11	1-2	--	Lowery (0-1)	1,163	3:20
2/19	Canisius	W	5-4		5	6	1	9	4	11	0	13	9	2-2	--	Kessler (1-0)	385	3:28
2/22	at Georgia Southern	W	5-1		5	5	3	5	1	5	2	6	9	3-2	--	Manoah (1-0)	1,560	2:47
2/23	at Georgia Southern	W	3-1	DH	3	7	2	7	1	5	0	7	9	4-2	--	Wolf (2-0)	1,224	2:41
2/23	at Georgia Southern	L	1-0	DH	0	5	1	9	1	3	0	4	4	4-3	--	Strowd (0-1)	733	2:33
2/27	Towson	W	8-3		8	9	0	7	3	6	2	5	9	5-3	--	Snyder (1-1)	391	2:56
3/1	at #3 Oregon State	L	9-2		2	2	3	5	9	6	1	8	9	5-4	--	Manoah (1-1)	3,535	2:48
3/2	at #3 Oregon State	L	4-2		2	6	1	5	4	5	0	2	9	5-5	--	Wolf (2-1)	3,669	2:19
3/3	at #3 Oregon State	W	2-0		2	5	0	3	0	3	0	6	9	6-5	--	Strowd (1-1)	3,588	2:44
3/9	Kent State	W	6-2	DH	6	5	1	7	2	5	4	3	9	7-5	--	Manoah (2-1)	970	2:28
3/9	Kent State	W	8-4	DH	8	11	2	4	4	9	1	14	9	8-5	--	Kurtzhals (1-0)	1,037	2:59
3/10	Kent State	W	9-7		9	9	1	4	7	13	2	10	9	9-5	--	Bergert (1-0)	1,432	3:05
3/12	at Morehead State	W	9-3		9	12	0	7	3	6	1	6	9	10-5	--	Snyder (2-1)	333	3:03
3/13	at Morehead State	L	9-6		6	8	3	7	9	10	1	11	9	10-6	--	Helverson (0-1)	435	3:22
3/16	at William & Mary	W	9-1	DH	9	13	1	5	1	5	1	9	9	11-6	--	Manoah (3-1)	623	2:30
3/16	at William & Mary	L	6-4	DH	4	10	1	5	6	8	0	9	9	11-7	--	Lowery (0-2)	623	2:58
3/17	at William & Mary	W	12-2		12	12	0	9	2	3	1	6	9	12-7	--	Strowd (2-1)	506	2:57
3/19	Youngstown State	W	14-1		14	12	0	6	1	6	2	10	9	13-7	--	Snyder (3-1)	685	3:05
3/22	at Baylor *	L	6-5		5	9	0	5	6	11	0	8	9	13-8	0-1	Kessler (1-1)	2,987	2:56
3/23	at Baylor *	L	12-0		0	3	1	2	12	16	0	7	9	13-9	0-2	Wolf (2-2)	2,298	3:34
3/24	at Baylor *	L	10-4		4	7	0	8	10	8	0	7	8	13-10	0-3	Strowd (2-2)	1,779	3:11
3/27	at Marshall &	W	15-3		15	12	3	11	3	3	3	11	9	14-10	--	Snyder (4-1)	2,182	3:47
3/29	#19 Oklahoma *	L	2-1		1	5	2	10	2	5	0	11	9	14-11	0-4	Manoah (3-2)	1,154	3:26
3/30	#19 Oklahoma *	W	12-4		12	12	2	7	4	9	0	12	9	15-11	1-4	Hudson (1-0)	2,073	3:48
3/31	#19 Oklahoma *	W	5-1		5	5	1	5	1	5	1	13	9	16-11	2-4	Strowd (3-2)	919	3:03
4/3	Pitt	W	5-4		5	8	1	6	4	3	3	6	9	17-11	--	Ottinger (1-0)	3,487	3:21
4/5	at #23 Oklahoma St. *	W	11-1		11	17	0	14	1	4	2	2	9	18-11	3-4	Manoah (4-2)	2,536	3:14
4/6	at #23 Oklahoma St. *	L	9-5		5	8	2	4	9	11	0	7	9	18-12	3-5	Kessler (1-2)	2,332	2:57
4/7	at #23 Oklahoma St. *	W	4-2		4	8	1	9	2	4	4	8	9	19-12	4-5	Strowd (4-2)	1,908	3:20
4/10	at Maryland	W	8-1		8	8	1	15	1	5	1	11	9	20-12	--	Snyder (5-1)	514	3:43
4/12	#11 Texas Tech *	W	2-0		2	6	0	5	0	4	0	4	9	21-12	5-5	Manoah (5-2)	2,187	2:23
4/13	#11 Texas Tech *	W	4-3		4	10	0	11	3	9	1	7	9	22-12	6-5	Kessler (2-2)	3,494	3:15
4/14	#11 Texas Tech *	L	3-0		0	2	0	2	3	6	0	14	9	22-13	6-6	Strowd (4-3)	931	3:02
4/20	Kansas *	W	1-0	DH	1	7	1	6	0	3	0	6	9	23-13	7-6	Manoah (6-2)	2,173	2:20
4/20	Kansas *	W	4-3	DH	4	11	1	13	3	9	1	9	11	24-13	8-6	Kessler (3-2)	1,813	6:15 !
4/21	Kansas *	L	6-5		5	13	1	8	6	12	1	8	9	24-14	8-7	Strowd (4-4)	880	2:55
4/26	at Texas *	W	3-2		3	3	0	3	2	9	0	7	9	25-14	9-7	Kessler (4-2)	5,213	2:53
4/27	at Texas *	W	9-8		9	11	2	7	8	12	3	8	9	26-14	10-7	Reid (1-0)	6,334	3:30
4/28	at Texas *	L	10-2		2	7	3	4	10	13	3	12	9	26-15	10-8	Strowd (4-5)	5,379	3:05
4/30	Marshall	W	2-0		2	7	0	9	0	1	0	2	9	27-15	--	Snyder (6-1)	2,310	2:38
5/3	TCU *	L	14-5		5	12	1	8	14	15	0	10	9	27-16	10-9	Manoah (6-3)	2,043	3:42
5/4	TCU *	L	6-1		1	4	1	5	6	11	1	8	9	27-17	10-10	Wolf (2-3)	2,263	2:50
5/5	TCU *	W	6-5		6	10	0	7	5	10	2	8	9	28-17	11-10	Reid (2-0)	1,593	3:15
5/8	at Virginia Tech	W	7-2		7	6	1	4	2	5	0	10	9	29-17	--	Snyder (7-1)	1,241	3:08
5/10	at Kansas State *	W	6-0		6	7	0	7	0	3	2	4	9	30-17	12-10	Manoah (7-3)	1,655	2:36
5/11	at Kansas State *	L	8-6		6	6	1	4	8	9	1	5	9	30-18	12-11	Wolf (2-4)	1,739	2:43
5/12	at Kansas State *	W	7-4		7	15	2	8	4	7	0	7	9	31-18	13-11	Ottinger (2-0)	1,375	3:07
5/14	vs. Pitt #	W	9-4		9	13	1	9	4	4	1	4	9	32-18	--	Snyder (8-1)	2,129	2:59
5/16	George Washington	W	10-1		10	14	1	9	1	8	0	7	9	33-18	--	Manoah (8-3)	2,047	2:55
5/18	George Washington	W	13-2		13	19	0	14	2	7	0	7	9	34-18	--	Strowd (5-5)	2,631	3:20
5/22	Kansas %	W	12-8		12	17	1	7	8	11	0	11	9	35-18	--	Kurtzhals (2-0)	3,088	3:16
5/23	#7 Texas Tech %	W	5-1		5	8	2	4	1	4	0	8	9	36-18	--	Manoah (9-3)	3,687	3:34
5/25	#7 Texas Tech %	L	10-3	DH	3	8	0	6	10	9	1	11	9	36-19	--	Strowd (5-6)	6,097	3:34
5/25	#7 Texas Tech %	W	2-0	DH	2	6	1	5	0	1	2	3	9	37-19	--	Bergert (2-0)	3,713	2:34
5/26	#11 Oklahoma State %	L	5-2		2	8	2	6	5	6	0	7	9	37-20	--	Jeffrey (0-1)	6,860	3:03

\* - Big 12 Conference Game

^ - Atlanta Challenge, Atlanta

& - Appalachian Power Park, Charleston, W.Va.

# - PNC Park, Pittsburgh, Pa.

% - Big 12 Championship, Oklahoma City

! - Game delayed 2:40 at the end of the 6th inning due to rain



## Overall Hitting Statistics

Player	avg	gp-gs	ab	r	h	2b	3b	hr	rbi	tb	slg%	bb	hp	so	gdp	ob%	sf	sh	sb-att	po	a	e	fld%
1 Doanes, Tyler	.318	56-56	214	39	68	20	3	5	29	109	.509	30	4	36	4	.402	6	2	18-24	97	128	11	.953
31 Hill, Darius	.304	57-57	227	46	69	23	3	6	40	116	.511	22	1	32	3	.365	2	0	3-3	105	5	0	1.000
34 McIntosh, Paul	.287	49-48	181	26	52	10	1	9	32	91	.503	18	4	50	2	.363	1	0	1-8	101	6	3	.973
32 Gonzalez, Ivan	.286	57-57	203	36	58	12	0	3	29	79	.389	33	4	36	0	.389	4	0	5-10	477	45	5	.991
7 White, Brandon	.282	55-55	188	36	53	5	1	0	26	60	.319	32	5	43	1	.396	2	9	26-32	132	5	2	.986
25 Inman, Marques	.268	53-53	194	26	52	9	1	9	41	90	.464	18	6	46	6	.344	3	0	1-1	245	24	3	.989
12 Lake, TJ	.252	48-37	135	20	34	9	0	3	19	52	.385	13	1	39	2	.318	2	3	2-6	56	1	1	.983
2 Tucker, Tevin	.204	57-57	147	35	30	9	0	1	20	42	.286	37	3	51	0	.370	2	8	19-24	65	104	14	.923
13 Brophy, Kevin	.194	54-39	155	20	30	6	0	8	32	60	.387	14	1	54	2	.259	4	1	1-2	129	38	2	.988
-----																							
17 Dull, Phillip	.245	31-12	53	8	13	2	0	0	5	15	.283	7	2	15	1	.355	0	0	2-3	9	12	5	.808
21 Davis, Austin	.211	41-15	57	13	12	0	0	0	3	12	.211	6	0	18	0	.286	0	2	11-14	29	0	1	.967
45 Zitel, Andrew	.194	45-9	67	11	13	4	0	3	11	26	.388	7	1	21	0	.276	1	3	1-1	23	18	4	.911
9 Hudson, Tristen	.125	23-8	40	4	5	1	0	0	5	6	.150	2	1	15	1	.178	2	1	3-5	9	20	1	.967
27 Hamilton, Connor	.063	10-0	16	0	1	0	0	0	0	1	.063	3	0	10	0	.211	0	0	0-0	2	0	0	1.000
10 Lowe, Trey	.000	2-0	2	0	0	0	0	0	0	0	.000	0	0	1	0	.000	0	0	0-0	1	0	0	1.000
23 Wolf, Jackson	.000	3-3	0	0	0	0	0	0	0	0	.000	0	0	0	0	.000	0	0	0-0	0	16	1	.941
5 Strowd, Kade	.000	7-7	0	0	0	0	0	0	0	0	.000	0	0	0	0	.000	0	0	0-0	8	10	1	.947
6 Kurtzhals, Gabe	.000	1-0	0	0	0	0	0	0	0	0	.000	0	0	0	0	.000	0	0	0-0	1	3	0	1.000
Totals	.261	57	1879	320	490	110	9	47	292	759	.404	242	33	467	22	.350	29	29	93-133	1508	468	58	.971
Opponents	.218	57	1847	230	403	76	9	38	211	611	.331	228	67	562	21	.323	17	17	29-51	1500	549	57	.973

LOB - Team (392), Opp (438). DPs turned - Team (36), Opp (40). IBB - Team (4), Hill, D. 2, Gonzalez, I. 1, Brophy, K. 1, Opp (11). Picked off - Doanes, T. 4, McIntosh, P 2, Davis, A. 1, Hill, D. 1.

## Overall Pitching Statistics

Player	era	w-l	app	gs	cg	sho	sv	ip	h	r	er	bb	so	2b	3b	hr	b/avg	wp	hp	bks	sfa	sha
47 Manoah, Alek	1.85	9-3	15	15	2	2/1	0	102.1	67	28	21	23	135	13	2	3	.186	7	13	3	5	3
35 Snyder, Nick	2.71	8-1	15	12	1	1/0	0	63.0	38	21	19	31	97	6	0	1	.174	4	12	0	1	2
5 Strowd, Kade	4.97	5-6	15	15	0	0/1	0	79.2	67	48	44	55	82	10	1	8	.227	5	4	1	2	4
23 Wolf, Jackson	5.17	2-4	15	13	0	0/0	0	69.2	79	44	40	31	50	12	2	14	.290	7	5	1	2	5
-----																						
17 Dull, Phillip	0.00	0-0	4	0	0	0/0	0	2.0	0	0	0	4	1	0	0	0	.000	1	0	0	0	0
39 Bergert, Ryan	2.03	2-0	16	1	0	0/1	0	31.0	21	7	7	5	35	5	0	2	.189	3	1	0	4	0
42 Kessler, Sam	2.36	4-2	23	0	0	0/1	8	34.1	27	11	9	8	42	4	1	2	.208	6	2	0	0	2
18 Reid, Zach	2.40	2-0	19	0	0	0/0	1	15.0	19	5	4	8	16	5	0	0	.311	0	5	0	1	0
37 Ottinger, Zach	2.70	2-0	13	0	0	0/1	1	16.2	12	5	5	4	17	1	1	1	.190	2	3	0	0	0
6 Kurtzhals, Gabe	3.38	2-0	13	0	0	0/0	0	16.0	13	8	6	6	7	4	1	0	.217	1	1	0	1	0
30 Lowery, Beau	4.61	0-2	13	0	0	0/1	2	13.2	15	7	7	11	14	4	1	1	.300	1	2	0	0	1
9 Hudson, Tristen	5.23	1-0	15	0	0	0/0	0	10.1	7	6	6	9	14	2	0	0	.189	2	3	0	0	0
16 Meadows, Dillon	6.14	0-0	16	0	0	0/1	2	22.0	17	15	15	10	26	6	0	5	.213	1	2	0	1	0
33 Jeffrey, Madison	6.55	0-1	12	0	0	0/0	0	11.0	4	8	8	12	12	2	0	0	.108	1	5	0	0	0
19 Helverson, Brock	6.75	0-1	12	1	0	0/0	0	16.0	17	17	12	11	14	2	0	1	.258	7	9	0	0	0
Totals	3.63	37-20	57	57	3	6/3	14	502.2	403	230	203	228	562	76	9	38	.218	48	67	5	17	17
Opponents	4.88	20-37	57	57	3	3/2	12	500.0	490	320	271	242	467	110	9	47	.261	46	33	5	29	29

PB - Team (7), Gonzalez, I. 6, McIntosh, P 1, Opp (7). Pickoffs - Team (6), Wolf, J. 3, Reid, Z. 1, Gonzalez, I. 1, McIntosh, P 1, Opp (8). SBA/ATT - Gonzalez, I. (21-37), Wolf, J. (10-13), Manoah, A. (3-11), McIntosh, P (8-10), Strowd, K. (4-7), Snyder, N. (3-5), Kessler, S. (3-3), Kurtzhals, G (2-3), Lowery, B (1-3), Reid, Z. (0-2), Hudson, T. (1-1), Jeffrey, M. (1-1), Bergert, R. (1-1), Helverson, B (0-1).



## Big 12 Hitting Statistics

Player	avg	gp-gs	ab	r	h	2b	3b	hr	rbi	tb	slg%	bb	hp	so	gdp	ob%	sf	sh	sb-att	po	a	e	fld%
25 Inman, Marques	.318	24-24	88	11	28	6	0	5	25	49	.557	5	3	25	1	.371	1	0	0-0	117	12	1	.992
7 White, Brandon	.308	23-23	91	15	28	3	0	0	10	31	.341	10	1	23	0	.379	1	1	7-10	65	1	0	1.000
34 McIntosh, Paul	.304	19-19	69	7	21	3	0	4	10	36	.522	6	1	16	1	.368	0	0	1-7	43	4	1	.979
32 Gonzalez, Ivan	.276	24-24	87	11	24	6	0	0	6	30	.345	11	1	12	0	.364	0	0	1-2	192	14	2	.990
1 Doanes, Tyler	.274	23-23	84	10	23	6	0	2	9	35	.417	13	2	14	0	.373	3	1	6-11	34	48	6	.932
31 Hill, Darius	.250	24-24	100	18	25	7	0	2	12	38	.380	7	0	16	1	.299	0	0	2-2	45	2	0	1.000
12 Lake, TJ	.222	21-14	54	5	12	1	0	1	8	16	.296	5	0	18	0	.283	1	1	0-1	33	0	0	1.000
2 Tucker, Tevin	.177	24-24	62	13	11	3	0	0	2	14	.226	12	1	24	0	.320	0	4	7-10	27	39	6	.917
13 Brophy, Kevin	.143	24-14	63	6	9	1	0	2	10	16	.254	5	0	28	2	.203	1	1	1-1	41	16	0	1.000
-----																							
17 Dull, Phillip	.257	15-9	35	4	9	2	0	0	2	11	.314	3	1	7	0	.333	0	0	2-3	7	7	3	.824
21 Davis, Austin	.217	14-8	23	4	5	0	0	0	1	5	.217	1	0	8	0	.250	0	2	2-3	12	0	1	.923
45 Zitel, Andrew	.130	18-2	23	3	3	2	0	1	2	8	.348	3	0	5	0	.231	0	1	0-0	4	6	1	.909
27 Hamilton, Connor	.000	6-0	11	0	0	0	0	0	0	0	.000	1	0	8	0	.083	0	0	0-0	0	0	0	.000
9 Hudson, Tristen	.000	5-0	4	1	0	0	0	0	1	0	.000	0	0	1	0	.000	0	0	0-0	1	2	0	1.000
23 Wolf, Jackson	.000	3-3	0	0	0	0	0	0	0	0	.000	0	0	0	0	.000	0	0	0-0	0	11	0	1.000
5 Strowd, Kade	.000	5-5	0	0	0	0	0	0	0	0	.000	0	0	0	0	.000	0	0	0-0	5	8	1	.929
Totals	.249	24	794	108	198	40	0	17	98	289	.364	82	10	205	5	.325	7	11	29-50	637	184	22	.974
Opponents	.252	24	815	119	205	38	4	19	111	308	.378	95	20	222	3	.341	9	9	15-24	634	232	22	.975

LOB - Team (162), Opp (192). DPs turned - Team (10), Opp (10). IBB - Team (1), Hill, D. 1, Opp (7). Picked off - McIntosh, P 2, Davis, A. 1, Doanes, T. 1.

## Big 12 Pitching Statistics

Player	era	w-l	app	gs	cg	sho	sv	ip	h	r	er	bb	so	2b	3b	hr	b/avg	wp	hp	bks	sfa	sha
47 Manoah, Alek	1.75	4-2	8	8	2	2/1	0	61.2	39	13	12	13	76	8	2	2	.181	3	6	3	3	1
23 Wolf, Jackson	5.73	0-3	8	8	0	0/0	0	37.2	52	28	24	15	28	9	1	7	.331	4	2	0	1	3
5 Strowd, Kade	5.74	2-4	8	8	0	0/0	0	42.1	41	30	27	34	44	6	0	3	.252	3	2	1	1	3
-----																						
18 Reid, Zach	0.00	2-0	6	0	0	0/0	0	5.0	4	0	0	0	7	0	0	0	.235	0	1	0	1	0
39 Bergert, Ryan	3.55	0-0	6	0	0	0/0	0	12.2	12	5	5	4	14	2	0	1	.245	2	0	0	2	0
37 Ottinger, Zach	3.60	1-0	5	0	0	0/0	0	5.0	5	2	2	1	6	0	0	0	.250	2	2	0	0	0
42 Kessler, Sam	3.63	3-2	12	0	0	0/0	4	17.1	13	7	7	5	21	1	0	2	.200	3	0	0	0	1
19 Helverson, Brock	5.68	0-0	5	0	0	0/0	0	6.1	5	7	4	6	3	0	0	1	.208	3	1	0	0	0
16 Meadows, Dillon	8.64	0-0	6	0	0	0/1	0	8.1	12	8	8	3	10	4	0	3	.333	0	1	0	0	0
9 Hudson, Tristen	9.00	1-0	9	0	0	0/0	0	6.0	6	6	6	5	7	2	0	0	.250	1	1	0	0	0
6 Kurtzhals, Gabe	9.00	0-0	5	0	0	0/0	0	4.0	6	4	4	1	0	2	1	0	.353	0	1	0	1	0
35 Snyder, Nick	11.57	0-0	2	0	0	0/0	0	2.1	3	3	3	0	3	1	0	0	.300	0	1	0	0	0
30 Lowery, Beau	13.50	0-0	3	0	0	0/0	0	0.2	3	1	1	4	0	1	0	0	.750	0	1	0	0	1
33 Jeffrey, Madison	15.00	0-0	4	0	0	0/0	0	3.0	4	5	5	4	3	2	0	0	.308	0	1	0	0	0
Totals	4.58	13-11	24	24	2	3/1	4	212.1	205	119	108	95	222	38	4	19	.252	21	20	4	9	9
Opponents	3.88	11-13	24	24	3	2/1	5	211.1	198	108	91	82	205	40	0	17	.249	17	10	3	7	11

PB - Team (4), Gonzalez, I. 3, McIntosh, P 1, Opp (2). Pickoffs - Team (3), Reid, Z. 1, Wolf, J. 1, McIntosh, P 1, Opp (4). SBA/ATT - Gonzalez, I. (10-16), Wolf, J. (8-10), McIntosh, P (5-6), Manoah, A. (1-5), Strowd, K. (0-2), Kessler, S. (2-2), Kurtzhals, G (2-2), Jeffrey, M. (1-1), Hudson, T. (1-1), Reid, Z. (0-1).



## Line Scores

### Game 1 | Kennesaw State 5, West Virginia 3 - Atlanta Challenge

February 15, 2019 | Stillwell Baseball Stadium | Kennesaw, Georgia

	1	2	3	4	5	6	7	8	9	R	H	E	Record
West Virginia	1	0	0	0	2	0	0	0	0	3	8	2	0-1
Kennesaw State	0	0	0	1	1	3	0	x		5	6	0	1-0

Win - Staples (1-0) Loss - Snyder (0-1) Save - McLinskey (1)

HR - None

T - 2:34 A - 669 W - Cloudy, Low 60s

### Game 2 | West Virginia 8, Georgia State 2 - Atlanta Challenge

February 16, 2019 | GSU Baseball Complex | Atlanta, Georgia

	1	2	3	4	5	6	7	8	9	R	H	E	Record
West Virginia	2	0	0	0	4	0	0	2		8	7	0	1-1
Georgia State	0	0	0	0	1	0	0	1		2	6	1	0-2

Win - Wolf (1-0) Loss - Rogers (0-1) Save - None

HR - GSU: Bell

T - 2:45 A - 440 W - Partly Sunny, 62, Wind 8 MPH

### Game 3 | Georgia Tech 5, West Virginia 4 (11 Inn.) - Atlanta Challenge

February 16, 2019 | Russ Chandler Stadium | Atlanta, Georgia

	1	2	3	4	5	6	7	8	9	10	11	R	H	E	Record
West Virginia	0	0	0	0	0	0	3	1	0	0	0	4	6	0	1-2
Georgia Tech	2	1	0	0	0	1	0	0	0	0	1	5	10	5	2-1

Win - Bartnicki (1-0) Loss - Lowery (0-1) Save - None

HR - WVU: Inman; GT: McCann

T - 3:20 A - 1,163 W - Partly Cloudy, 57

### Game 4 | West Virginia 5, Canisius 4

February 19, 2019 | Monongalia County Ballpark | Morgantown, West Virginia

	1	2	3	4	5	6	7	8	9	R	H	E	Record
Canisius	0	0	0	0	1	2	0	0	1	4	11	0	1-3
West Virginia	0	0	1	1	1	0	0	1	1	5	6	1	2-2

Win - Kessler (1-0) Loss - Burmaster (0-1) Save - None

HR - WVU: Inman, Gonzalez

T - 3:28 A - 385 W - Mostly Sunny, Mid-30s, Wind Left-to-Right 5 MPH

### Game 5 | West Virginia 5, Georgia Southern 1

February 22, 2019 | J.I. Clements Stadium | Statesboro, Georgia

	1	2	3	4	5	6	7	8	9	R	H	E	Record
West Virginia	0	0	1	0	0	0	2	2	0	5	5	3	3-2
Georgia Southern	0	0	0	0	0	0	1	0	0	1	5	2	1-3

Win - Manoah (1-0) Loss - Shuman (0-2) Save - Kessler (1)

HR - None

T - 2:47 A - 1,560 W - Partly Cloudy, 76, Wind Out 5 MPH

### Game 6 | West Virginia 3, Georgia Southern 1 - DH Game 1

February 23, 2019 | J.I. Clements Stadium | Statesboro, Georgia

	1	2	3	4	5	6	7	8	9	R	H	E	Record
West Virginia	2	0	0	0	0	0	0	1		3	7	2	4-2
Georgia Southern	0	0	0	0	0	0	0	1	0	1	5	0	1-4

Win - Wolf (2-0) Loss - Hays (0-1) Save - Lowery (1)

HR - None

T - 2:41 A - 1,224 W - Mostly Cloudy, Mid 60s, Light Rain Late

### Game 7 | Georgia Southern 1, West Virginia 0

February 23, 2019 | J.I. Clements Stadium | Statesboro, Georgia

	1	2	3	4	5	6	7	8	9	R	H	E	Record
West Virginia	0	0	0	0	0	0	0	0	0	0	5	1	4-3
Georgia Southern	0	0	0	0	0	1	0	0	x	1	3	0	2-4

Win - Collins (1-0) Loss - Strowd (0-1) Save - Whitney (1)

HR - None

T - 2:33 A - 733 W - Mostly Cloudy, Low 60s

### Game 8 | West Virginia 8, Towson 3

February 27, 2019 | Monongalia County Ballpark | Morgantown, West Virginia

	1	2	3	4	5	6	7	8	9	R	H	E	Record
Towson	0	0	0	0	0	0	3	0	0	3	6	2	1-6
West Virginia	3	1	1	0	1	0	0	2	x	8	9	0	5-3

Win - Snyder (1-1) Loss - Repine (0-1) Save - Meadows (1)

HR - WVU: Hill; TU: Piazza

T - 2:56 A - 391 W - Sunny, High 50s, Wind Right-to-Left 7 MPH

### Game 9 | No. 3 Oregon State 9, West Virginia 2

March 1, 2019 | Goss Stadium at Coleman Field | Corvallis, Oregon

	1	2	3	4	5	6	7	8	9	R	H	E	Record
West Virginia	0	0	0	0	0	1	0	1	0	2	2	3	5-4
Oregon State	0	7	0	0	0	2	0	0	x	9	6	1	9-0

Win - Abel (2-0) Loss - Manoah (1-1) Save - None

HR - WVU: Gonzalez

T - 2:48 A - 3,535 W - Clear, 47, Wind Right-to-Left

### Game 10 | No. 3 Oregon State 4, West Virginia 2

March 2, 2019 | Goss Stadium at Coleman Field | Corvallis, Oregon

	1	2	3	4	5	6	7	8	9	R	H	E	Record
West Virginia	0	0	0	2	0	0	0	0	0	2	6	1	5-5
Oregon State	0	1	0	2	0	1	0	0	x	4	5	0	10-0

Win - Fehmel (2-0) Loss - Wolf (2-1) Save - Chamberlain (1)

HR - OSU: Rutschman, Philip (2)

T - 2:19 A - 3,669 W - Sunny, 52, Wind Left-to-Right

### Game 11 | West Virginia 2, No. 3 Oregon State 0

March 3, 2019 | Goss Stadium at Coleman Field | Corvallis, Oregon

	1	2	3	4	5	6	7	8	9	R	H	E	Record
West Virginia	0	2	0	0	0	0	0	0	0	2	5	0	6-5
Oregon State	0	0	0	0	0	0	0	0	0	0	3	0	10-1

Win - Strowd (1-1) Loss - Tweedt (1-1) Save - Kessler (2)

HR - WVU: Brophy, McIntosh

T - 2:44 A - 3,588 W - Sunny, 44, Wind Left-to-Right

### Game 12 | West Virginia 6, Kent State 2 - DH Game 1

March 9, 2019 | Monongalia County Ballpark | Morgantown, West Virginia

	1	2	3	4	5	6	7	8	9	R	H	E	Record
Kent State	0	0	0	0	0	0	0	2	0	2	5	4	4-8
West Virginia	0	0	0	0	0	2	1	3	x	6	5	1	7-5

Win - Manoah (2-1) Loss - Wollersheim (0-3) Save - None

HR - KSU: Ferguson

T - 2:28 A - 970 W - Sunny, High 40s, Wind Left-to-Right 5 MPH

### Game 13 | West Virginia 8, Kent State 4 - DH Game 2

March 9, 2019 | Monongalia County Ballpark | Morgantown, West Virginia

	1	2	3	4	5	6	7	8	9	R	H	E	Record
Kent State	0	2	0	0	0	2	0	0	0	4	9	1	4-9
West Virginia	0	0	0	0	0	5	0	3	x	8	11	2	8-5

Win - Kurtzhals (1-0) Loss - Matthews (0-4) Save - Reid (1)

HR - WVU: McIntosh

T - 2:59 A - 1,037 W - Cloudy, High 40s, Wind Left-to-Right 5 MPH

### Game 14 | West Virginia 9, Kent State 7

March 10, 2019 | Monongalia County Ballpark | Morgantown, West Virginia

	1	2	3	4	5	6	7	8	9	R	H	E	Record
Kent State	0	0	0	3	0	2	2	0	0	7	13	2	4-10
West Virginia	0	1	1	1	1	5	0	0	x	9	9	1	9-5

Win - Bergert (1-0) Loss - Albright (1-1) Save - Kessler (3)

HR - WVU: Doanes, Brophy; KSU - Elsen (2), Schuler

T - 3:05 A - 1,432 W - Partly Sunny, 64, Wind Right-to-Left 18 MPH

### Game 15 | West Virginia 9, Morehead State 3

March 12, 2019 | John "Sonny" Allen Field | Morehead, Kentucky

	1	2	3	4	5	6	7	8	9	R	H	E	Record
West Virginia	3	0	2	0	1	1	0	2	0	9	12	0	10-5
Morehead State	0	0	1	0	1	0	1	0	0	3	6	1	10-5

Win - Snyder (2-1) Loss - Garbrick (1-1) Save - Lowery (2)

HR - WVU: Hill, McIntosh, Doanes; MSU - Pauly

T - 3:03 A - 333 W - Sunny, 50

### Game 16 | Morehead State 9, West Virginia 6

March 13, 2019 | John "Sonny" Allen Field | Morehead, Kentucky

	1	2	3	4	5	6	7	8	9	R	H	E	Record
West Virginia	3	1	0	1	0	0	1	0	0	6	8	3	10-6
Morehead State	0	5	3	1	0	0	0	0	x	9	10	1	11-5

Win - Baumgart (1-0) Loss - Helverson (0-1) Save - Masullo (1)

HR - WVU: Gonzalez, Inman

T - 3:22 A - 435 W - Sunny, 70





## Line Scores

### Game 33 | West Virginia 2, No. 11 Texas Tech 0

April 12, 2019	Monongalia County Ballpark									Morgantown, West Virginia
	1	2	3	4	5	6	7	8	9	R H E Record
Texas Tech	0	0	0	0	0	0	0	0	0	0 4 0 22-10, 5-5 Big 12
West Virginia	1	0	1	0	0	0	0	0	x	2 6 0 21-12, 5-5 Big 12

Win - Manoah (5-2) Loss - Lanning (0-1) Save - None  
 HR - None  
 T - 2:23 A - 2,187 W - Mostly Cloudy, 60

### Game 34 | West Virginia 4, No. 11 Texas Tech 3

April 13, 2019	Monongalia County Ballpark									Morgantown, West Virginia
	1	2	3	4	5	6	7	8	9	R H E Record
Texas Tech	0	0	0	1	2	0	0	0	0	3 9 1 22-11, 5-6 Big 12
West Virginia	2	0	0	0	1	0	0	0	1	4 10 0 22-12, 6-5 Big 12

Win - Kessler (2-2) Loss - Floyd (2-3) Save - None  
 HR - None  
 T - 3:15 A - 3,494 W - Mostly Sunny, 70, Wind Right-to-Left 5 MPH

### Game 35 | No. 11 Texas Tech 3, West Virginia 0

April 14, 2019	Monongalia County Ballpark									Morgantown, West Virginia
	1	2	3	4	5	6	7	8	9	R H E Record
Texas Tech	0	0	0	0	2	0	0	1	0	3 6 0 23-11, 6-6 Big 12
West Virginia	0	0	0	0	0	0	0	0	0	0 2 0 22-13, 6-6 Big 12

Win - Kilian (5-2) Loss - Strowd (4-3) Save - None  
 HR - None  
 T - 3:02 A - 931 W - Mostly Cloudy, 70, Wind Right-to-Left 25 MPH

### Game 36 | No. 20 West Virginia 1, Kansas 0 - DH Game 1

April 20, 2019	Monongalia County Ballpark									Morgantown, West Virginia
	1	2	3	4	5	6	7	8	9	R H E Record
Kansas	0	0	0	0	0	0	0	0	0	0 3 0 19-17, 4-9 Big 12
West Virginia	0	0	0	0	0	0	0	0	1	1 7 1 23-13, 7-6 Big 12

Win - Manoah (6-2) Loss - Cyr (2-4) Save - None  
 HR - Inman  
 T - 2:20 A - 2,173 W - Mostly Sunny, Low 60s, Wind Right-to-Left 7 MPH

### Game 37 | No. 20 West Virginia 4, Kansas 3 (11 Inn.) - DH Game 2

April 20, 2019	Monongalia County Ballpark									Morgantown, West Virginia
	1	2	3	4	5	6	7	8	9	10 11 R H E Record
Kansas	0	0	0	0	0	1	0	2	0	0 3 9 1 19-18, 4-10 Big 12
West Virginia	0	0	0	0	0	1	0	2	0	0 1 4 11 1 24-13, 8-6 Big 12

Win - Kessler (3-2) Loss - Goldsberry (4-5) Save - None  
 HR - WVU: McIntosh; KU: Metcalf  
 T - 6:15 A - 1,813 W - Partly Cloudy, Rain, High 60s  
 \*\* Game Delayed 2:40 at the end of the 6th inning due to rain

### Game 38 | Kansas 6, No. 20 West Virginia 5

April 21, 2019	Monongalia County Ballpark									Morgantown, West Virginia
	1	2	3	4	5	6	7	8	9	R H E Record
Kansas	3	0	0	0	2	0	1	0	0	6 12 1 20-18, 5-10 Big 12
West Virginia	0	1	0	0	0	0	4	0	0	5 13 1 24-14, 8-7 Big 12

Win - Davis (4-3) Loss - Strowd (4-4) Save - Ulane (8)  
 HR - None  
 T - 2:55 A - 880 W - Cloudy, Misty, High 40s, Wind Right-to-Left 5 MPH

### Game 39 | No. 17 West Virginia 3, Texas 2

April 26, 2019	Disch-Falk Field									Austin, Texas
	1	2	3	4	5	6	7	8	9	R H E Record
West Virginia	0	0	0	0	0	0	0	2	1	3 3 0 25-14, 9-7 Big 12
Texas	0	0	1	0	0	0	0	1	0	2 9 0 24-20, 5-10 Big 12

Win - Kessler (4-2) Loss - Bocchi (2-1) Save - None  
 HR - WVU: Lake, Inman  
 T - 2:53 A - 5,213 W - Clear, 77

### Game 40 | No. 17 West Virginia 9, Texas 8

April 27, 2019	Disch-Falk Field									Austin, Texas
	1	2	3	4	5	6	7	8	9	R H E Record
West Virginia	0	0	3	2	0	1	0	1	2	9 11 2 26-14, 10-7 Big 12
Texas	1	0	1	0	3	0	3	0	0	8 12 3 24-21, 5-11 Big 12

Win - Reid (1-0) Loss - Fields (1-2) Save - Kessler (7)  
 HR - UT: Hibbeler, Zubia  
 T - 3:30 A - 6,334 W - Sunny, 80s

### Game 41 | Texas 10, No. 17 West Virginia 2

April 28, 2019	Disch-Falk Field									Austin, Texas
	1	2	3	4	5	6	7	8	9	R H E Record
West Virginia	0	1	0	1	0	0	0	0	0	2 7 3 26-15, 10-8 Big 12
Texas	0	2	1	3	0	4	0	0	x	10 13 3 25-21, 6-11 Big 12

Win - Madden (4-1) Loss - Strowd (4-5) Save - Bocchi (2)  
 HR - UT: Ford (2)  
 T - 3:05 A - 5,379 W - Mostly Sunny, 78

### Game 42 | No. 17 West Virginia 2, Marshall 0

April 30, 2019	Monongalia County Ballpark									Morgantown, West Virginia
	1	2	3	4	5	6	7	8	9	R H E Record
Marshall	0	0	0	0	0	0	0	0	0	0 1 0 23-21
West Virginia	0	0	1	0	1	0	0	0	x	2 7 0 27-15

Win - Snyder (6-1) Loss - Capuano (1-2) Save - None  
 HR - None  
 T - 2:38 A - 2,310 W - Mostly Sunny, Mid 60s, Wind Left-to-Right 20 MPH

### Game 43 | TCU 14, No. 17 West Virginia 5

May 3, 2019	Monongalia County Ballpark									Morgantown, West Virginia
	1	2	3	4	5	6	7	8	9	R H E Record
TCU	0	0	0	1	1	2	10	0	0	14 15 0 25-19, 7-9 Big 12
West Virginia	3	0	0	0	0	0	1	0	1	5 12 1 27-16, 10-9 Big 12

Win - Lodolo (6-4) Loss - Manoah (6-3) Save - None  
 HR - WVU: Hill, Zitel; TCU: Rizer (2)  
 T - 3:42 A - 2,043 W - Cloudy, 75, Light Rain Periodically

### Game 44 | TCU 6, No. 17 West Virginia 1

May 4, 2019	Monongalia County Ballpark									Morgantown, West Virginia
	1	2	3	4	5	6	7	8	9	R H E Record
TCU	1	0	2	2	1	0	0	0	0	6 11 1 26-19, 8-9 Big 12
West Virginia	0	0	0	0	0	0	1	0	0	1 4 1 27-17, 10-10 Big 12

Win - King (4-2) Loss - Wolf (2-3) Save - None  
 HR - TCU: Watson, Shepherd  
 T - 2:50 A - 2,263 W - Cloudy, 65

### Game 45 | No. 17 West Virginia 6, TCU 5

May 5, 2019	Monongalia County Ballpark									Morgantown, West Virginia
	1	2	3	4	5	6	7	8	9	R H E Record
TCU	1	0	0	0	0	3	0	0	1	5 10 2 26-20, 8-10 Big 12
West Virginia	0	0	1	0	0	0	2	0	3	6 10 0 28-17, 11-10 Big 12

Win - Reid (2-0) Loss - Perez (3-2) Save - None  
 HR - WVU: Brophy, Hill; TCU: Guenther (2)  
 T - 3:15 A - 1,593 W - Cloudy, 65

### Game 46 | No. 20 West Virginia 7, Virginia Tech 2

May 8, 2019	English Field at Union Park									Blacksburg, Virginia
	1	2	3	4	5	6	7	8	9	R H E Record
West Virginia	0	2	0	2	0	0	0	3	0	7 6 1 29-17
Virginia Tech	0	0	0	0	1	0	1	0	0	2 5 0 25-25

Win - Snyder (7-1) Loss - Scherzer (3-4) Save - None  
 HR - WVU: Brophy, Inman  
 T - 3:08 A - 1,241 W - Mostly Sunny, 77, Wind In From CF 5-10 MPH

### Game 47 | No. 20 West Virginia 6, Kansas State 0

May 10, 2019	Tointon Family Stadium									Manhattan, Kansas
	1	2	3	4	5	6	7	8	9	R H E Record
West Virginia	2	3	0	1	0	0	0	0	0	6 7 0 30-17, 12-10 Big 12
Kansas State	0	0	0	0	0	0	0	0	0	0 3 2 24-27, 7-12 Big 12

Win - Manoah (7-3) Loss - Littlejim (5-3) Save - None  
 HR - WVU: Doanes  
 T - 2:36 A - 1,655 W - Cloudy, 60, Wind In From RC 5 MPH

### Game 48 | Kansas State 8, No. 20 West Virginia 6

May 11, 2019	Tointon Family Stadium									Manhattan, Kansas
	1	2	3	4	5	6	7	8	9	R H E Record
West Virginia	1	1	1	0	0	3	0	0	0	6 6 1 30-18, 12-11 Big 12
Kansas State	5	0	1	0	2	0	0	0	x	8 9 1 25-27, 8-12 Big 12

Win - Torres (1-1) Loss - Wolf (2-4) Save - Brennan (3)  
 HR - WVU: Doanes, McIntosh; KSU: Spurlin (2), Ceballos  
 T - 2:43 A - 1,739 W - Cloudy, 62, Wind Out to Left 7 MPH



## Line Scores

### Game 49 | No. 20 West Virginia 7, Kansas State 4

May 12, 2019	Tointon Family Stadium   Manhattan, Kansas								
	1	2	3	4	5	6	7	8	9
	R	H	E				R	H	E
	Record								
West Virginia	2	0	0	0	1	0	0	4	0
Kansas State	1	0	0	0	0	1	2	0	0

Win - Ottinger (2-0) Loss - Zubradt (1-2) Save - Kessler (8)  
 HR - WVU: Inman  
 T - 3:07 A - 1,375 W - Partly Sunny, 60, Wind Left-to-Right 5 MPH

### Game 50 | No. 17 West Virginia 9, Pitt 4

May 14, 2019	PNC Park   Pittsburgh, Pennsylvania								
	1	2	3	4	5	6	7	8	9
	R	H	E				R	H	E
	Record								
West Virginia	0	0	3	0	2	1	3	0	0
Pitt	0	1	0	0	0	0	3	0	0

Win - Snyder (8-1) Loss - Cappas (3-4) Save - None  
 HR - UP: MacLaren, Popa  
 T - 2:59 A - 2,129 W - Mostly Sunny, 67, Wind In From CF 7 MPH

### Game 51 | No. 17 West Virginia 10, George Washington 1

May 16, 2019	Monongalia County Ballpark   Morgantown, West Virginia								
	1	2	3	4	5	6	7	8	9
	R	H	E				R	H	E
	Record								
George Washington	0	1	0	0	0	0	0	0	0
West Virginia	1	0	7	0	0	0	1	1	x

Win - Manoah (8-3) Loss - Woods (3-4) Save - None  
 HR - None  
 T - 2:55 A - 2,047 W - Partly Sunny, 73, Wind Right-to-Left 5 MPH

### Game 52 | No. 17 West Virginia 13, George Washington 2

May 18, 2019	Monongalia County Ballpark   Morgantown, West Virginia								
	1	2	3	4	5	6	7	8	9
	R	H	E				R	H	E
	Record								
George Washington	0	0	0	2	0	0	0	0	0
West Virginia	4	0	0	0	1	2	2	4	x

Win - Strowd (5-5) Loss - Raimo (1-3) Save - None  
 HR - WVU: Hill, Zitel  
 T - 3:20 A - 2,631 W - Sunny, 77, Wind Right-to-Left 8 MPH

### Game 53 | No. 17 West Virginia 12, Kansas 8 - Big 12 Championship

May 22, 2019	Chickasaw Bricktown Ballpark   Oklahoma City, Oklahoma								
	1	2	3	4	5	6	7	8	9
	R	H	E				R	H	E
	Record								
Kansas	1	0	0	2	4	0	1	0	0
West Virginia	5	3	1	0	0	1	2	0	x

Win - Kurtzhals (2-0) Loss - Barry (5-1) Save - Meadows (2)  
 HR - None  
 T - 3:16 A - 3,088 W - 64, Cloudy

### Game 54 | No. 17 West Virginia 5, No. 7 Texas Tech 1 - Big 12 Championship

May 23, 2019	Chickasaw Bricktown Ballpark   Oklahoma City, Oklahoma								
	1	2	3	4	5	6	7	8	9
	R	H	E				R	H	E
	Record								
West Virginia	0	0	0	2	0	0	2	1	5
Texas Tech	0	0	1	0	0	0	0	0	0

Win - Manoah (9-3) Loss - Kilian (8-3) Save - None  
 HR - None  
 T - 3:34 A - 3,687 W - 84, Mostly Sunny

### Game 55 | No. 7 Texas Tech 10, No. 17 West Virginia 3 - Big 12 Championship

May 25, 2019	Chickasaw Bricktown Ballpark   Oklahoma City, Oklahoma								
	1	2	3	4	5	6	7	8	9
	R	H	E				R	H	E
	Record								
West Virginia	1	1	0	1	0	0	0	0	0
Texas Tech	1	1	0	0	4	0	2	2	x

Win - Sublette (1-0) Loss - Strowd (5-6) Save - Haveman (2)  
 HR - WVU: Lake; TTU: Jung, Warren  
 T - 3:34 A - 6,097 W - 74, Mostly Sunny

### Game 56 | No. 17 West Virginia 2, No. 7 Texas Tech 0 - Big 12 Championship

May 25, 2019	Chickasaw Bricktown Ballpark   Oklahoma City, Oklahoma								
	1	2	3	4	5	6	7	8	9
	R	H	E				R	H	E
	Record								
West Virginia	0	0	1	0	0	1	0	0	0
Texas Tech	0	0	0	0	0	0	0	0	0

Win - Bergert (2-0) Loss - Dobbins (2-1) Save - Ottinger (1)  
 HR - None  
 T - 2:34 A - 3,713 W - 80, Mostly Sunny

### Game 57 | No. 11 Oklahoma St. 5, No. 17 West Virginia 2 - Big 12 Championship Game

May 26, 2019	Chickasaw Bricktown Ballpark   Oklahoma City, Oklahoma								
	1	2	3	4	5	6	7	8	9
	R	H	E				R	H	E
	Record								
West Virginia	0	0	1	0	0	0	0	0	1
Texas Tech	0	0	0	0	3	0	0	2	x

Win - Standlee (3-1) Loss - Jeffrey (0-1) Save - Battenfield (3)  
 HR - None  
 T - 3:03 A - 6,860 W - 79, Mostly Sunny

## Inning-By-Inning Analysis

Score by Innings	1	2	3	4	5	6	7	8	9	EX	Total
West Virginia	56	34	42	23	28	39	23	58	16	1	320
Opponents	20	28	11	27	32	33	44	26	8	1	230

### Record When Team Scores:

Runs	0	1	2	3	4	5	6	7	8	9	10+
W-L	0-3	1-2	4-4	2-2	3-3	5-4	3-2	2-0	4-0	5-0	8-0

### Record When Opponent Scores:

Runs	0	1	2	3	4	5	6	7	8	9	10+
W-L	6-0	9-1	7-1	5-1	6-1	1-3	0-4	1-0	2-1	0-3	0-5

### Record When Leading After:

Inn.	1	2	3	4	5	6	7	8
W-L	18-5	21-5	28-6	28-7	28-5	28-5	27-2	32-0

### Record When Trailing After:

Inn.	1	2	3	4	5	6	7	8
W-L	3-4	5-11	4-11	3-11	3-13	3-15	5-18	2-17

### Record When Tied After:

Inn.	1	2	3	4	5	6	7	8
W-L	16-11	11-4	5-3	6-2	6-2	6-0	5-0	3-2



## Career Multi-Hit Games

Player	2016	2017	2018	2019	Total
Darius Hill	27	20	23	18	88
Ivan Gonzalez	15	18	12	19	64
Brandon White		9	17	14	40
Marques Inman	3	5	20	12	40
Braden Zarbnisky	6	11	11		28
Tyler Doanes			9	17	26
Paul McIntosh				14	14
TJ Lake		2	1	8	11
Kevin Brophy		2	2	6	10
Chase Illig		7	2		9
Andrew Zitel	2	0	4	2	8
Tevin Tucker				6	6
Phillip Dull				3	3
Connor Hamilton			1	0	1

## Career Multi-RBI Games

Player	2016	2017	2018	2019	Total
Darius Hill	10	13	7	10	40
Ivan Gonzalez	7	8	6	8	29
Marques Inman	3	2	12	8	25
Brandon White		3	4	6	13
Tyler Doanes			6	6	12
Chase Illig		5	6		11
Kevin Brophy		1	1	9	11
Andrew Zitel	2	1	4	3	10
Braden Zarbnisky	2	2	5		9
Paul McIntosh				7	7
Tevin Tucker				5	5
TJ Lake		0	0	4	4
Connor Hamilton			1	0	1

## Career Home Runs

Player	2016	2017	2018	2019	Total
Marques Inman	1	2	6	9	18
Darius Hill	3	4	4	6	17
Kevin Brophy		0	6	8	14
Ivan Gonzalez	0	5	1	3	9
Paul McIntosh				9	9
Chase Illig		3	5		8
Tyler Doanes			1	5	6
Andrew Zitel	0	1	1	3	5
TJ Lake		0	0	3	3
Braden Zarbnisky	0	1	0		1
Brandon White		0	1	0	1
Tevin Tucker				1	1

## Career Start Chart

Player	Career	2019	Consecutive
Darius Hill	232	57	162
Ivan Gonzalez	196	57	80
Brandon White	160	55	33
Marques Inman	134	53	25
Braden Zarbnisky	100		0
Tyler Doanes	85	56	19
Kevin Brophy	60	39	9
TJ Lake	60	37	12
Tevin Tucker	57	57	57
Paul McIntosh	48	48	11
Chase Illig	47		0
Andrew Zitel	41	9	0
Austin Davis	15	15	0
Kade Strowd	13	7	0
Phillip Dull	12	12	0
Tristen Hudson	8	8	0
Connor Hamilton	4	0	0
Alek Manoah	3	0	0
Jackson Wolf	3	3	0

## Home Run Breakdown

No.	Player	Gm#	Date	Opponent	Pitcher	On Base	Inn	Outs	Count	Score	Final
1.	Marques Inman	3	2/16	at Georgia Tech ^	Tristin English	0	8	0 >	1-0	L, 4-3	L, 5-4 (11)
2.	Marques Inman	4	2/19	Canisius	Alec Ritzenthaler	0	3	0 >	2-2	0-0	W, 5-4
3.	Ivan Gonzalez	4	2/19	Canisius	Kyle Warner	0	5	1	0-0	W, 2-1	W, 5-4
4.	Darius Hill	8	2/21	Towson	Dallas Repine	0	3	0 >	2-0	W, 4-0	W, 8-3
5.	Ivan Gonzalez	9	3/1	at #3 Oregon State	Dylan Pearce	0	8	1	0-0	L, 9-1	L, 9-2
6.	Kevin Brophy	11	3/3	at #3 Oregon State	Sam Tweedt	0	2	0 >	1-1	0-0	W, 2-0
7.	Paul McIntosh	11	3/3	at #3 Oregon State	Sam Tweedt	0	2	2	0-1	W, 1-0	W, 2-0
8.	Paul McIntosh	13	3/9	Kent State	John Matthews	2	6	1	0-1	L, 4-2	W, 8-4
9.	Tyler Doanes	14	3/10	Kent State	John Schreiber	0	3	1	0-0	W, 1-0	W, 9-7
10.	Kevin Brophy	14	3/10	Kent State	Luke Albright	2	6	1	1-1	L, 5-4	W, 9-7
11.	Darius Hill	15	3/12	at Morehead State	Alex Garbrick	2	1	0	1-2	0-0	W, 9-3
12.	Paul McIntosh	15	3/12	at Morehead State	Jason Goe	0	5	1	0-2	W, 5-1	W, 9-3
13.	Tyler Doanes	15	3/12	at Morehead State	Blake Preston	1	8	2	0-0	W, 7-3	W, 9-3
14.	Ivan Gonzalez	16	3/13	at Morehead State	Garret Rogers	1	1	0	3-2	0-0	L, 9-6
15.	Marques Inman	16	3/13	at Morehead State	Garret Rogers	0	1	1	3-2	W, 2-0	L, 9-6
16.	Kevin Brophy	17	3/16	at William & Mary	Wade Strain	0	5	0 >	3-2	0-0	W, 9-1
17.	Darius Hill	17	3/16	at William & Mary	Tristan Snyder	0	7	1	1-0	W, 8-0	W, 9-7
18.	TJ Lake	18	3/16	at William & Mary	Bodie Sheehan	1	6	2	2-2	W, 2-1	L, 6-4
19.	Kevin Brophy	19	3/17	at William & Mary	Jacob Haney	2	5	2	0-0	W, 3-0	W, 12-2
20.	Paul McIntosh	19	3/17	at William & Mary	Nick Butts	0	8	1	--	W, 6-2	W, 12-2
21.	Tevin Tucker	20	3/19	Youngstown State	Grant Kersh	1	6	2	1-0	W, 12-0	W, 14-1
22.	Marques Inman	21	3/22	at Baylor *	Paul Dickens	1	1	2	3-2	0-0	L, 6-5
23.	Paul McIntosh	23	3/24	at Baylor *	Jacob Ashkinos	0	6	0 >	1-1	W, 3-1	L, 10-4 (8)
24.	Paul McIntosh	24	3/27	at Marshall &	Hunter Sexton	1	3	1	0-0	W, 9-0	W, 15-3
25.	Paul McIntosh	26	3/30	#19 Oklahoma *	Nathan Wiles	0	4	0 >	1-1	W, 2-0	W, 12-4
26.	Marques Inman	27	3/31	#19 Oklahoma *	Levi Prater	1	3	0	2-0	W, 1-0	W, 5-1
27.	Kevin Brophy	28	4/3	Pitt	Christian Camacho	1	2	1	2-1	L, 1-0	W, 5-4
28.	Kevin Brophy	30	4/6	#23 Oklahoma St. *	Joe Lienhard	1	4	1	0-0	W, 3-0	L, 9-5
29.	Tyler Doanes	32	4/10	at Maryland	Sean Heine	0	5	0 >	3-2	W, 5-0	W, 8-1
30.	Andrew Zitel	32	4/10	at Maryland	Mike Vasturia	1	8	0	1-1	W, 6-1	W, 8-1
31.	Marques Inman	36	4/20	Kansas *	Ryan Cyr	0	9	0 >	1-2	0-0	W, 1-0
32.	Paul McIntosh	37	4/20	Kansas *	Ryan Zeferjahn	0	6	1	1-2	L, 1-0	W, 3-1 (11)
33.	TJ Lake	39	4/26	at Texas *	Bryce Elder	1	8	2	3-2	L, 1-0	W, 3-2
34.	Marques Inman	39	4/26	at Texas *	Matteo Bocchi	0	9	1	0-0	2-2	W, 3-2
35.	Darius Hill	43	5/3	TCU *	Nick Lodolo	2	1	0	1-2	0-0	L, 14-5
36.	Andrew Zitel	43	5/3	TCU *	Spencer Arrighetti	0	9	0	0-0	L, 14-4	L, 14-5
37.	Kevin Brophy	45	5/5	TCU *	Marcelo Perez	0	9	1	0-0	L, 5-3	W, 6-5
38.	Darius Hill	45	5/5	TCU *	Marcelo Perez	1	9	2	3-2	L, 5-4	W, 6-5
39.	Kevin Brophy	46	5/8	at Virginia Tech	Luke Scherzer	1	2	1	0-1	0-0	W, 7-2
40.	Marques Inman	46	5/8	at Virginia Tech	Ryan Okuda	2	8	0	3-1	W, 4-2	W, 7-2
41.	Tyler Doanes	47	5/10	at Kansas State *	Caleb Littlejim	0	1	0 >	2-1	0-0	W, 6-0
42.	Tyler Doanes	48	5/11	at Kansas State *	Griffin Hassall	0	1	0 >	0-0	0-0	L, 8-6
43.	Paul McIntosh	48	5/11	at Kansas State *	Griffin Hassall	0	2	0 >	2-2	L, 5-1	L, 8-6
44.	Marques Inman	49	5/12	at Kansas State *	Jordan Wicks	1	1	2	1-0	0-0	W, 7-4
45.	Darius Hill	52	5/18	George Washington	Trevor Kuncel	1	7	0	3-1	W, 7-2	W, 13-2
46.	Andrew Zitel	52	5/18	George Washington	Andrew Wheeler	0	8	0 >	0-2	W, 9-2	W, 13-2
47.	TJ Lake	55	5/25	#7 Texas Tech %	Ryan Sublette	0	4	2	1-1	2-2	L, 10-3

> - leadoff home run

! - inside the park home run

\* - Big 12 Conference Game

^ - Atlanta Challenge, Atlanta

& - Appalachian Power Park, Charleston, W.Va.

% - Big 12 Championship, Oklahoma City

## Hitting Streaks

Player	Longest		
	Career	2019	Current
Darius Hill	17	10	1
Ivan Gonzalez	11	7	0
Tyler Doanes	11	11	11
Braden Zarbnisky	9		7
Andrew Zitel	9	2	0
Marques Inman	9	9	0
Brandon White	9	6	0
Paul McIntosh	8	8	2
Austin Davis	7	7	1
TJ Lake	7	7	1
Chase Illig	6		0
Kevin Brophy	5	3	1
Tevin Tucker	4	4	2
Tristen Hudson	3	3	0
Phillip Dull	2	2	1
Alek Manoah	1		0
Connor Hamilton	1	1	1

## Reached Base Streaks

Player	Longest		
	Career	2019	Current
Darius Hill	25	15	13
Marques Inman	22	9	0
Ivan Gonzalez	21	12	0
Braden Zarbnisky	20		7
Brandon White	16	15	2
Tyler Doanes	16	13	13
Paul McIntosh	13	13	2
Andrew Zitel	11	3	0
Chase Illig	10		2
TJ Lake	9	7	1
Tevin Tucker	8	8	3
Kevin Brophy	7	5	1
Austin Davis	7	7	1
Tristen Hudson	3	3	0
Phillip Dull	3	3	1
Connor Hamilton	2	2	1
Alek Manoah	1		0

## Game-Winning RBI

W#	Batter (#)	Runner	Date	Opponent	Runs	Outs	Count	Inning	Final	Play
1.	N/A >	Paul McIntosh (1)	2/16	at Georgia State ^	1	1		6	8-2	WP
2.	Tristen Hudson (1)	TJ Lake	2/19	Canisius	1	2	0-0	9!	5-4	1B to RF
3.	TJ Lake (1)	Tristen Hudson (1)	2/22	at Georgia Southern	1	1	1-1	7	5-1	SAC B FC, E3
4.	Ivan Gonzalez (1)	Marques Inman (1)	2/23	at Georgia Southern	2	2	0-1	1	3-1	2B to LC
5.	Tevin Tucker (1)	Brandon White (1)	2/27	Towson	1	1	1-1	2	8-3	SAC F9
6.	Kevin Brophy (1)	Kevin Brophy (1)	3/3	at #3 Oregon State	1	0	1-1	2	2-0	HR to RF
7.	Tyler Doanes (1)	Paul McIntosh (2)	3/9	Kent State	1	2	1-1	7	6-2	E6 - F
8.	Paul McIntosh (1)	Paul McIntosh (3)	3/9	Kent State	3	1	0-1	6	8-4	HR to RL
9.	Tyler Doanes (2)	Darin Tucker (1)	3/10	Kent State	1	1	3-2	6	9-7	1B to 3B
10.	Paul McIntosh (2)	Kevin Brophy (2)	3/12	at Morehead State	1	1	0-1	3	9-3	2B to LC
11.	Tevin Tucker (2)	Brandon White (2)	3/16	at William & Mary	1	2	2-1	5	9-1	1B to SS
12.	Tevin Tucker (3)	Brandon White (3)	3/17	at William & Mary	2	1	2-2	2	12-2	Suicide Sqz
13.	Tevin Tucker (4)	Paul McIntosh (4)	3/19	Youngstown State	2	0	1-1	2	14-1	2B LF Line
14.	TJ Lake (2)	Kevin Brophy (3)	3/27	at Marshall &	1	0	0-0	3	15-3	SF to LF
15.	Kevin Brophy (2)	TJ Lake (2)	3/30	#19 Oklahoma *	2	1	3-2	8	12-4	2B to RC
16.	Marques Inman (1)	Darius Hill (1)	3/31	#19 Oklahoma *	2	0	2-0	3	5-1	HR to LF
17.	Kevin Brophy (3)	Darius Hill (2)	4/3	Pitt	1	1	0-1	8	5-4	SF to RF
18.	Marques Inman (2)	Brandon White (4)	4/5	at #23 Oklahoma St. *	1	1	2-2	1	11-1	1B thru LS
19.	TJ Lake (3)	Phillip Dull (1)	4/7	at #23 Oklahoma St. *	1	2	3-2	8	4-2	Bases-Loaded BB
20.	Paul McIntosh (3)	Brandon White (5)	4/10	at Maryland	1	0	3-2	1	8-1	GO to 3B
21.	Marques Inman (3)	Darius Hill (3)	4/12	#11 Texas Tech *	1	2	0-0	1	2-0	1B thru RS
22.	Marques Inman (4)	Tevin Tucker (2)	4/13	#11 Texas Tech *	1	1	3-0	9!	4-3	Bases-Loaded BB
23.	Marques Inman (5)	Marques Inman (2)	4/20	Kansas *	1	0	1-2	9!	1-0	HR to CF
24.	Tristen Hudson >	Brandon White (5)	4/20	Kansas *	1	1	1-1	11!	4-3	WP
25.	Marques Inman (6)	Marques Inman (3)	4/26	at Texas *	1	1	0-0	9	3-2	HR to LF
26.	TJ Lake (4)	Austin Davis (1)	4/27	at Texas *	1	1	1-0	9	9-8	Safety Sqz
27.	Darius Hill (1)	Brandon White (6)	4/20	Marshall	1	2	1-0	3	2-0	1B up MI
28.	Darius Hill (2)	Darius Hill (4)	5/5	TCU *	2	2	3-2	9!	6-5	HR to RC
29.	Kevin Brophy (4)	Marques Inman (4)	5/8	at Virginia Tech	1	0	0-2	4	7-2	GO to 2B
30.	Tyler Doanes (3)	Tyler Doanes (1)	5/10	at Kansas State *	1	0	2-1	1	6-0	HR to LF
31.	TJ Lake (5)	Paul McIntosh (5)	5/12	at Kansas State *	1	0	1-2	8	7-4	SF to CF
32.	Ivan Gonzalez (2)	Marques Inman (5)	5/14	vs. Pitt #	1	2	0-2	5	9-4	1B to LF
33.	Marques Inman (7)	Brandon White (7)	5/16	George Washington	1	0	0-0	3	10-1	1B to RC
34.	Paul McIntosh (4)	Darius Hill (5)	5/18	George Washington	1	1	2-2	1	13-2	2B thru LS
35.	Brandon White (1)	Tevin Tucker (3)	5/22	Kansas %	1	0	1-0	3	12-8	SAC B to P
36.	Marques Inman (8)	Brandon White (8)	5/23	#7 Texas Tech %	1	0	0-0	4	5-1	SF to CF
37.	Darius Hill (3)	Tyler Doanes (2)	5/25	#7 Texas Tech %	1	1	2-2	3	2-0	SF to RF

### Totals by Player:

#### RBI

Marques Inman - 8  
TJ Lake - 5  
Tevin Tucker - 4  
Kevin Brophy - 4  
Paul McIntosh - 4  
Tyler Doanes - 3  
Darius Hill - 3  
Ivan Gonzalez - 2  
Tristen Hudson - 1  
Brandon White - 1

#### Run

Brandon White - 8  
Paul McIntosh - 5  
Marques Inman - 5  
Darius Hill - 5  
Kevin Brophy - 3  
Tevin Tucker - 3  
TJ Lake - 2  
Tyler Doanes - 2  
Tristen Hudson - 1  
Phillip Dull - 1  
Austin Davis - 1

> - No RBI credited on the play  
! - Walk-off hit

\* - Big 12 Conference Game  
^ - Atlanta Challenge, Atlanta  
& - Appalachian Power Park, Charleston, W.Va.  
# - PNC Park, Pittsburgh  
% - Big 12 Championship, Oklahoma City

## Hitting Breakdown

Player	Multi-Hit Games					Multi-RBI Games					Home Runs					Career Game Highs		
	Total	2	3	4	5+	Total	2	3	4	5+	Total	Solo	2	3	GS	Hits	RBI	HR
Kevin Brophy	6	6	0	0	0	9	5	2	1	1 (5)	8	3	3	2	0	3	8	3
Alec Burns	0	0	0	0	0	0	0	0	0	0	0	0	0	0	0	0	0	0
Austin Davis	0	0	0	0	0	0	0	0	0	0	0	0	0	0	0	1	1	0
Tyler Doanes	17	11	6	0	0	6	3	3	0	0	5	4	1	0	0	3	4	1
Phillip Dull	3	3	0	0	0	0	0	0	0	0	0	0	0	0	0	2	1	0
Ivan Gonzalez	19	18	1	0	0	8	8	0	0	0	3	2	1	0	0	4	3	1
Connor Hamilton	0	0	0	0	0	0	0	0	0	0	0	0	0	0	0	2	3	0
Darius Hill	18	11	6	1	0	10	4	5	0	1 (5)	6	2	2	2	0	4	5	1
Tristen Hudson	0	0	0	0	0	0	0	0	0	0	0	0	0	0	0	1	1	0
Chase Illig	0	0	0	0	0	0	0	0	0	0	0	0	0	0	0	2	4	1
Marques Inman	12	8	3	1	0	8	4	2	1	1 (5)	9	5	3	1	0	4	5	2
TJ Lake	8	8	0	0	0	4	4	0	0	0	3	1	2	0	0	3	2	1
Trey Lowe III	0	0	0	0	0	0	0	0	0	0	0	0	0	0	0	0	0	0
Paul McIntosh	14	10	4	0	0	7	3	3	1	0	9	7	1	1	0	3	4	1
JJ Sousa	0	0	0	0	0	0	0	0	0	0	0	0	0	0	0	0	0	0
Tevin Tucker	6	6	0	0	0	5	3	1	1	0	1	0	1	0	0	2	4	1
Brandon White	14	9	4	1	0	6	4	1	1	0	0	0	0	0	0	4	4	1
Braden Zarbnisky	0	0	0	0	0	0	0	0	0	0	0	0	0	0	0	5	3	1
Andrew Zitel	2	2	0	0	0	3	2	1	0	0	3	2	1	0	0	3	3	1



## Starter Stats

Pitcher	Starts	IP	W-L	ERA	B/AV
Alek Manoah	15	102.1	9-3	1.85	.186
Kade Strowd	15	79.2	5-6	4.97	.227
Jackson Wolf	13	64.1	2-4	4.90	.286
Nick Snyder	12	60.1	8-0	2.09	.168
Brock Helverson	1	2.1	0-1	23.14	.357
Ryan Bergert	1	5.0	1-0	0.00	.063

## Run Support

Pitcher	Starts	Total Runs	Avg.
Nick Snyder	12	96	8.00
High: 15, at Marshall (3/27)			
Low: 2, vs. Marshall (4/20), vs. Oklahoma St (5/26)			
Brock Helverson	1	6	6.00
High: 6, at Morehead State (3/13)			
Low: 6, at Morehead State (3/13)			
Kade Strowd	15	76	5.06
High: 13, vs. George Washington (5/18)			
Low: 0, at Ga. South. (2/23), vs. Texas Tech (4/14)			
Jackson Wolf	13	65	5.00
High: 12, vs. Oklahoma (3/30)			
Low: 0, at Baylor (3/23)			
Alek Manoah	15	74	4.93
High: 11, at Oklahoma State (4/5)			
Low: 1, vs. Kansas (4/20)			
Ryan Bergert	1	2	2.00
High: 2, vs. Texas Tech (5/26)			
Low: 2, vs. Texas Tech (5/26)			

## Career Quality Starts

Player	2016	2017	2018	2019	Total
Alek Manoah		2	1	11	14
Kade Strowd		0	0	5	5
Jackson Wolf			0	3	3
Nick Snyder				4	4

## Career Record

Player	2016	2017	2018	2019	Total
Alek Manoah		1-1	3-5	9-3	13-9
Braden Zarbnisky	4-0	6-2	2-3		12-5
Kade Strowd		1-3	4-7	5-6	10-16
Sam Kessler		1-2	4-0	4-2	9-4
Nick Snyder			0-0	8-1	8-1
Jackson Wolf			1-1	2-4	3-5
Tristen Hudson			2-0	1-0	3-0
Zach Reid			1-0	2-0	3-0
Cody Wood		2-0	0-0		2-0
Zach Ottinger				2-0	2-0
Gabe Kurtzhals				2-0	2-0
Ryan Bergert				2-0	2-0
Beau Lowery				0-2	0-2
Brock Helverson				0-1	0-1
Madison Jeffrey				0-1	0-1

## Career Saves

Player	2016	2017	2018	2019	Total
Sam Kessler		1	4	8	13
Braden Zarbnisky	0	6	2		8
Alek Manoah		2	2		4
Beau Lowery				2	2
Dillon Meadows			0	2	2
Cody Wood		1	0		1
Zach Reid			0	1	1
Zach Ottinger				1	1

## Starter Game-By-Game

Pitcher	Date	Opponent	Dec.	IP	H	R	ER	BB	SO	NP	Score	Final
Alek Manoah	2/15	at Kennesaw State ^	ND !	6.0	5	2	1	0	13	78	W, 3-2	L, 5-3
Jackson Wolf	2/16	at Georgia State ^	W	5.0	4	1	1	2	4	81	W, 6-1	W, 8-2
Kade Strowd	2/16	at Georgia Tech ^	ND	4.1	5	3	3	0	1	78	L, 3-0	L, 5-4 (11)
Nick Snyder	2/19	Canisius	ND	3.1	4	0	0	1	6	69	W, 2-0	W, 5-4
Alek Manoah	2/22	at Georgia Southern	W !	6.1	2	1	0	2	8	97	W, 3-0	W, 5-1
Jackson Wolf	2/23	at Georgia Southern	W !	7.1	3	1	1	2	2	92	W, 2-0	W, 3-1
Kade Strowd	2/23	at Georgia Southern	L !	6.2	2	1	0	1	8	97	L, 1-0	L, 1-0
Nick Snyder	2/27	Towson	W	3.0	0	0	0	0	6	45	W, 5-0	W, 8-3
Alek Manoah	3/1	at #3 Oregon State	L	2.0	4	7	4	3	3	60	L, 7-0	L, 9-2
Jackson Wolf	3/2	at #3 Oregon State	L	7.0	5	4	4	1	3	91	L, 4-2	L, 4-2
Kade Strowd	3/3	at #3 Oregon State	W !	6.1	1	0	0	9	5	105	W, 2-0	W, 2-0
Alek Manoah	3/9	Kent State	W !	7.2	5	2	2	1	12	108	W, 3-2	W, 6-2
Jackson Wolf	3/9	Kent State	ND	2.0	4	2	2	2	3	42	L, 2-0	W, 8-4
Kade Strowd	3/10	Kent State	ND	5.0	8	5	5	2	5	103	W, 4-3	W, 9-7
Nick Snyder	3/12	at Morehead State	W !	6.0	4	2	2	4	10	103	W, 7-2	W, 9-3
Brock Helverson	3/13	at Morehead State	L	2.1	5	8	6	1	2	62	L, 7-4	L, 8-3
Alek Manoah	3/16	at William & Mary	W !	7.0	4	1	0	3	9	103	W, 9-1	W, 9-1
Jackson Wolf	3/16	at William & Mary	ND	5.1	4	3	3	4	5	90	W, 4-3	L, 6-4
Kade Strowd	3/17	at William & Mary	W !	7.0	3	2	2	4	8	108	W, 6-2	W, 12-2
Nick Snyder	3/19	Youngstown State	W	4.0	4	0	0	1	4	76	W, 9-0	W, 14-1
Alek Manoah	3/22	at Baylor *	ND	7.1	8	5	5	2	6	110	W, 5-4	L, 6-5
Jackson Wolf	3/23	at Baylor *	L	3.1	8	4	4	0	1	66	L, 3-0	L, 12-0
Kade Strowd	3/24	at Baylor *	L	6.2	5	6	6	4	2	102	W, 4-3	L, 10-4 (8)
Nick Snyder	3/27	at Marshall &	W	4.0	2	1	0	5	7	86	W, 13-1	W, 15-3
Alek Manoah	3/29	#19 Oklahoma *	L !	7.1	3	2	2	4	3	113	L, 2-1	L, 2-1
Jackson Wolf	3/30	#19 Oklahoma *	ND	5.0	6	1	1	4	3	96	W, 3-1	W, 12-4
Kade Strowd	3/31	#19 Oklahoma *	W	5.0	3	1	1	8	7	115	W, 5-1	W, 5-1
Nick Snyder	4/3	Pitt	ND	5.0	1	1	1	3	5	85	W, 4-1	W, 5-4
Alek Manoah	4/5	at #23 Oklahoma St. *	W !	8.0	3	0	0	0	11	102	W, 11-0	W, 11-1
Jackson Wolf	4/6	at #23 Oklahoma St. *	ND !	7.0	8	4	1	2	7	117	W, 5-4	L, 9-5
Kade Strowd	4/7	at #23 Oklahoma St. *	W !	7.1	4	2	2	4	10	128	W, 3-2	W, 4-2
Nick Snyder	4/10	at Maryland	W	5.0	3	1	1	2	6	83	W, 6-1	W, 8-1
Alek Manoah	4/12	#11 Texas Tech *	W ! >	9.0	4	0	0	0	15	125	--	W, 2-0
Jackson Wolf	4/13	#11 Texas Tech *	ND	4.1	8	3	3	1	3	73	L, 3-2	W, 4-3
Kade Strowd	4/14	#11 Texas Tech *	L	4.0	3	2	2	7	6	91	L, 1-0	L, 3-0
Alek Manoah	4/20	Kansas *	W ! >	9.0	3	0	0	0	15	115	--	W, 1-0
Jackson Wolf	4/20	Kansas *	ND !	6.0	5	1	1	1	5	79	1-1	W, 3-1 (11)
Kade Strowd	4/21	Kansas *	L	4.1	8	5	5	1	5	74	L, 5-1	L, 6-5
Alek Manoah	4/26	at Texas *	ND !	7.0	7	1	1	2	8	124	W, 2-1	W, 3-2
Jackson Wolf	4/27	at Texas *	ND	4.0	3	2	1	2	2	60	W, 5-2	W, 9-8
Kade Strowd	4/28	at Texas *	L	3.0	5	6	4	3	3	85	L, 4-2	L, 10-2
Nick Snyder	4/20	Marshall	W ! >	9.0	1	0	0	1	16	127	--	W, 2-0
Alek Manoah	5/3	TCU *	L	6.0	8	5	4	4	5	120	L, 5-3	L, 14-5
Jackson Wolf	5/4	TCU *	L	3.1	7	5	5	2	4	73	L, 4-0	L, 6-1
Kade Strowd	5/5	TCU *	ND	5.1	8	4	4	4	6	95	L, 4-1	W, 6-5
Nick Snyder	5/8	at Virginia Tech	W !	6.1	5	2	2	4	12	118	W, 4-1	W, 7-2
Alek Manoah	5/10	at Kansas State *	W !	8.0	3	0	0	1	13	102	W, 6-0	W, 6-0
Jackson Wolf	5/11	at Kansas State *	L	4.2	7	8	8	3	3	82	L, 8-3	L, 8-6
Kade Strowd	5/12	at Kansas State *	ND !	6.2	5	4	3	3	5	113	3-3	W, 7-4
Nick Snyder	5/14	vs. Pitt #	W !	7.0	3	1	1	2	11	103	W, 9-1	W, 9-4
Alek Manoah	5/16	George Washington	W	3.2	4	1	1	0	4	56	W, 8-1	W, 10-1
Kade Strowd	5/18	George Washington	W	4.0	4	2	2	0	4	58	W, 4-2	W, 13-2
Nick Snyder	5/22	Kansas %	ND	4.2	7	7	7	5	4	102	W, 9-5	W, 12-8
Alek Manoah	5/23	#7 Texas Tech %	W !	8.0	4	1	1	1	10	126	W, 5-1	W, 5-1
Kade Strowd	5/25	#7 Texas Tech %	L	4.0	3	5	5	5	7	105	L, 5-3	L, 10-3
Ryan Bergert	5/25	#7 Texas Tech %	W	5.0	1	0	0	0	4	78	W, 2-0	W, 2-0
Nick Snyder	5/26	#11 Oklahoma St. %	ND	3.0	1	0	0	1	7	61	W, 1-0	L, 5-2

> - Complete Game

! - Quality Start

\* - Big 12 Conference Game

^ - Atlanta Challenge, Atlanta

& - Appalachian Power Park, Charleston, W.Va.

# - PNC Park, Pittsburgh

% - Big 12 Championship, Oklahoma City



## ALPHABETICAL ROSTER

No.	Name	Pos.	Ht.	Wt.	Yr.	B/T	Hometown	High School/Last School
39	Ryan Bergert	RHP	6-2	195	Fr.	R/R	Canton, Ohio	GlenOak HS
20	Drew Britt	RHP	6-5	220	Fr.	R/R	Downingtown, Pa.	Downingtown West HS
13	Kevin Brophy	INF	6-3	215	Jr.	L/R	Randolph, N.J.	Morristown Beard School
44	Alec Burns	1B	6-4	220	Fr.	R/R	Amherst, N.H.	Souhegan HS
21	Austin Davis	INF/OF	5-10	160	Fr.	R/R	Orlando, Fla.	Conrad Academy
1	Tyler Doanes	INF	5-10	175	So.	R/R	Fayetteville, Ga.	Whitewater HS
17	Phillip Dull	OF/INF/RHP	6-0	192	Fr.	R/R	Alum Bank, Pa.	Chestnut Ridge HS
32	Ivan Gonzalez	C/3B	5-9	190	Sr.	R/R	Round Rock, Texas	Stony Point HS
27	Connor Hamilton	C	6-1	220	So.	R/R	Forestport, N.Y.	Adirondack HS
19	Brock Helverson	RHP	6-3	180	Fr.	R/R	Schwenksville, Pa.	Perkiomen Valley HS
31	Darius Hill	OF	6-1	190	Sr.	L/L	Dallas, Texas	Dallas Jesuit
9	Tristen Hudson	RHP/INF	6-3	178	So.	S/R	Seneca, S.C.	Seneca HS
24	Chase Illig	C	6-0	210	R-Jr.	S/R	Bluefield, W.Va.	IMG Academy / College of Charleston
25	Marques Inman	INF	6-1	215	R-Jr.	R/R	Elyria, Ohio	Elyria HS
33	Madison Jeffrey	RHP	6-0	190	Fr.	L/R	Barboursville, W.Va.	Cabell Midland HS
42	Sam Kessler	RHP	6-1	192	Jr.	R/R	Mount Sinai, N.Y.	Mount Sinai HS
6	Gabe Kurtzhals	RHP	5-9	160	Fr.	R/R	Fort Worth, Texas	Boswell HS
12	TJ Lake	OF/INF	6-1	185	R-Jr.	L/R	Toledo, Ohio	St. John's Jesuit
15	Jeremy Lapp-Barger	RHP	6-0	180	Fr.	R/R	Sykesville, Md.	Century HS
10	Trey Lowe III	OF	6-2	210	R-Fr.	R/R	Collierville, Tenn.	Bolivar Central
30	Beau Lowery	LHP	6-0	225	Fr.	R/L	Martinsburg, W.Va.	Mercersburg Academy
47	Alek Manoah	RHP	6-6	260	Jr.	R/R	Miami, Fla.	South Dade Senior HS
34	Paul McIntosh	C/OF	6-1	220	So.	R/R	Miami Gardens, Fla.	Dade Christian HS / Motlow St. CC
16	Dillon Meadows	RHP	6-2	185	R-Jr.	R/R	Paradise, Texas	Paradise HS / Weatherford College
37	Zach Ottinger	RHP	6-1	180	Fr.	L/R	Marietta, Ga.	Lassiter HS
43	Daniel Ouderkirk	RHP	6-9	225	Fr.	R/R	Penn Laird, Va.	Spotswood HS
18	Zach Reid	LHP	5-11	165	R-Sr.	L/L	Montgomery, Ala.	Trinity Presbyterian School / Tennessee
35	Nick Snyder	LHP	6-7	220	Jr.	L/L	Marlton, N.J.	Cherokee HS / Mercer County CC
11	JJ Sousa	INF/OF	6-1	155	Fr.	L/R	Palm Coast, Fla.	Matanzas HS
5	Kade Strowd	RHP	6-2	175	Jr.	R/R	Fort Worth, Texas	Mansfield Legacy
2	Tevin Tucker	INF	6-0	175	Fr.	R/R	Petersburg, Va.	Prince George HS
7	Brandon White	OF	5-11	160	Jr.	R/R	Winter Springs, Fla.	Winter Springs HS
23	Jackson Wolf	LHP	6-7	205	So.	L/L	Gahanna, Ohio	Gahanna Lincoln HS
4	Cody Wood	RHP	6-3	195	R-Jr.	R/R	Denver, Colo.	Cherry Creek HS
26	Braden Zarbnisky	RHP/OF	6-3	185	Sr.	L/R	Marietta, Ga.	Pope HS
45	Andrew Zitel	INF	6-2	207	Sr.	R/R	Hillsborough, N.J.	Hillsborough HS

## NUMERICAL ROSTER

No.	Name	Pos.
1	Tyler Doanes	INF
2	Tevin Tucker	INF
4	Cody Wood	RHP
5	Kade Strowd	RHP
6	Gabe Kurtzhals	RHP
7	Brandon White	OF
9	Tristen Hudson	RHP/INF
10	Trey Lowe III	OF
11	JJ Sousa	INF/OF
12	TJ Lake	OF/INF
13	Kevin Brophy	INF
15	Jeremy Lapp-Barger	RHP
16	Dillon Meadows	RHP
17	Phillip Dull	INF/OF/RHP
18	Zach Reid	LHP
19	Brock Helverson	RHP
20	Drew Britt	RHP
21	Austin Davis	INF/OF
23	Jackson Wolf	LHP
24	Chase Illig	C
25	Marques Inman	INF
26	Braden Zarbnisky	RHP/OF
27	Connor Hamilton	C
30	Beau Lowery	LHP
31	Darius Hill	OF
32	Ivan Gonzalez	C/3B
33	Madison Jeffrey	RHP
34	Paul McIntosh	C/OF
35	Nick Snyder	LHP
37	Zach Ottinger	RHP
39	Ryan Bergert	RHP
42	Sam Kessler	RHP
43	Daniel Ouderkirk	RHP
44	Alec Burns	1B
45	Andrew Zitel	INF
47	Alek Manoah	RHP

## COACHES AND STAFF

**Head Coach:** Randy Mazey – 7th season  
**Assistant Coach/Recruiting Coord.:** Steve Sabins – 4th season  
**Assistant Coach:** Mark Ginther – 1st season  
**Volunteer Assistant:** Zach Bargerion – 1st season  
**Strength Coach:** Sean Healy - 1st Season  
**Director of Baseball Operations:** Pat Crowe  
**Director of Player Development, Dir. of Camps:** Jared Fabian  
**Athletic Trainer:** Cole Stembridge

## ROSTER BREAKDOWN

By Class	By State
Freshmen . . . . .15	Florida, Texas . . . . .5
Sophomores . . . . .6	Ohio. . . . .4
Juniors. . . . .11	Georgia, New Jersey,
Seniors . . . . .5	Pennsylvania, West Virginia . .3
	New York, Virginia. . . . .2
<b>By Position</b>	Alabama, Colorado, Maryland,
Catchers . . . . .4	New Hampshire, South
Infielders . . . . .12	Carolina, Tennessee . . . . .1
Outfielders. . . . .9	
Pitchers . . . . .20	
Right-Handed. . . . .16	
Left-Handed . . . . .4	

## PRONUNCIATION GUIDE

Kevin **Brophy** . . . . .Bro-fee  
Tyler **Doanes**. . . . . Doenz  
Ivan **Gonzalez**. . . . .I-ven  
Chase **Illig**. . . . . Ill-ig  
**Marques** Inman . . . . . Marcus  
Gabe **Kurtzhals** . . . . . Kurtz-Alls  
Jeremy **Lapp-Barger** . . . . . Lap-Barg-er  
Alek **Manoah**. . . . . Mu-Noh-ah  
Paul **McIntosh** . . . . . Mac-In-tosh  
Zach **Ottinger** . . . . . Otting-Ger  
Daniel **Ouderkirk** . . . . . Ow-dur-kirk  
Braden **Zarbnisky**. . . . . Zarb-NIS-key  
Andrew **Zitel** . . . . . Zie-TELL

Randy **Mazey** . . . . . may-Zee  
Zach **Bargerion**. . . . . Barge-err-on  
Jared **Fabian**. . . . . Fay-bee-en