


WASHBURN ICHABODS



GAME #5



WASHBURN ICHABODS

Record _____ 1-3, 0-3 MIAA
 Rankings __NR (AFCA) / NR (D2football.com)
 Head Coach _____ Craig Schurig
 Career Record _____ 138-95 (22nd)
 School Record _____ same
 vs Nebraska-Kearney _____ 7-3

VS



NEBRASKA-KEARNEY LOPERS

Record _____ 1-3, 1-3 MIAA
 Rankings __NR (AFCA) / NR5 (D2football.com)
 Head Coach _____ Ryan Held
 Career Record _____ 1-3 (1st)
 School Record _____ same
 vs Washburn _____ 0-0

SEPTEMBER 30, 2023 • 2 P.M.

KEARNEY, NEB. • COPE STADIUM

Radio KTPK 106.9 FM with Jake Lebahn (xpr), Fletcher Terrell (analyst), Trenton Kraxner (sidelines)

Online Stream themianetwork.com/washburnichabods

2023 SCHEDULE

AT PITTSBURG STATE (#23/#24)
 August 31 • 7 p.m.
 L 7-37

MISSOURI SOUTHERN
 September 7 • 6 p.m.
 L 23-30

AT LINCOLN
 September 16 • 6 p.m.
 W 24-10

CENTRAL MISSOURI (#25/#25)
 September 23 • 1 p.m.
 L 28-58

AT NEBRASKA-KEARNEY
 September 30 • 2 p.m.
 Kearney, Nebraska

MISSOURI WESTERN
 October 7 • 1 p.m.
 Topeka, Kansas

AT EMPORIA STATE
 October 14 • 1 p.m.
 Emporia, Kansas

FORT HAYS STATE
 October 21 • 1 p.m.
 Topeka, Kansas

NORTHWEST MISSOURI
 October 28 • 1 p.m.
 Topeka, Kansas

AT CENTRAL OKLAHOMA
 November 4 • 2 p.m.
 Edmond, Oklahoma

NORTHEASTERN STATE
 November 11 • 1 p.m.
 Topeka, Kansas

NCAA PLAYOFFS
 November 18, 25, December 2, 9
 NCAA Championship Game December 16

WU ATHLETIC COMMUNICATIONS

Asst. AD/FB Contact _____ Gene Cassell
 Office Phone _____ (785) 670-1791
 Email _____ gene.cassell@washburn.edu
 Asst. Director Communications _____ Kyle Manthe
 Office Phone _____ (785) 670-1948
 Email _____ kyle.manthe@washburn.edu

FOR STARTERS

- ▶ The Washburn Ichabod football team is back on the road again as they travel to Kearney, Neb. to face the Lopers on Saturday with a 2 p.m. kickoff.
- ▶ Washburn fell last time out to No. 25-ranked Central Missouri on Sept. 23 in Topeka in a 58-28 loss.
- ▶ The Lopers are 1-3 matching the Ichabod record after they lost at Pittsburg State 33-14 last time out.
- ▶ The Ichabods have lost the last two meetings with the Lopers and trail the all-time series 17-13.
- ▶ The Ichabods had won nine in a row from 1986 to 2017, but have dropped three of the last four.

BLUE NOTES

- ▶ Taylon Peters has tied Brandon Rainer for seventh on the all-time rushing chart at Washburn with 2,205 yards ... his 472 carries is eighth all-time at Washburn ... he needs five yards to move into sixth on the all-time rushing chart.
- ▶ The Ichabods have played 12 true freshmen so far this season and have also played 16 redshirt freshmen this season.
- ▶ The Ichabods are ranked eighth in the NCAA D2 ranks in net punting at 40.33, which also leads the MIAA.
- ▶ The Ichabod punt return defense is fourth in the nation allowing 0.00 average yards per return.
- ▶ D.J. Bell is 10th in the nation in kickoff return average at 34.2 per return.
- ▶ Taylon Peters is 32nd in the nation in yards per game averaging 83.5.
- ▶ The Ichabods are looking to avoid their first 0-4 start to MIAA play since the 2003 season when they started 0-4 in league play.

PRO BODS

- ▶ The Washburn Ichabods have two former players on NFL rosters after the final cuts were made last week.
- ▶ Kyle Hinton is on the 53-man roster of the Atlanta Falcons.
- ▶ Corey Ballentine was elevated to the 53-man roster in Green Bay for its game on Sept. 24.

BY THE NUMBERS



SCORING		
Points	82	79
Points Per Game	20.5	19.75
FIRST DOWNS		
Total	90	64
Rushing	32	29
Passing	43	30
Penalties	15	5
RUSHING		
Yards	702	448
Yards Gained	773	516
Yards Lost	71	68
Attempts	163	114
AVG/Attempt	4.3	3.9
AVG/Game	175.5	112.0
TDs	3	6
PASSING		
Yards	677	765
ATT-CMP-INT	138-76-5	100-60-5
AVG/Pass	4.91	7.65
AVG/Catch	8.91	12.75
AVG/Game	169.3	191.3
TDs	6	5
RETURNS		
Kick: ATT-YDs	18-443	8-203
Kick: AVG	24.6	25.4
Punt: ATT-YDs	3-4	1-16
Punt: AVG	1.3	16.0
INT: ATT-YDs	2-27	3-0
INT: AVG	13.5	0.0
KICKING		
Punt: YDs	12-524	15-594
Punt: AVG	43.7	39.6
FGM-FGA	4-7	1-3
MISCELLANEOUS		
Fumbles-Lost	7-2	8-1
Penalties: Num-YDs	31-268	22-162
Penalties: AVG/Game	67.0	40.5
Time of Possession	133:42	99:53
3rd-Down Conversions	61	46
4th-Down Conversions	16	4
Sacks-Yards	6-37	5-36
TDs	10	11

SERIES HISTORY

Series Record _____ UNK leads 17-13
 Streaks _____ UNK has won the last two meetings
 First Meeting _____ UNK 19-14 (09/14/1963) in Kearney
 Last Meeting _____ UNK 21-13 (09/17/2022) in Topeka
 Last WU Win _____ 57-41 (11/16/2019) in Kearney
 Last UNK Win _____ 21-13 (09/17/2022) in Topeka
 Largest WU Win _____ 58-13 (09/05/2013) in Kearney
 Largest UNK Win _____ 55-6 (09/16/1967) in Kearney

LAST MEETING WITH THE LOPERS

	NEBRASKA-KEARNEY	21
	WASHBURN	13

SEPT. 17, 2022 // TOPEKA, KAN. // YAGER STADIUM // ATT: 6,321

Score by Quarters	1	2	3	4	FINAL	
Nebraska-Kearney	14	7	0	0	-	21 Record: (2-1, 2-1)
Washburn	3	3	7	0	-	13 Record: (2-1, 2-1)

Scoring Summary

1st	08:54	UNK	McPhee,AJ 27 yd pass from Davis,TJ (Gonzalez,Junior kick)
1st	06:40	WU	Lake,Kameron 38 yd field goal
1st	04:31	UNK	Stanton,Zorian 18 yd pass from Davis,TJ (Gonzalez,Junior kick)
2nd	05:04	UNK	Davis,TJ 9 yd run (Gonzalez,Junior kick)
2nd	00:00	WU	Lake,Kameron 22 yd field goal
3rd	08:29	WU	Browning,Hunter 1 yd run (Lake,Kameron kick)

Team Stats

	UNK	WU
FIRST DOWNS	18	18
RUSHES-YARDS (NET)	47-243	32-102
PASSING YDS (NET)	164	145
Passes Att-Comp-Int.	13-8-1	37-19-0
TOTAL OFFENSE PLAYS-YARDS	60-407	69-247
Fumble Returns-Yards	0-0	0-0
Punt Returns-Yards	1-11	1-5
Kickoff Returns-Yards	1-23	3-48
Interception Returns-Yards	0-0	1-2
Punts (Number-Avg)	3-45.0	5-47.0
Fumbles-Lost	1-1	0-0
Penalties-Yards	7-55	7-55
Possession Time	30:24	29:36
Third-Down Conversions	4 of 11	7 of 16
Fourth-Down Conversions	2 of 2	1 of 3
Red-Zone Scores-Chances	2-4	2-2
Sacks By: Number-Yards	1-7	1-12

Individual Stats

RUSHING: Neb.-Kearney-Davis,TJ 22-74; Schawang,Zane 7-73; Cearns,Damien 10-60; Torres,Bailey 3-30; Jackson,Montrez 3-7; Joseph,Jamaal 1-0; TEAM 1-minus 1. Washburn-Peters,Taylon 18-70; Browning,Hunter 6-15; Letcher,Jr.,James 2-10; Simoncic,Kellen 6-7.

PASSING: Neb.-Kearney-Davis,TJ 8-13-1-164. Washburn-Simoncic,Kellen 19-37-0-145.

RECEIVING: Neb.-Kearney-McPhee,AJ 2-61; Torres,Bailey 2-52; Stanton,Zorian 1-18; Schawang,Zane 1-15; Cearns,Damien 1-10; Thompson,Landon 1-8. Washburn-Letcher,Jr.,James 6-60; Wilson,Collin 4-29; Browning,Hunter 3-20; Afful,Peter 2-15; Peters,Taylon 2-6; Pivarnik,Trey 1-11; Simmons,Matthew 1-4.

INTERCEPTIONS: Neb.-Kearney-None. Washburn-Lane,Peyton 1-minus 2.

FUMBLES: Neb.-Kearney-Torres,Bailey 1-1. Washburn-None.

SACKS (UA-A): Neb.-Kearney-Harrison,Jimmy 1-0. Washburn-Urban,Landen 1-0.

TACKLES (UA-A): Washburn-Washburn-Bruner,Grant 6-5; Finnesy,Jordan 5-1; Urban,Landen 5-1; Lane,Peyton 4-2; Derrick McClendon 2-3; Altener,Patrick 3-1; Ross,Channon 2-2; Clark,Christian 3-0; Peavler,Brent 1-2; Jiple,Martin 2-0; Rose,Braden 1-1; Akinmoladun,Justice 0-2; Spencer,Caeden 1-0; Thomas,Alex 1-0; Harden,Brendan 1-0; Piburn,Daniel 1-0; Phelps,Jamison 1-0; Ast,Chase 1-0; Searcy,Connor 1-0.



NEBRASKA-KEARNEY
[13-17]

6-9-0 (H) // 7-8-0 (A)

0-0-0 (N)

STREAK: UNK 2

09/14/1963 __Kearney ____ L, 14-19

09/19/1964 __Topeka ____ L, 12-14

09/18/1965 __Kearney ____ L, 14-40

09/17/1966 __Topeka ____ L, 6-21

09/16/1967 __Kearney ____ L, 6-55

09/14/1968 __Topeka ____ W, 26-20

10/04/1969 __Kearney ____ W, 3-0

10/16/1976 __Topeka ____ L, 9-36

10/15/1977 __Topeka ____ L, 21-28

10/14/1978 __Topeka ____ L, 12-49

11/03/1979 __Kearney ____ L, 7-28

11/01/1980 __Topeka ____ L, 7-14

11/14/1981 __Kearney ____ L, 7-26

11/13/1982 __Kearney ____ L, 3-34

11/05/1983 __Kearney ____ W, 7-0

11/03/1984 __Topeka ____ L, 0-30

11/09/1985 __Kearney ____ L, 16-21

11/08/1986 __Topeka ____ W, 24-3

10/10/1987 __Topeka ____ W, 28-0

10/08/1988 __Kearney ____ W, 29-12

08/30/2012 __Topeka ____ W, 24-14

09/05/2013 __Kearney ____ W, 58-13

09/11/2014 __Kearney ____ W, 10-7

09/10/2015 __Topeka ____ W, 34-14

09/24/2016 __Kearney W (3ot), 47-44

09/23/2017 __Topeka ____ W, 60-28

11/10/2018 __Topeka ____ L, 16-17

11/16/2019 __Kearney ____ W, 57-41

09/18/2021 __Kearney ____ L 24-28

09/17/2022 __Topeka ____ L 13-21

COACHES

Washburn Ichabod head coach Craig Schurig . . .

- » was named head coach of the Ichabod football program Dec. 28, 2001.
- » is 138-95 (.599) in his 21st season as the Ichabod head coach and the sixth-longest tenured football coach in MIAA history.
- » is 121-82 (.603) against the MIAA in league games.
- » has led the Ichabods to four NCAA Playoff appearances and four bowl appearances and three bowl championships.
- » led the Ichabods to the 2005 MIAA regular season outright championship.
- » led the Ichabods to the program's first 10-win season and their first NCAA or NAIA playoff game victory in school history with a win over Abilene Christian during the 2011 season.
- » is Washburn's all-time winningest football coach with 138 wins.
- » is 7-3 against Nebraska-Kearney.

Nebraska-Kearney head coach Ryan Held . . .

- » is in his first season directing the UNK program going 1-3.
- » spent the 2022 season as interim head coach and offensive coordinator at FCS member North Alabama.
- » before that, he was an assistant/running backs coach and recruiting coordinator at Nebraska (2018-21) and assistant/running backs coach at Central Florida (2016-17).
- » additionally, he has held head coaching stints at junior colleges Northeastern Oklahoma A&M and Highland Community College; Division II Southwestern Oklahoma and Panhandle State; and NAIA Peru State.
- » is 0-0 against Washburn.

NOTING THE LOPERS

- » The Lopers are 1-3 this season after falling at No. 3-ranked Pittsburg State last time out 33-14.
- » The Lopers are averaging 19.8 ppg while allowing 23 ... opponents have scored 20 points off of UNK turnovers this season.
- » UNK is averaging 112 yards per game on the ground and 191.2 through the air.
- » TJ Davis leads the team with 67.2 yards per game on the ground and he is passing for 191 yards a game completing 62 percent of his passes for 764 yards and five touchdowns ... his 258.2 yards per game of total offense leads the team.
- » Severyn Foster has 11 catches this season for 205 yards and two scores.
- » Tre O'Guinn leads the team with 32 tackles and six different players have recorded at least 2.0 tackles for loss this season.

LAST MEETING WITH THE LOPERS

(Sept. 17, 2022) TOPEKA, Kan. — The Washburn Ichabods fell for the first time this season in a 21-13 loss to the Nebraska-Kearney Lopers on Saturday afternoon dropping to 2-1 on the season.

2023 WASHBURN FOOTBALL SERIES SCHEDULE

Day, Date	Opponent	Location	Result/Time	Series/Notes	Streak
Thursday, Aug. 31	at Pittsburg State	Pittsburg, Kan.	L, 7-34	PSU leads 65-27-1	PSU - 2
Thursday, Sept. 7	Missouri Southern State	Topeka, Kan.	L, 23-30	WU leads 28-23-1	MSSU - 1
Saturday, Sept. 16	at Lincoln University	Jefferson City, Mo.	W, 24-10	WU leads 10-0	WU - 10
Saturday, Sept. 23	Central Missouri	Topeka, Kan.	L 28-58	UCM leads 29-21-2	UCM - 1
Saturday, Sept. 30	at Nebraska-Kearney	Kearney, Neb.	2:00 P.M.	UNK leads 17-13	UNK - 2
Saturday, Oct. 7	Missouri Western	Topeka, Kan.	3:00 P.M.	MWSU leads 26-22-2	WU - 2
Saturday, Oct. 14	at Emporia State	Emporia, Kan.	1:00 P.M.	ESU leads 59-53-6	ESU - 2
Saturday, Oct. 21	Fort Hays State	Topeka, Kan.	1:00 P.M.	WU leads 46-27-3	WU - 2
Saturday, Oct. 28	Northwest Missouri	Topeka, Kan.	1:00 P.M.	NWMSU leads 34-7	NWMSU - 1
Saturday, Nov. 4	at Central Oklahoma	Edmond, Okla.	2:00 P.M.	UCO leads 6-5	WU - 2
Saturday, Nov. 11	Northeastern State	Topeka, Kan.	1:00 P.M.	WU leads 10-1	WU - 10

THE ICHABODS WHEN ...

	In 2023	Under HCCS*
Following a loss	1-1	46-37
At home	0-2	71-44
On the road	1-1	64-50
Neutral site	0-0	3-1
Against MIAA opponents	1-2	114-82
Against non-conference opponents	0-0	19-10
On natural grass	0-0	22-16
On artificial turf	1-3	116-79
In day games	0-1	98-72
In home day games	0-1	47-35
In road day games	0-0	43-40
In night games	1-2	36-18
In August	0-1	7-3
In September	1-2	50-33
In October	0-0	56-34
In November	0-0	24-24
In December	0-0	3-1
Leading after 1st quarter	1-0	95-20
Leading after 2nd quarter	1-1	106-14
Leading after 3rd quarter	1-0	122-6
Tied after 1st quarter	0-2	27-20
Tied after 2nd quarter	0-0	11-10
Tied after 3rd quarter	0-0	5-5
Trailing after 1st quarter	0-1	17-53
Trailing after 2nd quarter	0-2	21-72
Trailing after 3rd quarter	0-3	9-84
In overtime	0-0	6-6
WU scores first	1-0	97-27
Opponent scores first	0-3	41-68
WU has the first possession	0-0	89-55
Opponent has the first possession	1-3	49-39
WU scores 0-10 points	0-1	1-13
WU scores 11-20 points	0-0	7-26
WU scores 21-30 points	1-2	35-40
WU scores 31-40 points	0-0	42-12
WU scores 41-50 points	0-0	31-3
WU scores 50-plus points	0-0	21-0
Opponent scores 0-10 points	1-0	34-0
Opponent scores 11-20 points	0-0	45-5
Opponent scores 21-30 points	0-1	41-19
Opponent scores 31-40 points	0-1	14-34
Opponent scores 41-50 points	0-0	5-23
Opponent scores 50-plus points	0-1	0-11
WU has over 200 yards rushing	1-0	52-6
WU has less than 200 yards rushing	0-3	86-87
Opponent has over 200 yards rushing	0-2	20-37
Opponent has less than 200 yards rushing	1-1	117-57
WU has over 200 yards passing	1-0	96-58
WU has less than 200 yards passing	0-3	41-35
Opponent has over 200 yards passing	0-1	77-60
Opponent has less than 200 yards passing	1-2	60-34
WU gains 0-100 net yards	0-0	0-0
WU gains 101-200 net yards	0-0	0-8
WU gains 201-300 net yards	0-1	14-24
WU gains 301-400 net yards	0-2	36-37
WU gains 401-500 net yards	0-0	52-19
WU gains 501-plus net yards	1-0	35-5
Opponent gains 0-100 net yards	0-0	0-0
Opponent gains 101-200 net yards	1-0	17-2
Opponent gains 201-300 net yards	0-0	33-4
Opponent gains 301-400 net yards	0-2	55-20
Opponent gains 401-500 net yards	0-0	26-44
Opponent gains 501-plus net yards	0-1	7-23
WU commits 0-5 penalties	0-1	34-32
WU commits 6-10 penalties	1-1	81-49
WU commits 11-plus penalties	0-1	23-11
Opponent commits 0-5 penalties	0-0	56-38
Opponent commits 6-10 penalties	0-3	67-44
Opponent commits 11-plus penalties	0-1	15-12
WU leads in time of possession	1-3	70-24
WU trails in time of possession	0-0	68-66

*under head coach Craig Schurig since the 2002 season

2023 MIAA STANDINGS

	MIAA	Pct.	Overall	Pct.	Streak
Pittsburg State	4-0	1.000	4-0	1.000	W4
Emporia State	3-0	1.000	4-0	1.000	W4
Central Missouri	3-1	.750	3-1	.750	W1
Missouri Southern	3-1	.750	3-1	.750	W3
Missouri Western	2-1	.667	3-1	.750	W3
Fort Hays State	2-2	.500	2-2	.500	L1
Northwest Missouri	1-2	.333	2-2	.500	W1
Central Oklahoma	1-3	.250	1-3	.250	L3
Nebraska Kearney	1-3	.250	1-3	.250	L2
Washburn	0-3	.000	1-3	.250	L1
Northeastern State	0-4	.000	0-4	.000	L4

AFCA COACHES POLL #4

1	Ferris St. (Mich.) (23)	2-1	715	1
2	Colorado School of Mines (6)	4-0	702	2
3	Pittsburg St. (Kan.)	4-0	667	3
4	Minnesota St.	4-0	614	5
5	Quachita Baptist (Ark.)	4-0	612	4
6	West Florida	3-1	559	7
7	Grand Valley St. (Mich.)	2-1	557	6
8	Delta St. (Miss.)	4-0	526	8
9	Bemidji St. (Minn.)	4-0	494	9
10	Harding (Ark.)	4-0	468	10
11	Emporia St. (Kan.)	4-0	444	11
12	Slippery Rock (Pa.)	4-0	408	12
13	Benedict (S.C.)	4-0	367	14
14	Indianapolis (Ind.)	3-0	331	16
15	Lenoir-Rhyne (N.C.)	4-0	299	17
16	Texas A&M-Kingsville	3-0	290	18
17	Western Colorado	4-0	277	19
18	Davenport (Mich.)	3-0	201	21
19	Minnesota-Duluth	4-0	166	23
20	Angelo St. (Tex.)	2-2	143	22
21	Central Missouri	3-1	113	25
22	Valdosta St. (Ga.)	4-0	83	NR
23	Assumption (Mass.)	2-1	68	24
24	Henderson St. (Ark.)	3-1	53	20
25	Shepherd (W.Va.)	3-1	52	13

Dropped out: Virginia Union (15)

Others Receiving Votes: Truman St. (Mo.), 46; Virginia Union, 45; Augustana (S.D.), 33; Tuskegee (Mo.), 25; Tiffin (Ohio), 23; Black Hills St. (S.D.), 11; Virginia St., 10; Indiana (Pa.), 8; Mars Hill (N.C.), 4; Central Washington, 3; East Stroudsburg (Pa.), 3; Missouri Western St., 3; Bowie St. (Md.), 2.

D2FOOTBALL.COM POLL #4

1	Ferris State	2-1	1
2	Colorado Mines	4-0	2
3	Pittsburg State	4-0	3
4	Grand Valley	2-1	4
5	Minnesota State	4-0	5
6	Delta State	4-0	6
7	Bemidji State	4-0	7
8	West Florida	3-1	8
9	Quachita Baptist	4-0	9
10	Emporia State	4-0	10
11	Harding	4-0	11
12	Slippery Rock	4-0	12
13	Benedict	4-0	13
14	Lenoir-Rhyne	4-0	15
15	Indianapolis	3-0	17
16	Davenport	3-0	18
17	Western Colorado	4-0	20
18	IUP	3-1	19
19	Angelo State	2-2	21
20	Texas A&M-Kingsville	3-0	22
21	Truman State	4-0	24
22	Central Missouri	3-1	25
23	Shepherd	3-1	14
24	Virginia Union	3-1	16
25	Minnesota Duluth	4-0	NR

The Lopers were forced to punt on their first possession and the Ichabods turned the ball over on downs to open the game. It was on the third series of the game the Lopers moved the scoreboard taking a 7-0 lead with 8:54 to go in the first.

Washburn next possession stalled out at the UNK (2-1, 2-1 MIAA) and Kameron Lake put the Ichabods on the board with 1 38-yard field cutting the lead to 7-3 by the Lopers.

The Lopers then marched 75 yards in four plays as they went up 14-3 after an 18-yard touchdown pass wrapping up the scoring in the first half as the Ichabods were outgained 176 to 30.

Neither team would score until the Lopers went up 21-3 with 5:07 to play in the half. The Ichabods then scored again using their longest drive of the year - a 17-play 87-yard drive capped by a 22-yard field goal by Lake at the half.

Washburn cut the lead to 21-13 on its first drive of the second half as Hunter Browning capped a 75-yard drive with a 1-yard run with 8:29 to play in the third quarter.

The teams traded punts ending the third quarter and on the third play of the fourth quarter, UNK fumbled heading into the end zone on a forced fumble by Jordan Finnesy returning the ball back to the Ichabods with 13:31 to go in the game after review confirmed the call.

However the Ichabods were forced to punt and then again the teams went back and forth with punts returning the ball to the Lopers for the final 7:00 of the game as UNK converted three third downs and a fourth down conversion to run out the clock ending the game snapping the Ichabods eight-game winning streak in Yager Stadium.

Washburn was outgained by the Lopers 375 to 247 in the game as the Lopers rushed the ball for 243 compared to 102 for the Ichabods.

Taylor Peters had 70 yards on the ground for the Ichabods on 18 carries and Kellen Simoncic was 19 of 37 for 145 yards. James Letcher, Jr., had six catches for 60 yards.

Grant Bruner had 11 tackles to lead the Ichabods and Landen Urban had six tackles with a sack and two tackles for loss.

TJ Davis had 74 yards rushing and 132 in the air adding two scores for the Lopers.

SERIES HISTORY WITH NEBRASKA-KEARNEY

- The Ichabods trail the all-time series with the Lopers 17-13.
- Washburn is 6-9 in home games against the Lopers and 7-8 in games played in Kearney.
- The very first meeting took place on Sept. 14, 1963 with the Lopers winning 19-14 in Kearney.
- The Ichabods are 10-3 in the last 13 meeting against the Lopers.

LAST TIME OUT FOR THE ICHABODS

(Sept. 23, 2023) TOPEKA, Kan. - The Washburn Ichabods ran into a buzzsaw on Saturday afternoon in Yager Stadium in a 58-28 loss to No. 25-ranked Central Missouri.

In a wild first quarter that saw Central Missouri (3-1, 3-1 MIAA) scored in two plays after a blocked 52-yard field goal attempt was returned to the Washburn 19 taking a 6-0 lead after the extra point was missed by the Mules. After an Ichabod punt, UCM drove down to the Ichabod 3 yard line, but recovered a fumble to take over. The Washburn drive stalled and then Jake Zeller kicked a career-long 71-yard punt flipping the field down to the UCM 22.

Three plays later, UCM's pass from Zach Zembrowski was picked off by Josh Grant. Washburn then took a 7-6 lead when Sam Van Dyne connected with D.J. Bell on an 18-yard touchdown pass and Trenton Brehm's extra point gave the Ichabods the lead with 3:15 left in the first quarter.

Central regained the lead on a 49-yard touchdown run taking the lead back at 12-7 after its second extra point attempt of the day was missed.

On the Ichabods' ensuing drive, Teondre Carter rushed down to the UCM 1-yard line, but fumbled into the endzone and it was recovered by offensive lineman Mason Fair for the score as Washburn regained the lead at 14-12. However the Mules needed seven plays marching 75 yards capped by a 6-yard touchdown pass with 11:37 to go in the half.

After a 57-yard punt by Zeller, Washburn went 80 yards on 10 plays to take the lead at 27-14 midway through the second quarter. The Mules added a touchdown just before the half to take a

QUICK FACTS

WASHBURN ICHABOD FOOTBALL

Head coach	Craig Schurig
Alma mater	Colorado School of Mines, 1987
Record at school (yrs)	138-95, 22nd season
Career record (yrs)	same
Craig Schurig	Head Coach
Zach Watkins	Co-Defensive Coordinator / Defensive Backs
Brock Luke	Co-Defensive Coordinator / Linebackers
Jeff Schwinn	Offensive Coordinator / Wide Receivers
Dane Simoneau	Assistant Coach / Co-Offensive Coordinator / Quarterbacks
Josh Osborn	Assistant Coach / Tight Ends / Fullbacks / Recruiting Coordinator / Special Teams Coordinator
Mitch Schurig	Assistant Coach / Offensive Line
David Trupp	Strength and Conditioning Coordinator
T.D. Hicks	Volunteer Assistant
Malen Luke	Volunteer Assistant / Defensive Line
Ryan Kelly	Volunteer Assistant / Offensive Line
Jarvis Harrod	Graduate Assistant Coach / Defensive Backs
Jared Taylor	Graduate Assistant Coach / Running Backs
Alex Thomas	Graduate Assistant Coach / Defensive Line

WASHBURN FOOTBALL HISTORY

First year of football	1891 (2023 is 132nd season)
Overall all-time record	576-603-44 (.484)
Number of years in national playoffs	6
	NCAA Record • 1-4 — NAIA Record • 0-2
Last Postseason Playoff Opponent	Harding • Lost 30-14 in NCAA First Round (11/20/21)
Last Non-playoff Postseason Appearance	Angelo State • Win 41-25 in 2017 C.H.A.M.P.S. Heart of Texas Bowl (12/2/2017)
All-time MIAA record	112-136
All-time postseason record	5-8
All-time NCAA postseason record	1-4
Conference titles	12
	1903, 1907, 1914, 1921, 1930, 1931, 1949, 1953 1954, 1964, 1983, 2005
MIAA titles	1 2005
Postseason playoff appearances	9
	1974, 1976, 1986, 1988, 2004, 2005, 2007, 2011, 2021
Undefeated seasons	4 1893, 1898, 1903, 1907
9-win seasons	2 2005, 2021
10-win seasons	1 2011
Most consecutive wins	13, 1930-1931
Most consecutive games without a loss	15, 1902-04
All-time points scored	21,311
All-time points allowed	22,291
First team all-conference players	156
First team all-MIAA players	65
All-American selections	102
NCAA All-American selections	78
NFL draft picks	7
Academic All-Americans	19

FACILITY INFORMATION

Yager Stadium at Moore Bowl	Opened 1928
Seating Capacity	7,200
Surface	Field Turf (reinstalled 2016)
Overall all-time record	257-216-6 (.542)

34-14 lead into the break.

UCM scored a touchdown on its first possession stretching the lead to 41-14.

The Ichabods then traveled 80 yards in 13 plays capped by a Van Dyne to Maury Sullivan 11-yard touchdown pass trimming the lead to 41-21, but the Mules answered with an 11-play drive going up 48-21.

UCM scored on its next two drives going up 58-21. Washburn wrapped up the scoring when Hayden Clark hitting Sullivan for a 7-yard touchdown with 61 seconds to play.

Bell and Sullivan each had four catches to lead the Ichabods with Bell having one score and Sullivan recording two. Carter had 50 yards on seven attempts. Van Dyne finished 10 of 26 passing with two touchdowns and Clark finished 5 for 12 for 44 and a score. Bell also led the Ichabods with 193 all-purpose yards with 148 from kickoff returns. Zeller averaged 51.2 yards per punt on four attempts.

Mason Capper had 10 tackles with eight solo stops and Jaquez White and Andrew Pujado each had six stops.

UCM's Zebrowski finished 40 for 48 with five touchdowns passing for 369 yards. Marcellous Hawkins had 144 yards on six carries and two scores. Zach Phipps had 82 yards receiving on six catches. Cade Miller had seven tackles to lead the Mule defense.

The Mules outgained the Ichabods 659 to 314 with a 377 to 151 advantage through the air.

A WIN OVER NEBRASKA-KEARNEY WOULD

- ▶ move the Ichabods to 2-3 on the season.
- ▶ snap a two-game losing streak to the Lopers.
- ▶ avoid the Ichabods' first 0-4 start to MIAA since 2003.

A LOSS TO NEBRASKA-KEARNEY WOULD

- ▶ be the third in a row to the Lopers.
- ▶ drop the Ichabods to 0-4 in MIAA play and 1-4 overall.

CENTRAL MISSOURI LEFTOVERS

- ▶ the loss snap a two-game winning streak over Central Missouri.
- ▶ was the first win by the Mules in Topeka since Oct. 21, 2017 in a 62-42 win.

ICHABOD FOOTBALL HISTORY

- ▶ Washburn is 576-603-44 (.484) in the 133rd year of Ichabod football.
- ▶ The Ichabods are ranked 15th in NCAA Division II history in wins.
- ▶ The Ichabods have 12 conference titles with the last coming in 2005 in the MIAA.
- ▶ Washburn has had 171 first team all-MIAA picks and 61 first team all-MIAA selections.
- ▶ Washburn has had 96 All-American selections and 72 All-American picks since joining the NCAA Division II ranks in 1989.
- ▶ Washburn has made 14 postseason appearances including bowl games and tournament games going 5-2 in a bowl games.

PRO-NUN-SEE-A-SCHUNS

NAME	ICK-A-BOD
6 Tylan Alejos	Ah-lay-hos
10 Kellen Simoncic	Seh-mon-sick
16 Sam Van Dyne	Van-Dine (rhymes with dime)
38 Ja'Laveyn January	Jah'lay-vee-in
44 Caden Rhamy	Ray-me
54 Chase Ast	AH-st
71 Chad Ngoie	Nah-go-ee
74 Bergan Hofer	Ho-fur
76 Mason Honne	(rhymes with lone)
85 Trey Pivarnik	Pi-var-nick
96 Justice Akinmoladun	Akin-mole-ah-done
97 Cole Knappen	Napp-in

Coaches

Craig Schurig	Sure-ig
---------------	---------

SEEING DOUBLE

This season the Ichabods will have 14 sets of double uniforms on the sidelines (but not on the field at the same time - that's illegal)

#	Name (statcrew#)	Position
3	Jayden Russell (3R)	DB
3	Collin Wilson	WR
6	Tylan Alejos (6A)	RB
6	Braylon Alexander	DB
7	Grayson Sprouse (7O)	QB
7	Kamble Haverkamp	DB
10	Jayden Rainer (1R)	DB
10	Kellen Simoncic	QB
11	Hayden Clark (1C)	QB
11	Julius Jackson	DB
12	Jackson Kavanagh (1K)	QB
12	Kaleb White	LS/S
13	De'Andre Cannings (1D)	DB
13	Trey Harmison	WR
14	Andre Johnson	DE
16	Sam Van Dyne	QB
16	Jaquez White (1W)	DB
18	Dylan Gilbert (1G)	WR
18	Jake Zeller	P
20	Percy Mitchell (2M)	RB
20	Emeka Ogbonna	DB
21	Trenton Brehm (2K)	PK
21	Taylor Peters	RB
30	Ainsley Brown (3B)	RB
30	Mason Capper	LB
35	Carter Bussone	FB
35	T.J. Neal (3N)	DB
41	Miles Wills (4W)	TE
41	Daniel Chavez	DE

MISC. OFFENSIVE STATS

CAREER 100-YARD RUSHING GAMES

Taylon Peters • Sr. (5)

108 (20 carries) - at Northeastern State - 10/29/2022
 113 (13 carries) - Nebraska-Kearney - 09/18/2021
 123 (11 carries) - Missouri Southern - 11/13/2021
 123 (27 carries) - Missouri Southern - 09/07/2022
 121 (11 carries) - Lincoln - 09/16/2023

CAREER 100-YARD RECEIVING GAMES

Name • Yr. • (Games)

--

CAREER 300-YARD PASSING GAMES

Name	2023	2022	2021	2019	Career
Kellen Simoncic	-	4	-	-	4

MISC. DEFENSIVE STATS

CAREER DOUBLE-DIGIT TACKLES

Name	2023	2022	2021	2019	Career
Mason Capper	1	-	-	-	1

TEAM LEADER IN TACKLES (INCLUDES TIES)

Name	2023	2022	2021	2019	Career
Patrick Altener	2	-	-	-	2
Mason Capper	1	-	-	-	1
Jordan Finnesy	1	-	-	-	1
Braylon Alexander	1	-	-	-	1

GAMES WITH MULTIPLE SACKS (INCLUDES 1/2 SACK)

Name	2023	2022	2021	2019	Career
Isaac Keener	-	-	1	1	2
Phoenix Smith	1	1	-	-	2
Chase Ast	-	1	-	-	1
Patrick Altener	1	-	-	-	1

» Seven Ichabods have been picked in the NFL Draft.

ICHABODS IN THE NATIONAL POLLS

The Ichabods, under head coach Craig Schurig, have been ranked or have received votes in the AFCA poll 79 times and have been ranked in the top 10 a total of 15 times.

UP NEXT

The Ichabods will host Missouri Western on Oct. 7 as part of the Ichabod Athletic Hall of Fame Ceremony with a 3 p.m. kickoff following the HOF induction ceremony at 10 a.m.

ICHABODS IN THE PROS

Kyle Hinton - Atlanta Falcons

2020 - 7th round draft choice - MN (253rd overall)



Corey Ballentine - Green Bay Packers

2019 - 6th round draft choice - NYG (180th overall)



ICHABODS IN THE NFL

CRAIG SCHURIG













Name (Pos.)	Years	Team
Kyle Hinton, OL	2020-22	Minnesota Vikings
	2023-	Atlanta Falcons
Corey Ballentine, DB	2019-20	New York Giants
	2020-21	New York Jets
	2021-22	Atlanta Falcons
	2022	Arizona Cardinals
	2022-23	Green Bay Packers
Brian Folkerts, OL	2013-15	Carolina Panthers
	2015	Los Angeles Rams
Michael Wilhoite, LB	2013-17	San Francisco Seattle Seahawks
Joe Hastings, WR	2011	San Francisco
Trey Lewis, DT	2007-10	Atlanta Falcons
Cary Williams, DB	2008-09	Tennessee Titans
	2009-13	Baltimore Ravens
	2013-14	Philadelphia Eagles
	2015	Seattle Seahawks
	2015	Washington Redskins

2023 MIAA PLAYERS OF THE WEEK

	OFFENSIVE	DEFENSIVE	SPECIAL TEAMS
Week 1	Braden Gleason, QB (ESU)	Jack Barkley, LB (PSU)	Trey Hines, PK (FHSU)
Week 2	Arkell Smith, WR (UCM)	Chance Rodriguez, DB (ESU)	D.J. Bell, WR (WU)
Week 3	Koble Katsis, WR (PSU)	Parrish Terry, LB (FHSU)	Carson Arndt, PK, (FHSU)
Week 4	Zach Zabrowski, QB, (UCM)	Brayden Wright, DB (MWSU)	David Olajiga DT (UCM)
Week 5			
Week 6			
Week 7			
Week 8			
Week 9			
Week 10			
Week 11			

ICHABOD PLAYERS OF THE WEEK

at PSU	Offensive Skill	Offensive Power	Defensive Skill	Defensive Power	Special Teams	Big Hit	Work Team O	Work Team D
	Collin Wilson, WR	Mason Honne, OL Connor Searcy, FB	Jordan Finnesy, S Jaquez White, DB	Justice Akinmoladun, DT	Jake Zeller, P Brycen Labertew, LB	Kamble Haverkamp, DB Jordan Finnesy, S Caeden Spencer, DB Patrick Altener, DE Jakobe Harmon, OL Connor Searcy, FB Brent Peavler, LB	Troy Heiman, WR Keller Hurla, QB	Kale Hammerschmidt, DB
MSSU	Taylor Peters, RB	Jakobe Harmon, OL Connor Searcy, FB	C.J. Callaghan, LB	Justice Akinmoladun, DT Chase McCoy, NG	D.J. Bell, KOR Jaylen Davis, RB Teondre Carter, RB Trenton Brehm, PK	Connor Searcy, FB Ty Weber, TE Julius Jackson, DB Jakobe Harmon, OL Jaquez White, DB Patrick Altener, DE	Miles Wills, TE Maury Sullivan, WR	Nicholas Denick, DE Elijah Clarke-Boyd, DE
at LU	Sam Van Dyne, QB Teondre Carter, RB	Mason Fair, OL Nate Harding, OL	L.J. Minner, LB	Patrick Altener, DE	Kaleb White, LS T.J. Neal, LB	Julius Jackson, DB Caeden Spencer, DB Teondre Carter, RB Simeon Sullivan, OL Jacob Glendinning, OL Justice Akinmoladun, DT	Octavius Lyles, WR	Elijah Clarke-Boyd, DE Jason Bender, DE
UCM	Maury Sullivan, WR	Jacob Glendinning, OL Connor Searcy, FB	Caeden Spencer, DB Josh Grant, DB	Isaac Keener, DE	Jake Zeller, P Ty Weber, TE	Connor Searcy, FB T.J. Neal, DB Weston Ropp, WR Taylor Peters, RB Jaylon Walker, RB Karl Andrews, DT Emeka Ogbonna, DB	Devin Frazier, OL	Andrew O'Doherty, LB Mason Levin, LB Draxton Hovis, LB
at UNK								
MWSU								
at ESU								
FHSU								
NWMSU								
at UCD								
NSU								

					
WASHBURN (1-3, 0-3)	PITTSBURG STATE (4-0, 4-0)	MISSOURI SOUTHERN (3-1, 3-1)	LINCOLN (0-4)	CENTRAL MISSOURI (3-1, 3-1)	NEBRASKA-KEARNEY (1-3, 1-3)
08/31 at Pittsburg State ___ L 7-34	08/31 Washburn ___ W 34-7	08/31 Northwest Missouri ___ L 24-31	08/31 at Emporia State ___ L 10-56	08/31 at Missouri Western ___ W 45-38	08/31 at Central Oklahoma ___ L 21-24
09/07 Missouri Southern ___ L 23-30	09/07 at Fort Hays State ___ W 40-14	09/07 at Washburn ___ W 30-23	09/09 Missouri Western ___ L 14-68	09/09 Central Oklahoma ___ W 41-17	09/09 Northeastern State ___ W 31-17
09/16 at Lincoln ___ W 24-10	09/16 at Central Missouri ___ W 38-37	09/16 at Nebraska Kearney ___ W 18-13	09/16 Washburn ___ L 10-24	09/16 Pittsburg State ___ L 37-38	09/16 Missouri Southern ___ L 13-18
09/23 Central Missouri ___ L 28-58	09/23 Nebraska Kearney ___ W 14-33	09/23 Northeastern State ___ W 42-0	09/23 at Northwest Missouri ___ L 0-59	09/23 at Washburn ___ W 58-28	09/23 at Pittsburg State ___ L 14-33
09/30 at Nebraska-Kearney ___ 2 p.m.	09/30 at Northeastern State ___ 2 p.m.	09/30 at Central Oklahoma ___ 2 p.m.	09/30 at Fort Hays State ___ 7 p.m.	09/30 Northwest Missouri ___ 1 p.m.	09/30 Washburn ___ 2 p.m.
10/07 Missouri Western ___ 3 p.m.	10/07 Emporia State ___ 2 p.m.	10/07 Fort Hays State ___ 2 p.m.	10/07 Northeastern State ___ 2 p.m.	10/07 Nebraska Kearney ___ 1 p.m.	10/07 at Central Missouri ___ 1 p.m.
10/14 at Emporia State ___ 1 p.m.	10/14 at Missouri Southern ___ 2 p.m.	10/14 Pittsburg State ___ 2 p.m.	10/14 at Central Oklahoma ___ 2 p.m.	10/14 at Northeastern State ___ 2 p.m.	10/14 at Fort Hays State ___ 1 p.m.
10/21 Fort Hays State ___ 1 p.m.	10/21 at Northwest Missouri ___ 2 p.m.	10/21 at Lincoln ___ 2 p.m.	10/21 Missouri Southern ___ 2 p.m.	10/21 Emporia State ___ 1:30 p.m.	10/21 Missouri Western ___ 12 p.m.
10/28 Northwest Missouri ___ 1 p.m.	10/28 Sioux Falls (S.D.) ___ 2 p.m.	10/28 Central Missouri ___ 2 p.m.	10/26 Eastern New Mexico ___ 6 p.m.	10/28 at Missouri Southern ___ 2 p.m.	10/28 Emporia State ___ 2 p.m.
11/04 at Central Oklahoma ___ 2 p.m.	11/04 at Missouri Western ___ 1 p.m.	11/04 at Emporia State ___ 1 p.m.	11/04 at Nebraska-Kearney ___ 12 p.m.	11/04 Fort Hays State ___ 1 p.m.	11/04 Lincoln ___ 12 p.m.
11/11 Northeastern State ___ 1 p.m.	11/11 Central Oklahoma ___ 2 p.m.	11/11 Missouri Western ___ 2 p.m.	11/11 Central Missouri ___ 12 p.m.	11/11 at Lincoln ___ 12 p.m.	11/11 at Northwest Missouri 1:30 p.m.
					
MISSOURI WESTERN (3-1, 2-1)	EMPORIA STATE (4-0, 3-0)	FORT HAYS STATE (2-2, 2-2)	NORTHWEST MISSOURI (2-2, 1-2)	CENTRAL OKLAHOMA (1-3, 1-3)	NORTHEASTERN STATE (0-4, 0-4)
08/31 Central Missouri ___ L 38-45	08/31 Lincoln ___ W 56-10	08/31 at Northeastern State ___ W 56-0	08/31 at Missouri Southern ___ W 31-24	08/31 Nebraska Kearney ___ W 24-21	08/31 Fort Hays State ___ L 0-56
09/09 at Lincoln ___ W 68-14	09/07 at Northwest Missouri ___ W 33-13	09/07 Pittsburg State ___ L 14-40	09/07 Emporia State ___ L 13-33	09/09 at Central Missouri ___ L 17-41	09/09 at Nebraska Kearney ___ L 17-31
09/16 at Central Oklahoma ___ W 34-31	09/16 at Northeastern State ___ W 38-0	09/16 Northwest Missouri ___ W 17-6	09/16 at Fort Hays State ___ L 6-17	09/16 Missouri Western ___ L 31-34	09/16 Emporia State ___ L 0-38
09/23 Fort Hays State ___ W 28-7	09/23 Central Oklahoma ___ W 38-27	09/23 at Missouri Western ___ L 7-28	09/23 Lincoln ___ W 59-0	09/23 at Emporia State ___ L 27-38	09/23 Missouri Southern ___ L 0-42
09/30 Emporia State ___ 4 p.m.	09/30 at Missouri Western ___ 4 p.m.	09/30 Lincoln ___ 7 p.m.	09/30 at Central Missouri ___ 1 p.m.	09/30 Missouri Southern ___ 2 p.m.	09/30 Pittsburg State ___ 2 p.m.
10/07 at Washburn ___ 2 p.m.	10/07 at Pittsburg State ___ 2 p.m.	10/07 at Missouri Southern ___ 2 p.m.	10/07 Central Oklahoma ___ 1:30 p.m.	10/07 at Northwest Missouri 1:30 p.m.	10/07 at Lincoln ___ 2 p.m.
10/14 Northwest Missouri ___ 1 p.m.	10/14 Washburn ___ 1 p.m.	10/14 Nebraska Kearney ___ 1 p.m.	10/14 at Missouri Western ___ 1 p.m.	10/14 Lincoln ___ 2 p.m.	10/14 Central Missouri ___ 2 p.m.
10/21 at Nebraska Kearney ___ 12 p.m.	10/21 at Central Missouri ___ 1:30 p.m.	10/21 at Washburn ___ 1 p.m.	10/21 Pittsburg State ___ 2 p.m.	10/21 at Northeastern State ___ 6 p.m.	10/21 Central Oklahoma ___ 6 p.m.
10/28 Northeastern State ___ 1 p.m.	10/28 Nebraska Kearney ___ 2 p.m.	10/28 Central Oklahoma ___ 1 p.m.	10/28 Washburn ___ 1 p.m.	10/28 at Fort Hays State ___ 1 p.m.	10/28 at Missouri Western ___ 1 p.m.
11/04 Pittsburg State ___ 1 p.m.	11/04 Missouri Southern ___ 1 p.m.	11/04 at Central Missouri ___ 1 p.m.	11/04 Northeastern State ___ 2 p.m.	11/04 Washburn ___ 2 p.m.	11/04 Northwest Missouri ___ 2 p.m.
11/11 at Missouri Southern ___ 2 p.m.	11/11 at Fort Hays State ___ 1 p.m.	11/11 Emporia State ___ 1 p.m.	11/11 Nebraska Kearney ___ 1:30 p.m.	11/11 at Pittsburg State ___ 2 p.m.	11/11 at Washburn ___ 1 p.m.

WASHBURN 2-DEEP

OFFENSE

QB	16	Sam Van Dyne	6-3	210	Fr.	Liberty, Mo.
	7	Grayson Sprouse	6-5	240	So.	Lee's Summit, Mo.
RB	21	Taylor Peters	5-10	200	Sr.	Salina, Kan.
	22	Teondre Carter	5-11	170	So.	Austell, Ga.
FB	46	Connor Searcy	6-1	220	Jr.	Tonganoxie, Kan.
	47	Lucas Oitker	6-0	210	RS-Fr.	Kansas City, Mo.
WR^(x)	3	Collin Wilson	6-2	210	Gr.	Topeka, Kan.
	13	Trey Harmison	6-1	185	RS-Fr.	Riley, Kan.
WR^(z)	17	Tyce Brown	6-0	185	Jr.	Topeka, Kan.
	8	D.J. Bell	5-11	175	Fr.	Alma, Ga.
TE^(y)	34	Ty Weber	6-3	225	Fr.	Topeka, Kan.
	84	Weston Ropp	6-3	210	Sr.	Raymore, Mo.
LT	72	Andrew Funk	6-3	298	Sr.	St. Charles, Mo.
	79	Mason Fair	6-5	285	Sr.	Kansas City, Mo.
LG	63	Jakobe Harmon	6-3	295	RS-Fr.	Lithonia, Ga.
	57	Simeon Sullivan	6-4	285	Jr.	Blue Springs, Mo.
C	76	Mason Honne	6-2	295	Sr.	Phoenix, Ariz.
	54	Nate Harding	6-1	260	So.	Wichita, Kan.
RG	69	Jacob Glendinning	6-6	320	Sr.	Topeka, Kan.
	73	Aidan Williams	6-5	255	RS-Fr.	Acworth, Ga.
RT	74	Bergan Hofer	6-3	300	Sr.	Fremont, Neb.
	55	C.J. Murray	6-4	295	Sr.	Lee's Summit, Mo.

DEFENSE

DE	94	Phoenix Smith	6-3	210	So.	Wichita, Kan.
	52	Isaac Keener	6-1	240	Sr.	Derby, Kan.
DT	96	Justice Akinmoladun	6-0	290	Jr.	Grandview, Mo.
	77	Coi Prete	6-3	270	RS-Fr.	St. Louis, Mo.
NG	68	Chase McCoy	6-3	285	Jr.	Wentzville, Mo.
	53	Andrew Husfelt	6-3	270	Jr.	Tucson, Ariz.
DE	90	Patrick Altendor	6-2	240	Jr.	Wichita, Kan.
	41	Daniel Chavez	6-4	230	Fr.	Atlanta, Ga.
ILB	30	Mason Capper	6-3	200	So.	Basehor, Kan.
	5	L.J. Minner, Jr.	6-0	205	RS-Fr.	Ferguson, Mo.
ILB	33	Brent Peavler	6-2	225	Sr.	Topeka, Kan.
	42	C.J. Callaghan	6-4	230	Jr.	Olathe, Kan.
S	1	Jordan Finnesy	6-1	205	Jr.	Plainville, Kan.
	28	Josh Grant	6-2	170	RS-Fr.	Powder Springs, Ga.
S	4	Andrew Pujado	5-10	185	Jr.	Sioux Falls, S.D.
	11	Julius Jackson	6-1	160	RS-Fr.	Toledo, Ohio
S	2	Caeden Spencer	6-3	205	Jr.	Holcomb, Kan.
	7	Kamble Haverkamp	6-0	200	So.	Corning, Kan.
RCB	16	Jaquez White	6-0	175	Fr.	Blackshear, Ga.
	15	Nasjon Porter	6-2	170	Jr.	Kansas City, Kan.
LCB	6	Braylon Alexander	5-11	160	So.	Atlanta, Ga.
	20	Emeka Ogbonna	5-11	185	So.	Gilbert, Ariz.

SPECIAL TEAMS

P	18	Jake Zeller	6-1	175	So.	Holton, Kan.
	23	Gavin Wilhelm	6-5	170	So.	Topeka, Kan.
PK	21	Trenton Brehm	5-9	180	Jr.	Papillion, Neb.
	23	Gavin Wilhelm	6-5	170	So.	Topeka, Kan.
PR	8	D.J. Bell	5-11	175	Fr.	Alma, Ga.
	9	Jai Haynes	5-8	180	Jr.	Olathe, Kan.
KOR	8	D.J. Bell	5-11	175	Fr.	Alma, Ga.
	9	Jai Haynes	5-8	180	Jr.	Olathe, Kan.
H	18	Jake Zeller	6-1	175	So.	Holton, Kan.
	12	Kaleb White	5-10	190	Jr.	Olathe, Kan.

NEBRASKA-KEARNEY 2-DEEP

OFFENSE

WR	10	Severyn Foster	6-1	210	Gr.	Lincoln, Neb.
	81	Shaun Ross	6-1	180	Sr.-RS	Raytown, Mo.
TE	85	Luke Fletcher	6-6	240	JR.	Hays, Kan.
	42	Anthony Sabatka	6-1	220	Fr.-RS	Hastings, Neb.
LT	58	Hunter Push	6-4	300	So.-RS	Omaha, Neb.
	70	Dawson Fox	6-5	310	Fr.-RS	St. Paul, Neb.
LG	57	Hunter Hays	6-3	315	Sr.-RS	McCook, Neb.
	66	Nolan Olafson	6-2	280	So.-RS	Omaha, Neb.
C	54	Jon Merten	6-2	280	Jr.-RS	Albion, Neb.
	75	Drake Sherman	6-1	295	Jr.-RS	Lincoln, Neb.
RG	63	Sam Snider	6-4	270	Sr.-RS	Centennial, Colo.
	77	Justin Anetone	6-3	290	Jr.-RS	Colorado Springs, Colo.
RT	53	James Kent Jr.	6-3	315	Jr.-RS	Omaha, Neb.
	73	Esafe Fetu'u	6-5	295	Sr.	Mesa, Ariz.
WR	3	Zorian Stanton	6-1	170	So.	St. Cloud, Fla.
	6	Cole Brown	6-3	205	So.-RS	Dallas, Ga.
WR	19	Reggie Anderson	5-11	170	Jr.	Gaithersburg, Md.
	11	JerQon Connors	6-1	170	So.	St. Louis, Mo.
QB	2	TJ Davis	6-3	180	Gr.	Colorado Springs, Colo.
	1	Sean Johnson, Jr.	6-3	180	So.-RS	Orlando, Fla.
RB	0	Jamaal Joseph	6-0	190	So.	Miami, Fla.
	23	DeMareus Hosey	5-11	210	Gr.	Justin, Texas

DEFENSE

DE	48	Jack Johnson	6-2	240	So.-RS	Kearney, Neb.
	17	Delonte Dickey	6-3	235	So.-RS	Greenwood Village, Colo.
DT	92	Tell Spies	6-3	295	Sr.-RS	Mullen, Neb.
	99	Stephen Matina	6-5	340	Jr.	Lansing, Kan.
DT	74	Jack Nickolisen	6-3	270	So.-RS	Omaha, Neb.
	98	CJ Sunui	6-3	310	Jr.-RS	Pago Pago, American Samoa
DE	4	Quillan Felton	6-4	215	Jr.	Lithonia, Ga.
	95	Campbell Packebush	6-5	230	Fr.-RS	Littleton, Colo.
LB	8	Zach Schlager	6-1	225	Gr.	McCook, Neb.
	44	Parker Wise	6-0	200	Fr.-RS	Kearney, Neb.
LB	9	Joko Willis	6-3	215	Jr.-RS	LaGrange, Ga.
	28	Travis Hall, Jr.	6-2	195	Jr.	San Diego, Calif.
NB	34	David Lilly	5-10	190	Jr.-RS	Wahoo, Neb.
	25	Sethe Holt	5-10	190	Gr.	Chicago, Ill.
CB	24	Jabea Tilong	6-1	190	Gr.	Aurora, Colo.
	36	Jervin Smith	6-1	185	Jr.	Columbus, Miss.
CB	18	Armani Webster	6-1	190	Sr.-RS	Chicago, Ill.
	21	Javeer Peterson	6-1	185	Sr.	Levittown, Pa.
S	31	Robert Bishop, Jr.	6-1	190	So.-RS	Norco, Calif.
	29	Jeremiah Cox	6-2	200	Jr.	Los Angeles, Calif.
S	22	Tre O'Guinn	6-0	180	Sr.	Peoria, Ariz.
	45	CJ Kuehl	6-1	200	So.	Indianola, Iowa

SPECIAL TEAMS

P	40	Hunter Kraus	6-2	195	Gr.	Sargent, Neb.
	35	Zane Schawang	5-11	175	So.	Waverly, Neb.
PR	11	Jerqon Connors	5-11	180	Jr.-RS	St. Louis, Mo.
	89	Darrius Jackson	5-8	160	Jr.	St. Louis, Mo.
KR	16	Bailey Torres	5-10	170	RS-Sr.	Cerritos, Calif.
	47	Gabe Heins	6-0	180	Gr.	Kearney, Neb.
PK	96	Kyle Failing	6-2	190	Jr.	Port Orchard, Wash.
	51	Josh Churchill	6-0	210	So.-RS	Omaha, Neb.
LS	40	Hunter Kraus	6-2	195	Gr.	Sargent, Neb.

2023 WASHBURN ICHABOD FOOTBALL ROSTER

No./Name	Pos	Ht	Wt	Class	Hometown	High School	Previous College	No./Name	Pos	Ht	Wt	Class	Hometown	High School	Previous College
0 Trey Pivarnik	TE	6-4	245	Jr.	Topeka, Kan.	Hayden		69 Jacob Glendinning	OL	6-6	320	Sr.	Topeka, Kan.	Washburn Rural	
1 Jordan Finnesy	S	6-1	205	Jr.	Plainville, Kan.	Plainville		70 Nick Hogan	OL	6-5	300	So.	Colwich, Kan.	Goddard Eisenhower	
2 Caeden Spencer	DB	6-3	205	Jr.	Holcomb, Kan.	Holcomb		71 Chad Ngoie	OL	6-3	285	So.	Grapevine, Texas	Grapevine	
3 Jayden Russell	DB	6-3	215	Jr.	Shawnee, Kan.	St. Thomas Aquinas	Central Mo.	72 Andrew Funk	OL	6-3	298	Sr.	St. Charles, Mo.	Francis Howell	
3 Collin Wilson	WR	6-2	210	Gr.	Topeka, Kan.	Washburn Rural		73 Aidan Williams	OL	6-5	255	RS-Fr.	Acworth, Ga.	North Cobb	
4 Andrew Pujado	DB	5-10	185	Jr.	Sioux Falls, S.D.	O'Gorman		74 Bergan Hofer	OL	6-3	300	Sr.	Fremont, Neb.	Fremont	
5 L.J. Minner, Jr.	LB	6-0	205	RS-Fr.	Ferguson, Mo.	Westminster Christian		76 Mason Honne	OL	6-2	295	Sr.	Phoenix, Ariz.	Mountain Pointe	
6 Tylan Alejos	RB	5-9	200	RS-Fr.	Topeka, Kan.	Topeka	Kansas	77 Coi Prete	DT	6-3	270	RS-Fr.	St. Louis, Mo.	Vashon	
6 Braylon Alexander	DB	5-11	160	So.	Atlanta, Ga.	Lanier		79 Mason Fair	OL	6-5	285	Sr.	Kansas City, Mo.	Raytown	
7 Kamble Haverkamp	DB	6-0	200	So.	Corning, Kan.	Centralia	Kansas State	80 Maury Sullivan	WR	6-2	185	Fr.	St. Louis, Mo.	Normandy	
7 Grayson Sprouse	QB	6-5	240	So.	Lee's Summit, Mo.	Summit Christian		81 Tylan Crockett	WR	5-11	190	Fr.	Forney, Texas	North Forney	
8 D.J. Bell	WR	5-11	175	Fr.	Alma, Ga.	Pierce County		82 Chase Allen-Jackman	WR	6-3	185	Fr.	Fayette, Mo.	Fayette	
9 Jai Haynes	WR	5-8	180	Jr.	Olathe, Kan.	Olathe South		83 Christian Ashe	WR	5-10	160	RS-Fr.	Bayonne, N.J.	Bayonne	
10 Jayden Rainer	DB	6-2	195	So.	Topeka, Kan.	Hayden		84 Weston Ropp	WR	6-3	210	Sr.	Raymore, Mo.	Raymore-Peculiar	Fort Scott CC
10 Kellen Simoncic	QB	6-3	220	Jr.	Smithville, Mo.	Smithville		85 Cade Friend	WR	6-1	190	RS-Fr.	Wichita, Kan.	Eisenhower	
11 Hayden Clark	QB	6-0	210	Fr.	Gwinnett, Ga.	Mill Creek		86 Lincoln Sprouse	WR	6-4	170	RS-Fr.	Lee's Summit, Mo.	Summit Christian	
11 Julius Jackson	DB	6-1	160	RS-Fr.	Toledo, Ohio	St. John's Jesuit		87 Matthew Simmons	TE	6-1	225	Jr.	O'Fallon, Mo.	Francis Howell	
12 Jackson Kavanagh	QB	6-1	195	So.	Salina, Kan.	Salina Central		88 Triston Johnson	WR	6-0	190	Fr.	Fort Worth, Texas	Birdville	
12 Kaleb White	S	5-10	190	Jr.	Olathe, Kan.	Olathe Northwest		90 Patrick Altendor	DE	6-2	240	Jr.	Wichita, Kan.	Kapaun Mt. Carmel	
13 DeAndre Cannings	DB	6-2	185	RS-Fr.	Dallas, Texas	Carter		91 Kenny Cargill	DE	6-5	240	RS-Fr.	Wildwood, Mo.	Lafayette	
13 Trey Harmison	WR	6-1	185	RS-Fr.	Riley, Kan.	Riley County		92 Christian Gray	DT	6-2	300	So.	Lawrenceville, Ga.	Discovery	
14 Andre Johnson	DE	6-1	215	Fr.	Dallas, Texas	Lake Highlands		93 Al-Mani Jimerson	DT	6-2	285	Fr.	St. Louis, Mo.	McCluer	
15 Nasjon Porter	DB	6-2	170	Jr.	Kansas City, Kan.	Bonner Springs		94 Phoenix Smith	DE	6-3	210	So.	Wichita, Kan.	Bishop Carroll	
16 Sam Van Dyne	QB	6-3	210	Fr.	Liberty, Mo.	Liberty North		95 Karl Andrews	DT	6-4	275	Sr.	Mesquite, Texas	Mesquite Poteet	Navarro
16 Jaquez White	DB	6-0	175	Fr.	Blackshear, Ga.	Pierce County		96 Justice Akinmoladun	DT	6-0	290	Jr.	Grandview, Mo.	Grandview	
17 Tyce Brown	WR	6-0	185	Jr.	Topeka, Kan.	Shawnee Heights	Xavier	97 Cole Knappen	DE	6-2	235	So.	Shawnee, Kan.	Mill Valley	
18 Dylan Gilbert	WR	6-1	205	Jr.	Platte City, Mo.	Platte County		98 Rhett Brown	DT	6-2	305	So.	Goddard, Kan.	Goddard	
18 Jake Zeller	P	6-1	175	So.	Holton, Kan.	Holton		99 Chase Ast	DT	6-0	275	Jr.	Conway Springs, Kan.	Conway Springs	
19 Armani Tookes	WR	5-9	170	RS-Fr.	Fairburn, Ga.	Langston Hughes		Jaiden Bender	DE	6-4	205	Fr.	Eudora, Kan.	Eudora	
20 Percy Mitchell	RB	5-11	215	Jr.	Ballwin, Mo.	St. John Vianney		Ethan Burgess	WR	5-8	145	Fr.	St. George, Kan.	Rock Creek	
20 Emeke Ogbonna	DB	5-11	185	So.	Gilbert, Ariz.	Gilbert	Snow College	Nate Chandler	LB	5-11	190	Fr.	Abilene, Kan.	Mannhattan	
21 Trenton Brehm	PK	5-9	180	Jr.	Papillion, Neb.	Papillion LaVista		Elijah Clarke-Boyd	DE	6-2	245	Fr.	Junction City, Kan.	Junction City	
21 Taylon Peters	RB	5-10	200	Sr.	Salina, Kan.	Salina Central		Zach Cook	OL	6-6	290	Fr.	Phoenix, Ariz.	Cesar Chavez	
22 Teondre Carter	RB	5-11	170	So.	Austell, Ga.	New Manchester		Cortlin Dalton	S	5-11	185	Fr.	St. Louis, Mo.	Mary Institute Country Day	
23 Gavin Wilhelm	PK	6-5	195	So.	Topeka, Kan.	Seaman		Nicolas Denick	DE	6-2	240	Fr.	Dacula, Ga.	Mill Creek	
24 Jamir Beckom	DB	6-0	190	Fr.	Dacula, Ga.	North Gwinnett		Jaquarius Evans	S	6-0	165	Fr.	Dublin, Ga.	Dublin	
25 Kenan Holmes	S	5-9	175	Fr.	Suwannee, Ga.	North Gwinnett		Devean Frazier	DE	6-5	245	Fr.	Kansas City, Mo.	Center	
26 Jaylon Walker	RB	6-0	220	So.	Omaha, Neb.	Bryan		Marlon Gant, Jr.	S	6-0	205	Fr.	Kansas City, Mo.	Oak Park	
27 Kevon Owens	DB	6-0	185	Sr.	Gilbert, Ariz.	Williams Field	Ottawa (Ariz.)	Ty Garrett	WR	6-3	210	Jr.	Salina, Kan.	Salina South	
28 Josh Grant	DB	6-2	170	RS-Fr.	Powder Springs, Ga.	McEachern		Jarrell Griffin	WR	6-0	195	RS-Fr.	Lee's Summit, Mo.	Lee's Summit North	
29 Josiah Bivens	LB	6-1	210	RS-Fr.	Douglasville, Ga.	New Manchester		Kale Hammerschmidt	S	5-9	180	Fr.	Eudora, Kan.	Eudora	
30 Ainsley Brown	RB	5-10	205	Fr.	Wichita, Kan.	Life Prep Academy		Troy Heiman	WR	6-4	185	Fr.	Silver Lake, Kan.	Silver Lake	
30 Mason Capper	LB	6-3	200	So.	Basehor, Kan.	Basehor-Linwood		Keller Hurla	QB	6-1	185	Fr.	Maple Hill, Kan.	St. Marys	
31 Tyler Bowden	RB	5-8	180	Jr.	Lawrence, Kan.	Tonganoxie		Mackey James	FB	5-8	240	Fr.	Topeka, Kan.	Highland Park	
32 Brycean Labertew	LB	5-11	205	So.	McPherson, Kan.	McPherson		Martin Jiple	DB	5-11	175	Jr.	Denver, Colo.	Denver South	
33 Brent Peavler	LB	6-2	225	Sr.	Topeka, Kan.	Hayden		Silas Jones	WR	6-0	190	Fr.	Norton, Kan.	Norton Community	
34 Ty Weber	TE	6-3	225	Fr.	Topeka, Kan.	Washburn Rural		Cole Keller	WR	6-5	210	So.	Grain Valley, Mo.	Grain Valley	
35 Carter Bussone	FB	5-10	210	Jr.	Colorado Springs, Colo.	Vista Ridge		Octavius Lyles	RB	5-8	170	Fr.	Lawrence, Kan.	Eudora	
35 T.J. Neal	S	5-10	175	RS-Fr.	Wichita, Kan.	Wichita South		Eddie McLaughlin	WR	5-10	180	Fr.	Leavenworth, Kan.	Leavenworth	
36 Jaylon Davis	RB	6-0	200	RS-Fr.	Houston, Texas	Sterling		Reshon Moore	DB	5-9	180	So.	Manhattan, Kan.	Manhattan	
37 Dawson Block	DB	5-10	190	RS-Fr.	Topeka, Kan.	Shawnee Heights		Avion Nelson	S	6-2	200	RS-Fr.	Lawrence, Kan.	Lawrence	
38 Ja'Laveyn January	DB	6-0	190	RS-Fr.	Topeka, Kan.	Shawnee Heights		Troy Peterson	RB	5-9	190	Fr.	Celina, Texas	Celina	
39 Mason Levin	LB	5-11	205	RS-Fr.	Goddard, Kan.	Eisenhower		JayMarcus Piper	LB	6-2	225	RS-Fr.	Lancaster, Texas	Lancaster	
40 Andrew O'Doherty	LB	5-10	205	RS-Fr.	Pittsburg, Kan.	Pittsburg		Jay'Len Rushing	RB	5-9	215	Fr.	Chandler, Ariz.	Mountain Pointe	
41 Daniel Chavez	DE	6-4	230	Fr.	Atlanta, Ga.	Chamblee		Amr Sabbarini	WR	6-0	195	Fr.	Topeka, Kan.	Washburn Rural	
41 Miles Wills	TE	6-2	235	Jr.	Overland Park, Kan.	Olathe East	Benedictine	Keenan Schartz	WR	5-10	170	Fr.	Manhattan, Kan.	Manhattan	
42 C.J. Callaghan	LB	6-4	230	Jr.	Olathe, Kan.	Shawnee Mission West		P.J. Thorpe	LB	6-0	235	RS-Fr.	Kansas City, Mo.	Rockhurst	
43 Draxtin Hovis	LB	6-0	210	RS-Fr.	Plainville, Kan.	Plainville		Nate Walls	WR	5-10	165	Fr.	Kansas City, Mo.	Platte County	
44 Caden Rhamy	LB	6-2	235	So.	Paola, Kan.	Paola									
46 Connor Searcy	FB	6-1	220	Jr.	Tonganoxie, Kan.	Tonganoxie									
47 Lucas Otker	FB	6-0	210	RS-Fr.	Kansas City, Mo.	Park Hill South									
49 Jaylen Johnson	LB	5-11	230	RS-Fr.	Lee's Summit, Mo.	Lee's Summit									
50 Drake McCall	DE	6-2	215	Jr.	Topeka, Kan.	Washburn Rural	Kansas State								
52 Isaac Keener	DE	6-1	260	Sr.	Derby, Kan.	Derby									
53 Andrew Husfelt	DT	6-3	270	Jr.	Tucson, Ariz.	Cienega									
54 Nate Harding	OL	6-1	260	So.	Wichita, Kan.	Maize									
55 C.J. Murray	OL	6-4	295	Sr.	Lee's Summit, Mo.	Blue Springs South									
57 Simeon Sullivan	OL	6-4	285	Jr.	Blue Springs, Mo.	Blue Springs									
58 Jacob Jackson	DT	6-1	275	RS-Fr.	Topeka, Kan.	Topeka									
59 R.J. Mitchell, Jr.	DE	6-4	240	So.	Kansas City, Mo.	Park Hill South									
62 Orrin Busenitz	OL	6-2	280	RS-Fr.	Tecumseh, Kan.	Shawnee Heights									
63 Jakobe Harmon	OL	6-3	295	RS-Fr.	Lithonia, Ga.	Holly Innocents									
66 Sam Underwood	OL	6-2	280	RS-Fr.	Atchison, Kan.	Maur Hill-Mount Academy									
68 Chase McCoy	DT	6-3	285	Jr.	Wentzville, Mo.	Timberland									

COACHING STAFF

Craig Schurig (Head Coach / Quarterbacks); Zach Watkins (Associate Head Coach/Co-Defensive Coordinator / Defensive Backs); Brock Luke (Co-Defensive Coordinator / Linebackers); Jeff Schwinn (Offensive Coordinator / Wide Receivers); Dane Simoneau (Assistant Coach / Co-Offensive Coordinator / Quarterbacks); Josh Osborn (Assistant Coach / Tight Ends / Fullbacks / Recruiting Coordinator / Special Teams Coordinator); Mitch Schurig (Assistant Coach / Offensive Line); David Trupp (Strength and Conditioning Coordinator); T.D. Hicks (Volunteer Assistant); Malen Luke (Volunteer Assistant / Defensive Line); Jared Taylor (Graduate Assistant Coach / Running Backs); Jarvis Harrod (Graduate Assistant Coach / Defensive Backs); Alex Thomas (Graduate Assistant Coach / Defensive Line); Ryan Kelly (Volunteer Assistant / Offensive Line); Steven Block (Volunteer Assistant / Specialists)



CRAIG SCHURIG

HEAD COACH
QUARTERBACKS COACH
21ST SEASON AT WASHBURN

[@WUCoachSchurig](https://twitter.com/WUCoachSchurig)

Entering his 22nd season as the Ichabods' head coach, Craig Schurig has built one of the most respected programs in the MIAA with three NCAA playoff appearances as well as the 2005 MIAA title coming on the heels of a 2007, 2009 and 2011 and 2021 runner-up finish in the conference race.

Schurig has compiled an 138-95 record at Washburn. The 137 wins are on top of the all-time wins chart at Washburn. He won his 100th career game in a 45-13 win over Missouri Southern on Oct. 8, 2016 becoming only the fifth MIAA coach to reach the century mark in victories.

Through his first 21 seasons, in addition to four NCAA playoff appearances and a conference title, Schurig has led the Washburn football program to the 2004 Mineral Water Bowl championship, the 2010 Kanza Bowl championship and the 2017 C.H.A.M.P.S. Heart of Texas Bowl title; as well as the 2016 Mineral Water Bowl in Washburn's eighth postseason game under Schurig.

The 2021 Ichabod squad was the fourth to receive an NCAA postseason invitation after completing the regular season with a second-place finish in the MIAA and a 9-3 overall record marking the third time in program history a season ended with at least nine wins. Schurig also coached the others with 2011 (10 wins) and 2005 (nine wins).

In 2011, the Ichabods reached their third NCAA playoffs in school history going 10-3 setting a school-record for the most wins in a season. Washburn also recorded its first playoff victory in school history with a 52-49 win over Abilene Christian.

As quarterbacks coach, he helped Dane Simoneau throw for more than 4,000 yards setting a school record and a national finalist award for the Harlon Hill Trophy as the best player in NCAA Division II, the first national finalist in Washburn history. Simoneau would go on to be a five-time consensus All-American at quarterback as well as the MIAA's Offensive Player of the Year, the first Ichabod to win the award.

The 2010 season saw the Ichabods go 8-4 with the Kanza Bowl appearance in front of a Topeka crowd topping a No. 24-ranked Midwestern State team.

During the 2009 campaign, Schurig led the Ichabods to their sixth straight winning season, something which had not been done in the program's history, finishing with an 8-3 overall record and a second place MIAA finish with a 6-3 mark.

In 2008, the season was the fifth-straight winning campaign for the Ichabods and the first five-year run of winning seasons since the 1903-07 seasons.

In 2007, the Ichabods made their second NCAA playoff appearance with an 8-4 overall record and a 7-2 MIAA mark placing second in the conference.

Following the 2006 season, the Ichabods recorded a 7-4 record securing their third straight winning season for the first time since the 1986 to 1988 campaigns.

Schurig earned the 2005 MIAA's Coach of the Year for his

efforts leading the Ichabods that season in which Washburn won its first conference championship since 1983. He was also named the AFCA's Region 3 Coach of the Year. Washburn finished the 2005 season with a school-record nine wins and a 7-1 mark in conference play.

The 2004 season saw the Ichabods record their first winning season since 1999 and their first postseason win since 1986 with a 36-33 win over Northern State in the Mineral Water Bowl.

In his 22 seasons at Washburn, the Ichabods have had 30 different players earn 74 different All-American accolades, two MIAA Most Valuable Defensive Players, an MIAA Offensive Player of the Year, three MIAA Special Teams Players of the Year, four MIAA Freshmen of the Year awards and 256 players receive all-MIAA honors. He has been equally on task with players in the classroom with 592 Ichabods named to the MIAA Academic Honor Roll, including four Academic All-Americans.

While under Schurig, the Ichabod football program has also seen sweeping changes in facilities with the improvements to Yager Stadium including a new artificial turf and equipment upgrades in the weight room. In the summer of 2009, the Ichabods moved into a renovated football locker room and a state-of-the-art strength and conditioning center in a renovated Whiting Fieldhouse as part of a \$7 million project as well as the \$20.3 million indoor athletic facility which opened in December 2020.

Schurig was named the Ichabod head coach on Dec. 28, 2001 after spending nine seasons on the Pittsburg State coaching staff, where he was a part of an NCAA national finalist squad in 1995, four MIAA championship teams and eight NCAA Division II playoff teams. He helped guide one of the top defenses in Division II, including the top-ranked defensive squad in 1999.

Prior to working with the defensive backs, he worked three seasons with the Gorillas' tight ends. Before arriving at Pittsburg State, Schurig spent the 1992 season as a volunteer assistant coach at his alma mater, Colorado School of Mines before joining the Gorillas in 1993.

Schurig, a Willingboro, N.J., native, was a four-year letterman as a defensive back at Colorado Mines and was selected team captain as a senior. He earned second-team all-Rocky Mountain Athletic Conference honors as a senior. He graduated in 1987 with a bachelor's degree in petroleum engineering.

Schurig earned a master's degree in physical education at Pittsburg State in 1996. Craig and his wife, Louisa, have a daughter, Samantha, two sons, Mitchell, an assistant coach on the Washburn staff and Michael, a former member of the Ichabod baseball team.

COACH	YEARS	RECORD	PCT.
1. Craig Schurig	2002-pr	138-95-0	.598
2. Dick Godlove	1946-58	67-42-4	.611
3. Larry Elliott	1974-78, 84-89	58-51-1	.532
4. Ernest Bearg	1918-19; 29-35	46-33-4	.578
5. Tony DeMeo	1994-2001	31-54-0	.364

WU IN NCAA BEFORE / AFTER SCHURIG

	BEFORE 1989-2001	AFTER 2002-PR
Overall Record	38-95 (.285)	138-95 (.598)
MIAA Record	33-85 (.280)	121-82 (.601)
Votes in Top 25 Poll	2	74
Conference Titles	0	1
Bowl Games	0	4
Postseason Games	0	9
All-MIAA Selections	92	256
NFL Draft Picks	0	4
Years in Final Top 25 Poll	0	5
Years in Final Top 15 Poll	0	1

SCHURIG YEAR BY YEAR AT WU

YEAR	OVERALL			MIAA			PLACE
	W	L	PCT.	W	L	PCT.	
2002	3	8	.272	3	6	.333	6th
2003	5	6	.454	3	6	.333	6th
2004	8	4	.667	6	3	.667	3rd
2005	9	3	.750	7	1	.875	1st
2006	7	4	.636	6	3	.667	4th
2007	8	4	.750	7	2	.778	2nd
2008	6	5	.545	4	5	.444	6th
2009	8	3	.727	6	3	.667	2nd
2010	8	4	.750	6	3	.667	3rd
2011	10	3	.769	7	2	.778	2nd
2012	7	4	.636	7	4	.636	6th
2013	8	3	.727	7	3	.778	3rd
2014	4	7	.364	4	7	.367	T7th
2015	5	6	.454	5	6	.454	8th
2016	7	5	.583	7	4	.636	T4th
2017	7	5	.583	7	4	.636	T6th
2018	5	6	.454	5	6	.454	T7th
2019	6	5	.545	6	5	.545	T5th
2020	no season - Covid						
2021	9	3	.750	9	2	.818	T2nd
2022	7	4	.636	7	4	.636	T5th
2023	1	3	.250	0	3	.000	
TOTAL	138	97	.598	119	82	.601	

BY THE NUMBERS

592 // Academic All-MIAA Selections
256 // All-MIAA Selections
138 // wins ... most by any coach in program history
92 // All-Region Selections
74 // Total All-American Selections
30 // All-Americans
16 // Winning Seasons
15 // NFL Player Contracts
7 // NFL Players
4 // MIAA Freshmen of the Year Selections
4 // NFL Draft Picks
4 // Academic All-Americans
3 // MIAA Special Teams Player of the Year
2 // MIAA Defensive Player of the Year Selections
2 // Players in the Super Bowl
1 // Super Bowl Champion
1 // Harlon Hill National Runner-Up
1 // MIAA Offensive Player of the Year Selection

SCHURIG VS ALL OPPONENTS

OPPONENT	W-L	HOME	AWAY	NEUTRAL	POSTSEASON	PF	PA	FIRST MEETING	LAST MEETING	SCORE
Abilene Christian	1-1	1-1	0-0	0-0	1-0	78	83	09/04/2010	11/26/2011	W 52-49
Angelo State	1-0	0-0	0-0	1-0	1-0	41	25	12/02/2017	12/02/2017	W 41-25
Bemidji State	0-1	0-0	0-0	0-1	0-1	23	36	12/03/2016	12/03/2016	L 23-36
Central Missouri	6-13	4-6	2-7	0-0	0-0	525	723	10/19/2002	09/23/2023	L 28-58
Central Oklahoma	5-6	5-3	2-3	0-0	0-0	276	266	10/15/2011	10/22/2022	W 37-9
Central Washington	0-1	0-0	0-1	0-0	0-0	42	48	09/17/2005	09/17/2005	L 42-48
Chadron State	0-1	0-1	0-0	0-0	0-0	24	34	08/25/2007	08/25/2007	L 24-34
Colorado Mines	6-1	2-1	4-0	0-0	0-0	211	124	08/28/2004	08/28/2010	W 34-29
Emporia State	11-9	6-4	5-5	0-0	0-0	607	490	11/02/2002	10/01/2022	L 35-42
Fort Hays State	12-6	8-1	4-5	0-0	0-0	576	398	09/14/2002	10/08/2022	W 45-14
Fort Valley State	1-0	1-0	0-0	0-0	0-0	41	0	10/17/2013	10/17/2013	W 41-0
Harding	0-1	0-0	0-1	0-0	0-1	14	30	11/20/2021	11/20/2021	L 14-30
Langston	2-0	1-0	1-0	0-0	0-0	58	7	09/06/2003	09/04/2004	W 30-7
Lindenwood	5-2	2-1	3-1	0-0	0-0	202	174	10/20/2012	08/30/2018	W 27-14
Lincoln	7-0	4-0	3-0	0-0	0-0	539	103	09/08/2011	09/16/2023	W 24-10
Midwestern State	1-0	0-0	0-0	1-0	1-0	45	14	12/04/2010	12/04/2010	W 45-14
Missouri Science & Technology	3-0	1-0	2-0	0-0	0-0	140	41	11/09/2002	10/25/2003	W 49-24
Missouri Southern	16-3	8-1	8-2	0-0	0-0	695	451	09/28/2002	09/07/2023	L 20-23
Missouri State	1-0	0-0	1-0	0-0	0-0	35	27	09/04/2008	09/04/2008	W 35-27
Missouri Western	10-10	6-5	4-5	0-0	0-0	523	582	10/26/2002	09/24/2022	W(ot) 38-31
Nebraska-Kearney	7-3	3-2	4-1	0-0	0-0	323	204	08/30/2012	09/17/2022	L 13-21
Nebraska Omaha	1-2	1-1	0-1	0-0	0-0	75	93	11/08/2008	10/09/2010	W 40-28
New Mexico Highlands	1-0	1-0	0-0	0-0	0-0	82	21	09/04/2009	09/04/2009	W 82-21
Northeastern State	10-0	5-0	5-0	0-0	0-0	402	121	09/15/2012	10/29/2022	W 21-17
Northern State	1-0	0-0	0-0	1-0	1-0	36	33	12/04/2004	12/04/2004	W 36-33
Northwest Missouri	2-19	1-10	1-9	0-0	0-1	428	783	10/05/2002	10/15/2022	L 30-32
Pittsburg State	10-10	4-5	6-5	0-0	0-1	521	668	09/21/2002	08/31/2023	L 7-34
Sioux Falls	1-0	0-0	1-0	0-0	0-0	33	17	09/01/2011	09/01/2011	W 33-17
Southwest Baptist	7-1	3-0	4-1	0-0	0-0	334	191	11/16/2002	10/05/2013	W 44-21
Truman	9-2	4-1	5-1	0-0	0-0	383	177	10/12/2002	10/13/2012	W 35-24
Western Washington	1-1	1-0	0-1	0-0	0-0	44	37	09/03/2005	09/09/2006	L 13-16
West Texas A&M	0-1	0-0	0-1	0-0	0-1	39	40	11/17/2007	11/17/2007	L 39-40
Wisconsin-LaCrosse	0-1	0-1	0-0	0-0	0-0	17	31	09/07/2002	09/07/2002	L 17-31
TOTALS	138-95	71-43	64-50	3-1	4-5	7134	5986			

SCHURIG BY YEAR RESULTS

	2002	2003	2004	2005	2006	2007	2008	2009	2010	2011	2012	2013	2014	2015	2016	2017	2018	2019	2021	2022	2023	TOTALS
Overall	3-8	5-6	8-4	9-3	7-4	8-4	6-5	8-3	8-4	10-3	7-3	8-3	4-7	5-6	7-5	7-5	5-6	6-5	9-3	7-4	1-3	138-95
vs unranked teams	2-5	5-3	8-2	6-2	5-2	7-1	6-2	7-2	7-0	8-1	6-1	8-0	4-5	4-4	7-3	7-2	4-4	6-2	8-1	6-2	1-2	115-41
vs top 25 AFCA	1-4	0-3	0-2	3-1	2-2	1-3	0-3	1-1	1-4	2-2	0-2	0-3	0-2	1-2	0-2	0-1	1-1	0-1	1-2	0-1	0-2	14-45
vs top 10 AFCA	0-2	0-1	0-2	2-0	0-1	0-3	0-1	0-1	0-2	1-2	0-1	0-1	0-2	1-1	0-2	0-2	0-1	0-1	1-1	0-1	0-1	5-29
MIAA regular season	3-6	3-6	6-3	7-1	6-3	7-2	4-5	6-3	6-3	7-2	7-3	7-3	4-7	5-6	7-4	6-5	5-6	6-5	9-2	7-4	0-3	121-82
MIAA home games	1-3	2-3	3-1	4-0	3-1	4-1	2-2	5-0	2-2	3-1	4-1	4-1	3-3	2-3	4-2	2-3	3-3	2-3	6-0	2-3	0-2	62-39
MIAA road games	2-3	1-3	3-2	3-1	3-2	3-1	2-3	1-3	5-1	4-1	3-2	3-2	1-4	3-3	3-2	4-2	2-3	4-2	3-2	5-1	0-1	58-46
All home games	1-4	3-3	4-2	5-1	4-1	4-2	3-2	6-0	2-3	5-1	4-1	5-1	3-3	2-3	4-2	2-3	3-3	2-3	4-0	2-2	1-2	71-43
All road games	2-4	2-3	3-2	4-2	3-3	4-2	3-3	2-3	5-1	5-2	3-2	3-2	1-4	3-3	3-2	4-2	2-3	4-2	3-3	5-1	0-1	64-50
Neutral site games	0-0	0-0	1-0	0-0	0-0	0-0	0-0	0-0	1-0	0-0	0-0	0-0	0-0	0-0	0-1	1-0	0-0	0-0	0-0	0-0	0-0	3-1
Bowl games	0-0	0-0	1-0	0-0	0-0	0-0	0-0	0-0	1-0	0-0	0-0	0-0	0-0	0-0	0-1	1-0	0-0	0-0	0-0	0-0	0-0	3-1
NCAA Postseason	0-0	0-0	0-0	0-1	0-0	0-1	0-0	0-0	0-0	1-1	0-0	0-0	0-0	0-0	0-0	0-0	0-0	0-0	0-0	0-0	0-0	1-4



MILESTONE WINS

- 1ST**
26-21 at Truman, 10/12/2002
First collegiate coaching win
- 16TH**
36-33 vs Northern State, 12/04/2004
Mineral Water Bowl victory
- 21ST**
35-34 vs Pittsburg State, 10/01/2005
Snapped 25-game losing streak to PSU
- 25TH**
49-35 vs Missouri Southern, 10/29/2005
Clinched first MIAA Championship
- 32ND**
16-3 vs Missouri Western, 11/11/2006
Moved into 4th on WU all-time win chart
- 47TH**
27-14 at Colorado Mines, 08/29/2009
Moved into 3rd on WU all-time win chart
- 59TH**
45-12 at Truman, 10/30/2010
Moved into 2nd on WU all-time win chart
- 62ND**
45-14 vs Midwestern State, 12/04/2010
Kanza Bowl victory
- 68TH**
42-14 at Truman, 10/08/2011
Became all-time winningest coach at Washburn
- 72ND**
52-49 vs Abilene Christian, 11/19/2011
Recorded first national playoff game win
- 100TH**
45-13 at Missouri Southern, 10/8/2016
Became fifth MIAA coach to reach 100 wins
- 110TH**
41-25 vs Angelo State, 12/3/2018
Heart of Texas Bowl Victory



2023-24 Washburn Football Combined Team Statistics All games

Team Results

	Date	Opponent		Score	Att.
*	08/31/2023	at Pittsburg St.	L	7-34	7768
*	09/07/2023	Mo. Southern St.	L	23-30	5851
	09/16/2023	at Lincoln (MO)	W	24-10	1211
*	09/23/2023	Central Mo.	L	28-58	5785

Game Records

Record	Overall	Home	Away	Neutral
ALL GAMES	1-3	0-2	1-1	0-0
CONFERENCE	0-3	0-2	0-1	0-0
NON-CONFERENCE	1-0	0-0	1-0	0-0

Rushing

Player	gp	att	gain	loss	net	avg	td	lg	avg/g
Taylon Peters	4	70	342	8	334	4.8	1	60	83.5
Teondre Carter	4	22	155	1	154	7.0	0	21	38.5
Jaylon Walker	3	17	80	4	76	4.5	0	19	25.3
Tyler Bowden	2	10	46	4	42	4.2	0	10	21.0
Percy Mitchell	1	4	27	0	27	6.8	0	12	27.0
Hayden Clark	1	5	23	0	23	4.6	0	11	23.0
Sam Van Dyne	3	15	45	23	22	1.5	0	9	7.3
Maury Sullivan	2	2	26	8	18	9.0	0	26	9.0
Triston Johnson	1	2	15	0	15	7.5	0	11	15.0
Collin Wilson	4	1	7	0	7	7.0	0	7	1.8
D.J. Bell	4	1	5	0	5	5.0	0	5	1.3
Trenton Brehm	4	2	1	0	1	0.5	0	1	0.3
Grayson Sprouse	2	1	0	2	-2	-2.0	0	0	-1.0
Jai Haynes	2	0	0	3	-3	0.0	0	0	-1.5
Kellen Simoncic	2	7	1	19	-18	-2.6	1	1	-9.0
Team	4	2	0	2	-2	-1.0	0	0	-0.5
Total	4	163	773	74	699	4.3	3	60	174.8
Opponents	4	118	731	71	660	5.6	7	65	165.0

Passing

Player	gp	effic	comp-att-int	pct	yds	td	lg	avg/g
Sam Van Dyne	3	109.1	37-72-2	51.4	385	4	48	128.3
Kellen Simoncic	2	101.5	34-53-2	64.2	244	1	23	122.0
Hayden Clark	1	83.3	5-12-1	41.7	44	1	13	44.0
Grayson Sprouse	2	0.0	0-1-0	0.0	0	0	0	0.0
Total	4	103.1	76-138-5	55.1	673	6	48	168.3
Opponents	4	156.5	82-117-2	70.1	897	9	54	224.3

Receiving

Player	gp	no.	yds	avg	td	lg	avg/g
D.J. Bell	4	21	159	7.6	2	20	39.8
Taylon Peters	4	9	62	6.9	0	16	15.5
Tyce Brown	4	9	109	12.1	0	20	27.3
Collin Wilson	4	6	60	10.0	0	23	15.0
Maury Sullivan	2	5	38	7.6	2	11	19.0
Weston Ropp	2	4	30	7.5	0	13	15.0
Trey Harmison	3	4	33	8.3	0	10	11.0
Connor Searcy	4	3	11	3.7	1	7	2.8
Tyler Bowden	2	3	15	5.0	0	7	7.5
Tylan Crockett	3	3	53	17.7	1	48	17.7
Teondre Carter	4	2	43	21.5	0	29	10.8
Lucas Oitker	3	2	11	5.5	0	10	3.7
Chase Allen-Jackman	2	2	20	10.0	0	13	10.0
Triston Johnson	1	2	26	13.0	0	20	26.0
Ty Weber	3	1	3	3.0	0	3	1.0
Total	4	76	673	8.9	6	48	168.3
Opponents	4	82	897	10.9	9	54	224.3

Team Statistics

	WASH	OPP
First Downs	90	78
Rushing	32	31
Passing	43	39
Penalty	15	8
Rushing Yardage	699	660
Rushing attempts	163	118
Average per rush	4.3	5.6
Average per game	174.8	165.0
TDs Rushing	3	7
Passing Yardage	673	897
Comp-Att-Int	76-138-5	82-117-2
Average per pass	4.9	7.7
Average per catch	8.9	10.9
Average per game	168.3	224.3
TDs Passing	6	9
Total offense	1372	1557
Average per play	4.6	6.6
Average per game	343.0	389.3
Kick returns: #-Yards	18-443	8-150
Punt returns: #-Yards	2-4	1-0
Int returns: #-Yards	2-27	5-13
Fumbles-Lost	8-2	4-2
Penalties-Yards	31-268	36-347
Punts-Avg	12-43.7	14-37.6
Time of possession / game	32:56	26:35
3rd-down conversion	24/61	16/45
4rd-down conversion	7/16	3/5
PAT-attempts	(10-10) 100%	(11-14) 79%
2-point conversion-attempts	(0-0) 0%	(2-3) 67%

Interceptions

Player	no.	yds	avg	td	lg
C.J. Callaghan	1	15	15.0	0	15
Josh Grant	1	12	12.0	0	12
Total	2	27	13.5	0	15
Opponents	5	13	2.6	0	13





2023-24 Washburn Football Individual Statistics All games

Scoring

Player	td	fg	PAT						pts
			kick	rush	rcv	pass	dxp	saf	
Trenton Brehm	-	4-7	10-10	-	-	-	-	-	22
D.J. Bell	3	-	-	-	-	-	-	-	18
Maury Sullivan	2	-	-	-	-	-	-	-	12
Mason Fair	1	-	-	-	-	-	-	-	6
Taylon Peters	1	-	-	-	-	-	-	-	6
Kellen Simoncic	1	-	-	-	-	-	-	-	6
Connor Searcy	1	-	-	-	-	-	-	-	6
Tylan Crochett	1	-	-	-	-	-	-	-	6
Total	10	4-7	10-10	0	0	0	0	0	82
Opponents	17	5-5	11-14	0	2	2	0	0	132

Field Goals

Player	fg	pct.	01-19	20-29	30-39	40-49	50-99	lg	blk
Trenton Brehm	4-7	57.1	0-0	3-3	1-2	0-1	0-1	32	2
Opponents	5-5	100.0	0-0	2-2	1-1	2-2	0-0	49	0

FG Sequence

Team Name	Washburn	Opponents
Mo. Southern St.	(32),(26),(26)	(49)
Lincoln (MO)	(25),41	(30)
Central Mo.	52,37	(24)
Pittsburg St.		(23),(45)

Numbers in (parentheses) indicate field goal was made

Total Offense

Player	g	plays	rush	pass	total	avg/g
Sam Van Dyne	3	87	22	385	407	135.7
Taylon Peters	4	70	334	0	334	83.5
Kellen Simoncic	2	60	-18	244	226	113.0
Teondre Carter	4	22	154	0	154	38.5
Jaylon Walker	3	17	76	0	76	25.3
Hayden Clark	1	17	23	44	67	67.0
Tyler Bowden	2	10	42	0	42	21.0
Percy Mitchell	1	4	27	0	27	27.0
Maury Sullivan	2	2	18	0	18	9.0
Triston Johnson	1	2	15	0	15	15.0
Collin Wilson	4	1	7	0	7	1.8
D.J. Bell	4	1	5	0	5	1.3
Trenton Brehm	4	2	1	0	1	0.3
Grayson Sprouse	2	2	-2	0	-2	-1.0
Jai Haynes	2	0	-3	0	-3	-1.5
Team	4	0	-2	0	-2	-0.5
Total	4	301	699	673	1372	343.0
Opponents	4	235	660	897	1557	389.3

Punting

Player	no.	yds	avg	lg	tb	fc	i20	50+	blk
Jake Zeller	10	454	45.4	71	2	5	1	2	0
Gavin Wilhelm	2	70	35.0	48	0	1	0	0	0
Total	12	524	43.7	71	2	6	1	2	0
Opponents	14	526	37.6	60	0	6	5	1	0

Kickoffs

Player	no.	yds	avg	tb	ob	retn	net	ydln
Gavin Wilhelm	16	993	62.1	6	0			
Trenton Brehm	1	63	63.0	0	0			
Total	17	1056	62.1	6	0	8	40.5	24
Opponents	24	1388	57.8	4	2	18	35.2	29



2023-24 Washburn Football Overall Defense Statistics All games

Team Defense

##	Player	gp	Tackles				tfl/yds	Sacks	Pass defense			Fumbles		blkd	
			ua	a	tot	no-yds		int-yds	brup	qbh	fr-yds	ff	kick	saf	
90	Patrick Altenor	4	8	11	19	3-10	1.5-7	.	.	1	.	1	.	.	
2	Caeden Spencer	4	8	10	18	3-6	.	.	2	.	.	1	.	.	
30	Mason Capper	4	13	5	18	
6	Braylon Alexander	4	13	5	18	.	.	.	2	.	1-0	.	.	.	
33	Brent Peavler	4	8	7	15	
4	Andrew Pujado	4	5	7	12	0.5-1	
42	C.J. Callaghan	4	9	3	12	0.5-1	.	1-15	
28	Josh Grant	3	6	5	11	.	.	1-12	.	.	1-0	.	.	.	
16	Jaquez White	4	9	2	11	1-1	.	.	2	
5	L.J. Minner, Jr.	4	6	5	11	2-10	
1	Jordan Finnesy	3	6	3	9	
20	Emeka Ogbonna	4	7	2	9	.	.	.	1	
96	Justice Akinmoladun	3	2	6	8	0.5-2	0.5-2	.	.	1	
68	Chase McCoy	4	.	6	6	1-3	0.5-2	.	.	2	
11	Julius Jackson	4	3	3	6	
35	T.J. Neal	4	3	3	6	
14	Andre Johnson	2	.	5	5	1-1	
41	Daniel Chavez	4	1	3	4	1-1	
13	DeAndre Cannings	3	1	2	3	
93	Al-Mani Jimerson	2	1	2	3	1.5-4	
94	Phoenix Smith	2	2	.	2	2-16	2-16	.	.	2	
36	Jaylon Davis	3	1	1	2	
12	Kaleb White	4	1	1	2	
95	Karl Andrews	2	1	1	2	1	
15	Nasjon Porter	3	1	1	2	1-1	
77	Coi Prete	2	2	.	2	1-7	1-7	
00	J.R. Tatum	2	1	1	2	0.5-3	0.5-3	
21	Trenton Brehm	4	1	.	1	
29	Josiah Bivens	1	1	.	1	
7	Kamble Haverkamp	3	1	.	1	
52	Isaac Keener	2	.	1	1	.	.	.	1	2	
22	Teondre Carter	4	.	1	1	
32	Brycen Labertew	4	1	.	1	
80	Maury Sullivan	2	1	.	1	
43	Draxtin Hovis	1	.	1	1	0.5-0	
99	Chase Ast	3	.	1	1	1	
3	Jayden Russell	1	1	.	1	
26	Jaylon Walker	3	1	.	1	
Totals		4	126	104	230	20-67	6-37	2-27	8	10	2-0	2	0	0	
Opponents		4	176	136	312	25-85	8-42	5-13	13	15	2-0	5	2	0	





2023-24 Washburn Football
Total Tackles Game-by-Game
All games

Total Tackles

Player	S-A	Total	PittSt	MSSU	Linc	CentMo
Patrick Altenor	8-11	19	2-4	2-5	4-1	0-1
Braylon Alexander	13-5	18	5-1	3-4	1-0	4-0
Mason Capper	13-5	18	3-0	2-3	-	8-2
Caeden Spencer	8-10	18	1-3	1-4	3-1	3-2
Brent Peavler	8-7	15	2-3	2-4	1-0	3-0
C.J. Callaghan	9-3	12	2-1	4-0	2-2	1-0
Andrew Pujado	5-7	12	1-3	0-2	-	4-2
Jaquez White	9-2	11	2-0	0-1	2-0	5-1
L.J. Minner, Jr.	6-5	11	1-1	0-1	3-2	2-1
Josh Grant	6-5	11	DNP	1-2	2-1	3-2
Emeka Ogbonna	7-2	9	2-2	1-0	1-0	3-0
Jordan Finnesy	6-3	9	6-3	-	-	DNP
Justice Akinmoladun	2-6	8	1-2	1-3	0-1	DNP
Julius Jackson	3-3	6	1-0	0-2	0-1	2-0
T.J. Neal	3-3	6	-	1-0	0-1	2-2
Chase McCoy	0-6	6	0-1	0-3	0-1	0-1
Andre Johnson	0-5	5	DNP	DNP	0-3	0-2
Daniel Chavez	1-3	4	0-1	-	0-1	1-1
DeAndre Cannings	1-2	3	DNP	1-0	0-2	-
Al-Mani Jimerson	1-2	3	DNP	DNP	1-2	-
Coi Prete	2-0	2	DNP	1-0	1-0	DNP
Phoenix Smith	2-0	2	2-0	-	DNP	DNP
J.R. Tatum	1-1	2	DNP	0-1	1-0	DNP
Kaleb White	1-1	2	-	-	1-1	-
Nasjon Porter	1-1	2	0-1	DNP	1-0	-
Jaylon Davis	1-1	2	DNP	1-0	0-1	-
Karl Andrews	1-1	2	-	DNP	DNP	1-1
Jayden Russell	1-0	1	DNP	DNP	DNP	1-0
Kamble Haverkamp	1-0	1	1-0	-	DNP	-
Trenton Brehm	1-0	1	-	-	-	1-0
Jaylon Walker	1-0	1	DNP	-	1-0	-
Josiah Bivens	1-0	1	DNP	DNP	1-0	DNP
Brycen Labertew	1-0	1	-	-	1-0	-
Maury Sullivan	1-0	1	DNP	DNP	-	1-0
Teondre Carter	0-1	1	-	0-1	-	-
Draxtin Hovis	0-1	1	DNP	DNP	0-1	DNP
Isaac Keener	0-1	1	0-1	DNP	DNP	-
Chase Ast	0-1	1	0-1	-	DNP	-





2023-24 Washburn Football
Rushing/Receiving Game-by-Game
All games

Rushing

Player	No-Yds/TD	PittSt	MSSU	Linc	CentMo
Taylon Peters	70-334/1	20-56/0	27-123/0	11-121/1	12-34/0
Teondre Carter	22-154/0	-	4-16/0	11-88/0	7-50/0
Jaylon Walker	17-76/0	DNP	1-4/0	11-44/0	5-28/0
Sam Van Dyne	15-22/0	DNP	1-6/0	10-23/0	4--7/0
Tyler Bowden	10-42/0	4-15/0	6-27/0	DNP	DNP
Kellen Simoncic	7--18/1	3--12/0	4--6/1	DNP	DNP
Hayden Clark	5-23/0	DNP	DNP	DNP	5-23/0
Percy Mitchell	4-27/0	DNP	DNP	DNP	4-27/0
Maury Sullivan	2-18/0	DNP	DNP	1-26/0	1--8/0
Triston Johnson	2-15/0	DNP	DNP	DNP	2-15/0
Trenton Brehm	2-1/0	-	-	-	2-1/0
Collin Wilson	1-7/0	1-7/0	-	-	-
D.J. Bell	1-5/0	1-5/0	-	-	-
Kamble Haverkamp	1-0/0	-	1-0/0	DNP	-
Tylan Crockett	1-0/0	-	DNP	-	1-0/0
Grayson Sprouse	1--2/0	-	DNP	1--2/0	DNP

Receiving

Player	No-Yds/TD	PittSt	MSSU	Linc	CentMo
D.J. Bell	21-159/2	6-20/1	7-64/0	4-30/0	4-45/1
Tyce Brown	9-109/0	6-66/0	1-12/0	1-18/0	1-13/0
Taylon Peters	9-62/0	4-29/0	4-17/0	1-16/0	-
Collin Wilson	6-60/0	3-33/0	2-11/0	1-16/0	-
Maury Sullivan	5-38/2	DNP	DNP	1-0/0	4-38/2
Trey Harmison	4-33/0	1-6/0	3-27/0	-	DNP
Weston Ropp	4-30/0	DNP	DNP	3-27/0	1-3/0
Tylan Crockett	3-53/1	-	DNP	3-53/1	-
Tyler Bowden	3-15/0	1-5/0	2-10/0	DNP	DNP
Connor Searcy	3-11/1	1-2/0	1-2/0	1-7/1	-
Teondre Carter	2-43/0	-	-	2-43/0	-
Triston Johnson	2-26/0	DNP	DNP	DNP	2-26/0
Chase Allen-Jackman	2-20/0	DNP	DNP	1-7/0	1-13/0
Lucas Oitker	2-11/0	1-1/0	-	DNP	1-10/0
Ty Weber	1-3/0	DNP	-	-	1-3/0





2023-24 Washburn Football
Returns Game-by-Game
All games

Punt Returns

Player	No-Yds	PittSt	MSSU	Linc	CentMo
D.J. Bell	2-4	-	1-4	1-0	-

Kick Returns

Player	No-Yds	PittSt	MSSU	Linc	CentMo
D.J. Bell	9-308	-	2-123	2-37	5-148
Tyler Bowden	6-96	5-73	1-23	DNP	DNP
Teondre Carter	1-22	-	-	-	1-22
Lucas Oitker	1-11	-	1-11	DNP	-
Ty Weber	1-6	DNP	-	-	1-6

Interceptions Returns

Player	No-Yds	PittSt	MSSU	Linc	CentMo
C.J. Callaghan	1-15	-	1-15	-	-
Josh Grant	1-12	DNP	-	-	1-12

Fumble Returns

Player	No-Yds	PittSt	MSSU	Linc	CentMo
Braylon Alexander	1-0	-	-	-	1-0
Josh Grant	1-0	DNP	-	-	1-0





2023-24 Washburn Football
 Passing Game-by-Game
 All games

#7 Grayson Sprouse	Comp	Att	Int	Pct	Yards	TD	Long	Sacked	Effic.
Lincoln (MO)	0	1	0	0.0	0	0	0	0-0	0.0
Totals	0	1	0	0.0	0	0	0	0-0	0.0

#10 Kellen Simoncic	Comp	Att	Int	Pct	Yards	TD	Long	Sacked	Effic.
Pittsburg St.	23	40	2	57.5	162	1	23	3-12	89.8
Mo. Southern St.	11	13	0	84.6	82	0	20	1-7	137.6
Totals	34	53	2	64.2	244	1	23	4-19	101.5

#11 Hayden Clark	Comp	Att	Int	Pct	Yards	TD	Long	Sacked	Effic.
Central Mo.	5	12	1	41.7	44	1	13	0-0	83.3
Totals	5	12	1	41.7	44	1	13	0-0	83.3

#16 Sam Van Dyne	Comp	Att	Int	Pct	Yards	TD	Long	Sacked	Effic.
Mo. Southern St.	9	17	1	52.9	61	0	12	0-0	71.3
Lincoln (MO)	18	29	0	62.1	217	2	48	2-6	147.7
Central Mo.	10	26	1	38.5	107	2	20	2-17	90.7
Totals	37	72	2	51.4	385	4	48	4-23	109.1





**2023-24 Washburn Football
Red-Zone Results
All games**

Washburn Inside Opponent Red-Zone

Date	Opponent	Score	Times In RZ	Times Scored	Total Pts	Total TDs	Rush TDs	Pass TDs	FGs Made	Failed to score inside RZ					
										FGA	Down	Int	Fumb	Half	Game
08/31/2023	at Pittsburg St.	L 7-34	1	1	7	1	0	1	0	0	0	0	0	0	0
09/07/2023	Mo. Southern St.	L 23-30	5	4	16	1	1	0	3	3	0	1	0	0	0
09/16/2023	at Lincoln (MO)	W 24-10	3	2	10	1	0	1	1	1	0	0	0	0	1
09/23/2023	Central Mo.	L 28-58	5	4	28	4	1	3	0	1	0	0	0	0	0
Totals 11 of 14 (78.6%)			14	11	61	7	2	5	4	5	0	1	0	0	1

Opponents Inside Washburn Red-Zone

Date	Opponent	Score	Times In RZ	Times Scored	Total Pts	Total TDs	Rush TDs	Pass TDs	FGs Made	Failed to score inside RZ					
										FGA	Down	Int	Fumb	Half	Game
08/31/2023	Pittsburg St.	L 7-34	4	4	24	3	3	0	1	1	0	0	0	0	0
09/07/2023	Mo. Southern St.	L 23-30	1	1	7	1	0	1	0	0	0	0	0	0	0
09/16/2023	Lincoln (MO)	W 24-10	1	1	3	0	0	0	1	1	0	0	0	0	0
09/23/2023	Central Mo.	L 28-58	6	6	38	5	1	4	1	1	0	0	0	0	0
Totals 12 of 12 (100.0%)			12	12	72	9	4	5	3	3	0	0	0	0	0





2023-24 Washburn Football Tackles Breakdown All games

All Tackles

Player	Total	Rush	Pass	Sack	KO	Punt	Int	Fumb	FF	Other
Patrick Altenor	19	0	0	3	0	0	0	0	0	16
Caeden Spencer	18	0	0	3	0	0	0	0	0	15
Mason Capper	18	0	0	0	0	0	0	0	0	18
Braylon Alexander	18	0	0	0	0	0	0	0	0	18
Brent Peavler	15	0	0	0	0	0	0	0	0	15
C.J. Callaghan	12	0	0	0.5	0	0	0	0	0	11.5
Andrew Pujado	12	0	0	0.5	0	0	0	0	0	11.5
Josh Grant	11	0	0	0	0	0	0	0	0	11
L.J. Minner, Jr.	11	0	0	2	0	0	0	0	0	9
Jaquez White	11	0	0	1	0	0	0	0	0	10
Jordan Finnesy	9	0	0	0	0	0	0	0	0	9
Emeka Ogbonna	9	0	0	0	0	0	0	0	0	9
Justice Akinmoladun	8	0	0	0.5	0	0	0	0	0	7.5
Chase McCoy	6	0	0	1	0	0	0	0	0	5
Julius Jackson	6	0	0	0	0	0	0	0	0	6
T.J. Neal	6	0	0	0	0	0	0	0	0	6
Andre Johnson	5	0	0	1	0	0	0	0	0	4
Daniel Chavez	4	0	0	1	0	0	0	0	0	3
DeAndre Cannings	3	0	0	0	0	0	0	0	0	3
Al-Mani Jimerson	3	0	0	1.5	0	0	0	0	0	1.5
Nasjon Porter	2	0	0	1	0	0	0	0	0	1
J.R. Tatum	2	0	0	0.5	0	0	0	0	0	1.5
Kaleb White	2	0	0	0	0	0	0	0	0	2
Phoenix Smith	2	0	0	2	0	0	0	0	0	0
Karl Andrews	2	0	0	0	0	0	0	0	0	2
Jaylon Davis	2	0	0	0	0	0	0	0	0	2
Coi Prete	2	0	0	1	0	0	0	0	0	1
Isaac Keener	1	0	0	0	0	0	0	0	0	1
Jaylon Walker	1	0	0	0	0	0	0	0	0	1
Chase Ast	1	0	0	0	0	0	0	0	0	1
Teondre Carter	1	0	0	0	0	0	0	0	0	1
Jayden Russell	1	0	0	0	0	0	0	0	0	1
Trenton Brehm	1	0	0	0	0	0	0	0	0	1
Kamble Haverkamp	1	0	0	0	0	0	0	0	0	1
Brycen Labertew	1	0	0	0	0	0	0	0	0	1
Josiah Bivens	1	0	0	0	0	0	0	0	0	1
Draxtin Hovis	1	0	0	0.5	0	0	0	0	0	0.5
Maury Sullivan	1	0	0	0	0	0	0	0	0	1
Total	230	0	0	20	0	0	0	0	0	210

Rushing Tackles

Player	No.
Total	0

Passing Tackles

Player	No.
Total	0



WASHBURN INDIVIDUAL SUPERLATIVES

Rushes	27	Peters,Taylor vs Mo. Southern St. (Sep 07, 2023)
Yards Rushing	123	Peters,Taylor vs Mo. Southern St. (Sep 07, 2023)
TD Rushes	1	three times
Long Rush	60	Peters,Taylor at Lincoln (MO) (Sep 16, 2023)
Pass attempts	39	Simoncic,Kellen at Pittsburg St. (Aug 31, 2023)
Pass completions	23	Simoncic,Kellen at Pittsburg St. (Aug 31, 2023)
Yards Passing	217	Van Dyne,Sam at Lincoln (MO) (Sep 16, 2023)
TD Passes	2	two times
Long Pass	48	Van Dyne,Sam at Lincoln (MO) (Sep 16, 2023)
Receptions	7	Bell,D.J. vs Mo. Southern St. (Sep 07, 2023)
Yards Receiving	68	Bell,D.J. vs Mo. Southern St. (Sep 07, 2023)
TD Receptions	2	Sullivan,Maury vs Central Mo. (Sep 23, 2023)
Long Reception	48	Crochett,Tylan at Lincoln (MO) (Sep 16, 2023)
Field Goals	3	Brehm,Trenton vs Mo. Southern St. (Sep 07, 2023)
Long Field Goal	32	Brehm,Trenton vs Mo. Southern St. (Sep 07, 2023)
Punts	4	Zeller,Jake vs Central Mo. (Sep 23, 2023)
Punting Avg	51.2	Zeller,Jake vs Central Mo. (Sep 23, 2023)
Long Punt	71	Zeller,Jake vs Central Mo. (Sep 23, 2023)
Punts inside 20	1	Zeller,Jake at Pittsburg St. (Aug 31, 2023)
Long Punt Return	4	Bell,D.J. vs Mo. Southern St. (Sep 07, 2023)
Long Kickoff Return	100	Bell,D.J. vs Mo. Southern St. (Sep 07, 2023)
Tackles	10	Capper,Mason vs Central Mo. (Sep 23, 2023)
Sacks	2.0	Smith,Phoenix at Pittsburg St. (Aug 31, 2023)
Tackles For Loss	2.0	four times
Interceptions	1	two times

WASHBURN TEAM SUPERLATIVES

Rushes	47	at Lincoln (MO) (Sep 16, 2023)
Yards Rushing	298	at Lincoln (MO) (Sep 16, 2023)
Yards Per Rush	6.3	at Lincoln (MO) (Sep 16, 2023)
TD Rushes	1	three times
Pass attempts	40	at Pittsburg St. (Aug 31, 2023)
Pass completions	23	at Pittsburg St. (Aug 31, 2023)
Yards Passing	217	at Lincoln (MO) (Sep 16, 2023)
Yards Per Pass	7.2	at Lincoln (MO) (Sep 16, 2023)
TD Passes	3	vs Central Mo. (Sep 23, 2023)
Total Plays	81	vs Central Mo. (Sep 23, 2023)
Total Offense	515	at Lincoln (MO) (Sep 16, 2023)
Yards Per Play	6.7	at Lincoln (MO) (Sep 16, 2023)
Points	28	vs Central Mo. (Sep 23, 2023)
Sacks By	2	two times
First Downs	26	at Lincoln (MO) (Sep 16, 2023)
Penalties	11	at Pittsburg St. (Aug 31, 2023)
Penalty Yards	99	at Pittsburg St. (Aug 31, 2023)
Turnovers	3	at Pittsburg St. (Aug 31, 2023)
Interceptions By	1	two times
Punts	5	vs Mo. Southern St. (Sep 07, 2023)
Punting Avg	51.2	vs Central Mo. (Sep 23, 2023)
Long Punt	71	vs Central Mo. (Sep 23, 2023)
Punts inside 20	1	at Pittsburg St. (Aug 31, 2023)
Long Punt Return	4	two times

OPPONENT INDIVIDUAL SUPERLATIVES

Rushes	12	Allen,Omar, at Lincoln (MO) (Sep 16, 2023)
Yards Rushing	144	Hawkins,Marcell, vs Central Mo. (Sep 23, 2023)
TD Rushes	2	Hawkins,Marcell, vs Central Mo. (Sep 23, 2023)
Long Rush	65	Davis,Christian, vs Central Mo. (Sep 23, 2023)
Pass attempts	48	Zebrowski,Zach, vs Central Mo. (Sep 23, 2023)
Pass completions	40	Zebrowski,Zach, vs Central Mo. (Sep 23, 2023)
Yards Passing	369	Zebrowski,Zach, vs Central Mo. (Sep 23, 2023)
TD Passes	5	Zebrowski,Zach, vs Central Mo. (Sep 23, 2023)
Long Pass	54	Vaughn,Xavier, at Lincoln (MO) (Sep 16, 2023)
Receptions	6	two times
Yards Receiving	118	Ealy,Aderias, at Lincoln (MO) (Sep 16, 2023)
TD Receptions	1	nine times
Long Reception	54	Ealy,Aderias, at Lincoln (MO) (Sep 16, 2023)
Field Goals	2	Schmitt,Austin, at Pittsburg St. (Aug 31, 2023)
Long Field Goal	49	Reese,Drake, vs Mo. Southern St. (Sep 07, 2023)
Punts	8	Winkler,Clayton, at Lincoln (MO) (Sep 16, 2023)
Punting Avg	42.2	Cory,Mitchell, vs Mo. Southern St. (Sep 07, 2023)
Long Punt	60	Winkler,Clayton, at Lincoln (MO) (Sep 16, 2023)
Punts inside 20	4	Winkler,Clayton, at Lincoln (MO) (Sep 16, 2023)
Long Kickoff Return	34	Katsis,Kolbe, at Pittsburg St. (Aug 31, 2023)
Tackles	14	two times
Sacks	1.0	six times
Tackles For Loss	3.5	Barkley,Jack, at Pittsburg St. (Aug 31, 2023)
Interceptions	1	five times

OPPONENT TEAM SUPERLATIVES

Rushes	37	at Pittsburg St. (Aug 31, 2023)
Yards Rushing	282	vs Central Mo. (Sep 23, 2023)
Yards Per Rush	12.3	vs Central Mo. (Sep 23, 2023)
TD Rushes	3	two times
Pass attempts	51	vs Central Mo. (Sep 23, 2023)
Pass completions	42	vs Central Mo. (Sep 23, 2023)
Yards Passing	377	vs Central Mo. (Sep 23, 2023)
Yards Per Pass	10.2	vs Mo. Southern St. (Sep 07, 2023)
TD Passes	5	vs Central Mo. (Sep 23, 2023)
Total Plays	74	vs Central Mo. (Sep 23, 2023)
Total Offense	659	vs Central Mo. (Sep 23, 2023)
Yards Per Play	8.9	vs Central Mo. (Sep 23, 2023)
Points	58	vs Central Mo. (Sep 23, 2023)
Sacks By	3	at Pittsburg St. (Aug 31, 2023)
First Downs	31	vs Central Mo. (Sep 23, 2023)
Penalties	12	vs Central Mo. (Sep 23, 2023)
Penalty Yards	124	vs Central Mo. (Sep 23, 2023)
Turnovers	3	vs Central Mo. (Sep 23, 2023)
Interceptions By	2	two times
Punts	8	at Lincoln (MO) (Sep 16, 2023)
Punting Avg	42.2	vs Mo. Southern St. (Sep 07, 2023)
Long Punt	60	at Lincoln (MO) (Sep 16, 2023)
Punts inside 20	4	at Lincoln (MO) (Sep 16, 2023)

ICHABOD SCORING DRIVES

- Total Scoring Drives: 13
- Other Scores: 1 KOR

QTR.	CLOCK	OPP	SCORING PLAY	PLAYS	YDS.	TOP
3rd	04:59	PSU	Bell,D.J. 1 yd pass from Simoncic,Kellen (Brehm,Trenton kick)	13	80	7:05
1st	00:40	MSSU	Simoncic,Kellen 1 yd run (Brehm,Trenton kick)	11	68	5:14
2nd	04:37	MSSU	Brehm,Trenton 32 yd field goal	15	78	7:19
2nd	00:00	MSSU	Brehm,Trenton 26 yd field goal	5	29	0:19
4th	08:50	MSSU	Brehm,Trenton 26 yd field goal	11	60	6:02
1st	10:42	LU	Brehm,Trenton 25 yd field goal	8	57	3:16
1st	06:34	LU	Searcy,Connor 7 yd pass from (Brehm,Trenton kick)	7	45	2:51
2nd	02:39	LU	Peters,Taylor 60 yd run (Brehm,Trenton kick)	4	73	1:53
3rd	02:44	LU	Crochett,Tylan 48 yd pass from (Brehm,Trenton kick)	10	83	4:43
1st	03:15	UCM	Bell,D.J. 18 yd pass from (Brehm,Trenton kick)	2	24	0:37
2nd	14:12	UCM	Fair,Mason 0 yd run (Brehm,Trenton kick)	5	50	2:20
3rd	05:45	UCM	Sullivan,Maury 11 yd pass from (Brehm,Trenton kick)	13	80	5:22
4th	01:01	UCM	Sullivan,Maury 7 yd pass from (Brehm,Trenton kick)	12	73	5:09

OPPONENT SCORING DRIVES

- Total Scoring Drives: 21
- Other Scores: 1 fumble return for TD

QTR.	CLOCK	OPP	SCORING PLAY	PLAYS	YDS.	TOP
2nd	11:16	PSU	Schmitt,Austin 23 yd field goal	10	63	4:45
2nd	00:00	PSU	Schmitt,Austin 45 yd field goal	11	55	1:45
3rd	12:09	PSU	Dodson Jr.,Chad 1 yd run (Schmitt,Austin kick)	4	27	1:36
4th	14:56	PSU	Squire,Antwan 3 yd run (pass failed,	10	66	4:55
4th	06:44	PSU	Chandler Jr.,Cleo 14 yd run (Garrison,Devon pass)	10	69	5:26
1st	11:24	MSSU	Gilmore,Akeem 21 yd run (Reese,Drake kick)	8	75	3:36
3rd	11:46	MSSU	Lang,Ezekiel 21 yd pass from (Reese,Drake kick)	5	65	1:51
3rd	09:47	MSSU	Stoshak,Jaedon 44 yd pass from (Reese,Drake kick failed)	1	44	0:00
3rd	01:26	MSSU	Reese,Drake 49 yd field goal	9	49	4:22
4th	03:22	MSSU	Cooper,JarMicha 10 yd pass from	5	66	2:18
4th	11:36	LU	Ealy,Aderias 54 yd pass from (Alwaely,Mo kick)	1	54	0:07
4th	03:23	LU	Alwaely,Mo 30 yd field goal	6	59	2:31
1st	12:53	UCM	Smith,Arkell 12 yd pass from (Grupe,Brett kick failed)	2	19	0:17
1st	01:32	UCM	Hawkins,Marcell 49 yd run (Grupe,Brett kick failed)	6	75	1:43
2nd	11:37	UCM	Bridges,Weston 6 yd pass from (Zebrowski,Zach kick)	7	75	2:35
2nd	06:31	UCM	Gregory,Demarcu 2 yd pass from (Dobson ,Luke kick)	10	80	2:18
2nd	00:59	UCM	Morgan,Price 14 yd pass from (Dobson ,Luke kick)	9	65	3:48
3rd	11:15	UCM	Hawkins,Marcell 55 yd run (Dobson ,Luke kick)	1	55	0:08
3rd	01:53	UCM	Bridges,Weston 1 yd run (Dobson ,Luke kick)	11	75	3:52
4th	13:36	UCM	Phipps,Zach 31 yd pass from (Dobson ,Luke kick)	5	68	1:13
4th	06:17	UCM	Dobson ,Luke 24 yd field goal	7	83	3:56

GAME FACTS

Opponent	Coin Toss	Rev/KO	WU 1st Poss.	Game Time	Length	Jerseys/Pants	Helmet	Result
at Pittsburg State	PSU	KO	Downs	7 p.m.	3:05	white/white	white	L 7-34
Missouri Southern	WU	KO	Punt	6 p.m.	2:40	blue/blue	blue	L 23-30
at Lincoln	LU	KO	FG	6 p.m.	3:31	white/blue	white	W 24-10
Central Missouri	WU	KO	Blocked FG	1 p.m.	3:24	blue/white	white	L 28-58
at Nebraska-Kearney								
Missouri Western								
at Emporia State								
Fort Hays State								
Northwest Missouri								
at Central Oklahoma								
Northeastern State								

DRIVE SUPERLATIVES

Longest Drive		Washburn	Opponents
By Number of Plays	15, Missouri Southern (Sept. 7)		11, at Pittsburg State / Central Missouri
By Number of Yards	83, at Lincoln (Sept. 16)		83, Central Missouri (Sept. 23)
By Time of Possession	7:19, Missouri Southern (Sept. 7)		5:26, at Pittsburg State (Aug. 31)

Shortest Drive		Washburn	Opponents
By Number of Plays	2, at Pittsburg State (Aug. 31)		1, Missouri Southern / Central Missouri
By Number of Yards	-2, at Pittsburg State (Aug. 31)		-1, Lincoln (Sept. 16)
By Time of Possession	0:15 at Pittsburg State (Aug. 31)		0:07, Lincoln (Sept. 16)

SCORING DRIVE BREAKDOWN

Yardage	Washburn		Opponents	
	TD	FG	TD	FG
0-9	-	-	-	-
10-19	-	-	1	-
20-29	1	1	1	-
30-39	-	-	-	-
40-49	1	-	2	1
50-59	1	1	2	2
60-69	1	1	6	1
70-79	1	1	3	-
80-89	3	-	1	1
90-99	-	-	-	-
Totals	8	4	16	5

GAME-OPENING DRIVES

Opponent	Washburn			Opponents		
	PTS	1sts	YDS	PTS	1sts	YDS
at Pittsburg State	0	2	35	0	2	40
Missouri Southern	0	1	8	7	4	75
at Lincoln	3	8	57	0	3	9
Central Missouri	0	0	0	0	3	11
at Nebraska-Kearney						
Missouri Western						
at Emporia State						
Fort Hays State						
Northwest Missouri						
at Central Oklahoma						
Northeastern State						
Totals	3	11	100	0	9	126

SECOND HALF-OPENING DRIVE

Opponent	Washburn			Opponents		
	PTS	1sts	YDS	PTS	1sts	YDS
at Pittsburg State	0	0	0	7	1	27
Missouri Southern	0	0	1	0	2	65
at Lincoln	0	3	60	0	1	0
Central Missouri	0	2	34	7	1	55
at Nebraska-Kearney						
Missouri Western						
at Emporia State						
Fort Hays State						
Northwest Missouri						
at Central Oklahoma						
Northeastern State						
Totals	0	5	95	14	5	147

THREE & OUT DRIVES

	Washburn		Opponents	
	3-and-Outs/Drives		3-and-Outs/Drives	
at Pittsburg State	1/11 (9.1%)	2/11 (18.2%)		
Missouri Southern	4/11 (36.3%)	4/12 (33.3%)		
at Lincoln	0/10 (0.0%)	5/10 (50.0%)		
Central Missouri	3/13 (23.1%)	0/14 (0.0%)		
at Nebraska-Kearney				
Missouri Western				
at Emporia State				
Fort Hays State				
Northwest Missouri				
at Central Oklahoma				
Northeastern State				
Totals	8/45 (17.7%)	11/47 (23.4%)		

ICHABOD FOOTBALL NOTES ■ GAME 5 AT NEBRASKA-KEARNEY ■ SEPT. 30

Statistic	National Conference		Value	National Leader	Conference		Value
	Rank	Rank			Value	Leader	
3rd Down Conversion Pct (161 ranked)	63	7	0.393	Minnesota St.	0.667	Central Mo.	0.561
3rd Down Conversion Pct Defense (161 ranked)	73	5	0.356	Bentley	0.133	Fort Hays St.	0.314
4th Down Conversion Pct (151 ranked)	89	8	0.438	Missouri Western California (PA) Fort Valley St.	1.000 1.000	Missouri Western	1.000
4th Down Conversion Pct Defense (154 ranked)	119	7	0.600	5 teams tied	0.000	Emporia St.	0.167
Blocked Kicks (51 ranked)				Fairmont St.	5	Missouri Western	4
Blocked Kicks Allowed (161 ranked)	109	9	2	62 teams tied	0	4 teams tied	0
Blocked Punts (14 ranked)				4 teams tied	3	Missouri Western	3
Blocked Punts Allowed (159 ranked)	1	1	0	104 teams tied	0	9 teams tied	0
Completion Percentage (161 ranked)	101	10	0.551	Emporia St.	0.773	Emporia St.	0.773
Defensive TDs (8 ranked)				Glennville St. Tex. Permian Basin	4 4	Missouri Western Pittsburg St.	2 2
Fewest Penalties (161 ranked)	113	11	31	Truman St.	11	Northeastern St.	19
Fewest Penalties Per Game (161 ranked)	106	11	7.75	Truman St.	2.75	Northeastern St.	4.75
Fewest Penalty Yards (161 ranked)	101	9	268	Truman St.	95	Neb.-Kearney	162
Fewest Penalty Yards Per Game (161 ranked)	95	9	67.00	Truman St.	23.75	Neb.-Kearney	40.50
First Downs Defense (161 ranked)	103	4	78	Lenoir-Rhyne	34	Northwest Mo. St.	52
First Downs Offense (161 ranked)	24	6	90	Central Mo.	118	Central Mo.	118
Fumbles Lost (160 ranked)	48	7	2	15 teams tied	0	Central Okla. Mo. Southern St. Pittsburg St.	0 0 0
Fumbles Recovered (119 ranked)	80	4	2	Ark.-Monticello N.M. Highlands	7 7	Missouri Western	5
Kickoff Return Defense (161 ranked)	67	6	18.75	Minnesota St.	10.11	Pittsburg St.	14.50
Kickoff Returns (161 ranked)	23	3	24.61	Emporia St.	45.40	Emporia St.	45.40
Net Punting (161 ranked)	8	1	40.33	Michigan Tech	48.38	Washburn	40.33
Passes Had Intercepted (161 ranked)	97	5	5	11 teams tied	0	Emporia St.	0
Passes Intercepted (136 ranked)	110	9	2	Emporia St.	11	Emporia St.	11
Passing Offense (161 ranked)	113	10	168.2	Central Mo.	396.2	Central Mo.	396.2
Passing Yards Allowed (161 ranked)	108	6	224.2	Benedict	78.5	Mo. Southern St.	167.8
Passing Yards per Completion (161 ranked)	155	11	8.86	Harding	31.43	Mo. Southern St.	14.68
Punt Return Defense (161 ranked)	4	2	0.00	Davenport Southwest Baptist	-1.00 -1.00	Emporia St.	-0.86
Punt Returns (161 ranked)	143	9	2.00	Shorter	44.00	Missouri Western	19.00
Red Zone Defense (154 ranked)	154	11	1.000	Lenoir-Rhyne West Florida	0.333 0.333	Emporia St.	0.545
Red Zone Offense (161 ranked)	83	7	0.786	7 teams tied	1.000	Emporia St.	1.000
Rushing Defense (161 ranked)	113	9	165.0	Benedict	29.2	Northwest Mo. St.	47.2
Rushing Offense (161 ranked)	39	4	174.8	Harding	361.0	Pittsburg St.	214.5
Sacks Allowed (161 ranked)	89	9	2.00	Minnesota St. South Dakota Mines Wayne St. (MI)	0.25 0.25 0.25	Emporia St. Missouri Western	0.50 0.50
Scoring Defense (161 ranked)	122	9	33.0	Benedict	2.5	Emporia St.	12.5
Scoring Offense (161 ranked)	102	9	20.5	Tex. Permian Basin	69.7	Central Mo.	45.2
Tackles for Loss Allowed (161 ranked)	82	9	6.25	South Dakota Mines	2.25	Neb.-Kearney	3.00
Team Passing Efficiency (161 ranked)	127	10	103.14	Harding	241.75	Emporia St.	184.96
Team Passing Efficiency Defense (161 ranked)	138	9	156.45	Virginia St.	64.17	Emporia St.	85.52
Team Sacks (160 ranked)	85	2	1.50	Bemidji St.	5.00	Missouri Western	3.75
Team Tackles for Loss (161 ranked)	115	5	5.0	Benedict	12.8	Missouri Western	9.8
Time of Possession (161 ranked)	22	3	32:56	Johnson C. Smith	35:50	Pittsburg St.	35:17
Total Defense (161 ranked)	116	8	389.2	Benedict	107.8	Mo. Southern St. Northwest Mo. St.	286.8 286.8
Total Offense (161 ranked)	85	8	343.0	Central Mo.	547.5	Central Mo.	547.5
Turnover Margin (161 ranked)	112	8	-0.75	Tiffin	2.75	Emporia St.	2.50
Turnovers Gained (157 ranked)	115	8	4	Tiffin	14	Emporia St. Missouri Western	12 12
Turnovers Lost (161 ranked)	87	8	7	Davenport Walsh	1 1	Emporia St. Mo. Southern St.	2 2
Winning Percentage (137 ranked)	102	8	0.250	28 teams tied	1.000	Emporia St. Pittsburg St.	1.000 1.000

ICHABOD FOOTBALL NOTES ■ GAME 5 AT NEBRASKA-KEARNEY ■ SEPT. 30

Statistic	Player	National Rank	Conference Rank	Value	National Leader	Value	Conference Leader	Value
All Purpose (200 ranked)	D.J. Bell Taylon Peters	48 103	2 7	119.00 99.00	Nathaniel Garnett Jr., West Va. Wesleyan	206.67	Jay Harris, Northwest Mo. St.	120.25
Blocked Kicks (1 ranked)					15 players tied	2	David Olajiga, Central Mo. Tell Spies, Neb.-Kearney	2
Combined Kick Returns (199 ranked)	D.J. Bell	10	1	312	Tae Marrero, Charleston (WV)	455	D.J. Bell, Washburn	312
Completion Percentage (147 ranked)	Sam Van Dyne	113	10	0.514	Braden Gleason, Emporia St.	0.778	Braden Gleason, Emporia St.	0.778
Completions Per Game (149 ranked)	Sam Van Dyne	101	10	12.33	Jack Strand, MSU Moorhead	36.75	Zach Zebrowski, Central Mo.	34.00
Field Goal Percentage (93 ranked)	Trenton Brehm	64	4	0.571	16 players tied	1.000	Austin Schmitt, Pittsburg St.	0.875
Field Goals Per Game (126 ranked)	Trenton Brehm	33	2	1.00	Jacob Scott, Winona St. Logan Turner, Southwest Baptist	2.25 2.25	Austin Schmitt, Pittsburg St.	1.75
Forced Fumbles (100 ranked)	Patrick Altener Caeden Spencer	100 100	3 3	0.25 0.25	Josh Booker-Brown, Angelo St. Peyton Plunkett, Quincy	0.75 0.75	Shamari Reed, Central Mo.	0.50
Fumbles Recovered (23 ranked)	Braylon Alexander Josh Grant	23 23	1 1	1 1	Antoine Martin, Northwestern Okla. Jordan McKinney, Angelo St. Ethan Simley, N.M. Highlands	3 3 3	20 players tied	1
Interceptions Per Game (84 ranked)	Josh Grant	84	9	0.3	Tanner Volk, Central Wash.	1.2	Jordan Rogers, Pittsburg St.	1.0
Kickoff Return TDs (1 ranked)	D.J. Bell	1	1	1	21 players tied	1	D.J. Bell, Washburn	1
Kickoff Returns (124 ranked)	D.J. Bell	10	1	34.2	Joshua Tracey, Post	42.7	D.J. Bell, Washburn	34.2
Passes Defended (84 ranked)					Dahlil Wilkins, Allen	3.0	Wryror Noil, Central Mo.	1.8
Passing Efficiency (147 ranked)	Sam Van Dyne	114	10	109.1	Riley Harms, Ouachita Baptist	207.5	Braden Gleason, Emporia St.	189.5
Passing TDs (90 ranked)	Sam Van Dyne	90	8	4	Zach Zebrowski, Central Mo.	18	Zach Zebrowski, Central Mo.	18
Passing Yards (200 ranked)	Sam Van Dyne Kellen Simoncic	135 174	11 14	385 244	Zach Zebrowski, Central Mo.	1,475	Zach Zebrowski, Central Mo.	1,475
Passing Yards Per Game (200 ranked)	Sam Van Dyne	119	11	128.3	David Wright III, Allen	383.7	Zach Zebrowski, Central Mo.	368.8
Passing Yards per Completion (147 ranked)	Sam Van Dyne	119	11	10.41	Gavin Sukup, Ulndy	18.39	Luke Sampson, Mo. Southern St.	15.74
Points Responsible For (196 ranked)	Sam Van Dyne	196	16	24	Patrick Shegog, Delta St.	114	Zach Zebrowski, Central Mo.	110
Points Responsible For Per Game (198 ranked)	Sam Van Dyne	138	13	8.0	Patrick Shegog, Delta St.	28.5	Zach Zebrowski, Central Mo.	27.5
Punt Return TDs (3 ranked)					DeAree Rogers, Lenoir-Rhyne	3	Mason Perez, Fort Hays St.	1
Punt Returns (70 ranked)					Andrew Pitts, Angelo St.	26.0	Jake Weber, Northwest Mo. St.	3.1
Punting (107 ranked)					Brendan Lach, Michigan Tech	49.6	Tyler Crawford, Northeastern St.	43.7
Receiving TDs (104 ranked)	D.J. Bell Maury Sullivan	104 104	9 9	2 2	Ben Noland, South Dakota Mines Bo Pryor, Catawba	7 7	Arnell Smith, Central Mo. Jaylen Varner, Emporia St.	6 6
Receiving Yards (196 ranked)					Max McLeod, Colo. Sch. of Mines	519	Jaylen Varner, Emporia St.	431
Receiving Yards Per Game (200 ranked)					Alonzo Derrick, Ulndy	138.3	Jaylen Varner, Emporia St.	107.8
Receptions Per Game (174 ranked)	D.J. Bell	54	7	5.2	Gage Florence, MSU Moorhead	10.8	Arnell Smith, Central Mo.	7.8
Rush Yards Per Carry (30 ranked)					Ronald Blackman, Tiffin	8.62	Trevon Woolfolk, Central Okla.	7.15
Rushing TDs (55 ranked)					Gage Porter, Southern Nazarene	11	Seth Cromwell, Missouri Western Marcellous Hawkins, Central Mo.	6 6
Rushing Yards (198 ranked)	Taylon Peters Teondre Carter	31 191	4 14	334 154	Shen Butler Lawson Jr, Minnesota St.	667	Jay Harris, Northwest Mo. St.	460
Rushing Yards Per Game (199 ranked)	Taylon Peters	37	4	83.5	Shen Butler Lawson Jr, Minnesota St.	166.8	Jay Harris, Northwest Mo. St.	115.0
Sacks (113 ranked)					Loobert Denelus, Benedict Dakari Streeter, Missouri Western	1.75 1.75	Dakari Streeter, Missouri Western	1.75
Scoring (200 ranked)	Trenton Brehm	193	15	5.5	Kendel Givens, Ouachita Baptist Gage Porter, Southern Nazarene	16.5 16.5	Marcellous Hawkins, Central Mo.	9.5
Solo Tackles (194 ranked)					Hunter Beuchel, Michigan Tech Jalil Lenore, Central St. (OH)	7.0 7.0	Halid Djibril, Mo. Southern St.	5.2
Tackles For Loss (121 ranked)					Domonique Davis II, Central St. (OH)	3.6	Dakari Streeter, Missouri Western	1.8
Total Offense (200 ranked)	Sam Van Dyne	123	11	135.7	Zach Zebrowski, Central Mo.	411.8	Zach Zebrowski, Central Mo.	411.8
Total Points Scored (88 ranked)					Kendel Givens, Ouachita Baptist Gage Porter, Southern Nazarene	66 66	Marcellous Hawkins, Central Mo.	38
Total Tackles (196 ranked)					Jalil Lenore, Central St. (OH) Domonique Davis II, Central St. (OH)	13.2 13.2	Colton Winder, Mo. Southern St.	9.5
Total Touchdowns (107 ranked)	D.J. Bell	107	9	3	Kendel Givens, Ouachita Baptist Gage Porter, Southern Nazarene	11 11	4 players tied	6
Yards per Pass Attempt (30 ranked)					Nick Bohn, Wayne St. (NE)	11.25	Luke Sampson, Mo. Southern St.	10.11
Yards per Reception (30 ranked)					Rahiem Bowens, West Chester	33.10		

2023 Washburn Ichabod Football
Washburn - Long Plays

20-YARD PLUS PLAYS

Yd	Type	Player(s)	Opponent
100*	KR	Bell,D.J.	Mo. Southern St.
67	KR	Bell,D.J.	Central Mo.
60*	Rush	Peters,Taylon	Lincoln (MO)
48*	Pass	Crochett,Tylan from Van Dyne,Sam	Lincoln (MO)
29	Pass	Carter,Teondre from Van Dyne,Sam	Lincoln (MO)
26	Rush	Sullivan,Maury	Lincoln (MO)
23	KR	Bell,D.J.	Mo. Southern St.
23	KR	Bowden,Tyler	Mo. Southern St.
23	KR	Bell,D.J.	Central Mo.
23	KR	Bowden,Tyler	Pittsburg St.
23	Pass	Wilson,Collin from Simoncic,Kellen	Pittsburg St.
22	KR	Carter,Teondre	Central Mo.
21	KR	Bell,D.J.	Lincoln (MO)
21	Rush	Peters,Taylon	Lincoln (MO)
21	KR	Bell,D.J.	Central Mo.
21	Rush	Carter,Teondre	Lincoln (MO)
20	KR	Bell,D.J.	Central Mo.
20	Pass	Johnson,Triston from Van Dyne,Sam	Central Mo.
20	Pass	Bell,D.J. from Simoncic,Kellen	Mo. Southern St.
20	Pass	Brown,Tyce from Simoncic,Kellen	Pittsburg St.

* touchdown scored on play

LONG PLAYS BY THE NUMBERS

Long Plays By Ya	No.	TD
100+	1	1
90-99	0	0
80-89	0	0
70-79	0	0
60-69	2	1
50-59	0	0
40-49	1	1
30-39	0	0
20-29	16	0

Long Plays By Ty

Long Plays By Ty	No.	TD
Rushing	4	1
Passing	6	1
Punt returns	0	0
Kick returns	10	1
Interceptions	0	0
Fumble returns	0	0
Other	0	0
TOTAL	20	3

20-YARD PLUS BY PLAYER

Player	No.	TD	R	P	KR	PR	IR	FR
Bell,D.J.	8	1	0	1	7	0	0	0
Carter,Teondre	3	0	1	1	1	0	0	0
Peters,Taylon	2	1	2	0	0	0	0	0
Bowden,Tyler	2	0	0	0	2	0	0	0
Crochett,Tylan	1	1	0	1	0	0	0	0
Brown,Tyce	1	0	0	1	0	0	0	0
Johnson,Triston	1	0	0	1	0	0	0	0
Wilson,Collin	1	0	0	1	0	0	0	0
Sullivan,Maury	1	0	1	0	0	0	0	0
TOTAL	20	3	4	6	10	0	0	0

LONGEST PLAYS OF THE YEAR

Rushing

60 Peters,Taylon vs Lincoln (MO) (9/16/2023)

Rushing Touchdown

60 Peters,Taylon vs Lincoln (MO) (9/16/2023)

Passing

48 Crochett,Tylan from Van Dyne,Sam vs Lincoln (MO) (9/16/2023)

Passing Touchdown

48 Crochett,Tylan from Van Dyne,Sam vs Lincoln (MO) (9/16/2023)

Punt Return

4 Bell,D.J. vs Mo. Southern St. (9/7/2023)

Kick Return

100 Bell,D.J. vs Mo. Southern St. (9/7/2023)

Interception Return

15 Callaghan,C.J. vs Mo. Southern St. (9/7/2023)

Fumble Return

0 Grant,Josh vs Central Mo. (9/23/2023)

Punt

71 Zeller,Jake vs Central Mo. (9/23/2023)

Field Goal

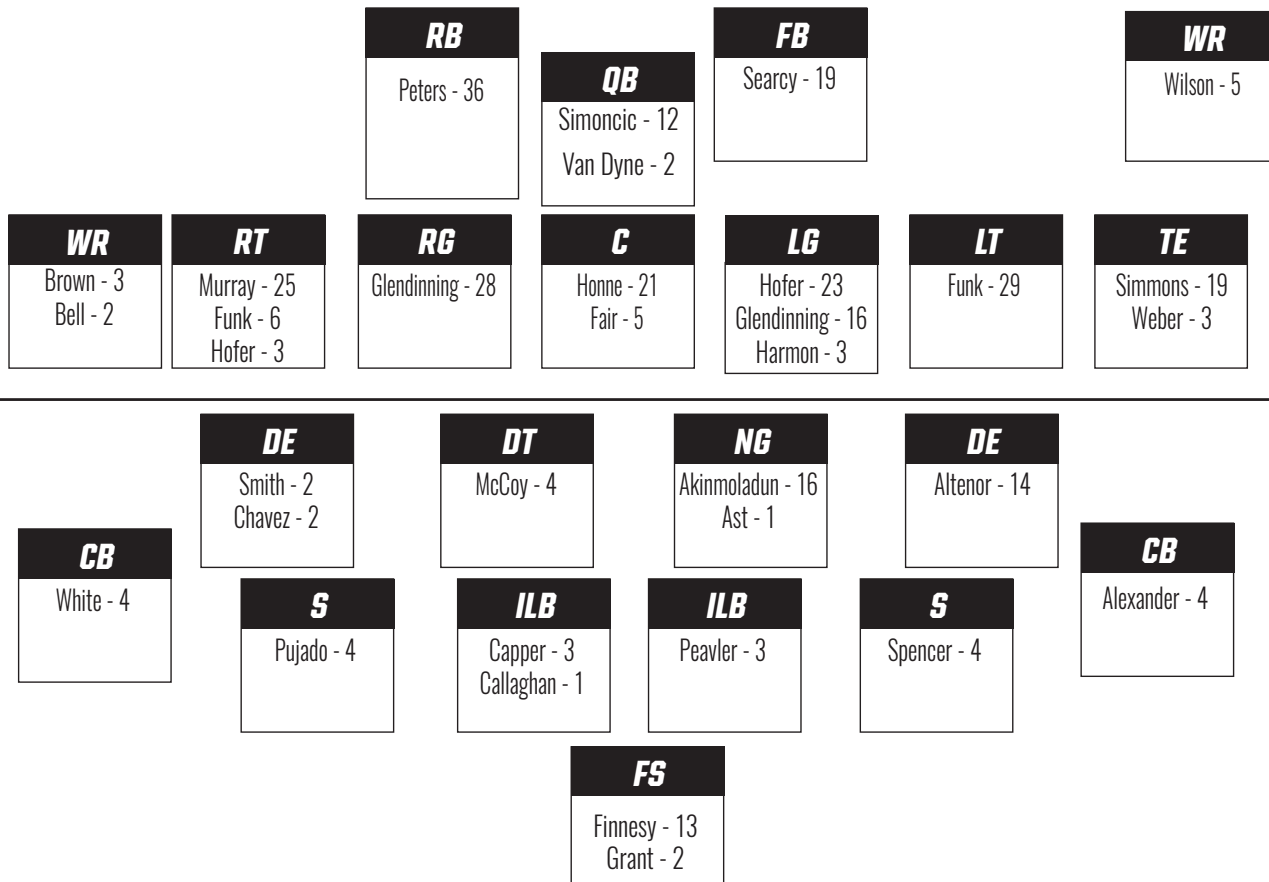
32 Brehm,Trenton vs Mo. Southern St. (9/7/2023)

ICHABOD GAME-BY-GAME STARTERS

Offense	QB	FB	RB	WR	WR	TE	RT	RG	C	LG	LT	PK
at PSU	Simoncic	Oitker	Peters	Wilson	Brown	Searcy	Murray	Glendinning	Honne	Hofer	Funk	Brehm
MSSU	Simoncic	Searcy	Peters	Wilson	Brown	Weber	Hofer	Glendinning	Honne	Harmon	Funk	Brehm
at LU	Van Dyne	Searcy	Peters	Wilson	Brown	Weber	Hofer	Glendinning	Honne	Harmon	Funk	Brehm
UCM	Van Dyne	Searcy	Peters	Wilson	Bell	Weber	Hofer	Glendinning	Honne	Harmon	Funk	Brehm
at UNK												
MWSU												
at ESU												
FHSU												
NWMSU												
at UCD												
NSU												

Defense	DE	DT	NG	DE	DB	DB	DB	DB	S	LB	LB	P
at PSU	Smith	Akinmoladun	McCoy	Altenor	Alexander	White	Pujado	Spencer	Finnesy	Peavler	Capper	Zeller
MSSU	Smith	Akinmoladun	McCoy	Altenor	Alexander	White	Pujado	Spencer	Finnesy	Peavler	Callaghan	Zeller
at LU	Chavez	Akinmoladun	McCoy	Altenor	Alexander	White	Pujado	Spencer	Grant	Peavler	Capper	Zeller
UCM	Chavez	Ast	McCoy	Altenor	Alexander	White	Pujado	Spencer	Grant	Peavler	Capper	Zeller
at UNK												
MWSU												
at ESU												
FHSU												
NWMSU												
at UCD												
NSU												

CAREER STARTS (RETURNING PLAYERS)



LAST 10 TOP SINGLE-GAME PERFORMANCES

100-YARD RUSHING

Player	Date	Opponent	Yards (carries)
Taylor Peters	09/16/2023	at Lincoln	121 (11)
Taylor Peters	09/07/2023	vs Missouri Southern	123 (27)
Taylor Peters	11/29/2022	at Northeastern State	108 (20)
Taylor Peters	11/13/2021	Missouri Southern	123 (11)
Taylor Peters	09/18/2021	at Nebraska-Kearney	113 (13)
Zach Willis	11/16/2019	at Nebraska-Kearney	154 (9)
Hunter Browning	10/06/2018	Northeastern State	116 (17)
Zach Willis	10/21/2017	Central Missouri	144 (14)
Zach Willis	10/07/2017	Missouri Southern	106 (16)
Zach Willis	09/30/2017	at Pittsburg State	122 (8)

100-YARD RECEIVING

Player	Date	Opponent	Yards (receptions)
James Letcher, Jr.	11/06/2022	Pittsburg State	127 (5)
James Letcher, Jr.	10/15/2022	at Northwest Missouri	129 (8)
Peter Afful	10/01/2022	Emporia State	114 (5)
James Letcher, Jr.	09/24/2022	at Missouri Western	180 (12)
James Letcher, Jr.	09/01/2022	Lincoln	177 (5)
Peter Afful	09/01/2022	Lincoln	104 (4)
James Letcher, Jr.	11/06/2021	at Pittsburg State	128 (9)
Peter Afful	10/09/2021	Fort Hays State	105 (4)
James Letcher, Jr.	10/02/2021	at Emporia State	132 (10)
James Letcher, Jr.	09/25/2021	Missouri Western	113 (5)

10 OR MORE RECEPTIONS

Player	Date	Opponent	Receptions (yards)
James Letcher, Jr.	10/29/2022	at Northeastern State	11 (77)
James Letcher, Jr.	10/01/2022	Emporia State	10 (74)
James Letcher, Jr.	09/24/2022	at Missouri Western	12 (180)
James Letcher, Jr.	10/02/2021	at Emporia State	10 (132)
James Brania-Hopp	09/22/2018	Central Missouri	10 (138)
Bryce Chavis	11/05/2016	at Central Oklahoma	10 (176)
DeJuan Beard	11/08/2013	Missouri Western	13 (182)
Joe Hastings	12/04/2010	vs Midwestern State	10 (223)
Joe Hastings	11/13/2010	at Missouri Western	11 (185)
Joe Hastings	08/28/2010	at Colorado Mines	13 (201)

300-YARD PASSING

Player	Date	Opponent	Yards (completions)
Kellen Simoncic	10/15/2022	at Northwest Missouri	314 (26)
Kellen Simoncic	10/01/2022	Emporia State	334 (35)
Kellen Simoncic	09/24/2022	at Missouri Western	311 (25)
Kellen Simoncic	09/01/2022	Lincoln	351 (15)
Mitch Schurig	10/02/2021	at Emporia State	410 (34)
Mitch Schurig	09/25/2021	Missouri Western	388 (24)
Mitch Schurig	11/16/2019	at Nebraska-Kearney	314 (20)
Mitch Schurig	11/05/2019	Pittsburg State	306 (22)
Mitch Schurig	10/27/2018	Emporia State	397 (25)
Mitch Schurig	09/22/2018	Central Missouri	361 (24)

200-YARD ALL PURPOSE YARDS

Player	Date	Opponent	Yards
James Letcher, Jr.	09/01/2022	Lincoln	208
James Letcher, Jr.	11/06/2021	at Pittsburg State	219
James Letcher, Jr.	10/02/2021	at Emporia State	238
James Letcher, Jr.	11/09/2019	at Pittsburg State	231
James Letcher, Jr.	10/05/2019	Missouri Western	212
James Letcher, Jr.	09/28/2019	at Central Missouri	241
James Brania-Hopp	11/03/2018	at Pittsburg State	337
James Brania-Hopp	10/27/2018	Emporia State	258
Hayden Groves	10/03/2015	at Fort Hays State	270
Vershon Moore	11/01/2014	Emporia State	331

10 OR MORE TACKLES

Player	Date	Opponent	Tackles (solo)
Mason Capper	09/25/2023	Central Missouri	10 (8)
Grant Bruner	11/12/2022	at Missouri Southern	10 (4)
Grant Bruner	11/05/2022	Pittsburg State	14 (5)
Grant Bruner	10/22/2022	Central Oklahoma	10 (5)
Grant Bruner	10/15/2022	at Northwest Missouri	14 (12)
Grant Bruner	10/01/2022	Emporia State	14 (10)
Grant Bruner	09/24/2022	at Missouri Western	14 (9)
Grant Bruner	09/17/2022	Nebraska-Kearney	11 (6)
Grant Bruner	09/01/2022	at Central Missouri	23 (11)
Grant Bruner	09/01/2022	Lincoln	10 (7)

LAST TIME IT HAPPENED ... ICHABOD TEAM

RUSHING

Had 400+ yards rushing:	vs Truman: 10/20/2007 (428)*
Had 300+ yards rushing:	at Nebraska-Kearney, 11/16/2019 (343)
Had 60+ rushing attempts:	Northeastern State: 10/06/2018 (66)
Had 50+ rushing attempts:	vs Northeastern State: 10/30/2021 (52)
Had 9 rushing TDs:	at Lincoln: 9/9/2000 (9)
Had 8 rushing TDs:	at Northeastern State: 10/12/2019 (8)
Had 6 rushing TDs:	vs Southwest Baptist: 9/30/2006 (6)
Had 5 rushing TDs:	at Lincoln, 09/02/2021 (5)
Had 4 rushing TDs:	vs Lincoln, 09/05/2019 (4)
Had three or more players with 100 yards rushing:	vs Truman: 10/20/2007
Had two or more players with 100 yards rushing:	at Missouri Southern, 10/8/2016

PASSING

Had 450+ yards passing:	at Sioux Falls: 9/1/2011 (452)
Had 400+ yards passing:	at Emporia State: 10/2/2021 (410)
Had 300+ yards passing:	vs Missouri Western: 9/25/2021 (388)
Had 60+ passing attempts:	at Wayne State: 10/11/1980 (63)*
Had 50+ passing attempts:	at Emporia State: 10/2/2021 (54)
Had 40+ passing attempts:	at Pittsburg State: 08/31/2023 (40)
Had 30+ passing attempts:	at Lincoln: 09/16/2023 (30)
Had 34+ passing completions:	at Emporia State: 10/2/2021 (34)*
Had 25+ passing completions:	vs Fort Hays State: 10/09/2021 (25)
Had 20+ passing completions:	vs Missouri Southern: 09/07/2023 (20)
Had 6+ passing TDs:	vs Central Oklahoma: Oct. 15, 2011 (6)
Had 5+ passing TDs:	vs Missouri Western: 9/25/2021 (5)
Had 4+ passing TDs:	at Lincoln, 09/02/2021 (4)
Had 6+ passes intercepted:	Northwest Missouri: Oct. 27, 2012 (6)*
Had 5+ passes intercepted:	at Northwest Missouri, 11/2/2013 (5)
Had 4+ passes intercepted:	vs Missouri Western: 09/29/2018 (4)
Had 3+ passes intercepted:	at Emporia State: 10/2/2021 (3)

RECEIVING

Had two players with 100 yards receiving:	vs Central Missouri: 11/12/2011
Had 12+ different players catch a pass:	at Missouri Southern, 9/26/2014 (12)
Had 11 different players catch a pass:	at Missouri Southern: 10/19/2019 (11)
Had 10 different players catch a pass:	at Lincoln: 09/16/2023 (10)
Had 9 different players catch a pass:	vs Northeastern State: 10/30/2021 (9)
Had 8 different players catch a pass:	vs Central Missouri: 09/23/2023 (8)

TOTAL OFFENSE

Had 675+ yards total offense:	vs Rockhurst: 10/28/1949 (681)*
Had 625+ yards total offense:	at Nebraska-Kearney, 11/16/2019 (657)
Had 550+ yards total offense:	at Lincoln, 09/02/2021 (557)
Had 500+ yards total offense:	at Lincoln: 09/16/2023 (515)
Had 95+ total offensive plays:	Emporia State: 10/29/1998 (96)*
Had 90+ total offensive plays:	at Missouri Western: 10/28/2017 (93)
Had 85+ total offensive plays:	vs Lincoln, 09/05/2019 (87)
Had 80+ total offensive plays:	vs Central Missouri: 09/23/2023 (81)

SCORING

Scored 80+ points:	vs New Mexico Highlands: 9/4/2009 (82)*
Scored 70+ points:	at Lincoln, 09/02/2021 (76)
Scored 60+ points:	vs Nebraska-Kearney, 09/23/2017 (60)
Scored 50+ points:	at Nebraska-Kearney, 11/16/2019 (57)
Scored 40+ points:	vs Missouri Western: 9/25/2021 (47)
Allowed 70+ points:	at Pittsburg State: 11/14/1998 (72)
Allowed 60+ points:	Missouri Southern: 10/13/2018 (63)
Allowed 50+ points:	vs Central Missouri: 09/23/2023 (58)
Allowed 40+ points:	vs Missouri Western: 9/25/2021 (41)
Was held scoreless in Yager Stadium:	vs Pittsburg State, 9/20/2014 (L 42-0)
Was held scoreless on the road:	at Central Oklahoma: 10/20/2018 (L 44-0)
Held opponent scoreless in Yager Stadium:	vs Northeastern State: 10/30/2021 (W 35-0)
Held opponent scoreless on the road:	at Missouri Southern: 10/4/2008 (W 23-0)

TURNOVERS

Committed seven turnovers:	vs Lincoln, 09/05/2019 (7)*
Committed six turnovers:	at Northwest Missouri, 11/2/2013 (6)
Did not commit a turnover:	at Harding: 11/20/2021 (0)
Recorded 7+ takeaways:	at Missouri Southern, 10/8/2016 (7)
Recorded 6+ takeaways:	vs Northeastern State: 11/8/2014 (6)
Recorded 5+ takeaways:	vs Lincoln, 09/05/2019 (5)
Returned an interception for a touchdown:	at Lincoln: 09/02/2021
Returned a fumble for a touchdown:	at Central Oklahoma: 10/23/2021 (75 yd)

DEFENSE

Held opponent to 5 or fewer first downs:	vs Truman: 09/18/2004 (5)
Held opponent to 10 or fewer first downs:	Central Missouri: 9/09/2021 (9)
Held opponent to 0 or fewer yards rushing:	at Northeastern State, 11/7/2015 (-28)
Held opponent to 25 or fewer yards rushing:	at Lincoln: 09/02/2021 (23)
Held opponent to 50 or fewer yards rushing:	vs Fort Valley State: 10/19/2013 (26)
Held opponent to 0 yards passing:	at Southern Colorado: 10/6/1973 (0)
Held opponent to 50 or fewer yards passing:	at Truman, 10/21/2006 (14)
Held opponent to 100 or fewer yards passing:	at Harding: 11/20/2021 (54)
Held opponent to 0 or fewer yards of total offense:	St. Mary's of the Plains: 09/09/1979 (-3)
Held opponent to 150 or fewer yards of total offense:	vs Northeastern State: 10/30/2021 (143)
Held opponent to 200 or fewer yards of total offense:	at Lincoln: 09/16/2023 (198)
Held opponent to 250 or fewer yards of total offense:	at Lincoln: 09/02/2021 (203)
Held opponent to 300 or fewer yards of total offense:	at Northeastern State: 10/12/2019 (279)
Intercepted 6+ passes:	at Missouri Southern, 10/8/2016 (6)
Intercepted 4+ passes:	vs Fort Hays State: 9/14/2013 (4)
Intercepted 3+ passes:	Emporia State: 10/21/2018 (3)
Recorded 9+ sacks:	at Truman: 10/8/2011 (9)
Recorded 7+ sacks:	at Abilene Christian: (7)
Recorded 17 tackles for loss:	vs Fort Hays State: 9/13/2003 (17)
Recorded 16 tackles for loss:	vs Northwest Missouri: 10/14/2006 (16)
Recorded 15 tackles for loss:	at Southwest Baptist: 9/23/2005 (15)
Recorded 14 tackles for loss:	vs Central Missouri, 10/10/2015 (14)

SPECIAL TEAMS

Returned punt for a TD:	Bryce Chavis vs Fort Hays State, 10/15/2016 (83)
Returned a blocked punt for a TD:	Chase Williams at Missouri Southern: 10/19/2019 (8)
Returned a blocked field goal attempt for a TD:	Josh Wright vs Missouri Southern, 10/13/18 (90)
Returned a kickoff for a TD:	D.J. Bell vs Missouri Southern: 09/07/2023 (100)
Did not punt:	at Lincoln: 09/16/2023
Returned a blocked PAT attempt for 2 points:	Alvin Houston at Nebraska-Kearney, 11/16/2019

MISCELLANEOUS

Had 30+ first downs:	Missouri Southern: 10/13/2018 (36)*
Had 20+ first downs:	at Lincoln: 09/16/2023 (26)
Had 10+ penalties:	at Pittsburg State: 08/31/2023 (11)
Had 200+ yards in penalties:	at Lincoln: 10/6/2012 (200)
Had 100+ yards in penalties:	at Pittsburg State: 11/06/2021 (106)
Had 40+ minutes of possession time:	vs Emporia State, 11/1/2014 (40:49)
Had 35+ minutes of possession time:	at Lincoln: 09/16/2023 (36:25)
Had a tie game:	at Missouri Western: 10/22/1977 (7-7)
Had an overtime game:	vs Fort Hays State: 10/09/2021 (W 23-20, 1 overtime)
Last time shutout	at Central Oklahoma: 10/20/2018 (L 44-0) (41 games)
Last time WU recorded a shutout	vs Northeastern State: 10/30/2021 - 35-0 (18 games)
Scored TD's on offense/defense/special teams each	at Central Oklahoma: 10/23/2021

*School Record

LAST TIME IT HAPPENED ... ICHABOD INDIVIDUAL

RUSHING

Rushed 40+ times:	Dino DeLisa vs Emporia State; 10/5/1985 (42)*
Rushed 30+ times:	Vershon Moore vs Emporia State; 11/17/2014 (31)
Rushed 25+ times:	Taylor Peters vs Missouri Southern; 09/07/2023 (27)
Rushed for 240+ yards:	Kevin McCormick vs Missouri Valley; 9/11/1971 (241)*
Rushed for 200+ yards:	Vershon Moore vs Truman; 10/31/2009 (227)
Rushed for 175+ yards:	Terrence Lowe at Southwest Baptist; 11/10/2007 (177)
Rushed for 150+ yards:	Zach Willis at Nebraska-Kearney; 11/16/2019 (154)
Rushed for 100+ yards:	Taylor Peters at Lincoln; 09/16/2023 (121)
Rushed for 100+ yards at quarterback:	Dustin HICKEL at Emporia State; 10/27/2001 (132)
Rushed for 4+ touchdowns:	Justin Cooper vs Abilene Christian; 11/19/2011 (4)
Rushed for 3+ touchdowns:	Jace Williams at Nebraska-Kearney; 11/16/2019 (3)
Rushed for 2+ touchdowns:	Peters, Taylor at Northeastern St. Oct 29, 2022 (2)
Had a run of 90+ yards:	Melvin Myricks at Nebraska-Kearney; 09/18/1965 (94)*
Had a run of 70+ yards:	Justin Cooper, at Colorado Mines; 8/29/2009 (78)
Had a run of 60+ yards:	Taylor Peters, at Lincoln; 09/16/2023 (60)
Had a run of 50+ yards:	Taylor Peters at Pittsburg State; 08/31/2023 (56)
Three rushers with 100+ yards:	Ra'Shawn Mosley (147)/Brandon Walker (133); Terrence Lowe (117) vs Truman; 10/20/2007
Two rushers with 100+ yards:	Wesley Collins (122)/Mickel Stewart (108) at Missouri Southern, 10/8/2016

PASSING

Passed for 450+ yards:	Dane Simoneau at Sioux Falls; 9/1/2011 (452)*
Passed for 400+ yards:	Mitch Schurig at Emporia State; 10/2/2021 (410)
Passed for 300+ yards:	Simoncic, Kellen vs Emporia St., Oct 01, 2022 (334)
Passed for 200+ yards:	Sam Van Dyne at Lincoln; 09/16/2023 (217)
Attempted 60+ passes:	Mike Atkins at Wayne State; 10/11/1980 (63)*
Attempted 50+ passes:	Mitch Schurig at Emporia State; 10/2/2021 (53)
Attempted 45+ passes:	Derek McGinnis at Fort Hays State; 10/03/2015 (45)
Attempted 40+ passes:	Kellen Simoncic at Pittsburg State; 08/31/2023 (40)
Attempted 30+ passes:	Jared Taylor vs Pittsburg State; 11/05/2012 (38)
Attempted 20+ passes:	Sam Van Dyne vs Central Missouri; 09/23/2023 (26)
Threw 6+ touchdown passes:	Simoncic, Kellen at Central Mo., Sep 08, 2022 (6)**
Threw 5+ touchdown passes:	Mitch Buhler vs Lindenwood; 10/26/2013 (5)
Threw 4+ touchdown passes:	Mitch Schurig at Emporia State; 10/2/2021 (4)
Threw 3+ touchdown passes:	Kellen Simoncic at Northwest Missouri; 10/15/2021 (3)
Threw 5+ interceptions:	Dustin HICKEL at Wisconsin-LaCrosse; 9/1/2001 (5)
Threw 4+ interceptions:	Mitch Schurig vs Missouri Western; 09/29/2018 (4)
Completed pass for 90+ yards:	Barry Griffiths to Troy Slusser vs Emporia State; 11/12/1988 (95)*
Completed pass for 80-89 yards:	Jared Taylor to James Letcher, Jr. vs Pittsburg State; 11/05/2021 (84)
Completed pass for 70-79 yards:	Kellen Simoncic to Peter Afful; 10/01/2022 (77)
Completed pass for 60-69 yards:	Mitch Schurig to Peter Afful vs Missouri Southern; 11/13/2021 (60)
Completed pass for 50-59 yards:	Mitch Schurig to Taylor Peters at Harding; 11/20/2021 (52)

RECEIVING

Caught 13+ passes:	Dajuan Beard vs Missouri Western; Nov. 11, 2013 (13)**
Caught 12+ passes:	Letcher, Jr., James at Missouri Western (Sep 24, 2022) (12)
Caught 11+ passes:	James Letcher, Jr. at Northeastern State; 10/29/2022 (11)
Caught 10+ passes:	James Letcher, Jr. at Emporia State; 10/2/2021 (10)
Caught 9+ passes:	James Letcher, Jr. at Pittsburg State; 11/06/2021 (9)
Caught 8+ passes:	James Letcher, Jr. vs Central Oklahoma; 11/27/2022 (8)
Had 250+ yards receiving:	Troy Slusser vs Emporia State; 11/12/1988 (252)*
Had 225+ yards receiving:	Sam Sissom at Colorado Mines; 8/27/2005 (231)
Had 200+ yards receiving:	James Brania-Hopp vs Emporia State; 10/27/2018 (217)
Had 175+ yards receiving:	Letcher, Jr., James at Missouri Western; Sep 24, 2022 (180)
Had 150+ yards receiving:	James Letcher, Jr. vs Pittsburg State; 11/09/2019 (166)
Had 100+ yards receiving:	James Letcher, Jr. at Pittsburg State; 11/06/2021 (128)
Caught 4+ TD passes:	Joe Hastings vs Nebraska-Omaha, 10/9/2010 (4)
Caught 3+ TD passes:	James Brania-Hopp vs Emporia State; 10/27/2018 (3)
Caught 2+ TD passes:	Afful, Peter at Northwest Mo. St.; Oct 15, 2022 (2)
Two or more 100+ yard receivers:	Ronnell Garner (102)/Dajuan Beard (103) vs Central Missouri; 11/12/11

SCORING

Accounted for 6+ touchdowns:	Simoncic, Kellen at Central Mo., Sep 08, 2022 (6)**
Accounted for 5+ touchdowns:	Mitch Schurig vs Missouri Western; 9/25/2021 (5)
Scored 4+ touchdowns:	Mickel Stewart at Nebraska-Kearney; 9/24/2016 (4)
Scored 3+ touchdowns:	Jace Williams at Nebraska-Kearney; 11/16/2019 (3)
Scored 2+ touchdowns:	Afful, Peter at Northwest Mo. St.; Oct 15, 2022 (2)

TOTAL OFFENSE

Had 450+ yards total offense:	Dane Simoneau vs Sioux Falls; 9/1/2011 (454)*
Had 400+ yards total offense:	Mitch Schurig vs Emporia State; 10/27/2018 (404)
Had 350+ yards total offense:	Mitch Schurig vs Missouri Western; 9/25/2021 (388)
Had 300+ yards total offense:	Kellen Simoncic vs Emporia State; 10/01/2022 (344)
Had both 300 yards passing and 100 yards rushing:	Tyler Schuerman vs Missouri Southern; 9/22/2001 (412 -- 306/106)
Had both 200 yards passing and 100 yards rushing:	Dustin HICKEL at Truman; 10/12/2012 (320 -- 216/104)
Had 60+ total offensive plays:	Aaron Battle vs Emporia State; 10/29/1988 (66)
Had 50+ total offensive plays:	Kellen Simoncic vs Emporia State; 10/01/2022 (52)
Had 40+ total offensive plays:	Jared Taylor vs Pittsburg State; 10/05/2022 (41)

DEFENSE

Intercepted 2+ passes:	D.J. Olmstead at Northeastern State; 08/31/2017 (2)
Forced 2+ fumbles:	Heath Tucker vs Lindenwood; 08/30/2018 (2)*
Recovered 2+ fumbles:	Zach Franklin at Northeastern State; 11/7/2015 (2)*
Recorded 4+ sacks:	Jim Butler at Wayne State; 11/17/1987 (4)*
Recorded 3+ sacks:	Landen Urban at Lincoln; 09/02/2021 (3)
Recorded 2+ sacks:	Braden Rose at Missouri Southern; 11/12/2022 (2.0)
Recorded 5+ tackles for loss:	Bruce Ringwood; Northwest Missouri; 10/14/2006 (5)
Recorded 25+ tackles:	Wade Dennis vs Northwest Missouri; 10/21/1989 (27)*
Recorded 23 tackles:	Grant Bruner, at Central Missouri; 09/08/2022 (23)
Recorded 22 tackles:	Casey Curran at Missouri Western; 9/19/2009 (22)
Recorded 20 tackles:	Grant Bruner at Pittsburg State; 11/06/2021 (20)
Record 19 tackles:	Derrick McGreevy vs Central Oklahoma; 11/04/2017 (19)
Record 18 tackles:	Derrick McGreevy vs Nebraska-Kearney; 11/10/2018 (18)
Recorded 17 tackles:	Austin Tillman vs Emporia State; 11/16/2016 (17)
Recorded 16 tackles:	Kevin Neal, Jr., at Harding; 11/20/2021 (16)
Recorded 15 tackles:	Grant Bruner, at Harding; 11/20/2021 (15)
Recorded 14 tackles:	Grant Bruner vs Northwest Missouri; 10/22/2022
Recorded 10+ tackles in 5 straight games:	Grant Bruner; Lincoln (10), Central Missouri (3), Nebraska-Kearney (11), Missouri Western (14), Emporia State (14)
Returned an interception for a TD:	Micah Skebo at Lincoln; 09/02/2021 (18)
Returned a fumble for a TD:	Braden Rose at Central Oklahoma; 10/23/2021 (75 yds)

SPECIAL TEAMS

Scored 18+ points kicking:	Steve Ivanisevic vs Missouri Southern; 9/12/2009 (18)
Scored 16+ points kicking:	Kameron Lake at Lincoln; 09/02/2021 (16)
Scored 14+ points kicking:	Justin Linn at Central Oklahoma; 10/25/2014 (14)
Scored 13+ points kicking:	Jeremy Linn at Pittsburg State; 11/5/2011 (13)
Scored 12+ points kicking:	Perry Schmiedeler at Nebraska-Kearney; 9/23/2017 (12)
Scored 11+ points kicking:	Trenton Brehm vs Missouri Southern; 09/07/2023 (11)
Scored 10+ points kicking:	Kameron Lake at Northeastern State; 10/12/2019 (10)
Kicked 4+ field goals:	Justin Linn at Central Oklahoma; 10/25/2014 (4)**
Kicked 3+ field goals:	Kameron Lake vs Central Missouri; 9/09/2021 (3)
Kicked a field goal 52+ yards:	Charles Goodknight vs Emporia State; 10/5/1985 (52)**
Kicked a field goal 50+ yards:	Perry Schmiedeler vs Missouri Western; 10/29/2016 (50)
Kicked a field goal 40+ yards:	Kameron Lake Central Missouri; 9/09/2021 (48)
Kicked a punt of 80+ yards:	Austin Hills vs Nebraska-Omaha; 11/8/2008 (87)**
Kicked a punt of 70+ yards:	Jake Zeller vs Central Missouri; 09/23/2023 (71)
Kicked a punt of 60+ yards:	Lane Spiker Pittsburg State; 11/09/2019 (62)
Punted 11+ times:	Brian Fuemmeler vs Missouri Southern; 11/11/1995 (11)*
Punted 10+ times:	Ben Boswell vs Pittsburg State; 10/11/2003 (10)
Totalled 200+ kick return yards:	James Brania-Hopp at Pittsburg State; 11/03/2018 (221)
Totalled 190+ kick return yards:	Jaime Myers at Northwest Missouri; 11/2/2013 (194)
Totalled 175+ kick return yards:	Jaime Myers vs Lindenwood; 09/04/2014 (187)
Totalled 125+ punt return yards:	Sam Sissom at Missouri Southern; 11/6/2004 (129)
Totalled 100+ punt return yards:	James Letcher, Jr., vs Lindenwood; 08/30/2018 (122)
Returned punt for a TD:	D.J. Bell vs Missouri Southern; 09/07/2023 (100)
Returned a blocked punt for a TD:	Chase Williams at Missouri Southern; 10/19/2019 (14)
Returned a blocked field goal attempt for a TD:	Tyler Bowden at Fort Hays State; 10/08/2022 (7)
Returned a kickoff for a TD:	James Letcher, Jr. at Harding; 11/20/2021 (97)
Returned a blocked PAT attempt for 2 points:	Alvin Houston at Nebraska-Kearney; 11/16/2019

ALL PURPOSE YARDS

300+ All-Purpose Yards:	James Brania-Hopp at Pittsburg State; 11/03/2018 (337)*
275+ All-Purpose Yards:	Troy Slusser vs Emporia State; 11/12/1988 (292)
250+ All-Purpose Yards:	James Brania-Hopp vs Emporia State; 10/27/2018 (258)
225+ All-Purpose Yards:	James Letcher, Jr. at Emporia State; 10/2/2021 (233)
200+ All-Purpose Yards:	James Letcher, Jr. at Lincoln; 9/1/2022 (208)

*School record

**Tied for school record

GAME 1

	WASHBURN	7
#4 PITTSBURG STATE		34

AUG. 31, 2023 // PITTSBURG, KAN. // SMITH STADIUM // ATT: 7,768

Score by Quarters	1	2	3	4	FINAL	
Washburn	0	0	7	0	-	7 (0-1, 0-1 MIAA)
#4 Pittsburg State	0	6	7	15	-	34 (1-0, 1-0 MIAA)

Scoring Summary

2nd	11:16	PSU	Schmitt,Austin 23 yd field goal
2nd	00:00	PSU	Schmitt,Austin 45 yd field goal
3rd	12:09	PSU	Dodson Jr.,Chad 1 yd run (Schmitt,Austin kick)
3rd	04:59	WU	Bell,D.J. 1 yd pass from Simoncic,Kellen (Brehm,Trenton kick)
4th	14:56	PSU	Squire,Antwan 3 yd run (Dodson Jr.,Chad pass intcpt)
4th	06:44	PSU	Chandler Jr.,Cl 14 yd run (Schmitt,Austin kick)

Team Stats

	WU	PSU
FIRST DOWNS	16	21
RUSHES-YARDS (NET)	32-24	37-173
PASSING YDS (NET)	162	145
Passes Att-Comp-Int.	40-23-2	26-14-0
TOTAL OFFENSE PLAYS-YARDS	72-186	63-318
Fumble Returns-Yards	0-0	0-0
Punt Returns-Yards	0-0	0-0
Kickoff Returns-Yards	5-73	2-46
Interception Returns-Yards	0-0	2-0
Punts (Number-Avg)	3-38.0	2-34.5
Fumbles-Lost	2-1	0-0
Penalties-Yards	11-99	9-90
Possession Time	30:53	29:07
Third-Down Conversions	4 of 15	3 of 11
Fourth-Down Conversions	2 of 6	2 of 4
Red-Zone Scores-Chances	1-2	4-4
Sacks By: Number-Yards	2-16	3-12

Individual Stats

RUSHING: Washburn-Peters,Taylor 20-56; Bowden,Tyler 4-15; Wilson,Collin 1-7; Bell,D.J. 1-5; Simoncic,Kellen 6-minus 59. Pittsburg St.-Squire,Antwan 11-64; Chandler Jr.,Cl 8-56; Dodson Jr.,Chad 9-20; Hernandez,Noah 2-19; Pennington,Ty 4-16; Albertini,Adam 1-0; TEAM 1-minus 1; Sarwinski,Nick 1-minus

PASSING: Washburn-Simoncic,Kellen 23-39-2-162; Haynes,Jai 0-1-0-0. Pittsburg St.-Dodson Jr.,Chad 13-24-0-138; Pennington,Ty 1-1-0-7; Hernandez,Noah 0-1-0-0.

RECEIVING: Washburn-Brown,Tyce 6-66; Bell,D.J. 6-20; Peters,Taylor 4-29; Wilson,Collin 3-33; Harmison,Trey 1-6; Bowden,Tyler 1-5; Searcy,Connor 1-2; Otker,Lucas 1-1. Pittsburg St.-Katsis,Kolbe 5-35; Garrison,Devon 3-65; Squire,Antwan 2-19; Bogdon,Jake 2-18; Gillespie,Kam 1-7; Roberts,Jack 1-1.

FUMBLES: Washburn-Peters,Taylor 1-1; Bell,D.J. 1-0. Pittsburg St.-None.

SACKS (UA-A): Washburn-Smith,Phoenix 2-0. Pittsburg St.-Rogers,Jordan 1-0; Barkley,Jack 1-0; Stegall,Brandon 1-0.

TACKLES (UA-A): Washburn-Finney,Jordan 5-2; Altenor,Patrick 2-4; Alexander,Braylon 5-0; Ogbonna,Emeka 2-2; Peavler,Brent 2-2; Pujado,Andrew 1-3; Spencer,Caeden 1-3; Capper,Mason 3-0; Callaghan,C.J. 2-1; Akinmoladun,Justice 1-2; Smith,Phoenix 2-0; White,Jaquez 2-0; Jackson,Julius 1-0; Minner,Jr.,L.J. 1-0; Haverkamp,Kamble 1-0; Chavez,Daniel 0-1; Ast,Chase 0-1; Keener,Isaac 0-1; McCoy,Chase 0-1; Porter,Nasjon 0-1.

GAME 2

	MISSOURI SOUTHERN	30
WASHBURN		23

SEPT. 7, 2023 // TOPEKA, KAN. // YAGER STADIUM // ATT: 6,250

Score by Quarters	1	2	3	4	FINAL	
Missouri Southern	7	0	16	7	-	30 (1-1, 1-1 MIAA)
Washburn	7	6	7	3	-	23 (0-2, 0-2 MIAA)

Scoring Summary

1st	11:24	MSSU	Gilmore,Akeem 21 yd run (Reese,Drake kick)
1st	00:40	WU	Simoncic,Kellen 1 yd run (Brehm,Trenton kick)
2nd	04:37	WU	Brehm,Trenton 32 yd field goal
2nd	00:00	WU	Brehm,Trenton 26 yd field goal
3rd	11:46	MSSU	Lang,Ezekiel 21 yd pass from (Reese,Drake kick)
3rd	09:47	MSSU	Stoshak,Jaedon 44 yd pass from (Reese,Drake kick failed)
3rd	01:26	MSSU	Reese,Drake 49 yd field goal
3rd	01:11	WU	Bell,D.J. 100 yd kickoff return (Brehm,Trenton kick)
4th	08:50	WU	Brehm,Trenton 26 yd field goal
4th	03:22	MSSU	Cooper,JarMicha 10 yd pass from

Team Stats

	MSSU	WU
FIRST DOWNS	15	24
RUSHES-YARDS (NET)	28-100	44-167
PASSING YDS (NET)	235	143
Passes Att-Comp-Int.	23-14-1	30-20-1
TOTAL OFFENSE PLAYS-YARDS	51-335	74-310
Fumble Returns-Yards	0-0	0-0
Punt Returns-Yards	0-0	0-4
Kickoff Returns-Yards	3-65	4-157
Interception Returns-Yards	1-0	1-15
Punts (Number-Avg)	5-42.2	5-41.0
Fumbles-Lost	0-0	2-0
Penalties-Yards	9-73	4-35
Possession Time	25:36	32:25
Third-Down Conversions	5 of 12	5 of 12
Fourth-Down Conversions	0 of 0	1 of 1
Red-Zone Scores-Chances	1-1	4-5
Sacks By: Number-Yards	1-0	2-0

Individual Stats

RUSHING: Mo. Southern St.-Ashley,Anthodiu 9-45; Marlow,Ja'Veon 5-26; Gilmore,Akeem 2-22; Glades,Nathan 7-20; Bethune,David 1-minus 1; TEAM 1-minus 1; Sampson,Luke 3-minus 11. Washburn-Peters,Taylor 27-123; Bowden,Tyler 6-27; Carter,Teondre 4-16; Van Dyne,Sam 1-6; Walker,Jaylon 1-4; Haverkamp,Kamble 1-0; Simoncic,Kellen 4-minus 6; Haynes,Jai 0-minus 3.

PASSING: Mo. Southern St.-Sampson,Luke 14-23-1-235. Washburn-Van Dyne,Sam 9-17-1-61; Simoncic,Kellen 11-13-0-82.

RECEIVING: Mo. Southern St.-Stoshak,Jaedon 4-93; Lang,Ezekiel 4-77; Gilmore,Akeem 2-8; Campbell,Deonta 1-36; Cooper,JarMicha 1-10; Marlow,Ja'Veon 1-7; Ashley,Anthodiu 1-4. Washburn-Bell,D.J. 7-64; Peters,Taylor 4-17; Harmison,Trey 3-27; Wilson,Collin 2-11; Bowden,Tyler 2-10; Brown,Tyce 1-12; Searcy,Connor 1-2.

FUMBLES: Mo. Southern St.-None. Washburn-Simoncic,Kellen 2-0.

SACKS (UA-A): Mo. Southern St.-None. Washburn-None.

TACKLES (UA-A): Washburn-Alexander,Braylon 3-4; Altenor,Patrick 2-5; Peavler,Brent 2-4; Capper,Mason 2-3; Spencer,Caeden 1-4; Callaghan,C.J. 4-0; Akinmoladun,Justice 1-3; Grant,Josh 1-2; McCoy,Chase 0-3; Jackson,Julius 0-2; Pujado,Andrew 0-2; Cannings,DeAndre 1-0; Prete,Coi 1-0; Neal,T.J. 1-0; Davis,Jaylon 1-0; TEAM 1-0; Ogbonna,Emeka 1-0; Minner,Jr.,L.J. 0-1; Tatum,J.R. 0-1; Carter,Teondre 0-1; White,Jaquez 0-1.

GAME 3



**WASHBURN
LINCOLN**

**24
10**

SEPT. 16, 2023 // JEFFERSON CITY, MO. // REED STADIUM // ATT: 1,211

Score by Quarters	1	2	3	4	FINAL	
Washburn	17	0	7	0	-	24 (1-2, 0-2 MIAA)
Lincoln	0	0	0	10	-	10 (0-3)

Scoring Summary

1st 10:42	WU	Brehm,Trenton 25 yd field goal
1st 06:34	WU	Searcy,Connor 7 yd pass from (Brehm,Trenton kick)
1st 02:39	WU	Peters,Taylor 60 yd run (Brehm,Trenton kick)
3rd 02:44	WU	Crochett,Tylan 48 yd pass from (Brehm,Trenton kick)
4th 11:36	LU	Ealy,Aderias 54 yd pass from (Alwaely,Mo kick)
4th 03:23	LU	Alwaely,Mo 30 yd field goal

Team Stats

	WU	LU
FIRST DOWNS	26	10
RUSHES-YARDS (NET)	47-298	27-58
PASSING YDS (NET)	217	140
Passes Att-Comp-Int.	30-18-0	17-12-0
TOTAL OFFENSE PLAYS-YARDS	77-515	44-198
Fumble Returns-Yards	0-0	0-0
Punt Returns-Yards	0-0	0-0
Kickoff Returns-Yards	2-37	3-39
Interception Returns-Yards	0-0	0-0
Punts (Number-Avg)	0-0.0	8-36.4
Fumbles-Lost	2-1	2-0
Penalties-Yards	7-60	6-60
Possession Time	36:25	23:35
Third-Down Conversions	9 of 16	2 of 11
Fourth-Down Conversions	1 of 4	0 of 0
Red-Zone Scores-Chances	2-3	1-1
Sacks By: Number-Yards	1-0	2-0

Individual Stats

RUSHING: Washburn-Peters,Taylor 11-121; Carter,Teondre 11-88; Walker,Jaylon 11-44; Sullivan,Maury 1-26; Van Dyne,Sam 10-23; Sprouse,Grayson 1-minus 2; TEAM 2-minus 2. Lincoln (MO)-Allen,Omar 12-34; Yates,LaMarco 3-14; Maxwell,TY 5-8; Vaughn,Xzavier 6-4; Brown,Blayden 1-minus 2.

PASSING: Washburn-Van Dyne,Sam 18-29-0-217; Sprouse,Grayson 0-1-0-0. Lincoln (MO)-Vaughn,Xzavier 12-17-0-140.

RECEIVING: Washburn-Bell,D.J. 4-30; Crochett,Tylan 3-53; Ropp,Weston 3-27; Carter,Teondre 2-43; Brown,Tyce 1-18; Wilson,Collin 1-16; Peters,Taylor 1-16; Allen-Jackman,Chase 1-7; Searcy,Connor 1-7; Sullivan,Maury 1-0. Lincoln (MO)-Ealy,Aderias 5-118; Allen,Omar 2-7; Brown,Blayden 1-8; Tate,Israel 1-7; Johnson,Charles 1-1; Bell,Damon 1-0; Maxwell,TY 1-minus 1.

FUMBLES (UA-A): Washburn-Carter,Teondre 1-0; Bell,D.J. 1-1. Lincoln (MO)-Vaughn,Xzavier 2-0.

SACKS (UA-A): Lincoln (MO)-None. Washburn-None.

TACKLES (UA-A): Washburn-Altener,Patrick 4-1; Minner,Jr.,L.J. 3-2; Spencer,Caeden 3-1; Callaghan,C.J. 2-2; Grant,Josh 2-1; Jimerson,Al-Mani 1-2; Johnson,Andre 0-3; White,Jaquez 2-0; White,Kaleb 1-1; Cannings,DeAndre 0-2; Walker,Jaylon 1-0; Ogbonna,Emeka 1-0; Alexander,Braylon 1-0; Peavler,Brent 1-0; Labertew,Brycen 1-0; Prete,Coi 1-0; Porter,Nasjon 1-0; Bivens,Josiah 1-0; Tatum,J.R. 1-0; Hovis,Draxtin 0-1; Neal,T.J. 0-1; Davis,Jaylon 0-1; Chavez,Daniel 0-1; Jackson,Julius 0-1; McCoy,Chase 0-1; Akinmoladun,Justice 0-1

GAME 4



**#25/#25 CENTRAL MISSOURI
WASHBURN**

**24
10**

SEPT. 23, 2023 // TOPEKA, KAN. // YAGER STADIUM // ATT: 5,785

Score by Quarters	1	2	3	4	FINAL	
Central Missouri	12	22	14	10	-	58 (3-1, 3-1 MIAA)
Washburn	7	7	7	7	-	28 (1-3, 0-3 MIAA)

Scoring Summary

1st 12:53	UCM	Smith,Arkell 12 yd pass from (Grupe,Brett kick failed)
1st 03:15	WU	Bell,D.J. 18 yd pass from (Brehm,Trenton kick)
1st 01:32	UCM	Hawkins,Marcell 49 yd run (Grupe,Brett kick failed)
2nd 14:12	WU	Fair,Mason 0 yd run (Brehm,Trenton kick)
2nd 11:37	UCM	Bridges,Weston 6 yd pass from (Zebrowski,Zach kick)
2nd 06:31	UCM	Gregory,Demarcu 2 yd pass from (Dobson,Luke kick)
2nd 00:59	UCM	Morgan,Price 14 yd pass from (Dobson,Luke kick)
3rd 11:15	UCM	Hawkins,Marcell 55 yd run (Dobson,Luke kick)
3rd 05:45	WU	Sullivan,Maury 11 yd pass from (Brehm,Trenton kick)
3rd 01:53	UCM	Bridges,Weston 1 yd run (Dobson,Luke kick)
4th 13:36	UCM	Phipps,Zach 31 yd pass from (Dobson,Luke kick)
4th 06:17	UCM	Dobson,Luke 24 yd field goal
4th 01:01	WU	Sullivan,Maury 7 yd pass from (Brehm,Trenton kick)

Team Stats

	UCM	WU
FIRST DOWNS	31	24
RUSHES-YARDS (NET)	23-282	43-163
PASSING YDS (NET)	377	151
Passes Att-Comp-Int.	51-42-1	38-15-2
TOTAL OFFENSE PLAYS-YARDS	74-659	81-314
Fumble Returns-Yards	0-0	0-0
Punt Returns-Yards	0-0	0-0
Kickoff Returns-Yards	0-0	7-176
Interception Returns-Yards	2-13	1-12
Punts (Number-Avg)	0-0.0	4-51.2
Fumbles-Lost	2-2	1-0
Penalties-Yards	12-124	9-74
Possession Time	27:25	32:35
Third-Down Conversions	6 of 11	5 of 17
Fourth-Down Conversions	1 of 1	3 of 5
Red-Zone Scores-Chances	6-6	4-5
Sacks By: Number-Yards	2-0	1-0

Individual Stats

RUSHING: Central Mo.-Hawkins,Marcell 6-144; Davis,Christian 3-75; Bridges,Weston 5-36; Zebrowski,Zach 5-25; Noil,Michael 1-6; TEAM 3-minus 4. Washburn-Carter,Teondre 7-50; Peters,Taylor 12-34; Walker,Jaylon 5-28; Mitchell,Percy 4-27; Clark,Hayden 5-23; Johnson,Triston 2-15; Brehm,Trenton 2-1; Crochett,Tylan 1-0; Van Dyne,Sam 4-minus 7; Sullivan,Maury 1-minus 8; Fair,Mason 0-0.

PASSING: Central Mo.-Zebrowski,Zach 40-48-1-369; Case,Cedric 2-3-0-8. Washburn-Van Dyne,Sam 10-26-1-107; Clark,Hayden 5-12-1-44.

RECEIVING: Central Mo.-Phipps,Zach 6-82; Gregory,Demarcu 6-29; Morgan,Price 5-47; Smith,Arkell 5-43; Hawkins,Marcell 4-41; Perry,Zion 4-25; Pospisil,Jack 3-49; Noil,Michael 3-39; Bridges,Weston 3-7; Yancey,Kameron 1-7; Sloan,Ethan 1-6; Russell,Armand 1-2. Washburn-Bell,D.J. 4-45; Sullivan,Maury 4-38; Johnson,Triston 2-26; Brown,Tyce 1-13; Allen-Jackman,Chase 1-13; Oitker,Lucas 1-10; Ropp,Weston 1-3; Weber,Ty 1-3.

INTERCEPTIONS: Central Mo.-Culwell,Joshua 1-13; Williams,Reyjon 1-0. Washburn-Grant,Josh 1-12.

FUMBLES (UA-A): Washburn-Carter,Teondre 1-0; Bell,D.J. 1-1. Lincoln (MO)-Vaughn,Xzavier 2-0.

TACKLES (UA-A): Washburn-Capper,Mason 8-2; White,Jaquez 5-1; Pujado,Andrew 4-2; Grant,Josh 3-2; Spencer,Caeden 3-2; Alexander,Braylon 4-0; Neal,T.J. 2-2; Ogbonna,Emeka 3-0; Peavler,Brent 3-0; Minner,Jr.,L.J. 2-1; Jackson,Julius 2-0; Chavez,Daniel 1-1; Andrews,Karl 1-1; Johnson,Andre 0-2; Callaghan,C.J. 1-0; Sullivan,Maury 1-0; Russell,Jayden 1-0; Brehm,Trenton 1-0; McCoy,Chase 0-1; Altener,Patrick 0-1.