



*Defending
MIAA
Champs*

Washburn Men's Basketball 1992-93 Media Guide

MEDIA INFORMATION

Press Box Telephone: (913)231-1010, ext. 1754

MEDIA CREDENTIALS

All requests for press, photo and broadcast credentials, and press box space for Washburn home basketball games should be made at least one week in advance and directed to Mary Beth Brutton, sports information director. Passes are mailed in advance as long as time permits, otherwise they are available in the requesting person's name at the will call window located in the northeast corner of the lower level of the Petro Allied Health Center approximately one hour prior to game time.

The sports information office is located in Room 200-D of the Petro Allied Health Center. The telephone number is (913)231-1010, ext. 1791.

PRESS SEATING

The Washburn press box is located on the east side of Lee Arena, with access from the second floor of the Petro Center. Seating can be requested for the scorer's table, although only a limited number of seats are available. Washburn University and the Basketball Writers Association of America reminds all media representatives, press box officials and statisticians that the press box is a working press area and cheerleading for either team will not be tolerated. Sports Information Director Mary Beth Brutton will instruct security personnel to direct violators to the exit. Your cooperation is expected and appreciated.

RADIO/TELEVISION BROADCASTS

Approval for radio/television broadcasts of all Washburn home basketball games must be received in advance from Mary Beth Brutton, sports information director. KTOP Radio provides one telephone line for use by visiting radio stations on a reciprocal basis. Radio stations wishing to use the courtesy line should contact KTOP's Ron Simon well in advance at (913)234-3444. Television stations seeking video tape highlights may want to contact one of the Topeka affiliates listed below.

MEDIA OUTLETS

NEWSPAPERS:

Topeka Capital-Journal (Ken Corbitt) (913)295-1188
616 Jefferson, Topeka, KS 66607 1-800-777-7171

Kansas City Star (Bob Luder) (816)234-4355
1729 Grand Ave., Kansas City, MO 64108

Salina Journal 1-800-827-6363
P.O. Box 779, Salina, KS 67401

Wichita Eagle-Beacon (Van Williams) 1-800-825-6397
825 East Douglas, Wichita, KS 67201

Washburn Review (913)233-3211
1700 College, Topeka, KS 66621

WIRES:

Associated Press (Kansas City) 1-800-852-4844
215 West Pershing, Kansas City, MO 64108

PHOTOGRAPHERS

Photo credentials must be displayed at all times. A photo credential allows access to both the court and press box. Under NCAA playing rules, photographers working on the floor are restricted to the photographers box at the end of the playing court. The designated area will be the right side (facing center line) of each basketball goal. Photographers are not permitted in front of the official table, press table, the players' benches or from any other floor level position at any time after the competition starts, including timeouts. Photographers may not place tripods on or beside the playing court nor attach strobes or other photography equipment to a backboard or goal standard.

GAME SERVICES

Media representatives covering a game at Washburn will receive game programs, pre-game notes and statistics, in addition to halftime and final game statistics and play-by-play. The press box has only one telephone which is reserved for use by members of the sports information office. Media representatives are invited to install their own lines or use the telephones in the Washburn athletics department, located in the Petro Allied. Exceptions to this policy in order to meet a deadline can be made by Mary Beth Brutton, sports information director.

INTERVIEWS

Player interviews during the week must be arranged through Mary Beth Brutton. For best results, please make arrangements at least one day in advance. Members of the media may contact Head Coach Bob Chipman in his office during the week. The best time to reach Coach Chipman is 1-2 p.m., Monday through Friday.

Postgame interviews may be conducted in the Petro Center locker room area following a 10-minute "cooling-off" period. The locker room is located in the northwest corner of the Petro Center outside of Lee Arena.

1992-93 Washburn Men's Basketball Media Guide

TABLE OF CONTENTS

GENERAL INFORMATION	
Media Information, Outlets.....	IFC
Washburn	2
Lee Arena	3
Athletics Administrators	4
Athletics Directory	5
MIAA	6
1992-93 ICHABODS	
Head Coach Bob Chipman	8
Assistant Coaches	9
Preview	10-11
Roster	10-11
Returning Starters	12-13
Returning Players	14-16
Newcomers	17
1992-93 Opponents	18-23
Chipman vs. All-Time Opponents	23
WIBW Tournament History	24
HISTORY	
1991-92 Game Summaries	26-31
1991-92 Award Winners	31
1991-92 Statistics	32-33
Year-by-Year Results	34
Coaching History	34
Series Histories	35
All-Time Scores	36-42
Records	43
Individual Leaders	44

WHAT'S AN ICHABOD

For years, Washburn administrators, coaches and student-athletes have been questioned about the university's unusual nickname. While raising a lot of questions - usually in reference to Ichabod Crane - the unique nickname also has brought national exposure to the university. The Ichabods tied for sixth place in a national poll listing the top 25 college nicknames, conducted by the Collegiate Directories of Cleveland in conjunction with the printing of the 25th anniversary edition of *The National Directory of College Athletics*. Several national publications, including *Sports Illustrated*, included this information in their publications.

So, anyway, what is an Ichabod? The name "Ichabod" was derived from the first name of Ichabod Washburn, an early benefactor of the university. Until 1938, there was no graphic representation or any particular characteristics associated with Mr. Ichabod. During the 1937-38 school year, the editors of the KAW yearbook decided that such items were important to the university and began to accept suggestions for a design of Mr. Ichabod. The adopted design was drawn by Bradbury Thompson (BA '34).

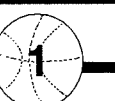
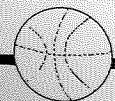
The following explanatory material accompanied the first representation of an Ichabod in the Washburn KAW: "He has courage and enthusiasm as shown by his brisk walk. He is democratic and courteous, for he tips his hat as he passes. Sincere in his search for truth and knowledge, he studiously carries a book under his arm. His friendly smile makes you like him. He is neatly dressed and he fits well into his generation...but adopts himself with equal ease to any change of any age."

The 1992-93 Washburn Men's Basketball Media Guide is a publication of the Washburn University Sports Information Department, 1700 College, Topeka, Kansas 66621, (913)231-1010, ext. 1791. It was designed, compiled, written and edited by Mary Beth Brutton, sports information director and Rob Morris, sports information student assistant. Cover photography by Dan Mauer. Printed by T.K. Printing. Photos by Mark Stallbaumer, *The Topeka Capital-Journal*, Dan Mauer and Maycel Stark. Special thanks to Lisa Carson, Jared Maag and opponent sports information directors for their contributions to this publication.

1992-93 SCHEDULE

NOV. 9	RUSSIAN SELECT TEAM (EXHIBITION)	7:00
NOV. 20	FRIENDS	7:30
Nov. 27-28	at Florida Tech Tournament	TBA
Dec. 3	at Fort Hays State	7:30
DEC. 10	BAKER	7:30
Dec. 12	at MidAmerica Nazarene	7:30
DEC. 18-19	WIBW HOLIDAY TOURNAMENT	TBA
Jan. 2	at McPherson	7:30
Jan. 6	* at Northwest Missouri	8:00
JAN. 9	* SOUTHWEST BAPTIST	8:00
Jan. 13	* at Central Missouri	7:30
JAN. 16	* PITTSBURG STATE	8:00
JAN. 18	ROCKHURST	7:30
JAN. 20	* EMPORIA STATE	8:00
Jan. 23	* at Missouri Western	7:30
JAN. 27	* NORTHWEST MISSOURI	8:00
JAN. 30	* NORTHEAST MISSOURI	8:00
FEB. 3	* CENTRAL MISSOURI	8:00
Feb. 6	* at Missouri-Rolla	7:45
Feb. 10	* at Emporia State	8:00
FEB. 13	* MISSOURI WESTERN	8:00
Feb. 17	* at Northeast Missouri	7:30
Feb. 20	* at Missouri-St. Louis	7:30
FEB. 24	* LINCOLN	8:00
Feb. 27	* at Missouri Southern	8:00

* MIAA Conference Game



Washburn University, founded in 1865, is one of the oldest and largest universities in Kansas. As an urban and regional institution, Washburn serves many of the educational needs of Topeka, Shawnee County and the state of Kansas.

The university's success is measured in part by the achievements of its graduates who include a Nobel Prize winner in medicine, members of the U.S. Congress, members of the Kansas State Legislature, numerous judges who have graduated from the law school as well as many leaders in business, education, communications and service.

ACADEMICS

Washburn has traditionally provided quality education. Students may choose from more than 70 degree programs within the College of Arts and Sciences, School of Business, School of Law, School of Nursing, or the School of Applied Studies.

Washburn prides itself on having quality and experienced faculty. More than two-thirds of the Washburn general faculty hold a doctorate or the highest degree available in their discipline. Professors, not graduate assistants, teach in the classrooms at all academic levels.

Students enjoy modern classrooms and educational facilities. Since a tornado devastated the campus in 1966, more than \$43

million have been spent to construct new buildings and laboratories and to purchase new equipment and library holdings. The result is a modern campus with a rich heritage, conducive to living and learning.

ATHLETICS

Washburn has continued its strong athletic tradition during the university's recent move to NCAA Division II. Washburn teams now compete for NCAA championships as a member of the Mid-America Intercollegiate Athletics Association (MIAA).



Washburn currently offers intercollegiate competition for men in the sports of baseball, basketball, football, golf and tennis. Women compete in basketball, softball, tennis and volleyball.

Success has been obtained by both teams and individuals. Washburn swept the MIAA's postseason basketball titles in 1991-92, sending both the Ichabods and Lady Blues to the NCAA national tournament. The appearance was the first for the Ichabods, who reached the round of 16. The Lady Blues made the most of their second consecutive national tournament appear-

ance, advancing to the quarterfinals. Individually, freshman Jennifer Subbert became the first Washburn student-athlete to compete at a national tennis tournament when she was participated at the 1992 championships. Many student-athletes earn all-conference, all-region and All-America honors each year.

HOW WASHBURN STUDENT-ATHLETES COMPARE

Since 1983, 71 percent of the student-athletes who received athletically related financial aid have graduated from Washburn.

The average grade point average for the Washburn student body during the 1990-91 academic year was 2.53. The average grade point average for the student-athletes was 2.77.

Freshman student-athletes had an average ACT score of 20.7 which was the same average of all students entering Washburn in 1990.

There were 47 student-athletes with grade point averages above 3.0 and only seven student-athletes with grade point averages below 2.0 during the 1990-91 academic year.

While Washburn strives for success on the playing field, the university also takes pride in the academic accomplishments of its student-athletes. Many of them maintain grade point averages higher than the university-wide average and approximately one-third maintain a 3.0 grade point average or better. Last year, three student-athletes were honored for their accomplishments by being selected second-team GTE Academic All-America.

THE CAPITAL CITY

Washburn students benefit from the work opportunities as well as the recreational facilities and social programs Topeka offers. As the state capital, the city is a tremendous laboratory for Washburn students. The city's businesses, services and government offices are generous in opening their doors to students for internships and work opportunities. Add to this the city's parks, lakes and recreational facilities and you have an excellent living and learning atmosphere.

Washburn also serves as the cultural center for the capital city metropolitan area. Attractions include performances by the Topeka Civic Symphony and Washburn's music department, exhibits in the Mulvane Art Center and stage productions in the University Theatre.



Men's Arena Records

MOST POINTS

- Team:** 134, Central Oklahoma vs. Stonehill, Dec. 29, 1990 (134-126)
- WU Team:** 116, vs. Kearney State, Feb. 14, 1987 (116-99 OT)
- Individual:** 44, James Morris of Central Oklahoma vs. Stonehill, Dec. 29, 1990
- WU Individual:** 36, Maurice Lamar vs. Central Oklahoma, March 14, 1992

MOST REBOUNDS

- Team:** 65, Central Oklahoma vs. Stonehill, Dec. 29, 1990
- WU Team:** 61, vs. Kearney State, Feb. 14, 1987
- Individual:** 24, Jon Cronin of Stonehill vs. Fort Hays State, Dec. 27, 1990
- WU Individual:** 17, Tom Meier vs. Kearney State, Jan. 24, 1986
- Scott Stecklein vs. Friends, Nov. 17, 1989

MOST THREE-POINT FIELD GOALS

- Team:** 14, Stonehill vs. Central Oklahoma, Dec. 29, 1990 (34 att)
- Central Oklahoma vs. Stonehill, Dec. 29, 1990 (36 att)
- Washburn vs. Panhandle State, Dec. 14, 1991 (26 att)
- Washburn vs. Central Oklahoma, March 14, 1992 (37 att)
- Central Oklahoma vs. Washburn, March 14, 1992 (32 att)
- Individual:** 9, Shawn Williams of Central Oklahoma vs. Stonehill (20 att)
- Maurice Lamar vs. Central Oklahoma, March 14, 1992 (20 att)

Lee Arena has served as the home of Washburn basketball since the 1984-85 basketball season. The arena has a capacity of 4,200, twice that of Whiting Fieldhouse which housed the home court prior to 1984.

While long-time fans have plenty of fond memories of games played and titles won on the storied court of Whiting Fieldhouse, Lee Arena does not lack for exciting moments of its own.


Since the Ichabods christened Lee Arena with a 77-72 win over Briar Cliff College on Nov. 17, 1984, the team has posted an overall home record of 117-21 (.848). The Ichabods went on to win their next 13 games at home before suffering their first loss in Lee Arena at the hands of Marymount College, 71-68, on Feb. 12, 1985. The 117 wins include an 18-0 home record during the team's 1986-87 NAIA championship season, as well as an 18-2 mark in 1991-92 as the team headed to NCAA playoffs.

While the Ichabods hosted many an NAIA District 10 playoff game on their home court, it wasn't until 1992 that Washburn got to host a national basketball tournament. The 1991-92 Ichabods capped their 27-5 season by winning their first MIAA postseason championship title in front of their home fans. With the championship trophy in hand, Washburn was selected as host site for the 1992 NCAA South Central Regional Tournament, one of eight regional tournaments which make up the first round of the 32-team NCAA Division II national tournament.

Some seven-and-a-half years after Ichabod standout Gary Carrier scored 22 points in the win over Briar Cliff, senior Maurice Lamar set an arena record for an Ichabod with a career-high 36 points in the regional championship game.

The arena was built as part of the \$8.4 million Kelsey H. and Edna B. Petro Allied Health Center, the largest building on campus covering more than 126,000 square feet. The Petro Center also houses Garrett Natatorium, the athletics and physical education departments, and school of nursing, as well as locker rooms, weight rooms and training facilities accessible to all Washburn students. The arena includes a six-lane, 150-meter track and is large enough for four full size basketball courts, two tennis courts, four volleyball courts, or eight badminton courts.

The history of Lee Arena reaches back to the late 1960s when the idea to build a new arena was formed. Fund raising began in 1970 and continued through 1981 when the final plans for the Petro Center were approved and bids were offered. Construction on the center began on July 1, 1982, and the facility was opened on June 15, 1984. Lee Arena is named after former Washburn baseball coach and player Bob Lee and his wife, Sallee, to recognize their \$250,000 donation.






Hugh L. Thompson
President

When Hugh L. Thompson assumed the duties of Washburn president, he brought with him more than 25 years of higher education experience. After 10 years as chancellor of Indiana University at Kokoma, where he was a full professor and member of the Indiana University Graduate School faculty, Thompson became Washburn's 13th president on August 1, 1990.

Prior to his 1980 appointment at Kokomo, Thompson was president of the Detroit Institute of Technology (1977-80) and Siena Heights College (1971-77). He held the faculty status of full professor at both institutions. Thompson also has served as coordinator of the Associated College of Cleveland, director of institutional planning and assistant to the president of Baldwin-Wallace College. He has taught at Baldwin-Wallace, Akron University and Penn State University.

Thompson's lists of credentials and experiences have led numerous universities to call on him as a consultant. He also is active in several professional and civic organizations. He is chairman of the Council on Postsecondary Accreditation, a member of the board of directors of the American Council on Education, and serves on the board of directors of several other national boards. He has edited two books and has published more than 80 articles. Locally, Thompson is a member of the board of directors of Merchants National Bank, Boy Scouts of America, United Way, and the Mulvane Art Center.

Thompson, a native of Martinsburg, West Virginia, earned an undergraduate degree in English from Shepherd College in 1956. He holds a master's in health and human development from Penn State (1958) and a doctorate in higher education administration from Case Western Reserve University (1969). He and his wife, Patricia, have four children: Cheri, Linda, Tempe and Vicki.



Richard Johanningmeier
Director of Athletics


As Washburn athletics moves into a new era during the 1990s, Richard Johanningmeier was picked as the man to guide the program. Johanningmeier assumed the duties of director of athletics on January 8, 1990, bringing a background as a student-athlete, coach and administrator to the position.

Johanningmeier's most recent experience as an enforcement representative with the NCAA — a post he held from 1986 to 1990 — is especially beneficial for Washburn. His experience with the NCAA has led to his appointment on several NCAA committees, including the NCAA Council. The 46-member Council is empowered by the NCAA to establish and direct general policy, appoint committees and interpret the constitution and bylaws between conventions. Johanningmeier also is a member of the association's Interpretations, Research and Legislative Review committees.


Prior to joining the NCAA national staff, he logged 10 years as football head coach at his alma mater, Southwest Missouri State University (1976-86). He posted a 58-44-5 record. He compiled 10 years of teaching and coaching experience in the New England area before taking over the helm of the Bears' program.

He first became associated with Southwest Missouri football as a four-year tackle for the Bears. He toiled for two seasons as a professional player in the Atlantic Coast Football League and the Continental Football League after a tryout with the Houston Oilers.


A native of St. Louis, Johanningmeier holds both undergraduate and graduate degrees in education. He earned his bachelor's from Southwest Missouri in 1964 and his master's from Springfield College in 1969. He and his wife, Jan, have two grown children, Tom and Lynn, and two grandsons.



JANET DEGGINGER
Assistant Athletics Director



STEVE ICE
Head Athletics Trainer




ANDY WILLIAMS
Academic Advisor



RITA COX
Ticket Manager




LARRY BLUMBERG
Faculty Athletics Representative



RON WESSEL
Head Equipment Manager



MARY BETH BRUTTON
Sports Information Director



JANE KELLY
Athletics Secretary

Washburn Athletics Directory

1700 College
Topeka, Kansas 66621

Main Campus Switchboard: (913)231-1010 General Athletics Extension: 1134

Location	Topeka, Kansas
Founded	1865
Enrollment	6,500
National Affiliation	NCAA Division II
Conference	Mid-America Intercollegiate Athletics Association
Nicknames	Ichabods, Lady Blues
Colors	Yale Blue and White
Home Court	Lee Arena (4,200)
Press Box Telephone:	ext. 1754
President	Hugh Thompson
Director of Athletics	Richard Johanningmeier
Assistant Director of Athletics	Janet Degginger
Faculty Athletics Representative	Larry Blumberg (ext. 1493)
Academic Advisor	Andy Williams
Athletics Trainer	Steve Ice
Head Equipment Manager	Ron Wessel
Sports Information Director	Mary Beth Brutton (ext. 1791)
	Athletics Fax: (913)231-1091
	Home Telephone: (913)271-0788
	Rita Cox (231-1092)
Ticket Manager	Jane Kelly
Athletics Secretary	

BASKETBALL STAFFS

Men's Head Coach	Bob Chipman
Alma Mater and Year of Graduation	Kansas State, 1973
Record and Years at Washburn	304-110, 13 years
Career Record and Years	304-110, 13 years
Best Time to Contact	1-2 p.m., Monday-Friday
Home Telephone	(913) 272-2341
Assistant Coach, Recruiting Coordinator	Torrey Head (Washburn '85)
Assistant Coach	Ron McHenry (Washburn '84)
Graduate Assistant	Reggie Hulbert (Washburn '92)
Women's Head Coach	Patty Dick
Alma Mater and Year of Graduation	Washburn, 1971
Record and Years at Washburn	277-147, 15 years
Career Record and Years	277-147, 15 years
Best Time to Contact	Mornings, Monday and Wednesday
Assistant Coach	Glenn Cafer (Northeast Missouri '53)
Student Assistant	Brad Womack

OTHER COACHES

Football Head Coach	Dennis Caryl (Northwestern '64)
Offensive Coordinator	Steve Walter (Bethany '80)
Defensive Coordinator	Andy Williams (Missouri Western '86)
Assistant Coach	B.D. Kennedy (Bethany '87)
Assistant Coach	Dale Perine (Utah State '86)
Baseball	Steve Anson (Kansas State '76)
Golf	Ron McHenry (Washburn '84)
Softball	Kelly Osburn (Idaho '85)
Tennis (Men's and Women's)	Peg Marmet (Kansas State '61)
Volleyball	Kelly Osburn (Idaho '85)

Mid-America Intercollegiate Athletics Association

The MIAA began a new era on July 1, 1992, when the conference assumed a new name and logo reflecting recent changes in membership. After 79 years as the Missouri Intercollegiate Athletic Association, the 12-member NCAA Division II conference is now called the Mid-America Intercollegiate Athletics Association, retaining the MIAA acronym.

The decision to change the conference name and logo originated in 1989 when Pittsburg State and Washburn became the first institutions outside the state of Missouri to attain MIAA membership. The new name was approved for 1992 to coincide with a third Kansas institution, Emporia State, gaining full membership status.

During the past 79 years, the MIAA has gained the reputation of being one of the top NCAA Division II conferences in the nation. MIAA members have won eight NCAA national championships while MIAA student-athletes have won 75 individual national titles.

The MIAA conducts conference championships in 15 men's and women's sports. Its sponsors competition in baseball, basketball, cross country, football, golf, indoor track and field, outdoor track and field, and tennis for men. The conference offers championships for women in basketball, cross country, indoor track and field, outdoor track and field, softball, tennis and volleyball.

The conference was first organized in 1912 with 14 mem-

ber institutions. Of the current membership, only Central Missouri, Northeast Missouri and Northwest Missouri are charter members of the MIAA.

The first change in membership came in 1924 when the MIAA reorganized to include only the state's five regional colleges at Cape Girardeau, Kirksville, Maryville, Springfield and Warrensburg as members. Missouri-Rolla joined membership in 1935, followed by Lincoln in 1970 and Missouri-St. Louis in 1980.

The 1980s witnessed the biggest changes in conference membership and leadership since its founding. In 1981, Southwest Missouri withdrew from the conference to attain Division I status.

The MIAA also hired its first full-time commissioner in 1981 in the person of Ken B. Jones. Southwest Baptist joined the conference in 1986, returning the membership to eight institutions. The MIAA expanded to 12 members in 1989, and grew beyond the state borders, with the addition of Missouri Southern, Missouri Western, Pittsburg State and Washburn.

Southeast Missouri withdrew from the MIAA in 1991 to attain Division I status, and was replaced by Emporia State, bringing the MIAA to its current membership.

The conference office is maintained by Jones in Maryville. Media relations and statistical services are handled by Judy Willson from her office in Overland Park.



— The MIAA —

Central Missouri State University, Warrensburg

Emporia State University, Emporia

Lincoln University, Jefferson City

University of Missouri-Rolla, Rolla

University of Missouri-St. Louis, St. Louis

Missouri Southern State College, Joplin

Missouri Western State College, St. Joseph

Northeast Missouri State University, Kirksville

Northwest Missouri State University, Maryville

Pittsburg State University, Pittsburg

Southwest Baptist University, Bolivar

Washburn University, Topeka

— MIAA Basketball —

The 12 MIAA teams play 16 games against conference opponents during the regular season. The teams are geographically divided into two divisions, playing home-and-home games within the division and single games against non-division teams.

The eight teams which post the best winning percentages for all conference games played advance to the postseason tournament. The teams are seeded based on the final regular season standings. All games are played at the home site of the higher seeded team. The quarterfinals of the 1993 tournament are scheduled for March 2 with the winners advancing to the semifinals on March 4. The winner of the March 6 championship game receives an automatic berth into the NCAA Division II postseason tournament.

North Division

Central Missouri
Emporia State
Missouri Western
Northeast Missouri
Northwest Missouri
Washburn

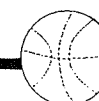

South Division


Lincoln
Missouri Southern
Missouri-Rolla
Missouri-St. Louis
Pittsburg State
Southwest Baptist

— MIAA Sports Information —

Media relations and statistical services for the conference are handled by Judy Willson, appointed as the MIAA's first director of sports information in August 1991. Information on MIAA statistics, players of the week, all-conference teams, records, etc., can be obtained by calling Willson at (913)339-6720 or by writing her at 10738 Barton, Overland Park, KS 66210.

1992-93 Ichabods





Bob Chipman
Head Coach

For Bob Chipman, his 13th season as the Ichabods' head coach was anything but unlucky. Maybe that tie he wore for 23 straight games was lucky after all.

The 1991-92 Ichabods gave Chipman the best start of any of his previous teams, winning 12 straight to start the season. They posted the best MIAA start in school history enroute to sweeping the regular season and postseason championships. They became the first Washburn team to attain a No. 1 national ranking

when they sat atop the NCAA Division II poll on Jan. 14, 1992. Chipman logged his 400th career game two weeks later on Feb. 1, 1992. Twenty-eight days later, Chipman recorded his 300th career win when Washburn defeated Missouri Southern State College, 95-70. He got his 11th, 20-win season and prepared his team for their first-ever appearance in the NCAA Division II national tournament. To top it all off, he was voted MIAA coach of the years by his peers.

When Chipman began his tour of duty as Washburn head coach, he was a 28-year-old rookie. Thirteen seasons and 304 wins later, he is the winningest coach in Washburn history.

He has guided his teams to 11, 20-win seasons, including seven in a row from 1983-84 to 1989-90, and four appearances at the NAIA national tournament. He owns a career record of 304-110 (.734) and averages 23.4 wins a season.

Chipman joined the Washburn staff in 1976 as an assistant to long-time head coach Glenn Cafer. He served as assistant coach for three seasons, in addition to being an associate professor of physical education, softball and men's tennis coach, and facilities coordinator. Chipman was promoted to the head coaching position in April 1979 when Cafer was appointed director of athletics.

Chipman enjoyed a banner season in 1986-87, capping a 35-4 campaign with an NAIA national championship crown. A 90-59 win over Marymount that season gave him career victory No. 173, making him the winningest coach in Washburn history. Chipman was well-recognized for his accomplishments, garnering conference, district, area and NAIA national coach of the year honors.

His success at the collegiate level has brought Chipman the opportunity to coach on an international level as well. He served a second stint as an assistant coach for the United States entry in the Pan American Games during the summer of 1991, earning a bronze medal. In 1983, he was an assistant to the team which won the gold medal. He helped coach the United States entry in the World University Games to a gold medal in 1989. In 1985, he was an assistant coach for the Amateur Basketball Association/USA Jones Cup Team that won a silver medal.

Chipman holds both bachelor's and master's degrees from Kansas State University. The 1973 graduate earned two letters as a guard while playing for Wildcat coaching legend Jack Hartman. He played his first two years of college ball at Flint Community Junior College in his hometown of Flint, Michigan.

The 41-year-old Chipman and his wife, Carol, live in Topeka with their children, Kelsey and Bobby.

Chipman

THE FACTS

ALMA MATER: Kansas State, 1973	TELEPHONE: (913)231-1010, ext. 1355
WASHBURN RECORD: 13 years, 304-110 (.734)	BEST TIME TO CONTACT 1:00-2:00 p.m.
CAREER RECORDS: 13 years, 304-110 (.734)	PERSONAL: Married to Carol. They have two children, Kelsey and Bobby.

SEASON-BY-SEASON


1979-80	20-8
1980-81	21-8
1981-82	22-9 *
1982-83	18-12
1983-84	24-9
1984-85	26-9
1985-86	24-8
1986-87	35-4 *!
1987-88	27-4
1988-89	24-9 *
1989-90	20-12 *
1990-91	16-13
1991-92	27-5 **

- * NAIA National Tournament
- ** NCAA Division II National Tournament
- ! NAIA National Champions

AGAINST THE 1992-93 OPPONENTS

Baker	8-0
Central Missouri	2-6
Emporia State	20-10
Fort Hays State	20-15
Friends	7-1
Lincoln	5-0
McPherson	2-0
Missouri Southern	18-5
Missouri Western	18-9
Missouri-Rolla	1-2
Missouri-St. Louis	4-1
Northeast Missouri	8-4
Northwest Missouri	7-0
Pittsburg State	20-5
Rockhurst	2-1
Southwest Baptist	1-3

First Meeting: Colorado Christian, Florida Tech, MidAmerica Nazarene, South Carolina at Spartanburg




Torrey Head
Assistant Coach

Torrey Head looks to celebrate his fifth season as an assistant coach under Bob Chipman with a third trip to a national tournament. Head serves as recruiting coordinator for the Ichabods.

Head joined the Ichabod staff as assistant coach and academic advisor for the 1988-89 season. He began his coaching career as an assistant coach at Friends University during the 1985-86 season. He returned to his alma mater to serve as a graduate assistant under Chipman during the Ichabods' NAIA national championship season of 1986-87. Head took a year off from coaching to complete an internship in the athletics department at Kansas State University before returning to Washburn to begin his second tour of duty with the team.

Head played for Chipman during the 1983-84 and 1984-85 seasons. After graduating from Washburn in 1985 with a bachelor's in business administration, he went on to Wichita State University where he earned a master's in sports administration in 1988.

The 30-year-old Head is a newlywed, having married the former Jennifer Mason in October. Torrey and Jennifer reside in Topeka.




Reggie Hulbert
Graduate Assistant

Former Ichabod Reggie Hulbert is trading his uniform and spot on the court, for a suit and a seat on the bench as he serves as graduate assistant coach this season.

Hulbert was a two-year letterman for the Ichabods who completed his collegiate career during one of Washburn's most successful seasons in history. Hulbert started all 32 games last season

for the 27-5 Ichabods. The captain earned second-team all-MIAA and Bauersfeld most valuable player honors after leading the team in rebounding (5.6), assists (3.1), field goal shooting (.588), steals (1.5) and minutes played (27.0). He was the team's fourth leading scorer, averaging 9.4 points a game.

Hulbert, who received a 1992 Washburn Outstanding Minority Student Leadership Award, will graduate in December 1992 with a bachelor's in finance. He is employed by The Security Benefit Group of Companies. The Baton Rouge, LA, native transferred to Washburn prior to the 1990-91 season from Western Nebraska Community College. The 23-year-old Hulbert is single and resides in Topeka.




Ron McHenry
Assistant Coach

Ron McHenry begins his fourth year as assistant coach for the Ichabods this season. In addition to his basketball duties, McHenry is serving his first season as head coach for the golf team.

McHenry has had a diverse coaching career. He began his career as a graduate assistant to Bob Chipman during the 1984-85 season. He then went on to Perry High School in 1986 where he served as assistant boys coach. McHenry moved up the coaching ranks quickly in 1988 when he assumed an assistant's position with the Topeka Sizzlers of the Continental Basketball Association. McHenry eventually became the Sizzlers' interim head coach before joining the Washburn staff for the 1989-90 campaign.

McHenry played for Washburn after stints at Coffeyville Community College and the University of Kansas. He started for the Ichabods during the 1983-84 season. He graduated from Washburn with a bachelor's in communications and went on to earn a master's in sports administration from Wichita State University in 1987.

McHenry, who will be 31 on Jan. 21, lives in Topeka with his wife, Mischa, and their daughters, Danielle and Samantha.



Defending Champs Hope to Succeed with Experience, Speed

Head Coach Bob Chipman knows that his 1992-93 squad has some big shoes to fill if they want to be as successful as last season's team.

The 1991-92 Ichabods put together one of the best seasons in Washburn history. Chipman guided his team to a 27-5 record, watching them climb up the national rankings to the No. 1 spot. In just their third season in the MIAA, the Ichabods claimed both the regular season and postseason titles. The postseason crown carried with it an automatic berth in the 32-team NCAA Division II national championship tournament. The Ichabods made their NCAA tournament debut on their home court as Washburn hosted the South Central Regional tournament. Washburn ended its season one-win shy of a trip to the "Elite Eight" after winning their opening round national tournament game.

While Chipman returns 10 players from that team, he will have to replace four key players, including two starters. Among the departed is forward Reggie Hulbert, a two-year starter who was voted the team's Bauersfeld most valuable player in addition to earning second-team all-conference accolades in 1991-92. Hulbert led the Ichabods in rebounding (5.6), field goal shooting (.588), assists (3.1), minutes played (27.0) and steals (49).

"Losing Reggie is a concern. He was our defensive stopper," Chipman says of the former team captain who is now a graduate assistant coach. "We would put him on the opponent's best offensive player and Reggie would win."

The other missing starter is floor leader Kenny Rogers, the team's second-leading three-point shooter. Chipman also will have to replace his top two scorers from a year ago, guard Maurice Lamar and forward Marvin Singleton. Lamar earned first-team all-MIAA honors after contributing 14.3 points a game while rewriting Washburn's three-point field goal records. Singleton averaged 9.7 points as a senior after being voted Bauersfeld most valuable player after his junior season in 1990-91.

So, where does that put the Ichabods heading into the new season? The answer, Chipman hopes, is right where they left off. The 14th-year head coach says this year's squad has the talent to be equally successful.

"We have some terrific athletes on this team. Great athletic ability is the most important thing. It can carry you a long way in winning games," Chipman says.

Plenty of athletic ability and increased depth are two of the reasons Chipman is excited about the 1992-93 season. Ten returning players, including three starters, and four newcomers provide the Ichabod coaching staff with the depth that contributed greatly to last season's success.

"Our depth is a major strength of this team. That will help us win some big games."

Chipman's returning starters are seniors **Todd Alexander** (6-3, G), **Lonnie Hiebert** (6-3, F) and **David Johnson** (6-4, F).

As Alexander enters his third season in an Ichabod uniform, he will be counted on to provide more scoring and floor leadership. The former Kansas player has averaged 11.7 points and 3.2 rebounds in

two seasons, pumping in half of his points from beyond the three-point line. Hiebert, a four-year team member and three-year starter, is considered one of the team's best defensive players -- 30 steals last year -- as well as the top free throw shooter. Last year, Hiebert connected on 71 of 82 attempts at the charity stripe and was nationally ranked for part of the season. David Johnson is the team's top returning scorer and is expected to handle duties inside the paint again this year. Last year David Johnson led the team with 12 blocks while averaging 9.5 points and 4.7 rebounds.

The other returning players also will provide a considerable amount of experience and leadership thanks to the five-man platoon system employed by Chipman last year.

Malcolm Daniels (6-3, SR, F), who started 13 games and averaged 9.3 points as a junior, provides tremendous leaping ability and quickness. **Tony Ellington** (6-3, SR, F), an inside/outside threat

with great athletic ability, shot 56 percent from the field while matching David Johnson's 12 blocked shots. Fifth-year senior **Kerry Dickerson** (6-3, SR, G), who provided 48 assists and floor leadership off the bench, could win the starting point guard position during his senior campaign. **Kevin Smith** (6-2, JR, G), the quickest of all the Ichabods, is a good defender with the ability to hit the outside jumper. **Andy Berlin** (6-7, JR, F) averaged 3.0 points and 2.3 rebounds despite playing only 8.3 minutes a game as a sophomore. Other returners include **Scott Duermeier** (6-4, Jr, G) and **Mose Huggis** (5-10, SR, G).

The four newcomers include two junior college transfers, **Clarence Tyson** (6-7, JR, F) and **Jemi Johnson** (6-6, SO, F), and a pair of true freshmen, **Jordan Canfield** (5-10, G) and **Byron Giles** (6-1, G).

"The newcomers will be counted on to contribute immediately," Chipman explains. "They are a talented group with a burning desire to play."

Tyson joins the Washburn program after two seasons at Kilgore Junior College, where he averaged 70 percent from the field and blocked 54 shots. Jemi Johnson becomes the third player on the team from Memphis via Mississippi County Community College. The sophomore averaged 13 points and five rebounds as the Suns won the Arkansas state junior college championship. Canfield was chosen Kansas 4A player of the year after averaging 13.5 points and 7.5 assists while guiding Abilene High School to the 4A state championship. An outside shooter from Edward W. Clark High School in Las Vegas, Giles will provide depth at the guard position.

Physical strength, speed and quickness are three ingredients which Chipman considers to be strengths of his current squad. Mix those ingredients with experience, depth and leadership, and you have a recipe for exciting college basketball.

"Our team this year will have physical strength, speed and quickness, which will allow us to do two things: we can play good defense and we will be exciting to watch," Chipman says.

No doubt the Ichabods of 1991-92 were exciting to watch, proven by their school-record scoring average of 88.1 points per



game. Expect this year's team to push the tempo and run the floor again. Chipman believes that depth off the bench translates into intense pressure on the floor.

"Our depth is a strength. That will help defensive intensity and let us do all those things that help win games," Chipman comments. "It was real easy last year to focus on how many points we scored, but we played great team defense. I believe that we can do that again."

While Chipman can outline many strengths of his current team, he also recognizes a few weaknesses.

"Our major weakness is size," Chipman says of his team which has only three players taller than 6-4. "Rebounding is a concern. Last year I said that and we wound up as one of the leading rebounding teams in the country." The Ichabods were ranked ninth in rebounding margin, averaging eight more boards than their opponents.

"Another weakness is that we have a lot of guys who can play more than one position. This could be good! This means some players may have to work at different positions or roles. We have some guys who can play No. 2 forward or small forward. There are some that could be small forward or power forward," Chipman says.

Identifying a replacement for Rogers at point guard is a major key for the Ichabods if they want to be successful this season.

"The key may be the point guard spot. Will one of the guards step-up and run the show? We need someone to get everyone involved, and initiate the offense and the defense," Chipman says.

The other key is to find a replacement for Hulbert. "Someone needs to be a stopper," he continues. "We have several players capable of becoming that person, Malcolm, Tony or Jemi, and Lonnie is a great defensive player."

1992-93 Ichabods

Sitting (from left): Kerry Dickerson, Kevin Smith, Bryon Giles, Tony Ellington, Mose Huggis and Jordan Canfield. **Standing (from left):** Torrey Head (assistant coach), Ron McHenry (assistant coach), David Johnson, Malcolm Daniels, Lonnie Hiebert, Andy Berlin, Jemi Johnson, Todd Alexander, Clarence Tyson, Head Coach Bob Chipman, Ron Wessel (equipment manager). Not pictured: Reggie Hulbert (graduate assistant).

Numerical Roster									
NO.	NAME	HT	WT	YR	POS	HOMETOWN (PREVIOUS SCHOOL)			
5	Jordan Canfield	5-10	150	FR	G	Abilene, KS (Abilene HS)			
12	Byron Giles	6-1	160	FR	G	Las Vegas NV (Clark HS)			
14	Scott Duermeier	6-4	175	JR	G	Topeka, KS (Hayden HS)			
20	Mose Huggis	5-10	175	G	SR	Memphis, TN (Mississippi County CC)			
21	Tony Ellington	6-3	185	G	SR	Atlanta, GA (New Mexico Military)			
22	Kerry Dickerson (3)	6-3	185	SR	G	Lee's Summit, MO (Blue Springs HS)			
23	Kevin Smith (1)	6-2	170	JR	G	Pottscamp, MS (Western Nebraska CC)			
25	Todd Alexander (2)	6-3	200	SR	G	McPherson, KS (Kansas)			
31	David Johnson	6-4	220	SR	F	Memphis, TN (Mississippi County CC)			
33	Lonnie Hiebert (3)	6-3	210	SR	F	Goessel, KS (Goessel HS)			
42	Andy Berlin (1)	6-7	230	JR	F	McPherson, KS (McPherson HS)			
44	Jemi Johnson	6-6	210	SO	F	Memphis, TN (Mississippi County CC)			
50	Malcolm Daniels (1)	6-3	190	SR	F	Topeka, KS (Johnson County CC)			
54	Clarence Tyson	6-7	220	JR	F	Shreveport, LA (Kilgore JC)			

() Number in parentheses indicates letters earned.

Several Kansas state colleges and universities provide the bulk of non-conference games for the Ichabods, including Friends University, Fort Hays State University, MidAmerica Nazarene College and McPherson College. Two holiday tournaments also highlight the non-conference portion of the schedule. The Ichabods will spend Thanksgiving weekend at the Florida Institute of Technology tournament, along with the University of South Carolina at Spartanburg and the University of Missouri-Rolla. The 8th Annual WIBW Holiday Tournament, which Washburn will host on Dec. 18-19, features Colorado Christian University, Florida Tech and West Virginia Institute of Technology.


Washburn begins defense of its MIAA

titles when the conference race begins on Jan. 6. Washburn opens the conference portion of its schedule at Northwest Missouri State University.

Several teams in the conference return key players, according to Chipman, including Missouri-Rolla, Central Missouri State University and Missouri Southern State College.


Chipman is proud of his team and its accomplishments. "We are fortunate to play in one of the premier basketball conferences in the nation. There are many teams capable of winning the MIAA."

The defending conference champs are one of them and they're hungry for a repeat in 1992-93.




25 TODD ALEXANDER

Senior, Guard, 6-3, 200, McPherson, KS



Chipman Says in 1992-93: "Todd is one of the premier three-point shooters in the conference. We expect Todd to give us our biggest outside threat and to provide the younger guards on the team with some leadership." **1991-92:** Played in all 32 games, making 19 starts. Sixth on the team in scoring, averaging 9.0 points. Tied for second in steals average (1.2), second in total steals (38), second in three-point shooting percentage (.436) and third on the team in three-pointers made per game (1.5). Also averaged 2.8 rebounds and 1.8 assists in 19.6 minutes per game. Lead team in games fouled out with four. Scored in double figures in 16 games. Team's leading scorer once and leading rebounder once. Posted season-high 18 points vs. Friends and Southwest Baptist. Had season-high seven rebounds vs. Panhandle State. Had streak of games with a three-pointer snapped at 31 vs. Barry. Had only seven games without a three-pointer all season. Reached the 500-point milestone in his Washburn career vs. Fort Hays State on Dec. 21.

Voted most valuable player and all-tournament at the WIBW Holiday Tournament. Two-time Bauersfeld player of the week. **MIAA:** Started nine of 16 games played, averaging 8.1 points, 2.6 rebounds and 19.1 minutes. Ranked sixth in final MIAA stats for three-point shooting percentage (.436). **Postseason:** Played in all five games, averaging 8.6 points, 3.0 rebounds and 17.6 minutes. **Career:** Two letters. Has played in 61 games, making 47 starts. Has 716 points, including 131 three-pointers, with 194 rebounds and 140 assists. Has scored in double figures in 38 games. Had career-high six three-pointers vs. Emporia State and Pittsburg State during 1990-91 season. Led 1990-91 team in assists with 83. Has been among MIAA leaders in three-point stats the past two seasons, finishing third in 1990-91 in three-pointers made (2.8) and sixth in 1991-92 in shooting percentage (.436). Ranked 16th in MIAA scoring stats in 1990-91 (14.7). Four-time Bauersfeld player of the week. Honorable mention all-MIAA in 1990-91. Two-time selection to WIBW all-tournament team and 1991 tournament most valuable player. **Previous:** Was a basketball guard and defensive back/quarterback for McPherson HS. Averaged 17.0 points as a senior on 50 percent shooting from the field and 75 percent from the line. Earned all-league and all-state honors as both a junior and senior, in addition to earning league most valuable player honors both years. The Bullpups advanced to the final four of the 5A state tournament twice, finishing fourth in 1988 and second in 1989. A Converse All-American who was a nominee for McDonald's All-American. Earned a letter at Kansas while playing in 23 games as a freshman. Averaged 1.1 points and 4.0 minutes a game. **Personal:** Son of Jerry Alexander and Sandra Thies. Born on Sept. 14, 1970. Two brothers. Majoring in marketing. Famous person he'd most like to meet is Julius Erving. Hobbies include snow skiing and coaching younger kids.




CAREER BESTS
Points: 25, vs. Emporia State, 1990-91
Rebounds: 10, vs. Lincoln, 1990-91

Alexander


STATISTICS													
Year	G/S	FGM/FGA	PCT	3FGM/3FGA	PCT	FTM/FTA	PCT	REB	AVE	ASS	B	PTS	AVE
1990-91	29/28	146/343	.426	83/194	.428	52/66	.788	104	3.6	83	5	427	14.7
1991-92	32/19	101/216	.468	48/110	.436	39/54	.722	90	2.8	57	5	289	9.0
TOTALS	61/47	247/559	.442	131/304	.431	91/120	.758	194	3.2	140	10	716	11.7

33 LONNIE HIEBERT

Senior, Forward, 6-3, 210, Goessel, KS



Chipman Says in 1992-93: "Lonnie is the glue that can make our team extra special. He's a winner, and needs to assert himself offensively and provide us with more scoring. He is the ultimate quiet leader." One of two four-year seniors on the team. Has more career starts than any other current Ichabod with 68. **1991-92:** Played in 31 games, making 29 starts. Missed the regional championship game with an ankle injury. Averaged 5.4 points a game. Team's leading free throw shooter, shooting .866 (71 of 82). Team's fifth leading rebounder (4.2). Third in minutes played (20.8), blocks (8) and tied for third in assists (1.9). Scored in double figures in seven games. Led team in rebounding four times. One of only five players to have a game in double-figure rebounds, pulling down a career-high and single-season individual-best 14 boards vs. East Stroudsburg. Had a season-high 13 points vs. Fort Hays State. Led the MIAA and was ranked 14th in the nation in free throw shooting on March 3, before failing to meet the 2.5 made requirement for the final stats report. Reached the 500-point career milestone vs. Northeast Missouri on Feb. 1. Selected all-tournament at Barry New Year's Classic. One-time Bauersfeld player of the week. **MIAA:** Started 14 of 16 regular season games played. Averaged 5.3 points, 3.6 rebounds and 21.0 minutes. **Postseason:** Started four of four games played. Missed one postseason game with an ankle injury. Averaged 2.0 points, 1.5 rebounds and 16.5 minutes. Second on team in assists with 2.3. **Career:** Three letters. Has played in 91 games, making 68 starts. Has scored 540 points with 355 rebounds. Made collegiate debut with six points and two rebounds vs. Friends on Nov. 17, 1989. Team's leading rebounder in 11 games. Has started 26 of 32 regular season MIAA games the past two seasons. Has scored in double figures in 17 games. Has missed only two career games with injuries. Voted to MIAA all-freshman team in 1989-90. Picked all-tournament at 1990 WIBW tournament and 1992 Barry tournament. One-time Bauersfeld player of the week. **Previous:** Participated in basketball and track at Goessel HS, leading the Bluebirds to a 1A state championship in 1988. A three-time all-state selection who entered the college ranks as the No. 3 all-time scorer in Kansas prep history with 2,161 points. Had 1,233 career rebounds. Scored 10 points with 13 rebounds while playing in the 1989 Kansas Basketball Coaches Association all-star game. **Personal:** Son of Norman and Marica. Born on Sept. 4, 1970. One brother and one sister. Majoring in criminal justice/law enforcement. Hobbies include television, movies and skiing.




CAREER BESTS
Points: 20, vs. Bethel, 1989-90
Rebounds: 14, vs. East Stroudsburg, 1991-92

Hiebert


STATISTICS											
Year	G/S	FGM/FGA	PCT	FTM/FTA	PCT	REB	AVE	ASS	B	PTS	AVE
1989-90	32/20	61/146	.418	53/72	.736	99	3.1	54	9	175	5.5
1990-91	28/19	70/153	.458	52/78	.667	127	4.5	74	6	199	7.1
1991-92	31/29	45/94	.479	71/82	.866	129	4.2	58	8	166	5.4
TOTALS	91/68	176/393	.448	176/232	.759	355	3.9	186	23	540	5.9

31 DAVID JOHNSON

Senior, Forward, 6-4, 220, Memphis, TN




Chipman Says in 1992-93: "David is one of the toughest defenders and rebounders in Division II basketball. David will be one of the guys we'll look to inside." **1991-92:** Played in 26 games, making 13 starts. Missed the first six games of season while fulfilling NCAA residency requirements. Made Washburn debut on Dec. 21, vs. Fort Hays State. Started 13 of final 14 games. Team's second leading rebounder (4.7) and third leading scorer (9.5). Tied for team lead in blocks with 12. Averaged 18.1 minutes per game. Scored in double-figures in 15 games, including a Washburn career-high 20 points in MIAA quarterfinal win over Northwest Missouri. Led team in scoring three times and in rebounding three times. Had a season-high nine boards vs. Barry. **MIAA:** Started seven of 16 regular season games. Averaged 8.4 points, 4.5 rebounds and 17.4 minutes. Led team in scoring in two of three playoff games. Team's leading rebounder in championship game. **Postseason:** Started all five games. Led team with 15.0 points. Tied for team lead in rebounding with 6.6. Second in steals (1.5) while playing 23.3 minutes. **Previous:** Played forward and center at South Side HS, earning all-district and all-region honors. Averaged 21.0 points, 13.1 rebounds and five blocked shots. Picked as prep player of the week in Memphis. Concluded prep career as South Side's all-time leading rebounder and scorer, as well as No. 1 in blocked shots. Named team's most valuable player. Logged time as forward and center for Mississippi County CC, earning all-conference and all-region honors. Averaged 16.1 points, 10.0 rebounds and 3.0 blocks a game. Finished as team's all-time leading rebounder. Named all-tournament at Arkansas junior college tournament. **Personal:** Son of Alice Faye Johnson. Born on July 24, 1968. Three brothers and four sisters. Majoring in criminal justice. Hobbies include dancing, eating, playing with children, and basketball.



CAREER BESTS
Points: 20, vs. Northwest Missouri, 1991-92
Rebounds: 9, vs. Barry, 1991-92

Johnson

STATISTICS											
Year	G/S	FGM/FGA	PCT	FTM/FTA	PCT	REB	AVE	ASS	B	PTS	AVE
1991-92	26/13	94/191	.492	57/106	.538	123	4.7	25	12	246	9.5




42 ANDY BERLIN
Junior, Forward, 6-7, 230, McPherson, KS

Chipman Says in 1992-93: "Andy needs to become tougher and more physical underneath. A proven part-time player in the conference, we need him to step up his minutes played." **1991-92:** Played in 24 games. Averaged 3.0 points and 2.3 rebounds in 8.3 minutes of action per game. Tied for fourth on the team with five blocks. Led the team in rebounding three times, including a career-high 10 boards vs. Wayne State. One of only five players to have a game in double-figure rebounds. Scored in double figures once with season-high 10 points vs. Lincoln. Longest appearance of season was 20 minutes vs. Wayne State. **MIAA:** Played in nine of 16 regular season games, averaging 3.4 points and 2.0 rebounds. **Postseason:** Played in four of five games, averaging 1.5 points and 0.5 rebounds. **Career:** One letter. Has played in 53 games, making three starts. Averages 3.7 points and 1.6 rebounds a game. Has scored 197 points, adding 155 rebounds. Made collegiate debut vs. Friends on Nov. 16, 1990. Scored first collegiate bucket vs. Bethel in second game of 1990-91 season. Has scored in double figures in four times. Has double-figure rebounds in three games. **Previous:** A three-year starter at McPherson HS who played in three state championship final four tournaments. Averaged 16.9 points — on 68 percent shooting from the field — and 11.0 rebounds as a senior when the Bullpups won the 5A state championship. Also started for runner-up team in 1989 and fourth place team in 1988. McPherson compiled a 66-6 record during his three years as a starter. Garnered first team all-state and league most valuable player honors, as well as being named 5A player of the year. A McDonald's All-American nominee. Participated in several postseason all-star games, including the Kansas Basketball Coach Association all-star game. **Personal:** Son of Don and Ann Berlin. Born on Nov. 21, 1971. Two brothers. Majoring in chemistry. Famous person he'd most like to meet is Larry Bird. Hobbies include fishing and basketball.

Berlin

CAREER BESTS Points: 12, vs. Tabor, 1990-91 Rebounds: 10, vs. Fort Hays State, 1990-91 vs. Baker, 1990-91 vs. Wayne State, 1991-92	STATISTICS											
	Year	G/S	FGM/FGA	PCT	FTM/FTA	PCT	REB	AVE	ASS	B	PTS	AVE
	1990-91	29/3	45/81	.556	36/56	.643	100	3.4	17	2	126	4.3
	1991-92	24/0	25/42	.595	21/34	.618	55	2.3	10	5	71	3.0
	TOTALS	53/3	70/123	.569	57/90	.633	155	2.9	27	7	197	3.7




50 MALCOLM DANIELS
Senior, Forward, 6-3, 190, Topeka, KS

Chipman Says in 1992-93: "Malcolm will be counted on to give us an inside-outside scoring threat. He will also be called on to defensively guard the opponent's best player." **1991-92:** Played in all 32 games, making 13 starts. Made his Washburn debut with starting assignment vs. Friends on Nov. 22, 1991. Team's fifth leading scorer, averaging 9.3 points. Tied for third in rebounding with 4.3 boards per game. Averaged 18.3 minutes a game. Tied for fourth in blocks with five. Started the first 12 games of the season, and the championship game of the South Central Regional tournament. Scored in double figures 15 games, including a season-high 22 points vs. Missouri Southern. Led the team in rebounding in seven games, including a season-high 10 in NCAA playoffs vs. Texas A&I. One of five players to have a game in double-figure rebounds. Fouled out of only one game all season vs. Friends. Scored in every game but one, the MIAA quarterfinal game vs. Northwest Missouri. One-time Bauersfeld player of the week. **MIAA:** Started three of 16 games played. Team's third leading scorer vs. MIAA opponents with 9.1 points. Averaged 3.5 rebounds. **Postseason:** Played in all five games with one start. Team's leading rebounder with 6.2 per game. Averaged 8.4 points.

Career: One letter. Has played in 32 games with 13 starts. Averages 9.3 points and 4.3 rebounds a game. Has 299 points and 136 rebounds. Made Washburn debut vs. Friends on Nov. 22, 1991. Has scored in double figures in 15 games. Has led the team in rebounding in seven games with one double-figure performance. One-time Bauersfeld player of the week. **Previous:** Earned all-city, all-league, second-team all-state and first-team all-class 6A honors while participating in basketball and track at Topeka High. Averaged 17 points and 11 rebounds as a forward his senior year. Selected for the Kansas Basketball Coaches Association all-star game. Participated as a high jumper for the Trojan track team. Saw time as a forward, guard and center at Johnson County CC, earning first-team all-conference honors. Averaged 13.2 points and 5.9 rebounds as a freshman, improving those figures to 21.9 points and 8.2 rebounds as a sophomore. Was ranked fifth in scoring and 10th in rebounding in Kansas Jayhawk conference as a sophomore. Concluded his juko career by scoring 20 points in the East-West all-star game. **Personal:** Son of Nettie Carter. Born on Nov. 11, 1971. One brother and three sisters. Majoring in criminal justice/corrections. Famous person he'd most like to meet is Vanessa Williams. Hobbies include basketball, sleeping, dancing, video games, sleeping again and spending time with his family.

Daniels

CAREER BESTS Points: 22, vs. Missouri Southern, 1991-92 Rebounds: 10, vs. Texas A&I, 1991-92	STATISTICS											
	Year	G/S	FGM/FGA	PCT	FTM/FTA	PCT	REB	AVE	ASS	B	PTS	AVE
	1991-92	32/13	119/233	.511	61/119	.513	136	4.3	29	5	299	9.3




22 KERRY DICKERSON
Senior, Guard, 6-3, 185, Lee's Summit, MO

Chipman Says in 1992-93: "Kerry is a fifth-year senior who needs to take charge of the team from his point guard position. He needs to aggressively initiate on both ends of the floor. He will be called on for more minutes." One of two, four-year seniors. **1991-92:** Played in all 32 games as reserve point guard. Averaged 2.8 points, 1.0 rebounds and 1.5 assists in 10.3 minutes a game. Scored in double figures twice, including a season-high 11 points vs. Missouri-St. Louis. Posted a season-high four rebounds vs. both Missouri-St. Louis and Missouri Southern. Longest appearance of the season was 21 minutes vs. Missouri Western in MIAA championship game. One-time Bauersfeld player of the week. **MIAA:** Played in all 16 regular season games, averaging 2.1 points and 1.2 rebounds per game. **Postseason:** Played in all five games, averaging 4.6 points and 1.6 rebounds. **Career:** Three letters. Has appeared in 84 games, making 12 starts. Averages 2.1 points and 1.0 rebounds a game. Has scored 177 points with 84 rebounds. Has scored in double figures three times. Played his first collegiate game vs. Bethel on Nov. 18, 1988. Was a freshman on the 1988-89 team which won the NAIA District 10 championship and competed at the NAIA national tournament. Was a red shirt during the 1989-90 season. One-time Bauersfeld player of the week. **Previous:** Played basketball and golf at Blue Springs HS, earning all-conference and all-area honors. Averaged 11 points and eight assists a game during his career. Led Blue Springs to a 24-4 record his senior year, complete with a district championship and second place sectional finish. Also voted the team's defensive and inspirational player. **Personal:** Son of Randy and Sandy Dickerson. Born on Aug. 5, 1970. One brother and one sister. Majoring in physical education. Famous person he'd most like to meet is Michael Jordan. Hobbies include golf, volleyball and collecting baseball cards.

Dickerson

CAREER BESTS Points: 12, vs. Xavier, 1990-91 Rebounds: 5, vs. Baker, 1990-91	STATISTICS													
	Year	G/S	FGM/FGA	PCT	3FGM/3FGA	PCT	FTM/FTA	PCT	REB	AVE	ASS	B	PTS	AVE
	1988-89	25/1	8/31	.258	1/14	.067	5/10	.500	18	0.7	7	1	22	0.9
	1990-91	27/11	20/49	.408	11/30	.367	16/23	.696	34	1.3	33	0	67	2.5
	1991-92	32/0	28/53	.528	9/18	.500	23/30	.767	32	1.0	48	1	88	2.8
TOTALS	84/12	56/133	.421	21/62	.339	49/63	.778	84	1.0	88	2	177	2.1	




14 SCOTT DUERMEIER
Junior, Guard, 6-4, 175, Topeka, KS

Chipman Says in 1992-93: "Scott continues to improve and be a solid performer for us. His work and attitude was a major factor in our success last season." **1991-92:** Appeared in 11 games as reserve guard. Averaged 1.4 points and 2.1 minutes a game. Had a career-high seven points vs. Northeast Missouri. Longest appearance was five minutes vs. Baker. All of his field goals were three-point shots. His three-pointer in the closing seconds of the Ichabods' win over Panhandle State was the team's 14th of the game, setting a Washburn single-game record. Named to Athletics Directors' Honor Roll in both fall and spring semesters. **MIAA:** Appeared in four of 16 regular season games. Averaged 1.8 points per game. **Career:** Has played in 22 games. Averages 1.1 points per game. Has 25 points with two rebounds. Made his collegiate debut vs. Bethel on Nov. 17, 1990. **Previous:** Participated in basketball, tennis and cross country at Hayden HS. Earned all-league, second team all-state and honorable mention all-state recognition. A four-year member of Hayden's honor roll. **Personal:** Parents are Dean Duermeier and Betty Duermeier. Born on July 7, 1971. One brother. Majoring in finance and economics. Hobbies include golf, softball and tennis.

Duermeier

CAREER BESTS Points: 7, vs. Panhandle State, 1991-92 Rebounds: 1, vs. Baker, 1990-91 vs. Fort Hays State, 1991-92	STATISTICS											
	Year	G/S	FGM/FGA	PCT	FTM/FTA	PCT	REB	AVE	ASS	B	PTS	AVE
	1990-91	11/0	0/1	.000	9/10	.900	1	0.1	4	0	9	1.8
	1991-92	11/0	4/8	.500	3/4	.750	1	0.1	1	0	15	1.4
	TOTALS	22/0	4/9	.444	12/14	.857	2	0.1	5	0	24	1.1




21 TONY ELLINGTON
Senior, Forward, 6-3, 185, Atlanta, GA

Chipman Says in 1992-93: "Tony is one of the most exciting athletes ever to wear a Washburn uniform. Tony has great offensive potential and will be called on to score." **1991-92:** Played in all 32 games, making four starts. Averaged 8.3 points and 3.3 rebounds while playing 15.5 minutes per game. Second on the team in assists with 2.0 per game. Tied for team lead in blocks with 12. Made his Washburn debut vs. Friends on Nov. 22. Lead the team in scoring in three of his first four games in an Ichabod uniform. Scored in double figures in nine games, including a season-high 24 points vs. Tabor. Had season-high eight rebounds vs. Central Missouri. Made four consecutive starts vs. Central Missouri, Missouri-Rolla, Rockhurst and Emporia State. One-time Bauersfeld player of the week. **MIAA:** Started three of 16 regular season games. Averaged 6.3 points and 3.4 rebounds. **Postseason:** Played in all five games. Averaged 6.2 points and 3.0 rebounds. **Career:** No letters earned. Has appeared in 32 games with four starts. Averages 8.3 points and 3.3 rebounds. Has scored 264 points with 105 rebounds. Made his Washburn debut vs. Friends on Nov. 22, 1991. Has scored in double figures nine times. One-time Bauersfeld player of the week. **Previous:** A three-time all-city pick as a guard/forward for South HS, he scored more than 1,000 points during his prep career. Also earned honorable mention all-state honors. Team was city league south division champions his junior year. Participated in basketball and track at New Mexico Military Institute. As a sophomore, led the Broncos in scoring (26.6), rebounding (7.8), assists (5.2) and steals (2.3), placing him among the top 10 leaders in Western Junior College Athletic Conference statistics. Led all scorers in the conference with his 26.6 average. Ended his juno career as the Broncos' all-time leader in assists and second leading scorer. Set a school record by scoring 51 points vs. Howard College on Feb. 28, 1991. Also was long jumper for Broncos. **Personal:** Son of Patricia Stewart and Willie Pierce. Born on Aug. 24, 1970. One half brother. Majoring in criminal justice. Famous person he'd most like to meet is Dominique Wilkins. Hobbies include video games, women, tennis, bowling and traveling.

time Bauersfeld player of the week. **Previous:** A three-time all-city pick as a guard/forward for South HS, he scored more than 1,000 points during his prep career. Also earned honorable mention all-state honors. Team was city league south division champions his junior year. Participated in basketball and track at New Mexico Military Institute. As a sophomore, led the Broncos in scoring (26.6), rebounding (7.8), assists (5.2) and steals (2.3), placing him among the top 10 leaders in Western Junior College Athletic Conference statistics. Led all scorers in the conference with his 26.6 average. Ended his juno career as the Broncos' all-time leader in assists and second leading scorer. Set a school record by scoring 51 points vs. Howard College on Feb. 28, 1991. Also was long jumper for Broncos. **Personal:** Son of Patricia Stewart and Willie Pierce. Born on Aug. 24, 1970. One half brother. Majoring in criminal justice. Famous person he'd most like to meet is Dominique Wilkins. Hobbies include video games, women, tennis, bowling and traveling.


CAREER BESTS		Ellington													
Points: 24, vs. Tabor, 1991-92		Year	G/S	FGM/FGA	PCT	3FGM/3FGA	PCT	FTM/FTA	PCT	REB	AVE	ASS	B	PTS	AVE
Rebounds: 8, vs. Central Missouri, 1991-92		1991-92	32/4	102/181	.564	11/26	.423	49/78	.628	105	3.3	63	12	264	8.3



20 MOSE HUGGHIS
Senior, Guard, 5-10, 175, Memphis, TN

Chipman Says in 1992-93: "Mose is one of the hardest workers we have in our program. His practice habits have raised the level of our team. Look for him to be rewarded with more quality minutes this season." **1991-92:** Appeared in 12 games as reserve guard. Averaged 0.5 points and 0.5 rebounds in 3.1 minutes per game. Had 11 assists. Made Washburn debut vs. Friends on Nov. 22. Had season-high three points and two rebounds vs. Panhandle State. Longest appearance was seven minutes vs. Friends. **MIAA:** Played in four of 16 regular season games. **Postseason:** Played in one game with one rebound. **Career:** No letters earned. Has appeared in 12 games. Has six points, six rebounds and 11 assists. Made Washburn debut vs. Friends on Nov. 22, 1991. **Previous:** Played basketball and baseball for Carver HS. A two-year starter at point guard, averaging 10 points and 7.0 assists a game. Earned honors as the league's shortstop of the year and all-league as a starter senior year. Two-year squad member at Mississippi County CC, starting the second half of his sophomore season at point guard. Averaged 5.0 points and more than five assists a game. **Personal:** Son of Barbara Huggis. Born on July 3, 1968. Four brothers and one sister. Majoring in criminal justice. Hobbies include football, baseball and basketball.


CAREER BESTS		Huggis												
Points: 3, vs. Panhandle State, 1991-92		Year	G/S	FGM/FGA	PCT	FTM/FTA	PCT	REB	AVE	ASS	B	PTS	AVE	
Rebounds: 2, vs. Panhandle State, 1991-92		1991-92	12/0	2/11	.182	1/2	.500	6	0.5	11	0	6	0.5	



23 KEVIN SMITH
Junior, Guard, 6-2, 170, Pottscamp, MS

Chipman Says in 1992-93: "Kevin is probably one of the best athletes in Division II basketball. His great attitude and superior ability could lead him to greatness this season." **1991-92:** Played in 29 games. Averaged 2.6 points and 1.2 rebounds while playing 5.5 minutes a game. Made his Washburn debut vs. Friends on Nov. 22. Longest appearance was 12 minutes vs. Wayne State. Scored in double figures once, with a season-high 10 points vs. Southwest Baptist. Pulled down season-high five rebounds vs. Friends and Baker. **MIAA:** Played in 13 of 16 regular season games. Averaged 2.2 points and 0.4 rebounds. **Postseason:** Played in all five games. Averaged 2.4 points and 0.6 rebounds. **Career:** One letter. Has played in 29 games. Averages 2.6 points and 1.2 rebounds. Has 76 points and 34 rebounds. Made Washburn debut vs. Friends on Nov. 22, 1991. **Previous:** Participated in basketball and track at Bishop Byrde HS. Started 31 games at point guard as a freshman at Western Nebraska CC. Averaged 12.8 points and 2.6 rebounds a game. Compiled 48 assists and 67 steals. Shot 51.2 percent from the field. **Personal:** Son of James and Arristine Smith. Born on Feb. 1, 1972. Five brothers and five sisters. Majoring in communications. Hobbies include basketball, swimming, golf, baseball and running.


CAREER BESTS		Smith												
Points: 10, vs. Southwest Baptitst, 1991-92		Year	G/S	FGM/FGA	PCT	FTM/FTA	PCT	REB	AVE	ASS	B	PTS	AVE	
Rebounds: 5, vs. Friends, Baker, 1991-92		1991-92	29/0	31/65	.477	12/19	.632	34	1.2	6	0	76	2.6	



5 JORDAN CANFIELD
Freshman, Guard
5-10, 150, Abilene, KS

Chipman Says in 1992-93: "Jordan is a floor leader and will be counted on early in his career to do just that. He may be one of the best passers we've had in our program in a long time. Once Jordan understands our program, he should be an exciting player for our fans to watch." **Previous:**


Participated in basketball, football, cross country and tennis at Abilene HS. Earned first-team all-state all-class honors and was named 4A player of the year after averaging 13.5 points and 7.5 assists as a senior. Contributed 25 points and 12 assists in the Cowboys 84-66 win over Parsons HS in the 4A state championship game. Was named one of the top 5 high school players in Kansas by *USA Today*. An all-area top five pick. Selected for the Kansas Basketball Coaches Association all-star game. A state tennis champion in 1991 and 1992. Quarterback for the football team. **Personal:** Son of Tom and Sandy Canfield. Born on June 21, 1974. One sister. Has not declared a major. Famous person he'd most like to meet is Tim Hardaway. Hobbies include basketball, golf, tennis and fishing.



44 JEMI JOHNSON
Sophomore, Forward
6-6, 210, Memphis, TN

Chipman Says in 1992-93: "At 6-6, Jemi adds good size to our program but he also gives us a bigger body that is very mobile. Jemi can score around the basket as well as shoot the three. Last year at Mississippi County he led the team in three-point shooting. Being only a sophomore, Jemi has a great opportunity to


become an outstanding player for Washburn." **Previous:** Participated in basketball and track at Hamilton HS. Leading rebounder for a team which won a state championship in 1991. Averaged 13 points and five rebounds a game during freshman season at Mississippi County CC when Suns won the Arkansas state junior college championship. Led the team in three-point field goal percentage, shooting .425. Garnered most improved player honors. **Personal:** Son of Herbert Johnson and Victoria Jackson. Born on Aug. 25, 1972. Three sisters. Majoring in business. Famous person he'd most like to meet is Magic Johnson. Hobbies include basketball, tennis, swimming, meeting women, track and football. First name is pronounced like "Jimmy."



12 BYRON GILES
Freshman, Guard
6-1, 160, Las Vegas, NV

Chipman Says in 1992-93: "Byron is a super outside shooter and should be a good addition to our guards this season. As this year's only walk-on, Byron needs to make the adjustment to college basketball." **Previous:** Played prep ball at Edward W. Clark HS. Earned several academic honors at Clark. **Personal:**

Son of Ronald and Jonnita Giles. Born on Jan. 27, 1974. Two brothers. Majoring in computer science. Famous person he'd most like to meet is Magic Johnson. Hobbies include sports and sports card collecting.



54 CLARENCE TYSON
Junior, Forward
6-7, 220, Shreveport, LA

Chipman Says in 1992-93: "Clarence should give us a very solid inside scorer and rebounder. He has good size at 6-7 and great mobility for that size. He is a natural leader and has great work habits." **Previous:** Earned all-conference

honors and was named the team's most valuable player at Booker T. Washington HS. Averaged 28.9 points as a senior. Blocked 54 shots and shot 70 percent from the field in two seasons at Kilgore JC. Averaged 10.3 points and 6.4 rebounds a game as freshman when the Rangers went 25-5 and won a regional title in the national junior college tournament. As a sophomore, averaged 12.5 points and 7.7 rebounds while the Rangers advanced to a second consecutive regional tournament. Earned third-team all-conference honors as a sophomore. Led the team in blocked shots both seasons, rejecting 31 as a freshman and 23 as a sophomore. **Personal:** Born on March 21, 1970. Three brothers and one sister. Has not declared a major. Hobbies include basketball.

BAKER UNIVERSITY

Dec. 10, 1992, Topeka, KS

GENERAL INFORMATION

Location: Baldwin City, KS
 Founded: 1858
 Enrollment: 1,860
 Affiliation: NAIA Division II
 Conference: Heart of America
 Nickname: Wildcats
 Colors: Black & Orange

UNIVERSITY PERSONNEL

President: Daniel M. Lambert
 Director of Athletics: Charlie Richard
 Sports Information Director: John Fuller
 Office Phone: (913)594-6451 ext. 330
 Home Phone: (913)842-3252
 Press Box: (913)594-3071

BASKETBALL INFORMATION

Head Coach: Rick Weaver
 Alma Mater: Morningside ('72)
 Record at Institution, Years: 100-115, 8
 Career Record, Years: 168-209, 15
 Office Phone: (913)594-6451, ext. 422
 Best Time to Contact: Mornings
 Facility (Capacity): Collins Center (3,000)
 1991-92 Record: 12-21
 Conference Record, Finish: 3-9, sixth
 Lettermen Returning: 4
 Lettermen Lost: 3
 Returning Starters: 2
 Series Record: Washburn leads, 41-18-1

PLAYERS TO WATCH

NAME, YR, HT, POS	OTHER INFO
Bill Tyson, JR, 6-3, G	8.8 ppg, 2.0 rpg
Mike Robinson, SO, 6-5, C	6.1 ppg, 6.5 rpg
Chad Wilkins, SO, 6-6, F	9.9 ppg, 4.2 rpg
Marcus Wilhoite, SR, 6-0, G	7.3 ppg, 3.5 apg

CENTRAL MISSOURI STATE UNIVERSITY

Jan. 13, 1993, Warrensburg, MO
 Feb. 3, 1993, Topeka, KS

GENERAL INFORMATION

Location: Warrensburg, MO
 Founded: 1871
 Enrollment: 12,250
 Affiliation: NCAA Division II
 Conference: MIAA
 Nickname: Mules
 Colors: Cardinal & Black

UNIVERSITY PERSONNEL


President: Ed Elliott
 Director of Athletics: Jerry Hughes
 Sports Information Director: Bill Turnage
 Office Phone: (816)543-4312
 Home Phone: (816)747-5031
 Press Box Phone: (816)543-4905

BASKETBALL INFORMATION

Head Coach: Bob Sundvold
 Alma Mater: South Dakota State ('77)
 Record at Institution, Years: 1st year
 Career Record, Years: 1st year
 Office Phone: (816)543-4521
 Best Time to Contact: 10:00 to Noon
 Facility (Capacity): Multipurpose Building (8,500)
 1991-92 Record: 15-13
 Conference Record, Finish: 7-9, tied for seventh
 Lettermen Returning: 7
 Lettermen Lost: 4
 Returning Starters: 4
 Series Record: Central Missouri leads, 30-19

PLAYERS TO WATCH

NAME, YR, HT, POS	OTHER INFO
Ray Schufford, SR, 6-4, G	15.8 ppg, 3.9 rpg
Steve Phillips, SR, 6-6, F	11.4 ppg, 5.6 rpg
Ron Johnson, SR, 6-0, G	8.9 ppg, 2.7 rpg
Ricky Morgan, SR, 5-10, G	8.5 ppg, 2.4 rpg
James White, SR, 6-5, F	8.3 ppg, 5.7 rpg



COLORADO CHRISTIAN UNIVERSITY

WIBW Holiday Tournament

GENERAL INFORMATION

Location: Lakewood, CO
 Founded: 1914
 Enrollment: 1,500
 Affiliation: NCAA Division II
 Conference: Colorado Athletic
 Nickname: Cougars
 Colors: Royal Blue & White

UNIVERSITY PERSONNEL

President: L. David Beckman
 Director of Athletics: Frank Evans
 Sports Information Director: Judy Vaughn
 Office Phone: (303)238-5386
 Press Box Phone: (303)238-5386

BASKETBALL INFORMATION

Head Coach: Frank Evans
 Alma Mater: Humboldt State ('68)
 Record at Institution, Years: 41-25
 Career Record, Years: 41-25
 Office Phone: (303)238-5386
 Facility (Capacity): CCU Fieldhouse (1,500)
 1991-92 Record: 12-16
 Conference Record, Finish: 2-10
 Lettermen Returning: 8
 Lettermen Lost: 3
 Returning Starters: 5
 Series Record: First meeting

PLAYERS TO WATCH

NAME, YR, HT, POS	OTHER INFO
David Daniels, SR, 5-10, G	15.6 ppg, 7.1 apg
Tim Osborn, SR, 6-3, G/F	14.0 ppg
Carlos Richard, SR, 6-3, F	19.4 ppg
Scott Kissel, SR, 6-7, F	8.8 ppg, 7.4 apg
Bob Mitchell, SR, 6-9, C	6.9 ppg
Terrance Staples, 6-6, C Forest Park CC	
Jon Campbell, 6-3, G	Yuba CC
Darryl Williams, 6-5, G/F	Sacramento City College



EMPORIA STATE UNIVERSITY

Jan. 20, 1993, Topeka, KS
 Feb. 10, 1993, Emporia, KS

GENERAL INFORMATION

Location: Emporia, KS
 Founded: 1863
 Enrollment: 6,034
 Affiliation: NCAA Division II
 Conference: MIAA
 Nickname: Hornets
 Colors: Black & Gold

UNIVERSITY PERSONNEL

President: Robert E. Glennan
 Director of Athletics: Bill Quayle
 Sports Information Director: Dan Ballou
 Office Phone: (316)341-5454
 Home Phone: (316)767-5859

BASKETBALL INFORMATION

Head Coach: Ron Slaymaker
 Alma Mater: Emporia State ('60)
 Record at Institution, Years: 390-278, 22
 Career Record, Years: 390-278, 22
 Office Phone: (316)341-5933
 Best Time to Contact: Mornings
 Facility (Capacity): W.L. White Auditorium (3,700)
 1991-92 Record: 18-14
 Conference Record, Finish: 7-9, tied for seventh
 Lettermen Returning: 5
 Lettermen Lost: 3
 Returning Starters: 2
 Series Record: Emporia State leads, 67-62

PLAYERS TO WATCH

NAME, YR, HT, POS	OTHER INFO
Andy Uphoff, SR, 6-8, F	14.8 ppg, 9.4 rpg
James McCallop, JR, 6-2, G	17.2 ppg, 4.2 rpg



FLORIDA INSTITUTE OF TECHNOLOGY

Florida Tech Thanksgiving Classic
 WIBW Holiday Tournament

GENERAL INFORMATION

Location: Melbourne, FL
 Founded: 1958
 Enrollment: 4,850
 Affiliation: NCAA Division II
 Conference: Sunshine State
 Nickname: Panthers
 Colors: Crimson & Gray

UNIVERSITY PERSONNEL

President: Lynn E. Weaver
 Director of Athletics: William K. Jurgens
 Sports Information Director: Mike Stern
 Office Phone: (407)768-8000, ext. 7199
 Home Phone: (407)722-0215
 Press Box Phone: (407)768-8000, ext. 7199

BASKETBALL INFORMATION

Head Coach: Andy Russo
 Alma Mater: Lake Forest ('70)
 Record at Institution, Years: 15-13, 1
 Career Record, Years: 198-117, 11
 Office Phone: (407)768-8000, ext. 8032
 Best Time to Contact: Mornings
 Facility (Capacity): Hedgecock Gymnasium (1,000)
 1991-92 Record: 15-13
 Conference Record, Finish: 7-5, fourth
 Lettermen Returning: 3
 Lettermen Lost: 5
 Returning Starters: 2
 Series Record: First meeting

PLAYERS TO WATCH

NAME, YR, HT, POS	OTHER INFO
Peter Walcott, SO, 6-1, G	12.0 ppg, 2.3 rpg
Dan Richter, FR, 6-1, G	9.1 ppg, 2.1 rpg



FORT HAYS STATE UNIVERSITY

Dec. 3, 1992, Hays, KS

GENERAL INFORMATION

Location: Hays, KS
 Founded: 1902
 Enrollment: 5,700
 Affiliation: NCAA Division II
 Conference: Rocky Mountain Athletic
 Nickname: Tigers
 Colors: Black & Gold

UNIVERSITY PERSONNEL

President: Edward H. Hammond
 Director of Athletics: Tom Spicer
 Sports Information Director: Jack Keustermeyer
 Office Phone: (913)628-5903
 Home Phone: (913)625-9792
 Press Box Phone: (913)628-5800

BASKETBALL INFORMATION

Head Coach: Gary Garner
 Alma Mater: Missouri ('65)
 Record at Institution, Years: 18-10, 1
 Career Record, Years: 128-129, 9
 Office Phone: (913)628-4355
 Best Time to Contact: Mornings
 Facility (Capacity): Gross Memorial Coliseum (7,000)
 1991-92 Record: 18-10
 Conference Record, Finish: 10-2, first
 Lettermen Returning: 4
 Lettermen Lost: 6
 Returning Starters: 2
 Series Record: Washburn leads, 76-51

PLAYERS TO WATCH

NAME, YR, HT, POS	OTHER INFO
Bryant Basemore, SR, 6-7, F	13.9 ppg, 6.6 rpg
Darrell Hudson, SR, 6-6, F	10.6 ppg, 4.9 rpg
Toby Kuhn, JR, 6-7, F/C	4.4 ppg, 2.0 rpg
Cedric Drewes, SR, 6-6, F	3.7 ppg, 1.5 rpg



FRIENDS UNIVERSITY

Nov. 20, 1992, Topeka, KS

GENERAL INFORMATION

Location: Wichita, KS
 Founded: 1898
 Enrollment: 1,680
 Affiliation: NAIA Division II
 Conference: Kansas Collegiate Athletic
 Nickname: Falcons
 Colors: Scarlet & Gray

UNIVERSITY PERSONNEL

President: Biff Green
 Director of Athletics: Ron Heller
 Sports Information Director: Jay Delling
 Office Phone: (316)264-9627
 Home Phone: (316)943-0271

BASKETBALL INFORMATION

Head Coach: Ron Heller
 Alma Mater: Wichita State ('61)
 Record at Institution, Years: 128-79, 8
 Career Record, Years: 128-9, 8
 Office Phone: (316)264-9627
 Best Time to Contact: Mornings
 Facility (Capacity): Garvey Physical Education Center (3,000)
 1991-92 Record: 13-14
 Conference Record, Finish: 10-8, fourth
 Lettermen Returning: 6
 Lettermen Lost: 7
 Returning Starters: 1
 Series Record: Washburn leads, 15-1

PLAYERS TO WATCH

NAME, YR, HT, POS	OTHER INFO
Jeff Murdock, SR, 6-5, F	11.0 pg, 4.0 rpg, 3.0 apg



LINCOLN UNIVERSITY

Feb. 24, 1993, Topeka, KS

GENERAL INFORMATION

Location: Jefferson City, MO
 Founded: 1866
 Enrollment: 3,900
 Affiliation: NCAA Division II
 Conference: MIAA
 Nickname: Blue Tigers
 Colors: Navy Blue & White

UNIVERSITY PERSONNEL

President: Wendell Rayburn
 Sports Information Director: Walt Klein
 Office Phone: (314)681-5324

BASKETBALL INFORMATION

Head Coach: Gene Jones
 Alma Mater: Missouri (1968)
 Record at Institution, Years: 7-19, 1
 Career Record, Years: 7-19, 1
 Office Phone: (314)681-5332
 Best Time to Contact: 1:00-2:00 p.m.
 Facility (Capacity): Jason Gymnasium (2,500)
 1991-92 Record: 7-19
 Conference Record, Finish: 3-13, 12th
 Lettermen Returning: 6
 Lettermen Lost: 7
 Returning Starters: 4
 Series Record: Washburn leads, 5-4

PLAYERS TO WATCH

NAME, YR, HT, POS	OTHER INFO
Anthony Crowder, JR, 6-6, F	All-MIAA, 17.1 ppg, 5.4 rpg
Corey Warner, JR, 6-7, C	Transfer
Hensley Park, SR, 6-6, F	Transfer
Terry Johnson, SO, 5-10, G	Transfer
Aaron Walker, SO, 5-10, G	All-Freshman Team, 7.0 ppg, 3.7 rpg



McPHERSON COLLEGE

Jan. 2, 1993, McPherson, KS

GENERAL INFORMATION

Location: McPherson, KS
 Founded: 1888
 Enrollment: 500
 Affiliation: NAIA Division II
 Conference: Kansas Collegiate Athletic
 Nickname: Bulldogs
 Colors: Cardinal & White

UNIVERSITY PERSONNEL

President: Paul Hoffman
 Director of Athletics: Dan Hoffman
 Sports Information Office:
 Office Phone: (316)241-0731

BASKETBALL INFORMATION

Head Coach: Roger Trimmell
 Alma Mater: Kansas State (1975)
 Record at Institution, Years: 128-128, 10
 Career Record, Years: 128-128, 10
 Office Phone: (316)241-0791
 Best Time to Contact: Mornings
 Facility (Capacity): Sport Center (1,600)
 1991-92 Record: 16-12
 Conference Record, Finish: 16-12, third
 Lettermen Returning: 10
 Lettermen Lost: 2
 Returning Starters: 4
 Series Record: Washburn leads, 9-4

PLAYERS TO WATCH

NAME, YR, HT, POS	OTHER INFO
Bill Elliott, SR, 6-2, G	All-HOA Dist. 10 Player of Year 2nd Team NAIA All-America
Todd Johnson, SR, 6-2, G	8.7 ppg
Shannon Layland, SO, 6-7, F	94 blocks

MIDAMERICA NAZARENE COLLEGE

Dec. 12, 1992, Olathe, KS

GENERAL INFORMATION

Location: Olathe, KS
 Founded: 1966
 Enrollment: 1,454
 Affiliation: NAIA Division II, NCCAA
 Conference: Heart of America
 Nickname: Pioneers
 Colors: Scarlet, White, Royal

UNIVERSITY PERSONNEL

President: Richard Spindle
 Director of Athletics: Harold Olson
 Sports Information Director:
 Rick Fields
 Office Phone: (913)782-3750, ext. 260
 Home Phone: (913)782-8992

BASKETBALL INFORMATION

Head Coach: Rocky Lamar
 Alma Mater:
 MidAmerica Nazarene
 Record at Institution, Years:
 115-91, 6
 Career Record, Years: 115-91, 6
 Office Phone: (913)782-3750, ext. 260
 Best Time to Contact: 10:00-Noon
 Facility (Capacity): Land Memorial
 Gymnasium (785)
 1991-92 Record: 27-10
 Conference Record, Finish:
 12-0, first
 Lettermen Returning: 7
 Lettermen Lost: 5
 Returning Starters: 1
 Series Record: First meeting

PLAYERS TO WATCH

NAME, YR, HT, POS	OTHER INFO
Bill Elliott, SR, 6-2, G	All-HOA Dist. 10 Player of Year 2nd Team NAIA All-America
Todd Johnson, SR, 6-2, G	8.7 ppg
Shannon Layland, SO, 6-7, F	94 blocks



MISSOURI SOUTHERN STATE COLLEGE

Feb. 27, 1993, Topeka, KS

GENERAL INFORMATION

Location: Joplin, MO
 Founded: 1937
 Enrollment: 5,889
 Affiliation: NCAA Division II
 Conference: MIAA
 Nickname: Lions
 Colors: Green & Gold

UNIVERSITY PERSONNEL

President: Julio S. Leon
 Men's Director of Athletics: Jim Frazier
 Sports Information Director:
 Dennis Slusher
 Office Phone: (417)625-9359
 Home Phone: (417)781-8319
 Press Box Phone: (417)625-9359

BASKETBALL INFORMATION

Head Coach: Robert Corn
 Alma Mater: Missouri Southern (78)
 Record at Institution, Years:
 44-40, 3
 Career Record, Years: 44-40, 3
 Office Phone: (417)625-9330
 Best Time to Contact: Mornings
 Facility (Capacity): Robert Ellis Young
 Gymnasium (1,700)
 1991-92 Record: 21-8
 Conference Record, Finish:
 10-6, tied for third
 Lettermen Returning: 8
 Lettermen Lost: 5
 Returning Starters: 4
 Series Record: Washburn leads, 22-8

PLAYERS TO WATCH

NAME, YR, HT, POS	OTHER INFO
Keith Allen, SR, 5-10, G	7.2 ppg, 1.6 rpg
Ron Joyner, SR, 5-11, G	10.3 ppg, 2.1 rpg
Demarko McCullough, SR, 6-5, F	14.1 ppg, 3.7 rpg
Chris Tucker, JR, 6-9, C	10.6 ppg, 8.3 rpg



MISSOURI WESTERN STATE COLLEGE

Jan. 23, 1993, St. Joseph, MO
 Feb. 13, 1993, Topeka, KS

GENERAL INFORMATION

Location: St. Joseph, MO
 Founded: 1969
 Enrollment: 5,063
 Affiliation: NCAA Division II
 Conference: MIAA
 Nickname: Griffons
 Colors: Black & Gold

UNIVERSITY PERSONNEL


President: Janet Murphy
 Director of Athletics: Ed Harris
 Sports Information Director:
 Paul Sweetgall
 Office Phone: (816)271-4257
 Home Phone: (816)364-6013
 Press Box Phone: (816)271-4257

BASKETBALL INFORMATION

Head Coach: Tom Smith
 Alma Mater: Valparaiso ('67)
 Record at Institution, Years:
 87-40, 4
 Career Record, Years: 257-224, 17
 Office Phone: (816)271-4486
 Facility (Capacity):
 MWSC Fieldhouse (4,000)
 1991-92 Record: 22-10
 Conference Record, Finish:
 11-5, second
 Lettermen Returning: 2
 Lettermen Lost: 9
 Returning Starters: 2
 Series Record: Washburn leads, 24-13

PLAYERS TO WATCH

NAME, YR, HT, POS	OTHER INFO
Jeff McCaw, SR, 6-0, G	8.4 ppg, 2.1 rpg
Brett Goodwin, JR, 6-3, F	7.7 ppg, 2.2 rpg
Trasel Rone, SR, 6-6, F	Transfer



UNIVERSITY OF MISSOURI-ROLLA

Florida Tech Thanksgiving Classic
 Feb. 6, 1993, Rolla, MO

GENERAL INFORMATION

Location: Rolla, MO
 Founded: 1870
 Enrollment: 5,000
 Affiliation: NCAA Division II
 Conference: MIAA
 Nickname: Miners
 Colors: Silver & Gold

UNIVERSITY PERSONNEL

Interim President: John T. Park
 Director of Athletics: Mark Mullin
 Sports Information Director:
 John Kean
 Office Phone: (314)341-4140
 Home Phone: (314)364-9509
 Press Box Phone: (314)657-6054

BASKETBALL INFORMATION

Head Coach: Dale Martin
 Alma Mater: Central Missouri ('75)
 Record at Institution, Years:
 62-67, 5
 Career Record, Years: 62-67, 5
 Office Phone: (314)341-4101
 Best Time to Contact: Mornings
 Facility (Capacity): Bullman
 Multi-Purpose Building (5,000)
 1991-92 Record: 17-9
 Conference Record, Finish:
 10-6, tied for third
 Lettermen Returning: 9
 Lettermen Lost: 1
 Returning Starters: 5
 Series Record: Missouri-Rolla leads, 3-1

PLAYERS TO WATCH

NAME, YR, HT, POS	OTHER INFO
Bill Jolly, SR, 6-0, G	22.5 ppg, 2.1 rpg
Chris Dawson, SR, 6-4, G	15.3 ppg, 6.8 rpg
Donnie Brown, SR, 6-9, C	14.0 ppg, 7.3 rpg
Rod Jackson, JR, 6-3, G	9.2 ppg, 4.3 rpg



UNIVERSITY OF MISSOURI-ST. LOUIS

Feb. 20, 1993, St. Louis, MO

GENERAL INFORMATION

Location: St. Louis, MO
 Founded: 1963
 Enrollment: 12,000
 Affiliation: NCAA Division II
 Conference: MIAA
 Nickname: Rivermen
 Colors: Red & Gold

UNIVERSITY PERSONNEL


President: George Russell
 Interim Director of Athletics:
 Rich Meckfessel
 Sports Information Director:
 Jeff Kuchno
 Office Phone: (314)553-5660
 Home Phone: (314)631-6534
 Press Box Phone: (314)553-6639

BASKETBALL INFORMATION

Head Coach: Rich Meckfessel
 Alma Mater: Washington ('60)
 Record at Institution, Years:
 147-133, 10
 Career Record, Years: 397-301, 24
 Office Phone: (314)553-5461
 Facility (Capacity):
 Mark Twain Building (4,736)
 1991-92 Record: 13-15
 Conference Record, Finish:
 7-9, tied for seventh
 Lettermen Returning: 7
 Lettermen Lost: 5
 Returning Starters: 3
 Series Record: Washburn leads, 4-3

PLAYERS TO WATCH

NAME, YR, HT, POS	OTHER INFO
Steve Roder, SR, 6-0, G	9.8 ppg, 3.1 rpg
Scott Crawford, JR, 6-5, F	6.7 ppg, 5.7 rpg
Jermaine Morris, SO, 6-5, C	5.1 ppg, 4.7 rpg



NORTHEAST MISSOURI STATE UNIVERSITY

Jan. 30, 1993, Topeka, KS
 Feb. 17, 1993, Kirksville, MO

GENERAL INFORMATION

Location: Kirksville, MO
 Founded: 1867
 Enrollment: 5,800
 Affiliation: NCAA Division II
 Conference: MIAA
 Nickname: Bulldogs
 Colors: Purple & White

UNIVERSITY PERSONNEL

President: Russell Warren
 Director of Athletics: Alan Graham
 Sports Information Director: Bill Cable
 Office Phone: (816)785-4276
 Home Phone: (816)665-6373
 Press Box Phone: (816)785-4173

BASKETBALL INFORMATION

Head Coach: Willard Sims
 Alma Mater: Northeast Missouri
 Record at Institution, Years:
 270-293, 21
 Career Record, Years: 270-293, 21
 Office Phone: (816)785-4171
 Best Time to Contact:
 8:30 to 11:30 a.m.
 Facility (Capacity):
 Pershing Arena (2,800)
 1991-92 Record: 11-17
 Conference Record, Finish: 4-12, 11th
 Lettermen Returning: 7
 Lettermen Lost: 3
 Returning Starters: 0
 Series Record: Tied at 9-9

PLAYERS TO WATCH

NAME, YR, HT, POS	OTHER INFO
Dean Lewis, SR, 6-8, F/C	2.2 ppg, 2.1 rpg
Todd McCubbin, SR, 6-9, C	2.3 ppg, 1.6 rpg
Travis Snelling, SR, 6-6, G	3.1 ppg, 1.5 rpg



NORTHWEST MISSOURI STATE UNIVERSITY

Jan. 6, 1993, Maryville, MO
 Jan. 27, 1993, Topeka, KS

GENERAL INFORMATION

Location: Maryville, MO
 Founded: 1905
 Enrollment: 5,700
 Affiliation: NCAA Division II
 Conference: MIAA
 Nickname: Bearcats
 Colors: Green & White

UNIVERSITY PERSONNEL

President: Dean Hubbard
 Director of Athletics:
 Richard Flanagan
 Sports Information Director:
 Larry Cain
 Office Phone: (816)562-1118
 Home Phone: (816)582-7554
 Press Box Phone: (816)562-1581

BASKETBALL INFORMATION

Head Coach: Steve Tappmeyer
 Alma Mater: Southeast Missouri ('79)
 Record at Institution, Years:
 63-49, 4
 Career Record, Years: 63-49, 4
 Office Phone: (816)562-1309
 Best Time to Contact: 10:00 to Noon
 Facility (Capacity):
 Lamkin Gym (3,500)
 1991-92 Record: 16-12
 Conference Record, Finish:
 7-9, tied for seventh
 Lettermen Returning: 6
 Lettermen Lost: 6
 Returning Starters: 1
 Series Record: Washburn leads, 31-14

PLAYERS TO WATCH

NAME, YR, HT, POS	OTHER INFO
Darrell Wrenn, JR, 6-2, F	8.5 ppg, 5.4 rpg
Chad Deahl, JR, 6-9, C/F	7.3 ppg, 5.4 rpg
Tom Harris, JR, 6-6, F	6.7 ppg, 3.0 rpg



PITTSBURG STATE UNIVERSITY

Jan. 16, 1993, Topeka, KS

GENERAL INFORMATION

Location: Pittsburg, KS
 Founded: 1903
 Enrollment: 6,516
 Affiliation: NCAA Division II
 Conference: MIAA
 Nickname: Gorillas
 Colors: Crimson & Gold

UNIVERSITY PERSONNEL

President: Donald W. Wilson
 Director of Athletics: Bill Samuels
 Sports Information Director: Shawn Ahearn
 Office Phone: (316)235-4148
 Home Phone: (316)232-8114

BASKETBALL INFORMATION

Head Coach: Dennis Hill
 Alma Mater: Southwest Missouri ('76)
 Record at Institution, Years: 43-39, 3
 Career Record, Years: 43-39, 3
 Office Phone: (316)235-4648
 Best Time to Contact: Mornings
 Facility (Capacity): John Lance Arena (6,500)
 1991-92 Record: 21-8
 Conference Record, Finish: 10-6, tied for third
 Lettermen Returning: 7
 Lettermen Lost: 7
 Returning Starters: 1
 Series Record: Washburn leads, 69-60

PLAYERS TO WATCH

NAME, YR, HT, POS	OTHER INFO
Mark Johnson, SR, 6-0, G	13.4 ppg, 4.9 apg
Michael Lemons, SR, 6-1, G	Transfer
Travis Galbreath, JR, 6-4, F	Transfer
Johnny Woodson, JR, 6-5, F	Transfer

ROCKHURST COLLEGE

Jan. 18, 1993, Topeka, KS

GENERAL INFORMATION

Location: Kansas City, MO
 Enrollment: 1,200
 Affiliation: NAIA Division I
 Conference: Independent
 Nickname: Hawks
 Colors: Blue & White

UNIVERSITY PERSONNEL

President: Rev. Thomas Savage, S.J.
 Director of Athletics: Frank Diskin
 Sports Information Director: Sid Bordman
 Office Phone: (816)926-4141
 Home Phone: (816)469-6750

BASKETBALL INFORMATION

Head Coach: Frank Diskin
 Alma Mater: Pittsburg State ('66)
 Record at Institution, Years: 57-66, 4
 Career Record, Years: 212-198, 16
 Office Phone: (816)926-4141
 Best Time to Contact: 1:00 to 6:00 p.m.
 Facility (Capacity): Mason-Halpin Fieldhouse (1,500)
 1991-92 Record: 13-17
 Lettermen Returning: 8
 Lettermen Lost: 1
 Returning Starters: 5
 Series Record: Rockhurst leads, 26-19

PLAYERS TO WATCH

NAME, YR, HT, POS	OTHER INFO
Alex Brickner, SR, 6-2, G	12.3 ppg, 1.4 rpg
John Teepe, SO, 6-6, F	11.4 ppg, 4.7 rpg
David Verhulst, SR, 6-7, C	8.4 ppg, 3.2 rpg
Chris Anderson, JR, 6-3, F	9.0 ppg, 3.5 rpg

UNIVERSITY OF SOUTH CAROLINA AT SPARTANBURG

Florida Tech Thanksgiving Classic

GENERAL INFORMATION

Location: Spartanburg, SC
 Founded: 1967
 Enrollment: 3,539
 Affiliation: NCAA Division II
 Conference: Peach Belt Athletic
 Nickname: Rifles
 Colors: Kelly Green, White & Black

UNIVERSITY PERSONNEL

Chancellor: Olin B. Sansbury, Jr
 Director of Athletics: Jerry Waters
 Sports Information Director: Michael MacEachern
 Office: (803)599-2129
 Home: (803)582-4018

BASKETBALL INFORMATION

Head Coach: Jerry Kirksey
 Alma Mater: Belmont ('67)
 Record at Institution, Years: 269-87, 12
 Career Record, Years: 290-115, 14
 Office Phone: (803)599-2177
 Best Time to Contact: Mornings
 Facility (Capacity): G.B. Hodge Center Gym (1,535)
 1991-92 Record: 24-6
 Conference Record, Finish: 12-2, first
 Lettermen Returning: 9
 Lettermen Lost: 5
 Returning Starters: 4
 Series Record: First meeting

PLAYERS TO WATCH

NAME, YR, HT, POS	OTHER INFO
Dwayne Prioleau, JR, 6-2, G/F	17.1 ppg, 4.0 rpg
Darren McDuffie, SR, 6-6, F/C	10.4 ppg, 5.3 rpg
Greg Pounds, SR, 6-2, G/F	10.7 ppg, 3.9 apg

SOUTHWEST BAPTIST UNIVERSITY

Jan. 9, 1993, Topeka, KS

GENERAL INFORMATION

Location: Bolivar, MO
 Founded: 1878
 Enrollment: 3,000
 Affiliation: NCAA Division II
 Conference: MIAA
 Nickname: Bearcats
 Colors: Purple & White

UNIVERSITY PERSONNEL

President: Wayne Gott
 Director of Athletics: John Bryant
 Sports Information Director: Chris Johnson
 Office Phone: (417)326-1799
 Home Phone: (417)326-4732
 Press Box Phone: (417)326-1708

BASKETBALL INFORMATION

Head Coach: Jerry Kirksey
 Alma Mater: Southwest Missouri ('61)
 Record at Institution, Years: 92-49, 5
 Career Record, Years: 185-75, 9
 Office Phone: (417)326-1785
 Best Time to Contact: 1:00 to 3:00 p.m.
 Facility (Capacity): Davison Field House (2,500)
 1991-92 Record: 15-12
 Conference Record, Finish: 8-8, sixth
 Lettermen Returning: 8
 Lettermen Lost: 7
 Returning Starters: 2
 Series Record: Southwest Baptist leads, 6-3

PLAYERS TO WATCH

NAME, YR, HT, POS	OTHER INFO
Trevor Crowe, SR, 6-4, G	14.0 ppg, 5.1 rpg
Michael Hogue, SR, 6-8, C	9.2 ppg, 5.4 rpg

WEST VIRGINIA INSTITUTE OF TECHNOLOGY

WIBW Holiday Tournament

GENERAL INFORMATION

Location: Montgomery, WV
 Enrollment: 2,900
 Affiliation: NAIA, NCAA Division II
 Conference: West Virginia Intercollegiate Athletic
 Nickname: Golden Bears
 Colors: Royal Blue & Gold

UNIVERSITY PERSONNEL

President: John P. Carrier
 Director of Athletics: Gene Dillon
 Sports Information Director: Joseph W. Lefkay
 Office Phone: (304)442-3308
 Home Phone: (304)442-2117
 Press Box Phone:

BASKETBALL INFORMATION

Head Coach: Tom Sutherland
 Alma Mater: West Virginia State ('68)
 Record at Institution, Years: 204-133, 11
 Career Record, Years: 204-133, 11
 Office Phone: (304)442-3152
 Best Time to Contact: Daytime
 Facility (Capacity): Tech Fieldhouse (3,000)
 1991-92 Record: 8-20
 Conference Record, Finish: 5-14, 13th
 Lettermen Returning: 5
 Lettermen Lost: 3
 Returning Starters: 3
 Series Record: Washburn leads, 1-0

PLAYERS TO WATCH

NAME, YR, HT, POS	OTHER INFO
Derek Varney, JR, 6-2, G	18.0 ppg
Shawn Botos, JR, 6-7, F	11.3 ppg

Bob Chipman vs. All-Time Opponents

Auburn-Montgomery	1-0	Missouri Southern	18-5
Avila	6-0	Missouri Western	18-9
Azusa Pacific	0-1	Missouri-Kansas City	1-0
Baker	8-0	Missouri-Rolla	1-2
Barry	1-0	Missouri-St. Louis	4-1
Bellevue	1-0	Nebraska-Kearney	11-9
Benedictine	17-0	Nebraska-Omaha	1-0
Bethany	3-0	Northeast Missouri	8-4
Bethel	6-0	Northwest Missouri	7-0
Birmingham-Southern	1-0	Oklahoma State	1-0
Briar Cliff	2-1	Ottawa	6-0
Brigham Young-Hawaii	0-2	Pan American	0-1
Buena Vista	1-0	Panhandle State	1-0
Cabrini	1-0	Pittsburg State	20-5
Cal State-Dominguez Hills	1-0	Quincy	0-1
Cal State-Los Angeles	1-0	Regis	2-0
Cal State-Stanislaus	0-1	Rockhurst	2-1
Central Missouri	2-6	St. Mary of the Plains	1-0
Central Oklahoma	0-1	St. Thomas Aquinas	0-1
Central Washington	1-0	Sioux Falls	1-0
Colorado	0-1	Southeast Missouri	0-2
Colorado Baptist	1-0	Southern California College	0-1
Colorado College	1-0	Southern Nazarene	1-0
Colorado Mines	1-0	Southern Tech	1-0
Concordia	2-0	Southwest Baptist	1-3
David Lipscomb	0-1	Spring Hill	0-1
Doane	2-0	Stephen F. Austin	1-0
Drury	6-4	Sterling	2-0
East Stroudsburg	1-0	Tabor	9-0
Emporia State	20-10	Taylor	1-0
Evansville	0-1	Texas A&I	2-0
Fort Hays State	20-15	Wayne State	17-4
Franklin Pierce	1-0	West Virginia State	1-0
Friends	7-1	West Virginia Tech	1-0
Gardner-Webb	0-1	William Carey	1-0
Geneva	1-0	William Jewell	1-1
Georgetown	0-1	Wisconsin-Eau Claire	0-1
Graceland	1-0	Xavier	0-1
Grand Valley State	1-0		
Grand View	1-0		
Hawaii Pacific	1-0		
Hawaii-Loa	1-0		
Hawaii-Hilo	1-0		
Henderson State	1-0		
Hendrix	1-0		
Kansas Newman	10-2		
LeMoyné-Owen	1-0		
Lincoln	5-0		
Marymount	16-7		
McNeese State	0-1		
McPherson	2-0		
Minnesota-Duluth	1-0		
Missouri Baptist	3-0		

Chipman vs. MIAA Opponents

Central Missouri	2-6
Emporia State	20-10
Lincoln	5-0
Missouri Southern	18-5
Missouri Western	18-9
Missouri-Rolla	1-2
Missouri-St. Louis	4-1
Northeast Missouri	8-4
Northwest Missouri	7-0
Pittsburg State	20-5
Southwest Baptist	1-3



All-Time Scores

- 1985 Missouri-Kansas City 79, Paul Quinn 69
Northeast Missouri 86, Eastern New Mexico 73
Southern Nazarene 61, Ouachita Baptist 57
Washburn 84, Doane 68
Ouachita Baptist 62, Paul Quinn 51
Doane 65, Eastern New Mexico 55
Missouri-Kansas City 71, Southern Nazarene 69
Washburn 75, Northeast Missouri 67
Paul Quinn 76, Eastern New Mexico 73 (Seventh Place)
Ouachita Baptist 55, Doane 48 (Fifth Place)
Southern Nazarene 81, Northeast Missouri 70 (Third Place)
Washburn 58, Missouri-Kansas City 54 (Championship)
- 1986 Southeastern Oklahoma 98, Marcrest 88 (OT)
William Carey 65, Wayland Baptist 62
Southern Nazarene 71, Southern Tech 65
Washburn 83, Geneva 64
Wayland Baptist 122, Marycrest 66
Southern Tech 73, Geneva 68 (OT)
William Carey 68, Southeastern Oklahoma 56
Washburn 81, Southern Nazarene 66
Geneva 79, Marycrest 69 (Seventh Place)
Wayland Baptist 62, Southern Tech 58 (Fifth Place)
Southern Nazarene 78, Southeastern Oklahoma 66 (Third Place)
Washburn 85, William Carey 68 (Championship)
- 1987 Birmingham-Southern 84, Dallas Baptist 59
Southern Tech 76, William Carey 65
Wayland Baptist 84, Southern Nazarene 81 (OT)
Washburn 93, Hendrix 68
Southern Nazarene 86, Dallas Baptist 66
Hendrix 88, William Carey 81
Birmingham-Southern 78, Wayland Baptist 69
Washburn 78, Southern Tech 65
William Carey 76, Dallas Baptist 72 (Seventh Place)
Southern Nazarene 81, Hendrix 69 (Fifth Place)
Wayland Baptist 74, Southern Tech 56 (Third Place)
Washburn 80, Birmingham-Southern 79 (Championship)
- 1988 Henderson State 71, Dallas Baptist 53
David Lipscomb 88, Westmont 74
West Virginia Tech 68, Southern Tech 63
Washburn KS 85, Colorado Baptist 57
Southern Tech 67, Westmont 61
Colorado Baptist 68, Dallas Baptist 67
David Lipscomb 106, West Virginia Tech 101
Washburn 92, Henderson State 85
Dallas Baptist 70, Westmont 65 (Seventh Place)
Colorado Baptist 76, Southern Tech 72 (Fifth Place)
Henderson State 97, West Virginia Tech 65 (Third Place)
David Lipscomb 98, Washburn 89 (Championship)
- 1989 Franklin Pierce 62, Lake Superior State 55
Lowell 96, Eastern Oregon 59
Grand Valley State 85, Cal Poly-San Luis Obispo 68
Washburn 96, Colorado Mines 63
Cal Poly 103, Eastern Oregon 66
Colorado Mines 73, Lake Superior State 72
Grand Valley State 76, Lowell 60
Washburn 72, Franklin Pierce 53
Lake Superior State 88, Eastern Oregon 76 (Seventh Place)
Cal Poly 106, Colorado Mines 57 (Fifth Place)
Franklin Pierce 61, Lowell 41 (Third Place)
Washburn 73, Grand Valley State 68 (Championship)
- 1990 Cal Poly-San Luis Obispo 96, Central Oklahoma 82
Fort Hays State 93, Stonehill 90
Briar Cliff 83, Emporia State 70
Washburn 96, Baker 58
Central Oklahoma 94, Emporia State 83
Stonehill 115, Baker 84
Briar Cliff 78, Cal Poly 77
Washburn 81, Fort Hays State 65
Emporia State 63, Baker 54 (Seventh Place)
Central Oklahoma 134, Stonehill 126 (Fifth Place)
Fort Hays State 83, Cal Poly 79 (OT) (Third Place)
Washburn 101, Briar Cliff 74 (Championship)

- 1991 Fort Hays State 68, West Texas State 65
Washburn 85, Wayne State 61
Wayne State 82, West Texas State 69
Washburn 101, Fort Hays State 85 (Championship)

Individual Records

TOTAL POINTS
Game: 44, James Morris of Central Oklahoma vs. Stonehill (1990)
Tournament: 90, Marcus Ware of Marycrest (1986)

FIELD GOALS MADE
Game: 17, James Morris of Central Oklahoma vs. Stonehill (1990)

FIELD GOALS ATTEMPTED
Game: 31, Shawn Williams of Central Oklahoma vs. Stonehill (1990)

THREE-POINT FIELD GOALS MADE
Game: 9, Shawn Williams of Central Oklahoma vs. Stonehill (1990)
Tournament: 13, Shawn Williams of Central Oklahoma (1990)

FREE THROWS MADE
Game: 16, Earl Johnson of Southern Tech vs. West Virginia Tech (1988)
Philip Hutcheson of David Lipscomb vs. West Virginia Tech (1988)

FREE THROWS ATTEMPTED
Game: 21, Philip Hutcheson of David Lipscomb vs. West Virginia Tech (1988)

REBOUNDS
Game: 24, Jon Cronin of Stonehill vs. Fort Hays State (1990)
Tournament: 49, Jon Cronin of Stonehill (1990)

ASSISTS
Game: 15, David Foote of Central Oklahoma vs. Stonehill (1990)
Tournament: 30, David Foote of Central Oklahoma (1990)

Team Records

TOTAL POINTS
Game: 134, Central Oklahoma vs. Stonehill (1990)

MARGIN OF VICTORY
Game: 56, Wayland Baptist vs. Marycrest (1986, 122-66)

COMBINED POINTS
Game: 260, Central Oklahoma (134) vs. Stonehill (126) (1990)

FIELD GOALS MADE
Game: 52, Wayland Baptist vs. Marycrest (1986)
Henderson State vs. West Virginia Tech (1988)

FIELD GOALS ATTEMPTED
Game: 109, Central Oklahoma vs. Stonehill (1990)

FIELD GOAL PERCENTAGE
Game: .650, Wayland Baptist vs. Marycrest (1986, 52 made, 80 att.)

THREE-POINT FIELD GOALS MADE
Game: 14, Central Oklahoma vs. Stonehill (1990)

FREE THROWS MADE
Game: 37, Missouri-Kansas City vs. Paul Quinn (1985)

FREE THROWS ATTEMPTED
Game: 52, Missouri-Kansas City vs. Paul Quinn (1985)

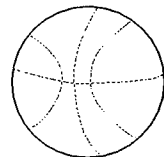
FREE THROW PERCENTAGE
Game: .900, Southeastern Oklahoma vs. Southern Nazarene (1986, 9 made, 10 attempted)

REBOUNDS
Game: 65, Central Oklahoma vs. Stonehill (1990)

ASSISTS
Game: 34, Central Oklahoma vs. Stonehill (1990)

History



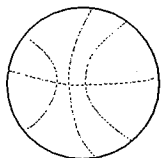


GAME NO. 1
Nov. 22, 1991, Topeka, KS
Washburn 114 (1-0), Friends 78

FRIENDS (78): Hayes 1-4-3-4-5; McIntosh 2-2-2-4-6; Bell 3-6-0-0-6; Lolar 4-9-0-1-10; Johnson 2-5-0-0-4; Seaton 6-10; 0-3-12; Holmes 3-6-8-9-14; Hamilton 1-1-2-4; Senn 5-15-7-8-17. **TOTALS: 27-58 22-31 78.**

WASHBURN (114): Lamar 5-9-4-4-19; Rogers 2-7-2-2-8; Huggis 0-0-0-0-0; Ellington 8-9-4-5-20; Dickerson 1-1-0-0-3; Smith 2-6-1-2-5; Alexander 6-10-4-4-18; Hulbert 7-10-2-3-16; Hiebert 3-4-3-3-9; Berlin 1-1-1-5-3; Daniels 3-8-4-10-10; Harrison 1-1-1-3-3; Duermeier 0-0-0-0-0; Sparks 0-3-0-0-0. **TOTALS: 39-69 26-41 114.**

HALFTIME: WU 56, FU 38. **THREE-POINT FGs:** FU 2-8 (Hayes 0-1, Bell 0-1, Lolar 2-5, Holmes 0-1); WU 10-20 (Lamar 5-7, Rogers 2-7, Dickerson 1-1, Smith 0-1, Alexander 2-4). **REBOUNDS:** FU 33 (Senn 11); WU 41 (Alexander, Hulbert, Hiebert 6). **ASSISTS:** FU 12 (Johnson, Holmes 3); WU 29 (Hiebert 5). **TURNOVERS:** FU 27 (Bell, Johnson 5); WU 16 (Rogers, Smith, Alexander, Hulbert, Berlin, Daniels, Sparks 2). **FOULS:** FU 28; WU 29. **FOULED OUT:** FU (Seaton); WU (Daniels). **TECHNICALS:** FU (Bench). **ATTENDANCE:** 1,621.

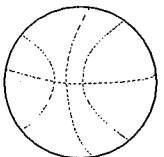


GAME NO. 2
Nov. 28, 1992, Topeka, KS
Washburn 104 (2-0), Tabor 72

TABOR (72): Strathman 1-4-2-6-5; Dick 1-2-2-2-4; Kenas 0-0-0-0-0; Faulkner 1-3-5-5-7; LeFevre 1-2-0-0-3; Justus 0-0-0-0-0; Peters 0-4-2-2-2; Roth 0-1-0-0-0; Walker 2-5-0-0-5; Kroeker 2-6-1-2-5; Kliewar 3-5-0-1-7; Vincent 5-10-4-6-16; Mitchell 1-4-0-2-2; Voth 2-5-1-3-5; Hermann 5-5-1-2-11. **TOTALS: 24-56 18-31 72.**

WASHBURN (104): Lamar 4-8-0-0-10; Rogers 3-5-2-2-9; Huggis 0-2-0-0-0; Ellington 9-14-6-6-24; Dickerson 0-1-0-0-0; Sparks 2-3-6-6-10; Smith 1-3-2-2-4; Alexander 6-9-0-0-14; Hulbert 2-7-0-2-4; Hiebert 3-4-1-1-7; Berlin 2-4-0-0-4; Daniels 4-11-5-8-13; Harrison 1-1-0-0-2; Duermeier 1-2-0-0-3. **TOTALS: 38-74 22-27 104.**

HALFTIME: WU 48, TC 28. **THREE-POINT FGs:** TC 6-14 (Strathman 1-3, Faulkner 0-1, LeFevre 1-2, Peters 0-2, Walker 1-1, Kroeker 0-1, Kliewar 1-1, Vincent 2-3); WU 6-16 (Lamar 2-5, Rogers 1-3, Huggis 0-1, Ellington 0-1, Alexander 2-4, Duermeier 1-2). **REBOUNDS:** TC 31 (Kroeker 6); WU 49 (Daniels 8). **ASSISTS:** TC 15 (Faulkner 3); WU 27 (Lamar 7). **TURNOVERS:** TC 28 (Vincent 6); WU 19 (Lamar 5). **FOULS:** TC 22; WU 30. **FOULED OUT:** TC (None); WU (Hulbert). **TECHNICALS:** None. **ATTENDANCE:** 1,526.

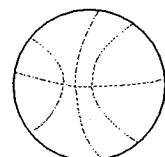


GAME NO. 3
Dec. 7, 1992, Topeka, KS
Washburn 91 (3-0), Baker 61

BAKER (61): Schuessler 2-10-0-1-5; Beall 0-3-0-0-0; Kaufman 1-1-1-5-3; Powers 1-2-0-0-2; Tyson 6-12-5-8-18; Niedner 1-1-0-0-2; Finan 0-2-0-0-0; Whitworth 1-1-0-0-2; Robinson 2-5-0-0-4; Anderson 3-5-1-4-7; Olson 5-8-0-0-12; Wilkins 2-4-2-6. **TOTALS: 24-54 9-20 61.**

WASHBURN (91): Lamar 3-7-0-0-8; Rogers 3-5-1-2-9; Huggis 0-2-1-2-1; Ellington 3-7-0-1-6; Dickerson 3-3-2-2-10; Sparks 0-3-1-2-1; Smith 4-6-0-2-9; Alexander 4-7-0-0-9; Hulbert 6-10-4-7-16; Hiebert 1-5-1-2-3; Berlin 1-2-1-1-3; Daniels 5-13-2-4-12; Harrison 1-5-0-0-2; Duermeier 0-0-2-2-2. **TOTALS: 34-75 15-27 91.**

HALFTIME: WU 42, BU 28. **THREE-POINT FGs:** BU 4-18 (Schuessler 1-5, Beall 0-3, Powers 0-1, Tyson 1-3, Finan 0-2, Olson 2-4); WU 8-19 (Lamar 2-6, Rogers 2-4, Huggis 0-2, Dickerson 2-2, Sparks 0-1, Smith 1-1, Alexander 1-2, Harrison 0-1). **REBOUNDS:** BU 39 (Robinson 12); WU 48 (Hiebert 8). **ASSISTS:** BU 9 (Schuessler 6); WU 20 (Lamar 4). **TURNOVERS:** BU 30 (Olson 7); WU 17 (Daniels 4). **FOULS:** BU 23; WU 22. **FOULED OUT:** BU (None); WU (Lamar). **TECHNICALS:** None. **ATTENDANCE:** 1,336.

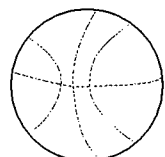


GAME NO. 4
Dec. 10, 1991, Hays, KS
Washburn 75 (4-0), Fort Hays State 74

WASHBURN (75): Hiebert 4-7-3-3-11; Daniels 6-10-0-1-12; Hulbert 4-7-1-3-9; Alexander 3-8-0-2-7; Rogers 6-12-0-2-15; Dickerson 0-0-0-0-0; Berlin 1-2-2-2-4; Lamar 0-4-0-0-0; Ellington 7-15-2-5-17; Smith 0-0-0-0-0; Sparks 0-0-0-1-0. **TOTALS: 31-65 8-19 75.**

FORT HAYS STATE (74): Hudson 2-2-2-2-6; Drewes 0-2-0-0-0; Benjamin 4-5-0-1-8; Garrett 3-8-2-3-8; Evans 6-14-3-6-16; Willey 4-9-2-3-12; Carson 1-2-0-0-2; Sawyer 2-6-2-2-8; Basemore 5-8-4-6-14. **TOTALS: 27-56 15-23 74.**

HALFTIME: FHSU 43, WU 33. **THREE-POINT FGs:** WU 5-15 (Hiebert 0-1, Alexander 1-2, Rogers 3-7, Lamar 0-3, Ellington 1-2); FHSU 5-13 (Evans 1-1, Willey 2-6, Sawyer 2-6). **REBOUNDS:** WU 40 (Hulbert 8); FHSU 35 (Basemore 7). **ASSISTS:** WU 11 (Hulbert 4); FHSU 22 (Willey 7). **TURNOVERS:** WU 10 (Rogers, Ellington, Sparks 2); FHSU 13 (Garrett, Evans, Basemore 3). **FOULS:** WU 19; FHSU 21. **FOULED OUT:** WU (None); FHSU (None). **TECHNICALS:** None. **ATTENDANCE:** 2,975.

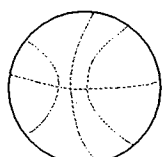


GAME NO. 5
Dec. 14, 1991, Topeka, KS
Washburn 97 (5-0), Panhandle State 57

PANHANDLE STATE (57): Nava 0-6-0-0-0; Anderson 2-3-0-0-6; Carter 0-0-0-0-0; Ward 1-2-0-0-2; Arnold 0-0-0-0-0; Russell 2-8-0-0-4; Neal 0-0-0-1-0; Castlebury 1-5-0-0-3; Hicks 2-3-2-4-6; Essix 4-6-2-2-10; Begley 0-4-0-0-0; Jacques 11-15-1-3-26. **TOTALS: 23-52 5-10 57.**

WASHBURN (97): Lamar 4-9-0-0-12; Rogers 7-12-0-0-19; Huggis 1-2-0-0-3; Ellington 4-9-0-0-8; Dickerson 1-1-0-0-2; Smith 2-3-0-0-4; Alexander 4-12-0-0-11; Hulbert 3-3-2-2-8; Hiebert 3-5-0-0-6; Berlin 1-1-0-2-2; Daniels 4-7-6-9-14; Harrison 0-1-0-0-0; Duermeier 1-2-0-0-3; Sparks 2-3-1-2-5. **TOTALS: 37-70 9-15 97.**

HALFTIME: WU 49, PSU 24. **THREE-POINT FGs:** PSU 6-17 (Nava 0-2, Anderson 2-3, Russell 0-2, Castlebury 1-3, Essix 0-1, Begley 0-2, Jacques 3-4); WU 14-26 (Lamar 4-7, Rogers 5-9, Ellington 0-1, Huggis 1-2, Alexander 3-6, Duermeier 1-1). **REBOUNDS:** PSU 32 (Essix 6); WU 37 (Alexander 7). **ASSISTS:** PSU 13 (Nava 6); WU 17 (Dickerson 4). **TURNOVERS:** PSU 29 (Nava, Arnold, Essix, Begley, Jacques 4); WU 14 (Ellington, Hulbert 3). **FOULS:** PSU 15; WU 15. **FOULED OUT:** None. **TECHNICALS:** None. **ATTENDANCE:** 952.

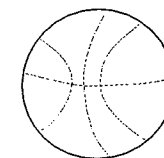


GAME NO. 6
Dec. 20, 1991, Topeka, KS
WIBW Holiday Tournament
Washburn 85 (6-0), Wayne State 61

WAYNE STATE (61): Dunbar 2-9-2-6-7; Clark 5-11-5-6-17; Summers 1-1-0-0-2; Kuzak 0-2-1-2-1; Patterson 2-3-2-2-6; Schott 1-1-0-0-2; Whitfield 1-5-0-0-2; Watson 1-2-0-0-2; Moore 1-7-3-4-5; Thurman 1-2-1-3-3; Bangs 2-2-0-0-4; Allen 3-3-4-6-10. **TOTALS: 20-48 18-29 61.**

WASHBURN (85): Lamar 5-9-0-0-15; Rogers 4-9-0-0-10; Huggis 1-3-0-0-2; Ellington 3-6-0-0-8; Dickerson 1-3-0-0-2; Sparks 1-1-2-4-4; Smith 1-4-0-0-3; Alexander 5-10-1-2-13; Hulbert 3-3-1-2-7; Hiebert 1-3-2-2-4; Berlin 3-4-0-0-6; Daniels 5-5-8-9; Harrison 1-1-0-0-2; Duermeier 0-1-0-0-0. **TOTALS: 31-62 11-18 85.**

HALFTIME: WU 37, WSC 29. **THREE-POINT FGs:** WSC 3-13 (Dunbar 1-3, Clark 2-7, Kuzak 0-2, Patterson 0-1); WU 12-29 (Lamar 5-9, Rogers 2-5, Huggis 0-1, Ellington 2-4, Dickerson 0-1, Smith 1-3, Alexander 2-6). **REBOUNDS:** WSC 36 (Moore 7); WU 34 (Berlin 10). **ASSISTS:** WSC 13 (Whitfield 3); WU 25 (Alexander 4). **TURNOVERS:** WSC 24 (Dunbar 7); WU 19 (Daniels 5). **FOULS:** WSC 18; WU 20. **FOULED OUT:** None. **TECHNICALS:** None. **ATTENDANCE:** 1,275.

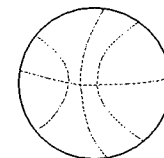


GAME NO. 7
Dec. 21, 1991
WIBW Holiday Tournament
Washburn 101 (7-0), Fort Hays State 85

FORT HAYS STATE (85): Willey 3-5-4-6-10; Garrett 5-8-2-4-12; Carson 1-3-0-0-2; Sawyer 1-6-1-3-4; Evans 8-17-11-12-30; Levy-Mayer 1-1-0-0-3; Basemore 3-7-2-4-8; Drewes 0-1-0-0-0; Johnson 0-0-2-2-2; Benjamin 1-3-0-0-2; Hudson 5-6-1-2-12. **TOTALS: 28-57 23-33 85.**

WASHBURN (101): Lamar 1-4-2-2-4; Rogers 5-7-1-2-14; Duermeier 0-0-0-0-0; Huggis 0-0-0-0-0; Ellington 3-4-2-2-9; Dickerson 1-1-4-5-7; Smith 0-0-0-0-0; Alexander 2-5-5-6-10; Hulbert 4-8-4-6-12; Hiebert 4-5-5-6-13; Singleton 4-8-2-4-10; Berlin 1-3-2-2-4; Johnson 1-1-0-1-3; Harrison 1-1-0-0-2; Daniels 5-6-3-4-13. **TOTALS: 32-53 30-40 101.**

HALFTIME: WU 53, FHSU 22. **THREE-POINT FGs:** FHSU 6-18 (Carson 0-2, Sawyer 1-6, Evans 3-7, Levy-Mayer 1-1, Drewes 0-1, Hudson 1-1); WU 7-15 (Lamar 0-3, Rogers 3-4, Ellington 1-1, Dickerson 1-1, Alexander 1-3, Singleton 0-2, Johnson 1-1). **REBOUNDS:** FHSU 23 (Willey 4); WU 37 (Hulbert, Berlin 5). **ASSISTS:** FHSU 17 (Willey, Sawyer 6); WU 22 (Alexander 7). **TURNOVERS:** FHSU 11 (Carson 3); WU 15 (Lamar, Dickerson, Hulbert, Singleton, Johnson 2). **FOULS:** FHSU 27; WU 27. **FOULED OUT:** FHSU (Basemore); WU (None). **TECHNICALS:** None. **ATTENDANCE:** 1,725.

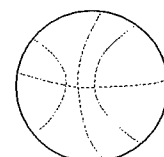


GAME NO. 8
Jan. 3, 1992, Miami Shores, FL
Barry New Year's Classic
Washburn 94 (8-0), East Stroudsburg 86

WASHBURN (94): Lamar 5-9-2-2-16; Rogers 1-5-7-8-9; Ellington 1-1-2-2-4; Dickerson 0-0-0-0-0; Smith 1-2-1-2-3; Alexander 1-4-3-4-6; Hulbert 6-10-7-12-19; Hiebert 3-5-5-5-11; Singleton 3-7-0-0-7; Berlin 0-0-0-2-0; Johnson 6-7-1-3-13; Daniels 3-11-0-2-6. **TOTALS: 30-61 28-42 94.**

EAST STROUDSBURG (86): Alston 5-15-2-2-15; E. White 4-4-0-0-8; Macko 0-0-1-0; Morgan 1-3-0-0-2; Brooks 5-18-10-12-21; Murdock 2-3-1-2-5; Cunningham 0-1-2-2-2; L. White 3-3-7-9-13; Williams 2-4-0-1-4; Smith 3-3-5-7-11; Painton 2-2-1-2-5. **TOTALS: 27-56 28-38 86.**

HALFTIME: ESU 47, WU 45. **THREE-POINT FGs:** WU 6-16 (Lamar 4-7, Rogers 0-4, Alexander 1-4, Singleton 1-1); ESU 4-21 (Alston 3-10, Morgan 0-1, Brooks 1-10). **REBOUNDS:** WU 45 (Hiebert 14); ESU 28 (L. White 7). **ASSISTS:** WU 24 (Rogers, Ellington 6); ESU 16 (Murdock 6). **TURNOVERS:** WU 21 (Hiebert 4); ESU 19 (Brooks 4). **FOULS:** WU 30; ESU 30. **FOULED OUT:** WU (Hiebert); ESU (Murdock). **TECHNICALS:** ESU (bench).

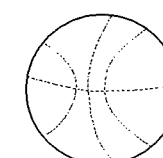


GAME NO. 9
Jan. 4, 1992, Miami Shores, FL
Barry New Year's Classic
Washburn 89 (9-0), Barry 68

WASHBURN (89): Lamar 7-14-3-5-23; Rogers 4-8-0-0-11; Ellington 7-11-3-3-17; Dickerson 0-2-0-0-0; Smith 2-4-2-2-6; Alexander 2-7-0-0-4; Hulbert 2-4-2-4-6; Hiebert 0-2-2-2-2; Singleton 1-3-0-0-2; Berlin 2-2-0-0-4; Johnson 1-6-4-7-6; Daniels 4-8-0-1-8. **TOTALS: 32-71 16-24 89.**

BARRY (68): Williams 3-11-0-0-7; Anderson 5-13-5-6-15; Fonseca 0-1-2-2-2; Jean 0-1-1-2-1; Hicks 7-15-1-3-16; Acord 3-7-1-1-7; Juriga 1-1-0-0-2; Carter 0-0-0-0-0; Armesito 1-1-0-0-3; Wright 0-1-0-0-0; Latham 4-9-0-1-8; Gomez 1-4-2-2-4; Scott 1-3-1-2-3. **TOTALS: 26-67 13-19 68.**

HALFTIME: WU 44, BU 22. **THREE-POINT FGs:** BU 9-21 (Lamar 6-12, Rogers 3-5, Ellington 0-1, Dickerson 0-1, Alexander 0-2); WU 3-17 (Williams 1-6, Hicks 1-6, Acord 0-2, Armesito 1-1, Gomez 0-2). **REBOUNDS:** WU 46 (Johnson 9); BU 41 (Latham 12). **ASSISTS:** WU 20 (Hiebert 4); BU 13 (Scott 5). **TURNOVERS:** WU 18 (Daniels 4); BU 24 (Anderson 5). **FOULS:** WU 20; BU 20. **FOULED OUT:** None. **TECHNICALS:** BU (bench). **ATTENDANCE:** 587.

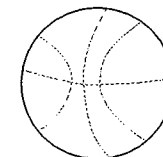


GAME NO. 10
Jan. 8, 1992
Washburn 79 (10-0, 1-0),
Northwest Missouri 69

NORTHWEST MISSOURI (69): Shelvin 0-6-3-4-3; Jackson 0-3-3-6-3; Simon 0-1-0-0-0; C. Johnson 2-10-2-2-6; Wrenn 2-3-0-2-4; Brown 5-7-2-2-12; Szlanda 1-3-0-0-2; Deahl 6-7-9-13-21; Harrell 4-8-5-7-13; Turner 1-1-0-0-2; Harris 1-1-1-1-3. **TOTALS: 22-50 25-37 69.**

WASHBURN (79): Lamar 2-7-2-2-8; Rogers 4-10-1-2-12; Ellington 2-4-1-2-6; Dickerson 0-1-0-0-0; Smith 0-0-0-0-0; Alexander 3-6-2-2-9; Hulbert 3-5-5-9-11; Hiebert 1-3-5-6-7; Singleton 3-8-6-6-13; Johnson 2-5-1-2-5; Daniels 4-8-0-2-8. **TOTALS: 24-57 23-33 79.**

HALFTIME: WU 34, NW 33. **THREE-POINT FGs:** NW 0-9 (Shelvin 0-3, Simon 0-1, Johnson 0-5); WU 8-19 (Lamar 2-6, Rogers 3-6, Ellington 1-2, Alexander 1-4, Singleton 1-1). **REBOUNDS:** NW 38 (Deahl 10); WU 38 (Daniels 7). **ASSISTS:** NW 16 (C. Johnson 5); WU 20 (Hulbert 7). **TURNOVERS:** NW 17 (Deahl 5); WU 16 (Hulbert 3). **FOULS:** NW 26; WU 27. **FOULED OUT:** NW (Harrell); WU (None). **TECHNICALS:** None. **ATTENDANCE:** 1,922.

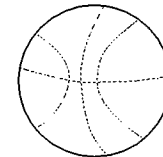


GAME NO. 11
Jan. 11, 1992, Bolivar, MO
Washburn 103 (11-0, 2-0),
Southwest Baptist 77

WASHBURN (103): Lamar 10-13-0-0-28; Rogers 4-10-0-0-10; Ellington 4-5-0-0-8; Dickerson 0-1-1-4-1; Sparks 0-0-0-0-0; Smith 4-6-2-2-10; Alexander 7-9-0-0-18; Hulbert 2-5-1-1-5; Hiebert 1-3-0-0-2; Singleton 1-3-3-3-5; Berlin 0-1-0-1-0; Johnson 1-2-2-2-4; Daniels 6-10-0-0-12. **TOTALS: 40-68 14-22 103.**

SOUTHWEST BAPTIST (77): Battle 2-10-2-2-8; McClain 0-1-0-0-0; Blevins 0-11-2-1; Banner 2-2-0-1-5; Johnson 0-0-0-0-0; Crowe 0-3-0-0-0; Hart 2-3-2-2-6; Bauer 2-5-0-0-4; Stanley 11-14-14-15-36; Sooter 1-3-0-3-3; Warner 4-7-0-0-9; Hogue 1-4-3-5-5. **TOTALS: 25-53 22-30 77.**

HALFTIME: WU 54, SBU 30. **THREE-POINT FGs:** WU 14-22 (Lamar 8-11, Rogers 2-4, Dickerson 0-1, Alexander 4-5, Singleton 0-1); SBU 5-9 (Battle 2-4, Blevins 0-1, Banner 1-1, Sooter 1-2, Warner 1-1). **REBOUNDS:** WU 38 (Hiebert 5); SBU 26 (Hogue 5). **ASSISTS:** WU 18 (Hulbert 5); SBU 18 (Battle 6). **TURNOVERS:** WU 11 (Ellington, Singleton, Berlin 2); SBU 19 (Battle, Hogue 4). **FOULS:** WU 24; SBU 14. **FOULED OUT:** WU (None); SBU (Warner). **TECHNICALS:** WU (Johnson). **ATTENDANCE:** 2,026.

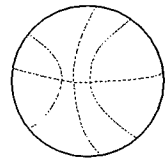


GAME NO. 12
Jan. 15, 1992, Topeka, KS
Washburn 91 (12-0, 3-0),
Central Missouri 78

CENTRAL MISSOURI (78): Johnson 4-9-2-3-11; Noland 1-2-1-1-3; Schufford 6-16-0-2-15; Morgan 6-15-3-4-17; Martin 4-10-3-4-11; Stanfill 0-1-0-4-0; Phillips 2-4-7-8-11; Thomas 4-9-0-3-8; White 1-1-0-0-2; Brown 0-0-0-0-0. **TOTALS: 28-67 16-29 78.**

WASHBURN (91): Lamar 1-8-0-0-3; Rogers 2-2-3-6-9; Huggis 0-0-0-0-0; Sparks 0-0-0-0-0; Ellington 3-6-3-4-10; Dickerson 1-3-0-0-3; Alexander 4-7-0-1-11; Hulbert 2-4-3-4-7; Hiebert 3-7-6-7-12; Singleton 10-12-3-7-23; Johnson 5-8-0-3-10; Daniels 1-6-1-3-3; Harrison 0-0-0-0-0; Duermeier 0-0-0-0-0. **TOTALS: 32-63 19-35 91.**

HALFTIME: WU 40, CMSU 37. **THREE-POINT FGs:** CMSU 6-21 (Johnson 1-3, Noland 0-1, Schufford 3-8, Morgan 2-8, Martin 0-1); WU 8-17 (Lamar 1-6, Rogers 2-2, Ellington 1-1, Dickerson 1-2, Alexander 3-4, Hiebert 0-1, Singleton 0-1). **REBOUNDS:** CMSU 35 (Thomas 8); WU 50 (Singleton 10). **ASSISTS:** CMSU 12 (Morgan 6); WU 21 (Rogers, Hiebert 5). **TURNOVERS:** CMSU 18 (Schufford, Martin, Phillips, Thomas 3); WU 19 (Hulbert 4). **FOULS:** CMSU 27; WU 25. **FOULED OUT:** SBU (None); WU (Alexander). **TECHNICALS:** None. **ATTENDANCE:** 2,405.

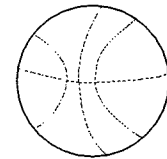


GAME NO. 13
Jan. 18, 1992, Pittsburg, KS
Pittsburg State 72,
Washburn 71 (12-1, 3-1)

WASHBURN (71): Hulbert 2-5 0-0 4; Hiebert 2-2 0-0 4; Singleton 10-16 1-3 21; Rogers 1-4 0-0 3; Alexander 1-4 0-1 2; Lamar 2-5 0-0 6; Ellington 3-3 1-2 8; Dickerson 1-1 0-0 2; Smith 0-0 0-0 0; Johnson 3-5 2-4 8; Daniels 5-7 3-4 13. TOTALS: 30-52 7-14 71.

PITTSBURG STATE (72): Muhammad 3-9 2-3 8; Kelly 6-13 4-4 17; Wade 3-5 0-0 6; Johnson 3-3 0-0 8; Jacques 7-10 5-5 20; Sherrrel 3-6 0-0 9; Cook 0-0 4-4 4; Cooper 0-2 0-0 0; Cureton 0-2 0-0 0. TOTALS: 25-56 15-16 72.

HALFTIME: PSU 38, WU 36. THREE-POINT FGs: WU 4-10 (Hulbert 0-1, Rogers 1-3, Alexander 0-1, Lamar 2-4, Ellington 1-1); PSU 7-16 (Kelly 1-4, Johnson 2-4, Jacques 1-3, Sherrrel 3-5). REBOUNDS: WU 29 (Rogers 5); PSU 30 (Wade 9). ASSISTS: WU 8 (Hulbert, Ellington, Lamar 2); PSU 12 (Johnson 4). TURNOVERS: WU 15 (Rogers 3); PSU 12 (Wade, Jacques 3). FOULS: WU 19; PSU 20. FOULED OUT: WU (None); PSU (Cureton). TECHNICALS: None. ATTENDANCE: 4,800.

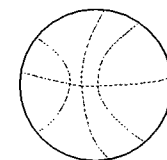


GAME NO. 14
Jan. 22, 1992
Washburn 89 (13-1, 4-1), Emporia State 83

WASHBURN (89): Rogers 1-8 2-2 5; Alexander 5-9 2-2 13; Hulbert 2-5 2-5 6; Hiebert 0-1 0-0 0; Singleton 9-20 1-3 19; Daniels 5-7 5-7 15; Ellington 2-5 3-4 7; Dickerson 1-2 0-0 3; Johnson 2-5 3-4 7; Lamar 5-9 0-0 14; Berlin 0-1 0-0 0; Smith 0-0 0-0 0. TOTALS: 32-72 18-27 89.

EMPORIA STATE (83): Stiede 1-2 2-2 4; McCallop 4-10 7-17; Williams 5-19 6-10 18; Henry 1-3 0-0 2; Uphoff 10-16 1-5 21; Pulliam 3-4 0-0 8; Hulle 1-1 2-2 4; Baumgardner 1-2 0-1 3; Robinson 3-5 0-0 6; Vaupell 0-0 0-0 0; McDaniel 0-0 0-0 0. TOTALS: 29-62 18-27 83.

HALFTIME: WU 50, ESU 34. THREE-POINT FGs: WU 7-20 (Rogers 1-7, Alexander 1-3, Ellington 0-2, Dickerson 1-2, Lamar 4-6); ESU 7-22 (McCallop 2-6, Williams 2-10, Pulliam 2-3, Baumgardner 1-1, Robinson 0-2). REBOUNDS: WU 49 (Singleton 7); ESU 35 (Uphoff 11). ASSISTS: WU 18 (Hulbert 4); ESU 13 (Uphoff 5). TURNOVERS: WU 12 (Hulbert, Singleton 3); ESU 15 (Uphoff 4). FOULS: WU 22; ESU 18. FOULED OUT: WU (None); ESU (Uphoff). TECHNICALS: WU (Johnson). ATTENDANCE: 3,700.

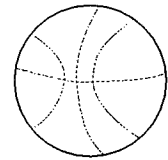


GAME NO. 15
Jan. 25, 1992, Topeka, KS
Washburn 95 (14-1, 5-1),
Missouri Western 83

MISSOURI WESTERN (83): Benney 0-0 0-0 0; Goodwin 3-12 9-11 15; McCaw 3-4 2-2 9; Brown 0-0 0-0 0; Bradley 4-7 3-4 11; Jupiter 1-2 1-2 3; Young 3-3 1-1 7; Wright 1-1 0-0 2; Smith 0-0 0-1 0; Kirkhom 9-21 15-18 36. TOTALS: 24-50 31-39 83.

WASHBURN (95): Lamar 7-11 2-2 20; Rogers 3-7 4-4 12; Ellington 2-6 2-2 6; Dickerson 0-0 0-0 0; Alexander 3-7 4-4 12; Hulbert 4-6 4-4 12; Hiebert 1-2 7-8 9; Singleton 4-6 2-6 10; Johnson 4-5 3-7 11; Daniels 1-4 1-2 3. TOTALS: 29-54 29-39 95.

HALFTIME: WU 39, MWSC 35. THREE-POINT FGs: MWSC 4-12 (Goodwin 0-1, McCaw 1-1, Jupiter 0-1, Kirkhom 3-9); WU 8-18 (Lamar 4-8, Rogers 2-4, Alexander 2-5, Singleton 0-1). REBOUNDS: MWSC 22 (Bradley 6); WU 37 (Johnson 7). ASSISTS: MWSC 10 (Bradley 4); WU 18 (Lamar, Rogers, Ellington 3). TURNOVERS: MWSC 18 (Kirkhom 5); WU 16 (Rogers 4). FOULS: MWSC 31; WU 29. FOULED OUT: MWSC (Brown, Kirkhom); WU (Alexander). TECHNICALS: WU (Rogers). ATTENDANCE: 3,236.

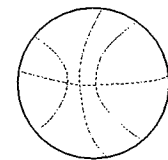


GAME NO. 16
Jan. 27, 1992, Topeka, KS
Washburn 84 (15-1), Fort Hays State 60

FORT HAYS STATE (60): Willey 2-5 0-0 6; Garrett 2-4 1-4 5; Carson 0-2 0-0 0; Sawyer 0-1 0-0 0; Evans 3-10 0-2 7; Basemore 7-11 5-8 19; Drewes 0-0 2-4 2; Benjamin 3-3 0-0 6; Hudson 2-7 11-13 15. TOTALS: 19-43 19-31 60.

WASHBURN (84): Lamar 7-10 2-2 20; Rogers 0-2 0-0 0; Huggish 0-2 0-0 0; Sparks 1-3 0-0 2; Ellington 4-8 0-1 8; Dickerson 1-1 1-1 3; Smith 0-1 0-0 0; Alexander 5-8 0-0 14; Hulbert 1-2 1-2 3; Hiebert 2-4 2-2 6; Singleton 1-3 1-3 3; Berlin 0-0 2-2 2; Johnson 7-11 0-0 14; Daniels 3-7 1-8 7; Harrison 1-1 0-0 2; Duermeier 0-1 0-0 0. TOTALS: 33-64 10-21 84.

HALFTIME: WU 40, FHSU 28. THREE-POINT FGs: FHSU 3-7 (Willey 2-4, Evans 1-2, Hudson 0-1); WU 8-17 (Lamar 4-7, Rogers 0-1, Huggish 0-1, Ellington 0-1; Alexander 4-6, Singleton 0-1). REBOUNDS: FHSU 35 (Basemore 9); WU 36 (Daniels 5). ASSISTS: FHSU 12 (Evans 4); WU 20 (Hulbert 5). TURNOVERS: FHSU 28 (Evans, Hudson 5); WU 20 (Dickerson 5). FOULS: FHSU 21; WU 22. FOULED OUT: FHSU (Benjamin); WU (None). TECHNICALS: None. ATTENDANCE: 2,288.

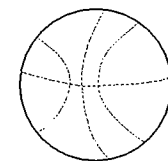


GAME NO. 17
Jan. 29, 1992, Maryville, MO
Washburn 80 (16-1, 6-1),
Northwest Missouri 70

WASHBURN (80): Lamar 3-9 2-2 11; Rogers 1-7 4-4 6; Ellington 2-4 3-4 8; Dickerson 0-0 0-0 0; Smith 1-1 0-0 2; Alexander 3-8 2-2 8; Hulbert 0-2 2-4 2; Hiebert 2-3 6-6 11; Singleton 7-9 2-3 16; Berlin 1-2 0-0 2; Johnson 1-1 0-3 2; Daniels 4-5 4-8 12. TOTALS: 25-51 25-36 80.

NORTHWEST MISSOURI (70): Shelvin 3-11 0-0 7; Jackson 0-2 0-0 0; Simon 2-5 0-0 5; C. Johnson 4-12 2-2 11; Wrenn 3-4 0-0 6; Brown 2-5 0-1 5; Szlanda 0-2 4-2 4; Harrell 7-9 7-12 21; Turner 1-1 0-0 3; Harris 4-4 2-2 10. TOTALS: 26-53 13-21 70.

HALFTIME: WU 44, NW 29. THREE-POINT FGs: WU 5-18 (Lamar 3-9, Rogers 0-5; Ellington 1-1, Alexander 0-2, Hiebert 1-1); NW 5-13 (Shelvin 1-4, Simon 1-3, C. Johnson 1-3, Brown 1-2, Turner 1-1). REBOUNDS: WU 35 (Hulbert 7); NW 27 (Harrell 9). ASSISTS: WU 12 (Hiebert 3); NW 13 (C. Johnson 4). TURNOVERS: WU 18 (Berlin 5); NW 19 (Shelvin 5). FOULS: WU 18; NW 26. FOULED OUT: WU (None); NW (Shelvin, C. Johnson, Brown). TECHNICALS: NW (Brown). ATTENDANCE: 3,000.

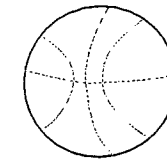


GAME NO. 18
Feb. 1, 1992, Kirksville, MO
Northeast Missouri 82,
Washburn 79 (16-2, 6-2)

WASHBURN (79): Lamar 5-11 1-2 15; Rogers 2-5 0-2 6; Ellington 0-1 0-0 0; Dickerson 1-1 2-2 4; Smith 0-0 0-0 0; Alexander 3-5 3-3 12; Hulbert 5-9 3-6 13; Hiebert 2-5 5-6 10; Singleton 2-8 1-4 5; Johnson 1-4 2-6 4; Daniels 5-6 0-0 10. TOTALS: 26-55 17-31 79.

NORTHEAST MISSOURI (82): Brock 1-2 2-2 5; Matthews 6-8 3-5 17; Clements 5-6 1-3 11; Linnemeyer 0-2 0-0 0; Lewis 3-4 1-2 7; Snelling 0-0 0-0 0; Rigsbee 5-8 0-1 10; Reid 4-10 7-10 17; McCubbin 0-0 0-0 0; Printy 5-6 1-4 15. TOTALS: 29-46 15-27 82.

HALFTIME: NE 49, WU 42. THREE-POINT FGs: WU 10-19 (Lamar 4-9, Rogers 2-4, Alexander 3-4, Hiebert 1-2); NE 9-15 (Brock 1-1, Matthews 2-2, Clements 0-1, Reid 2-6, Printy 4-5). REBOUNDS: WU 29 (Hiebert 8); NE 32 (Matthews, Clements 7). ASSISTS: WU 13 (Ellington, Hulbert 3); NE 22 (Matthews 9). TURNOVERS: WU 13 (Daniels 3); NE 20 (Brock 7). FOULS: WU 21; NE 25. FOULED OUT: WU (Hulbert); NE (Rigsbee). TECHNICALS: WU (Dickerson). ATTENDANCE: 2,600.

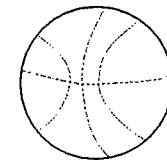


GAME NO. 19
Feb. 5, 1992, Warrensburg, MO
Washburn 85 (17-2, 7-2),
Central Missouri 66

WASHBURN (85): Alexander 1-4 0-0 3; Hiebert 2-7 1-2 5; Singleton 2-3 2-2 6; Rogers 1-5 0-2 2; Hulbert 3-4 5-9 11; Lamar 11-15 5-6 34; Daniels 2-8 1-2 5; Ellington 3-5 0-2 6; Johnson 5-12 0-4 10; Dickerson 0-0 0-0 0; Smith 1-3 1-1 3; Berlin 0-0 0-0 0. TOTALS: 31-66 15-30 85.

CENTRAL MISSOURI (66): Schufford 1-5 4-5 6; Phillips 6-10 4-4 16; Thomas 4-8 0-0 8; Morgan 3-6 2-2 10; Noland 2-6 0-1 5; Stanfill 3-9 2-4 8; White 2-2 0-0 4; Johnson 0-1 0-0 0; Lane 3-6 1-2 9; Brown 0-0 0-0 0. TOTALS: 24-53 13-18 66.

HALFTIME: WU 43, CMSU 32. THREE-POINT FGs: WU 8-18 (Alexander 1-2, Hiebert 0-1, Rogers 0-2, Lamar 7-11, Johnson 0-1, Smith 0-1); CMSU 5-13 (Schufford 0-3, Thomas 0-1, Morgan 2-4, Noland 1-3, Lane 2-2). REBOUNDS: WU 44 (Hulbert, Lamar 8); CMSU 34 (White 10). ASSISTS: WU 20 (Ellington 7); CMSU 13 (Schufford 4). TURNOVERS: WU 13 (Ellington 3); CMSU 18 (Thomas 4). FOULS: WU 21; CMSU 26. FOULED OUT: WU (None); CMSU (Phillips, White). TECHNICALS: None. ATTENDANCE: 1,500.

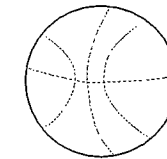


GAME NO. 20
Feb. 8, 1992, Topeka, KS
Washburn 99 (18-2, 8-2),
Missouri-Rolla 86

MISSOURI-ROLLA (86): Jolly 11-24 11-14 38; Jackson 3-10 1-1 7; Parmeley 1-1 2-2 5; Harton 1-5 2-2 4; Kearbey 3-3 0-0 6; Dawson 3-8 2-4 9; Smith 0-0 0-0 0; Huecker 0-2 0-0 0; Sinner 1-3 2-3 4; Brown 6-8 1-2 13. TOTALS: 29-64 21-28 86.

WASHBURN (99): Lamar 6-15 3-4 19; Rogers 3-7 0-0 6; Huggish 0-0 0-0 0; Sparks 0-0 0-0 0; Ellington 6-8 3-4 15; Dickerson 0-2 0-0 0; Smith 2-3 0-0 4; Alexander 4-8 2-2 10; Hulbert 2-6 8-11 12; Hiebert 1-3 8-10 10; Singleton 1-5 1-2 3; Berlin 1-2 0-2 2; Johnson 2-14 8-12 12; Daniels 3-4 0-0 6; Harrison 0-1 0-0 0; Duermeier 0-0 0-0 0. TOTALS: 31-78 33-47 99.

HALFTIME: WU 45, UMR 36. THREE-POINT FGs: UMR 7-25 (Jolly 5-12, Jackson 0-3, Parmeley 1-1, Harton 0-2, Dawson 1-5, Huecker 0-1, Sinner 0-1); WU 4-16 (Lamar 4-12, Rogers 0-1, Ellington 0-1, Alexander 0-2). REBOUNDS: UMR 36 (Dawson 11); WU 56 (Hulbert 12). ASSISTS: UMR 13 (Dawson 4); WU 17 (Hulbert 5). TURNOVERS: UMR 11 (Jackson 4); WU 8 (Ellington 3). FOULS: UMR 32; WU 25. FOULED OUT: UMR (Dawson, Huecker, Sinner, Brown); WU (None). TECHNICALS: UMR (Martin). ATTENDANCE: 3,064.

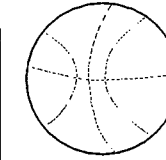


GAME NO. 21
Feb. 10, 1992, Kansas City, MO
Washburn 95 (19-2), Rockhurst 67

WASHBURN (95): Lamar 6-11 3-3 19; Rogers 4-8 0-0 8; Ellington 4-6 3-6 12; Dickerson 2-2 0-0 4; Smith 1-2 0-1 2; Alexander 4-7 1-1 11; Hulbert 5-8 5-7 15; Hiebert 1-1 0-0 2; Berlin 0-1 2-2 2; Johnson 0-3 1-2 1; Daniels 4-5 0-0 8; Singleton 4-6 3-3 11. TOTALS: 35-60 18-25 95.

ROCKHURST (67): Anderson 3-5 0-0 7; Morsovillo 0-0 4-7 4; Herrmann 0-0 0-0 0; Peabody 4-9 0-0 9; Brickner 4-9 7-9 16; Hernandez 1-4 0-0 2; Teepe 4-7-2 10; Howard 0-0 1-4 1; Verhulst 3-9 0-0 6; Laws 3-11 6-9 12. TOTALS: 22-54 20-31 67.

HALFTIME: WU 40, RC 23. THREE-POINT FGs: WU 7-16 (Lamar 4-8, Rogers 0-2, Ellington 1-1, Smith 0-1, Alexander 2-4); RC 3-9 (Anderson 1-2, Peabody 1-3, Brickner 1-2, Hernandez 0-1, Laws 0-1). REBOUNDS: WU 30 (Daniels, Singleton 4); RC 36 (Laws 7). ASSISTS: WU 16 (Lamar 5); RC 39 (Brickner 3). TURNOVERS: WU 18 (Hiebert, Daniels 3); RC 17 (Hernandez 4). FOULS: WU 24; RC 22. FOULED OUT: WU (None); RC (Verhulst). TECHNICALS: None. ATTENDANCE: 380.

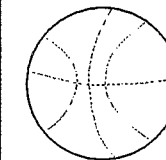


GAME NO. 22
Feb. 12, 1992, Topeka, KS
Emporia State 57,
Washburn 54 (19-3, 8-3)

EMPORIA STATE (57): Baumgardner 2-5 3-4 7; Stiede 3-6 0-1 6; McCallop 6-6 3-4 15; Pulliam 0-0 0-0 0; Robinson 0-1 0-0 0; Holle 0-0 0-0 0; Williams 6-11 3-6 16; Uphoff 5-6 3-8 13. TOTALS: 22-35 12-23 57.

WASHBURN (54): Lamar 4-13 3-5 13; Rogers 4-10 0-0 12; Ellington 0-3 0-0 0; Dickerson 0-1 0-0 0; Smith 0-0 0-0 0; Alexander 1-3 0-0 3; Hulbert 0-4 2-2 2; Hiebert 0-3 0-0 0; Singleton 5-8 1-3 11; Johnson 5-7 0-0 10; Daniels 1-2 1-2 3. TOTALS: 20-54 7-12 54.

HALFTIME: WU 26, ESU 25. THREE-POINT FGs: ESU 1-5 (Baumgardner 0-2, Williams 1-3); WU 7-21 (Lamar 2-8, Rogers 4-8, Ellington 0-1, Alexander 1-3, Singleton 0-1). REBOUNDS: ESU 30 (Uphoff 9); WU 25 (Hulbert 8). ASSISTS: ESU 15 (Uphoff 5); WU (Lamar, Alexander 3). TURNOVERS: ESU 20 (McCallop 5); WU 14 (Lamar, Ellington, Daniels 3). FOULS: ESU 15; WU 18. FOULED OUT: None. TECHNICALS: WU (Chipman). ATTENDANCE: 2,353.

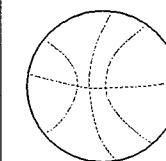


GAME NO. 23
Feb. 15, 1992, St. Joseph, MO
Missouri Western 92,
Washburn 78 (19-4, 8-4)

WASHBURN (78): Rogers 2-4 0-0 5; Alexander 1-3 0-0 2; Hulbert 3-5 2-3 8; Singleton 4-9 4-4 12; Johnson 5-8 3-6 13; Lamar 4-15 0-0 10; Ellington 4-7 3-5 11; Daniels 4-4 1-3 9; Hiebert 0-0 1-2 1; Dickerson 1-2 2-2 4; Smith 1-2 1-2 3. TOTALS: 29-59 17-27 78.

MISSOURI WESTERN (92): McCaw 5-7 8-10 18; Bradley 3-5 5-6 11; Jupiter 2-7 2-8; Young 3-3 2-2 8; Kirkhom 6-14 3-4 15; Wright 4-6 4-4 12; Goodwin 0-1 0-0 0; Smith 1-1 0-0 2; Brown 2-5 0-1 5; Kuta 4-7 2-2 13. TOTALS: 30-56 26-31 92.

HALFTIME: MWSC 42, WU 28. THREE-POINT FGs: WU 3-8 (Rogers 1-1, Lamar 2-7); MWSC 6-15 (Jupiter 2-4, Kirkhom 0-4, Goodwin 0-1, Brown 1-2, Kuta 3-4). REBOUNDS: WU 39 (Hulbert, Singleton 8); MWSC 25 (Kirkhom, Wright 5). ASSISTS: WU 15 (Hulbert, Singleton, Johnson 3); MWSC 16 (McCaw 7). TURNOVERS: WU 24 (Singleton, Daniels 4); MWSC 18 (Kirkhom 5). FOULS: WU 25; MWSC 23. FOULED OUT: None. TECHNICALS: None. ATTENDANCE: 3,650.

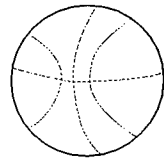


GAME NO. 24
Feb. 20, 1992, Topeka, KS
Washburn 91 (20-4, 9-4),
Northeast Missouri 62

NORTHEAST MISSOURI (62): Brock 0-20 0-0 0; Matthews 3-8 3-5 9; Clements 1-3 1-2 4; Linnemeyer 1-2 5-6 8; Printy 6-11 3-4 19; Kjellsen 0-0 0-0 0; Lewis 1-4 0-0 2; Snelling 0-2 0-0 0; Rigsbee 2-5 2-2 6; Reid 5-12 0-0 12; McCubbin 1-3 0-0 2; Eckholm 0-0 0-0 0. TOTALS: 20-52 14-19 62.

WASHBURN (91): Lamar 7-15 0-0 20; Rogers 0-2 0-0 0; Huggish 0-0 0-0 0; Sparks 0-0 1-2 1; Ellington 2-2 4-9 8; Dickerson 1-2 0-0 2; Smith 1-3 0-0 2; Alexander 1-5 1-4 4; Hulbert 4-5 3-4 11; Hiebert 1-2 2-2 5; Berlin 3-7 3-4 9; Johnson 4-12 2-5 10; Daniels 5-11 2-4 12; Harrison 0-0 0-0 0; Duermeier 2-2 1-2 7. TOTALS: 31-68 19-36 91.

HALFTIME: WU 37, NE 36. THREE-POINT FGs: NE 8-16 (Brock 0-1, Matthews 0-1, Clements 1-1, Linnemeyer 1-1, Printy 4-8, Snelling 0-1, Reid 2-3); WU 10-19 (Lamar 6-11, Rogers 0-2, Alexander 1-3, Hiebert 1-1, Duermeier 2-2). REBOUNDS: NE 32 (Printy, Reid 5); WU 49 (Berlin 8). ASSISTS: NE 10 (Brock, Matthews, Reid 2); WU 19 (Hulbert 6). TURNOVERS: NE 20 (Brock 5); WU 12 (Hulbert 3). FOULS: NE 24; WU 20. FOULED OUT: NE (Rigsbee); WU (None). TECHNICALS: None. ATTENDANCE: 1,375.

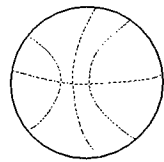


GAME NO. 25
Feb. 22, 1992, Topeka, KS
Washburn 64 (21-4, 10-4),
Missouri-St. Louis 60

MISSOURI-ST. LOUIS (60): Crawford 0-0 0-1 0; Kynard 6-11 2-2 15; Roder 0-4 0-0 0; Kincaid 3-4 0-1 8; Graskewicz 3-10 4-6 12; Oliver 6-10 0-0 13; Sneed 0-1 0-2 0; Morris 2-4 2-2 6; Moore 3-3 0-1 6. **TOTALS: 23-47 8-15 60.**

WASHBURN (64): Lamar 5-10 2-2 16; Rogers 0-2 0-0 0; Ellington 0-1 2-2 2; Dickerson 3-4 4-4 11; Alexander 0-3 1-2 1; Hulbert 3-3 2-4 8; Hiebert 0-1 0-0 0; Singleton 2-2 2-4 6; Berlin 2-2 2-3 6; Johnson 3-9 2-4 8; Daniels 2-7 2-4 6. **TOTALS: 20-44 19-29 64.**

HALFTIME: UMSL 34, WU 26. **THREE-POINT FGs:** UMSL 6-19 (Kynard 1-4, Roder 0-3, Kincaid 2-3, Graskewicz 2-7, Oliver 1-2); WU 5-15 (Lamar 4-8, Rogers 0-2, Ellington 0-1, Dickerson 1-2, Alexander 0-2). **REBOUNDS:** UMSL 28 (Kincaid 7); WU 29 (Hulbert 5). **ASSISTS:** UMSL 10 (Roder 5); WU 14 (Dickerson 3). **TURNOVERS:** UMSL 23 (Kynard 6); WU 21 (Lamar, Rogers, Singleton, Berlin 3). **FOULS:** UMSL 24; WU 20. **FOULED OUT:** UMSL (Moore); WU (None). **TECHNICALS:** None. **ATTENDANCE:** 2,381.

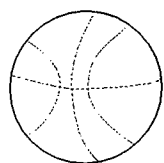


GAME NO. 26
Feb. 26, 1992, Jefferson City, MO
Washburn 100 (22-4, 11-4), Lincoln, 77

WASHBURN (100): Lamar 3-13 0-0 9; Rogers 6-11 0-0 16; Ellington 2-4 0-1 4; Dickerson 1-4 0-1 2; Smith 0-2 0-0 0; Alexander 6-9 2-2 17; Hulbert 1-2 4-4 6; Hiebert 2-4 3-3 8; Singleton 3-7 2-2 8; Berlin 3-3 4-4 10; Johnson 6-8 2-2 14; Daniels 3-7 0-0 6. **TOTALS: 36-74 17-19 100.**

LINCOLN (77): Allen 6-13 2-3 17; Crowder 7-12 2-3 16; Hughes 0-2 4-6 4; Mitchell 1-3 0-0 2; Parker 5-7 0-0 11; Pippen 1-2 0-0 2; Ray 5-5 0-0 11; Russell 1-2 1-4 3; Walker 2-6 1-4 5; Williams 1-3 2-5 4; Wise 1-2 0-0 2. **TOTALS: 30-57 12-25 77.**

HALFTIME: WU 41, LU 33. **THREE-POINT FGs:** WU 11-27 (Lamar 3-11, Rogers 4-6, Dickerson 0-2, Smith 0-1, Alexander 3-5, Hiebert 1-2); LU 5-8 (Allen 3-5, Parker 1-1, Ray 1-1, Walker 0-1). **REBOUNDS:** WU 42 (Daniels 5); LU 34 (Allen 9). **ASSISTS:** WU 13 (Ellington 3); LU 6 (Allen, Ray 2). **TURNOVERS:** WU 9 (Berlin 2); LU 14 (Walker 4). **FOULS:** WU 22; LU 17. **FOULED OUT:** WU (None); LU (Russell). **TECHNICALS:** WU.

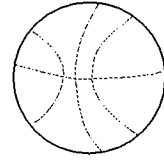


GAME NO. 27
Feb. 29, 1992, Topeka, KS
Washburn 95 (23-4, 12-4),
Missouri Southern 70

MISSOURI SOUTHERN (70): Joyner 3-5 2-4 9; Allen 3-5 0-0 8; Burrell 0-0-0 0; Hagel 2-2 0-0 5; Smith 2-5 0-1 5; Morris 1-1 0-0 2; McCullough 2-7 2-4 6; Williams 1-12 2-4; Hill 0-0-3 4-3; Simpson 7-13 4-8 18; Doman 0-1 0-0 0; Tucker 3-9 4-6 10. **TOTALS: 24-49 17-29 70.**

WASHBURN (95): Lamar 8-11 1-2 24; Rogers 2-5 2-3 7; Huggis 0-0 0-0 0; Sparks 0-0 0-0 0; Ellington 0-2 1-2 1; Dickerson 1-2 0-0 2; Smith 1-3 2-3 4; Alexander 2-5 0-0 4; Hulbert 5-8 7-8 17; Hiebert 0-0 0-0 0; Singleton 2-2 0-0 4; Berlin 1-2 0-0 2; Daniels 8-9 6-9 22; Johnson 2-9 2-2 6; Harrison 1-1 0-0 0; Duermeier 0-0 0-0 0. **TOTALS: 33-59 21-29 95.**

HALFTIME: WU 51, MSSC 26. **THREE-POINT FGs:** MSSC 5-13 (Joyner 1-2, Allen 2-4, Hagel 1-1, Smith 1-3, McCullough 0-3); WU 8-17 (Lamar 7-9, Rogers 1-4, Smith 0-1, Alexander 0-2, Hulbert 0-1). **REBOUNDS:** MSSC 32 (Simpson 7); WU 32 (Hulbert 9). **ASSISTS:** MSSC 10 (Joyner, Smith, McCullough 2); WU 19 (Lamar, Rogers, Hiebert, Johnson 3). **TURNOVERS:** MSSC 29 (Joyner, McCullough 8); WU 26 (Rogers 6). **FOULS:** MSSC 23; WU 24. **FOULED OUT:** None. **TECHNICALS:** None. **ATTENDANCE:** 2,536.

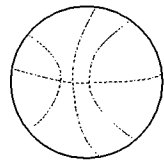


GAME NO. 28
March 3, 1992, Topeka, KS
MIAA Postseason Quarterfinals
Washburn 94 (24-4), Northwest Missouri 75

NORTHWEST MISSOURI (75): Shelvin 3-11 0-0 6; Jackson 1-3 2-2 4; Simon 2-3 0-0 5; C. Johnson 2-7 2-3 7; Wrenn 5-10 3-3 13; Brown 8-17 5-6 23; Szlanda 0-1 0-0 0; Deahl 1-2 3-5 5; Harrell 3-5 2-2 8; Turner 1-2 0-0 2; Harris 1-1 0-0 2. **TOTALS: 27-62 17-21 75.**

WASHBURN (94): Lamar 3-9 6-6 15; Rogers 4-6 1-2 11; Huggis 0-0 0-0 0; Sparks 1-1 0-2 2; Ellington 4-4 0-0 8; Dickerson 0-0 3-4 3; Smith 1-2 0-0 2; Alexander 2-5 1-2 6; Hulbert 4-5 4-5 12; Hiebert 0-1 3-4 3; Singleton 4-6 2-6 10; Berlin 0-0 2-2 2; Johnson 7-9 6-6 20; Daniels 0-2 0-2 0; Harrison 0-0 0-0 0. **TOTALS: 30-50 28-41 94.**

HALFTIME: WU 44, NW 36. **THREE-POINT FGs:** NW 4-20 (Shelvin 0-3, Jackson 0-1, Simon 1-2, C. Johnson 1-4, Brown 2-8, Szlanda 0-1, Turner 0-1); WU 6-16 (Lamar 3-9, Rogers 2-4, Alexander 1-2, Hiebert 0-1). **REBOUNDS:** NW 23 (Brown 7); WU 41 (Singleton 9). **ASSISTS:** NW 12 (Shelvin 5); WU 19 (Hiebert 5). **TURNOVERS:** NW 15 (Jackson 4); WU 20 (Daniels 4). **FOULS:** NW 30; WU 20. **FOULED OUT:** None. **TECHNICALS:** None. **ATTENDANCE:** 1,676.

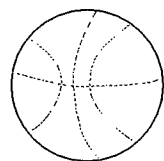


GAME NO. 29
March 5, 1992, Topeka, KS
MIAA Postseason Semifinals
Washburn 67 (25-4), Pittsburg State 54 (OT)

PITTSBURG STATE (54): Spoonhour 0-0 0-0 0; Sherrel 2-7 0-0 5; Johnson 2-10 1-3 7; Cook 2-4 1-2 5; Jacques 2-2 0-0 4; Wade 7-17 5-8 19; Cooper 0-1 0-0 0; Cureton 1-1 0-2 2; Muhammad 2-4 0-0 4; Kelly 3-9 0-0 8. **TOTALS: 21-55 7-15 54.**

WASHBURN (67): Lamar 1-5 0-0 2; Rogers 2-5 0-0 5; Ellington 0-1 0-0 0; Dickerson 2-3 0-0 4; Smith 1-1 0-0 2; Alexander 4-6 1-2 11; Hulbert 2-4 2-4 6; Hiebert 0-0 0-0 0; Singleton 3-8 0-1 6; Berlin 0-0 0-0 0; Johnson 5-10 6-8 16; Daniels 7-12 1-3 15; Harrison 0-0 0-0 0. **TOTALS: 27-55 10-18 67.**

HALFTIME: WU 21, PSU 20. **END OF REGULATION:** Tied at 52. **THREE-POINT FGs:** PSU 5-20 (Sherrel 1-5, Johnson 2-8, Wade 0-1, Kelly 2-6); WU 3-10 (Lamar 0-3, Rogers 1-4, Dickerson 0-1, Alexander 2-2). **REBOUNDS:** PSU 30 (Cook, Cureton 6); WU 42 (Daniels 9). **ASSISTS:** PSU 15 (Johnson 5); WU 15 (Hulbert 4). **TURNOVERS:** PSU 18 (Johnson, Jacques 4); WU 17 (Hiebert 5). **FOULS:** PSU 18; WU 15. **FOULED OUT:** None. **TECHNICALS:** None. **ATTENDANCE:** 1,683.

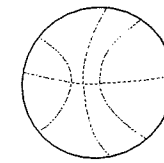


GAME NO. 30
March 7, 1992, Topeka, KS
MIAA Postseason Championship
Washburn 77 (26-4), Missouri Western 62

MISSOURI WESTERN (62): Kuta 2-3 0-0 4; Goodwin 4-7 1-2 11; McCaw 2-3 6-6 10; Brown 1-3 2-4 4; Bradley 2-4 0-0 4; Jupiter 1-3 0-0 2; Young 1-2 0-0 2; Wright 2-5 0-2 4; Smith 1-3 1-2 3; Kirkhom 5-17 6-8 18. **TOTALS: 21-50 16-24 62.**

WASHBURN (77): Lamar 1-10 0-0 3; Rogers 3-6 2-2 10; Ellington 3-6 1-3 7; Dickerson 1-3 2-2 4; Smith 0-2 0-0 0; Alexander 2-7 0-0 5; Hulbert 8-9 1-2 17; Hiebert 1-1 0-0 3; Singleton 2-2 1-2 5; Johnson 5-11 5-7 15; Daniels 3-10 2-2 8. **TOTALS: 29-67 14-20 77.**

HALFTIME: WU 36, MWSC 33. **THREE-POINT FGs:** MWSC 4-16 (Kuta 0-1, Goodwin 2-4, Jupiter 0-1, Kirkhom 2-10); WU 5-17 (Lamar 1-8, Rogers 2-4, Alexander 1-4, Hiebert 1-1). **REBOUNDS:** MWSC 37 (Bradley 11); WU 41 (Johnson 8). **ASSISTS:** MWSC 3 (Goodwin, Bradley, Jupiter 1); WU 7 (Hiebert 4). **TURNOVERS:** MWSC 24 (Kirkhom 6); WU 17 (Rogers 4). **FOULS:** MWSC 21; WU 23. **FOULED OUT:** MWSC (None); WU (Alexander). **TECHNICALS:** None. **ATTENDANCE:** 2,110.

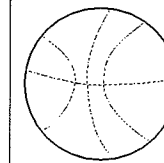


GAME NO. 31
March 13, 1992, Topeka, KS
NCAA Division II National Tournament
South Central Regional
Washburn 85 (27-4), Texas A&I 65

TEXAS A&I (65): Roher 2-13 2-2 7; Johnson 6-11 1-3 14; Days 6-7 2-5 14; Clemons 2-8 1-2 7; Jones 3-6 0-0 6; Shields 0-2 0-0 0; Hoffman 0-1 0-0 0; Staats 0-0 0-0 0; Robins 4-12 1-2 9; Robinson 0-1 0-1 0; Lee 2-8 1-1 5; Chargois 1-2 1-2 3. **TOTALS: 26-71 9-18 65.**

WASHBURN (85): Lamar 1-6 3-4 6; Rogers 1-5 3-4 6; Ellington 2-4 0-0 4; Dickerson 2-2 0-1 5; Sparks 1-1 1-2 3; Smith 2-4 0-0 4; Alexander 3-6 3-4 12; Hulbert 1-4 0-0 2; Hiebert 1-1 0-0 2; Singleton 7-7 2-4 16; Berlin 2-2 0-0 4; Johnson 5-10 1-4 11; Daniels 4-8 2-4 10; Harrison 0-1 0-0 0. **TOTALS: 32-61 15-27 85.**

HALFTIME: WU 38, A&I 25. **THREE-POINT FGs:** A&I 4-19 (Roher 1-10, Johnson 1-2, Clemons 2-4, Jones 0-1, Robins 0-1, Chargois 0-1); WU 6-13 (Lamar 1-5, Rogers 1-3, Dickerson 1-1, Alexander 3-4). **REBOUNDS:** A&I 34 (Days 6); WU 49 (Daniels 10). **ASSISTS:** A&I 9 (Roher, Johnson 3); WU 21 (Hulbert 6). **TURNOVERS:** A&I 15 (Days 4); WU 27 (Alexander 5). **FOULS:** A&I 25; WU 23. **FOULED OUT:** None. **TECHNICALS:** A&I (Roher). **ATTENDANCE:** 2,526.



GAME NO. 32
March 14, 1992, Topeka, KS
NCAA Division II National Tournament
South Central Regional
Central Oklahoma 132, Washburn 114 (27-5)

CENTRAL OKLAHOMA (132): Evans 7-17 6-7 24; Wright 11-22 3-4 27; Robinson 3-8 2-2 10; Shields 4-10 6-9 17; Tyler 2-5 3-4 8; Wilson 2-4 3-4 7; Gregoire 6-7 2-2 15; Rollman 0-0 0-2 0; Morris 6-8 5-10 17; Sanders 3-4 0-1 7. **TOTALS: 44-85 30-45 132.**

WASHBURN (114): Lamar 11-23 5-5 36; Rogers 0-5 0-0 0; Ellington 5-10 0-1 12; Dickerson 2-4 2-2 7; Smith 2-2 0-0 4; Alexander 3-10 1-2 9; Hulbert 5-5 4-5 14; Singleton 4-6 2-4 10; Berlin 0-0 0-0 0; Johnson 6-9 1-2 13; Daniels 3-5 3-3 9; Harrison 0-1 0-0 0. **TOTALS: 41-80 18-24 114.**

HALFTIME: UCO 68; WU 42. **THREE-POINT FGs:** UCO 14-32 (Evans 4-12; Wright 2-5; Robinson 2-3; Shields 3-6; Tyler 1-2; Gregoire 1-2; Sanders 1-2); WU 14-37 (Lamar 9-20, Rogers 0-3, Ellington 2-4, Dickerson 1-1, Alexander 2-8, Harrison 0-1). **REBOUNDS:** UCO 44 (Wright 14); WU 51 (Hulbert 12). **ASSISTS:** UCO 16 (Evans 7); WU 16 (Hulbert 6). **TURNOVERS:** UCO 17 (Gregoire 5); WU 32 (Daniels 10). **FOULS:** UCO 21; WU 29. **FOULED OUT:** UCO (None); WU (Lamar, Ellington, Alexander). **TECHNICALS:** WU (Ellington). **ATTENDANCE:** 2,876.

Award Winners

Bauersfeld Most Valuable Player
Reggie Hulbert Forward, SR

NBCA Second-Team All-Region
Maurice Lamar Guard, SR

First-Team All-Conference
Maurice Lamar Guard, SR

Second-Team All-Conference
Reggie Hulbert Forward, SR

MIAA Coach of the Year
Bob Chipman

MIAA Player of the Week
Maurice Lamar Week of Jan. 20-26
Maurice Lamar Week of Feb. 3-9

Athletics Director's Honor Roll
Scott Duermeier Fall, Spring
Lance Sparks Fall, Spring

Bauersfeld Player of the Week
Todd Alexander Week of Nov. 18-24
Reggie Hulbert Week of Dec. 16-22
Reggie Hulbert Week of Nov. 18-24
Tony Ellington Week of Dec. 2-8
Kenny Rogers Week of Dec. 9-15
Marvin Singleton Week of Jan. 13-19
Lonnie Hiebert Week of Jan. 27-Feb. 2
David Johnson Week of Feb. 10-16

Maurice Lamar Week of Dec. 30-Jan. 5
Week of Jan. 6-12
Week of Jan. 20-26
Week of Feb. 3-9
Kerry Dickerson Week of Feb. 17-23
Malcolm Daniels Week of Feb. 24-March 1

WIBW Holiday Tournament Most Valuable Player
Todd Alexander Guard, JR


WIBW All-Tournament
Todd Alexander Guard, JR
Kenny Rogers Guard, SR

Barry New Year's Classic Most Valuable Player
Maurice Lamar Guard, SR

Barry New Year's All-Tournament
Lonnie Hiebert Forward, JR
Maurice Lamar Guard, SR
Kenny Rogers Guard, SR

Washburn Senior Award
Tim Harrison
Reggie Hulbert
Maurice Lamar
Kenny Rogers
Marvin Singleton

Letterwinners
Todd Alexander (2) Guard, JR
Malcolm Daniels (1) Forward, JR
Kerry Dickerson (3) Guard, JR
Tim Harrison (2) Forward, SR
Lonnie Hiebert (3) Forward, JR
Reggie Hulbert (2) Forward, SR
Kenny Rogers (1) Guard, SR
Kevin Smith (1) Guard, SO



Reggie Hulbert

1991-92 Statistics

PLAYER	G/GS	FGM/FGA	PCT	FTM/FTA	PCT	REB/AVG	A/AVG	TP/PPG	MIN/AVG
Maurice Lamar	32/9	147/327	.450	51/60	.850	67/2.1	62/1.9	458/14.3	628/19.6
Marvin Singleton	25/8	98/174	.563	44/79	.557	107/4.3	24/1.0	242/9.7	444/17.8
David Johnson	26/13	94/191	.492	57/106	.538	123/4.7	25/1.0	246/9.5	471/18.1
Reggie Hulbert	32/32	104/177	.588	93/144	.646	178/5.6	98/3.1	301/9.4	863/27.0
Malcolm Daniels	32/13	119/233	.511	61/119	.513	136/4.3	29/0.9	299/9.3	585/18.3
Todd Alexander	32/19	101/216	.468	39/54	.722	90/2.8	57/1.8	289/9.0	628/19.6
Tony Ellington	32/4	102/181	.564	49/78	.628	105/3.3	63/2.0	264/8.3	497/15.5
Kenny Rogers	32/32	85/206	.413	35/51	.686	67/2.1	59/1.8	255/8.0	788/24.6
Lonnie Hiebert	31/29	45/94	.479	71/82	.866	129/4.2	58/1.9	166/5.4	646/20.8
Andy Berlin	24/0	25/42	.595	21/34	.618	55/2.3	10/0.4	71/3.0	199/8.3
Kerry Dickerson	32/0	28/53	.528	23/30	.767	32/1.0	48/1.5	88/2.8	331/10.3
Kevin Smith	29/0	31/65	.477	12/19	.632	34/1.2	6/0.2	76/2.6	159/5.5
Lance Sparks	14/0	8/18	.445	12/21	.571	17/1.2	8/0.6	28/2.0	68/4.9
Scott Duermeier	11/0	4/8	.500	3/4	.750	1/0.1	1/0.1	15/1.4	23/2.1
Tim Harrison	15/1	7/15	.467	1/3	.333	10/0.7	6/0.4	15/1.0	58/3.9
Mose Huggghis	12/0	2/11	.182	1/2	.500	6/0.5	11/0.9	6/0.5	37/3.1
WU TOTALS	32	1000/2011	.497	573/886	.647	1288/40.3	565/17.7	2819/88.1	6425
OPP TOTALS	32	816/1774	.460	547/833	.657	1033/32.3	415/13.0	2341/73.2	6425

THREE-POINT FIELD GOALS (PCT)

Lamar 113/255 (.443); Rogers 50/130 (.385); Alexander 48/110 (.436); Ellington 11/26 (.423); Dickerson 9/18 (.500); Hiebert 5/11 (.455); Duermeier 4/5 (.800); Singleton 2/9 (.222); Smith 2/9 (.222); Johnson 1/2 (.500); Huggghis 1/7 (.143); Harrison 0/2 (.000); Hulbert 0/2 (.000); Sparks 0/1 (.000); **WU 246/587 (.419); OPP 162/493 (.329).**

STEALS

Hulbert 49; Alexander 38; Rogers 37; Lamar 36; Ellington 32; Hiebert 30; Daniels 22; Dickerson 20; Johnson 19; Smith 12; Singleton 11; Berlin 6; Harrison 3; Huggghis 1; Sparks 1; **WU 317; OPP 263.**

BLOCKED SHOTS

Ellington 12; Johnson 12; Hiebert 8; Alexander 5; Berlin 5; Daniels 5; Hulbert 4; Singleton 4; Lamar 3; Rogers 2; Dickerson 1; **WU 61; OPP 100.**

TURNOVERS

Daniels 73; Hulbert 57; Lamar 55; Ellington 50; Rogers 49; Singleton 47; Alexander 45; Johnson 39; Hiebert 37; Dickerson 33; Berlin 25; Smith 18; Sparks 10; Huggghis 8; Harrison 3; Duermeier 2; **WU 551; OPP 630.**

PERSONAL FOULS (FOULED OUT)

Hulbert 82 (2); Daniels (79 (1); Alexander 76 (4); Hiebert 66 (1); Johnson 66 (0); Ellington 59 (1); Rogers 56 (0); Lamar 54 (2); Berlin 46 (0); Singleton 46 (0); Dickerson 38 (0); Smith 30 (0); Sparks 14 (0); Harrison 7 (0); Huggghis 7 (0); **WU 726 (11); OPP 733 (24).**

Team Season Bests

Most Points Scored: 114, vs. Friends, 11/22/91 (W 114-78)
vs. Central Oklahoma, 3/14/92 (L 132-114)
Most Points Allowed: 132, vs. Central Oklahoma, 3/14/92 (L 132-114)
Fewest Points Scored: 54, vs. Emporia State, 2/12/92 (L 57-54)
Fewest Points Allowed: 54, vs. Pittsburg State, 3/5/92 (W 67-54 OT)

Most Points Scored (First Half): 56, vs. Friends, 11/22/91
Most Points Scored (Second Half): 72, vs. Central Oklahoma, 3/14/92
Most Points Allowed (First Half): 68, vs. Central Oklahoma, 3/14/92
Most Points Allowed (Second Half): 64, vs. Central Oklahoma, 3/14/92

Fewest Points Scored (First Half): 21, vs. Pittsburg State, 3/5/92
Fewest Points Scored (Second Half): 28, vs. Emporia State, 2/12/92
Fewest Points Allowed (First Half): 20, Pittsburg State, 3/5/92
Fewest Points Allowed (Second Half): 26, vs. Northeast Missouri, 1/20/92
vs. Missouri-St. Louis, 2/22/92

Most Field Goals Made: 41, vs. Central Oklahoma, 3/14/92 (80 att.)
Most Field Goals Attempted: 80, vs. Central Oklahoma, 3/14/92 (41 made)
Best Field Goal Percentage: .604, vs. Fort Hays State, 12/21/91 (32 made, 53 att.)


Most 3-Point Field Goals Made: 14, vs. Panhandle State, 12/14/91 (26 att.)
vs. Southwest Baptist, 1/11/92 (22 att.)
vs. Central Oklahoma, 3/14/92 (37 att.)
Most 3-Point Field Goals Attempted: 37, vs. Central Oklahoma, 3/14/92 (14 made)
Best 3-Point Field Goal Percentage (min. 6 made): .636, vs. Southwest Baptist, 1/11/92 (14 made, 22 att.)

Most Free Throws Made: 33, vs. Missouri-Rolla, 2/8/92 (47 att.)
Most Free Throws Attempted: 47, vs. Missouri-Rolla, 2/8/92 (33 made)
Best Free Throw Percentage: .895, vs. Lincoln, 2/26/92 (17 made, 19 att.)

Most Rebounds: 56, vs. Missouri-Rolla, 2/8/92
Most Assists: 29, vs. Friends, 11/22/92
Most Fouls: 30, vs. East Stroudsburg, 1/3/92
Most Steals: 21, vs. Tabor, 11/28/92
Most Turnovers: 32, vs. Central Oklahoma, 3/14/92
Fewest Turnovers: 9 vs. Lincoln, 2/26/92
Most Blocks: 5, vs. Baker, 12/7/91
vs. East Stroudsburg, 1/3/92
vs. Missouri-Rolla, 2/8/92

1991-92 Ichabods

MIAA Regular Season Champions
MIAA Postseason Champions
NCAA South Central Regional Runners-Up



Sitting (from left): Kevin Smith, Todd Alexander, Maurice Lamar, Scott Duermeier, Kenny Rogers, Kerry Dickerson, Mose Huggghis. Standing (from left): Head Coach Bob Chipman, Ron Wessel (equipment manager), Tim Harrison, Reggie Hulbert, Lonnie Hiebert, David Johnson, Andy Berlin, Marvin Singleton, Tony Ellington, Lance Sparks, Malcolm Daniels, Lyle Christensen (trainer), Ron McHenry (assistant coach). Not pictured: Torrey Head (assistant coach).

Game-By-Game Results

Records: Overall: 27-5 MIAA: 12-4 Home: 18-2 Road: 9-3

OPPONENT	RESULTS	LEADING SCORER	LEADING REBOUNDER
Friends	W 114-78	Ellington (20)	Three Players (6)
Tabor	W 104-72	Ellington (24)	Daniels (8)
Baker	W 91-61	Hulbert (16)	Hiebert (8)
at Fort Hays State	W 75-74	Ellington (17)	Hulbert (8)
Panhandle State	W 97-57	Rogers (19)	Alexander (7)
Wayne State (1)	W 85-61	Lamar (15)	Berlin (10)
Fort Hays State (1)	W 101-85	Rogers (14)	Hulbert/Berlin (5)
East Stroudsburg (2)	W 94-86	Hulbert (19)	Hiebert (14)
Barry (2)	W 89-68	Lamar (23)	Johnson (9)
Northwest Missouri *	W 79-69	Singleton (13)	Daniels (7)
at Southwest Baptist *	W 103-77	Lamar (28)	Hiebert (5)
Central Missouri *	W 91-78	Singleton (23)	Singleton (10)
at Pittsburg State *	L 71-72	Singleton (21)	Rogers (5)
at Emporia State *	W 89-83	Singleton (19)	Singleton (7)
Missouri Western*	W 95-83	Lamar (20)	Johnson (7)
Fort Hays State	W 84-60	Lamar (20)	Daniels (5)
at Northwest Missouri *	W 80-70	Singleton (16)	Hulbert (7)
at Northeast Missouri *	L 79-82	Lamar (15)	Hiebert (8)
at Central Missouri *	W 85-66	Lamar (34)	Hulbert/Lamar (8)
Missouri-Rolla *	W 99-86	Lamar (19)	Hulbert (12)
at Rockhurst	W 95-67	Lamar (19)	Daniels/Singleton (4)
Emporia State *	L 54-57	Lamar (13)	Hulbert (8)
at Missouri Western *	L 78-92	Johnson (13)	Hulbert/Singleton (8)
Northeast Missouri *	W 91-62	Lamar (20)	Berlin (8)
Missouri-St. Louis *	W 64-60	Lamar (16)	Hulbert (5)
at Lincoln *	W 100-77	Alexander (17)	Daniels (5)
Missouri Southern *	W 95-70	Lamar (24)	Hulbert (9)
Northwest Missouri #	W 94-75	Johnson (20)	Singleton (9)
Pittsburg State #	W 67-54!	Johnson (16)	Daniels (9)
Missouri Western #	W 77-62	Hulbert (17)	Johnson (8)
Texas A&I %	W 85-65	Singleton (16)	Daniels (10)
Central Oklahoma %	L 114-132	Lamar (36)	Hulbert (12)

(1) WIBW Holiday Tournament (2) Barry Holiday Tournament ! Overtime * MIAA Game # MIAA Postseason Tournament % NCAA Division II National Tournament

Year-By-Year Results

YEAR	COACH	RECORD
1905	Unknown	8-7-1
1906	Unknown	9-5
1907	Unknown	No Scores
1908	Unknown	6-5
1909	Unknown	4-0
1910	Unknown	1-3-1
1911	Unknown	11-3
1912	Unknown	3-13
1913	Unknown	6-8
1914-15	Unknown	5-6
1915-16	Unknown	1-8-1
1916-17	Unknown	5-11
1917-18	Unknown	2-9
1918-19	Unknown	10-5
1919-20	Unknown	12-4
1920-21	Unknown	8-7
1921-22	Ream	10-8
1922-23	Vosburg	6-7
1923-24	Lonborg	12-4
1924-25	Lonborg	15-0
1925-26	Lonborg	10-1-1
1926-27	Lonborg	12-7
1927-28	Wynne	9-4
1928-29	Wynne	12-5
1929-30	Wynne	8-11
1930-31	Gardner	4-11
1931-32	Gardner	7-11
1932-33	Gardner	8-6
1933-34	Holm	7-8
1934-35	Holm	7-13
1935-36	Holm	7-14
1936-37	Erikson	4-17
1937-38	Erikson	8-12
1938-39	Erikson	4-17
1939-40	Erikson	8-8
1940-41	Erikson	7-12
1941-42	Erikson	4-13
1942-43	Erikson	6-16
1943-44	Erikson	5-10
1944-45	Erikson	8-7
1945-46	Erikson	10-7
1946-47	Miller	8-10
1947-48	Miller	15-9
1948-49	Miller	12-7
1949-50	Miller	13-10
1950-51	Miller	16-9
1951-52	McDonald	17-9
1952-53	McDonald	13-8
1953-54	McDonald	15-6
1954-55	McDonald	11-9
1955-56	McDonald	14-6
1956-57	McDonald	9-10
1957-58	McDonald	12-9
1958-59	McDonald	9-9
1959-60	McDonald/Godlove	8-10
1960-61	Short	9-10
1961-62	Short	5-11
1962-63	Short	6-13
1963-64	Short	10-10
1964-65	Short	10-11
1965-66	Short	5-20
1966-67	Stauffer	15-6
1967-68	Cafer	18-8
1968-69	Cafer	20-10
1969-70	Cafer	14-11
1970-71	Cafer	13-12

YEAR	COACH	RECORD
1971-72	Cafer	13-12
1972-73	Cafer	11-14
1973-74	Cafer	17-12
1974-75	Cafer	12-13
1975-76	Cafer	8-17
1976-77	Cafer	6-21
1977-78	Cafer	19-9
1978-79	Cafer	21-6
1979-80	Chipman	20-8
1980-81	Chipman	21-8
1981-82	Chipman	22-9
1982-83	Chipman	24-9
1983-84	Chipman	24-9
1984-85	Chipman	26-9
1985-86	Chipman	24-8
1986-87	Chipman	35-4
1987-88	Chipman	27-4
1988-89	Chipman	24-9
1989-90	Chipman	20-12
1990-91	Chipman	16-13
1991-92	Chipman	27-5

20-Win Seasons

1968-69	20-10	Cafer
1978-79	21-6	Cafer
1979-80	20-8	Chipman
1980-81	21-8	Chipman
1981-82	22-9	Chipman
1983-84	24-9	Chipman
1984-85	26-9	Chipman
1985-86	24-8	Chipman
1986-87	35-4	Chipman
1987-88	27-4	Chipman
1988-89	20-8	Chipman
1989-90	20-12	Chipman
1991-92	27-5	Chipman

30-Win Seasons

1986-1987	35-4	Chipman
-----------	------	---------

Coaching History

Ranked By Winning Percentage

RANK	COACH	YEARS	RECORD	PCT
1.	Lonborg	1923-27	49-12-1	.798
2.	Chipman	1979-	304-110	.734
3.	Stauffer	1966-67	15-6	.714
4.	Wynne	1927-30	29-20	.592
5.	McDonald	1951-60	107-74	.591
6.	Miller	1946-51	64-45	.587
7.	Ream	1921-22	10-8	.555
8.	Cafer	1967-79	172-145	.542
9.	Vosburg	1922-23	6-7	.462
10.	Gardner	1930-33	19-28	.404
11.	Holm	1933-36	21-35	.375
12.	Short	1960-66	45-75	.375
13.	Erikson	1936-46	64-119	.350
14.	Godlove	1960*	1-2	.333

Ranked By Number Of Wins

RANK	COACH	YEARS	WINS
1.	Chipman	1979-	304
2.	Cafer	1967-79	172
3.	McDonald	1951-60	107
4.	Erikson	1936-46	64
5.	Miller	1946-51	64
6.	Lonborg	1923-27	49
7.	Short	1960-66	45
8.	Wynne	1927-30	29
9.	Holm	1933-36	21
10.	Gardner	1930-33	19
11.	Stauffer	1966-67	15
12.	Ream	1921-22	10
13.	Vosburg	1922-23	6
14.	Godlove	1960*	1

Chronological Listing

COACH	YEARS	RECORD	PCT
Unknown	1905-21	91-94-3	
Dwight Ream	1921-22	10-8	.555
Mike Vosburg	1922-23	6-7	.462
A.L. Lonborg	1923-27	49-12-1	.798
Roy Wynne	1927-30	29-20	.592
George Gardner	1930-33	19-28	.404
Elmer Holm	1933-36	21-35	.375
Dee Erikson	1936-46	64-119	.350
Adrian Miller	1946-51	64-45	.587
Marion McDonald	1951-60	107-74	.591
Dick Godlove	1960*	1-2	.333
Norm Short	1960-66	45-75	.375
Gordon Stauffer	1966-67	15-6	.714
Glenn Cafer	1967-79	172-145	.542
Bob Chipman	1979-	304-110	.734

Godlove took over for McDonald with three games left in the 1960 season when McDonald was sidelined with health problems.

Series History

Adams State	3-1	East Texas Baptist	0-1	Lindsborg	2-1	Ruby Avenue AC	1-0
Air Force	1-1	East Texas State	1-1	Los Angeles Ath. Club	2-0	Sacramento Amer. Legion	1-0
Alva Teachers College	1-0	Eastern New Mexico	1-1	Louisberg AC	1-0	Sacred Heart	2-0
Arkansas	1-0	Edmond Teacher's College	0-1	Lowe and Campbell	0-1	St. Cloud	2-2
Arkansas State	1-0	Elizabeth State	0-1	Mankato	0-1	St. John's	2-2
Arkansas Tech	1-1	Emporia, College of	24-14	Marshall	2-0	St. Louis	5-3
Arts & Sciences	1-0	Emporia State	62-67	Marymount	17-7	St. Mary's	12-9
Auburn-Montgomery	1-0	Evansville	0-1	Marysville	1-1	St. Mary of the Plains	4-0
Augsburg	0-1	Forbes AFB	1-0	McMurry	1-0	St. Phillips AC	1-0
Augustana	0-1	Fort Hays State	76-51	McNeese State	0-1	St. Thomas Aquinas	0-1
Avila	7-0	Fort Riley	0-1	McPherson	9-4	Salina	1-1
Azusa Pacific	0-1	Franklin Pierce	1-0	Midland	5-0	Scott AFB	1-0
Baker	41-18-1	Friends	15-1	Midwestern State	0-1	Sioux Falls	1-0
Barry	1-0	Gardner-Webb	0-1	Minnesota-Duluth	1-0	Southeast Missouri	1-3
Bellevue State	1-0	George Pepperdine	0-1	Minnesota-Morris	0-1	Southern California College	0-1
Benedictine	57-46	Geneva	1-0	Missouri	0-2	Southern Colorado	6-8
Bethany	6-4	Georgetown	0-1	Missouri Baptist	3-0	Southern Illinois	1-1
Bethel	7-1	Graceland	1-0	Missouri Southern	22-8	Southern Nazarene	1-0
Birmingham-Southern	1-0	Grand Valley State	1-0	Missouri Western	24-13	Southern Tech	1-0
Briar Cliff	3-1	Grand View	1-0	Missouri-Kansas City	2-1	Southwest Baptist	3-6
Buena Vista	1-0	Grinnell	1-8	Missouri-Rolla	1-3	Southwest Missouri	3-10
Brigham Young-Hawaii	0-2	Hale MO Athletic Club	1-0	Missouri-St. Louis	4-3	Southwest Texas	0-1
Cabrini	1-0	Halstead Athletic Club	2-0	Monon Club	1-0	Southwestern	43-19
Cal State-Dominguez Hills	1-0	Hamline	0-1	Morningside	2-1	Southwestern Oklahoma	1-0
Cal State-Los Angeles	1-0	Haskell	5-4	Murray	0-1	Spring Hill	0-1
Cal State-Stanislaus	0-1	Hawaii-Hilo	1-0	Nebraska	0-1	Springfield	0-3
Calumet Club	1-0	Hawaii-Loa	1-0	Nebraska-Omaha	33-17	Stephen F. Austin	1-0
Campbell	3-1	Hawaii Pacific	1-0	Nebraska Wesleyan	3-1	Sterling	4-0
Cannon Empire	1-0	Henderson State	1-0	Newton Athletics Club	1-11	Tabor	9-0
Centenary	1-0	Hendrix	1-0	North Texas	1-0	Taylor	1-0
Central Iowa	1-0	Herrington	3-1	Northeast Missouri	9-9	Topeka AAF	2-1
Central Missouri	19-30	Hillyards	1-2	Northern Colorado	8-4	Topeka High	1-0
Central Oklahoma	0-4	Hutchinson	1-1	Northwest Louisiana	1-0	Texas A&I	2-0
Central Washington	1-0	Illinois	0-2	Northwest Missouri	31-14	Texas Western	0-1
Chiloco Indians	0-1	Iowa State	1-1	Northwestern Oklahoma	2-0	Tulsa	7-5
Colorado	0-1	Jackson	1-0	Oklahoma	0-2	Washington	5-7
Colorado Baptist	1-0	James Millkin	0-1	Oklahoma Baptist	2-0	Wayne State	22-11
Colorado College	2-0	John Brown	2-1	Oklahoma City	1-1	Wentworth	1-0
Colorado State	4-1	Jordan	1-0	Oklahoma State	2-11	West Virginia State	1-0
Colorado Mines	1-0	KCAC	0-3	Olathe NTS	0-2	West Virginia Tech	1-0
Concordia	2-0	KSTC	1-1	Olathe AFB	1-0	Western Montana	1-0
Cooper	0-1	Kansas	3-28	Oral Roberts	4-3	Western New Mexico	2-0
Creighton	7-10	Kansas Newman	12-5	Ottawa	54-14	Wichita State	19-22-2
Cudahy AC	0-1	Kansas State	15-41	Pan American	0-1	William Carey	1-0
Culver-Stockton	1-1	Kansas Wesleyan	9-7	Panhandle State	2-0	William Jewell	12-4
David Lipscomb	0-1	Kearney State	14-16	Pastime Boat & AC	1-0	Winona	1-0
Dickinson	0-1	Ke Nash A	1-0	Peru State	7-1	Winter Hospital	1-1
Doane	3-1	Kenyon	1-0	Pittsburg State	69-60	Wisconsin	0-1
DePaul	0-1	Langston	1-0	Phillips	3-4	Wisconsin-Eau Claire	1-1
Denver	1-0	Lawrence	1-0	Quincy	0-1	Wyoming	0-2
Drake	3-16	Lawrence Tech	0-1	RRYMCA	3-2	Xavier	0-1
Drury	8-6	Leavenworth	0-2	Regis	2-3	Yankton	3-0
East Central	2-0	LeMoyné-Owen	1-0	Rockhurst	19-26		
East Stroudsburg	1-0	Lincoln	5-4				

1905	8-7-1
R.R.Y.M.C.A	W 30-17
Wichita State	T 0-0
Kansas	L 19-22
Fairmount	W 37-10
Friends	W 43-8
Chillico Indians	L 16-22
Newton Athletics Club	L 24-53
Kansas State	W 38-22
Kansas State	W 32-8
Kansas State	L 29-32
Fort Riley	L 30-32
Fairmount	W 66-9
Kansas	L 12-39
St. John s	W 32-22
Kansas State	W 25-18
Baker	L 17-43
POINTS	450-314

1906	9-5
Nebraska	L 25-26
Ottawa	L 21-25
Kansas	L 17-19
Kansas	L 15-39
Kansas State	W 42-38
Kansas State	W 39-24
Newton	W 31-30
Wichita State	W 48-45
Friends	W 45-21
Southwest	W 26-20
Newton	L 27-43
POINTS	309-330

1909	4-0
Topeka High School	W 27-21
Ottawa	W 45-18
Baker	W 32-16
Ottawa	W 46-22
POINTS	150-77

1910	1-3-1
YMCA	L 32-38
RRYMCA	L 16-68
Wichita State	T 27-27
Baker	L 20-60
Denver	W 2-1
POINTS	97-194

1911	11-3
Campbell	W 60-18
Midland	W 43-31
Haskell	L 24-28
Baker	L 15-52
Ottawa	W 23-20
Wentworth	W 21-19
William Jewell	W 22-15
William Jewell	W 22-15
Kansas State	L 23-26
Baker	W 45-36
Kansas State	W 60-16
St. Mary s	W 33-21
Kansas State	W 32-23
Ottawa	W 41-21
POINTS	442-326

1912	3-13
Central Missouri	W 52-36
Missouri	L 17-26
William Jewell	L 16-20
Kansas	L 30-32
Campbell	W 58-12
Kansas State	L 18-30
Kansas State	L 27-38
Kansas State	L 25-29
College of Emporia	L 28-33
Midland	W 54-22
College of Emporia	L 28-53
Kansas State	L 30-41
Kansas State	L 26-38
Kansas State	L 32-33
Kansas	L 14-27
William Jewell	L 18-25
POINTS	473-495

1913	6-8
Campbell	W 81-19
Kansas State	L 25-44
Kansas	W 41-40
Kansas State	L 39-43
College of Emporia	L 19-38
Lindsborg	W 52-27
Lindsborg	L 19-24
Lindsborg	W 28-21
Kansas State	L 20-48
Kansas State	L 25-31
College of Emporia	L 24-49
Kansas State	W 57-37
St. Mary s	W 28-20
Campbell	L 28-29
POINTS	486-470

1914-1915	5-6
Bethany	W 48-30
Kansas State	L 23-26
Baker	L 23-47
Kansas	L 28-53
Southwestern	W 33-24
Baker	L 21-40
Ottawa	W 33-30
Kansas State	W 48-28
College of Emporia	L 35-43
St. Mary s	L 16-35
Ottawa	W 37-26
POINTS	345-382

1915-1916	1-8-1
Bethany	L 13-16
Kansas	L 10-38
Kansas State	L 10-66
Kansas Normals	L 25-36
Kansas Wesleyan	T 51-51
Bethany	L 24-41
McPherson	L 25-31
Kansas Wesleyan	L 22-35
Ottawa	L 17-33
YMCA	W 25-18
POINTS	222-365

1916-1917	5-11
Friends	W 46-24
McPherson	W 26-19
Midland	W 20-17
Kansas State	L 16-46
Kansas Wesleyan	L 20-38
Midland	W 34-19
Ottawa	L 21-57
Kansas	L 9-55
Kansas State	L 5-71
Cooper	L 33-36
Salina	W 39-31
Bethany	L 15-25
McPherson	L 23-30
Salina	L 20-38
St. Mary s	L 18-45
St. Mary s	L 26-31
POINTS	371-582

1917-1918	2-9
Ottawa	L 32-42
Kansas Wesleyan	W 33-22
College of Emporia	L 12-32
St Mary s	L 13-29
Kansas Wesleyan	L 24-32
Baker	L 11-42
Bethany	L 18-37
Bethel	L 24-49
Midland	W 33-31
College of Emporia	L 24-37
Baker	L 23-47
POINTS	247-400

1918-1919	10-5
Haskell	W 32-24
Kansas State	L 20-36
Bethany	W 39-34
College of Emporia	W 30-27
Baker	L 18-30
College of Emporia	W 34-26
Kansas State	W 34-31
Emporia State	W 36-31

Fort Hays State	L 21-26
Baker	L 26-29
St. Mary s	W 40-33
Ottawa	W 27-35
Ottawa	W 41-24
St. Mary s	L 14-16
Haskell	W 27-15
POINTS	439-417

1919-1920	12-4
College of Emporia	W 25-14
Kansas	L 40-50
Fort Hays State	W 29-12
St. Mary s	W 22-19
Baker	W 26-22
Bethel	W 64-20
Southwestern	W 31-26
Friends	W 29-19
Southwestern	L 17-36
Ottawa	L 27-49
St. Mary s	L 14-22
College of Emporia	W 38-26
Pittsburg State	W 48-20
Pittsburg State	W 37-31
Baker	W 35-26
Friends	W 32-29
POINTS	514-421

1920-1921	8-7
McPherson	W 46-21
Wichita State	L 30-43
Southwestern	W 29-26
Ottawa	W 40-25
St. Mary s	L 26-31
Friends	W 23-17
Kansas State	L 19-26
College of Emporia	W 31-18
Southwestern	L 20-32
Wichita State	L 30-43
College of Emporia	W 28-24
Pittsburg State	W 31-27
Wichita State	W 28-21
POINTS	381-354

1921-1922 Ream	10-8
Ottawa	L 19-32
College of Emporia	L 17-28
Baker	W 30-19
St. Mary s	W 28-17
Kansas Wesleyan	L 20-23
Fort Hays State	W 19-14
Fort Hays State	W 23-15
Kansas State	L 20-28
St. Mary s	W 26-8
Southwestern	W 23-17
Kansas Wesleyan	W 27-18
Kansas	L 23-24
Baker	L 23-33
Benedictine	W 27-21
KCAC	L 27-51
POINTS	352-348

1922-1923 Vosburg	6-7
College of Emporia	L 16-36
Benedictine	W 35-12
McPherson	L 12-14
Pittsburg State	L 23-25
Ottawa	W 25-9
Kansas State	L 23-26
Southwestern	L 16-33
Baker	W 24-17
College of Emporia	L 24-25
Baker	W 29-14
Hale MO AC	W 44-23
Sacramento Amer. Legion	W 40-26
Low and Campbell	L 24-39
POINTS	335-299
<i>* AAU National Tournament</i>	

1923-1924 Lonborg	12-4
Baker	W 25-12
Kansas State	L 26-28
College of Emporia	W 37-33
Fort Hays State	W 46-17
McPherson	W 37-14
Southwestern	W 37-25
St. Mary	W 17-3
St. Mary	W 24-13
Baker	W 28-14
Kansas Wesleyan	W 34-17
Halstead AC	W 37-2
Southwestern	L 17-22
Emporia State	L 20-26
Los Angeles AC	W 44-21*
Halstead AC	W 45-20*
KCAC	L 25-58*
POINTS	499-325
<i>*AAU National Tournament</i>	

1924-1925 Lonborg	15-0
Baker	W 35-22
Emporia State	W 32-22
Ottawa	W 23-20
Emporia State	W 30-29
Southwestern	W 42-22
Kansas Wesleyan	W 35-21
Southwestern	W 45-18
College of Emporia	W 32-18
Sterling	W 35-24
Ottawa	W 28-20
Ke-Nash-A Wisconsin	W 30-28
Pastime Boat & Ath. Club	W 39-16
St. Phillips Athletic Club	W 34-11
Monon Club	W 45-33
Hillyards	W 42-30
POINTS	527-334
<i>*AAU National Tournament</i>	

1925-1926 Lonborg	10-1-1
Baker	T 28-28
Southwestern	W 22-19
College of Emporia	W 36-20
Ottawa	W 29-21
Benedictine	W 46-30
Kansas State	W 47-43
St. John s	L 23-27
Southwestern	W 30-28
St. Mary s	W 32-26
Kansas State	W 32-30
Baker	W 41-27
Ottawa	W 26-25
POINTS	392-324

1926-1927 Lonborg	12-7
Baker	W 36-25
Ottawa	W 52-26
College of Emporia	L 26-41
Southwestern	W 35-34
St. John s	W 25-18
Emporia State	L 16-43
College of Emporia	W 42-24
Emporia State	L 13-31
St. Mary s	W 28-20
Benedictine	L 18-26
Hillyards	L 33-41
Baker	W 29-28
Ottawa	W 51-20
Cannon Empire	W 45-43
Ruby Avenue Club	W 52-14
Calumet Club	W 20-17
Emporia State	W 28-17
Hillyards	L 29-34
Wichita State	L 28-31
POINTS	606-533
<i>* AAU National Tournament</i>	

1927-1928 Wynne	9-4
Wichita State	W 34-26
College of Emporia	W 38-33
Fort Hays State	W 39-34
Fort Hays State	W 36-28
Pittsburg State	W 41-25
Pittsburg State	L 18-48
Wichita State	L 23-36
Emporia State	L 27-41
College of Emporia	W 40-33
Jackson	W 40-34
Haskell	W 56-24
Louisburg Athletic Club	W 42-21
Cudahy Athletic Club	L 35-36
POINTS	469-419

1928-1929 Wynne	12-5
Baker	W 45-37
Kansas	W 25-24
Southwestern	W 25-23
Wichita State	W 28-27
Haskell	L 31-32
Pittsburg State	W 34-28
Wichita State	W 23-20
Fort Hays State	W 24-19
St. Mary	W 27-18
College of Emporia	L 32-33
Pittsburg State	W 28-19
St. Mary	L 32-33
College of Emporia	W 25-20
Fort Hays State	L 22-24
College of Emporia	W 41-25
Oklahoma City	W 28-17
Fort Hays State	L 20-23
POINTS	490-422

1929-1930 Wynne	8-11
Kansas	L 22-42
Ottawa	W 36-33
Baker	W 23-20
College of Emporia	W 31-21
Pittsburg State	L 28-46
Fort Hays State	W 28-8
Ottawa	W 30-26
Kansas State	L 19-25
Pittsburg State	L 21-50
Wichita State	L 24-63
Southwestern	L 19-27
Haskell	L 21-30
Kansas State	L 33-43
College of Emporia	W 22-19
Southwestern	W 27-24
Wichita State	L 37-43
Fort Hays State	W 34-31
Haskell	L 31-37
St. Mary	L 30-31
POINTS	516-619

1930-1931 Gardner	4-11
Kansas	L 19-27
Kansas State	L 28-34
Wichita State	L 22-29
Pittsburg State	L 22-34
Emporia State	W 21-20
College of Emporia	W 33-29

Fort Hays State	L 19-28
Wichita State	W 25-23
Southwestern	L 12-25
Fort Hays State	W 31-15
College of Emporia	L 25-28
Pittsburg State	L 16-30
Emporia State	L 22-33
Oklahoma	L 27-30
Drake	L 29-31
POINTS	351-416

1931-1932 Gardner	7-11
McPherson	W 31-18
Wyoming	L 36-48
Wyoming	L 28-47
Kansas State	L 24-32
Kansas State	L 21-32
College of Emporia	L 34-37
Fort Hays State	W 26-19
KCAC	L 21-26
Pittsburg State	L 27-47
Emporia State	L 28-30
Southwestern	W 34-33
Fort Hays State	L 20-40
College of Emporia	W 35-28
Wichita State	W 35-29
Emporia State	L 21-40
Pittsburg State	L 24-36
Southwestern	W 34-13
Drake	W 33-16
POINTS	512-571

1932-1933 Gardner	8-6
Haskell	W 39-28
Bethany	W 29-17
Phillips	L 28-38
Wichita State	L 39-61
Emporia State	W 35-31
College of Emporia	W 35-33
Baker	W 29-13
Fort Hays State	L 38-40
Pittsburg State	W 36-34
Southwestern	W 32-23
Wichita State	L 23-51
Emporia State	L 40-50
College of Emporia	W 39-34
Pittsburg State	L 36-43
POINTS	478-496

1933-1934 Holm	7-8
Ottawa	W 31-23
Phillips	L 25-29
Ottawa	W 37-27
Southwestern	L 33-35
Haskell	W 57-25
Emporia State	L 31-33
Pittsburg State	L 20-23
Emporia State	L 33-37
Fort Hays State	L 19-40
Southwestern	L 23-27
Pittsburg State	W 27-22
Nebraska-Omaha	W 28-26
College of Emporia	W 43-33
College of Emporia	W 27-23
Kansas	L 22-31
POINTS	572-650

1934-1935 Holm	7-13
Pittsburg State	L 17-30
Wichita State	L 22-33
Southwestern	L 19-39
Baker	L 21-34
Washington	L 27-28
Drake	L 28-41
Grinnell	L 19-28
Tulsa	W 31-28
Wichita State	W 32-31
Oklahoma State	L 26-27
Oklahoma State	W 26-25
Grinnell	L 32-51
Kansas	L 27-33
Baker	L 25-32
Creighton	L 28-32
Pittsburg	W 35-19
Washington	W 45-30
Drake	L 41-57
Creighton	W 33-32
Tulsa</	

The 100-Point Barrier

The Ichabods are 26-2 in games in which they have surpassed the 100-point mark. Washburn first went over 100 points while defeating Southwestern College, 103-72, during the 1953-54 season.

The Ichabods are 0-12 in games in which their opponent has scored more than 100 points. Hamline University was the first team to score 100 points against Washburn, defeating the Ichabods 101-68 during the 1951-52 season.

The 1991-92 Ichabods achieved 100 points in six games, more times than any other team in Washburn history. Those six games helped the Ichabods set a Washburn season record for scoring at 88.1 points per game.

100

Emporia State	W 35-24	Fort Hays State	L 34-35
Emporia State	L 33-53	POINTS	758-965
Wichita State	L 32-34		
Baker	L 35-46		
Kansas Wesleyan	W 32-31		
Creighton	L 20-42		
St. Louis	W 30-29		
Washington	W 40-33		
Drake	L 26-46		
Northwest Missouri	L 18-32		
Benedictine	W 35-31		
Tulsa	L 34-42		
St. Louis	L 27-31		
Oklahoma State	L 20-32		
Wichita State	W 38-34		
Drake	W 50-42		
Creighton	L 37-51		
POINTS	586-689		

1941-1942 Erickson	4-13		
Pittsburg State	L 27-39		
Southwestern	L 44-47		
Kansas State	L 29-48		
Emporia State	L 21-53		
Baker	L 26-48		
Pittsburg State	L 25-35		
Emporia State	L 20-40		
Benedictine	L 22-38		
Rockhurst	W 46-39		
Northwest Missouri	W 28-27		
Central Missouri	W 28-24		
Wichita State	L 26-30		
Benedictine	W 43-27		
Baker	L 23-40		
Fort Hays State	L 45-49		
Central Missouri	L 37-43		
Rockhurst	L 31-49		
POINTS	521-676		

1942-1943 Erickson	6-16		
Kansas Wesleyan	L 42-56		
Kansas State	W 40-32		
Baker	L 36-39		
Central Missouri	W 34-26		
Rockhurst	L 34-48		
Fort Hays State	W 36-30		
Baker	W 44-29		
Wichita State	L 31-36		
Southwestern	L 20-62		
Benedictine	L 36-40		
Central Missouri	W 47-47		
Rockhurst	L 36-38		
Southwestern	L 32-47		
Kansas State	L 24-53		
Emporia State	L 42-49		
Pittsburg State	L 25-35		
St. Benedict's	L 31-32		
Pittsburg State	L 31-72		
Emporia State	L 27-50		
Wichita State	W 40-38		
Kansas Wesleyan	L 36-71		

Fort Hays State	W 44-33		
Central Missouri	L 50-56		
Topeka AAF	L 44-47		
Wichita State	L 28-46		
Southwestern	W 39-29		
Pittsburg State	L 41-43		
Topeka AAF	W 54-35		
Rockhurst	W 44-37		
Augsburg	L 36-64**		
POINTS	762-722		

1946-1947 Miller	8-10		
Kansas State	L 27-47		
Drake	L 33-50		
Creighton	L 35-41		
College of Emporia	W 66-34		
Fort Hays State	L 47-63		
Kansas State	L 40-42		
College of Emporia	W 53-40		
Pittsburg State	W 43-42		
Fort Hays State	W 64-47		
Emporia State	L 40-59		
Rockhurst	W 54-35		
Southwestern	W 45-41		
Benedictine	L 40-45		
Rockhurst	L 51-54		
Emporia State	L 40-49		
Benedictine	W 54-51		
Southwestern	W 42-39		
Creighton	L 41-45		
POINTS	815-834		

1947-1948 Miller	15-9		
Nebraska-Omaha	W 72-38		
Central Missouri	W 64-56		
Nebraska-Omaha	W 55-45		
Kansas Wesleyan	W 63-52		
Fort Hays State	W 62-49		
Rockhurst	L 32-41		
Lawrence WI	W 54-35		
James Millikin	L 44-53		
Central Missouri	W 59-45		
Pittsburg State	W 48-44		
Southwest Missouri	L 43-51		
Fort Hays State	W 71-51		
Rockhurst	L 31-33		
Benedictine	W 69-40		
Pittsburg State	L 39-45		
Emporia State	W 66-58		
Southwestern	W 42-36		
Emporia State	L 48-52		
Benedictine	W 47-46		
Wichita State	W 42-40		
Southwestern	L 64-71		
Wichita State	L 64-90		
Ottawa	L 47-50		
Kansas Wesleyan	W 64-56		
POINTS	1290-1177		

1944-1945 Erikson	8-6		
Kansas	W 40-35		
Kansas	L 27-31		
Kansas State	L 29-33		
Topeka AAF	W 51-46		
George Pepperdine	L 30-49		
Winter Hospital	W 51-49		
Central Missouri	W 37-32		
Pittsburg State	L 55-58		
Wichita State	W 55-32		
Benedictine	W 48-27		
Central Missouri	W 54-44		
Wichita State	W 55-32		
Herrington	L 59-75		
Pittsburg State	W 56-36		
Kansas State	L 48-61		
Rockhurst	L 39-40		
Herrington	W 57-50		
Fort Hays State	L 45-47		
Baker	W 44-29		
Wichita State	L 31-36		
Southwestern	L 20-62		
Benedictine	L 36-40		
Central Missouri	W 47-47		
Rockhurst	L 36-38		
Southwestern	L 32-47		
Kansas State	L 24-53		
Emporia State	L 42-49		
Pittsburg State	L 25-35		
St. Benedict's	L 31-32		
Pittsburg State	L 31-72		
Emporia State	L 27-50		
Wichita State	W 40-38		
Kansas Wesleyan	L 36-71		

1945-1946 Erikson	12-8		
Benedictine	W 28-23		
Kansas State	L 31-46		
Central Missouri	L 25-31		
Kansas State	W 42-38		
Benedictine	W 58-28		
Wichita State	W 38-33		
Emporia State	W 41-38		
Rockhurst	L 25-31		
Fort Hays State	W 52-28		
Pittsburg State	W 42-36		

Mankato MN	L 45-74		
Cenatery LA	W 67-57		
Tulsa	L 42-50		
Fort Hays State	W 56-48		
North Texas	W 61-48		
Benedictine	L 60-62		
Rockhurst	W 47-40		
Pittsburg State	W 52-36		
Emporia State	L 45-63		
Fort Hays State	L 61-64		
Pittsburg State	L 44-52		
Benedictine	W 50-45		
Southwestern	L 44-48		
Nebraska-Omaha	W 66-50		
Baker	W 52-43		
Southwestern	L 47-50		
Rockhurst	W 57-35		
Emporia State	L 58-62		
POINTS	1239-1168		

1950-1951 Miller	16-9		
Central Missouri	L 56-59		
Kansas Wesleyan	W 68-67		
Colorado College	L 62-57		
Baker	W 69-56		
Morningside	L 63-75		
Nebraska-Omaha	W 56-45		
Fort Hays State	W 54-43		
Northwest Louisiana	W 59-50		
Regis	L 52-70		
Pittsburg State	L 52-54		
Pittsburg State	W 56-42		
Benedictine	W 53-46		
Southwestern	L 34-38		
Nebraska-Omaha	W 60-50		
Rockhurst	W 55-51		
Fort Hays State	W 70-62		
Southwestern	W 63-44		
Pittsburg State	L 64-75		
Rockhurst	W 69-59		
Emporia State	L 53-62		
Benedictine	W 60-52		
Emporia State	W 61-59		
Ottawa	W 68-66		
Ottawa	L 57-62		
Ottawa	L 57-60		
POINTS	1471-1404		

1951-1952 McDonald	17-9		
Baker	W 86-61		
Regis	L 68-81		
Hamline	L 68-101		
Kearney State	W 94-64		
Peru State	W 73-62		
Regis	L 61-67		
East Texas Baptist	L 77-81		
Arkansas Tech	L 52-86		
Kansas Wesleyan	W 65-51		
Pittsburg State	W 69-62		
Southwestern	W 63-62		
Fort Hays State	W 88-62		
Benedictine	L 53-78		
Nebraska-Omaha	W 84-58		
Benedictine	W 50-46		
Fort Hays State	W 83-72		
Emporia State	W 80-53		
Peru State	W 86-70		
Southwestern	W 78-55		
Kansas Wesleyan	L 75-80		
Pittsburg State	W 67-65		
Nebraska-Omaha	L 59-63		
Emporia State	W 69-38		
Ottawa	L 53-79		
Ottawa	W 75-53		
Ottawa	W 61-58		
Lawrence Tech	L 80-97		
POINTS	1918-1805		

1952-1953 McDonald	13-8		
East Texas State	L 51-60		
Nebraska-Omaha	W 73-58		
Morningside	W 89-73		
Marshall WV	W 63-61		
Southwest Missouri	L 55-66		
Southwest Texas	L 62-81		
McPherson	W 79-68		
Pittsburg State	W 80-59		

Benedictine	W 54-47		
Pittsburg State	W 64-61		
Benedictine	L 52-62		
Forbes AFB	W 92-63		
Olathe AFB	W 86-52		
Fort Hays State	W 70-68		
Benedictine	L 66-70		
Nebraska-Omaha	W 67-59		
Emporia State	W 79-68		
Pittsburg State	L 69-70		
Southwestern	W 91-65		
McPherson	W 70-62		
Emporia State	L 72-73		
Southwestern	L 69-70		
Fort Hays State	W 81-66		
POINTS	1635-1482		

1953-1954 McDonald	15-6		
Northwest Missouri	W 77-68		
Northwest Missouri	W 72-52		
Wichita State	L 48-70		
Central Iowa	W 69-52		
Southwestern	W 103-72		
Fort Hays State	L 79-80		
Pittsburg State	W 91-71		
Rockhurst	W 82-66		
Drury	W 83-63		
Southeast Missouri	W 52-48		
McPherson	L 60-63		
Pittsburg State	L 70-76		
Emporia State	W 68-43		
Benedictine	L 48-52		
Nebraska-Omaha	L 65-72(OT)		
Fort Hays State	W 88-78		
Southwestern	W 85-53		
Emporia State	W 66-55		
Southwestern	W 75-60		
Pittsburg State	W 83-65		
Fort Hays State	W 80-61		
POINTS	1601-1382		

1954-1955 McDonald	11-9		
Ottawa	W 85-71		
Baker	W 83-79		
Nebraska-Omaha	W 93-87		
Ottawa	W 68-64		
Central Missouri	W 81-78		
Peru State	W 90-56		
Baker	L 75-83		
Culver-Stockton	W 93-77		
Rockhurst	L 64-83		
Wichita State	L 76-99		
Benedictine	W 63-62		
Emporia State	W 98-8(OT)		
Pittsburg State	L 74-78		
Fort Hays State	L 81-88		
Emporia State	W 99-87		
Pittsburg State	L 62-88		
Southwestern	L 80-84		
Fort Hays State	L 69-81		
Benedictine	W 61-58		
Southwestern	L 62-78		
POINTS	1557-1569		

1955-1956 McDonald	14-6		
Northwest Missouri	W 82-79		
Ottawa	W 87-60		
Ottawa	W 93-62		
Baker	W 73-60		
Central Missouri	L 53-62		
William Jewell	W 79-71		
Southwest Missouri	L 82-88		
Ottawa	W 78-72		
Benedictine	W 77-66		
Fort Hays State	L 73-82		
Northwest Missouri	W 81-57		
Pittsburg State	L 68-78		
Nebraska-Omaha	W 74-67		
Southwestern	W 79-73		
Emporia State	W 81-75		
Pittsburg State	L 74-91		
Fort Hays State	W 81-67		
Benedictine	L 75-85		
Southwestern	W 91-63		
Emporia State	W 81-69		
POINTS	1562-1427		

1956-1957 McDonald	9-10		
Ottawa	W 72-71		
Northwest Missouri	L 64-67		
Baker	W 87-63		
Drury	L 62-64		
Northwest Missouri	L 69-78		
Central Missouri	W 65-61		
Ottawa	L 71-85		
Fort Hays State	W 88-60		
Pittsburg State	W 91-67		
Nebraska-Omaha	W 74-61		
Pittsburg State	L 65-86		
Southwestern	W 71-59		

ALL-TIME SCORES

Fort Hays State	W 83-73
Nebraska-Omaha	L 58-61
Pittsburg State	L 62-72
Colorado State	W 91-79
Southern Colorado	L 74-80
Colorado State	W 87-84
Benedictine	W 77-54
Fort Hays State	W 74-60
Eastern New Mexico	W 70-60
Emporia State	W 55-54
Friends	W 80-60
Western Montana	W 90-68
Fairmont State	W 74-72
Elizabeth City	L 88-90

POINTS 2278-2114
* NAIA National Tournament

1969-1970 Cafer	14-11
Ottawa	W 80-44
Iowa State	L 49-75
Central Missouri	W 80-73
Nebraska-Omaha	W 85-71
Fort Hays State	W 75-67
Northwest Missouri	L 70-75
Benedictine	L 56-70
Fort Hays State	L 53-82
Briar Cliff	W 60-53
Wayne State	L 65-71
Pittsburg State	W 82-75
Missouri Western	W 77-71
Missouri Southern	W 60-54
Nebraska-Omaha	W 81-74
Rockhurst	W 69-67
John Brown	W 77-55
Southwest Baptist	W 90-66
Emporia State	W 71-64
Pittsburg State	W 87-83
William Jewell	L 40-58
Benedictine	L 53-62
Rockhurst	L 64-75
Northwest Missouri	L 76-91
St. Mary	L 65-71
Emporia State	L 62-65

POINTS 1727-1712

1970-1971 Cafer	13-12
Ottawa	W 72-64
St. Cloud	W 84-68
Northwest Missouri	L 66-71
Central Missouri	W 74-73
William Jewell	W 71-70
Northwest Missouri	W 78-72
Rockhurst	W 88-73
Nebraska-Omaha	W 86-73
Benedictine	L 51-70
Fort Hays State	L 60-74
Southern Colorado	W 84-78
Northern Colorado	L 64-77
Benedictine	L 66-90
Missouri Western	W 73-65
Pittsburg State	W 66-80
Arkansas	W 80-75
John Brown	L 66-76
Southwest Baptist	L 78-83
Fort Hays State	L 70-83
Emporia State	W 73-62
Pittsburg State	W 72-67
Emporia State	W 67-60
Southern Colorado	L 69-88
Northern Colorado	L 48-62
Nebraska-Omaha	L 84-95

POINTS 2090-1849

1971-1972 Cafer	13-12
Ottawa	W 86-62
Sacred Heart	W 90-85
Northwest Missouri	W 88-69
Central Missouri	L 83-86
William Jewell	W 73-61
Southwest Baptist	W 78-75
St. Cloud	L 73-81
Minnesota-Morris	L 68-69
St. John's	L 66-70
Nebraska-Omaha	W 78-75
Fort Hays State	W 74-63
Southern Colorado	L 79-91
Northern Colorado	W 88-79

Benedictine	W 70-54
Northwest Missouri	L 64-65
Pittsburg State	L 66-84
Drury	W 68-58
Fort Hays State	L 57-63
Benedictine	L 53-68
Emporia State	L 54-61
Pittsburg State	L 63-78
Emporia State	W 78-69
Southern Colorado	W 74-67
Northern Colorado	W 72-70
Nebraska	L 67-73

POINTS 1810-1776

1972-1973 Cafer	11-14
Friends	W 76-55
Oklahoma	L 55-79
Ottawa	W 99-68
Northwest Missouri	W 65-64
Fort Hays State	L 59-63
Central Missouri	L 85-89
Kearney State	L 85-88
Phillips	L 60-79
Southern Colorado	L 61-75
Northern Colorado	W 76-71
Emporia State	L 65-67
Pittsburg State	L 68-78
Benedictine	L 44-55
Northwest Missouri	W 77-59
Benedictine	L 56-59
Southwest Baptist	L 81-91
Drury	L 54-87
Sacred Heart	W 83-82
Southern Colorado	L 60-74
Northern Colorado	W 77-72
Emporia State	W 78-54

POINTS 2115-1903
* NAIA National Tournament



Pittsburg State	W 63-59
Nebraska-Omaha	L 65-75
Fort Hays State	W 70-66
Nebraska-Omaha	W 83-76

POINTS 1745-1785

1973-1974 Cafer	17-12
Baker	W 72-54
Missouri-St. Louis	L 76-80
Northeast Missouri	L 45-57
Ottawa	W 81-68
Fort Hays State	L 78-81(OT)
Central Missouri	L 86-89
Nebraska-Omaha	L 73-84
Arkansas State	W 79-64
Southern Colorado	W 57-56
Northern Colorado	W 86-64
Emporia State	L 75-84

Pittsburg State	W 82-71
Benedictine	W 63-56
Northwest Missouri	W 71-46
Stirling	W 95-43
William Jewell	W 88-54
Southern Colorado	W 67-52
Northern Colorado	W 89-71
Emporia State	L 74-82
Pittsburg State	W 82-70
Nebraska-Omaha	L 58-73
Fort Hays State	W 81-57
Nebraska-Omaha	L 75-83
Benedictine	L 53-55
Northwest Missouri	L 72-83
Emporia State	W 74-63
Marymount	W 61-56(OT)
Wisconsin-Eau Claire	W 67-50
Augustana	L 55-57

POINTS 2115-1903
* NAIA National Tournament

1974-1975 Cafer	12-13
Baker	W 92-46
Ottawa	W 71-58
Northeast Missouri	W 83-79
Central Missouri	L 86-98
William Jewell	W 67-48
Kansas Newman	L 63-64
Benedictine	L 54-60
East Central	W 69-59
Central State	L 57-59
Benedictine	W 67-60
Southern Colorado	W 71-52
Northern Colorado	W 74-70
Emporia State	L 65-72
Pittsburg State	L 79-87

POINTS 1664-1777

1976-1977 Cafer	6-21
Rockhurst	L 78-79
Baker	W 68-64
Northwest Missouri	L 61-77
Missouri-Rolla	L 68-71
Northeast Missouri	L 83-86
Ottawa	W 98-69
Central Missouri	L 79-88
Midwestern State	L 86-94
McMurry	W 71-63
William Jewell	W 60-53
Kansas Newman	L 61-65

Missouri Western	W 84-83(2 OT)
Fort Hays State	L 60-68
Benedictine	W 59-58
Phillips	W 82-73
Missouri-Kansas City	L 64-69
Southern Colorado	L 62-79
Northern Colorado	L 75-90
Emporia State	L 52-56
Pittsburg State	L 64-70
Fort Hays State	L 74-76
Northwest Missouri	W 71-68

POINTS 1678-1642

1975-1976 Cafer	8-17
Baker	W 92-64
Ottawa	W 72-67
Phillips	W 73-69(OT)

Northwest Missouri	L 84-89(2OT)
Central Missouri	L 58-66
Missouri Western	L 57-59(OT)
Central State	L 62-69
East Central	W 56-51
Northern Colorado	L 49-84
Southern Colorado	L 76-90
Missouri-St. Louis	L 67-70
Pittsburg State	L 64-84
Emporia State	L 66-71
Kearney State	L 91-103
Fort Hays State	L 52-61
Benedictine	L 67-79
Kansas Newman	W 80-69
Missouri-Kansas City	W 69-65
Northern Colorado	W 58-54
Southern Colorado	L 54-60
Emporia State	L 55-83
Pittsburg State	W 78-72
Kearney State	L 63-65
Benedictine	L 60-71
Fort Hays State	L 58-62

POINTS 1664-1777

1976-1977 Cafer	6-21
Rockhurst	L 78-79
Baker	W 68-64
Northwest Missouri	L 61-77
Missouri-Rolla	L 68-71
Northeast Missouri	L 83-86
Ottawa	W 98-69
Central Missouri	L 79-88
Midwestern State	L 86-94
McMurry	W 71-63
William Jewell	W 60-53
Kansas Newman	L 61-65

POINTS 1664-1777

1978-1979 Cafer	21-6
Arkansas Tech	W 92-72
Langston	W 82-52
Ottawa	W 87-67
Air Force	W 67-59

Kearney State	L 81-89
Fort Hays State	W 64-59
Emporia State	L 61-64
Missouri Southern	W 74-73
Pittsburg State	L 56-57
Benedictine	L 64-77
Missouri Western	L 72-91
Wayne State	L 60-79
Pittsburg State	L 49-51
Missouri Southern	L 60-66
Emporia State	L 66-79
Kearney State	L 66-75
Fort Hays State	L 71-88
Wayne State	L 86-94
Missouri Western	L 63-66
Benedictine	L 71-90

POINTS 1877-2007

1977-1978 Cafer	19-9
Southwestern Oklahoma	W 87-71
Arts & Sciences OK	W 81-67
Culver-Stockton	L 68-71
Northwest Missouri	W 88-72
William Jewell	W 70-63
Southwestern	W 96-85
Adams State	W 85-75
Benedictine	L 63-79
Ottawa	W 89-64
Central Missouri	W 72-70
Rockhurst	L 54-73
Emporia State	W 75-72
Kearney State	L 79-91
Fort Hays State	W 71-69
Benedictine	W 95-61
Missouri Southern	L 70-76
Pittsburg State	W 75-55
Wayne State	W 92-85
Missouri Western	W 80-78
Pittsburg State	W 64-59
Missouri Southern	L 60-74
Kearney State	W 68-66
Fort Hays State	W 86-63
Kansas Newman	W 93-76
Missouri Western	W 77-76
Wayne State	L 93-97
Emporia State	L 58-59
Southwestern	L 67-70

POINTS 2156-2017

1980-1981 Chipman	21-8
Kansas Newman	W 71-69
Sioux Falls	W 85-72
Benedictine	W 42-40
Avila	W 71-52
Bethany	W 77-52
Ottawa	W 84-77
Northeast Missouri	W 65-64
Missouri Baptist	W 77-68
Baker	W 74-70
Missouri Southern	L 56-57
Pittsburg State	W 62-47
Benedictine	W 61-55
Fort Hays State	L 63-70
Kearney State	L 73-92
Emporia State	W 74-51
Wayne State	W 68-62
Missouri Western	W 73-59
Fort Hays State	W 75-61
Kearney State	L 63-67
Marymount	L 63-77
Pittsburg State	W 68-48
Missouri Southern	W 58-56
Kansas Newman	L 47-48
Missouri Western	W 70-56
Wayne State	L 66-68
Emporia State	W 69-55
Kansas Newman	W 79-72
Marymount	W 82-81
Fort Hays State	L 62-66

POINTS 2107-1886

1980-1981 Chipman	21-8
Kansas Newman	W 71-69
Sioux Falls	W 85-72
Benedictine	W 42-40
Avila	W 71-52
Bethany	W 77-52
Ottawa	W 84-77
Northeast Missouri	W 65-64
Missouri Baptist	W 77-68
Baker	W 74-70
Missouri Southern	L 56-57
Pittsburg State	W 62-47
Benedictine	W 61-55
Fort Hays State	L 63-70
Kearney State	L 73-92
Emporia State	W 74-51
Wayne State	W 68-62
Missouri Western	W 73-59
Fort Hays State	W 75-61
Kearney State	L 63-67
Marymount	L 63-77
Pittsburg State	W 68-48
Missouri Southern	W 58-56
Kansas Newman	L 47-48
Missouri Western	W 70-56
Wayne State	L 66-68
Emporia State	W 69-55
Kansas Newman	W 79-72
Marymount	W 82-81
Fort Hays State	L 62-66

POINTS 1978-1812

1981-1982 Chipman	22-9
Graceland	W 75-58
Baker	W 74-62
Northeast Missouri	L 66-72
Bethany	W 89-61
Colorado College	W 85-67
McPherson	W 85-48
Benedictine	W 79-70
Colorado	L 58-72
Ottawa	W 67-58
Fort Hays State	W 63-51
Kearney State	L 79-84
Benedictine	W 67-66
Missouri Western	L 60-68
Emporia State	L 46-49
Pittsburg State	L 61-63
Missouri Southern	W 75-59
Wayne State	W 66-56

Wayne State	W 70-68
Missouri Western	W 52-50
Emporia State	W 81-61
Fort Hays State	W 94-73
Kearney State	W 75-70
Kansas Newman	L 70-74

POINTS 2050-1824

1979-1980 Chipman	20-8
Concordia	W 88-58
Missouri Baptist	W 85-57
Avila	W 63-54
Buena Vista	W 79-65
Benedictine	W 77-57
Emporia State	L 68-72(OT)
Quincy	L 67-87
Gardner-Webb	L 83-88
LeMoyné-Owen	W 80-68
Ottawa	W 66-58
Baker	W 76-53
Wayne State	W 60-57
Missouri Western	W 67-61
Benedictine	W 72-58
Pittsburg State	W 88-55
Missouri Southern	L 71-72
Kearney State	W 78-73
Fort Hays State	W 85-69
Wayne State	W 73-59
Missouri Western	W 66-64
Kansas Newman	L 56-68
Kearney State	L 84-91
Fort Hays State	L 72-92
Missouri Southern	W 87-71
Pittsburg State	W 92-69
Emporia State	W 84-75
Fort Hays State	W 74-62
Marymount	L 66-73

POINTS 2107-1886

1980-1981 Chipman	21-8
Kansas Newman	W 71-69
Sioux Falls	W 85-72
Benedictine	W 42-40
Avila	W 71-52
Bethany	W 77-52
Ottawa	W 84-77
Northeast Missouri	W 65-64
Missouri Baptist	W 77-68
Baker	W 74-70
Missouri Southern	L 56-57
Pittsburg State	W 62-47
Benedictine	W 61-55
Fort Hays State	L 63-70
Kearney State	L 73-92
Emporia State	W 74-51
Wayne State	W 68-62
Missouri Western	W 73-59
Fort Hays State	W 75-61
Kearney State	L 63-67
Marymount	L 63-77
Pittsburg State	W 68-48
Missouri Southern	W 58-56
Kansas Newman	L 47-48
Missouri Western	W 70-56
Wayne State	L 66-68
Emporia State	W 69-55
Kansas Newman	W 79-72
Marymount	W 82-81
Fort Hays State	L 62-66

POINTS 1978-1812

||
||
||

Missouri Western	W 81-77
Marymount	W 90-59
Missouri Southern	W 70-67
Pittsburg State	W 87-70
Missouri Western	W 80-75
Wayne State	W 83-52
Fort Hays State	W 89-85
Kearney State	W 116-99(OT)
Emporia State	W 96-66
Pittsburg State	W 90-82
Missouri Southern	W 106-93
Bethel	W 102-56
Kansas Newman	W 94-72
Fort Hays State	W 63-61
Cabrini	W 87-64 *
Taylor	W 74-44 *
Auburn-Montgomery	W 69-61 *
Central Washington	W 65-63 *
West Virginia State	W 79-77 **
POINTS	3155-2691
* NAIA National Tournament	
** NCAA National Championship Game	

1987-1988 Chipman	27-4
Friends	W 85-52
Bellevue	W 100-72
Drury	W 65-60
Azusa Pacific	L 69-76
Cal. State-Los Angeles	W 92-74
Baker	W 98-70
William Jewell	L 72-73(OT)
Hendrix	W 93-68
Southern Tech	W 78-65
Birmingham-Southern	W 80-79
Benedictine	W 81-75
Pittsburg State	W 82-67
Missouri Southern	W 91-61
Emporia State	W 83-67
Fort Hays State	W 82-77
Kearney State	W 86-75
Marymount	W 93-78
Wayne State	W 75-68
Missouri Western	W 81-71
Kearney State	W 89-73
Fort Hays State	W 72-62
Drury	W 81-68
Missouri Southern	W 94-56
Pittsburg State	W 78-60
Emporia State	W 83-77
Missouri Western	W 104-93
Wayne State	W 99-65
Marymount	L 106-104
McPherson	W 85-70
Pittsburg State	W 80-61
Fort Hays State	L 86-89
POINTS	2646-2206

Kearney State	W 97-90
Bethany	W 91-63
Marymount	W 97-92
Emporia State	W 93-92 (OT)
Minnesota-Duluth	W 59-55*
Wisconsin-Eau Claire	L 71-86*
POINTS	2693-2387
* NAIA National Tournament	
1989-1990 Chipman	20-12
Friends	W 95-78
Bethel	W 97-76
Emporia State	W 75-71
Cal. State-Dominguez Hills	W 70-67
Cal. State-Stanislaus	L 64-72
Emporia State	L 69-72
Fort Hays State	W 79-71
Colorado Mines	W 96-63
Franklin Pierce	W 72-53
Grand Valley State	W 73-68
Tabor	W 83-64
Northwest Missouri	W 83-74
Southwest Baptist	L 70-75
Central Missouri	L 65-69
Pittsburg State	L 75-76
Lincoln	W 98-93
Missouri Western	L 70-74
Northwest Missouri	W 59-54
Northeast Missouri	W 89-83
Southeast Missouri	L 62-79

Central Missouri	L 68-91
Missouri-Rolla	L 66-74
Fort Hays State	W 74-72
Lincoln	W 76-58
Missouri Western	L 75-94
Northeast Missouri	W 61-56
Missouri-St. Louis	W 96-79
Missouri Southern	L 71-88
Friends	W 84-71
Fort Hays State	W 70-56
Emporia State	W 71-66
Southern California College	L 82-102 *
POINTS	2367-2273
* NAIA National Tournament	
1990-91 Chipman	16-13
Friends	L 88-89
Bethel	W 74-44
Spring Hill	L 69-74
Xavier	L 76-89
Fort Hays State	L 86-104
Emporia State	L 71-84
Baker	W 96-58
Fort Hays State	W 81-65
Briar Cliff	W 101-74
Tabor	W 73-65
Northwest Missouri	W 89-81
Southwest Baptist	L 71-90
Central Missouri	L 66-73(OT)
Pittsburg State	W 79-59

Emporia State	W 72-69
Lincoln	W 87-74
Missouri Western	L 54-74
Northwest Missouri	W 94-71
Northeast Missouri	W 76-67
Central Missouri	L 86-99
Missouri-Rolla	L 63-76
Lincoln	W 74-63
Missouri Western	W 74-73
Northeast Missouri	W 85-73
Missouri-St. Louis	L 70-82
Southeast Missouri	L 73-88
Missouri Southern	W 101-99(OT)
Missouri-St. Louis	W 83-79 *
Southwest Baptist	L 72-85 *
POINTS	2284-2221
* MIAA Postseason Tournament	
1991-92 Chipman	27-5
Friends	W 114-78
Tabor	W 104-72
Baker	W 91-61
Fort Hays State	W 75-74
Panhandle State	W 97-57
Wayne State	W 85-61
Fort Hays State	W 101-85
East Stroudsburg	W 94-86
Barry	W 89-68
Northwest Missouri	W 79-69
Southwest Baptist	W 103-77

Central Missouri	W 91-78
Pittsburg State	L 71-72
Emporia State	W 89-83
Missouri Western	W 95-83
Fort Hays State	W 84-60
Northwest Missouri	W 80-70
Northeast Missouri	L 79-82
Central Missouri	W 85-66
Missouri-Rolla	W 99-86
Rockhurst	W 95-67
Emporia State	L 54-57
Missouri Western	L 78-92
Northeast Missouri	W 91-62
Missouri-St. Louis	W 64-60
Lincoln	W 100-77
Missouri Southern	W 95-70
Northwest Missouri	W 94-75 *
Pittsburg State	W 67-54 (OT) *
Missouri Western	W 77-62 *
Texas A&I	W 85-65 **
Central Oklahoma	L 114-132 **
POINTS	2819-2341
* MIAA Postseason Tournament	
** NCAA National Tournament	



Individual

Most Games Played

Season: 39, James Davenport, 1986-87
 Keith Downing, 1986-87
 Rob Reilly, 1986-87
 Greg Wilson, 1986-87

Career: 137, Keith Downing, 1983-87

Most Points Scored

Game: 42, Gary Carrier vs. Kansas Newman, March 3, 1984 (16 FGs, 10 FTs)
 Season: 833, Gary Carrier, 1983-84
 Career: 2,626, Gary Carrier, 1981-85

Best Scoring Average

Season: 25.2, Gary Carrier, 1983-84
 Career: 20.3, Gary Carrier, 1981-85

Most Field Goals Made

Game: 18, Gary Carrier vs. Kearney State, Jan. 13, 1984 (24 att.)
 Season: 321, Gary Carrier, 1984-85
 Career: 1,046, Gary Carrier, 1981-85 (1,817 att.)

Most Field Goals Attempted

Game: 31, Bob Godwin vs. Fort Hays State, 1955 (9 made)
 Season: 557, Gary Carrier, 1984-85
 Career: 1,817, Gary Carrier, 1981-85 (1,046 made)

Best Field Goal Percentage

Season (min. 200 att.): .669, Tom Meier, 1985-86 (276 made, 412 att.)
 Career (min. 400 att.): .644, Tom Meier, 1983-87 (856 made, 1,330 att.)

Most Three-Point Field Goals Made

Game: 9, Maurice Lamar vs. Central Oklahoma, March 14, 1992 (20 att.)
 Season: 113, Maurice Lamar, 1991-92 (255 att.)
 Career: 198, Maurice Lamar, 1991-92 (459 att.)

Most Three-Point Field Goals Attempted

Game: 20, Maurice Lamar vs. Central Oklahoma, March 14, 1992 (9 made)
 Season: 255, Maurice Lamar, 1991-92 (113 made)
 Career: 459, Maurice Lamar, 1989-90; 91-92 (198 made)

Best Three-Point Field Goal Percentage

Season (min. one made per total games): .524, Mike Dickerson, 1987-88 (55 made, 105 att.)
 Career (min. one made per total games): .431, Maurice Lamar, 1989-90; 91-92 (198 made, 459 att.)

Most Free Throws Made

Game: 19, Jerry Milner vs. Ottawa, 1959 (25 att.)
 Season: 221, Gary Carrier, 1983-84 (278 att.)
 Career: 534, Gary Carrier, 1981-85 (726 att.)

Most Free Throws Attempted

Game: 25, Jerry Milner vs. Ottawa, 1959 (19 made)
 Season: 278, Gary Carrier, 1983-84 (221 made)
 Career: 726, Gary Carrier, 1981-85 (534 made)

Best Free Throw Percentage

Career (min. 200 att.): .900, Mike Dickerson, 1986-90 (199 made, 221 att.)

Most Consecutive Free Throws Made

Career: 35, Ron Berkholtz, 1968

Most Rebounds

Game: 23, Joe Luebecke vs. Emporia State, 1974
 Season: 388, Tom Meier, 1986-87
 Career: 1,167, Gary Carrier, 1981-85

Best Rebound Average

Season: 11.5, Gregg Gibb, 1963-64
 Career: 9.09, Tom Meier, 1983-87 (1,155 rebounds in 127 games)

Most Assists

Game: 12, Bobby Sumler vs. West Virginia State, March 18, 1987
 Season: 115, Tim Triggs, 1982-83
 Career: 313, Kyle Unruh, 1979-82

Best Assist Average

Season: 5.2, Tim Triggs, 1982-83
 Career: 4.3, Jeff Stromgren, 1978-79

Most Personal Fouls

Season: 100, Greg Wilson, 1986-87
 Career: 342, Greg Wilson, 1985-89

Most Games Fouled Out

Season: 10, John Duma, 1976-77
 Career: 20, John Duma, 1974-78

Most Points, Two Players

Game: 67, Ron Berkholtz (35) and Frank Dexter (32) vs. Kenyon, 1968

Team

Most Points Scored

Game: 126, vs. Kansas Newman, March 3, 1984
 Season: 3,235, 1986-87

Best Scoring Average

Season: 88.1, 1991-92 (2,819 points in 32 games)

Fewest Points Scored

Game: 34, vs. Southwestern, 1951
 Season: 937, 1961-62 (16 games)

Most Points Allowed

Game: 132, Central Oklahoma, March 14, 1992
 Season: 2,691, 1986-87 (39 games)

Fewest Points Allowed

Game: 38, Southwestern, 1951
 Emporia State, 1952
 Season: 1,006, 1961-62 (16 games)

Most Field Goals Made

Game: 54, vs. Kansas Newman, March 3, 1984 (81 att.)
 Season: 1,257, 1986-87 (2,387 att.)

Most Field Goals Attempted

Game: 93, vs. Peru State, 1964 (43 made)
 Season: 2,387, 1986-87 (1,257 made)

Best Field Goal Percentage

Game: .711, vs. Missouri Southern, 1980 (37 made, 52 att.)
 Season: .539, 1984-85 (1,108 made, 2,054 att.)

Most Three-Point Field Goals Made

Game: 14, vs. Panhandle State, Dec. 14, 1991 (26 att.)
 vs. Southwest Baptist, Jan. 11, 1992 (22 att.)
 vs. Central Oklahoma, March 14, 1992 (37 att.)
 Season: 246, 1991-92 (587 att.)

Most Three Point Field Goals Attempted

Game: 37, vs. Central Oklahoma, March 14, 1992 (14 made)
 Season: 587, 1991-92 (246 made)

Best Three Point Field Goal Percentage

Game (min. nine att.): .777, vs. Benedictine, Nov. 27, 1988 (7 made, 9 att.)
 Season: .472, 1987-88 (127 made, 269 att.)

Most Free Throws Made

Game: 47, vs. Fort Hays State, 1969 (54 att.)
 Season: 726, 1968-69 (951 att.)

Most Free Throws Attempted

Game: 59, vs. Kearney State, Feb. 14, 1987 (44 made)
 Season: 951, 1968-69 (726 made)

Best Free Throw Percentage

Game (min. 15 att.): 1.000, vs. Fort Hays State, Feb. 22, 1985 (16 made, 16 att.)
 Season: .763, 1968-69 (726 made, 951 att.)

Most Rebounds

Game: 64, vs. Missouri-Kansas City, 1975
 Season: 1,418, 1986-87

Best Rebound Average

Season: 44.1, 1973-74

Most Assists

Game: 33, vs. Pittsburg State, Feb. 14, 1986
 Season: 691, 1986-87

Best Assists Average

Season: 18.8, 1985-86

Most Personal Fouls

Game: 39, vs. Central Missouri, Feb. 7, 1990
 Season: 726, 1991-92

Most Players Fouled Out

Season: 26, 1976-77

Miscellaneous


Most Games: 39, 1986-87 (35-4)
 Most Wins: 35, 1986-87 (35-4)
 Most Losses: 21, 1976-77 (6-21)
 Fewest Wins: 5, 1961-62 (5-11)
 1965-66 (5-20)
 Fewest Losses: 4, 1986-87 (35-4)
 1987-88 (27-4)
 Best Winning Percentage: .897, 1986-87 (35-4)
 Most Consecutive Wins: 25, 1986-87 (35-4)
 Most Consecutive Losses: 12, 1976-77 (6-21)
 Most Consecutive Home Wins: 34, 1966-67

Career Scoring Leaders

	YEARS	GAMES	AVE.	PTS
1. Gary Carrier	1981-85	129	20.3	2,626
2. Tom Meier	1983-87	127	16.4	2,082
3. Harold Brown	1970-74	102	16.2	1,651
4. Ron Berkholtz	1965-69	101	13.3	1,344
5. Greg Wilson	1985-89	135	9.8	1,321
6. Mike Dickerson	1986-90	114	9.9	1,130
7. Tom Carlson	1954-59	82	13.2	1,080
8. Ron Ford	1962-66	86	12.3	1,055
9. Leonard Conkleton	1971-75	98	10.3	1,011
Dave Hull	1975-78	74	13.7	1,011
11. Charles Brehm	1951-54	80	12.6	1,004
12. Jeff Markray	1988-90	65	15.4	1,002
13. Bill Yardsley	1950-54	85	11.6	989
14. Gerald Spohn	1942-47	86	11.2	962
15. Doyle Callahan	1987-90	90	10.5	948
16. Ricardo Bonner	1976-80	52	17.9	932
17. John Johnson	1966-70	81	11.2	909
18. Dennis Brady	1983-85	68	13.1	889
19. Bill Quick	1958-62	70	12.7	886
Nile Nelson	1951-58	89	11.0	886
21. Ed Hanson	1948-52	80	13.9	881
22. Maurice Lamar	1989-90; 91-92	64	13.7	875
23. Rich Hamilton	1986-88	62	13.7	850
24. Bobby Sumler	1985-88	88	9.5	834
25. Tom Frazier	1969-72	60	13.8	827


Career Rebounding Leaders

1. Gary Carrier	1981-85	129	9.1	1,167
2. Tom Meier	1983-87	127	9.1	1,155
3. Leonard Conkleton	1971-75	98	6.5	638
4. Greg Wilson	1985-89	135	4.2	569
5. Doyle Callahan	1987-90	90	6.2	560
6. Harold Brown	1970-74	102	5.4	550
7. Dave Nelson	1979-83	117	4.2	495
8. Jeff Markray	1988-90	65	7.6	491
9. Rich Hamilton	1986-88	62	7.6	474
10. Dave Hull	1975-79	74	6.3	467
11. Ron Berkholtz	1965-69	101	4.6	467
12. Ricardo Bonner	1976-80	52	8.4	436
13. Joe Luebcke	1973-75	53	8.1	430
14. Jerry Berlin	1966-68	47	8.5	399
15. Rodney Trunnel	1979-81	57	6.7	382



Tom Meier
1983-87
NAIA All-American

Gary Carrier
1981-85
NAIA All-American
NAIA Hall of Fame



Single-Game Scoring Leaders

	YEAR	POINTS
1. Gary Carrier, vs. Kanasa Newman	1984	42
2. Harold Brown, vs. Nebraska-Omaha	1973	40
Gary Carrier, vs. Kearney State	1984	40
4. Jerry Milner, vs. Ottawa	1959	37
Gary Carrier, vs. Missouri Southern	1984	37
6. Jerry Milner, vs. Illinois State	1959	36
Ricardo Bonner, vs. Wayne State	1978	36
Gary Carrier, vs. Kearney State	1985	36
Maurice Lamar vs. Central Oklahoma	1992	36
10. Gary Carrier, vs. Wayne State	1983	35
Gary Carrier, vs. Wayne State	1985	35

Single-Season Scoring Leaders

	YEAR	GAMES	AVE.	PTS
1. Gary Carrier	1983-84	33	25.2	833
2. Gary Carrier	1984-85	35	23.5	824
3. Tom Meier	1986-87	37	18.2	675
4. Tom Meier	1985-86	32	19.8	634
5. Gary Carrier	1982-83	30	19.6	589
6. Dave Hull	1976-77	27	21.0	566
7. Ricardo Bonner	1979-80	29	19.8	554
8. Jeff Markray	1988-89	33	16.4	543
9. Ron Berkholtz	1968-69	29	17.8	515
10. Dennis Brady	1983-84	33	15.3	504
11. Frank Dexter	1968-69	30	16.5	496
12. Tom Meier	1984-85	35	14.0	490
13. Harold Brown	1973-74	29	16.6	482
14. Marvin Singleton	1990-91	29	16.6	481
15. Calvin Sprew	1986-87	38	12.6	480
16. Harold Brown	1972-73	24	19.8	475
17. Rich Hamilton	1987-88	31	15.1	468
18. Jeff Markray	1989-90	32	14.3	459
19. Maurice Lamar	1991-92	32	14.3	458
20. Doyle Callahan	1988-89	33	13.5	445

see them

hear it

SWISH

feel the

HEAT

THE ACTION, THE HISTORY, THE EXCITEMENT, THE LEGENDS,
THE DRAMA, THE TEAMS, THE RECORDS, THE MEMORABILIA,
THE BEST OF THE BEST ... **IT'S ALL HERE!**

The Basketball Hall of Fame
SPRINGFIELD, MASSACHUSETTS TEL (413) 781-6500

WASHBURN UNIVERSITY BASKETBALL

1992-93 ICHABODS SCHEDULE

NOVEMBER 9	RUSSIAN SELECT TEAM (EXHIBITION)	7:00
NOVEMBER 20	FRIENDS UNIVERSITY	7:30
November 27-28	at Florida Institute of Technology Tournament	TBA
December 3	at Fort Hays State University	7:30
DECEMBER 10	BAKER UNIVERSITY	7:30
December 12	at MidAmerica Nazarene College	7:30
DECEMBER 18-19	WIBW HOLIDAY TOURNAMENT	TBA
January 2	at McPherson College	7:30
January 6	* at Northwest Missouri State University	8:00
JANUARY 9	* SOUTHWEST BAPTIST UNIVERSITY	8:00
January 13	* at Central Missouri State University	7:30
JANUARY 16	* PITTSBURG STATE UNIVERSITY	8:00
JANUARY 18	ROCKHURST COLLEGE	7:30
JANUARY 20	* EMPORIA STATE UNIVERSITY	8:00
January 23	* at Missouri Western State College	7:30
JANUARY 27	* NORTHWEST MISSOURI STATE UNIVERSITY	8:00
JANUARY 30	* NORTHEAST MISSOURI STATE UNIVERSITY	8:00
FEBRUARY 3	* CENTRAL MISSOURI STATE UNIVERSITY	8:00
February 6	* at University of Missouri-Rolla	7:45
February 10	* at Emporia State University	8:00
FEBRUARY 13	* MISSOURI WESTERN STATE COLLEGE	8:00
February 17	* at Northeast Missouri State University	7:30
February 20	* at University of Missouri-St. Louis	7:30
FEBRUARY 24	* LINCOLN UNIVERSITY	8:00
February 27	* at Missouri Southern State College	8:00

* MIAA Conference Game



Follow the
 Ichabods with Ron
 Simon, Galen Brown
 and Tim Racer
 on KTOP