

WASHBURN

2017 ICHABOD FOOTBALL GAME NOTES



79 ALL-AMERICANS • 149 ALL-CONFERENCE PLAYERS • 12 CONFERENCE TITLES • 5 NFL DRAFT PICKS

2017 WASHBURN FOOTBALL

Game 12

Washburn vs Angelo State

Saturday, Dec. 2, 2017 // 6 p.m.

Bulldawg Stadium // Copperas Cove, Texas

THE MATCH UP



Record 6-5, 6-5 MIAA	Record 6-4, 4-4 LSC
AFCA/D2FB Rank . . NR/NR	AFCA/D2FB Rank . . NR/NR
Points/Game 31.0	Points/Game 39.1
Rush Yds/Game 190.5	Rush Yds/Game 176.2
Pass Yds/Game 202.7	Pass Yds/Game 326.4
Total Off./Game 393.2	Total Off./Game 502.6
Total Def./Game 408.9	Total Def./Game 342.9

THE COACHES

Head Coach Craig Schurig	Head Coach Will Wagner
WU Record 109-74 (16th)	ASU Record 42-35 (7th)
Career Record same	Career Record Same
vs Angelo State 0-0	vs Washburn 0-0

THE SERIES

First meeting

ON THE AIR

Radio KTPK 106.9 FM
Play-by-Play Jake Lebahn
Color Analyst Mark Elliott
Sideline Reports Jan Lunsford
Streaming Video Online The MIAA Network


WASHBURN SPORTS INFORMATION

Director/FB contact Gene Cassell
SID office phone 785.670-1791
SID E-Mail gene.cassell@washburn.edu
Cell phone 785-969-7577
Assistant SID Jason Oliveira
E-Mail jason.oliveira@washburn.edu
Office phone 785-670-1948
Press Box phone 785-670-1563
SID mailing address 1700 College; Topeka, Kan. 66621

WASHBURN (6-5, 6-5 MIAA)

VS ANGELO STATE (6-4, 4-4 LSC)

ICHABODS OFF TO 2ND STRAIGHT BOWL GAME IN TEXAS DEC. 2



FIRST AND 10

- For the second straight season, the Washburn Ichabods are off to a postseason bowl game as they will take on Angelo State on Dec. 2 in the C.H.A.M.P.S. Heart of Texas Bowl in Copperas Cove, Texas.
- The game will mark Washburn's 13th postseason game appearance in program history and its seventh bowl game.
- The Ichabods fell to Bemidji State in the 2016 Mineral Water Bowl. Washburn defeated Lone Star member Midwestern State in the 2010 Kanza Bowl in Topeka 45-14. Washburn also took part in the 1986 Aztec Bowl and the 2004 Mineral Water Bowl defeating Northern State 36-33. Washburn also defeated Millikin 21-7 in the 1974 Boot Hill Bowl in Dodge City, Kan. and lost to Benedictine 29-14 in the 1976 Boot Hill Bowl.
- Washburn is 6-5 this season coming off a 26-20 loss to Emporia State in its season finale.
- Angelo State is 6-4 this season coming off a 74-24 win over Texas Permian Basin in its final regular season game of the year and have won its last three games entering the bowl contest.
- Washburn finished in a tie for sixth in the MIAA standings.
- The Ichabods are one of six MIAA teams who earned postseason berths this year with four going to post-season bowl games and two in the NCAA Playoffs.
- Three of the four Kansas NCAA Division II postseason schools earned postseason berths this year with Fort Hays State as the No. 1 seed in the Division II for the playoffs, Pittsburg State at the Texarkana Bowl and Washburn in the Heart of Texas Bowl.
- Other MIAA schools involved in the postseason were Northwest Missouri, who fell in the first round of the NCAA playoffs. Central Missouri is in the Mineral Water Bowl and Central Oklahoma is in the Corsicana Bowl.
- The Ichabods have the fourth-best scoring offense in the MIAA at 31.0 ppg and the fourth-best scoring defense allowing 26.2 ppg.
- Washburn is outscoring its opponents 95-32 in the first quarter this season and 96-80 in the third quarter but have been outscored 93-73 in the second quarter and 83-74 in the fourth quarter of games this season including 65-7 in the last six games.
- The Ichabods have been flagged 65 times for 497 yards which is second in the MIAA in fewest penalty yards compared to 51 times for 446 yards for their opponents which also leads the league for the fewest yards against by opponents.
- Of the 232 first downs gained by opponents this season, 18 have been aided by Ichabod penalties ... Ichabod opponents have 232 first downs compared to 231 for Washburn.
- The Ichabods have never played a game on Dec. 2.
- In the month of December the Ichabods are 3-4 all-time.

2017 SCHEDULE

@ NSU	#1 NWMSU	@ LWU	UNK	@ PSU	MSSU	@ #8 FHSU	UCM	@ MWSU	UCO	@ ESU	VS ASU
Win	Loss	Win	Win	Win	Win	Loss	Loss	Win	Loss	Loss	Dec. 2
31-7	14-20	26-16	60-28	35-20	49-21	20-37	42-62	34-24	10-27	20-26	6 p.m.

Follow the Ichabods:



/wusports



/wusports



/wusports



/WU_Football

2017 Schedule/Opponents/Highlights



Thursday, Aug. 31

W 31-7

D.J. Olmstead was named MIAA Defensive Player of the Week after picking off two passes...WU held NSU to 21 yards of rushing yards on 31 carries while recording 230 of its own on the ground



Thursday, Sept. 7

L 14-20

Washburn vs No. 1 Bearcats held NWMSU to their closest game since September of 2015 and the Ichabod defense held Northwest to their lowest point total since the 2014 season



Saturday, Sept. 16

W 26-16

First double digit win by either team in the series ...WU scored 26 unanswered points in the second half for the win



Saturday, Sept. 23

W 60-28

The Ichabods jumped out to a 39-0 lead at the half cruising to the 32-point win ...Washburn scored in all 3 phases of the game in the win highlighted by a blocked punt for a TD on the Lopers 1st drive



Saturday, Sept. 30

W 35-20

Washburn won 3rd straight regular season meeting at Pitt State ... Ichabods scored 2 TD's within 11 seconds in 3rd quarter to go up 21-17 outscoring Gorillas 28-10 in 2nd half



Saturday, Oct. 7

W 49-21

Blake Peterson was 15 of 25 passing or 287 yards with three touchdowns ... D.J. Olmstead had 2 interceptions returning one for a touchdown



Saturday, Oct. 14

L 20-37

#8 Fort Hays State erased an Ichabod 10-point lead outscoring WU 27-0 in 2nd half ... D.J. Olmstead broke WU record with 3rd INT return for a TD



Saturday, Oct. 21 (Homecoming)

L 42-62

Blake Peterson tied school record with 6 offensive touchdowns (3 passing) ... Ichabods outscored 28-0 in fourth quarter ... Ichabods outgained 662 to 556 in game



Saturday, Oct. 28

W 34-24

Washburn scored the first 24 points of the game and ran 92 plays in the game in the win recording 28 first downs ... Griffons scored final 21 points of game



Saturday, Nov. 4 (Senior Day)

1 p.m.

Derrick McGreevy had a career high 19 tackles, tying for 7th on Ichabod single game chart



Saturday, Nov. 11

2 p.m.

Washburn has won nine of the last 13 games ... The series is the second-most-played in NCAA Division II with 113 meetings ... Washburn is 22-28-2 in meetings played in Emporia.

The Ichabods when ... in 2017 under HCCS*

Following a loss	2-2	33-30
At home	2-3	57-33
On the road	4-2	49-40
Neutral site	0-0	2-1
Against MIAA opponents	6-5	91-63
Against non-conference opponents	0-0	18-9
On natural grass	0-0	22-16
On artificial turf	6-5	87-58
In day games	4-4	80-56
In home day games	2-2	39-26
In road day games	2-2	35-33
In night games	2-1	26-13
In August	1-0	6-2
In September	4-1	41-23
In October	2-2	45-27
In November	0-2	17-21
In December	0-0	2-1
Leading after 1st quarter	5-1	76-17
Leading after 2nd quarter	4-1	84-12
Leading after 3rd quarter	6-1	96-6
Tied after 1st quarter	0-1	22-14
Tied after 2nd quarter	0-0	8-5
Tied after 3rd quarter	0-1	5-4
Trailing after 1st quarter	1-3	12-41
Trailing after 2nd quarter	2-4	17-58
Trailing after 3rd quarter	0-3	6-62
In overtime	0-0	4-4
WU scores first	5-1	77-21
Opponent scores first	1-4	32-53
WU has the first possession	2-3	68-45
Opponent has the first possession	4-2	41-29
WU scores 0-10 points	0-1	1-10
WU scores 11-20 points	0-3	6-21
WU scores 21-30 points	1-0	27-31
WU scores 31-40 points	3-0	34-9
WU scores 41-50 points	1-1	24-3
WU scores 50-plus points	1-0	16-0
Opponent scores 0-10 points	1-0	28-0
Opponent scores 11-20 points	2-1	33-5
Opponent scores 21-30 points	3-1	35-13
Opponent scores 31-40 points	0-1	11-25
Opponent scores 41-50 points	0-0	3-20
Opponent scores 50-plus points	0-1	0-9
WU has over 200 yards rushing	4-1	40-5
WU has less than 200 yards rushing	2-3	69-68
Opponent has over 200 yards rushing	1-2	13-29
Opponent has less than 200 yards rushing	5-2	95-45
WU has over 200 yards passing	2-3	71-44
WU has less than 200 yards passing	4-1	38-29
Opponent has over 200 yards passing	3-4	59-50
Opponent has less than 200 yards passing	3-0	50-23
WU gains 0-100 net yards	0-0	0-0
WU gains 101-200 net yards	0-0	0-8
WU gains 201-300 net yards	0-2	13-17
WU gains 301-400 net yards	2-1	28-27
WU gains 401-500 net yards	2-0	45-18
WU gains 501-plus net yards	1-1	22-3
Opponent gains 0-100 net yards	0-0	0-0
Opponent gains 101-200 net yards	0-0	11-2
Opponent gains 201-300 net yards	2-0	25-2
Opponent gains 301-400 net yards	3-1	49-17
Opponent gains 401-500 net yards	0-1	20-34
Opponent gains 501-plus net yards	0-2	4-18
WU commits 0-5 penalties	2-3	23-27
WU commits 6-10 penalties	3-1	65-37
WU commits 11-plus penalties	0-0	21-9
Opponent commits 0-5 penalties	4-4	46-29
Opponent commits 6-10 penalties	2-0	52-35
Opponent commits 11-plus penalties	0-0	11-9
WU leads in time of possession	3-0	54-21
WU trails in time of possession	3-4	55-52

*under head coach Craig Schurig since the 2002 season



ICHABODS VS RAMS

2017 MIAA Standings

	Conf	Pct.	Overall	Pct.	Streak
Fort Hays State	11-0	1.000	11-1	0.917	L1
Northwest Missouri	9-2	0.818	9-3	0.750	L1
Central Missouri	8-3	0.727	8-3	0.727	W2
Central Oklahoma	7-4	0.636	7-4	0.636	W5
Pittsburg State	7-4	0.636	7-4	0.636	W5
Emporia State	6-5	0.545	6-5	0.545	W2
Washburn	6-5	0.545	6-5	0.545	L2
Lindenwood	4-7	0.364	4-7	0.364	L1
Missouri Western	4-7	0.364	4-7	0.364	L5
Nebraska Kearney	3-8	0.273	3-8	0.273	L3
Northeastern State	1-10	0.091	1-10	0.091	L2
Missouri Southern	0-11	0.000	0-11	0.000	L11

Upcoming Schedules

Saturday, Dec. 2

Mineral Water Bowl - Central Missouri vs Minnesota Duluth
Excelsior Springs, Mo.
Live United Bowl - Pittsburg State vs Arkansas Tech -
Texarkana, Ark.
C.H.A.M.P.S Heart of Texas Bowl - Washburn vs Angelo
State - Copperas Cove, Texas
Coriscana Bowl - Central Oklahoma vs Tarleton State -
Corsicana, Texas

■ The Ichabods are 2-1 against Lone Star Conference teams in the postseason and 1-0 in postseason bowl games.

■ Washburn defeated Midwestern State 45-14 on Dec. 4, 2010 in the Kanza Bowl which was played in Topeka.

■ Washburn fell to West Texas A&M 40-39 on Nov. 17, 2007 in the NCAA First Round of the playoffs.

■ The Ichabods picked up their first win the NCAA Playoffs defeating then Division II foe Abilene Christian 52-49 in Topeka.

WASHBURN / ANGELO STATE SERIES NOTES

■ The bowl game will be the first between the two schools.

COACHES

Washburn Ichabod head coach Craig Schurig . . .

■ was named head coach of the Ichabod football program Dec. 28, 2001.

■ is 109-74 (.599) in his 16th season as the Ichabod head coach.

■ is 91-63 (.603) against the MIAA.

■ has led the Ichabods to three NCAA Playoff appearances and four bowl appearance championships.

■ led the Ichabods to the 2005 MIAA regular season outright championship.

■ led the Ichabods to the program's first 10-win season and their first NCAA or NAIA playoff game victory in school history with a win over Abilene Christian during the 2011 season.

■ is Washburn's all-time winningest football coach with 109 wins.

■ is 0-0 against Angelo State.

Angelo State head coach Will Wagner . . .

■ is 42-35 in his seventh season as the head coach of the Rams.

■ is familiar with Washburn as he spent the 1998-99 seasons as a graduate assistant coach at Northwest Missouri and was the defensive backs coach from 2000-2006 before moving to assistant head coach and defensive backs coach from 1998-2010.

■ is 0-0 against Washburn as a head coach.

WASHBURN NOTES

■ Derrick McGreevy is third in the MIAA and 10th in the NCAA in tackles at 11.1 per game and Heath Tucker is 16th in the MIAA with 7.1 tackles per game.

■ D.J. Olmstead is leads the MIAA with six interceptions and is 12th in the nation overall. He recovered his fourth fumble, which is second in the NCAA rankings, of the season against Missouri Western, which

WASHBURN VS ANGELO STATE // BY THE NUMBERS

ICHABODS // 6-5, 6-5 MIAA

	WU	OPP
FIRST DOWNS	231	232
Rushing	105	99
Passing	107	115
Penalty	19	18
RUSHING YARDAGE	2095	1923
Rushing Attempts	445	454
Average Per Rush	4.7	4.2
Average Per Game	190.5	174.8
TDs Rushing	21	15
PASSING YARDAGE	2230	2575
Comp-Att-Int	190-347-7	214-343-10
Average Per Pass	6.4	7.5
Average Per Catch	11.7	12.0
Average Per Game	202.7	234.1
TDs Passing	18	19
TOTAL OFFENSE	4325	4498
Average Per Play	5.5	5.6
Average Per Game	393.2	408.9
KICK RETURNS: # Yards	35-900	40-748
PUNT RETURNS: # Yards	16-189	15-184
INT RETURNS: # Yards	10-207	7-47
FUMBLES-LOST	19-11	25-13
PENALTIES-Yards	65-497	51-446
PUNTS-AVG	52-40.2	55-36.6
TIME OF POSSESSION/Game	28:49	31:11
3RD-DOWN Conversions	65/162	70/163
4TH-DOWN Conversions	11/25	6/14

Score by quarters	1st	2nd	3rd	4th	Total
Washburn	95	73	96	77	341
Opponents	32	93	80	83	288

RAMS // 6-4, 4-4 LSC

	ASU	OPP
SCORING		
Points Per Game	39.10	20.60
FIRST DOWNS		
Rushing	90	74
Passing	150	90
Penalty	21	16
RUSHING		
Attempts	399	408
Average Per Attempt	4.4	3.3
Avg. Per Game	176.2	135.2
Total	1762	1352
PASSING		
Att-Comp-Int	454-270-9	357-194-12
Avg. Per Game	326.40	207.70
Touchdowns	22	16
Total	3264	2077
TOTAL OFFENSE		
Total Plays	853	765
Avg. Per Play	5.9	4.5
Avg. Per Game	502.6	342.9
Total Yards	5026	3429
RETURNS		
Kickoff: Average	20.10	23.75
Punt: Average	5.71	7.85
INT: Total	12-238	9-120
TIME OF POSSESSION		
Avg. Per Game	26:02	33:58



NCAA RANKINGS (168 RANKED)

Category	WU	ASU
Rushing Offense	41	58
Passing Offense	95	6
Passing Efficiency	89	61
Total Offense	62	7
Scoring Offense	54	18
Rushing Defense	102	51
Pass Eff. Defense	124	42
Total Defense	123	51
Scoring Defense	74	32
Net Punting	57	56
Punt Returns	38	133
Kickoff Returns	8	121
Turnover Margin	53	59
Time Of Possession	120	164
Third Down Con. Pct.	63	18
Fourth Down Con. Pct.	96	121
Penalties	34	29
First Downs	50	13
Red Zone Offense	50	65
Red Zone Defense	70	47

tied an Ichabod single season record with Anthony Brooks (1987), Clay Phillips (1987), Leonard Jackson (1991) and Fred Caldwell (1989).

■ Mickeel Stewart ranks 12th in the MIAA with 56.7 which is second on the team ... he leads the Ichabods with seven rushing touchdowns.

■ Corey Ballentine is ranked fourth in the nation and first in the MIAA in kickoff returns averaging 31.5 yards per return.

■ Perry Schmiedeler is 23rd in the nation in punting and fourth in the MIAA averaging 41.0 yards per punt.

■ James Brania-Hopp leads the Ichabods with 591 receiving yards and 37 receptions which average 16.0 yards per catch ... his five touchdowns is tied for the team lead.

■ Carey Woods has 36 receptions and his 403 yards in receiving is third.

■ Derrick McGreevy leads the team with 122 tackles adding 7.5 tackles for loss, 1.5 sacks, two forced fumbles.

■ Rashade Chester leads the team with 9.5 tackles for loss for 28 yards.

■ Will Jones' 4.5 sacks for 26 yards leads the Ichabods.

■ Perry Schmiedeler has moved into the top four all-time at Washburn in career kick scoring with 197 points passing Nick Kresic who had 186 from 1983-86. His overall point total of 199 (after adding in the two-point conversion he ran for earlier this season) ranks him 10th on the all-time scoring chart at Washburn needing one more point to become the ninth Ichabod to go over the 200-point mark.

ROLLING THROUGH SOME ICHABOD NOTES AND THOUGHTS

■ Never has anyone in a Washburn uniform had a better career kickoff return average than Corey Ballentine ... who has a career average of 31.48 on 21 returns.

■ Going to the defensive side of the ball, Peter Pfannenstiel has 243 career tackles which is 14th on the all-time chart at Washburn.

■ To the postseason Washburn goes for the seventh time under head coach Craig Schurig.

■ Give it up for D.J. Olmstead who set a Washburn record for the most interception returns in a season with three.

■ You can't forget about Derrick McGreevy who has 122 tackles ranking eighth on the single season chart this year.

■ Up in the air this season has been Blake Peterson's 311 passing attempts which is sixth on the Ichabod single season attempts chart.

■ Never has an Ichabod team faced Angelo State.

■ Going to Texas is something somewhat new for the Ichabods having only played one postseason bowl in the Lone Star State against West Texas A&M in the 2007 playoffs.

■ To move into the top 15 all-time on the career rushing charts Mickeel Stewart needs two yards to pass Brent Cripps who had 1,480 yards.

■ Let it also be known Stewart has 16 rushing touchdowns, which rank 13th on the Ichabod career chart.

■ You know Corey Ballentine has 661 kickoff return yards this season, which is third on the Ichabod single season chart.

■ Down by six yards to Jaime Myers, who recorded 667 kickoff return yards for second on the Ichabod single season chart.

■ Never has an Ichabod team had a better kickoff return average than the 25.71 yards per return Washburn has this season collecting 900 yards on 35 returns.

■ Going to be a while until Washburn's next game when they open the 2018 season at Lindenwood.

■ To make it back to back trips to St. Charles to face the Lions in next season's opener.

■ Run the ball has been an emphasis for the Ichabods this season and their 2,095 rushing yards is ninth on the Washburn single season chart.

■ Around on the ground and Washburn's 4.71 yard per carry average is third on the Ichabod single season chart.

■ And did you know Peter Pfannenstiel will be making his 42nd career start as an Ichabod.

■ Desert or dessert ... one you can eat, one is filled with sand.

■ You know Perry Schmiedeler has hit all 39 of his extra point attempts this season.

■ Never has the Ichabods played a postseason bowl game in Texas.


■ Going to be rough saying good bye to Ichabod senior defensive linemen Trey Parker and Jalen Durham who have been SID favorites coming in to shoot the breeze during the week.

■ To say Zach Willis was having a great year before getting injured is an understatement has his 6.53 yards per rush on 92 carries is 11th on the Ichabod average yards per carry chart.

■ Make it to the postseason to extend their season as six of 12 MIAA football playing school with Fort Hays State and Northwest Missouri reaching the NCAA Playoffs.

■ You know there are four MIAA teams playing in a postseason bowl game this season with Washburn (Heart of Texas), Pittsburg State (Texarkana/Live United Bowl), Central Missouri (Mineral Water) and Central Oklahoma (Corsicana Bowl).

Ichabods on 2017 NFL rosters



Michael Wilhoite (Seattle Seahawks)

Other Ichabods who have played for Schurig who played in the NFL regular season games

Cary Williams (Titans, Ravens, Eagles, Seahawks, Redskins) - 2008-15

Brian Folkerts (Saints, Panthers, 49ers, Rams (2013-16)

Trey Lewis (Falcons) - 2007-10

Joe Hastings (49ers) - 2011

AFCA TOP 25 POLL #11

Nov. 13, 2017	Rec.	Pts.	Prv.
1 Minnesota St. (22)	11-0	834	1
2 Shepherd (7)	10-0	800	2
3 Indiana (Pa.) (2)	11-0	778	3
4 Fort Hays St. (3)	11-0	730	5
5 Midwestern St.	9-0	720	4
6 Indianapolis	11-0	672	6
7 Central Washington	11-0	661	7
8 Texas A&M-Commerce	9-1	602	T-8
9 Ashland	10-1	584	10
10 Ferris St.	9-1	542	11
11 Virginia St.	10-0	514	15
12 Winona St.	10-1	471	17
13 Northwest Missouri St.	9-2	359	18
14 Bowie St.	9-1	353	19
15 Assumption	9-1	333	T-8
16 Wingate	9-1	285	12
17 West Alabama	9-2	272	22
18 Sioux Falls	9-2	268	13
19 Shippensburg	10-1	261	25
20 Colorado St.-Pueblo	9-2	223	23
21 Humboldt St.	8-2	174	16
22 Colorado Mesa	9-2	147	14
23 Minnesota-Duluth	9-2	108	NR
24 Eastern New Mexico	8-2	90	20
25 Ouachita Baptist	9-2	72	NR

Dropped Out: Findlay (21), West Georgia (24)

Others Receiving Votes: Findlay, 49; California (Pa.), 40; Catawba, 35; Grand Valley St., 18; Delta St., 12; West Georgia, 10; Azusa Pacific, 9; Harding, 9; Slippery Rock, 4; West Florida, 4; Central Missouri, 3; Kutztown, 1; LIU-Post, 1; Ohio Dominican, 1; Tuskegee, 1.

D2FOOTBALL.COM POLL #11

Nov. 14, 2017	Rec.	LW
1 IUP	11-0	1
2 Minnesota State	11-0	2
3 Ashland	10-1	3
4 Shepherd	10-0	4
5 Midwestern State	9-0	5
6 Ferris State	9-1	6
7 Fort Hays	11-0	7
8 Texas A&M-Commerce	9-1	8
9 Indianapolis	11-0	9
10 Central Washington	11-0	10
11 Winona State	10-1	14
12 Northwest Missouri	9-2	15
13 Virginia State	10-0	16
14 Sioux Falls	9-2	11
15 Assumption	9-1	12
16 CSU-Pueblo	9-2	20
17 West Alabama	9-2	21
18 Wingate	9-1	13
19 Bowie State	9-1	NR
20 Minnesota Duluth	9-2	22
21 Shippensburg	10-1	NR
22 California	9-2	23
23 Grand Valley	8-3	25
24 Ouachita Baptist	9-2	NR
25 West Georgia	8-3	18

- Cry Cry Cry was a song written by Johnny Cash, who met his first wife Vivian Leberto in San Antonio, Texas - which is 211 miles from San Angelo, Texas - the location of Angelo State.
- Never has three of the four Kansas MIAA schools made the postseason in the same year.
- Going to be a long drive to the Heart of Texas Bowl as it is 650 miles from Topeka.
- To the end zone on three interceptions this season by the Ichabods is tied for second on the Ichabod single season chart.
- Say the seven interceptions thrown this season by Ichabods is tied for first for the fewest thrown by a Washburn team since the 1951 season.
- Goodbye to the 13 seniors on the Ichabod team wear the navy blue and white for the final time against Angelo State.
- Never has anyone at Washburn had more fumble return yards than Peter Pfannenstiel who has 78 yards passing Ichabod co-defensive coordinator Zach Watkins who had 72.
- Going to Texas to broadcast the game will be former Ichabod wide receiver Jake Lebahn and former Ichabod quarterback Mark Elliott on 106.9 FM.
- To say the Ichabod return teams are good is an understatement ranking eighth in the nation in kickoff returns and 38th in the nation in punt returns while ranking 36th in kickoff return defense and 57th in net punting.
- Tell you what, Washburn had pretty good attendance this season averaging 5,703 people a game in Yager Stadium which is 24th out of all NCAA D2 schools and fifth in the MIAA.
- A win at the Heart of Texas Bowl would give the Ichabods their fifth bowl game victory in school history.
- Lies are bad.
- And the 15 forced fumbles this season is third on the Ichabod single season chart.
- Hurt this season has been Jace Williams, who played in four games and averaged 11.3 yards per catch and two scores on 12 receptions and now has joined the Ichabod basketball team.
- You have been Rick Rolled.

ICHABODS IN THE POSTSEASON

- The Washburn Ichabods are their 13th postseason appearance. NCAA Postseason
- Washburn has gone 4-2 in postseason bowl games.
- The Ichabods are 1-5 in postseason tournament games.

Postseason Overall Record - 5-7

11/30/74 - *Boot Hill Bowl* - Dodge City, Kan.

Washburn 21, Millikin (Ill.) 7

11/20/76 - *Boot Hill Bowl* - Dodge City, Kan.

Benedictine 29, Washburn 14

12/6/86 - *NALA Quarterfinals* - Pittsburg, Kan.

Pittsburg State 58, Washburn 24

11/27/88 - *NALA Quarterfinals* - Monticello, Ark.

Arkansas-Monticello 20, Washburn 13

12/20/86 - *Aztec Bowl* - Exhibition - Mexico City, Mexico

Washburn 27, Mexican All-Stars 8

12/4/04 - *Mineral Water Bowl* - Excelsior Springs, Mo.

Washburn 36, Northern State 33

11/19/05 - *NCAA Second Round Playoffs* - Topeka, Kan.

Northwest Missouri 42, Washburn 32

11/17/07 - *NCAA First Round Playoffs* - Canyon, Texas

West Texas A&M 40, Washburn 39

12/04/10 - *Kanza Bowl* - Topeka, Kan.

Washburn 45, #24 Midwestern State 14

11/19/11 - *NCAA First Round Playoffs* - Topeka, Kan.

#15 Washburn 52, #11 Abilene Christian 49

11/26/11 - *NCAA First Second Round Playoffs* - Pittsburg, Kan.

#7 Pittsburg State 31, #15 Washburn 22

12/3/16 - *Mineral Water Bowl* - Excelsior Springs, Mo.

Bemidji State 36, Washburn 23

ICHABODS EARN 15 ALL-MIAA SELECTIONS

- The Washburn Ichabod football team had 15 selections for 13 players as the all-MIAA team which was announced at the end of the season.
- Washburn had three players selected for the first team as senior offensive lineman Bob Marco, junior return specialist Corey Ballentine and senior defensive back D.J. Olmstead were all tabbed by the league coaches. Marco has made 33 starts on the offensive line and Olmstead led the MIAA in interceptions setting an Ichabod team record returning three for touchdowns. Ballentine led the MIAA and is fourth in the nation in kickoff returns averaging 31.5 yards per return.
- Named to the second team was senior defensive lineman Trey Parker, junior linebacker Derrick

McGreevy and Ballentine who picked up his second all-MIAA award at defensive back. Parker made his 38th career start last time out against Emporia State and this season has recorded 36 tackles with 3.5 for loss with a blocked kick. McGreevy led the Ichabods with 122 tackles adding 7.5 tackles for loss for 30 yards with two forced fumbles. Ballentine had 50 tackles with six pass breakups and two fumble recoveries.

Senior running back Mickle Stewart and sophomore offensive lineman Kyle Hinton earned third team all-MIAA honors this season. Stewart led the Ichabods with 624 rushing yards with a team-high seven touchdowns and Hinton started all 11 games on the offensive line this season.

Named honorable mention were junior wide receiver James Brania-Hopp, senior defensive back Peter Pfannenstiel, senior wide receiver Carey Woods, senior linebacker Cedric Gonzalez, senior defensive lineman Jalen Durham and junior Perry Schmiedeler who was selected at both punter and placekicker. Brania-Hopp led the Ichabods with 37 catches for 591 yards and tied for the team lead with five touchdown receptions. Pfannenstiel made his 41st career start last time out and has recorded 65 tackles with five for loss and one interception. Woods finished second on the team with 36 catches for 403 yards adding five touchdowns. Gonzalez was third on the team in tackles with 66 adding four tackles for loss. Durham recorded 38 tackles with 5.5 tackles for loss with 1.5 sacks. Pfannenstiel finished fifth in the MIAA in punting averaging 41.0 yards per punt and he hit 10 of 14 field goal attempts this season and he ranked ninth in the MIAA in scoring this season leading the Ichabods with 71 points.

ANGELO STATE NOTES

- The Rams finished the regular season 6-4 and 4-4 in the Lone Star Conference.
- The Rams have the sixth-best passing offense in the nation at 326.4 yards per game and the seventh-best total offensive unit in the nation.
- Defensively the Rams have the fifth-best team tackles for loss mark in the nation averaging 9.5 per game.
- Markus Jones is ninth in the nation in sacks averaging 1.1 per game and is ranked eighth in the nation in forced fumbles, 12th in the nation in tackles for loss and sixth in the country in blocked kicks ... Jones was named the Lone Star Conference's Defensive Player of the Year and the Defensive Lineman of the Year while Justin Jackson was the Linebacker of the Year and Fred Lawrence earned Defensive Back of the Year ... Jones was the LSC and ASU leader in sacks with 10.5 and tackles for loss with 18.0 (1.80 per game) ... recorded 61 total tackles which was third on the team.
- Donovan Thompson was named a first team All-LSC wide receiver for the second time in his career ... the senior caught 49 passes for 716 yards in just seven games averaging 102.3 yards per game and caught one touchdown ... he set the ASU record for receptions in a single game with 13 and became the ASU career leader in receptions.

LAST TIME OUT FOR WASHBURN ...

(Nov. 11, 2017) EMPORIA, Kan. – The Washburn Ichabods season came to an end with a 26-20 loss to Emporia State in the 114th meeting of the second-longest series in NCAA Division II history on Saturday in Emporia.

The Hornets took the opening kickoff and marched 75 yards in five plays needing 1:19 to go up 7-0 over the Hornets. After the teams traded punts, Washburn tied the score with a six-play, 75-yard drive when Blake Peterson scrambled in from 12 yards out knotting the score at 7-7.

Washburn started the scoring in the second quarter on the second play of the frame when Perry Schmiedeler connected on a 42-yard field goal staking the Ichabods to a 10-7 lead with 14:52 to play in the first half.

After the Ichabods forced a Hornet punt, Washburn was pinned at its own three, but a Washburn fumble in the end zone was recovered by the Ichabods for a safety as Washburn led 10-9 with 12:13 to play in the opening half.

The Hornets scored after the free kick on a 10-play, 65-yard drive to go up 16-10 with 9:02 to play in the second half.

Both teams turned it over on their next two drives and after an Ichabod punt, ESU would go up 23-10 going 91 yards in 2:19, but the Ichabods came back with a touchdown of their own set up by a 63-yard kick-off return by Corey Ballentine and three plays later, Washburn's Will Hamilton pulled down a Peterson pass for the score with 14 seconds to go in the half as the Hornets took a 23-17 lead into the break.

To start the second half, Washburn punted on its first drive and ESU would go up 26-17 capping an 83-yard drive with a 21-yard field goal with 8:41 to play in the third quarter.

Neither team would score until Schmiedeler connected on a 24-yard field goal with 2:26 to go in the game cutting ESU's lead to 26-20.

The Ichabods held the Hornets to one yard on three plays and took over at their own 11 with 1:23 to go in the game, but a Washburn fumble on the first play of the drive and it was recovered by the Hornets to wrap up the game.

Cedric Gonzalez and Derrick McGreevy each had 11 tackles with nine solo stops to lead the Ichabods and Heath Tucker and Corey Ballentine each had seven tackles. Peter Pfannenstiel had five tackles with an interception and Josh Wright had an interception with two tackles.

Peterson led the Ichabods on the ground with 93 rushing yards on 16 carries and one score and Mickle Stewart had 17 carries for 93 yards. Ryan Peroo had eight carries for 65 yards. Peterson finished 15 of 29 passing for 164 yards, but was sacked four times in the game. Jake Horner led the Ichabods with four catches for 28 yards and James Brania-Hopp had three catches for 60 yards.

Each team recorded 22 first downs in the game and ESU held a 457 to 429 advantage in total yards running 80 plays compared to 74 for the Ichabods. Washburn rushed for 265 yards and ESU had 267 and ESU outpassed the Ichabods 190 to 164. The Hornets were 7 of 15 on third down compared to 4 of 13 for the Ichabods in the game.

A WIN OVER ANGELO STATE WOULD ...

- lift the Ichabods to 549-579-44 in their football history.
- improve the Ichabods to 1-0 against Angelo State.
- improve the Ichabods to 6-7 in the postseason and 5-2 in postseason bowl games.
- improve the Ichabods to 7-5 on the season.

A LOSS TO ANGELO STATE WOULD ...

- drop the Ichabods to 548-580-44 in their football history.
- drop the Ichabods to 6-6 on the season.
- drop the Ichabods to 0-1 all-time against the Rams.

ICHABOD FOOTBALL HISTORY

- Washburn is 548-579-44 (.484) in the 127th year of Ichabod football.
- The Ichabods are ranked 15th in NCAA Division II history in wins.
- The Ichabods have 12 conference titles with the last coming in 2005 in the MIAA.
- Washburn has had 142 first team all-MIAA picks and 48 first team all-MIAA selections.
- Washburn has had 78 all-American selections and 54 all-American picks since joining the NCAA Division II ranks in 1989.
- Five Ichabods have been picked in the NFL Draft.

ICHABODS IN THE NATIONAL POLLS

WACO, Texas -- The Ichabods did not receive votes for the first week since week No. 1 in the latest AFCA Top 25 coaches poll of the season after receiving votes the previous eight. Under head coach Craig Schurig, the Ichabods have been ranked or have received votes in the AFCA poll 63 times and have been ranked in the top 10 a total of 15 times.

UP NEXT

The Ichabods will open the 2018 season at Lindenwood on August 30th and then will return for the home opener against Northwest Missouri on Sept. 6 in Yager Stadium.



THE SCHURIG FILE

PERSONAL

Year at Washburn // 16th
Spouse // Louisa
Children // Samantha, Mitchell, Michael

EDUCATION

College // Colorado Mines, 1987
Degree // Petroleum Engineering
College // Pittsburg State, 1996
Degree // MA, Physical Education

PLAYING EXPERIENCE

Colorado Mines // 1983-86
Defensive Back

COACHING EXPERIENCE

Colorado Mines // 1992
Volunteer assistant, running backs
Pittsburg State // 1993-95
Graduate assistant, tight ends
Pittsburg State // 1996-2001
Assistant, defensive backs, punt team
Washburn // 2002-17
Head coach, quarterbacks

COACHING RECORD ON STAFF

1992 // Colorado Mines (VA)	4-6
1993 // Pittsburg State (GA)	8-3
1994 // Pittsburg State (GA)	10-1
1995 // Pittsburg State (GA)	12-1-1
1996 // Pittsburg State (AC)	8-3
1997 // Pittsburg State (AC)	9-2
1998 // Pittsburg State (AC)	7-2
1999 // Pittsburg State (AC)	10-2
2000 // Pittsburg State (AC)	9-3
2001 // Pittsburg State (AC)	11-2
2002 // Washburn (HC)	3-8
2003 // Washburn (HC)	5-6
2004 // Washburn (HC)	8-4
2005 // Washburn (HC)	9-3
2006 // Washburn (HC)	7-4
2007 // Washburn (HC)	8-4
2008 // Washburn (HC)	6-5
2009 // Washburn (HC)	8-3
2010 // Washburn (HC)	8-4
2011 // Washburn (HC)	10-3
2012 // Washburn (HC)	7-4
2013 // Washburn (HC)	8-3
2014 // Washburn (HC)	4-7
2015 // Washburn (HC)	5-6
2016 // Washburn (HC)	7-5
2017 // Washburn (HC)	6-5

OVERALL AS COACH 197-99-1

Entering his 16th season as the Ichabods' head coach, Craig Schurig has built one of the most respected programs in the MIAA with three NCAA playoff appearances as well as the 2005 MIAA title coming on the heels of a 2007, 2009 and 2011 runner-up finish in the conference race. He has completed an 109-74 record at Washburn. The 109 wins are on top of the all-time wins chart at Washburn. He won his 100th career game in a 45-13 win over Missouri Southern on Oct. 8, 2016 becoming only the fifth MIAA coach to reach the century mark in victories.

Through his first 16 seasons, in addition to three NCAA playoffs and a conference title, Schurig has led the Washburn football program to the 2004 Mineral Water Bowl championship and the 2010 Kanza Bowl championship as well as the 2016 Mineral Water Bowl in Washburn's eighth postseason game under Schurig.

In 2011, the Ichabods reached their third NCAA playoffs in school history going 10-3 setting a school-record for the most wins in a season. Washburn also recorded its first playoff victory in school history with a 52-49 win over Abilene Christian.

As quarterbacks coach, he helped Dane Simoneau throw for more than 4,000 yards setting a school record and a national finalist award for the Harlon Hill Trophy as the best player in NCAA Division II, the first national finalist in Washburn history. Simoneau would go on to be a five-time consensus All-American at quarterback as well as the MIAA's Offensive Player of the Year, the first Ichabod to win the award.

The 2010 season saw the Ichabods go 8-4 with the Kanza Bowl appearance in front of a Topeka crowd topping a No. 24-ranked Midwestern State team.

During the 2009 campaign, Schurig led the Ichabods to their sixth straight winning season, something which had not been done in the program's history, finishing with an 8-3 overall record and a second place MIAA finish with a 6-3 mark.

In 2008, the season was the fifth-straight winning campaign for the Ichabods and the first five-year run of winning seasons since the 1903-07 seasons.

In 2007, the Ichabods made their second NCAA playoff appearance with an 8-4 overall record and a 7-2 MIAA mark placing second in the conference.

Following the 2006 season, the Ichabods recorded a 7-4 record securing their third straight winning season for the first time since the 1986 to 1988 campaigns.

Schurig earned the 2005 MIAA's Coach of the Year for his efforts leading the Ichabods that season in which Washburn won its first conference championship since 1983. He was also named the AFCA's Region 3 Coach of the Year. Washburn finished the 2005 season with a school-record nine wins and a 7-1 mark in conference play.

The 2004 season saw the Ichabods record their first winning season since 1999 and their first postseason win since 1986 with a 36-33 win over Northern State in the Mineral Water Bowl.

In his 16 seasons at Washburn, the Ichabods have had 19 different players earn 52 different All-American accolades, two MIAA Most Valuable Defensive Players, an MIAA Offensive Player of the Year, four MIAA Freshman of the Year awards and 196 players receive all-MIAA honors. He has been equally on task with players in the classroom with 306 Ichabods named to the MIAA Academic Honor Roll, including three Academic All-Americans.

While under Schurig, the Ichabod football program has also seen sweeping changes in facilities with the improvements to Yager Stadium including a new artificial turf and equipment upgrades in the weight room. In the summer of 2009, the Ichabods moved into a renovated football locker room and a state-of-the-art strength and conditioning center in a renovated Whiting Fieldhouse as part of a \$7 million project.

Schurig was named the Ichabod head coach on Dec. 28, 2001 after spending nine seasons on the Pittsburg State coaching staff, where he was a part of an NCAA national finalist squad in 1995, four MIAA championship teams and eight NCAA Division II playoff teams. He helped guide one of the top defenses in Division II, including the top-ranked defensive squad in 1999.

Prior to working with the defensive backs, he worked three seasons with the Gorillas' tight ends. Before arriving at Pittsburg State, Schurig spent the 1992 season as a volunteer assistant coach at his alma mater, Colorado School of Mines before joining the Gorillas in 1993.

Schurig, a Willingboro, N.J., native, was a four-year letterman as a defensive back at Colorado Mines and was selected team captain as a senior. He earned second-team all-Rocky Mountain Athletic Conference honors as a senior. He graduated in 1987 with a bachelor's degree in petroleum engineering.

Schurig earned a master's degree in physical education at Pittsburg State in 1996. Craig and his wife, Louisa, have a daughter, Samantha, two sons, Mitchell, a redshirt freshman quarterback at Washburn and Michael, a senior at Washburn Rural High School.

WU'S CAREER WINS LEADER

COACH	YEARS	RECORD	PCT.
1. Craig Schurig	2002-pr	109-74-0	.602
2. Dick Godlove	1946-58	67-42-4	.611
3. Larry Elliott	1974-78, 84-89	58-51-1	.532
4. Ernest Bearg	1918-19; 29-35	46-33-4	.578
5. Tony DeMeo	1994-2001	31-54-0	.364

COACHING HONORS

2005 MIAA Coach of the Year
2005 AFCA Region 3 Coach of the Year

WU IN NCAA BEFORE / AFTER SCHURIG

	Before 1989-2001	After 2002-pr
Overall Record	38-95 (.285)	109-74 (.599)
MIAA Record	33-85 (.280)	91-63 (.594)
Votes in Top 25 Poll	2	64
Conference Titles	0	1
Bowl Games	0	3
Postseason Games	0	7
All-MIAA Selections	92	181
NFL Draft Picks	0	2
Years in Final Top 25 Poll	0	4
Years in Final Top 15 Poll	0	1

SCHURIG YEAR BY YEAR AT WU

	Overall			MIAA			
Year	W	L	Pct.	W	L	Pct.	Place
2002	3	8	.272	3	6	.333	6th
2003	5	6	.454	3	6	.333	6th
2004	8	4	.667	6	3	.667	3rd
2005	9	3	.750	7	1	.875	1st
2006	7	4	.636	6	3	.667	4th
2007	8	4	.750	7	2	.778	2nd
2008	6	5	.545	4	5	.444	6th
2009	8	3	.727	6	3	.667	2nd
2010	8	4	.750	6	3	.667	3rd
2011	10	3	.769	7	2	.778	2nd
2012	7	4	.636	7	4	.636	6th
2013	8	3	.727	7	3	.778	3rd
2014	4	7	.364	4	7	.367	T7th
2015	5	6	.454	5	6	.454	8th
2016	7	5	.583	7	4	.636	T4th
2017	6	5	.545	6	5	.545	T6th
Total	109	74	.599	91	63	.600	

SCHURIG BY THE NUMBERS

316 // Academic All-MIAA Selections
181 // All-MIAA Selections
105 // wins ... most by any coach in program history
72 // All-Region Selections
52 // Total All-American Selections
19 // All-Americans
12 // Winning Seasons
10 // NFL Player Contracts
5 // NFL Players
4 // MIAA Freshmen of the Year Selections
3 // Academic All-Americans
2 // MIAA Defensive Player of the Year Selections
2 // NFL Draft Picks
2 // layers in the Super Bowl
1 // Super Bowl Champion
1 // Harlon Hill National Runner-Up
1 // MIAA Offensive Player of the Year Selection
1 // MIAA Special Teams Player of the Year Selection

Schurig vs All Opponents

Opponent	W-L	Home	Away	Neutral	Postseason	PF	PA	First Meeting	Last Meeting	Score
Abilene Christian	1-1	1-1	0-0	0-0	1-0	78	83	09/04/2010	11/26/2011	W 52-49
Bemidji State	0-1	0-0	0-0	0-1	0-1	23	36	12/03/2016	12/03/2016	L 23-36
Central Missouri	3-11	2-5	1-6	0-0	0-0	373	547	10/19/2002	10/21/2017	L 42-62
Central Oklahoma	3-4	2-2	1-2	0-0	0-0	190	185	10/15/2011	11/04/2017	L 10-27
Central Washington	0-1	0-0	0-1	0-0	0-0	42	48	09/17/2005	09/17/2005	L 42-48
Chadron State	0-1	0-1	0-0	0-0	0-0	24	34	08/25/2007	08/25/2007	L 24-34
Colorado Mines	6-1	2-1	4-0	0-0	0-0	211	124	08/28/2004	08/28/2010	W 34-29
Emporia State	10-6	6-2	4-4	0-0	0-0	469	367	11/02/2002	11/11/2017	L 20-26
Fort Hays State	10-4	7-0	3-4	0-0	0-0	446	293	09/14/2002	10/14/2017	L 20-37
Fort Valley State	1-0	1-0	0-0	0-0	0-0	41	0	10/17/2013	10/17/2013	W 41-0
Langston	2-0	1-0	1-0	0-0	0-0	58	7	09/06/2003	09/04/2004	W 30-7
Lindenwood	4-2	2-1	2-1	0-0	0-0	175	160	10/20/2012	09/16/2017	W 26-16
Lincoln	3-0	2-0	1-0	0-0	0-0	345	51	09/08/2011	10/12/2013	W 58-7
Midwestern State	1-0	0-0	0-0	1-0	1-0	45	14	12/04/2010	12/04/2010	W 45-14
Missouri Science & Technology	3-0	1-0	2-0	0-0	0-0	140	41	11/09/2002	10/25/2003	W 49-24
Missouri Southern	12-2	6-0	6-2	0-0	0-0	485	347	09/28/2002	10/07/2017	W 49-21
Missouri State	1-0	0-0	1-0	0-0	0-0	35	27	09/04/2008	09/04/2008	W 35-27
Missouri Western	8-8	5-4	3-4	0-0	0-0	410	426	10/26/2002	10/28/2017	W 34-24
Nebraska-Kearney	6-0	3-0	3-0	0-0	0-0	213	120	08/30/2012	09/23/2017	W 66-28
Nebraska Omaha	1-2	1-1	0-1	0-0	0-0	75	93	11/08/2008	10/09/2010	W 40-28
New Mexico Highlands	1-0	1-0	0-0	0-0	0-0	82	21	09/04/2009	09/04/2009	W 82-21
Northeastern State	6-0	3-0	3-0	0-0	0-0	218	77	09/15/2012	08/31/2017	W 31-7
Northern State	1-0	0-0	0-0	1-0	1-0	36	33	12/04/2004	12/04/2004	W 36-33
Northwest Missouri	1-16	0-9	1-7	0-0	0-1	347	659	10/05/2002	09/07/2017	L 14-20
Pittsburg State	7-8	3-4	4-4	0-0	0-1	374	514	09/21/2002	09/30/2017	W 35-20
Sioux Falls	1-0	0-0	1-0	0-0	0-0	33	17	09/01/2011	09/01/2011	W 33-17
Southwest Baptist	7-1	3-0	4-1	0-0	0-0	334	191	11/16/2002	10/05/2013	W 44-21
Truman	9-2	4-1	5-1	0-0	0-0	383	177	10/12/2002	10/13/2012	W 35-24
Western Washington	1-1	1-0	0-1	0-0	0-0	44	37	09/03/2005	09/09/2006	L 13-16
West Texas A&M	0-1	0-0	0-1	0-0	0-1	39	40	11/17/2007	11/17/2007	L 39-40
Wisconsin-LaCrosse	0-1	0-1	0-0	0-0	0-0	17	31	09/07/2002	09/07/2002	L 17-31
Totals	109-74	57-33	50-40	2-1	3-4	5777	4791			

Schurig by Year Results

	2002	2003	2004	2005	2006	2007	2008	2009	2010	2011	2012	2013	2014	2015	2016	2017	Totals
Overall	3-8	5-6	8-4	9-3	7-4	8-4	6-5	8-3	8-4	10-3	7-3	8-3	4-7	5-6	7-5	6-5	109-74
vs unranked teams	2-5	5-3	8-2	6-2	5-2	7-1	6-2	7-2	7-0	8-1	6-1	8-0	4-5	4-4	7-3	6-2	92-31
vs top 25 AFCA	1-4	0-3	0-2	3-1	2-2	1-3	0-3	1-1	1-4	2-2	0-2	0-3	0-2	1-2	0-2	0-1	12-38
vs top 10 AFCA	0-2	0-1	0-2	2-0	0-1	0-3	0-1	0-1	0-2	1-2	0-1	0-1	0-2	1-1	0-2	0-2	4-24
MIAA regular season	3-6	3-6	6-3	7-1	6-3	7-2	4-5	6-3	6-3	7-2	7-3	7-3	4-7	5-6	7-4	6-5	91-63
MIAA home games	1-3	2-3	3-1	4-0	3-1	4-1	2-2	5-0	2-2	3-1	4-1	4-1	3-3	2-3	4-2	2-3	49-28
MIAA road games	2-3	1-3	3-2	3-1	3-2	3-1	2-3	1-3	5-1	4-1	3-2	3-2	1-4	3-3	3-2	4-2	44-37
All home games	1-4	3-3	4-2	5-1	4-1	4-2	3-2	6-0	2-3	5-1	4-1	5-1	3-3	2-3	4-2	2-3	57-33
All road games	2-4	2-3	3-2	4-2	3-3	4-2	3-3	2-3	5-1	5-2	3-2	3-2	1-4	3-3	3-2	4-2	49-40
Neutral site games	0-0	0-0	1-0	0-0	0-0	0-0	0-0	0-0	1-0	0-0	0-0	0-0	0-0	0-0	0-1	0-0	2-1
Bowl games	0-0	0-0	1-0	0-0	0-0	0-0	0-0	0-0	1-0	0-0	0-0	0-0	0-0	0-0	0-1	0-0	2-1
NCAA Postseason	0-0	0-0	0-0	0-1	0-0	0-1	0-0	0-0	0-0	1-1	0-0	0-0	0-0	0-0	0-0	0-0	1-3



Milestone wins

1st	26-21 at Truman, 10/12/2002	<i>First collegiate coaching win</i>
16th	36-33 vs Northern State, 12/04/2004	<i>Mineral Water Bowl victory</i>
21st	35-34 vs Pittsburg State, 10/01/2005	<i>Snapped 25-game losing streak to PSU</i>
25th	49-35 vs Missouri Southern, 10/29/2005	<i>Clinched first MIAA Championship</i>
32nd	16-3 vs Missouri Western, 11/11/2006	<i>Moved into 4th on WU all-time win chart</i>
47th	27-14 at Colorado Mines, 08/29/2009	<i>Moved into 3rd on WU all-time win chart</i>
59th	45-12 at Truman, 10/30/2010	<i>Moved into 2nd on WU all-time win chart</i>
62nd	45-14 vs Midwestern State, 12/04/2010	<i>Kanza Bowl victory</i>
68th	42-14 at Truman, 10/08/2011	<i>Became all-time winningest coach at Washburn</i>
72nd	52-49 vs Abilene Christian, 11/19/2011	<i>Recorded first national playoff game win</i>
100th	45-13 at Missouri Southern, 10/8/2016	<i>Became fifth MIAA coach to reach 100 wins</i>



ICHABODS VS RAMS

2017 WASHBURN ICHABOD FOOTBALL

#	Name	Pos	Ht	Wt	Class	Hometown (High School/College)
1	Corey Ballentine	DB	6-0	204	Jr.	Topeka, Kan. (Shawnee Heights)
2	D.J. Olmstead	S	5-11	185	Sr.	Scottsdale, Ariz. (Desert Mountain/Idaho)
3	Jake Horner	WR	6-0	183	Jr.	Lenexa, Kan. (Shawnee Mission Northwest)
4	Derrick McGreevy	LB	6-2	231	Jr.	Topeka, Kan. (Hayden)
5	Garret Barnett-Kruger	LB	6-0	205	RS-Fr.	Columbia, Mo. (Rock Bridge)
6	Carey Woods	WR	6-1	200	Sr.	Bemidji, Minn. (Bemidji/North Dakota State)
7	Will Bolster	QB	6-3	220	So.	Walpole, Mass. (Walpole)
7	Josh Wright	DB	5-10	175	So.	Aurora, Colo. (Overland)
8	James Brania-Hopp	WR	6-0	200	Jr.	Montville, N.J. (Montville)
9	Micheel Stewart	RB	6-1	220	Sr.	Oswego, Ill. (Oswego/Iowa Western CC)
10	Blake Peterson	QB	6-2	215	So.	Topeka, Kan. (Washburn Rural/Texas State)
11	Mitch Schurig	QB	6-2	195	RS-Fr.	Topeka, Kan. (Washburn Rural)
12	Logan Twehous	QB	6-0	205	So.	Columbia, Mo. (Rock Bridge)
13	Jamel Johnson	DB	5-9	180	So.	Wentzville, Mo. (Timberland)
14	Chase Williams	FS	5-10	180	So.	Kansas City, Mo. (Winnetonka)
15	Will Hamilton	WR	6-2	215	Jr.	Broken Arrow, Okla. (Union)
16	Nathan Mikoleit	LB	6-0	220	So.	Topeka, Kan. (Washburn Rural)
17	Dwane Simmons	DB	5-9	170	So.	Lee's Summit, Mo. (Lee's Summit West)
18	Nick Foster	DB	5-11	195	Sr.	Keller, Texas (Keller Fossil Ridge/Tyler JC)
19	Chaz Capps	QB	6-3	210	So.	Wichita, Kan. (Wichita West/Hutchinson CC)
20	Marquise Manning	DB	6-0	175	RS-Fr.	Bayonne, N.J. (Bayonne)
21	Chris McGee, Jr.	RB	5-9	185	Sr.	Indianapolis, Ind. (Ben Davis/Iowa Central)
22	Kenyatte Harris, Jr.	WR	5-10	210	So.	Kansas City, Mo. (Park Hill)
23	Ryan Peroo	RB	5-10	210	RS-Fr.	Olathe, Kan. (Blue Valley Southwest)
24	Cedric Gonzalez	LB	6-1	220	Sr.	Tucson, Ariz. (Sunnyside/Mesa CC/Eastern Washington)
25	Perry Schmiedeler	PK/P	5-11	170	Jr.	Topeka, Kan. (Washburn Rural)
26	Peter Pfannenstiel	S	5-11	210	Sr.	Silver Lake, Kan. (Silver Lake)
27	Heath Tucker	S	6-3	205	So.	Holcomb, Kan. (Holcomb)
28	Matthew Williams	RB	5-5	180	RS-Fr.	Topeka, Kan. (Washburn Rural)
29	Curtis Whitten	RB	5-9	205	So.	Wichita, Kan. (Derby)
30	Alvin Houston	DB	5-11	185	So.	St. Louis, Mo. (Lafayette)
31	Matthew Harris	RB	5-10	195	RS-Fr.	Kansas City, Mo. (Park Hill)
32	Brooks Peavler	LB	6-2	227	RS-Fr.	Topeka, Kan. (Hayden)
33	Austin Tillman	LB	6-1	220	Sr.	Topeka, Kan. (Topeka)
34	Zach Willis	RB	5-8	210	So.	Belton, Mo. (Belton)
35	DeVonta Staples	S	6-2	190	Sr.	Lanette, Ala. (Valley/Eastern Arizona)
36	Kyle Emerick	LB	6-1	225	So.	Papillion, Neb. (Papillion-LaVista)
37	Jacob Anderson	LB	5-10	190	RS-Fr.	Topeka, Kan. (Topeka)
38	Malick Fall	DE	5-11	220	RS-Fr.	Bayonne, N.J. (Bayonne)
39	Kameron Spencer	DB	6-0	180	RS-Fr.	Ardmore, Okla. (Plainview)
40	Atticus Wilcox	P	6-2	205	RS-Fr.	Topeka, Kan. (Hayden)
41	Kastin Spencer	DE	6-2	245	Sr.	Ardmore, Okla. (Plainview)
42	Jackson Kirby	FB	6-1	225	So.	Omaha, Neb. (Papillion-LaVista)
43	Aric Heismeyer II	TE	6-3	250	RS-Fr.	O'Fallon, Mo. (Francis Howell)
44	Brandon Hughes	DL	6-5	270	Jr.	Coeur d'Alene, Idaho (Lake City/Glendale CC)
45	Logan Lexow	FB	6-2	235	Jr.	Chapman, Kan. (Chapman)
46	Nigel Burgess	LB	5-11	220	RS-Fr.	Lee's Summit, Mo. (Lee's Summit West)
46	Ian Urban	FB	5-10	220	RS-Fr.	Omaha, Neb. (Skutt Catholic)
47	Alec Kirwan	TE	6-2	250	RS-Fr.	Sabetha, Kan. (Sabetha)
48	Zach Downing	LS	6-0	220	Jr.	Greeley, Colo. (Greeley/Tulsa)
49	Michael Shirk	FB	5-11	220	Sr.	Salina, Kan. (Salina South/Coffeyville CC)
50	Gary Wilson	DT	6-3	260	Jr.	Kansas City, Mo. (Park Hill/Missouri Valley)
52	Andy Soto	OL	6-4	300	Jr.	Topeka, Kan. (Topeka/Highland CC)
54	Jake Lyon	OL	6-1	290	Fr.	Chesterfield, Mo. (St. John Vianney)
55	Colton Dunkle	OL	6-3	305	So.	Gilbert, Ariz. (Basha)
56	Jalen Durham	DT	6-2	320	Sr.	Columbus, Ga. (Northside/Mesa CC)
57	Jake Riederer	OL	6-4	295	So.	Holton, Kan. (Holton/Missouri State)
58	Rashade Chester	DE	6-2	245	So.	Littleton, Colo. (Columbine/Fort Scott CC)
68	Kyle Hinton	OL	6-3	310	So.	Peoria, Ariz. (Liberty)
69	Landon Seabaugh	DE	6-2	215	RS-Fr.	Lake Winnebago, Mo. (Lee's Summit West)
70	Jordan Benson	OL	6-3	260	So.	Blue Springs, Mo. (Blue Springs/Colorado State)
74	Trevon Allen	OL	6-4	315	Jr.	Blue Springs, Mo. (Blue Springs)
76	Bob Marco	OL	6-4	305	Sr.	Wentzville, Mo. (Timberland)

#	Name	Pos	Ht	Wt	Class	Hometown (High School/College)
78	Jeremy Luck	OL	6-5	320	RS-Fr.	Wichita, Kan. (Maize South)
80	Marcus Meier	TE	6-3	250	So.	Topeka, Kan. (Hayden)
81	James Letcher, Jr.	WR	5-8	150	Fr.	Kansas City, Kan. (Piper)
82	Carson Becker	WR	6-5	210	RS-Fr.	Manhattan, Kan. (Rock Creek)
83	Michael Lickteig	TE	6-4	240	So.	Wichita, Kan. (Kapaun Mt. Carmel)
84	Semaj Johnson	TE	6-3	257	Jr.	Junction City, Kan. (Junction City)
85	Austen Hubert	WR	6-0	205	So.	Topeka, Kan. (Shawnee Heights)
86	Jovon Hall	WR	5-10	185	RS-Fr.	Topeka, Kan. (Washburn Rural/Hutchinson CC)
87	Kelton Fisher	TE	6-4	255	So.	Imperial, Neb. (Chase County)
88	Jace Williams	TE	6-5	220	So.	Hutchinson, Kan. (Buhler)
90	Ricardo Olivieri	DT	6-5	295	Sr.	Cocoa, Fla. (Space Coast/Fort Scott CC)
92	Brad Breckenridge	DE	6-7	215	Fr.	Junction City, Kan. (Junction City)
93	Terrell Cooper	DT	6-1	330	Fr.	St. Louis, Mo. (Gateway Stem)
94	Trey Parker	DT	6-5	305	Sr.	Vineland, N.J. (Delsea Regional)
96	Will Jones	DE	6-2	235	So.	Topeka, Kan. (Washburn Rural/Hutchinson CC)
98	Landen Urban	DT	6-0	260	Fr.	Hoisington, Kan. (Hoisington)
	Kamani Addison	RB	5-9	170	Fr.	Jersey City, N.J. (Lincoln)
	Curtis Appleton	S	6-1	175	Fr.	Denver, Colo. (Cherry Creek)
	Nolan Brewer	LB	5-11	185	Fr.	Topeka, Kan. (Washburn Rural)
	Adam Brown	DE	6-2	255	Fr.	Goddard, Kan. (Eisenhower)
	Hunter Browning	RB	5-11	195	Fr.	Topeka, Kan. (Washburn Rural)
	Grant Bruner	LB	6-0	200	Fr.	Gretna, Neb. (Gretna)
	Aaron Charleston	DT	6-2	320	Jr.	Aurora, Colo. (Overland Fort Hays State)
	Elliott Clay	TE	6-3	200	Fr.	Pleasant Ridge, Kan. (Pleasant Ridge)
	Jordan Cummings	DB	6-0	170	Fr.	Topeka, Kan. (Washburn Rural)
	Deveron Duncan	DE	6-3	225	Fr.	Pittsburg, Kan. (Pittsburg)
	Chad Ellis	DB	6-0	195	So.	Berthoud, Colo. (Berthoud/Panhandle State)
	Patrick Ellrich	PK	6-0	180	Fr.	Topeka, Kan. (Hayden)
	Will Evans	RB	5-11	205	Fr.	Overland Park, Kan. (Blue Valley)
	Juston Flowers	DB	6-0	185	Fr.	Wichita, Kan. (Collegiate)
	Grady Greenwood	FB	6-0	215	Fr.	Lincoln, Neb. (Lincoln East)
	Quentin Guerra	WR	5-11	195	Fr.	Topeka, Kan. (Hayden)
	Quinton Harris	WR	6-1	170	Fr.	Kansas City, Mo. (Park Hill)
	Ben Harrison	WR	5-10	180	Fr.	Topeka, Kan. (Washburn Rural)
	Clayton Herdman	DE	6-4	225	Fr.	Rush Center, Kan. (LaCrosse)
	Brian Jones	TE	6-4	195	Fr.	Wentzville, Mo. (Wentzville-Liberty)
	Derek Kyser	WR	6-1	180	RS-Fr.	Topeka, Kan. (Washburn Rural)
	Adam Lindhorst	LB	6-1	210	Fr.	Marysville, Kan. (Marysville)
	Nate McGhee	DB	5-10	180	Fr.	St. Louis, Mo. (Chaminade)
	Aaron McKinney	S	6-4	210	Jr.	Midwest City, Okla. (Midwest City/Northeastern Oklahoma A&M)
	Ta'Morese Morgan	DT	6-0	260	Fr.	Overland Park, Kan. (Shawnee Mission North)
	Tanner Myers	OL	6-7	310	Jr.	Gardner, Kan. (Gardner-Edgerton/Coffeyville CC)
	Kevin Neal, Jr.	DB	5-11	180	Fr.	Platte City, Mo. (Platte County)
	Dominic Parrish	OL	6-4	285	So.	Columbus, Kan. (Columbus)
	Miqueal Pillow-Smiley	DE	6-2	210	Fr.	St. Louis, Mo. (Gateway Stem)
	Zachary Pittman	WR	5-10	165	Fr.	Overland Park, Kan. (Shawnee Mission North)
	Channon Ross	DB	5-10	175	Fr.	O'Fallon, Mo. (Fort Zumwalt South)
	Connor Rovig	LB	6-0	215	Fr.	Parker, Colo. (Chaparral)
	Khalfani Scroggins	RB	5-9	195	Fr.	Topeka, Kan. (Washburn Rural)
	Mike Settimbrino	WR	6-2	175	So.	Manhattan, Kan. (Manhattan/Hutchinson CC)
	Danny Shields	OL	6-3	260	Fr.	Topeka, Kan. (Washburn Rural)
	Micah Skebo	DB	5-10	180	Fr.	St. Peter's, Mo. (Francis Howell Central)
	Hunter Skeens	DB	5-10	165	Fr.	Gardner, Kan. (Gardner-Edgerton)
	Garrett Staten	WR	5-9	175	Fr.	Olsburg, Kan. (Riley County)
	Kahseem Stevenson	DT	5-11	285	Fr.	Denver, Colo. (Denver South)
	Sam Stranathan	OL	6-2	270	Fr.	Gardner, Kan. (Gardner-Edgerton)
	Miles Strozier	WR	5-9	170	Fr.	Holton, Kan. (Holton)
	Jaaron Taylor	DT	6-0	255	Fr.	Gilbert, Ariz. (Chandler)
	Alex Thomas	DB	6-0	195	Fr.	Aurora, Colo. (Rangeview)
	Garret Tierney	LB	5-10	190	Fr.	Overland Park, Kan. (Blue Valley Northwest)
	Ian Trapp	QB	6-2	195	Fr.	Manhattan, Kan. (Manhattan)
	Hunter Warnick	LB	6-1	215	Fr.	Marysville, Kan. (Marysville)
	Collin Wilson	WR	6-2	175	Fr.	Topeka, Kan. (Washburn Rural)



ICHABODS VS RAMS

WASHBURN ICHABODS (6-5, 6-5)

ICHABOD OFFENSE

Pos.	Name	HT	WT	Class	Hometown
QB	10 Blake Peterson	6-2	195	So.	Topeka, Kan.
	7 Will Bolster	6-3	220	So.	Walpole, Mass.
RB	9 Mickeel Stewart	6-1	210	Sr.	Oswego, Ill.
	34 Zach Willis	5-8	210	So.	Belton, Mo.
FB	49 Michael Shirk	5-11	215	Sr.	Salina, Kan.
	45 Logan Lexow	6-2	235	Jr.	Chapman, Kan.
WR	8 James Brania-Hopp	6-0	200	Jr.	Montville, N.J.
	3 Jake Horner	6-0	183	Jr.	Lenexa, Kan.
WR	6 Carey Woods	6-1	195	Sr.	Bemidji, Minn.
	15 Will Hamilton	6-2	210	Jr.	Broken Arrow, Okla.
TE	84 Semaj Johnson	6-3	257	Jr.	Junction City, Kan.
	80 Marcus Meier	6-3	250	So.	Topeka, Kan.
LT	68 Kyle Hinton	6-3	280	So.	Peoria, Ariz.
	78 Jeremy Luck	6-5	310	RS-Fr.	Wichita, Kan.
LG	74 Trevon Allen	6-4	315	Jr.	Blue Springs, Mo.
	52 Andy Soto	6-4	300	Jr.	Topeka, Kan.
C	55 Colton Dunkle	6-3	290	So.	Gilbert, Ariz.
	54 Jake Lyon	6-1	290	Fr.	Chesterfield, Mo.
RG	57 Jake Riederer	6-4	295	So.	Holton, Kan.
	52 Andy Soto	6-4	300	Jr.	Topeka, Kan.
RT	76 Bob Marco	6-4	305	Jr.	Wentzville, Mo.
	70 Jordan Benson	6-3	260	So.	Blue Springs, Mo.

ICHABOD DEFENSE

Pos.	Name	HT	WT	Class	Hometown
DE	58 Rashade Chester	6-2	245	So.	Littleton, Colo.
	69 Landon Seabaugh	6-2	215	RS-Fr.	Lake Winnebago, Mo.
DT	94 Trey Parker	6-5	305	Sr.	Vineland, N.J.
	52 Gary Wilson	6-3	260	Jr.	Kansas City, Mo.
NG	56 Jalen Durham	6-2	320	Sr.	Columbus, Ga.
	90 Ricardo Olivieri	6-5	295	Sr.	Cocoa, Fla.
DE	96 Will Jones	6-2	235	So.	Topeka, Kan.
	92 Brad Breckenridge	6-7	215	Fr.	Junction City, Kan.
ILB	4 Derrick McGreevy	6-2	220	Jr.	Topeka, Kan.
	16 Nathan Mikoleit	6-0	220	So.	Topeka, Kan.
ILB	24 Cedric Gonzalez	6-1	220	Jr.	Tucson, Ariz.
	32 Brooks Peavler	6-2	227	RS-Fr.	Topeka, Kan.
S	27 Heath Tucker	6-3	205	So.	Holcomb, Kan.
	21 Chris McGee, Jr.	5-9	185	Sr.	Indianapolis, Ind.
FS	2 D.J. Olmstead	5-11	185	Sr.	Scottsdale, Ariz.
	35 DeVonta Staples	6-2	190	Sr.	Lanette, Ala.
S	26 Peter Pfannenstiel	5-11	210	Sr.	Silver Lake, Kan.
	30 Alvin Houston	5-11	185	So.	St. Louis, Mo.
RCB	1 Corey Ballentine	6-0	195	Jr.	Topeka, Kan.
	13 Jamel Johnson	5-9	180	So.	Wentzville, Mo.
LCB	7 Josh Wright	5-10	170	So.	Aurora, Colo.
	18 Nick Foster	5-11	180	Sr.	Keller, Texas

ICHABOD SPECIALISTS

Pos.	Name	HT	WT	Class	Hometown
P	25 Perry Schmiedeler	5-11	160	Jr.	Topeka, Kan.
PK	25 Perry Schmiedeler	5-11	160	Jr.	Topeka, Kan.
H	10 Blake Peterson	6-2	215	So.	Topeka, Kan.
LS	48 Zach Downing	6-0	220	Jr.	Greeley, Colo.
PR	7 Josh Wright	5-10	170	So.	Aurora, Colo.
KOR	1 Corey Ballentine	6-0	195	Jr.	Topeka, Kan.
	7 Josh Wright	5-10	170	So.	Aurora, Colo.

SEASON AWARDS

Perry Schmiedeler

Fred Mitchell Preseason Watch List

Perry Schmiedeler

Lindy's 2017 Second Team Preseason All-American PK

DJ Olmstead

MIAA Defensive Player of the Week after NSU Game

Derrick McGreevy

MIAA Defensive Player of the Week after PSU Game

Perry Schmiedeler

MIAA Special Teams Player of the Week after PSU Game

DOUBLE NUMBERS

This season the Ichabods will have several double numbers on the field ... they are listed below along with Statcrew Code in parenthesis.

##	Offense	Defense
7	Will Bolster, QB (70)	Josh Wright, DB/KR (7)
46	Ian Urban, FB (4U)	Nigel Burgess, LB (4B)

PRONUNCIATION GUIDE

Players

21 Peter Pfannenstiel	Fan-in-steal
25 Perry Schmiedeler	Schmeed-ler
45 Logan Lexow	Lex-o
84 Semaj Johnson	Sch-ma-j
90 Ricardo Olivieri	Olive-air-ee

Coaches

Craig Schurig	Sure-ig
---------------	---------



ICHABODS VS RAMS

ANGELO STATE RAMS (6-4, 6-4 LSC)

RAMS OFFENSE

Pos.	Name	HT	WT	Class
WR	2 Lawson Ayo	6-0	190	So.
	3 Keke Chism	6-4	200	R-Fr.
LT	73 Emmanuel Henry	6-4	300	Jr.
	65 Kevin Nash	6-5	295	So.
LG	63 Blake Harrison	6-4	315	So.
	76 Josh Jacks	6-4	305	Jr.
C	55 Ashmeed Ahamad	6-2	300	Sr.
	74 A.J. Wozniak	6-3	275	Fr.
RG	74 A.J. Wozniak	6-3	275	Fr.
	71 Tim Hines	6-4	330	Jr.
RT	78 Andre Gillette	6-3	290	Jr.
	58 Joey Palmer	6-4	325	Jr.
TE	85 Cole Rogers	6-4	235	Sr.
	42 Dillen Littles	6-3	225	Sr.
WR	13 Tashani Bibbs	5-11	180	R-Fr.
	89 Alize Thomas	5-9	170	R-Fr.
QB	10 Jake Faber	6-4	225	Sr.
	6 Charlie Rotherham	6-0	195	So.
RB	5 Josh Stevens	5-9	170	Sr.
	26 Tyrese Nathan	5-9	180	Fr.
WR	8 Donovan Thompson	6-1	195	Sr.
	83 Larry Johnson	5-9	190	So.

RAMS DEFENSE

Pos.	Name	HT	WT	Class
DE	44 Grant Coonce	6-3	270	Sr.
	54 Michael Walling	6-5	250	Jr.
DT	50 Bright Ihegworu	6-1	265	So.
	70 James Hawkins	6-4	300	Sr.
DT	93 Matt Andre	6-0	305	Sr.
	51 Garrett Sawyer	5-11	250	R-Fr.
DE	43 Markus Jones	6-3	255	Jr.
	52 Jake Ray	6-2	220	R-Fr.
LB	24 Hunter Kyle	6-3	225	R-Fr.
	35 Roderick Harris	5-11	250	So.
LB	14 Grant Aschenbeck	6-2	230	Jr.
	28 Josh Quinton	6-0	220	R-Fr.
S	4 Justin Jackson	6-2	210	Jr.
	32 Donavyn Jackson	6-0	185	R-Fr.
CB	1 Fred Lawrence	5-9	175	Sr.
	29 Myron Turner Jr.	6-0	190	So.
FS	25 Leddy French	5-10	195	R-Fr.
	33 Will Vincent	6-0	185	R-Fr.
R	12 Kaimon Ontiveras	5-11	185	Sr.
	38 Eric Jones	5-11	190	So.
CB	7 Gilbert Gildersleeve II	5-10	175	Jr.
	20 Darrick Dickerson Jr.	5-9	185	R-Fr.

RAMS SPECIALISTS

Pos.	Name	HT	WT	Class
PK	48 Connor Flanigan	5-11	180	So.
KOR	8 Donovan Thompson	6-1	195	Sr.
	1 Fred Lawrence	5-9	175	Sr.
H	13 Tashani Bibbs	5-11	180	R-Fr.
PR	13 Tashani Bibbs	5-11	180	R-Fr.
LS	47 Jon Letter	6-1	190	R-Fr.
P	46 Tyler Engelbart	6-1	190	Jr.



ICHABODS VS RAMS

ICHABOD INDIVIDUAL STATS

Rushing	gp-gs	att	gain	loss	net	avg	td	lg	avg/g
Stewart,Mickeel	11-11	144	647	23	624	4.3	7	49	56.7
Willis,Zach	9-0	89	590	12	578	6.5	4	53	64.2
Peterson,Blake	11-9	113	609	194	415	3.7	5	52	37.7
Williams,Matthew	8-0	21	135	2	133	6.3	0	18	16.6
Peroo,Ryan	10-3	24	122	10	112	4.7	1	37	11.2
Whitten,Curtis	2-0	13	80	2	78	6.0	0	18	39.0
Brania-Hopp,James	11-7	9	53	6	47	5.2	0	15	4.3
Letcher,Jr.,James	10-0	5	36	0	36	7.2	0	12	3.6
Twehous,Logan	2-2	7	24	2	22	3.1	2	10	11.0
Woods,Carey	10-10	6	26	9	17	2.8	1	16	1.7
Schmiedeler,Perry	11-0	3	26	12	14	4.7	0	15	1.3
Hubert,Austen	11-1	3	12	0	12	4.0	0	5	1.1
Horner,Jake	9-1	2	9	0	9	4.5	0	7	1.0
Hamilton,Will	11-8	1	3	0	3	3.0	0	3	0.3
Harris,Matthew	4-0	4	2	2	0	0.0	1	1	0.0
Team	8-0	1	0	5	-5	-5.0	0	0	-0.6
Total	11	445	2374	279	2095	4.7	21	53	190.5
Opponents	11	454	2171	248	1923	4.2	15	46	174.8

Passing	gp-gs	effic	comp-att-int	pct	yds	td	lg	avg/g
Peterson,Blake	11-9	123.16	171-311-5	55.0	2054	15	75	186.7
Twehous,Logan	2-2	129.73	18-30-1	60.0	155	3	29	77.5
Team	8-0	0.00	0-3-0	0.0	0	0	0	0.0
Bolster,Will	3-0	25.47	1-3-1	33.3	21	0	21	7.0
Total	11	121.82	190-347-7	54.8	2230	18	75	202.7
Opponents	11	137.90	214-343-10	62.4	2575	19	61	234.1

Receiving	gp-gs	no.	yds	avg	td	lg	avg/g
Brania-Hopp,James	11-7	37	591	16.0	5	75	53.7
Woods,Carey	10-10	36	403	11.2	5	54	40.3
Hamilton,Will	11-8	32	404	12.6	1	52	36.7
Stewart,Mickeel	11-11	23	208	9.0	1	29	18.9
Horner,Jake	9-1	15	156	10.4	1	22	17.3
Hubert,Austen	11-1	13	138	10.6	2	38	12.5
Williams,Jace	4-3	12	136	11.3	2	29	34.0
Peroo,Ryan	10-3	8	93	11.6	0	49	9.3
Meier,Marcus	11-0	5	30	6.0	0	10	2.7
Letcher,Jr.,James	10-0	4	20	5.0	1	9	2.0
Johnson,Semaj	11-7	2	30	15.0	0	30	2.7
Harris,Jr.,Kenyatte	8-0	2	12	6.0	0	7	1.5
Whitten,Curtis	2-0	1	9	9.0	0	9	4.5
Total	11	190	2230	11.7	18	75	202.7
Opponents	11	214	2575	12.0	19	61	234.1

Punt Returns	no.	yds	avg	td	lg
Wright,Josh	14	167	11.9	0	35
Staples,Devonta	1	0	0.0	0	0
Barnett-Kruger,Garre	1	14	14.0	0	0
Anderson,Jacob	0	8	0.0	1	8
Total	16	189	11.8	1	35
Opponents	15	184	12.3	1	48

Interceptions	no.	yds	avg	td	lg
Olmstead,D.J.	6	173	28.8	3	66
Pfannenstiel,Peter	1	1	1.0	0	1
Peavler,Brooks	1	33	33.0	0	33
Wright,Josh	1	0	0.0	0	0
Houston,Alvin	1	0	0.0	0	0
Total	10	207	20.7	3	66
Opponents	7	47	6.7	0	29

Kick Returns	no.	yds	avg	td	lg
Ballentine,Corey	21	661	31.5	0	63
Wright,Josh	6	99	16.5	0	20
Hamilton,Will	3	58	19.3	0	43
Harris,Jr.,Kenyatte	2	39	19.5	0	29
Letcher,Jr.,James	1	15	15.0	0	15
Hubert,Austen	1	0	0.0	0	0
Harris,Matthew	1	28	28.0	0	27
Total	35	900	25.7	0	63
Opponents	40	748	18.7	0	59

Fumble Returns	no.	yds	avg	td	lg
Cooper,Terrell	1	28	28.0	0	28
Tucker,Heath	0	0	0.0	1	0
Total	1	28	28.0	1	28
Opponents	2	2	1.0	0	2

ICHABOD INDIVIDUAL STATS

Scoring	td	fg	PAT				dxd	saf	pts
			kick	rush	rcv	pass			
Schmiedeler, Perry	-	10-14	39-39	1-1	-	-	-	-	71
Stewart, Mickeel	8	-	-	-	-	-	-	-	48
Woods, Carey	6	-	-	1-1	-	-	-	-	38
Brania-Hopp, James	5	-	-	-	1	-	-	-	32
Peterson, Blake	5	-	-	-	-	1-1	-	-	30
Willis, Zach	4	-	-	-	-	-	-	-	24
Olmstead, D.J.	3	-	-	-	-	-	-	-	18
Hubert, Austen	2	-	-	-	-	-	-	-	12
Williams, Jace	2	-	-	-	-	-	-	-	12
Twehous, Logan	2	-	-	-	-	1-1	-	-	12
Hamilton, Will	1	-	-	-	1	-	-	-	8
Tucker, Heath	1	-	-	-	-	-	-	-	6
Horner, Jake	1	-	-	-	-	-	-	-	6
Peroo, Ryan	1	-	-	-	-	-	-	-	6
Harris, Matthew	1	-	-	-	-	-	-	-	6
Anderson, Jacob	1	-	-	-	-	-	-	-	6
Letcher, Jr., James	1	-	-	-	-	-	-	-	6
McGreevy, Derrick	-	-	-	0-1	-	-	-	-	0
Total	44	10-14	39-39	2-3	2	2-2	-	-	341
Opponents	35	13-16	29-31	1-1	2	2-3	-	2	288

Total Offense	g	plays	rush	pass	total	avg/g
Peterson, Blake	11	424	415	2054	2469	224.5
Stewart, Mickeel	11	144	624	0	624	56.7
Willis, Zach	9	89	578	0	578	64.2
Twehous, Logan	2	37	22	155	177	88.5
Williams, Matthew	8	21	133	0	133	16.6
Peroo, Ryan	10	24	112	0	112	11.2
Whitten, Curtis	2	13	78	0	78	39.0
Brania-Hopp, James	11	9	47	0	47	4.3
Letcher, Jr., James	10	5	36	0	36	3.6
Bolster, Will	3	3	0	21	21	7.0
Woods, Carey	10	6	17	0	17	1.7
Schmiedeler, Perry	11	3	14	0	14	1.3
Hubert, Austen	11	3	12	0	12	1.1
Horner, Jake	9	2	9	0	9	1.0
Hamilton, Will	11	1	3	0	3	0.3
Team	8	4	-5	0	-5	-0.6
Total	11	792	2095	2230	4325	393.2
Opponents	11	797	1923	2575	4498	408.9

Field Goals	fg	pct.	01-19	20-29	30-39	40-49	50-99	lg	blk
Schmiedeler, Perry	10-14	71.4	0-0	6-7	3-5	1-2	0-0	42	2

FG Sequence	Washburn	Opponents
Northeastern State	(28)	-
Northwest Mo. St.	47	(29)
Lindenwood	(21)	(34),(40),(31)
Nebraska-Kearney	(24),29	-
Pittsburg State	-	(27),(23)
Missouri Southern	-	-
Fort Hays State	(35),(36)	(29),53,(30),(47)
Central Missouri	-	-
Missouri Western	(24),(27),33	(32)
Central Oklahoma	(31)	24,(39),(31)
Emporia State	36,(42),(24)	(21),41

Punting	no.	yds	avg	lg	tb	fc	i20	50+	blk
Schmiedeler, Perry	51	2089	41.0	56	5	16	16	6	1
Team	1	0	0.0	0	0	0	0	0	0
Total	52	2089	40.2	56	5	16	16	6	1
Opponents	55	2013	36.6	73	2	21	14	3	1

Kickoffs	no.	yds	avg	tb	ob	retn	net	ydln
Schmiedeler, Perry	66	3825	58.0	21	1			
Total	66	3825	58.0	21	1	18.7	38.7	26
Opponents	59	3343	56.7	18	4	25.7	33.8	31

Numbers in (parentheses) indicate field goal was made.



ICHABODS VS RAMS

ICHABOD INDIVIDUAL DEFENSIVE STATS

##	Defensive Leaders	gp-gs	Tackles				Sacks	Pass defense			Fumbles		blkd	
			ua	a	tot	tfl/yds		int-yds	brup	qbh	rcv-yds	ff	kick	saf
4	McGreevy, Derrick	11-11	60	62	122	7.5-30	1.5-6	.	5	.	.	2	.	.
27	Tucker, Heath	11-10	44	34	78	2.5-6	.	.	4	.	1-0	2	.	.
24	Gonzalez, Cedric	10-6	30	36	66	4.0-11	.	.	3	2	.	1	.	.
26	Pfannenstiel, Peter	11-11	32	33	65	5.0-19	1.5-14	1-1	4	2	1-0	.	.	.
2	Olmstead, D.J.	11-11	34	22	56	0.5-3	.	6-173	1	.	4-0	2	.	.
1	Ballentine, Corey	11-11	31	19	50	.	.	.	6	1	2-0	1	1	.
7	Wright, Josh	11-8	30	12	42	2.0-12	1.0-9	1-0	4	.	2-0	2	.	.
56	Durham, Jalen	11-11	18	20	38	5.5-7	1.5-2	.	3	2
94	Parker, Trey	11-11	24	12	36	3.5-12	0.5-2	.	3
36	Emerick, Kyle	11-1	15	13	28	0.5-1	.	.	1	.	.	1	.	.
58	Chester, Rashade	11-11	10	16	26	9.5-28	2.0-12	.	.	4	1-0	.	.	.
96	Jones, Will	11-8	12	12	24	7.5-30	4.5-26	.	.	2	.	2	1	.
33	Tillman, Austin	3-3	11	12	23	1.5-5	0.5-4	.	.	1
30	Houston, Alvin	10-1	14	8	22	1.0-3	.	1-0	1
98	Urban, Landen	10-1	5	14	19	1.5-7	1.5-7
16	Mikoleit, Nathan	11-0	8	10	18
32	Peavler, Brooks	10-1	7	10	17	.	.	1-33
90	Olivieri, Ricard	11-0	5	12	17	2.0-4
18	Foster, Nick	9-1	12	3	15	1.0-2	.	.	1	.	.	1	.	.
5	Barnett-Kruger, Garre	11-0	7	6	13	1.5-8	0.5-6	.	1	.	.	1	1	.
92	Breckenridge, Brad	10-0	4	5	9	2.0-7	2.0-7
35	Staples, Devonta	10-0	3	6	9	.	.	.	1
50	Wilson, Gary	8-0	2	6	8	1.5-2
93	Cooper, Terrell	9-0	1	6	7	1-28	.	.	.
13	Johnson, Jamel	9-0	4	2	6
39	Spencer, Kameron	8-0	4	2	6
17	Simmons, Dwane	2-2	3	3	6	.	.	.	3
23	Peroo, Ryan	10-3	2	1	3
44	Hughes, Brandon	2-0	2	1	3
37	Anderson, Jacob	8-0	1	2	3
69	Seabaugh, Landon	3-0	1	1	2
85	Hubert, Austen	11-1	1	1	2
3	Horner, Jake	9-1	.	2	2
84	Johnson, Semaj	11-7	1	.	1
87	Fisher, Kelton	4-0	.	1	1
34	Willis, Zach	9-0	.	1	1
15	Hamilton, Will	11-8	1	.	1
86	Hall, Jovon	4-0	1	.	1
76	Marco, Bob	11-11	1	.	1
8	Brania-Hopp, James	11-7	1	.	1
25	Schmiedeler, Perry	11-0	1	.	1
TM	Team	8-0	1-0	.	.	.
22	Harris, Jr., Kenyatte	8-0	2
Total		11	443	406	849	60-197	17-95	10-207	43	14	13-28	15	3	.
Opponents		11	412	412	824	68-270	25-173	7-47	46	13	11-2	13	3	2



ICHABODS VS RAMS

ICHABOD INDIVIDUALS GAME BY GAME PASSING

#10 Peterson,Blake	Comp	Att	Int	Pct	Yards	TD	Long	Sacked	Effic
Northeastern State	6	13	0	46.2	61	0	29	1-10	85.57
Northwest Mo. St.	5	12	0	41.7	48	1	21	1-3	102.77
Lindenwood	19	30	0	63.3	138	1	30	2-9	112.97
Nebraska-Kearney	17	30	0	56.7	219	2	38	4-27	139.99
Pittsburg State	16	30	0	53.3	182	1	54	1-10	115.29
Missouri Southern	15	25	0	60.0	287	3	75	0-0	196.03
Fort Hays State	18	38	2	47.4	244	1	52	3-16	99.46
Central Missouri	25	36	1	69.4	312	3	28	3-30	164.19
Missouri Western	14	33	0	42.4	181	1	33	2-15	98.50
Central Oklahoma	21	35	1	60.0	218	1	25	4-28	116.03
Emporia State	15	29	1	51.7	164	1	41	4-25	103.71
TOTALS	171	311	5	55.0	2054	15	75	25-173	123.16

#12 Twehous,Logan	Comp	Att	Int	Pct	Yards	TD	Long	Sacked	Effic
Northeastern State	12	18	0	66.7	122	2	29	0-0	160.27
Northwest Mo. St.	6	12	1	50.0	33	1	12	0-0	83.93
TOTALS	18	30	1	60.0	155	3	29	0-0	129.73

#70 Bolster,Will	Comp	Att	Int	Pct	Yards	TD	Long	Sacked	Effic
Missouri Southern	1	1	0	100.0	21	0	21	0-0	276.40
Central Oklahoma	0	2	1	0.0	0	0	0	0-0	-100.00
TOTALS	1	3	1	33.3	21	0	21	0-0	95.47

ICHABOD INDIVIDUAL GAME BY GAME RUSHING/RECEIVING

RUSHING	NO-YDS/TD	NSU	NWMSU	LWU	UNKFB	PSU	MSSU	FHSU	UCM	MWSU	UCO	ESU
Stewart,Mickeel	144-624/7	11-37/0	8-61/0	11-83/2	14-38/1	12-71/2	16-35/1	7-28/0	14-54/0	23-89/1	11-38/0	17-90/0
Willis,Zach	89-578/4	7-47/0	7-32/0	7-22/0	DNP	8-122/2	16-106/2	4-10/0	14-144/0	17-47/0	9-48/0	DNP
Peterson,Blake	113-415/5	5-23/0	5-24/0	12-73/0	8-5/0	12-52/0	11-35/0	11-17/0	14-9/3	8-32/1	11-62/0	16-93/1
Williams,Matthe	21-133/0	DNP	-	1-7/0	6-29/0	-	10-86/0	-	1-3/0	3-8/0	DNP	DNP
Peroo,Ryan	24-112/1	6-32/0	-	-	5-16/1	2-2/0	1-3/0	DNP	-	2-0/0	-	8-65/0
Whitten,Curtis	13-78/0	9-60/0	4-18/0	DNP	DNP	DNP	DNP	DNP	DNP	DNP	DNP	DNP
Brania-Hopp,Jam	9-47/0	-	-	-	-	-	-	2-2/0	3-24/0	1-10/0	1-1/0	2-10/0
Letcher,Jr.,Jam	5-36/0	DNP	-	2-18/0	-	-	-	-	1-3/0	-	1-12/0	1-3/0
Twehous,Logan	7-22/2	4-21/2	3-1/0	DNP	DNP	DNP	DNP	DNP	DNP	DNP	DNP	DNP
Woods,Carey	6-17/1	-	-	1-0/0	-	1-4/0	-	-	1-7/0	2-11/1	1-3/0	DNP
Schmiedeler,Per	3-14/0	-	-	-	-	-	-	1-12/0	-	2-26/0	-	-
Hubert,Austen	3-12/0	-	-	-	1-3/0	-	1-5/0	-	-	-	-	1-4/0
Horner,Jake	2-9/0	1-7/0	DNP	-	DNP	-	-	1-2/0	-	-	-	-
Hamilton,Will	1-3/0	1-3/0	-	-	-	-	-	-	-	-	-	-
Harris,Matthew	4-0/1	DNP	DNP	-	3-2/1	DNP	1-2/0	-	DNP	DNP	DNP	DNP
Team	1-5/0	DNP	DNP	1-5/0	-	-	DNP	-	-	-	-	-

RECEIVING	No-Yds/TD	NSU	NWMSU	LWU	UNKFB	PSU	MSSU	FHSU	UCM	MWSU	UCO	ESU
Brania-Hopp,Jam	37-591/5	1-6/0	2-10/0	2-23/1	-	6-74/0	2-108/1	9-122/1	7-139/2	1-13/0	4-36/0	3-60/0
Hamilton,Will	32-404/1	-	-	2-22/0	6-88/0	1-7/0	3-46/0	4-85/0	6-54/0	2-30/0	5-41/0	3-31/1
Woods,Carey	36-403/5	5-41/1	3-34/0	5-14/0	4-38/1	2-54/1	1-6/0	1-11/0	5-57/1	2-51/0	8-97/1	DNP
Stewart,Mickeel	23-208/1	3-41/0	2-5/0	2-1/0	1-15/0	3-27/0	1-14/0	3-26/0	-	5-53/1	2-16/0	1-20/0
Horner,Jake	15-156/1	1-12/0	DNP	-	DNP	1-5/0	3-42/1	-	4-49/0	1-11/0	1-9/0	4-28/0
Hubert,Austen	13-138/2	2-20/1	-	2-8/0	2-56/1	2-5/0	1-21/0	-	1-6/0	-	1-19/0	2-15/0
Williams,Jace	12-136/2	3-51/0	4-42/2	3-26/0	2-17/0	DNP	DNP	DNP	DNP	DNP	DNP	DNP
Peroo,Ryan	8-93/0	1-2/0	-	-	1-4/0	1-10/0	1-49/0	DNP	-	2-18/0	-	2-10/0
Meier,Marcus	5-30/0	1-1/0	-	1-5/0	-	-	-	-	2-19/0	1-5/0	-	-
Johnson,Semaj	2-30/0	-	-	1-30/0	-	-	-	1-0/0	-	-	-	-
Letcher,Jr.,Jam	4-20/1	DNP	-	1-9/0	1-1/0	-	2-10/1	-	-	-	-	-
Harris,Jr.,Keny	2-12/0	DNP	-	-	-	-	2-12/0	-	DNP	-	DNP	-
Whitten,Curtis	1-9/0	1-9/0	-	DNP	DNP	DNP	DNP	DNP	DNP	DNP	DNP	DNP



ICHABODS VS RAMS

ICHABOD INDIVIDUALS GAME BY GAME RETURNS

PUNT RETURNS	No-Yds	NSU	NWMSU	LWU	UNKFB	PSU	MSSU	FHSU	UCM	MWSU	UCO	ESU
Wright, Josh	14-167	-	1-21	1-34	4-86	2-1	1-0	-	1-0	-	2-33	2-8
Barnett-Kruger	1-14	-	-	-	1-14	-	-	-	-	-	-	-
Staples, Devonta	1-0	DNP	-	-	-	-	-	1-0	-	-	-	-

KICK RETURNS	No-Yds	NSU	NWMSU	LWU	UNKFB	PSU	MSSU	FHSU	UCM	MWSU	UCO	ESU
Ballentine, Core	21-661	-	2-71	2-71	1-45	4-81	-	-	2-56	4-135	5-139	1-63
Wright, Josh	6-99	-	-	1-20	-	1-17	1-10	-	-	-	-	3-52
Hamilton, Will	3-58	-	1-10	-	1-43	-	-	-	-	-	-	1-5
Harris, Jr., Keny	2-39	DNP	-	-	2-39	-	-	-	DNP	-	DNP	-
Harris, Matthew	1-28	DNP	DNP	1-28	-	DNP	-	-	DNP	DNP	DNP	DNP
Letcher, Jr., Jam	1-15	DNP	-	-	-	-	-	-	-	1-15	-	-
Hubert, Austen	1-0	-	-	1-0	-	-	-	-	-	-	-	-

INT. RETURNS	No-Yds	NSU	NWMSU	LWU	UNKFB	PSU	MSSU	FHSU	UCM	MWSU	UCO	ESU
Olmstead, D.J.	6-173	2-24	-	-	1-66	-	2-23	1-60	-	-	-	-
Pfannenstiel, Pe	1-1	-	-	-	-	-	-	-	-	-	-	1-1
Wright, Josh	1-0	-	-	-	-	-	-	-	-	-	-	1-0
Peavler, Brooks	1-33	DNP	-	-	-	1-33	-	-	-	-	-	-
Houston, Alvin	1-0	DNP	-	-	-	-	1-0	-	-	-	-	-

FUMBLE RETURNS	No-Yds	NSU	NWMSU	LWU	UNKFB	PSU	MSSU	FHSU	UCM	MWSU	UCO	ESU
Cooper, Terrell	1-28	DNP	DNP	-	-	DNP	-	-	1-28	-	-	-



ICHABODS VS RAMS

ICHABOD INDIVIDUALS GAME BY GAME TACKLES

Total Tackles	UA-A	Total	NSU	NWMSU	LWU	UNKFB	PSU	MSSU	FHSU	UCM	MWSU	UCU	ESU
McGreevy, Deric	60-62	122	2-7	4-7	6-6	8-4	7-9	3-4	5-3	4-4	3-6	9-10	9-2
Tucker, Heath	44-34	78	6-2	2-3	3-1	1-1	3-6	1-5	7-3	8-8	2-3	4-2	7-0
Gonzalez, Cedric	30-36	66	3-2	3-3	1-6	6-10	0-1	DNP	1-4	1-0	1-0	5-8	9-2
Pfannenstiel, Pe	32-33	65	2-2	5-9	3-5	1-3	2-3	1-2	4-1	6-3	2-3	1-2	5-0
Olmstead, D.J.	34-22	56	4-0	1-2	2-1	1-1	7-3	1-3	4-2	3-2	4-4	2-4	5-0
Ballentine, Core	31-19	50	-	5-3	3-1	-	2-3	3-2	4-3	3-4	2-2	2-1	7-0
Wright, Josh	30-12	42	0-2	-	2-2	2-0	3-2	0-1	9-1	3-1	2-1	7-2	2-0
Durham, Jalen	18-20	38	-	3-3	1-0	0-1	2-4	1-1	3-1	4-3	0-2	1-4	3-1
Parker, Trey	24-12	36	2-0	4-3	1-1	1-1	3-1	2-1	2-1	1-1	2-0	0-2	6-1
Emerick, Kyle	15-13	28	2-0	-	-	1-2	1-2	1-2	1-1	2-2	4-3	2-1	1-0
Chester, Rashade	10-16	26	2-2	2-2	1-1	0-1	0-5	0-4	1-0	4-0	-	0-1	-
Jones, Will	12-12	24	2-1	0-3	1-0	0-2	1-1	2-3	4-0	0-2	-	1-0	1-0
Tillman, Austin	11-12	23	2-2	6-8	3-2	DNP	DNP	DNP	DNP	DNP	DNP	DNP	DNP
Houston, Alvin	14-8	22	DNP	-	4-0	4-2	1-0	0-4	2-1	-	-	2-1	1-0
Urban, Landen	5-14	19	0-2	1-0	1-1	1-3	0-1	0-2	DNP	1-2	0-1	0-1	1-1
Mikoleit, Nathan	8-10	18	1-1	-	1-1	1-1	1-2	1-4	1-1	1-0	1-0	-	-
Peavler, Brooks	7-10	17	DNP	-	-	1-1	2-2	0-4	2-0	1-0	1-3	-	-
Olivieri, Ricard	5-12	17	0-1	1-3	-	0-2	0-2	0-2	2-0	0-1	-	-	2-1
Foster, Nick	12-3	15	1-0	2-0	3-0	2-0	3-1	0-2	-	1-0	DNP	DNP	-
Barnett-Kruger	7-6	13	0-1	-	1-0	-	0-1	0-1	0-2	3-1	1-0	-	2-0
Breckenridge, Br	4-5	9	DNP	1-0	2-2	0-1	0-1	-	1-0	0-1	-	-	-
Staples, Devonta	3-6	9	DNP	1-0	1-0	0-1	-	1-2	0-1	-	-	0-2	-
Wilson, Gary	2-6	8	DNP	0-2	0-1	1-1	-	0-1	0-1	DNP	-	1-0	DNP
Cooper, Terrell	1-6	7	DNP	DNP	-	-	DNP	-	-	0-1	-	0-2	1-1
Spencer, Kameron	4-2	6	DNP	DNP	DNP	1-0	-	0-1	-	2-0	1-0	0-1	-
Simmons, Dwane	3-3	6	1-0	2-3	DNP	DNP	DNP	DNP	DNP	DNP	DNP	DNP	DNP
Johnson, Jamel	4-2	6	DNP	-	0-1	2-1	-	-	-	DNP	2-0	-	-
Anderson, Jacob	1-2	3	DNP	-	-	1-1	-	0-1	-	-	DNP	DNP	-
Peroo, Ryan	2-1	3	-	-	-	-	-	1-0	DNP	-	1-1	-	-
Hughes, Brandon	2-1	3	DNP	DNP	DNP	2-0	DNP	0-1	DNP	DNP	DNP	DNP	DNP
Hubert, Austen	1-1	2	-	-	1-0	-	0-1	-	-	-	-	-	-
Seabaugh, Landon	1-1	2	DNP	DNP	-	-	DNP	1-1	DNP	DNP	DNP	DNP	DNP
Homer, Jake	0-2	2	-	DNP	-	DNP	-	-	-	-	0-1	-	0-1
Willis, Zach	0-1	1	0-1	-	-	DNP	-	-	-	-	-	-	DNP
Johnson, Semaj	1-0	1	-	-	-	-	-	-	-	-	1-0	-	-
Marco, Bob	1-0	1	-	-	-	-	-	-	-	-	-	-	1-0
Schmiedeler, Per	1-0	1	-	-	-	-	-	-	-	1-0	-	-	-
Hamilton, Will	1-0	1	-	-	-	-	-	-	1-0	-	-	-	-
Brania-Hopp, Jam	1-0	1	-	-	-	-	-	-	-	-	-	1-0	-
Hall, Jovon	1-0	1	DNP	DNP	DNP	-	1-0	-	-	DNP	DNP	DNP	DNP
Fisher, Kelton	0-1	1	DNP	DNP	DNP	DNP	0-1	-	DNP	-	-	DNP	DNP

MONEY PLAYS - PLAYS RESULTING IN A FIRST DOWN OR A TOUCHDOWN

MONEY RUSHERS	1st	TD	No.	Att
Stewart, Mickeel	30	7	34	144
Peterson, Blake	23	5	26	88
Willis, Zach	25	4	26	89
Williams, Matthew	8	0	8	21
Peroo, Ryan	6	1	7	24
Whitten, Curtis	4	0	4	13
Brania-Hopp, James	4	0	4	9
Twehous, Logan	0	2	2	7
Letcher, Jr., James	2	0	2	5
Schmiedeler, Perry	2	0	2	3
Woods, Carey	1	1	1	6
Harris, Matthew	0	1	1	4
TOTALS	105	21	117	420

1ST DOWN MONEY RUSHERS	1st	TD	No.	Att
Willis, Zach	12	2	12	50
Peterson, Blake	8	3	9	33
Stewart, Mickeel	5	1	6	71
Letcher, Jr., James	2	0	2	2
Brania-Hopp, James	2	0	2	5
Whitten, Curtis	2	0	2	8
Williams, Matthew	2	0	2	8
Peroo, Ryan	2	0	2	10
Woods, Carey	1	1	1	5
TOTALS	36	7	38	201

2ND DOWN MONEY RUSHERS	1st	TD	No.	Att
Stewart, Mickeel	16	4	18	52
Peterson, Blake	10	1	11	35
Willis, Zach	6	2	7	28
Williams, Matthew	4	0	4	11
Peroo, Ryan	2	1	3	11
Whitten, Curtis	2	0	2	5
Brania-Hopp, James	2	0	2	3
Twehous, Logan	0	1	1	3
TOTALS	42	9	48	155

3RD DOWN MONEY RUSHERS	1st	TD	No.	Att
Stewart, Mickeel	7	2	8	15
Willis, Zach	6	0	6	9
Peterson, Blake	5	0	5	16
Williams, Matthew	2	0	2	2
Harris, Matthew	0	1	1	1
Twehous, Logan	0	1	1	2
Peroo, Ryan	1	0	1	2
TOTALS	21	4	24	48

4TH DOWN MONEY RUSHERS	1st	TD	No.	Att
Schmiedeler, Perry	2	0	2	3
Stewart, Mickeel	2	0	2	6
Willis, Zach	1	0	1	2
Peroo, Ryan	1	0	1	1
Peterson, Blake	0	1	1	4
TOTALS	6	1	7	16

MONEY RECEPTIONS	1st	TD	No.	Rec
Brania-Hopp, James	28	5	28	37
Woods, Carey	18	5	20	36
Hamilton, Will	19	1	19	32
Stewart, Mickeel	12	1	12	23
Williams, Jace	8	2	9	12
Horner, Jake	7	1	8	14
Hubert, Austen	5	2	5	13
Peroo, Ryan	4	0	4	8
Meier, Marcus	3	0	3	5
Harris, Jr., Kenyatte	2	0	2	2
Johnson, Semaj	1	0	1	2
Letcher, Jr., James	0	1	1	4
TOTALS	107	18	112	190

1ST DOWN MONEY RECEPTIONS	1st	TD	No.	Rec
Brania-Hopp, James	9	1	9	12
Woods, Carey	5	3	7	18
Stewart, Mickeel	6	0	6	8
Hamilton, Will	6	1	6	18
Williams, Jace	3	0	3	5
Hubert, Austen	2	1	2	7
Horner, Jake	1	0	1	3
Meier, Marcus	1	0	1	1
Peroo, Ryan	1	0	1	3
TOTALS	34	6	36	77

2ND DOWN MONEY RECEPTIONS	1st	TD	No.	Rec
Brania-Hopp, James	7	3	7	13
Horner, Jake	4	1	5	9
Woods, Carey	5	1	5	8
Hamilton, Will	5	0	5	6
Williams, Jace	2	2	3	3
Meier, Marcus	2	0	2	2
Stewart, Mickeel	2	0	2	7
Peroo, Ryan	1	0	1	1
Hubert, Austen	1	0	1	3
TOTALS	29	7	31	55

3RD DOWN MONEY RECEPTIONS	1st	TD	No.	Rec
Brania-Hopp, James	12	1	12	12
Woods, Carey	6	1	6	8
Hamilton, Will	6	0	6	6
Stewart, Mickeel	4	1	4	8
Williams, Jace	3	0	3	4
Harris, Jr., Kenyatte	2	0	2	2
Hubert, Austen	2	1	2	3
Peroo, Ryan	2	0	2	4
Horner, Jake	2	0	2	2
Johnson, Semaj	1	0	1	1
Letcher, Jr., James	0	1	1	2
TOTALS	40	5	41	54

4TH DOWN MONEY RECEPTIONS	1st	TD	No.	Rec
Hamilton, Will	2	0	2	2
Woods, Carey	2	0	2	2
TOTALS	4	0	4	4



ICHABODS VS RAMS

ICHABOD RED ZONE STATISTICS

Washburn Inside Opponent Red-Zone

Date	Opponent	Score	Times		Total	Rush	Pass	FGs	Failed to score inside RZ						
			In RZ	Scored		TDs	TDs	TDs	Made	FGA	Down	Int	Fumb	Half	Game
Aug 31, 2017	at Northeastern State	W 31-7	6	5	31	4	2	2	1	0	0	0	1	0	0
Sep 07, 2017	NORTHWEST MO. ST.	L 14-20	3	2	14	2	0	2	0	0	1	0	0	0	0
Sep 16, 2017	at Lindenwood	W 26-16	3	3	19	2	1	1	1	0	0	0	0	0	0
Sep 23, 2017	NEBRASKA-KEARNEY	W 60-28	7	6	39	5	3	2	1	1	0	0	0	0	0
Sep 30, 2017	at Pittsburg State	W 35-20	1	1	7	1	1	0	0	0	0	0	0	0	0
Oct 07, 2017	MISSOURI SOUTHERN	W 49-21	6	5	35	5	3	2	0	0	0	0	0	1	0
Oct 14, 2017	at Fort Hays State	L 20-37	3	2	6	0	0	0	2	0	1	0	0	0	0
Oct 21, 2017	CENTRAL MISSOURI	L 42-62	4	4	28	4	3	1	0	0	0	0	0	0	0
Oct 28, 2017	at Missouri Western	W 34-24	6	5	27	3	2	1	2	0	1	0	0	0	0
Nov 04, 2017	CENTRAL OKLAHOMA	L 10-27	3	2	10	1	0	1	1	0	1	0	0	0	0
Nov 11, 2017	at Emporia State	L 20-26	5	4	20	2	1	1	2	1	0	0	0	0	0
Totals			47	39	236	29	16	13	10	2	4	0	1	1	0
39 of 47 (83.0%)															

Opponents Inside Washburn Red-Zone

Date	Opponent	Score	Times		Total	Rush	Pass	FGs	Failed to score inside RZ						
			In RZ	Scored		TDs	TDs	TDs	Made	FGA	Down	Int	Fumb	Half	Game
Aug 31, 2017	at Northeastern State	W 31-7	2	1	7	1	0	1	0	0	0	1	0	0	0
Sep 07, 2017	NORTHWEST MO. ST.	L 14-20	5	3	18	2	1	1	1	0	2	0	0	0	0
Sep 16, 2017	at Lindenwood	W 26-16	4	3	13	1	1	0	2	0	1	0	0	0	0
Sep 23, 2017	NEBRASKA-KEARNEY	W 60-28	2	2	14	2	1	1	0	0	0	0	0	0	0
Sep 30, 2017	at Pittsburg State	W 35-20	4	3	13	1	1	0	2	0	0	0	1	0	0
Oct 07, 2017	MISSOURI SOUTHERN	W 49-21	2	2	14	2	1	1	0	0	0	0	0	0	0
Oct 14, 2017	at Fort Hays State	L 20-37	5	4	20	2	1	1	2	0	0	0	0	1	0
Oct 21, 2017	CENTRAL MISSOURI	L 42-62	6	6	40	6	3	3	0	0	0	0	0	0	0
Oct 28, 2017	at Missouri Western	W 34-24	4	4	24	3	2	1	1	0	0	0	0	0	0
Nov 04, 2017	CENTRAL OKLAHOMA	L 10-27	4	2	10	1	1	0	1	1	0	0	1	0	0
Nov 11, 2017	at Emporia State	L 20-26	5	3	17	2	1	1	1	0	0	0	1	1	0
Totals			43	33	190	23	13	10	10	1	3	1	3	2	0
33 of 43 (76.7%)															



ICHABODS VS RAMS

Washburn Individual Highs

Rushes	23	Stewart,Mickeel at Missouri Western (Oct 28)
Yards Rushing	144	Willis,Zach vs Central Missouri (Oct 21)
TD Rushes	3	Peterson,Blake vs Central Missouri (Oct 21)
Long Rush	53	Willis,Zach at Pittsburg State (Sep 30)
Pass attempts	38	Peterson,Blake at Fort Hays State (Oct 14)
Pass completions	25	Peterson,Blake vs Central Missouri (Oct 21)
Yards Passing	312	Peterson,Blake vs Central Missouri (Oct 21)
TD Passes	3	Peterson,Blake vs Missouri Southern (Oct 07)
		Peterson,Blake vs Central Missouri (Oct 21)
Long Pass	75	Peterson,Blake vs Missouri Southern (Oct 07)
Receptions	9	Brania-Hopp,James at Fort Hays State (Oct 14)
Yards Receiving	139	Brania-Hopp,James vs Central Missouri (Oct 21)
TD Receptions	2	Williams,Jace vs Northwest Mo. St. (Sep 07)
		Brania-Hopp,James vs Central Missouri (Oct 21)
Long Reception	75	Brania-Hopp,James vs Missouri Southern (Oct 07)
Field Goals	2	Schmiedeler,Perry at Fort Hays State (Oct 14)
		Schmiedeler,Perry at Missouri Western (Oct 28)
		Schmiedeler,Perry at Emporia State (Nov 11)
Long Field Goal	42	Schmiedeler,Perry at Emporia State (Nov 11)
Punts	6	Schmiedeler,Perry at Pittsburg State (Sep 30)
		Schmiedeler,Perry at Fort Hays State (Oct 14)
Punting Avg	45.8	Schmiedeler,Perry at Lindenwood (Sep 16)
Long Punt	56	Schmiedeler,Perry at Fort Hays State (Oct 14)
Punts inside 20	3	Schmiedeler,Perry at Emporia State (Nov 11)
Long Punt Return	35	Wright,Josh vs Central Oklahoma (Nov 04)
Long Kickoff Return	63	Ballentine,Corey at Emporia State (Nov 11)
Tackles	19	McGreevy,Derrick vs Central Oklahoma (Nov 04)
Sacks	1.5	Jones,Will at Northeastern State (Aug 31)
		Jones,Will vs Missouri Southern (Oct 07)
Tackles For Loss	3.0	Chester,Rashade vs Central Missouri (Oct 21)
Interceptions	2	Olmstead,D.J. at Northeastern State (Aug 31)
		Olmstead,D.J. vs Missouri Southern (Oct 07)

Washburn Team Highs

Rushes	58	at Missouri Western (Oct 28)
Yards Rushing	265	at Emporia State (Nov 11)
Yards Per Rush	6.9	at Pittsburg State (Sep 30)
TD Rushes	4	at Pittsburg State (Sep 30)
Pass attempts	38	at Fort Hays State (Oct 14)
		vs Central Oklahoma (Nov 04)
Pass completions	25	vs Central Missouri (Oct 21)
Yards Passing	312	vs Central Missouri (Oct 21)
Yards Per Pass	11.8	vs Missouri Southern (Oct 07)
TD Passes	3	vs Missouri Southern (Oct 07)
		vs Central Missouri (Oct 21)
Total Plays	92	at Missouri Western (Oct 28)
Total Offense	570	vs Missouri Southern (Oct 07)
Yards Per Play	7.0	vs Missouri Southern (Oct 07)
Points	60	vs Nebraska-Kearney (Sep 23)
Sacks By	4	at Northeastern State (Aug 31)
First Downs	28	at Missouri Western (Oct 28)
Penalties	12	vs Northwest Mo. St. (Sep 07)
Penalty Yards	73	at Emporia State (Nov 11)
Turnovers	5	vs Central Oklahoma (Nov 04)
Interceptions By	3	vs Missouri Southern (Oct 07)
Punts	7	at Pittsburg State (Sep 30)
Punting Avg	45.8	at Lindenwood (Sep 16)
Long Punt	56	at Fort Hays State (Oct 14)
Punts inside 20	3	at Emporia State (Nov 11)
Long Punt Return	35	vs Central Oklahoma (Nov 04)

Opponent Individual Highs

Rushes	25	Rose,Michael, at Pittsburg State (Sep 30)
Yards Rushing	171	Tigner,Charles, at Fort Hays State (Oct 14)
TD Rushes	3	Turner,Devante, vs Central Missouri (Oct 21)
Long Rush	46	Tigner,Charles, at Fort Hays State (Oct 14)
Pass attempts	40	Martin,Zach, vs Northwest Mo. St. (Sep 07)
Pass completions	30	Martin,Zach, vs Northwest Mo. St. (Sep 07)
Yards Passing	356	Bolles,Brook, vs Central Missouri (Oct 21)
TD Passes	4	Bolles,Brook, vs Central Missouri (Oct 21)
Long Pass	61	McKinzy,Dom, at Northeastern State (Aug 31)
		Marshall,Braxton, at Emporia State (Nov 11)
Receptions	12	Luper,J.T., vs Central Oklahoma (Nov 04)
Yards Receiving	134	Luper,J.T., vs Central Oklahoma (Nov 04)
TD Receptions	2	Young,Sedarius, vs Nebraska-Kearney (Sep 23)
		Hebert,Seth, vs Central Missouri (Oct 21)
Long Reception	61	McKnight,Gary, at Northeastern State (Aug 31)
		Brown,Justin, at Emporia State (Nov 11)
Field Goals	3	Spraul,Travis, at Lindenwood (Sep 16)
		Brown,Brandon, at Fort Hays State (Oct 14)
Long Field Goal	47	Brown,Brandon, at Fort Hays State (Oct 14)
Punts	7	Buschkoetter,G., vs Nebraska-Kearney (Sep 23)
		Kornish,Taylor, vs Missouri Southern (Oct 07)
Punting Avg	45.4	Thorman,Matt, vs Northwest Mo. St. (Sep 07)
Long Punt	73	Marcha,Justin, at Emporia State (Nov 11)
Punts inside 20	3	Thorman,Matt, vs Northwest Mo. St. (Sep 07)
		Marcha,Justin, at Emporia State (Nov 11)
Long Punt Return	48	Baldwin,Juan, at Pittsburg State (Sep 30)
Long Kickoff Return	59	Turner,Devante, vs Central Missouri (Oct 21)
Tackles	18	Seers,Drew, at Lindenwood (Sep 16)
Sacks	2.0	Stewart,J., vs Central Oklahoma (Nov 04)
		Ammons,Tre'Vaun, at Emporia State (Nov 11)
Tackles For Loss	3.5	Iloilo,Nate, at Missouri Western (Oct 28)
Interceptions	2	Jibowu,Doyin, at Fort Hays State (Oct 14)

Opponent Team Highs

Rushes	55	at Emporia State (Nov 11)
Yards Rushing	306	vs Central Missouri (Oct 21)
Yards Per Rush	6.2	at Missouri Western (Oct 28)
TD Rushes	5	vs Central Missouri (Oct 21)
Pass attempts	41	vs Northwest Mo. St. (Sep 07)
Pass completions	30	vs Northwest Mo. St. (Sep 07)
Yards Passing	356	vs Central Missouri (Oct 21)
Yards Per Pass	9.9	vs Central Missouri (Oct 21)
TD Passes	4	vs Central Missouri (Oct 21)
Total Plays	89	vs Central Missouri (Oct 21)
Total Offense	662	vs Central Missouri (Oct 21)
Yards Per Play	7.4	vs Central Missouri (Oct 21)
Points	62	vs Central Missouri (Oct 21)
Sacks By	4	vs Nebraska-Kearney (Sep 23)
		vs Central Oklahoma (Nov 04)
		at Emporia State (Nov 11)
First Downs	35	vs Central Missouri (Oct 21)
Penalties	9	at Missouri Western (Oct 28)
Penalty Yards	84	vs Nebraska-Kearney (Sep 23)
Turnovers	4	at Northeastern State (Aug 31)
Interceptions By	2	at Fort Hays State (Oct 14)
		vs Central Oklahoma (Nov 04)
Punts	8	vs Nebraska-Kearney (Sep 23)
Punting Avg	45.4	vs Northwest Mo. St. (Sep 07)
Long Punt	73	at Emporia State (Nov 11)
Punts inside 20	3	vs Northwest Mo. St. (Sep 07)
		at Emporia State (Nov 11)
Long Punt Return	48	at Pittsburg State (Sep 30)

Ichabod Scoring Drives

- Total Scoring Drives: 49
- Other Scores: 3 interception return, 1 blocked punt return, 1 fumble recovery

Qtr.	Clock	Opp	Scoring Play	Plays	Yds.	TOP
1st	05:45	NSU	Twehous, Logan 10 yd run	13	60	7:08
1st	00:49	NSU	Hubert, Austen 17 yd pass from Twehous, Logan	7	58	2:52
3rd	12:11	NSU	Twehous, Logan 1 yd run	4	33	0:53
3rd	05:42	NSU	Woods, Carey 11 yd pass from Twehous, Logan	7	56	3:00
3rd	02:09	NSU	Schmiedeler, Perry 28 yd field goal	5	28	2:02
3rd	08:57	NW	Williams, Jace 6 yd pass from Twehous, Logan	5	71	1:46
4th	04:32	NW	Williams, Jace 13 yd pass from Peterson, Blake	9	83	3:56
3rd	10:02	LWU	Brania-Hopp, James 11 yd pass from Peterson, Blake	6	35	2:19
4th	14:57	LWU	Stewart, Mickeel 1 yd run	12	90	5:09
4th	07:38	LWU	Schmiedeler, Perry 21 yd field goal	11	60	5:20
4th	00:56	LWU	Stewart, Mickeel 48 yd run	9	80	3:18
1st	04:29	UNK	Woods, Carey 8 yd pass from Peterson, Blake	6	58	2:45
1st	01:57	UNK	Schmiedeler, Perry 24 yd field goal	6	41	1:12
2nd	10:14	UNK	Stewart, Mickeel 2 yd run	9	70	3:25
2nd	05:47	UNK	Peroo, Ryan 4 yd run	6	19	2:22
4th	05:19	UNK	Hubert, Austen 18 yd pass from Peterson, Blake	10	70	4:58
4th	00:11	UNK	Harris, Matthew 1 yd run	3	2	1:09
1st	11:18	PSU	Stewart, Mickeel 26 yd run	9	83	3:42
3rd	06:01	PSU	Willis, Zach 53 yd run	3	65	1:22
3rd	05:49	PSU	Woods, Carey 54 yd pass from Peterson, Blake	1	54	0:12
4th	12:47	PSU	Willis, Zach 40 yd run	6	69	1:55
4th	07:38	PSU	Stewart, Mickeel 19 yd run	8	63	4:05
1st	09:11	MSSU	Horne, Jake 13 yd pass from Peterson, Blake	10	68	4:44
1st	06:12	MSSU	Willis, Zach 1 yd run	6	45	2:01
2nd	06:06	MSSU	Stewart, Mickeel 1 yd run	13	75	5:02
3rd	10:20	MSSU	Willis, Zach 14 yd run	11	75	4:40
3rd	06:28	MSSU	Brania-Hopp, James 75 yd pass from Peterson, Blake	1	75	0:12
4th	06:19	MSSU	Letcher, Jr., James 8 yd pass from Peterson, Blake	9	92	2:45
1st	05:32	FHSU	Schmiedeler, Perry 35 yd field goal	5	57	1:09
2nd	10:28	FHSU	Schmiedeler, Perry 36 yd field goal	12	45	5:40
2nd	00:18	FHSU	Brania-Hopp, James 22 yd pass from Peterson, Blake	7	65	1:23
1st	05:14	UCM	Peterson, Blake 1 yd run	4	75	1:30
2nd	10:56	UCM	Peterson, Blake 1 yd run	10	42	4:09
2nd	00:05	UCM	Woods, Carey 15 yd pass from Peterson, Blake	5	65	0:35
3rd	12:14	UCM	Brania-Hopp, James 23 yd pass from Peterson, Blake	4	85	1:25
3rd	06:02	UCM	Peterson, Blake 1 yd run	13	69	5:21
3rd	00:00	UCM	Brania-Hopp, James 28 yd pass from Peterson, Blake	3	55	0:56
1st	12:44	MWSU	Stewart, Mickeel 8 yd pass from Peterson, Blake	5	28	2:10
1st	09:44	MWSU	Peterson, Blake 21 yd run	6	66	1:39
1st	04:43	MWSU	Schmiedeler, Perry 24 yd field goal	13	53	3:33
2nd	14:36	MWSU	Woods, Carey 16 yd run	11	65	3:38
2nd	00:03	MWSU	Schmiedeler, Perry 27 yd field goal	13	67	2:16
3rd	11:31	MWSU	Stewart, Mickeel 2 yd run	8	53	3:20
1st	12:18	UCO	Schmiedeler, Perry 31 yd field goal	6	19	1:19
4th	06:27	UCO	Woods, Carey 9 yd pass from Peterson, Blake	13	87	3:22
1st	07:46	ESU	Peterson, Blake 12 yd run	6	75	2:21
2nd	14:52	ESU	Schmiedeler, Perry 42 yd field goal	5	14	1:30
2nd	00:14	ESU	Hamilton, Will 13 yd pass from Peterson, Blake	3	33	0:29
4th	02:26	ESU	Schmiedeler, Perry 24 yd field goal	13	82	2:37

Opponent Scoring Drives

- Total Scoring Drives: 47
- Other Scores: 2 Safeties, 1 blocked punt return

Qtr.	Clock	Opp	Scoring Play	Plays	Yds.	TOP
2nd	01:31	NSU	Abdul, Ra'Keim 17 yd pass from McKinzy, Dom	5	80	2:07
2nd	05:36	NW	Garner, Brett 29 yd field goal	12	34	6:32
3rd	10:38	NW	Bane, Shawn 14 yd pass from Martin, Zach	9	78	4:22
4th	12:06	NW	Wilcox, Cameron 1 yd run	10	87	4:28
2nd	14:58	LWU	Campbell, Calen 1 yd run	13	87	5:15
2nd	10:47	LWU	Spraul, Travis 34 yd field goal	9	47	2:23
2nd	00:01	LWU	Spraul, Travis 40 yd field goal	2	16	0:10
3rd	12:31	LWU	Spraul, Travis 31 yd field goal	7	16	2:29
3rd	05:14	UNK	Brown, Isaiah 1 yd run	12	80	5:05
3rd	00:01	UNK	Young, Sedarius 38 yd pass from Worthing, Steve	3	50	0:55
4th	10:21	UNK	Young, Sedarius 51 yd pass from Worthing, Steve	6	74	3:02
4th	01:26	UNK	Harms, Alex 8 yd pass from Worthing, Steve	10	75	3:53
2nd	11:18	PSU	Roderique, John 2 yd run	12	52	5:10
2nd	03:55	PSU	Vincent, Jared 27 yd field goal	7	54	2:59
4th	14:49	PSU	Vincent, Jared 23 yd field goal	9	38	4:05
2nd	11:08	MSSU	Scott, Brayden 3 yd run	11	81	5:32
2nd	01:07	MSSU	Johnson, Deuzae 17 yd pass from Scott, Brayden	6	68	1:51
3rd	06:40	MSSU	Coleman, Shemar 24 yd pass from Scott, Brayden	2	35	0:25
1st	06:41	FHSU	Brown, Brandon 29 yd field goal	13	62	4:56
2nd	05:48	FHSU	Hazlett, Harley 6 yd pass from Mezera, Jacob	4	76	1:37
3rd	12:01	FHSU	Tigner, Charles 12 yd run (Brown, Brandon kick)	8	75	2:59
3rd	03:59	FHSU	Brown, Brandon 30 yd field goal	6	64	2:38
4th	12:36	FHSU	Burchfield, M. 21 yd pass from Mezera, Jacob	12	87	5:05
4th	05:04	FHSU	Bacon, Tyler 30 yd pass from Mezera, Jacob	7	81	3:47
4th	03:09	FHSU	Brown, Brandon 47 yd field goal	4	8	1:37
1st	06:44	UCM	Bolles, Brook 2 yd run	13	85	4:17
1st	01:59	UCM	Turner, Devante 3 yd run	10	71	3:12
2nd	04:26	UCM	Turner, Devante 5 yd run	11	81	3:13
2nd	00:40	UCM	Hebert, Seth 16 yd pass from Bolles, Brook	11	78	1:51
3rd	11:31	UCM	Hebert, Seth 13 yd pass from Bolles, Brook	3	41	0:32
4th	13:23	UCM	Bolles, Brook 32 yd run	6	66	1:29
4th	12:10	UCM	Parker, Kyron 34 yd pass from Bolles, Brook	1	34	0:08
4th	05:10	UCM	Wilkerson, Koby 18 yd pass from Bolles, Brook	10	80	4:46
4th	03:55	UCM	Turner, Devante 30 yd run	2	29	0:13
2nd	02:24	MWSU	Basch, Tyler 32 yd field goal	13	62	6:41
3rd	06:04	MWSU	Gray, Derek 15 yd run	1	15	0:07
3rd	01:57	MWSU	Marino, Dom 5 yd run	3	65	1:09
4th	09:21	MWSU	Broughton, Brock 8 yd pass from Marino, Dom	10	87	3:23
1st	00:48	UCO	Crockett, Josh 30 yd pass from Stallard, Chas	8	85	3:35
2nd	13:28	UCO	Quevedo, Alex 39 yd field goal	4	5	1:26
2nd	09:00	UCO	Quevedo, Alex 31 yd field goal	8	39	3:36
3rd	12:28	UCO	Luper, J.T. 23 yd pass from Stallard, Chas	3	40	1:18
4th	00:45	UCO	Garrett, Chandler 1 yd run (Dodd, Austin kick)	12	75	5:42
1st	13:41	ESU	Brown, Justin 2 yd pass from Marstall, Braxto	5	75	1:19
2nd	09:02	ESU	Reed, Jordan 25 yd pass from Marstall, Braxto	10	65	3:05
2nd	00:55	ESU	Nault, Landon 9 yd run	7	91	2:07
3rd	08:41	ESU	Morton, Austin 21 yd field goal	12	83	4:23

2017 Washburn Ichabod Football Washburn - Long Plays

25-YARD PLUS PLAYS

Yds	Type	Player(s)	Opponent
75*	Pass	Brania-Hopp, James from Peterson, Blake	Missouri Southern
66*	INT	Olmstead, D.J.	Nebraska-Kearney
63	KR	Ballentine, Corey	Emporia State
60*	INT	Olmstead, D.J.	Fort Hays State
54*	Pass	Woods, Carey from Peterson, Blake	Pittsburg State
54	KR	Ballentine, Corey	Missouri Western
53*	Rush	Willis, Zach	Pittsburg State
52	Rush	Peterson, Blake	Central Oklahoma
52	Pass	Hamilton, Will from Peterson, Blake	Fort Hays State
51	KR	Ballentine, Corey	Lindenwood
49	Rush	Stewart, Mickeel	Northwest Mo. St.
49	Pass	Peroo, Ryan from Peterson, Blake	Missouri Southern
48	Rush	Willis, Zach	Central Missouri
48	KR	Ballentine, Corey	Central Oklahoma
48*	Rush	Stewart, Mickeel	Lindenwood
46	Rush	Peterson, Blake	Lindenwood
45	KR	Ballentine, Corey	Nebraska-Kearney
44	Rush	Willis, Zach	Central Missouri
43	KR	Hamilton, Will	Nebraska-Kearney
42	KR	Ballentine, Corey	Missouri Western
41	Pass	Brania-Hopp, James from Peterson, Blake	Emporia State
40*	Rush	Willis, Zach	Pittsburg State
39	Rush	Stewart, Mickeel	Missouri Western
38	Pass	Hubert, Austen from Peterson, Blake	Nebraska-Kearney
37	KR	Ballentine, Corey	Central Oklahoma
37	KR	Ballentine, Corey	Northwest Mo. St.
37	Rush	Peroo, Ryan	Emporia State
35	PR	Wright, Josh	Central Oklahoma
34	KR	Ballentine, Corey	Northwest Mo. St.
34	PR	Wright, Josh	Lindenwood
33	Pass	Woods, Carey from Peterson, Blake	Missouri Western
33	INT	Peavler, Brooks	Pittsburg State
33	Pass	Brania-Hopp, James from Peterson, Blake	Missouri Southern
33	PR	Wright, Josh	Nebraska-Kearney
31	Pass	Brania-Hopp, James from Peterson, Blake	Pittsburg State
30	KR	Ballentine, Corey	Central Missouri
30	Pass	Johnson, Semaj from Peterson, Blake	Lindenwood
29	Pass	Stewart, Mickeel from Twehous, Logan	Northeastern State
29	Pass	Williams, Jace from Peterson, Blake	Northeastern State
29	KR	Harris, Jr., Kenyatte	Nebraska-Kearney
29	Rush	Peterson, Blake	Emporia State
28	KR	Ballentine, Corey	Central Oklahoma
28	Pass	Brania-Hopp, James from Peterson, Blake	Central Missouri
28	FR	Cooper, Terrell	Central Missouri
28*	Pass	Brania-Hopp, James from Peterson, Blake	Central Missouri
27	KR	Harris, Matthew	Lindenwood
27	KR	Ballentine, Corey	Pittsburg State
26	Rush	Willis, Zach	Missouri Southern
26	KR	Ballentine, Corey	Central Missouri
26	Rush	Willis, Zach	Central Missouri
26	Pass	Brania-Hopp, James from Peterson, Blake	Central Missouri
26*	Rush	Stewart, Mickeel	Pittsburg State
25	Pass	Woods, Carey from Peterson, Blake	Central Oklahoma

* touchdown scored on play

LONG PLAYS BY THE NUMBERS

Long Plays By Yards	No.	TD
100+	0	0
90-99	0	0
80-89	0	0
70-79	1	1
60-69	3	2
50-59	6	2
40-49	12	2
30-39	15	0
20-29	40	6

Long Plays By Type	No.	TD
Rushing	20	5
Passing	27	5
Punt returns	4	0
Kick returns	21	0
Interceptions	4	3
Fumble returns	1	0
Other	0	0
TOTAL	77	13

25-YARD PLUS BY PLAYER

Player	No.	TD	R	P	KR	PR	IR	FR
Ballentine, Corey	16	0	0	0	16	0	0	0
Brania-Hopp, James	11	4	0	11	0	0	0	0
Willis, Zach	8	2	8	0	0	0	0	0
Peterson, Blake	7	1	7	0	0	0	0	0
Stewart, Mickeel	6	2	4	2	0	0	0	0
Wright, Josh	6	0	0	0	2	4	0	0
Hamilton, Will	5	0	0	4	1	0	0	0
Woods, Carey	4	1	0	4	0	0	0	0
Olmstead, D.J.	3	3	0	0	0	0	3	0
Peroo, Ryan	2	0	1	1	0	0	0	0
Hubert, Austen	2	0	0	2	0	0	0	0
Peavler, Brooks	1	0	0	0	0	0	1	0
Johnson, Semaj	1	0	0	1	0	0	0	0
Williams, Jace	1	0	0	1	0	0	0	0
Harris, Jr., Kenyatte	1	0	0	0	1	0	0	0
Cooper, Terrell	1	0	0	0	0	0	0	1
Harris, Matthew	1	0	0	0	1	0	0	0
Horner, Jake	1	0	0	1	0	0	0	0
TOTAL	77	13	20	27	21	4	4	1

LONGEST PLAYS OF THE YEAR

Rushing
53 Willis, Zach vs Pittsburg State (9/30/2017)

Rushing Touchdown
53 Willis, Zach vs Pittsburg State (9/30/2017)

Passing
75 Brania-Hopp, James from Peterson, Blake vs Missouri Southern (10/7/2017)

Passing Touchdown
75 Brania-Hopp, James from Peterson, Blake vs Missouri Southern (10/7/2017)

Punt Return
35 Wright, Josh vs Central Oklahoma (11/4/2017)

Kick Return
63 Ballentine, Corey vs Emporia State (11/11/2017)

Interception Return
66 Olmstead, D.J. vs Nebraska-Kearney (9/23/2017)

Fumble Return
28 Cooper, Terrell vs Central Missouri (10/21/2017)

Punt
56 Schmiedeler, Perry vs Fort Hays State (10/14/2017)

Field Goal
42 Schmiedeler, Perry vs Emporia State (11/11/2017)

ICHABODS VS RAMS

Player	Total	Rush	Pass	Sack	KO	Punt	Int	Fumb	FF	Other
McGreevy, Derrick	122	81	37	2	0	0	0	0	2	0
Tucker, Heath	78	52	20	0	0	4	0	0	2	0
Gonzalez, Cedric	66	51	13	0	0	0	0	1	1	0
Pfannenstiel, Peter	65	31	30	2	0	2	0	0	0	0
Olmstead, D.J.	56	34	20	0	0	0	0	0	2	0
Ballentine, Corey	50	21	27	0	1	0	0	0	1	0
Wright, Josh	42	8	28	1	3	0	0	0	2	0
Durham, Jalen	38	35	1	2	0	0	0	0	0	0
Parker, Trey	36	33	2	1	0	0	0	0	0	0
Emerick, Kyle	28	18	4	0	5	0	0	0	1	0
Chester, Rashade	26	20	3	3	0	0	0	0	0	0
Jones, Will	24	18	0	6	0	0	0	0	0	0
Tillman, Austin	23	17	5	1	0	0	0	0	0	0
Houston, Alvin	22	14	8	0	0	0	0	0	0	0
Urban, Landen	19	14	2	3	0	0	0	0	0	0
Mikoleit, Nathan	18	8	1	0	9	0	0	0	0	0
Peavler, Brooks	17	11	1	0	3	2	0	0	0	0
Olivieri, Ricard	17	17	0	0	0	0	0	0	0	0
Foster, Nick	15	2	4	0	4	4	0	0	1	0

RUSHING TACKLES

Player	No.
McGreevy, Derrick	81
Tucker, Heath	52
Gonzalez, Cedric	51
Durham, Jalen	35
Olmstead, D.J.	34
Parker, Trey	33
Pfannenstiel, Peter	31
Ballentine, Corey	21
Chester, Rashade	20
Jones, Will	18
Emerick, Kyle	18
Tillman, Austin	17

PASSING TACKLES

Player	No.
McGreevy, Derrick	37
Pfannenstiel, Peter	30
Wright, Josh	28
Ballentine, Corey	27
Tucker, Heath	20
Olmstead, D.J.	20
Gonzalez, Cedric	13
Houston, Alvin	8
Simmons, Dwane	6
Tillman, Austin	5
Emerick, Kyle	4
Foster, Nick	4

SPECIAL TEAMS TACKLES

Player	Total	KO	Punt
Mikoleit, Nathan	9	9	0
Foster, Nick	8	4	4
Peavler, Brooks	5	3	2
Emerick, Kyle	5	5	0
Staples, Devonta	4	4	0
Tucker, Heath	4	0	4
Barnett-Kruger, Garre	4	4	0
Spencer, Kameron	4	4	0
Peroo, Ryan	3	3	0
Anderson, Jacob	3	3	0
Wright, Josh	3	3	0
Hubert, Austen	2	0	2
Horner, Jake	2	0	2
Pfannenstiel, Peter	2	0	2
Johnson, Jamel	1	1	0
Fisher, Kelton	1	0	1
Willis, Zach	1	1	0
Johnson, Semaj	1	0	1
Schmiedeler, Perry	1	1	0
Ballentine, Corey	1	1	0
Cooper, Terrell	1	0	1
TOTALS	65	46	19

KICKOFF RETURN TACKLES

Player	No.
Mikoleit, Nathan	9
Emerick, Kyle	5

PUNT RETURN TACKLES

Player	No.
Tucker, Heath	4
Foster, Nick	4

The Last Time It Happened by an Ichabod Team

RUSHING

Had 400+ yards rushing:	vs Truman; 10/20/2007 (428)*
Had 300+ yards rushing:	at Fort Hays State; 9/8/2013 (307)
Had 60+ rushing attempts:	at Missouri Western; 9/29/2007 (60)
Had 50+ rushing attempts:	at Missouri Western; 10/28/2017 (58)
Had 9 rushing TDs:	at Lincoln; 9/9/2000 (9)
Had 8 rushing TDs:	vs Lincoln; 9/8/2011 (8)
Had 6 rushing TDs:	vs Southwest Baptist; 9/30/2006 (6)
Had 5 rushing TDs:	vs Lincoln; 10/12/2013 (5)
Had 4 rushing TDs:	at Pittsburg State; 09/30/2017 (4)
Had three or more players with 100 yards rushing:	vs Truman; 10/20/2007
Had two or more players with 100 yards rushing:	at Missouri Southern; 10/8/2016

PASSING

Had 450+ yards passing:	at Sioux Falls; 9/1/2011 (452)
Had 400+ yards passing:	vs Abilene Christian; 11/19/2011 (424)
Had 300+ yards passing:	vs Central Missouri; 10/21/2017 (312)
Had 60+ passing attempts:	at Wayne State; 10/11/1980 (63)*
Had 50+ passing attempts:	vs Central Missouri; 10/10/2015 (50)
Had 40+ passing attempts:	vs Pittsburg State; 10/01/2016 (41)
Had 30+ passing attempts:	vs Central Oklahoma; 11/04/2017 (38)
Had 25+ passing completions:	at Fort Hays State; 10/03/2015 (26)
Had 20+ passing completions:	vs Central Missouri; 10/21/2017 (20)
Had 6+ passing TDs:	vs Central Oklahoma; Oct. 15, 2011 (6)
Had 5+ passing TDs:	vs Lindenwood; 10/26/2013 (5)
Had 4+ passing TDs:	vs Lindenwood; 09/04/2014 (4)
Had 6+ passes intercepted:	Northwest Missouri; Oct. 27, 2012 (6)*
Had 5+ passes intercepted:	at Northwest Missouri; 11/2/2013 (5)
Had 4+ passes intercepted:	vs Bemidji State; 12/03/2016 (4)
Had 3+ passes intercepted:	vs Pittsburg State; 10/01/2016 (3)

RECEIVING

Had two players with 100 yards receiving:	vs Central Missouri; 11/12/2011
Had 12+ different players catch a pass:	at Missouri Southern; 9/26/2014 (12)
Had 10+ different players catch a pass:	vs Missouri Southern; 09/26/2015 (10)
Had 9+ different players catch a pass:	vs Missouri Southern; 10/07/2017 (9)
Had 8+ different players catch a pass:	vs Bemidji State; 12/03/2016 (8)

TOTAL OFFENSE

Had 675+ yards total offense:	vs Rockhurst; 10/28/1949 (681)*
Had 625+ yards total offense:	vs Southwest Baptist; 9/30/2006 (644)
Had 550+ yards total offense:	vs Missouri Southern; 10/07/2017 (570)
Had 500+ yards total offense:	vs Central Missouri; 10/21/2017 (556)
Had 95+ total offensive plays:	Emporia State; 10/29/1998 (96)*
Had 90+ total offensive plays:	at Missouri Western; 10/28/2017 (93)
Had 85+ total offensive plays:	vs Central Missouri; 10/21/2017 (85)
Had 80+ total offensive plays:	at Northeastern State; 11/7/2015 (80)

SCORING

Scored 80+ points:	vs New Mexico Highlands; 9/4/2009 (82)*
Scored 70+ points:	vs Truman; 10/20/2007 (71)
Scored 60+ points:	vs Nebraska-Kearney; 09/23/2017 (60)
Scored 50+ points:	vs Lincoln; 10/12/2013 (58)
Scored 40+ points:	vs Central Missouri; 10/21/2017 (42)
Allowed 70+ points:	at Pittsburg State; 11/14/1998 (72)
Allowed 60+ points:	vs Central Missouri; 10/21/2017 (62)
Allowed 50+ points:	at Northwest Missouri; 11/2/2013 (52)
Allowed 40+ points:	vs Pittsburg State; 10/01/2016 (45)
Was held scoreless in Yager Stadium:	vs Pittsburg State; 9/20/2014 (L 42-0)
Was held scoreless on the road:	at Central Missouri; 10/11/2014 (L 42-0)
Held opponent scoreless in Yager Stadium:	vs Fort Valley State; 10/19/2013 (W 41-0)
Held opponent scoreless on the road:	at Missouri Southern; 10/4/2008 (W 23-0)

TURNOVERS

Committed six+ turnovers:	at Northwest Missouri; 11/2/2013 (6)
Did not commit a turnover:	vs Missouri Southern; 10/07/2017 (0)
Recorded 7+ takeaways:	at Missouri Southern; 10/8/2016 (7)
Recorded 6+ takeaways:	vs Northeastern State; 11/8/2014 (6)
Recorded 5+ takeaways:	vs Fort Valley State; 10/19/2013 (5)
Returned an interception for a touchdown:	at Fort Hays State; 10/14/2017 (60 yds)
Returned a fumble for a touchdown:	vs Fort Hays State; 10/15/2016 (1 yd)

DEFENSE

Held opponent to 5 or fewer first downs:	vs Truman; 09/18/2004 (5)
Held opponent to 10 or fewer first downs:	at Northeastern State; 11/7/2015 (8)
Held opponent to 0 or fewer yards rushing:	at Northeastern State; 11/7/2015 (-28)
Held opponent to 25 or fewer yards rushing:	at Northeastern State; 08/31/2017 (21)
Held opponent to 50 or fewer yards rushing:	vs Fort Valley State; 10/19/2013 (26)
Held opponent to 0 yards passing:	at Southern Colorado; 10/6/1973 (0)
Held opponent to 50 or fewer yards passing:	at Truman; 10/21/2006 (14)
Held opponent to 100 or fewer yards passing:	at Pittsburg State; 09/30/2017 (98)
Held opponent to 0 or fewer yards of total offense:	St. Mary's of the Plains; 09/09/1979 (-3)
Held opponent to 150 or fewer yards of total offense:	at Northeastern State; 11/7/2015 (110)
Held opponent to 200 or fewer yards of total offense:	vs Fort Valley State; 10/19/2013 (141)
Held opponent to 250 or fewer yards of total offense:	at Missouri Western; 10/17/2015 (245)
Held opponent to 300 or fewer yards of total offense:	vs Missouri Southern; 10/07/2017 (279)
Intercepted 6+ passes:	at Missouri Southern; 10/8/2016 (6)
Intercepted 4+ passes:	vs Fort Hays State; 9/14/2013 (4)
Intercepted 3+ passes:	vs Missouri Southern; 10/07/2017 (3)
Recorded 9+ sacks:	at Truman; 10/8/2011 (9)
Recorded 7+ sacks:	at Abilene Christian; (7)
Recorded 17 tackles for loss:	vs Fort Hays State; 9/13/2003 (17)
Recorded 16 tackles for loss:	vs Northwest Missouri; 10/14/2006 (16)
Recorded 15 tackles for loss:	at Southwest Baptist; 9/23/2005 (15)
Recorded 14 tackles for loss:	vs Central Missouri; 10/10/2015 (14)

SPECIAL TEAMS

Returned punt for a TD:	Bryce Chavis vs Fort Hays State; 10/15/2016 (83)
Returned a blocked punt for a TD:	Jacob Anderson vs Nebraska-Kearney; 09/23/2017 ; 11/8/2014 (88)
Returned a kickoff for a TD:	Kameron Stewart vs Northeastern State; 11/8/2014 (86)
Did not punt:	vs New Mexico Highlands; 9/4/2009

MISCELLANEOUS

Had 30+ first downs:	vs Northern State; 12/4/2004 (30)
Had 20+ first downs:	at Missouri Western; 10/28/2017 (28)
Had 10+ penalties:	vs Northwest Missouri; 09/07/2017 (12)
Had 200+ yards in penalties:	at Lincoln; 10/6/2012 (200)
Had 100+ yards in penalties:	vs Bemidji State; 12/03/2016 (145)
Had 40+ minutes of possession time:	vs Emporia State; 11/1/2014 (40:49)
Had 35+ minutes of possession time:	at Missouri Western; 10/28/2017 (35:58)
Had a tie game:	at Missouri Western; 10/22/1977 (7-7)
Had an overtime game:	at Nebraska-Kearney; 9/24/2016 (W 47-44, 3 overtimes)
Last time shutout	at Central Missouri; 10/11/2014 (L 42-0) (35 games)
Last time WU recorded a shutout	vs Fort Valley State; 10/19/2013; W 41-0; (44 games)
Scored TD's on offense/defense/special teams each	vs Nebraska-Kearney; 09/23/2017

*School Record

The Last Time It Happened by an Ichabod Individual

RUSHING

Rushed 40+ times:	Dino DeLisa vs Emporia State; 10/5/1985 (42)*
Rushed 30+ times:	Vershon Moore vs Emporia State; 11/1/2014 (31)
Rushed 25+ times:	Brandon Bourbon at Northeastern State; 11/7/2015 (26)
Rushed for 240+ yards:	Kevin McCormick vs Missouri Valley; 9/11/1971 (241)*
Rushed for 200+ yards:	Vershon Moore vs Truman; 10/31/2009 (227)
Rushed for 175+ yards:	Terrence Lowe at Southwest Baptist; 11/10/2007 (177)
Rushed for 150+ yards:	Vershon Moore vs Emporia State; 11/1/2014 (171)
Rushed for 100+ yards:	Zach Willis vs Central Missouri; 10/21/2017 (144)
Rushed for 100+ yards at quarterback:	Dustin Hickel at Emporia State; 10/27/2001 (132)
Rushed for 4+ touchdowns:	Justin Cooper vs Abilene Christian; 11/19/2011 (4)
Rushed for 3+ touchdowns:	Blake Peterson vs Central Missouri; 10/21/2017 (3)
Rushed for 2+ touchdowns:	Zach Willis vs Missouri Southern; 10/07/2017 (2)
Had a run of 90+ yards:	Melvin Myricks at Nebraska-Kearney; 09/18/1965 (94)*
Had a run of 70+ yards:	Justin Cooper at Colorado Mines; 8/29/2009 (78)
Had a run of 60+ yards:	Vershon Moore vs Fort Hays State; 9/14/2013 (65)
Had a run of 50+ yards:	Blake Peterson vs Central Oklahoma; 11/04/2017 (52)
Three rushers with 100+ yards:	Ra'Shawn Mosley (147)/Brandon Walker (133); Terrence Lowe (117) vs Truman; 10/20/2007
Two rushers with 100+ yards:	Wesley Collins (122)/Mickeel Stewart (108) at Missouri Southern; 10/8/2016

PASSING

Passed for 450+ yards:	Dane Simoneau at Sioux Falls; 9/1/2011 (452)*
Passed for 400+ yards:	Dane Simoneau vs Abilene Christian; 11/19/2011 (424)
Passed for 300+ yards:	Blake Peterson vs Central Missouri; 10/21/2017 (312)
Passed for 200+ yards:	Blake Peterson vs Central Oklahoma; 11/04/2017 (218)
Attempted 60+ passes:	Mike Atkins at Wayne State; 10/11/1980 (63)*
Attempted 50+ passes:	Derek McGinnis vs Central Missouri; 10/10/2015 (50)
Attempted 45+ passes:	Derek McGinnis at Fort Hays State; 10/03/2015 (45)
Attempted 30+ passes:	Blake Peterson vs Central Oklahoma; 11/04/2017 (35)
Attempted 20+ passes:	Blake Peterson at Emporia State; 11/1/2017 (29)
Threw 6+ touchdown passes:	Dane Simoneau vs Pittsburg State; 10/17/2009 (6)**
Threw 5+ touchdown passes:	Mitch Buhler vs Lindenwood; 10/26/2013 (5)
Threw 4+ touchdown passes:	Mitch Buhler vs Lindenwood; 09/04/2014 (4)
Threw 3+ touchdown passes:	Blake Peterson vs Central Missouri; 10/21/2017 (3)
Threw 5+ interceptions:	Dustin Hickel at Wisconsin-LaCrosse; 9/1/2001 (5)
Threw 4+ interceptions:	Mitch Buhler at Northwest Missouri; 11/2/2013 (4)
Completed pass for 90+ yards:	Barry Griffiths to Troy Slusser vs Emporia State; 11/12/1988 (95)*
Completed pass for 80-89 yards:	Mitch Buhler to Brad Gourley at Nebraska-Kearney; 9/11/2014 (87)
Completed pass for 70-79 yards:	Blake Peterson to James Brania-Hopp vs Missouri Southern; 10/07/2017 (75)
Completed pass for 60-69 yards:	Derek McGinnis to Bryce Chavis vs Fort Hays State; 10/15/2016 (67)
Completed pass for 50-59 yards:	Blake Peterson to Carey Woods at Pittsburg State; 09/30/2017 (54)

RECEIVING

Caught 13+ passes:	DaJuan Beard vs Missouri Western; Nov. 11, 2013 (13)**
Caught 11+ passes:	Joe Hastings at Missouri Southern; 11/13/2010 (11)
Caught 10+ passes:	Bryce Chavis at Central Oklahoma; 11/05/2016 (10)
Caught 9+ passes:	James Brania-Hopp at Fort Hays State; 10/14/2017 (9)
Caught 8+ passes:	Carey Woods vs Central Oklahoma; 11/04/2017 (8)
Had 250+ yards receiving:	Troy Slusser vs Emporia State; 11/12/1988 (252)*
Had 225+ yards receiving:	Sam Sissom at Colorado Mines; 8/27/2005 (231)
Had 200+ yards receiving:	Joe Hastings vs Midwestern State; 12/4/2004 (223)
Had 175+ yards receiving:	Bryce at Central Oklahoma; 11/05/2016 (176)
Had 150+ yards receiving:	Jake Horner vs Northeastern State; 09/01/2016 (158)
Had 100+ yards receiving:	James Brania Hopp vs Central Missouri; 10/21/2017 (139)
Caught 4+ TD passes:	Joe Hastings vs Nebraska-Omaha; 10/9/2010 (4)
Caught 3+ TD passes:	DaJuan Beard at Northwest Missouri; 10/22/2011 (3)
Caught 2+ TD passes:	James Brania Hopp vs Central Missouri; 10/21/2017 (2)
Two or more 100+ yard receivers:	Ronnell Garner (102)/DaJuan Beard (103) vs Central Missouri; 11/12/11

SCORING

Accounted for 6+ touchdowns:	Blake Peterson vs Central Missouri; 10/21/2017 (6)**
Accounted for 5+ touchdowns:	Mitch Buhler vs Fort Hays State; 9/14/2013 (5)
Scored 4+ touchdowns:	Mickeel Stewart at Nebraska-Kearney; 9/24/2016 (4)
Scored 3+ touchdowns:	Blake Peterson vs Central Missouri; 10/21/2017 (3)
Scored 2+ touchdowns:	James Brania Hopp vs Central Missouri; 10/21/2017 (2)

TOTAL OFFENSE

Had 450+ yards total offense:	Dane Simoneau vs Sioux Falls; 9/1/2011 (454)*
Had 400+ yards total offense:	Dane Simoneau vs Abilene Christian; 11/19/2011 (413)
Had 350+ yards total offense:	Mitch Buhler at Central Oklahoma; 9/22/2012 (350)
Had 300+ yards total offense:	Blake Peterson vs Central Missouri; 10/21/2017 (321)
	(321 -- 9 rushing/312 passing)
Had both 300 yards passing and 100 yards rushing:	Tyler Schuerman vs Missouri Southern; 9/22/2001 (412 -- 306/106)
Had both 200 yards passing and 100 yards rushing:	Dustin Hickel at Truman; 10/12/2012 (320 -- 216/104)
Had 60+ total offensive plays:	Aaron Battle vs Emporia State; 10/29/1988 (66)
Had 50+ total offensive plays:	Derek McGinnis vs Central Missouri; 10/10/2015 (55)
Had 40+ total offensive plays:	Blake Peterson vs Central Oklahoma; 11/04/2017 (46)

DEFENSE

Intercepted 2+ passes:	D.J. Olmstead at Northeastern State; 08/31/2017 (2)
Forced 2+ fumbles:	Alec Steuber vs Central Missouri; 10/10/2015 (2)*
Recovered 2+ fumbles:	Zach Franklin at Northeastern State; 11/7/2015 (2)*
Recorded 4+ sacks:	Jim Butler at Wayne State; 10/17/1987 (4)*
Recorded 3+ sacks:	Dakota Palan-Johnson at Truman; 10/8/2011 (3)
Recorded 2+ sacks:	Ahkmad Abdul-Razzaq vs Fort Hays State; 10/15/2016 (2.0)
Recorded 5+ tackles for loss:	Bruce Ringwood; Northwest Missouri; 10/14/2006 (5)
Recorded 25+ tackles:	Wade Dennis vs Northwest Missouri; 10/21/1989 (27)*
Recorded 22+ tackles:	Casey Curran at Missouri Western; 9/19/2009 (22)
Recorded 20 tackles:	Zach Watkins vs Central Missouri (9/22/2007) (20)
Record 19 tackles:	Derrick McGreevy vs Central Oklahoma; 11/04/2017 (19)
Record 18 tackles:	Mike Gonzalez vs Pittsburg State; 10/01/2005 (18)
Recorded 17 tackles:	Austin Tillman vs Emporia State; 11/16/2016 (17)
Recorded 16 tackles:	Derrick McGreevy at Pittsburg State; 09/30/2017 (16)
Recorded 15 tackles:	Peter Pfannenstiel vs Central Missouri; 10/10/2015 (15)
Recorded 14 tackles:	Tillman/Pfannenstiel vs Northwest Missouri; 09/07/2017
Recorded 10+ tackles in 5 straight games:	Calvin Kenney vs at Central Missouri (17); Fort Hays State (10); Missouri Southern (14); Pittsburg State (10); Nebraska-Kearney (10)
Returned an interception for a TD:	D.J. Olmstead at Fort Hays State; 10/14/2017 (60 yards)
Returned a fumble for a TD:	Heath Tucker vs Nebraska-Kearney; 09/23/2017 (0 yards)

SPECIAL TEAMS

Scored 18+ points kicking:	Steve Ivanisevic vs Missouri Southern; 9/12/2009 (18)
Scored 16+ points kicking:	Justin Linn at Nebraska-Kearney; 9/5/2013 (16)
Scored 14+ points kicking:	Justin Linn at Central Oklahoma; 10/25/2014 (14)
Scored 13+ points kicking:	Jeremy Linn at Pittsburg State; 11/5/2011 (13)
Scored 12+ points kicking:	Perry Schmiedeler at Nebraska-Kearney; 9/23/2017 (12)
Scored 11+ points kicking:	Perry Schmiedeler vs Bemidji State; 12/03/2016 (11)
Scored 10+ points kicking:	Jeremy Linn Abilene Christian; 11/19/2011 (10)
Kicked 4+ field goals:	Justin Linn at Central Oklahoma; 10/25/2014 (4)**
Kicked 3+ field goals:	Perry Schmiedeler vs Bemidji State; 12/03/2016 (3)
Kicked a field goal 52+ yards:	Charles Goodknight vs Emporia State; 10/5/1985 (52)**
Kicked a field goal 50+ yards:	Perry Schmiedeler vs Missouri Western; 10/29/2016 (50)
Kicked a field goal 40+ yards:	Perry Schmiedeler vs Bemidji State; 12/03/2016 (40)
Kicked a punt of 80+ yards:	Austin Hills vs Nebraska-Omaha; 11/8/2008 (87)**
Kicked a punt of 70+ yards:	Aaron Hummert vs Northeastern State; 11/8/2014 (79)
Kicked a punt of 60+ yards:	Perry Schmiedeler vs Lindenwood; 09/19/2016 (64)
Punted 11+ times:	Brian Fuemmeler vs Missouri Southern; 11/11/1995 (11)*
Punted 10+ times:	Ben Boswell vs Pittsburg State; 10/11/2003 (10)
Totaled 190+ kick return yards:	Jaime Myers at Northwest Missouri; 11/2/2013 (194)
Totaled 175+ kick return yards:	Jaime Myers vs Lindenwood; 09/04/2014 (187)
Totaled 125+ punt return yards:	Sam Sissom at Missouri Southern; 11/6/2004 (129)
Totaled 100+ punt return yards:	Colon McNeal vs Wisconsin-River Falls; 9/5/1998 (103)
Returned punt for a TD:	Bryce Chavis vs Fort Hays State; 10/15/2016 (83)
Returned a blocked punt for a TD:	Jacob Anderson vs at Nebraska-Kearney; 9/24/2016 (8)
Returned a kickoff for a TD:	Kameron Stewart vs Northeastern State; 11/8/2014 (86)

ALL PURPOSE YARDS

300+ All-Purpose Yards:	Vershon Moore vs Emporia State; 11/1/2014 (331)*
275+ All-Purpose Yards:	Troy Slusser vs Emporia State; 11/12/1988 (292)
250+ All-Purpose Yards:	Hayden Groves at Fort Hays State; 10/03/2015 (267)
225+ All-Purpose Yards:	Cary Williams vs Missouri Southern; 10/6/2007 (226)
200+ All-Purpose Yards:	Vershon Moore at Central Oklahoma; 10/25/2014 (200)

*School record

**Tied for school record

Game Facts

Opponent	Coin Toss	Rcv/KO	WU 1st Poss.	Game Time	Length	Jerseys	Result
at Northeastern State	Loss	Rcv	fumble	7 p.m.	2:39	white/white	W 31-7
#1 Northwest Missouri	Loss	Rcv	punt	6 p.m.	2:49	blue/white	L 14-20
at Lindenwood	Won	Def.	downs	6 p.m.	2:48	white/blue	W 26-16
Nebraska-Kearney	Won	Def.	punt	1 p.m.	3:02	blue/camo white	W 66-28
at Pittsburg State	Loss	Rcv.	touchdown	2 p.m.	2:40	white/white	W 35-20
Missouri Southern	Win	Def.	touchdown	1 p.m.	2:46	blue/white	W 49-20
at Fort Hays State	Loss	Rcv.	punt	2 p.m.	2:56	white/camo white	L 20-37
Central Missouri	Loss	Rcv.	punt	1 p.m.	3:10	gray/camo white	L 42-62
at Missouri Western	Win	Def.	touchdown	2 p.m.	3:07	white/blue	W 34-24
Central Oklahoma	Win	Def.	FG	1 p.m.	2:41	gray/blue	L 10-27
at Emporia State	Win	Def.	punt	2 p.m.	3:04	white/camo white	L 20-26


Game Opening Drives

Game	Washburn			Opponent		
	Plays/Yds	Poss.	Pts	Plays/Yds	Poss.	Pts
at Northeastern State	2/16	0:42	0	3/-1	1:25	0
Northwest Missouri	3/1	1:49	0	14/80	7:07	0
at Lindenwood	7/22	2:51	0	4/19	2:35	0
Nebraska-Kearney	6/9	2:06	0	3/-3	2:01	0
at Pittsburg State	9/83	3:51	7	3/7	1:49	0
Missouri Southern	10/68	4:44	7	3/4	1:05	0
at Fort Hays State	6/19	3:23	0	13/62	4:56	3
Central Missouri	8/36	3:59	0	13/85	4:17	7
at Missouri Western	5/28	2:14	7	4/10	1:16	0
Central Oklahoma	6/19	1:26	3	4/19	1:19	0
at Emporia State	3/4	1:31	0	5/75	1:23	7

Second Half Opening Drives

Game	Washburn			Opponent		
	Plays/Yds	Poss.	Pts	Plays/Yds	Poss.	Pts
at Northeastern State	4/33	0:53	7	3/2	1:53	0
Northwest Missouri	5/71	1:36	7	9/78	4:27	7
at Lindenwood	fumbled kickoff return			7/16	2:39	3
Nebraska-Kearney	11/42	4:32	0	12/80	5:12	7
at Pittsburg State	3/4	1:27	0	3/-1	1:50	0
Missouri Southern	13/75	5:02	7	11/81	5:32	7
at Fort Hays State	3/18	1:25	0	8/75	2:59	7
Central Missouri	4/85	1:36	7	4/25	1:21	0
at Missouri Western	8/53	3:25	7	10/54	3:48	0
Central Oklahoma	4/24	1:14	0	3/40	1:26	7
at Emporia State	3/4	1:36	0	12/83	4:29	3

Game 1			
Aug. 31, 2017 • Wadley Stadium • Att: 2,307			
	Washburn	31	
	Northeastern State	7	



Score by Quarters

Washburn	7	16	7	8	- 38	Record: (1-0, 1-0)
Northeastern State	0	10	6	3	- 19	Record: (0-1, 0-1)



QR code to the left for a complete recap of the game

Scoring Summary

1st	05:45	WU	Twehous, Logan 10 yd run (Schmiedeler, Perry kick)
	00:49	WU	Hubert, Austen 17 yd pass from Twehous, Logan (McGreevy, Derrick rush failed)
2nd	01:31	NSU	Abdul, Ra'Keim 17 yd pass from McKinzy, Dom (Pearce, Blake kick)
3rd	12:11	WU	Twehous, Logan 1 yd run (Schmiedeler, Perry kick)
	05:42	WU	Woods, Carey 11 yd pass from Twehous, Logan (Hamilton, Will pass from Twehous, Logan)
	02:09	WU	Schmiedeler, Perry 28 yd field goal

Individual Stats

RUSHING: Washburn-Whitten, Curtis 9-60; Willis, Zach 7-47; Stewart, Mickeel 11-37; Peroo, Ryan 6-32; Peterson, Blake 5-23; Twehous, Logan 4-21; Horner, Jake 1-7; Hamilton, Will 1-3. Northeastern State-Abdul, Ra'Keim 11-44; Bowlin, Dayton 3-8; Burroughs, K. 2-0; Shavers, C.J. 1-0; TEAM 1-minus 2; McKinzy, Dom 13-minus 33; Holman, Decoryan 0-4.

PASSING: Washburn-Twehous, Logan 12-18-0-122; Peterson, Blake 6-13-0-61. Northeastern State-McKinzy, Dom 16-30-2-244.

RECEIVING: Washburn-Woods, Carey 5-41; Williams, Jace 3-51; Stewart, Mickeel 3-41; Hubert, Austen 2-20; Horner, Jake 1-12; Whitten, Curtis 1-9; Brania-Hopp, James 1-6; Peroo, Ryan 1-2; Meier, Marcus 1-1. Northeastern State-Upshaw, Isaiah 5-36; McKnight, Gary 3-104; Abdul, Ra'Keim 3-46; Burroughs, K. 1-25; Orr, Mitchell 1-19; King, Zac 1-6; Saint Jean, R. 1-6; Shavers, C.J. 1-2.

INTERCEPTIONS: Washburn-Olmstead, D.J. 2-24. Northeastern State-None.

FUMBLES: Washburn-Horner, Jake 1-1; Stewart, Mickeel 1-1. Northeastern State-McKinzy, Dom 6-2.

SACKS (UA-A): Washburn-Jones, Will 1-1; Chester, Rashade 0-1; Tillman, Austin 0-1; Pfannenstiel, Peter 1-0; Urban, Landen 0-1. Northeastern State-Dotson, Quincy 1-0.

TACKLES (UA-A): Washburn-McGreevy, Derrick 2-7; Tucker, Heath 6-2; Gonzalez, Cedric 3-2; Olmstead, D.J. 4-0; Tillman, Austin 2-2; Chester, Rashade 2-2; Pfannenstiel, Peter 2-2; Jones, Will 2-1; Parker, Trey 2-0; Emerick, Kyle 2-0; Mikoleit, Nathan 1-1; Wright, Josh 0-2; Urban, Landen 0-2; Simmons, Dwane 1-0; Foster, Nick 1-0; Willis, Zach 0-1; Olivieri, Ricard 0-1; Barnett-Kruger, Garre 0-1. Northeastern State-Howard, Tim 4-7; Wise, La'More 5-2; Silversmith, I. 3-4; Porter, Jalen 2-4; Yoder, Lane 2-4; Evans, Coleby 2-3; Siers, Devon 2-3; Wilkerson, R. 1-4; Hall, Jaylen 1-3; Ransom, Lajuan 1-3; Herring, Nathan 1-3; White, La'Vonte 3-0; Dotson, Quincy 2-1; Edmonson, Tucker 1-1; Riley, Christian 1-1; Brooks, George 0-2; Shavers, C.J. 1-0; White, D'Kameron 1-0; Klusak, Brayden 0-1; Alexis, Evel 0-1;

Team Stats	WU	NSU
FIRST DOWNS	23	15
RUSHES-YARDS (NET)	44-230	31-21
PASSING YDS (NET)	183	244
Passes Att-Comp-Int.	31-18-0	30-16-2
TOTAL OFFENSE PLAYS-YARDS	75-413	61-265
Fumble Returns-Yards	0-0	1-2
Punt Returns-Yards	0-0	0-0
Kickoff Returns-Yards	0-0	5-101
Interception Returns-Yards	2-24	0-0
Punts (Number-Avg)	5-42.4	6-34.0
Fumbles-Lost	2-2	6-2
Penalties-Yards	6-59	5-35
Possession Time	34:21	25:39
Third-Down Conversions	7 of 15	3 of 12
Fourth-Down Conversions	1 of 2	1 of 2
Red-Zone Scores-Chances	5-6	1-2
Sacks By: Number-Yards	4-27	1-10

Game 2			
Sept. 7, 2016 • Yager Stadium • Att: 6,435			
	#1 Northwest Missouri	20	
	Washburn	14	



Score by Quarters

#1 Northwest Missouri	2	3	7	8	- 20	Record: (2-0, 2-0)
Washburn	0	0	7	7	- 14	Record: (1-1, 1-1)



QR code to the left for a complete recap of the game

Scoring Summary

1st	05:58	NWMSU	TEAM safety
2nd	05:36	NWMSU	Garner, Brett 29 yd field goal
3rd	10:38	NWMSU	Bane, Shawn 14 yd pass from Martin, Zach (Garner, Brett kick)
	08:57	WU	Williams, Jace 6 yd pass from Twehous, Logan (Schmiedeler, Perry kick)
4th	12:06	NWMSU	Wilcox, Cameron 1 yd run (Williams, Shane pass from Martin, Zach)
	04:32	WU	Williams, Jace 13 yd pass from Peterson, Blake (Schmiedeler, Perry kick)

Individual Stats

RUSHING: Northwest Mo. St.-Wilcox, Cameron 20-69; Grove, Jordan 15-65; Martin, Zach 5-6. Washburn-Stewart, Mickeel 8-61; Willis, Zach 7-32; Peterson, Blake 5-24; Whitten, Curtis 4-18; Twehous, Logan 3-1.

PASSING: Northwest Mo. St.-Martin, Zach 30-40-0-238; TEAM 0-1-0-0. Washburn-Twehous, Logan 6-12-1-33; Peterson, Blake 5-12-0-48.

RECEIVING: Northwest Mo. St.-Williams, Shane 8-63; Grove, Jordan 6-60; Bane, Shawn 5-52; Wilcox, Cameron 3-32; Wilson, Clayton 3-4; Bryant, Haden 2-15; Sykes, Kennedy 1-5; Bishop, Jordan 1-4; Tatum, Alec 1-3. Washburn-Williams, Jace 4-42; Woods, Carey 3-34; Brania-Hopp, James 2-10; Stewart, Mickeel 2-minus 5.

INTERCEPTIONS: Northwest Mo. St.-Lane, Anthony 1-0. Washburn-None.

FUMBLES: Northwest Mo. St.-Jones, Marcus 1-1. Washburn-None.

SACKS (UA-A): Northwest Mo. St.-Richey, Edward 1-0. Washburn-Breckenridge, Brad 1-0; Chester, Rashade 1-0.

TACKLES (UA-A): Washburn-Tillman, Austin 6-8; Pfannenstiel, Peter 5-9; McGreevy, Derrick 4-7; Ballentine, Corey 5-3; Parker, Trey 4-3; Gonzalez, Cedric 3-3; Durham, Jalen 3-3; Simmons, Dwane 2-3; Tucker, Heath 2-3; Chester, Rashade 2-2; Olivieri, Ricard 1-3; Olmstead, D.J. 1-2; Jones, Will 0-3; Foster, Nick 2-0; Wislon, Gary 0-2; Staples, Devonta 1-0; Breckenridge, Brad 1-0; Urban, Landen 1-0.

Team Stats	NWMSU	WU
FIRST DOWNS	22	11
RUSHES-YARDS (NET)	40-140	27-136
PASSING YDS (NET)	238	81
Passes Att-Comp-Int.	41-30-0	24-11-1
TOTAL OFFENSE PLAYS-YARDS	81-378	51-217
Fumble Returns-Yards	0-0	0-0
Punt Returns-Yards	2-5	1-21
Kickoff Returns-Yards	2-37	3-81
Interception Returns-Yards	1-0	0-0
Punts (Number-Avg)	5-45.4	5-40.8
Fumbles-Lost	1-1	0-0
Penalties-Yards	2-10	12-68
Possession Time	37:36	22:24
Third-Down Conversions	9 of 19	2 of 10
Fourth-Down Conversions	0 of 2	0 of 2
Red-Zone Scores-Chances	3-5	2-3
Sacks By: Number-Yards	1-3	2-10

Game 3

Sept. 16, 2016 • Hunter Stadium • Att: 3,176



Washburn

26



Lindenwood

16

Score by Quarters

Washburn	0	0	8	18	-	26	Record: (2-1, 2-1)
Lindenwood	0	13	3	0	-	16	Record: (1-2, 1-2)



QR code to the left for a complete recap of the game

Scoring Summary

2nd	14:58	LWU	Campbell,Calen 1 yd run (Spraul,Travis kick)
	10:47	LWU	Spraul,Travis 34 yd field goal
	00:01	LWU	Spraul,Travis 40 yd field goal
3rd	12:31	LWU	Spraul,Travis 31 yd field goal
	10:02	WU	Brania-Hopp,James 11 yd pass from Peterson,Blake (Brania-Hopp,James pass from Peterson,Blake)
4th	14:57	WU	Stewart,Micheel 1 yd run (Woods,Carey rush)
	07:38	WU	Schmiedeler,Perry 21 yd field goal
	00:56	WU	Stewart,Micheel 48 yd run (Schmiedeler,Perry kick)

Individual Stats

RUSHING: Washburn-Stewart,Micheel 11-83; Peterson,Blake 12-73; Willis,Zach 7-22; Letcher,Jr,James 2-18; Williams,Matthew 1-7; Woods,Carey 1-0; Team 1-minus 5. Lindenwood-Campbell,Calen 13-63; Jackson,Najee 9-37; Warren,DeSean 3-28; Sparks,Kendell 6-16; Wharton,Shakeem 6-13; TEAM 1-minus 11.

PASSING: Washburn-Peterson,Blake 19-30-0-138. Lindenwood-Jackson,Najee 17-32-0-196.

RECEIVING: Washburn-Woods,Carey 5-14; Williams,Jace 3-26; Brania-Hopp,James 2-23; Hamilton,Will 2-22; Hubert,Austen 2-8; Stewart,Micheel 2-1; Johnson,Semaj 1-30; Letcher,Jr,James 1-9; Meier,Marcus 1-5. Lindenwood-Prince,D. 6-116; Sparks,Kendell 5-32; Warren,DeSean 3-35; Collier,Kai 1-7; Campbell,Calen 1-5; Wharton,Shakeem 1-1.

INTERCEPTIONS: Washburn-None. Lindenwood-None.

FUMBLES: Washburn-Harris,Matthew 1-1. Lindenwood-Prince,D. 1-1; TEAM 1-0.

SACKS (UA-A): Washburn-Breckenridge,Brad 0-1; Urban,Landen 0-1. Lindenwood-Davis,Antonio 1-0; Harris,Jonathan 1-0.

TACKLES (UA-A): Washburn-McGreevy,Derrick 6-6; Pfannenstiel,Peter 3-5; Gonzalez,Cedric 1-6; Tillman,Austin 3-2; Houston,Alvin 4-0; Ballentine,Corey 3-1; Tucker,Heath 3-1; Wright,Josh 2-2; Breckenridge,Brad 2-2; Foster,Nick 3-0; Olmstead,D.J. 2-1; Urban,Landen 1-1; Chester,Rashade 1-1; Parker,Trey 1-1; Mikoleit,Nathan 1-1; Barnett-Kruger,Garre 1-0; Jones,Will 1-0; Staples,Devonta 1-0; Durham,Jalen 1-0; Hubert,Austen 1-0; Wislon,Gary 0-1; Johnson,Jamel 0-1.

Team Stats	LWU	WU
FIRST DOWNS	18	18
RUSHES-YARDS (NET)	35-198	38-146
PASSING YDS (NET)	138	196
Passes Att-Comp-Int.	30-19-0	32-17-0
TOTAL OFFENSE PLAYS-YARDS	65-336	70-342
Fumble Returns-Yards	0-0	0-0
Punt Returns-Yards	1-34	2-44
Kickoff Returns-Yards	5-119	5-87
Interception Returns-Yards	0-0	0-0
Punts (Number-Avg)	4-45.8	4-36.8
Fumbles-Lost	1-1	2-1
Penalties-Yards	6-56	5-37
Possession Time	28:58	31:02
Third-Down Conversions	8 of 17	7 of 17
Fourth-Down Conversions	2 of 3	1 of 3
Red-Zone Scores-Chances	3-3	3-4
Sacks By: Number-Yards	1-2	2-9

Game 4

Sept. 23, 2017 • Yager Stadium • Att: 6,323



Nebraska-Kearney 28



Washburn

60



Score by Quarters

Nebraska-Kearney	0	0	14	14	-	28	Record: (1-3, 1-3)
Washburn	17	22	0	21	-	60	Record: (3-1, 3-1)



QR code to the left for a complete recap of the game

Scoring Summary

1st	12:59	WU	Anderson,Jacob 8 yd blocked punt return (Schmiedeler,Perry kick)
	04:29	WU	Woods,Carey 8 yd pass from Peterson,Blake (Schmiedeler,Perry kick)
	01:57	WU	Schmiedeler,Perry 24 yd field goal
2nd	10:14	WU	Stewart,Micheel 2 yd run (Schmiedeler,Perry rush)
	05:47	WU	Peroo,Ryan 4 yd run (Schmiedeler,Perry kick)
	02:25	WU	Olmstead,D.J. 66 yd interception return (Schmiedeler,Perry kick)
3rd	05:14	UNK	Brown,Isaiah 1 yd run (Wentling,Bren. kick)
	00:01	UNK	Young,Sedarius 38 yd pass from Worthing,Steve (Wentling,Bren. kick)
4th	13:29	WU	Tucker,Heath 0 yd fumble recovery (Schmiedeler,Perry kick)
	10:21	UNK	Young,Sedarius 51 yd pass from Worthing,Steve (Wentling,Bren. kick)
	05:19	WU	Hubert,Austen 18 yd pass from Peterson,Blake (Schmiedeler,Perry kick)
	01:26	UNK	Harms,Alex 8 yd pass from Worthing,Steve (Wentling,Bren. kick)
	00:11	WU	Harris,Matthew 1 yd run (Schmiedeler,Perry kick)

Individual Stats

RUSHING: Nebraska-Kearney-Russell,Thomas 17-55; Worthing,Steve 10-19; Brown,Isaiah 4-11; Sealey,Dayton 3-9; Marshall,Marvin 1-minus 3; Daniels,Darrien 1-minus 5. Washburn-Stewart,Micheel 14-38; Williams,Matthew 6-29; Peroo,Ryan 5-16; Hubert,Austen 1-3; Harris,Matthew 3-2; Peterson,Blake 8-minus 5.

PASSING: Nebraska-Kearney-Worthing,Steve 23-34-1-287. Washburn-Peterson,Blake 17-30-0-219.

RECEIVING: Nebraska-Kearney-Holtmeier,Blake 5-47; Young,Sedarius 3-94; Harms,Alex 3-23; Russell,Thomas 3-19; Marshall,Marvin 2-42; Daniels,Darrien 2-27; Daniels,Austan 2-16; Brown,Isaiah 1-8; Barley,Adolph 1-6; Brauer,Sam 1-5. Washburn-Hamilton,Will 6-88; Woods,Carey 4-38; Hubert,Austen 2-56; Williams,Jace 2-17; Stewart,Micheel 1-15; Peroo,Ryan 1-4; Letcher,Jr,James 1-1.

INTERCEPTIONS: Nebraska-Kearney-None. Washburn-Olmstead,D.J. 1-66.

FUMBLES: Nebraska-Kearney-Brown,George 1-1; Worthing,Steve 1-0. Washburn-None.

SACKS (UA-A): Nebraska-Kearney-Ingraham,Jordan 0-2; Wortham,Fred 1-0; Silvio,Sal 1-0; Allieu,Hinwa 0-1; Cook,Spencer 0-1. Washburn-Wright,Josh 1-0.

TACKLES (UA-A): Washburn-Gonzalez,Cedric 6-10; McGreevy,Derrick 8-4; Houston,Alvin 4-2; Pfannenstiel,Peter 1-3;

Urban,Landen 1-3; Johnson,Jamel 2-1; Emerick,Kyle 1-2; Foster,Nick 2-0; Hughes,Brandon 2-0; Wright,Josh 2-0; Mikoleit,Nathan 1-1; Parker,Trey 1-1; Wilson,Gary 1-1; Tucker,Heath 1-1; Peavler,Brooks 1-1; Anderson,Jacob 1-1; Olmstead,D.J. 1-1; Olivieri,Ricard 0-2; Jones,Will 0-2; Spencer,Kameron 1-0; Staples,Devonta 0-1; Chester,Rashade 0-1;

Team Stats	WU	UNK
FIRST DOWNS	18	20
RUSHES-YARDS (NET)	36-86	37-83
PASSING YDS (NET)	287	219
Passes Att-Comp-Int.	34-23-1	30-17-0
TOTAL OFFENSE PLAYS-YARDS	70-373	67-302
Fumble Returns-Yards	0-0	0-0
Punt Returns-Yards	1--10	5-108
Kickoff Returns-Yards	4-55	4-127
Interception Returns-Yards	0-0	1-66
Punts (Number-Avg)	8-31.6	4-39.8
Fumbles-Lost	2-1	0-0
Penalties-Yards	8-84	9-48
Possession Time	31:12	28:48
Third-Down Conversions	5 of 15	5 of 13
Fourth-Down Conversions	1 of 2	2 of 2
Red-Zone Scores-Chances	2-2	6-7
Sacks By: Number-Yards	4-27	1-9

Game 5


Sept. 30, 2016 • Smith Stadium • Att: 7315



Washburn 35



Pittsburg State 20



Score by Quarters

Washburn	7	0	10	14	- 35	Record: (4-1, 4-1 MIAA)
Pittsburg State	0	10	7	3	- 20	Record: (2-3, 2-3 MIAA)



QR code to the left for a complete recap of the game

Scoring Summary

1st	11:18	WU	Stewart,Mickeel 26 yd run (Schmiedeler,Perry kick)
2nd	11:18	PSU	Roderique,John 2 yd run (Vincent,Jared kick)
	03:55	PSU	Vincent,Jared 27 yd field goal
3rd	11:43	PSU	Baldwin,Juante 48 yd blocked punt return (Vincent,Jared kick)
	06:01	WU	Willis,Zach 53 yd run (Schmiedeler,Perry kick)
	05:49	WU	Woods,Carey 54 yd pass from Peterson,Blake (Schmiedeler,Perry kick)
4th	14:49	PSU	Vincent,Jared 23 yd field goal
	12:47	WU	Willis,Zach 40 yd run (Schmiedeler,Perry kick)
	07:38	WU	Stewart,Mickeel 19 yd run (Schmiedeler,Perry kick)

Individual Stats

RUSHING: Washburn-Willis,Zach 8-122; Stewart,Mickeel 12-71; Peterson,Blake 12-52; Peroo,Ryan 2-2; Woods,Carey 1-minus 4. Pittsburg State-Rose,Michael 25-101; Roderique,John 17-87; Horak,Tucker 2-16; LePage,Thomas 3-3; Panko,Austin 1-2; Edwards,D. 2-1; Nordic,Slade 1-1; Scheurich,K. 1-0; TEAM 1-minus 1.

PASSING: Washburn-Peterson,Blake 16-30-0-182. Pittsburg State-Roderique,John 8-16-1-98; Horak,Tucker 0-1-0-0.

RECEIVING: Washburn-Brania-Hopp,James 6-74; Stewart,Mickeel 3-27; Woods,Carey 2-54; Hubert,Austen 2-5; Peroo,Ryan 1-10; Hamilton,Will 1-7; Horner,Jake 1-5. Pittsburg State-Wilson,Jovon 2-32; Nordic,Slade 2-25; Franklin,B. 2-9; Panko,Austin 1-19; Otting,Andy 1-13.

INTERCEPTIONS: Washburn-Peavler,Brooks 1-33. Pittsburg State-None.

FUMBLES: Washburn-None. Pittsburg State-Roderique,John 2-1; Panko,Austin 1-0; Edwards,D. 1-0.

SACKS (UA-A): Washburn-Barnett-Kruger,Garre 0-1; Pfannenstiel,Peter 0-1. Pittsburg State-Fugitt,Ethan 1-0.

TACKLES (UA-A): Washburn-McGreevy,Derrick 7-9; Olmstead,D.J. 7-3; Tucker,Heath 3-6; Durham,Jalen 2-4; Wright,Josh 3-2; Pfannenstiel,Peter 2-3; Ballentine,Corey 2-3; Chester,Rashade 0-5; Parker,Trey 3-1; Foster,Nick 3-1; Peavler,Brooks 2-2; Mikoleit,Nathan 1-2; Emerick,Kyle 1-2; Jones,Will 1-1; Olivieri,Ricard 0-2; Hall,Jovon 1-0; Houston,Alvin 1-0; Gonzalez,Cedric 0-1; Fisher,Kelton 0-1; Breckenridge,Brad 0-1; Urban,Landen 0-1; Hubert,Austen 0-1; Barnett-Kruger,Garre 0-1.

Team Stats	PSU	WU
FIRST DOWNS	18	18
RUSHES-YARDS (NET)	35-243	53-210
PASSING YDS (NET)	182	98
Passes Att-Comp-Int.	30-16-0	17-8-1
TOTAL OFFENSE PLAYS-YARDS	65-425	70-308
Fumble Returns-Yards	0-0	0-0
Punt Returns-Yards	2-1	4-78
Kickoff Returns-Yards	5-98	4-96
Interception Returns-Yards	1-33	0-0
Punts (Number-Avg)	7-35.0	6-34.2
Fumbles-Lost	0-0	4-1
Penalties-Yards	4-19	2-10
Possession Time	27:42	32:18
Third-Down Conversions	5 of 14	7 of 15
Fourth-Down Conversions	0 of 1	0 of 0
Red-Zone Scores-Chances	1-1	3-4
Sacks By: Number-Yards	1-11	1-10

Game 6

Oct. 7, 2017 • Yager Stadium • Att: 5,318



Missouri Southern 21



Washburn 49



Score by Quarters

Missouri Southern	0	14	7	0	- 21	Record: (0-6, 0-6 MIAA)
Washburn	14	7	21	7	- 49	Record: (5-1, 5-1 MIAA)



QR code to the left for a complete recap of the game

Scoring Summary

1st	09:11	WU	Horner,Jake 13 yd pass from Peterson,Blake (Schmiedeler,Perry kick)
	06:12	WU	Willis,Zach 1 yd run (Schmiedeler,Perry kick)
2nd	11:08	MSSU	Scott,Brayden 3 yd run (Renken,Brock kick)
	06:06	WU	Stewart,Mickeel 1 yd run (Schmiedeler,Perry kick)
	01:07	MSSU	Johnson,Deuzae 17 yd pass from Scott,Brayden (Renken,Brock kick)
3rd	10:20	WU	Willis,Zach 14 yd run (Schmiedeler,Perry kick)
	06:40	MSSU	Coleman,Shemar 24 yd pass from Scott,Brayden (Renken,Brock kick)
	06:28	WU	Brania-Hopp,James 75 yd pass from Peterson,Blake (Schmiedeler,Perry kick)
	06:11	WU	Olmstead,D.J. 20 yd interception return (Schmiedeler,Perry kick)
4th	06:19	WU	Letcher,Jr.,James 8 yd pass from Peterson,Blake (Schmiedeler,Perry kick)

Individual Stats

RUSHING: Missouri Southern-Coleman,Shemar 12-42; Hadley,Josh 9-38; Scott,Brayden 10-27; Johnson,Deuzae 1-3. Washburn-Willis,Zach 16-106; Williams,Matthew 10-86; Stewart,Mickeel 16-35; Peterson,Blake 11-35; Hubert,Austen 1-5; Harris,Matthew 1-minus 2; Peroo,Ryan 1-minus 3.

PASSING: Missouri Southern-Scott,Brayden 13-25-3-169. Washburn-Peterson,Blake 15-25-0-287; Bolster,Will 1-1-0-21.

RECEIVING: Missouri Southern-Vandeven,Dante 3-60; Coleman,Shemar 3-38; Bennett,Josiah 2-27; Johnson,Deuzae 2-23; Davis,Jeremy 1-17; Stevens,Douglas 1-4; Hadley,Josh 1-0. Washburn-Hamilton,Will 3-46; Horner,Jake 3-42; Brania-Hopp,James 2-108; Harris,Jr.,Kenyatte 2-12; Letcher,Jr.,James 2-10; Peroo,Ryan 1-49; Hubert,Austen 1-21; Stewart,Mickeel 1-14; Woods,Carey 1-6.

INTERCEPTIONS: Missouri Southern-None. Washburn-Olmstead,D.J. 2-23; Houston,Alvin 1-0.

FUMBLES: Missouri Southern-Vandeven,Dante 1-0. Washburn-Wright,Josh 1-0.

SACKS (UA-A): Missouri Southern-None. Washburn-Jones,Will 1-1; Chester,Rashade 0-1; McGreevy,Derrick 1-0.

TACKLES (UA-A): y,Levi 0-2; Henderson, Bria 1-0; Johnson,Deuzae 1-0; Smith,Tyree 0-1; Allen,Tristian 0-1; Reed,Hunter 0-1; Payton,Desmond 0-1. Washburn-M

Team Stats	MSSU	WU
FIRST DOWNS	15	27
RUSHES-YARDS (NET)	32-110	56-262
PASSING YDS (NET)	169	308
Passes Att-Comp-Int.	25-13-3	26-16-0
TOTAL OFFENSE PLAYS-YARDS	57-279	82-570
Fumble Returns-Yards	0-0	0-0
Punt Returns-Yards	1-0	1-0
Kickoff Returns-Yards	4-61	1-10
Interception Returns-Yards	0-0	3-23
Punts (Number-Avg)	7-34.9	4-45.5
Fumbles-Lost	1-0	1-0
Penalties-Yards	2-23	4-32
Possession Time	25:53	34:07
Third-Down Conversions	5 of 13	10 of 16
Fourth-Down Conversions	0 of 0	0 of 2
Red-Zone Scores-Chances	2-2	5-6
Sacks By: Number-Yards	0-0	3-17

Game 7

Oct. 14, 2017 • Lewis Field • Att: 4,123



Washburn 20



#8 Fort Hays St. 37

Score by Quarters

Washburn	10	3	0	0	- 20	Record: (5-2, 5-2 MIAA)
#8 Fort Hays State	3	7	10	17	- 37	Record: (7-0, 7-0 MIAA)



QR code to the left for a complete recap of the game

Scoring Summary

1st	06:41	FHSU	Brown, Brandon 29 yd field goal
	05:32	WU	Schmiedeler, Perry 35 yd field goal
	03:59	WU	Olmstead, D.J. 60 yd interception return (Schmiedeler, Perry kick)
2nd	10:28	WU	Schmiedeler, Perry 36 yd field goal
	05:48	FHSU	Hazlett, Harley 6 yd pass from Mezera, Jacob (Brown, Brandon kick)
	00:18	WU	Brania-Hopp, James 22 yd pass from Peterson, Blake (Schmiedeler, Perry kick)
3rd	12:01	FHSU	Tigner, Charles 12 yd run (Brown, Brandon kick)
	03:59	FHSU	Brown, Brandon 30 yd field goal
4th	12:36	FHSU	Burchfield, M. 21 yd pass from Mezera, Jacob (Brown, Brandon kick)
	05:04	FHSU	Bacon, Tyler 30 yd pass from Mezera, Jacob (Brown, Brandon kick)
	03:09	FHSU	Brown, Brandon 47 yd field goal

Individual Stats

RUSHING: Washburn-Stewart, Mickeel 7-28; Peterson, Blake 11-17; Willis, Zach 4-10; Brania-Hopp, James 2-2; Horner, Jake 1-2; Schmiedeler, Perry 1-minus 12. Fort Hays State-Tigner, Charles 20-171; Iheme, Kenneth 16-103; Blackmon, Isaiah 3-3; TEAM 2-minus 2; Hazlett, Harley 3-minus 4; Mezera, Jacob 2-minus 4.

PASSING: Washburn-Peterson, Blake 18-38-2-244. Fort Hays State-Mezera, Jacob 23-36-1-282; Hazlett, Harley 0-1-0-0.

RECEIVING: Washburn-Brania-Hopp, James 9-122; Hamilton, Will 4-85; Stewart, Mickeel 3-26; Woods, Carey 1-11; Johnson, Semaj 1-0. Fort Hays State-Burchfield, M. 6-82; Bacon, Tyler 6-76; Biebele, Layne 5-68; Wendelberger, M. 2-26; Hazlett, Harley 2-15; Tigner, Charles 1-11; Iheme, Kenneth 1-4.

INTERCEPTIONS: Washburn-Olmstead, D.J. 1-60. Fort Hays State-Jibowu, Doyin 2-1.

FUMBLES: Washburn-Schmiedeler, Perry 1-0; Staples, Devonta 1-1. Fort Hays State-Tigner, Charles 1-0.

SACKS (UA-A): Washburn-Jones, Will 1-0. Fort Hays State-Delgado, Jose 1-0; Wright, Luke 1-0; Shepherd, Nathan 1-0.

TACKLES (UA-A): Washburn-Wright, Josh 9-1; Tucker, Heath 7-3; McGreevy, Derrick 5-3; Ballentine, Corey 4-3; Olmstead, D.J. 4-2; Pfannenstiel, Peter 4-1; Gonzalez, Cedric 1-4; Jones, Will 4-0;

Durham, Jalen 3-1; Houston, Alvin 2-1; Parker, Trey 2-1; Olivieri, Ricard 2-0; Peavler, Brooks 2-0; Mikoleit, Nathan 1-1; Emerick, Kyle 1-1; Barnett-Kruger, Garre 0-2; Chester, Rashade 1-0; Hamilton, Will 1-0; Breckenridge, Brad 1-0; Wilson, Gary 0-1; Staples, Devonta 0-1. Fort Hays State-Delgado, Jose 5-3; Shedeed, Connor 4-3; Hoekman, Tanner 3-1;

Team Stats

	WU	FHSU
FIRST DOWNS	17	26
RUSHES-YARDS (NET)	26-47	46-267
PASSING YDS (NET)	244	282
Passes Att-Comp-Int.	38-18-2	37-23-1
TOTAL OFFENSE PLAYS-YARDS	64-291	83-549
Fumble Returns-Yards	0-0	0-0
Punt Returns-Yards	1-0	2-22
Kickoff Returns-Yards	0-0	2-22
Interception Returns-Yards	1-60	2-1
Punts (Number-Avg)	6-42.2	4-37.5
Fumbles-Lost	2-1	1-0
Penalties-Yards	4-55	5-41
Possession Time	24:22	35:38
Third-Down Conversions	4 of 15	7 of 18
Fourth-Down Conversions	0 of 2	0 of 1
Red-Zone Scores-Chances	2-3	4-5
Sacks By: Number-Yards	1-4	3-16

Game 8

Oct. 21, 2017 • Yager Stadium • Att: 5,721



Central Missouri 62



Washburn 42

GAMEDAY



Score by Quarters

Central Missouri	13	14	7	28	- 62	Record: (6-2, 6-2 MIAA)
Washburn	7	14	21	0	- 42	Record: (5-3, 5-3 MIAA)



QR code to the left for a complete recap of the game

Scoring Summary

1st	06:44	UCM	Bolles, Brook 2 yd run (Langer, Alex kick)
	05:14	WU	Peterson, Blake 1 yd run (Schmiedeler, Perry kick)
	01:59	UCM	Turner, Devante 3 yd run (Langer, Alex kick blocked)
2nd	10:56	WU	Peterson, Blake 1 yd run (Schmiedeler, Perry kick)
	04:26	UCM	Turner, Devante 5 yd run (Langer, Alex kick)
	00:40	UCM	Hebert, Seth 16 yd pass from Bolles, Brook (Langer, Alex kick)
	00:05	WU	Woods, Carey 15 yd pass from Peterson, Blake (Schmiedeler, Perry kick)
3rd	12:14	WU	Brania-Hopp, James 23 yd pass from Peterson, Blake (Schmiedeler, Perry kick)
	11:31	UCM	Hebert, Seth 13 yd pass from Bolles, Brook (Langer, Alex kick)
	06:02	WU	Peterson, Blake 1 yd run (Schmiedeler, Perry kick)
	00:00	WU	Brania-Hopp, James 28 yd pass from Peterson, Blake (Schmiedeler, Perry kick)
4th	13:23	UCM	Bolles, Brook 32 yd run (Langer, Alex kick)
	12:10	UCM	Parker, Kyron 34 yd pass from Bolles, Brook (Bolles, Brook rush)
	05:10	UCM	Wilkerson, Koby 18 yd pass from Bolles, Brook (Langer, Alex kick blocked)
	03:55	UCM	Turner, Devante 30 yd run (Langer, Alex kick)

Individual Stats

RUSHING: Central Missouri-Bolles, Brook 18-117; Turner, Devante 15-96; Wilkerson, Koby 15-78; Echols, Kyle 2-8; Parker, Kyron 1-5; Hebert, Seth 1-4; TEAM 1-minus 2. Washburn-Willis, Zach 14-144; Stewart, Mickeel 14-54; Brania-Hopp, James 3-24; Peterson, Blake 14-9; Woods, Carey 1-7; Letcher, Jr., James 1-3; Williams, Matthew 1-3.

PASSING: Central Missouri-Bolles, Brook 23-36-0-356. Washburn-Peterson, Blake 25-36-1-312; Team 0-1-0-0.

RECEIVING: Central Missouri-Zachery, Jaylen 6-60; Hebert, Seth 5-104; Wilkerson, Koby 4-72; Turner, Devante 3-27; Parker, Kyron 2-52; Siglar, Jovante 2-17; McMullin, Justus 1-24. Washburn-Brania-Hopp, James 7-139; Hamilton, Will 6-54; Woods, Carey 5-57; Horner, Jake 4-49; Meier, Marcus 2-19; Hubert, Austen 1-minus 6.

INTERCEPTIONS: Central Missouri-Albertson, Dylan 1-15. Washburn-None.

FUMBLES: Central Missouri-Bolles, Brook 1-1; Turner, Devante 1-0; Wilkerson, Koby 1-1. Washburn-Peterson, Blake 1-1; Stewart, Mickeel 1-1.

SACKS (UA-A): Central Missouri-Miller, Austin 1-1; Crane, Kolesen 1-0; Flagel, Connor 0-1. Washburn-Durham, Jalen 0-1; Jones, Will 0-1; Urban, Landen 0-1; Breckenridge, Brad 0-1.

TACKLES (UA-A)

Washburn-Tucker, Heath 8-8; Pfannenstiel, Peter 6-3; McGreevy, Derrick 4-4; Durham, Jalen 4-3; Ballentine, Corey 3-4; Olmstead, D.J. 3-2; Chester, Rashade 4-0; Barnett-Kruger, Garret 3-1; Wright, Josh 3-1; Emerick, Kyle 2-2; Urban, Landen 1-2; Spencer, Kameron 2-0; Parker, Trey 1-1; Jones, Will 0-2;

Team Stats

	WU	UCM
FIRST DOWNS	35	27
RUSHES-YARDS (NET)	53-306	48-244
PASSING YDS (NET)	356	312
Passes Att-Comp-Int.	36-23-0	37-25-1
TOTAL OFFENSE PLAYS-YARDS	89-662	85-556
Fumble Returns-Yards	0-0	1-28
Punt Returns-Yards	0-0	1-0
Kickoff Returns-Yards	3-84	2-56
Interception Returns-Yards	1-15	0-0
Punts (Number-Avg)	3-38.7	5-35.6
Fumbles-Lost	3-2	2-2
Penalties-Yards	3-38	5-42
Possession Time	29:52	30:08
Third-Down Conversions	9 of 14	7 of 16
Fourth-Down Conversions	1 of 1	1 of 2
Red-Zone Scores-Chances	6-6	4-4
Sacks By: Number-Yards	3-30	2-10

Game 9

Oct. 28, 2017 • Spratt Stadium • Att: 3,883



Washburn

34



Missouri Western

24



Score by Quarters

Washburn	17	10	7	0	-	34	Record: (6-3, 6-3 MIAA)
Missouri Western	0	3	15	6	-	24	Record: (4-5, 4-5 MIAA)



QR code to the left for a complete recap of the game

Scoring Summary

1st	12:44	WU	Stewart,Mickeel 8 yd pass from Peterson,Blake (Schmiedeler,Perry kick)
	09:44	WU	Peterson,Blake 21 yd run (Schmiedeler,Perry kick)
	04:43	WU	Schmiedeler,Perry 24 yd field goal
2nd	14:36	WU	Woods,Carey 16 yd run (Schmiedeler,Perry kick)
	02:24	MWSU	Basch,Tyler 32 yd field goal
	00:03	WU	Schmiedeler,Perry 27 yd field goal
3rd	11:31	WU	Stewart,Mickeel 2 yd run (Schmiedeler,Perry kick)
	06:04	MWSU	Gray,Derek 15 yd run (Basch,Tyler kick)
	01:57	MWSU	Marino,Dom 5 yd run (Burau,Austin pass from Windmiller,S.)
4th	09:21	MWSU	Broughton,Brock 8 yd pass from Marino,Dom (Windmiller,S. pass failed)

Individual Stats

RUSHING: Washburn-Stewart,Mickeel 23-89; Willis,Zach 17-47; Peterson,Blake 8-32; Schmiedeler,Perry 2-26; Woods,Carey 2-11; Brania-Hopp,James 1-10; Williams,Matthew 3-8; Peroo,Ryan 2-0. Missouri Western-Marino,Dom 10-52; Griffith,Shamar 7-46; Gray,Derek 7-38; Windmiller,S. 3-38; Broughton,Brock 2-15; Owens,Jonathan 1-minus 3.

PASSING: Washburn-Peterson,Blake 14-33-0-181; Team 0-1-0-0. Missouri Western-Windmiller,S. 9-21-0-163; Marino,Dom 5-8-0-65.

RECEIVING: Washburn-Stewart,Mickeel 5-53; Woods,Carey 2-51; Hamilton,Will 2-30; Peroo,Ryan 2-18; Brania-Hopp,James 1-13; Horner,Jake 1-11; Meier,Marcus 1-5. Missouri Western-Ussery,Dijuan 4-84; Broughton,Brock 4-75; Mack,Keylan 2-47; Cunningham,E. 2-10; McIntosh,Ian 1-9; Gray,Derek 1-3.

INTERCEPTIONS: Washburn-None. Missouri Western-None.

FUMBLES: Washburn-Peterson,Blake 1-0. Missouri Western-Griffith,Shamar 1-1; Marino,Dom 1-1.

SACKS (UA-A): Washburn-None. Missouri Western-Bass,Darrian 1-1; Iloilo,Nate 0-1.

TACKLES (UA-A): Washburn-McGreevy,Derrick 3-6; Olmstead,D.J. 4-4; Emerick,Kyle 4-3; Pfannenstiel,Peter 2-3; Tucker,Heath 2-3; Ballentine,Corey 2-2; Peavler,Brooks 1-3; Wright,Josh 2-1; Johnson,Jamel 2-0; Parker,Trey 2-0; Peroo,Ryan 1-1; Cooper,Terrell 0-2; Durham,Jalen 0-2; Gonzalez,Cedric 1-0; Johnson,Semaj 1-0; Barnett-Kruger,Garre 1-0; Spencer,Kameron 1-0; Mikoleit,Nathan 1-0; Urban,Landen 0-1; Horner,Jake 0-1.

Team Stats

	WU	MWSU
FIRST DOWNS	28	16
RUSHES-YARDS (NET)	58-223	30-186
PASSING YDS (NET)	181	228
Passes Att-Comp-Int.	34-14-0	29-14-0
TOTAL OFFENSE PLAYS-YARDS	92-404	59-414
Fumble Returns-Yards	0-0	0-0
Punt Returns-Yards	0-0	2-39
Kickoff Returns-Yards	5-150	6-111
Interception Returns-Yards	0-0	0-0
Punts (Number-Avg)	5-38.4	4-35.2
Fumbles-Lost	1-0	2-2
Penalties-Yards	5-40	9-79
Possession Time	35:58	24:02
Third-Down Conversions	10 of 21	6 of 13
Fourth-Down Conversions	3 of 4	1 of 2
Red-Zone Scores-Chances	5-6	4-4
Sacks By: Number-Yards	0-0	2-15

Game 10

Nov. 4, 2017 • Yager Stadium • Att: 4,810



Central Oklahoma

27



Washburn

10



Score by Quarters

Central Oklahoma	7	6	7	7	-	27	Record: (6-4, 6-4 MIAA)
Washburn	3	0	0	7	-	10	Record: (6-4, 6-4 MIAA)



QR code to the left for a complete recap of the game

Scoring Summary

1st	12:18	WU	Schmiedeler,Perry 31 yd field goal
	00:48	UCO	Crockett,Josh 30 yd pass from Stallard,Chas (Quevedo,Alex kick)
2nd	13:28	UCO	Quevedo,Alex 39 yd field goal
	09:00	UCO	Quevedo,Alex 31 yd field goal
3rd	12:28	UCO	Luper,J.T. 23 yd pass from Stallard,Chas (Quevedo,Alex kick)
4th	06:27	WU	Woods,Carey 9 yd pass from Peterson,Blake (Schmiedeler,Perry kick)
	00:45	UCO	Garrett,Chandler 1 yd run (Dodd,Austin kick)

Individual Stats

RUSHING: Central Oklahoma-White,Bruce 18-81; Stallard,Chas 14-79; Crockett,Josh 2-22; Luper,J.T. 1-3; Garrett,Chandler 3-3; Team 2-minus 4. Washburn-Peterson,Blake 11-62; Willis,Zach 9-48; Stewart,Mickeel 11-38; Letcher,Jr.,James 1-12; Woods,Carey 1-3; Brania-Hopp,James 1-1.

PASSING: Central Oklahoma-Stallard,Chas 29-37-0-287. Washburn-Peterson,Blake 21-35-1-218; Bolster,Will 0-2-1-0; Team 0-1-0-0.

RECEIVING: Central Oklahoma-Luper,J.T. 12-134; Crockett,Josh 4-49; Curry,L'Iiott 4-45; Basks,Dustin 4-12; White,Bruce 2-20; Williams,Daxton 1-12; Moss,Caleb 1-8; Jefferson,Everett 1-7. Washburn-Woods,Carey 8-97; Hamilton,Will 5-41; Brania-Hopp,James 4-36; Stewart,Mickeel 2-16; Hubert,Austen 1-19; Horner,Jake 1-9.

INTERCEPTIONS: Central Oklahoma-Robinson,Stephan 1-29; Ellis,Trent 1-0. Washburn-None.

FUMBLES: Central Oklahoma-White,Bruce 2-2. Washburn-Peterson,Blake 1-1; Hamilton,Will 1-1; Hubert,Austen 1-1.

SACKS (UA-A): Central Oklahoma-Stewart,Justin 2-0; Figueroa,Alex 1-0; Smith,Carson 1-0. Washburn-Durham,Jalen 1-0.

TACKLES (UA-A): Washburn-McGreevy,Derrick 9-10; Gonzalez,Cedric 5-8; Wright,Josh 7-2; Tucker,Heath 4-2; Olmstead,D.J. 2-4; Durham,Jalen 1-4; Ballentine,Corey 2-1; Emerick,Kyle 2-1; Houston,Alvin 2-1; Pfannenstiel,Peter 1-2; Parker,Trey 0-2; Cooper,Terrell 0-2; Staples,Devonta 0-2; Jones,Will 1-0; Wilson,Gary 1-0; Brania-Hopp,James 1-0; Urban,Landen 0-1; Chester,Rashade 0-1; Spencer,Kameron 0-1.

Team Stats

	WU	UCO
FIRST DOWNS	27	20
RUSHES-YARDS (NET)	40-184	34-164
PASSING YDS (NET)	287	218
Passes Att-Comp-Int.	37-29-0	38-21-2
TOTAL OFFENSE PLAYS-YARDS	77-471	72-382
Fumble Returns-Yards	0-0	0-0
Punt Returns-Yards	0-0	2-33
Kickoff Returns-Yards	2-31	5-139
Interception Returns-Yards	2-29	0-0
Punts (Number-Avg)	3-37.3	2-43.0
Fumbles-Lost	2-2	3-3
Penalties-Yards	3-29	2-5
Possession Time	38:02	21:58
Third-Down Conversions	5 of 12	3 of 12
Fourth-Down Conversions	1 of 1	2 of 5
Red-Zone Scores-Chances	2-4	2-3
Sacks By: Number-Yards	4-28	1-1

Game 11

Nov. 11, 2017 • Welch Stadium • Att: 4,095




Washburn

20



Emporia State

26



Score by Quarters

Washburn	7	10	0	3	-	20	Record: (6-5, 6-5 MIAA)
Emporia State	7	16	3	0	-	26	Record: (6-5, 6-5 MIAA)



**QR code to the left for
a complete recap of the
game**

Scoring Summary

1st	13:41	ESU	Brown,Justin 2 yd pass from Marstall,Braxto (Morton,Austin kick)
	07:46	WU	Peterson,Blake 12 yd run (Schmiedeler,Perry kick)
2nd	14:52	WU	Schmiedeler,Perry 42 yd field goal
	12:13	ESU	Team safety
	09:02	ESU	Reed,Jordan 25 yd pass from Marstall,Braxto (Morton,Austin kick)
	00:55	ESU	Nault,Landon 9 yd run (Morton,Austin kick)
	00:14	WU	Hamilton,Will 13 yd pass from Peterson,Blake (Schmiedeler,Perry kick)
3rd	08:41	ESU	Morton,Austin 21 yd field goal
4th	02:26	WU	Schmiedeler,Perry 24 yd field goal

Individual Stats

RUSHING: Washburn-Peterson,Blake 16-93; Stewart,Mickeel 17-90; Peroo,Ryan 8-65; Brania-Hopp,James 2-10; Hubert,Austen 1-4; Letcher,Jr.,James 1-3. Emporia State-Nault,Landon 24-138; Callins,Kai 12-55; Dailey,Louis 1-44; Marstall,Braxto 10-30; Reed,Jordan 2-8; VanWeezel,Ricky 2-0; Team 3-minus 3; Williams,Morris 1-minus 5.

PASSING: Washburn-Peterson,Blake 15-29-1-164. Emporia State-Marstall,Braxto 18-25-2-190.

RECEIVING: Washburn-Horner,Jake 4-28; Brania-Hopp,James 3-60; Hamilton,Will 3-31; Hubert,Austen 2-15; Peroo,Ryan 2-10; Stewart,Mickeel 1-20. Emporia State-Brown,Justin 4-87; Nault,Landon 4-9; Williams,Morris 3-22; Reed,Jordan 2-25; Radel,Jaylon 2-22; Dailey,Louis 1-17; Harris,Tyler 1-5; Callins,Kai 1-3.

INTERCEPTIONS: Washburn-Pfannenstiel,Peter 1-1; Wright,Josh 1-0. Emporia State-Ammons,Tre`Vaun 1-2.

FUMBLES: Washburn-Peterson,Blake 5-1; Stewart,Mickeel 1-1; Hamilton,Will 1-0. Emporia State-Dailey,Louis 1-1.Garre 1-0; Spencer,Kameron 1-0; Mikoleit,Nathan 1-0; Urban,Landen 0-1; Horner,Jake 0-1.

SACKS (UA-A): Washburn-McGreevy,Derrick 0-1; Parker,Trey 0-1. Emporia State-Ammons,Tre`Vaun 2-0; Thompson,Marek 1-0.

TACKLES (UA-A): Washburn-Gonzalez,Cedric 9-2; McGreevy,Derrick 9-2;

Ballentine,Corey
7-0; Tucker,Heath
7-0; Parker,Trey 6-1;
Olmstead,D.J. 5-0;
Pfannenstiel,Peter 5-0;
Durham,Jalen 3-1;
Olivieri,Ricard 2-1;
Barnett-Kruger,Garre
2-0; Wright,Josh 2-0;
Urban,Landen 1-1;
Cooper,Terrell 1-1;
Marco,Bob 1-0;
Jones,Will 1-0;
Houston,Alvin 1-0;
Emerick,Kyle 1-0;
Horner,Jake
0-1. Goldston,Asher
6-0; Gordon,Kelin 5-1;
West,A.J. 2-1;
Whitley,Remingt
1-2; Bass,Parker 1-2;

Team Stats	WU	ESU
FIRST DOWNS	22	22
RUSHES-YARDS (NET)	45-265	55-267
PASSING YDS (NET)	164	190
Passes Att-Comp-Int	29-15-1	25-18-2
TOTAL OFFENSE PLAYS-YARDS	74-429	80-457
Fumble Returns-Yards	0-0	1-0
Punt Returns-Yards	2--8	1-6
Kickoff Returns-Yards	5-120	3-63
Interception Returns-Yards	2-1	1-2
Punts (Number-Avg)	5-39.0	5-42.8
Fumbles-Lost	7-2	1-1
Penalties-Yards	8-73	7-60
Possession Time	28:13	31:47
Third-Down Conversions	4 of 13	7 of 15
Fourth-Down Conversions	0 of 0	0 of 0
Red-Zone Scores-Chances	4-5	3-5
Sacks By: Number-Yards	1-4	4-25

Starters by game during the 2017 season

Offense	QB	RB	FB	WR	WR	TE	LT	LG	C	RG	RT	PK
at NSU	Twehous	Stewart	Shirk	Horner	Woods	Johnson	Hinton	Allen	Dunkle	Riederer	Marco	Schmiedeler
NWMSU	Twehous	Stewart	Shirk	Hamilton	Woods	Williams	Hinton	Allen	Dunkle	Marco	Benson	Schmiedeler
at LWU	Peterson	Stewart	Peroo (RB)	Hamilton	Woods	Williams	Hinton	Allen	Dunkle	Marco	Benson	Schmiedeler
UNK	Peterson	Stewart	Shirk	Williams	Woods	Johnson	Hinton	Allen	Dunkle	Riederer	Marco	Schmiedeler
at PSU	Peterson	Stewart	Brania-Hopp (WR)	Hamilton	Woods	Hubert (WR)	Hinton	Allen	Dunkle	Riederer	Marco	Schmiedeler
MSSU	Peterson	Stewart	Brania-Hopp (WR)	Hamilton	Woods	Johnson	Hinton	Allen	Dunkle	Riederer	Marco	Schmiedeler
at FHSU	Peterson	Stewart	Brania-Hopp (WR)	Hamilton	Woods	Johnson	Hinton	Allen	Dunkle	Marco	Benson	Schmiedeler
UCM	Peterson	Stewart	Brania-Hopp (WR)	Hamilton	Woods	Johnson	Hinton	Allen	Dunkle	Marco	Benson	Schmiedeler
at MWSU	Peterson	Stewart	Brania-Hopp (WR)	Hamilton	Woods	Johnson	Hinton	Allen	Dunkle	Marco	Benson	Schmiedeler
UCO	Peterson	Stewart	Brania-Hopp (WR)	Hamilton	Woods	Peroo (RB)	Hinton	Allen	Dunkle	Riederer	Marco	Schmiedeler
at ESU	Peterson	Stewart	Brania-Hopp (WR)	Hamilton	Peroo (RB)	Johnson	Hinton	Allen	Dunkle	Riederer	Marco	Schmiedeler

Defense	DE	DT	NG	DE	ILB	ILB	S	FS	SS	LCB	RCB	PK
at NSU	Chester	Parker	Durham	Spencer	McGreevy	Tillman	Tucker	Olmstead	Pfannenstiel	Simmons	Ballentine	Schmiedeler
NWMSU	Chester	Parker	Durham	Spencer	McGreevy	Tillman	Tucker	Olmstead	Pfannenstiel	Simmons	Ballentine	Schmiedeler
at LWU	Chester	Parker	Durham	Jones	McGreevy	Tillman	Houston	Olmstead	Pfannenstiel	Foster	Ballentine	Schmiedeler
UNK	Chester	Parker	Durham	Jones	McGreevy	Gonzalez	Tucker	Olmstead	Pfannenstiel	Foster	Ballentine	Schmiedeler
at PSU	Chester	Parker	Durham	Jones	McGreevy	Gonzalez	Tucker	Olmstead	Pfannenstiel	Wright	Ballentine	Schmiedeler
MSSU	Chester	Parker	Durham	Jones	McGreevy	Peavler	Tucker	Olmstead	Pfannenstiel	Wright	Ballentine	Schmiedeler
at FHSU	Chester	Parker	Durham	Jones	McGreevy	Gonzalez	Tucker	Olmstead	Pfannenstiel	Wright	Ballentine	Schmiedeler
UCM	Chester	Parker	Durham	Jones	McGreevy	Peavler	Tucker	Olmstead	Pfannenstiel	Wright	Ballentine	Schmiedeler
at MWSU	Chester	Parker	Durham	Jones	McGreevy	Peavler	Tucker	Olmstead	Pfannenstiel	Wright	Ballentine	Schmiedeler
UCO	Chester	Parker	Durham	Jones	McGreevy	Gonzalez	Tucker	Olmstead	Pfannenstiel	Wright	Ballentine	Schmiedeler
at ESU	Chester	Parker	Durham	Jones	McGreevy	Gonzalez	Tucker	Olmstead	Pfannenstiel	Wright	Ballentine	Schmiedeler

Career starts by position

			RB Stewart - 23 Peroo - 3		QB Peterson - 9 Twehous - 2	FB Shirk - 9 Lexow - 3		WR Horner - 10 Williams - 2 Hubert - 1
WR Brania-Hopp - 12 Woods - 10 Hamilton - 9	RT Benson - 6 Marco - 4	RG Marco - 28 Riederer - 6		C Riederer - 11 Dunkle - 11	LG Allen - 23	LT Hinton - 11	TE Johnson - 18 Williams - 2	

	DE Chester - 11	DT Parker - 38	NG Durham - 33	DE Jones - 9 Spencer - 6 Parker - 1	
CB Ballentine - 17	S Tucker - 9 Houston - 1	ILB Tillman - 15 Gonzalez - 5 Peavler - 3	ILB McGreevy - 11	S Olmstead - 11 Wright - 5 Staples - 5	CB Simmons - 11 Wright - 7 Foster - 2
		FS Pfannenstiel - 41			

2017 Players of the Week as selected by Ichabod Coaching Staff

	Offensive Skill	Offensive Power	Defensive Skill	Defensive Power	Special Teams	Big Hit	Work Team O	Work Team D
at NSU	Logan Twehous, QB	Kyle Hinton, OL	D.J. Olmstead, FS	Will Jones, DE	Perry Schmiedeler, PK/P Nathon Mikoleit, LB Kyle Emerick, LB	Kyle Hinton, OL	Sam Stranathan, OL	Terrell Cooper, DT
NWMSU	Jace Williams, TE	Kyle Hinton, OL Trevonne Allen, OL	Peter Pfannenstiel, S	Jalen Durham, DT	Nick Foster, DB Corey Ballentine, DB Jacob Anderson, LB Josh Wright, S	Kyle Hinton, OL Landon Urban, DT Derrick McGreevy, LB	Matthew Harris, RB	Grant Bruner, LB
at LWU	Mickeel Stewart, RB	Bob Marco, OL	Derrick McGreevy, LB	Rashade Chester, DE	Corey Ballentine, DB Garrett Barnette-Kruger, LB Austin Hubert, WR	Bob Marco, OL Austin Tillman, LB Derrick McGreevy, LB	Garrett Stanten, WR	Alex Thomas, DE
UNK	Will Hamilton, WR	Bob Marco, OL	Cedric Gonzalez, LB	Trey Parker, DT	Jacob Anderson, LB Brooks Peavler, LB Will Hamilton, WR Devonta Staples, DB	Jacob Anderson, LB Devonta Staples, DB	Grady Greenwood, FB	Channon Ross, DB
at PSU	Mickeel Stewart, RB Zach Willis, RB	Semaj Johnson, TE	Derrick McGreevy, LB Corey Ballentine, DB	Trey Parker, DT	Perry Schmiedeler, PK/P Nick Foster, DB Brooks Peavler, LB	Kyle Hinton, OL Kelton Fisher, TE Andy Soto, OL Corey Ballentine, DB Derrick McGreevy, LB	Ian Trapp, QB Chaz Capps, QB	Jaaron Taylor, DT
MSSU	Blake Peterson, QB	Bob Marco, OL Jordan Benson, OL	D.J. Olmstead, FS Alvin Houston, DB	Trey Parker, DT	Perry Schmiedeler, PK/P Jacob Anderson, LB Zach Downing, LS	Bob Marco, OL Jake Riederer, OL	Marco Garcia	Curtis Appleton, S
at FHSU	Will Hamilton, WR	Bob Marco, OL	Derrick McGreevy, LB D.J. Olmstead, FS	Jalen Durham, DT	Perry Schmiedeler, PK/P Semaj Johnson, TE	Will Hamilton, WR Garret Barnett-Kruger, LB Corey Ballentine, DB Derrick McGreevy, LB Semaj Johnson, TE	Alec Kirwan, TE	Devron Duncan, DE
UCM	James Brania-Hopp, WR	Jordan Benson, OL	Kyle Emerick, LB	Jalen Durham, DT	Perry Schmiedeler, PK/P Austin Hubert, WR	Bob Marco, OL Corey Ballentine, DB	Sam Stranathan, OL	Garret Tierney, LB
at MWSU	Mickeel Stewart, RB	Bob Marco, OL Jake Riederer, OL	Peter Pfannenstiel, S	Trey Parker, DT	Perry Schmiedeler, PK/P Nathon Mikoleit, LB Ryan Peroo, RB Corey Ballentine, DB	Bob Marco, OL Ryan Peroo, RB	Arthur Rocha	Connor Rovig, LB
UCO	Carey Woods, WR	Bob Marco, OL	Derrick McGreevy, LB	Trey Parker, DT	DeVonta Staples, DB Austin Hubert, WR Alvin Houston, DB Corey Ballentine, DB	Heath Tucker, FS Corey Ballentine, DB Brooks Peavler, LB	Tanner Myers, OL	Kevin Neal, Jr., LB
at ESU	James Brania-Hopp, WR	Bob Marco, OL	Derrick McGreevy, LB	Trey Parker, DT Jalen Durham, DT	Corey Ballentine, DB	D.J. Olmstead, FS		

2017 MIAA Players of the Week

	Offensive	Defensive	Special Teams
Week 1	Jacob Mezera, QB, Fort Hays State	D.J. Olmstead, S, Washburn Tye Spies, DL, Nebraska-Kearney	Brandon Brown, K, Fort Hays State
Week 2	Braxton Marstall, QB, Emporia State	Nathan Shepherd, DL, Fort Hays State	Josh Hornback, S, Pittsburg State
Week 3	Monterio Burchfield, WR, Fort Hays	Logan Thompson, LB, Emporia State	Juanté Baldwin, CB, Pittsburg State
Week 4	Zach Martin, QB, Northwest Missouri	Austin Miller, LB, Central Missouri	Brandon Brown, K, Fort Hays State
Week 5	Chas Stallard, QB, Central Oklahoma	Derrick McGreevy, LB, Washburn Jose Delgado, LB, Fort Hays State	Perry Schmeideler, K/P, Washburn
Week 6	Kenneth Iheme, RB, Fort Hays State	Cody Lindsay, LB, Missouri Western	Tyler Basch, K, Missouri Western
Week 7	Braxton Marstall, QB, Emporia State	Stephan Robinson, DB, Central Oklahoma	Brandon Brown, K, Fort Hays State
Week 8	Brook Bolles, QB, Central Missouri	Morgan Selemaea, S, Pittsburg State	Jared Vincent, P/PK, Pittsburg State
Week 9	Kenneth Iheme, RB, Fort Hays State	Josh Hornback, S, Pittsburg State	Roc Robbins, LB, Missouri Southern
Week 10	J.T. Luper, WR, Central Oklahoma Brook Bolles, QB, Central Missouri	Colton Lindsey, LB, Central Oklahoma Morgan Selemaea, S, Pittsburg State	Brandon Brown, K, Fort Hays State
Week 11	Josh Crockett, WR, Central Oklahoma Kenneth Iheme, RB, Fort Hays State	Tre'Vaun Ammons, DE, Emporia State	Brandon Brown, K, Fort Hays State Austin Eskew, DB, Northwest Missouri

CAREER/SEASON STATS

SEASON

CAREER

Rushing	gp	att	gain	loss	net	avg	td	lg	avg/g	gp	att	gain	loss	net	avg	td	lg	avg/g
Stewart,Mickeel	11	144	647	23	624	4.3	7	49	56.7	31	363	1553	75	1478	4.1	16	49	47.7
Willis,Zach	9	89	590	12	578	6.5	4	53	64.2	21	92	613	12	601	6.5	4	53	28.6
Peterson,Blake	11	113	609	194	415	3.7	5	52	37.7	18	113	609	194	415	3.7	5	52	23.1
Williams,Matthew	8	21	135	2	133	6.3	0	18	16.6	8	21	135	2	133	6.3	0	18	16.6
Peroo,Ryan	10	24	122	10	112	4.7	1	37	11.2	10	24	122	10	112	4.7	1	37	11.2
Whitten,Curtis	2	13	80	2	78	6.0	0	18	39.0	13	57	237	10	227	4.0	0	18	17.5
Brania-Hopp,James	11	9	53	6	47	5.2	0	15	4.3	11	9	53	6	47	5.2	0	15	4.3
Letcher,Jr.,James	10	5	36	0	36	7.2	0	12	3.6	10	5	36	0	36	7.2	0	12	3.6
Twehous,Logan	2	7	24	2	22	3.1	2	10	11.0	7	19	72	16	56	2.9	2	16	8.0
Woods,Carey	10	6	26	9	17	2.8	1	16	1.7	21	7	26	13	13	1.9	1	16	0.6
Schmiedeler,Perry	11	3	26	12	14	4.7	0	15	1.3	34	4	23	15	8	2.0	0	15	0.2
Hubert,Austen	11	3	12	0	12	4.0	0	5	1.1	19	3	12	0	12	4.0	0	5	0.6
Horner,Jake	9	2	9	0	9	4.5	0	7	1.0	28	9	37	2	35	3.9	0	9	1.2
Hamilton,Will	11	1	3	0	3	3.0	0	3	0.3	32	1	3	0	3	3.0	0	3	0.1
Harris,Matthew	4	4	2	2	0	0.0	1	1	0.0	4	4	2	2	0	0.0	1	1	0.0
Team	8	1	0	5	-5	-5.0	0	0	-0.6									
Total	11	445	2374	279	2095	4.7	21	53	190.5									
Opponents	11	454	2171	248	1923	4.2	15	46	174.8									

Passing	gp	effic	comp-att-int	pct	yds	td	lg	avg/g	gp	effic	comp-att-int	pct	yds	td	lg	avg/g
Peterson,Blake	11	123.16	171-311-5	55.0	2054	15	75	186.7	18	123.16	171-311-5	55.0	2054	15	75	114.1
Twehous,Logan	2	129.73	18-30-1	60.0	155	3	29	77.5	7	109.16	32-63-3	50.8	352	4	49	50.3
Team	8	0.00	0-3-0	0.0	0	0	0	0.0								
Bolster,Will	3	25.47	1-3-1	33.3	21	0	21	7.0	7	38.64	2-5-1	40.0	23	0	21	3.3
Total	11	121.82	190-347-7	54.8	2230	18	75	202.7								
Opponents	11	137.90	214-343-10	62.4	2575	19	61	234.1								

Receiving	gp	no.	yds	avg	td	lg	avg/g	gp	no.	yds	avg	td	lg	avg/g
Brania-Hopp,James	11	37	591	16.0	5	75	53.7	11	37	591	16.0	5	75	53.7
Woods,Carey	10	36	403	11.2	5	54	40.3	21	48	691	14.4	8	54	32.9
Hamilton,Will	11	32	404	12.6	1	52	36.7	32	50	611	12.2	2	52	19.1
Stewart,Mickeel	11	23	208	9.0	1	29	18.9	31	42	329	7.8	2	29	10.6
Horner,Jake	9	15	156	10.4	1	22	17.3	28	49	842	17.2	6	63	30.1
Hubert,Austen	11	13	138	10.6	2	38	12.5	19	15	174	11.6	3	38	9.2
Williams,Jace	4	12	136	11.3	2	29	34.0	14	15	219	14.6	3	49	15.6
Peroo,Ryan	10	8	93	11.6	0	49	9.3	10	8	93	11.6	0	49	9.3
Meier,Marcus	11	5	30	6.0	0	10	2.7	21	10	112	11.2	0	31	5.3
Letcher,Jr.,James	10	4	20	5.0	1	9	2.0	10	4	20	5.0	1	9	2.0
Johnson,Semaj	11	2	30	15.0	0	30	2.7	30	6	67	11.2	0	33	2.2
Harris,Jr.,Kenyatte	8	2	12	6.0	0	7	1.5	19	3	23	7.7	0	11	1.2
Whitten,Curtis	2	1	9	9.0	0	9	4.5	13	6	108	18.0	0	26	8.3
Total	11	190	2230	11.7	18	75	202.7							
Opponents	11	214	2575	12.0	19	61	234.1							



ICHABODS VS RAMS

CAREER/SEASON STATS

SEASON

Total Offense	g	plays	rush	pass	total	avg/g
Peterson, Blake	11	424	415	2054	2469	224.5
Stewart, Mickeel	11	144	624	0	624	56.7
Willis, Zach	9	89	578	0	578	64.2
Twehous, Logan	2	37	22	155	177	88.5
Williams, Matthew	8	21	133	0	133	16.6
Peroo, Ryan	10	24	112	0	112	11.2
Whitten, Curtis	2	13	78	0	78	39.0
Brania-Hopp, James	11	9	47	0	47	4.3
Letcher, Jr., James	10	5	36	0	36	3.6
Bolster, Will	3	3	0	21	21	7.0
Woods, Carey	10	6	17	0	17	1.7
Schmiedeler, Perry	11	3	14	0	14	1.3
Hubert, Austen	11	3	12	0	12	1.1
Horner, Jake	9	2	9	0	9	1.0
Hamilton, Will	11	1	3	0	3	0.3
Team	8	4	-5	0	-5	-0.6
Total	11	792	2095	2230	4325	393.2
Opponents	11	797	1923	2575	4498	408.9

CAREER

	g	plays	rush	pass	total	avg/g
Peterson, Blake	18	424	415	2054	2469	137.2
Stewart, Mickeel	31	363	1478	0	1478	47.7
Willis, Zach	21	92	601	0	601	28.6
Twehous, Logan	7	82	56	352	408	58.3
Williams, Matthew	8	21	133	0	133	16.6
Peroo, Ryan	10	24	112	0	112	11.2
Whitten, Curtis	13	57	227	0	227	17.5
Brania-Hopp, James	11	9	47	0	47	4.3
Letcher, Jr., James	10	5	36	0	36	3.6
Bolster, Will	7	7	6	23	29	4.1
Woods, Carey	21	7	13	0	13	0.6
Schmiedeler, Perry	34	4	8	0	8	0.2
Hubert, Austen	19	3	12	0	12	0.6
Horner, Jake	28	9	35	0	35	1.2
Hamilton, Will	32	1	3	0	3	0.1

Scoring	td	fg	PAT				dxp	saf	pts	td	fg	PAT				dxp	saf	pts
			kick	rush	rcv	pass						kick	rush	rcv	pass			
Schmiedeler,Perry	-	10-14	39-39	1-1	-	-	-	-	71	-	30-42	107-111	1-1	-	-	-	-	199
Stewart,Mickeel	8	-	-	-	-	-	-	-	48	18	-	-	-	-	-	-	-	108
Woods,Carey	6	-	-	1-1	-	-	-	-	38	9	-	-	1-1	-	-	-	-	56
Brania-Hopp,James	5	-	-	-	1	-	-	-	32	5	-	-	-	1	-	-	-	32
Peterson,Blake	5	-	-	-	-	1-1	-	-	30	5	-	-	-	-	1-1	-	-	30
Willis,Zach	4	-	-	-	-	-	-	-	24	4	-	-	-	-	-	-	-	24
Olmstead,D.J.	3	-	-	-	-	-	-	-	18	3	-	-	-	-	-	-	-	18
Twehous,Logan	2	-	-	-	-	1-1	-	-	12	2	-	-	-	-	1-1	-	-	12
Hubert,Austen	2	-	-	-	-	-	-	-	12	3	-	-	-	-	-	-	-	18
Williams,Jace	2	-	-	-	-	-	-	-	12	3	-	-	-	-	-	-	-	18
Hamilton,Will	1	-	-	-	1	-	-	-	8	2	-	-	-	1	-	-	-	14
Harris,Matthew	1	-	-	-	-	-	-	-	6	1	-	-	-	-	-	-	-	6
Letcher,Jr.,James	1	-	-	-	-	-	-	-	6	1	-	-	-	-	-	-	-	6
Tucker,Heath	1	-	-	-	-	-	-	-	6	2	-	-	-	-	-	-	-	12
Anderson,Jacob	1	-	-	-	-	-	-	-	6	1	-	-	-	-	-	-	-	6
Peroo,Ryan	1	-	-	-	-	-	-	-	6	1	-	-	-	-	-	-	-	6
Horner,Jake	1	-	-	-	-	-	-	-	6	6	-	-	-	-	-	-	-	36
McGreevy,Derrick	-	-	-	0-1	-	-	-	-	0	-	-	-	0-1	-	-	-	-	0
Total	44	10-14	39-39	2-3	2	2-2	-	-	341									
Opponents	35	13-16	29-31	1-1	2	2-3	-	2	288									

Punt Returns	no.	yds	avg	td	lg	no.	yds	avg	td	lg
Wright, Josh	14	167	11.9	0	35	15	184	12.3	0	35
Staples, Devonta	1	0	0.0	0	0	1	0	0.0	0	0
Barnett-Kruger, Garre	1	14	14.0	0	0	1	14	14.0	0	0
Anderson, Jacob	0	8	0.0	1	8	0	8	0.0	1	8
Total	16	189	11.8	1	35					
Opponents	15	184	12.3	1	48					

Kick Returns	no.	yds	avg	td	lg	no.	yds	avg	td	lg
Ballentine, Corey	21	661	31.5	0	63	21	661	31.5	0	63
Wright, Josh	6	99	16.5	0	20	25	589	23.6	0	70
Hamilton, Will	3	58	19.3	0	43	4	72	18.0	0	43
Harris, Jr., Kenyatte	2	39	19.5	0	29	4	53	13.2	0	29
Harris, Matthew	1	28	28.0	0	27	1	28	28.0	0	27



ICHABODS VS RAMS

CAREER/SEASON STATS

SEASON

Interceptions	no.	yds	avg	td	lg
Olmstead,D.J.	6	173	28.8	3	66
Pfannenstiel,Peter	1	1	1.0	0	1
Wright,Josh	1	0	0.0	0	0
Peavler,Brooks	1	33	33.0	0	33
Houston,Alvin	1	0	0.0	0	0
Total	10	207	20.7	3	66
Opponents	7	47	6.7	0	29

Fumble Returns	no.	yds	avg	td	lg
Cooper,Terrell	1	28	28.0	0	28
Tucker,Heath	0	0	0.0	1	0
Total	1	28	28.0	1	28
Opponents	2	2	1.0	0	2

CAREER

no.	yds	avg	td	lg
6	173	28.8	3	66
3	33	11.0	0	23
1	0	0.0	0	0
1	33	33.0	0	33
1	0	0.0	0	0

no.	yds	avg	td	lg
1	28	28.0	0	28
0	0	0.0	1	0

All Purpose	g	rush	rcv	pr	kr	ir	total	avg/g	g	rush	rcv	pr	kr	ir	total	avg/g
Stewart,Mickeel	11	624	208	0	0	0	832	75.6	31	1478	329	0	0	0	1807	58.3
Ballentine,Corey	11	0	0	0	661	0	661	60.1	34	0	0	0	661	2	663	19.5
Brania-Hopp,Jam	11	47	591	0	0	0	638	58.0	11	47	591	0	0	0	638	58.0
Willis,Zach	9	578	0	0	0	0	578	64.2	21	601	0	0	0	0	601	28.6
Hamilton,Will	11	3	404	0	58	0	465	42.3	32	3	611	0	72	0	686	21.4
Woods,Carey	10	17	403	0	0	0	420	42.0	21	13	691	0	0	0	704	33.5
Peterson,Blake	11	415	0	0	0	0	415	37.7	18	415	35	0	0	0	450	25.0
Wright,Josh	11	0	0	167	99	0	266	24.2	22	0	0	184	589	0	773	35.1
Peroo,Ryan	10	112	93	0	0	0	205	20.5	10	112	93	0	0	0	205	20.5
Olmstead,D.J.	11	0	0	0	0	173	173	15.7	11	0	0	0	0	173	173	15.7
Horner,Jake	9	9	156	0	0	0	165	18.3	28	35	842	0	187	0	1064	38.0
Hubert,Austen	11	12	138	0	0	0	150	13.6	19	12	174	0	0	0	186	9.8
Williams,Jace	4	0	136	0	0	0	136	34.0	14	4	219	0	0	0	223	15.9
Williams,Matthew	8	133	0	0	0	0	133	16.6	8	133	0	0	0	0	133	16.6
Whitten,Curtis	2	78	9	0	0	0	87	43.5	13	227	108	0	146	0	481	37.0
Letcher,Jr.,Jame	10	36	20	0	15	0	71	7.1	10	36	20	0	15	0	71	7.1
Harris,Jr.,Kenyatt	8	0	12	0	39	0	51	6.4	19	113	23	42	53	0	231	12.2
Peavler,Brooks	10	0	0	0	0	33	33	3.3	10	0	0	0	0	33	33	3.3
Meier,Marcus	11	0	30	0	0	0	30	2.7	21	0	112	0	0	0	112	5.3
Johnson,Semaj	11	0	30	0	0	0	30	2.7	30	0	67	0	0	0	67	2.2
Harris,Matthew	4	0	0	0	28	0	28	7.0	4	0	0	0	28	0	28	7.0
Twehous,Logan	2	22	0	0	0	0	22	11.0	7	56	0	0	0	0	56	8.0
Barnett-Kruger,G	11	0	0	14	0	0	14	1.3	11	0	0	14	0	0	14	1.3
Schmiedeler,Perr	11	14	0	0	0	0	14	1.3	34	8	0	0	0	0	8	0.2
Anderson,Jacob	8	0	0	8	0	0	8	1.0	8	0	0	8	0	0	8	1.0
Pfannenstiel,Pet	11	0	0	0	0	1	1	0.1	45	0	0	26	0	33	59	1.3
Team	8	-5	0	0	0	0	-5	-0.6								
Total	11	2095	2230	189	900	207	5621	511.0								
Opponents	11	1923	2575	184	748	47	5477	497.9								

Field Goals	att	good	long	blkd	att	good	long	blkd
Schmiedeler,Perry	14	10	42	2	42	30	50	4
Total	14	10	42	2				
Opponents	16	13	47	0				

Punting	no.	yds	avg	lg	blk	no.	yds	avg	lg	blk
Schmiedeler,Perry	51	2089	41.0	56	1	167	6643	39.8	70	1
Team	1	0	0.0	0	0					
Total	52	2089	40.2	56	1					
Opponents	55	2013	36.6	73	1					

Kickoffs	no.	yds	avg	tb	ob	no.	yds	avg	tb	ob
Schmiedeler,Perry	66	3825	58.0	21	1	179	10345	57.8	42	4
Total	66	3825	58.0	21	1					
Opponents	59	3343	56.7	18	4					



ICHABODS VS RAMS

CAREER/SEASON STATS

SEASON													CAREER												
##	Defensive Leaders	gp	ua	a	total	tfl	sack	int	pbu	fr	ff	blk	gp	ua	a	total	tfl	sack	int	pbu	fr	ff	blk		
4	McGreevy, Derrick	11	60	62	122	7.5	1.5	.	5	.	2	.	34	99	98	197	19.5	5.0	.	6	.	4	.		
27	Tucker, Heath	11	44	34	78	2.5	.	.	4	1	2	.	22	54	39	93	3.5	.	2	4	1	2	.		
24	Gonzalez, Cedric	10	30	36	66	4.0	.	.	3	.	1	.	22	53	47	100	8.5	3.5	1	3	2	3	.		
26	Pfannenstiel, Peter	11	32	33	65	5.0	1.5	1	4	1	.	.	45	141	102	243	12.0	1.5	3	9	6	1	1		
2	Olmstead, D.J.	11	34	22	56	0.5	.	6	1	4	2	.	11	34	22	56	0.5	.	6	1	4	2	.		
1	Ballentine, Corey	11	31	19	50	0.0	.	.	6	2	1	1	34	81	51	132	7.0	0.5	2	11	2	2	1		
7	Wright, Josh	11	30	12	42	2.0	1.0	1	4	2	2	.	22	39	18	57	2.0	1.0	1	6	2	2	3		
56	Durham, Jalen	11	18	20	38	5.5	1.5	.	3	.	.	.	34	43	66	109	18.5	6.5	.	7	1	1	.		
94	Parker, Trey	11	24	12	36	3.5	0.5	.	3	.	.	.	44	75	63	138	17.0	7.5	.	15	1	3	1		
36	Emerick, Kyle	11	15	13	28	0.5	.	.	1	.	1	.	16	16	15	31	0.5	.	.	1	.	1	.		
58	Chester, Rashade	11	10	16	26	9.5	2.0	.	.	1	.	.	22	14	23	37	13.0	2.0	.	.	1	.	.		
96	Jones, Will	11	12	12	24	7.5	4.5	.	.	.	2	1	11	12	12	24	7.5	4.5	.	.	.	2	1		
33	Tillman, Austin	3	11	12	23	1.5	0.5	35	99	94	193	15.5	4.5	1	6	3	.	1		
30	Houston, Alvin	10	14	8	22	1.0	.	1	1	.	.	.	12	14	8	22	1.0	.	1	1	.	.	.		
98	Urban, Landen	10	5	14	19	1.5	1.5	10	5	14	19	1.5	1.5		
16	Mikoleit, Nathan	11	8	10	18	0.0	20	9	14	23	0.0		
90	Olivieri, Ricard	11	5	12	17	2.0	30	10	23	33	2.5		
32	Peavler, Brooks	10	7	10	17	0.0	.	1	10	7	10	17	0.0	.	1		
18	Foster, Nick	9	12	3	15	1.0	.	.	1	.	1	.	18	18	4	22	3.0	.	.	2	.	1	.		
5	Barnett-Kruger, Garre	11	7	6	13	1.5	0.5	.	1	.	1	1	11	7	6	13	1.5	0.5	.	1	.	1	1		
35	Staples, Devonta	10	3	6	9	0.0	.	.	1	.	.	.	19	16	11	27	1.0	.	.	2	1	.	.		
92	Breckenridge, Brad	10	4	5	9	2.0	2.0	10	4	5	9	2.0	2.0		
50	Wilson, Gary	8	2	6	8	1.5	20	7	15	22	3.0	1.0		
93	Cooper, Terrell	9	1	6	7	0.0	.	.	.	1	.	.	9	1	6	7	0.0	.	.	.	1	.	.		
13	Johnson, Jamel	9	4	2	6	0.0	12	4	5	9	0.0		
17	Simmons, Dwane	2	3	3	6	0.0	.	.	3	.	.	.	11	23	8	31	1.0	.	2	11	.	.	.		
39	Spencer, Kameron	8	4	2	6	0.0	8	4	2	6	0.0		
23	Peroo, Ryan	10	2	1	3	0.0	10	2	1	3	0.0		
44	Hughes, Brandon	2	2	1	3	0.0	2	2	1	3	0.0		
37	Anderson, Jacob	8	1	2	3	0.0	8	1	2	3	0.0		
69	Seabaugh, Landon	3	1	1	2	0.0	3	1	1	2	0.0		
85	Hubert, Austen	11	1	1	2	0.0	19	2	3	5	0.0		
3	Horner, Jake	9	.	2	2	0.0	28	9	3	12	0.0		
76	Marco, Bob	11	1	.	1	0.0	40	1	.	1	0.0		
86	Hall, Jovon	4	1	.	1	0.0	4	1	.	1	0.0		
84	Johnson, Semaj	11	1	.	1	0.0	30	1	.	1	0.0		
87	Fisher, Kelton	4	.	1	1	0.0	7	.	1	1	0.0		
15	Hamilton, Will	11	1	.	1	0.0	32	1	.	1	0.0		
34	Willis, Zach	9	.	1	1	0.0	21	3	1	4	0.0		
8	Brania-Hopp, James	11	1	.	1	0.0	11	1	.	1	0.0		
25	Schmiedeler, Perry	11	1	.	1	0.0	34	2	3	5	0.5		
22	Harris, Jr., Kenyatte	8	.	.	.	0.0	.	.	2	.	.	.	19	.	.	.	0.0	.	.	2	.	.	.		
TM	Team	8	.	.	.	0.0	.	.	.	1		
	Total	11	443	406	849	60	17	10	43	13	15	3													
	Opponents	11	412	412	824	68	25	7	46	11	13	3													

1974 Boot Hill Bowl

Dodge City, Kan. • Nov. 30, 1974
Washburn 21, Millikin 7

Team Stats	MC	WU
First Downs	8	17
Rushes-Yardage	39-114	65-114
Passing Yardage	69	102
Passes-Comp-Int	15-4-1	20-9-0
Plays-Yds	54-185	85-216
Return Yardage	22	28
Punts-Average	6-22.6	6-30.8
Penalties-Yds	10-67	4-45

Score by Quarters

Washburn	0	14	0	7	-	21
Millikin	0	0	7	0	-	7

Scoring Summary

2nd Quarter

WU - 12:37 - Jim Hastings, 34 yard fumble return (kick failed); WU 6-0

WU - 0:23 - John Hodnefield, 9 yard pass reception from Mike Grogan (pass failed); 9 plays, 33 yard drive; WU 12-0

WU - 0:16 - WU records safety; WU 14-0

3rd Quarter

MC - 6:38 - Knotek, 37 yard pass from Rockford (Hanley kick); 41 yard drive, 8 plays; WU 14-7

4th Quarter

WU - 7:06 - Ray Gerstenkorn, 1 yard run (Kraus kick); 38-yard drive, 3 plays; WU 21-7

Washburn						
Rushing	No	Gain	Loss	Net	TD	Lg Avg
Yager	22			57		
Gerstenkorn	19			49	1	
Wagner	3			9		
Cripps	4			5		
Clark	3			1		
Gruss	1			-4		
Grogan	11			-1		
Heiniger	1			-2		
Taylor	1			0		
Totals	65			114	1	

Passing	Att-Cmp-Int	Yds	TD	Long	Sack
Grogan	16-7-0	80	1		
Clark	4-2-0	22			
Totals	20-9-0	102	1		

Receiving	No.	Yds	TD	Long
Benke	5	50		
Hodnefield	2	30	1	
Heiniger	1	12		
Hainline	1	10		
Totals	9	102	1	

Punting	No.	Yds	Avg	Long	In20	TB
Cripps	6	185	30.8			
Totals	6	185	30.8			

Millikin (Leaders only)						
Rushing	No	Gain	Loss	Net	TD	Lg Avg
Stringer	14			58		
Totals	39			114		

Passing	Att-Cmp-Int	Yds	TD	Long	Sack
Neibuhr	4-1-0	7			
Totals	14-4-1	69			

Receiving	No.	Yds	TD	Long
Knotek	1	37		
Totals	4	69	1	

Punting	No.	Yds	Avg	Long	In20	TB
Hanley	6	136	22.6			
Totals	6	136	22.6			

Game Summary

In Larry Elliott's first season as the Ichabods' head coach, he leads them to their first bowl game. Washburn senior defensive end Don McGlenn is honored as the defensive player of the game. Freshman quarterback Mike Grogan is named offensive player of the game after completing 7 of 16 passes for 80 yards and a touchdown to John Hodnefield. Gary Yager rushed for 57 yards on 22 carries and Rick Benke had five receptions for 50 yards.

1976 Boot Hill Bowl

Dodge City, Kan. • Nov. 20, 1976
Benedictine 29, Washburn 14

Team Stats	WU	BC
First Downs	8	22
Rushes-Yardage	35-141	68-270
Passing Yardage	98	180
Passes-Comp-Int	4-15-1	9-20-0
Plays-Yds	49-239	100-450
Int-Yds	1-1	0-0
Punts-Average	6-36.3	4-33.2
Punt Returns-Yds	3-4	1-6
KO Returns-Yds	4-96	2-27
Penalties-Yds	4-39	6-50

Score by Quarters

Washburn	0	7	7	0	-	14
Benedictine	13	0	13	3	-	29

Scoring Summary

1st Quarter

BC - 7:36 - Brandt 9 yard pass from Durkin (Shaw kick); 11 play, 64 yard drive; BC 7-0

2nd Quarter

BC - 1:24 - Hertling 1 yard run (Shaw kick failed); 9 play, 50 yard drive; BC 13-0

WU - 2:25 - Clarence Taylor 63 yard pass from Brent Cripps (Cassin kick); 4 play, 69 yard drive; BC 13-7

3rd Quarter

WU - 12:25 - Clarence Taylor 54 yard run (Cassin kick); 1 play, 54 yard drive; WU 14-13

BC - 8:09 - Shaw 31 yard field goal; 13 play, 60 yard drive; BC 16-14

BC - 6:05 - Hertling 7 yard run (Shaw kick); 4 play, 22 yard drive; BC 23-14

BC - 0:31 - Shaw 37 yard field goal; 7 play, 36 yard drive; BC 26-14

4th Quarter

BC - 7:54 - Shaw 31 yard field goal; 12 play, 51 yard drive; BC 29-14

Washburn						
Rushing	No	Gain	Loss	Net	TD	Lg Avg
Mike Grogan	7			-21	0	-3.0
Brent Cripps	8			40	0	5.0
Clarence Taylor	12			118	1	54 9.8
Cory Heiniger	4			10	0	11 2.5
Mark Samich	1			7	0	7 7.0
Jim Rodden	2			-5	0	-2.5
May Schmidt	1			-8	0	-8.0
Totals	35			141	1	54 4.1

Passing	Att-Cmp-Int	Yds	TD	Long	Sack
Mike Grogan	4-0-0	0	0	0	
Mike Shahon	8-2-0	35	0	28	
Brent Cripps	2-1-0	63	1	63	
Totals	14-3-0	98	1	63	

Receiving	No.	Yds	TD	Long
Clarence Taylor	1	63	1	63
Mike Keeley	2	35	0	28
Totals	3	98	1	63

Punting	No.	Yds	Avg	Long	In20	TB
Brent Cripps	6	218	36.3	49		
Totals	6	218	36.3	49		

All Returns	No	Yds	Lg	No	Yds	Lg	No	Yds	Lg
Clarence Taylor	1	1		3	78				
Fred Thomas				1	18				
Carlos Lyday	2	3							
Travis Benton							1	1	
Totals	3	4		4	98		1	1	

Benedictine (Leaders only)						
Rushing	No	Gain	Loss	Net	TD	Lg Avg
Keith Hertling	44			209	2	26 4.8
Jeff Schulte	15			52	0	20 3.5
Totals	68			270	2	26 3.9

Passing	Att-Cmp-Int	Yds	TD	Long	Sack
Paul Durkin	32-14-1	180	1	29	
Totals	32-14-1	180	1	29	

Receiving	No.	Yds	TD	Long
Mike Spiegel	4	58	0	29
Totals	14	180	1	29

Game Summary

Benedictine's Keith Hertling rushed for 209 yards and two touchdowns as Raven head coach George Tardiff defeated Washburn 29-14. Tardiff would later become the Ichabods head coach in 1983. Keith Hertling would also later become an assistant coach at Washburn during the 1983 and 1984 seasons. Clarence Taylor rushed for 118 yards on 12 carries with one touchdown for the Ichabods.

1986 NAIA 1st Round

Pittsburg, Kan. • Dec. 6, 1986
Pittsburg State 58, Washburn 24

Team Stats	WU	PSU
First Downs	20	19
Rushes-Yardage	32-193	53-247
Passing Yardage	204	212
Passes-Comp-Int	36-18-4	16-10-1
Plays-Yds	68-397	69-459
Punts-Average	3-43.3	6-30.8
Penalties-Yds	13-117	19-177

Score by Quarters

Washburn	10	0	7	7	-	24
Pittsburg State	0	17	14	27	-	58

Scoring Summary

1st Quarter

WU - 11:20 - Lee Williams 27 yard run (Kresic kick); 6 play, 51 yard drive; WU 7-0

WU - 6:46 - Nick Kresic 32 yard field goal; 6 play, 50 yard drive; WU 10-0

2nd Quarter

PSU - 9:53 - Allen 70 yard pass from Stegeman (Bowman kick); 2 play, 77 yard drive; WU 10-7

PSU - 5:46 - Weathers 11 yard run (Bowman kick); 3 play, 28 yard drive; PSU 14-10

PSU - 0:02 - Bowman 36 yard field goal; 12 plays, 54 yard drive; PSU 17-10

3rd Quarter

PSU - 11:32 - Weathers 4 yard run (Bowman kick); 7 play, 49 yard drive; PSU 24-10

WU - 10:00 - Lorenzo Rayford 57 yard run (Kresic kick); 3 play, 65 yard drive; PSU 24-17

PSU - 2:22 - Stegeman 3 yard run (Bowman kick); 3 play, 18 yard drive; PSU 31-17

4th Quarter

PSU - 10:41 - Weathers 5 yard run (Bowman kick); 8 play, 92 yard drive; PSU 38-17

PSU - 8:14 - Stegeman 4 yard run (Bowman kick); 4 play, 22 yard drive; PSU 45-17

PSU - 6:50 - Meech 57 yard pass reception from Campbell (Bowman kick); 1 play, 57 yard drive; PSU 52-17

PSU - 6:09 - LeWallen 3 yard run (kick failed); 2 play, 30 yard drive; PSU 58-17

WU - 3:57 - Ken Schmanke 15 yard pass reception from Jim Benard (Kresic kick); 5 play, 65 yard drive; PSU 58-24

Passing	Att-Cmp-Int	Yds	TD	Long	Sack
Jim Bernard	26-13-3	153	1	19	
Kyle Kingston	10-5-1	51	0	27	
Totals	36-18-4	204	1	27	

Receiving	No.	Yds	TD	Long
Aaron Walker	2	20	0	11
Mike McCreedy	2	36	0	22
Troy Slusser	3	33	0	27
Pete Flannigan	1	15	0	15
Johnny Perkins	1	5	0	5
Chris Bleue	2	29	0	20
Ken Schmanke	3	27	1	15
Dash Wandix	1	13	0	13
Harold Tillman	1	4	0	4
Les Williams	2	22	0	19
Totals	18	204	1	27

Punting	No.	Yds	Avg	Long	In20	TB
Tim Beasley	3	130	43.3	46		
Totals	3	130	43.3	46		

All Returns	No	Yds	Lg	No	Yds	Lg	No	Yds	Lg
Troy Slusser	2	4		3	60				
Johnny Perkins				1	25				
Chris Bleue				1	7				
Ken Schmanke				3	43				
Mike McCreedy				1	23				
Mark Brinker							1	0	
Totals	2	4		8	158		1	0	

Pittsburg State						
Rushing	No	Gain	Loss	Net	TD	Lg Avg
Gene Stegeman	27	147	32	115	2	30 4.3
Totals	53	280	33	247	6	30 4.7

Passing	Att-Cmp-Int	Yds	TD	Long	Sack
Gene Stegeman	15-9-1	155	1	70	
Totals	16-10-1	212	2	70	

Receiving	No.	Yds	TD	Long
Monte Weathers	3	27	0	17
Totals	10	212	2	70

Game Summary

In their second meeting of the season, the Washburn Ichabods fell to Pittsburg State 58-24 in the quarterfinals of the NAIA playoffs. In what came to be known as the "Dry Field Game" in Pittsburg State circles, the Ichabods jumped out to an early 10-0 lead at the end of the first quarter, but the Gorillas would score 24 unanswered points to take a 31-10 lead. The Gorillas would add another 27 points in the fourth quarter to put the game out of reach for the Ichabods. The Ichabods had 397 yards in total offense compared to 459 by Pittsburg State.

1986 Aztec Bowl

Mexico City, Mexico • Dec. 20, 1986
Washburn 27, Mexican All-Stars 8

Team stats not available



Score by Quarters

Washburn	7	7	10	3	-	27
Mexico All-Stars	0	0	0	8	-	8

Scoring Summary

1st Quarter

WU - 14:32 - Williams 3-yard run (Kressic kick); WU 7-0

2nd Quarter

WU - 8:18 - Bernard 1-yard run (Kressic kick); WU 14-0

3rd Quarter

WU - 9:13 - Perkins 4-yard run (Kressic kick); WU 21-0

WU - :02 - Kressic 26-yard field goal; WU 24-0

4th Quarter

MAS - 7:52 - Vega 1-yard run (Espinoza PAT pass from Flores); WU 24-8

WU - 3:35 - Kressic 32-yard field goal; WU 27-8

Washburn						
Rushing	No	Gain	Loss	Net	TD	Lg
Les Williams	11			76	1	6.9
Johnny Perkins	17			49	1	2.9
Jim Benard	4			0	1	0.0
Ken Schmanke	1			0	0	0.0
Totals	33			135	3	4.1

Passing	Att-Cmp-Int	Yds	TD	Long	Sack
Jim Bernard	29-18-2	279	0		
Kyle Kingston	11-7-1	112	0		
Totals	40-25-3	391	0		

Receiving	No.	Yds	TD	Long
Aaron Walker	5	105		
Chris Bleue	3	68		
Dashell Wandix	3	59		
Pete Flannigan	4	39		
Ken Schmake	4	39		
Mike McGreevy	1	24		
Darrin Rorh	2	29		
Johnny Perkins	2	22		
Troy Slusser	1	6		
Totals	25	391	0	

Punting	No.	Yds	Avg	Long	In20	TB
Tim Beasley	2	35	17.5			
Totals	2	35	17.5			

Mexican All-Stars (leaders only)

Rushing	No	Gain	Loss	Net	TD	Lg	Avg
Alejandro Morales	6			21			3.5
Totals	29			41			1.4

Passing	Att-Cmp-Int	Yds	TD	Long	Sack
Carolos Flores	13-3-1	32			
Totals	28-7-1	98	0		

Receiving	No.	Yds	TD	Long
Jesus Espinoza	1	33		
Totals	7	98	0	

Punting	No.	Yds	Avg	Long	In20	TB
Guillermo Gonzalez	5	255	51.1			
Totals	5	255	51.1			

Game Summary


The Ichabods first play from scrimmage was a double reverse pass from Jim Bernard to Aaron Walker for 58 yards to the All-Star's 3, setting up a Les Williams plunge. Bernard finished 18 of 29 for 279 yards. Williams rushed for 76 yards on 11 carries. WU picked up 526 yards in total offense while holding the all-star squad to 139 yards as Washburn won 27-8. Nick Kresic added two field goals, a 26- and 32-yard connection.

Mexico President Miguel de la Madrid Hurtado presented the bowl trophy to head coach Larry Elliott in front of 25,000 fans.

1988 NAIA Quarterfinals

Monticello, Ark. • Nov. 27, 1988
Arkansas-Monticello 20, Washburn 13

Team Stats	WU	UAM
First Downs	16	19
Rushes-Yardage	37-103	58-298
Passing Yardage	192	27
Passes-Cmp-Int	28-10-4	10-4-0
Plays-Yds	65-295	68-325
Punts-Average	3-36.0	5-33.0
Penalties-Yds	9-79	4-43



Score by Quarters

Washburn	0	7	7	0	-	14
Benedictine	13	0	13	3	-	29

Scoring Summary

1st Quarter

WU - 14:15 - Troy Slusser 64 yard pass from Barry Griffiths (Dave Ruder kick); 2 play, 73 yard drive; WU 7-0

UAM - 12:13 - Rochelle 63 yard run (kick failed); 4 play, 79 yard drive; WU 7-6

2nd Quarter

WU - 3:47 - Dave Ruder 22-yard field goal; 15 play, 75 yard drive; WU 10-6

3rd Quarter

UAM - 5:36 - Rochelle 1 yard run (pass failed); 9 play, 64 yard drive; UAM 12-10

4th Quarter

WU - 11:17 - Dave Ruder 36-yard field goal; 10 play, 59 yard drive; WU 13-12

UAM - 7:55 - Rochelle 26 yard run (Rochelle run); 7 play, 56 yard drive; UAM 20-13

Washburn						
Rushing	No	Gain	Loss	Net	TD	Lg
Les Williams	27	109	-2	107	0	10
Barry Griffiths	3	7	-20	-13	0	7
Matt Brooks	2	0	-4	-4	0	0
Dash Wandix	5	13	0	13	0	3
Totals	37	129	-26	103	0	10

Passing	Att-Cmp-Int	Yds	TD	Long	Sack
Barry Griffiths	28-10-4	192	1	64	
Totals	28-10-4	192	1	64	

Receiving	No.	Yds	TD	Long
Les Williams	2	27	0	22
Troy Slusser	5	118	1	64
Matt Brooks	1	13	0	13
Dwayne Haley	1	14	0	14
Dave Murphy	1	20	0	20
Totals	10	192	1	64

Punting	No.	Yds	Avg	Long	In20	TB
Alan Kaniper	3	109	36.3	38		
Totals	3	109	36.3	38		

All Returns						
No	Yds	Punts	Kickoffs	Intercepts	Lg	Yds
Troy Slusser	1	3				
Kevin Marshall			1	17		
Les Williams			1	19		
Dwayne Haley			1	16		
Totals	1	3	4	70		

Arkansas-Monticello (Leaders only)

Rushing	No	Gain	Loss	Net	TD	Lg	Avg
Rochelle	23	159	-20	139	3	63	6.1
Totals	58	322	-24	298	3	63	5.1

Passing	Att-Cmp-Int	Yds	TD	Long	Sack
Rochelle	9-3-0	38	0	23	
Totals	10-4-0	27	0	23	

Receiving	No.	Yds	TD	Long
Pearson	1	23	0	23
Totals	4	27	0	23

Punting	No.	Yds	Avg	Long	In20	TB
Pearson	5	166	33.2	43		
Totals	5	166	33.2	43		

Game Summary

The Ichabods jumped out to an early 7-0 lead 45 seconds into the game as Barry Griffiths hit Troy Slusser for a 64 yard touchdown pass. The Boll Weevils of Arkansas-Monticello came right back as UAM's Rochelle rushed for the first of his three touchdowns on the afternoon on a 63-yard run. He would finish with 139 yards rushing while passing for 38 more. Dave Ruder kicked field goals of 22- and 36- yards in the game to close out the Washburn scoring. Slusser finished the afternoon with five receptions for 118 yards and one touchdown. Les Williams had 107 yards on the ground on 27 carries and Griffiths passed for 192 yards completing 10 of 28 passes with four interceptions and one touchdown pass. Wade Dennis and Troy Drenth each led the Ichabod defense with 13 tackles.

2004 Mineral Water Bowl

Excelsior Springs, Mo. • Dec. 4, 2004
Washburn 36, Northern State 33

Team Stats	NSU	WU
First Downs	28	30
Rushes-Yards (NET)	19-52	47-143
Passing-Yards (NET)	422	400
Passes Att-Cmp-Int	51-33-3	38-23-0
Total Offense-Yards	70-474	85-543
Fumble Returns-Yards	0-0	0-0
Punt Returns-Yards	0-0	2-35
Kickoff Returns-Yards	6-93	3-20
Int. Returns-Yards	0-0	3-34
Punts (Number-Avg)	5-33.2	7-34.0
Fumbles-Lost	3-0	2-1
Penalties-Yards	8-54	12-105
Possession Time	23:03	36:57
3rd Down Conversions	3 of 12	13 of 20
4th Down Conversions	1 of 1	0 of 0
Red-Zone Offense Scores	3-4	5-6



Score by Quarters

Northern State (N.D.)	0	3	14	16	-	33
Washburn	7	13	0	16	-	36

Scoring Summary

1st Quarter

08:28 WU - Sissom, Sam 11 yd pass from Schuerman, Tyler (Sabel, Connor kick), 5-46
20:7, NSU 0 - WU 7

2nd Quarter

14:06 NSU - Aerial, Clinton 25 yd field goal, 10-72 3:21, NSU 3 - WU 7

11:38 WU - Odupitan, Mike 53 yd pass from Schuerman, Tyler (Sabel, Connor kick failed), 3-56 1:32, NSU 3 - WU 13

02:41 WU - Tetuan, Jarod 19 yd pass from Schuerman, Tyler (Azeltine, Adam kick), 11-80 4:59, NSU 3 - WU 20

3rd Quarter

13:47 NSU - Driscoll, Chuck 42 yd pass from Korrodi, Toby (Aerial, Clinton kick), 6-69 1:06, NSU 10 - WU 20

01:31 NSU - Jones, Rudy 2 yd run (Aerial, Clinton kick), 11-80 2:29, NSU 17 - WU 20

4th Quarter

12:40 WU - Hearn, Trent 1 yd run (Azeltine, Adam kick), 9-93 3:47, NSU 17 - WU 27

07:29 WU - Scott, Jeff 16 yd pass from Schuerman, Tyler (Azeltine, Adam kick failed), 9-95 3:44, NSU 17 - WU 33

02:45 NSU - Martin, Josh 8 yd pass from Korrodi, Toby (Korrodi, Toby rush), 9-76 1:54, NSU 25 - WU 33

01:41 NSU - Pinto, Matt 49 yd pass from Korrodi, Toby (Heitmann, Trav. pass from Korrodi, Toby), 3-71 0:35, NSU 33 - WU 33

00:00 WU - Sabel, Connor 32 yd field goal, 9-65 1:41, NSU 33 - WU 36

Washburn						
Rushing	No	Gain	Loss	Net	TD	Lg
Hearn, Trent	18	66	7	59	1	13
Schuerman, Tyler	8	46	0	46	0	13
Mosley, Ra'Shawn	12	42	12	30	0	13
Bland, Rawshawn	2	24	0	24	0	21
Odupitan, Mike	2	5	0	5	0	3
McCann, Chris	2	3	0	3	0	3
Patterson, A.J.	1	1	0	1	0	1
Lamb, Josh	1	0	4	-4	0	0
Ichabods	1	0	21	-21	0	-21
Totals	47	187	44	143	1	21

Passing	Att-Cmp-Int	Yds	TD	Long	Sack
Schuerman, Tyler	38-23-0	400	4	53	0
Totals	38-23-0	400	4	53	0

Receiving	No.	Yds	TD	Long
Sissom, Sam	11	216	1	43
Odupitan, Mike	8	119	1	53
Lehman, Cason	1	29	0	29
Tetuan, Jarod	1	19	1	19
Scott, Jeff	1	16	1	16
Patterson, A.J.	1	1	0	1
Totals	23	400	4	53

Punting	No.	Yds	Avg	Long	In20	TB
Massey, Curtis	7	238	34.0	40	0	0
Totals	7	238	34.0	40	0	0

All Returns						
No	Yds	Punts	Kickoffs	Intercepts	Lg	Yds
Sissom, Sam	2	35	23	0	0	0
Odupitan, Mike	0	0	0	3	20	10
Stuckey, Calvin	0	0	0	0	0	2
Gould, Grant	0	0	0	0	1	0
Totals	2	35	23	3	20	10

Northern State (Leaders)

Rushing	No	Gain	Loss	Net	TD	Lg	Avg
Jones, Rudy	14	71	4	67	1	14	4.8
Totals	19	75	23	52	1	14	2.7

Passing	Att-Cmp-Int	Yds	TD	Long	Sack
Korrodi, Toby	51-33-3	422	3	49	2
Totals	51-33-3	422	3	49	2

Receiving	No.	Yds	TD	Long
Pinto, Matt	6	119	1	49
Totals	33	422	3	49

Game Summary

The Washburn Ichabods won their first postseason game against collegiate competition since 1976 completing a stellar 8-4 season winning 36-33 over Northern State. After the Wolves scored 16 unanswered points in the fourth quarter to tie the score at 33, the Ichabods drove 65 yards in nine plays in 1:41 to set up Connor Sabel's game-winning field goal of 32 yards. Senior quarterback Tyler Schuerman completed 3-of-6 passes for 46 yards and scrambled for 13 more to set up the game-winning field goal. Schuerman tied a Mineral Water Bowl record with his four touchdown passes. Schuerman also finished with a career-high 400 yards passing completing 23 of 38 passes. Sam Sissom was named offensive MVP.

2005 NCAA 2nd Round

Topeka, Kan. • Nov. 19, 2005

#21 Northwest Missouri 42, #12 Washburn 32

Team Stats	NWMSU	WU
First Downs	18	20
Rushes-Yards (NET)	44-183	41-76
Passing-Yards (NET)	311	296
Passes Att-Comp-Int	27-17-0	29-16-1
Total Offense-Yards	71-494	70-372
Fumble Returns-Yards	0-0	0-0
Punt Returns-Yards	2-16	2-23
Kickoff Returns-Yards	5-88	2-26
Interception Returns-Yards	1-0	0-0
Punts (Number-Avg)	4-29.5	5-31.6
Fumbles-Lost	1-0	1-0
Penalties-Yards	7-54	4-34
Possession Time	31:34	28:26
3rd Down Conversions	9 of 16	5 of 14
4th Down Conversions	0 of 2	0 of 2
Red-Zone Scores-Chances	3-5	3-4

Score by Quarters

Northwest Missouri	21	14	7	0	-	42
Washburn	0	17	7	8	-	32

Scoring Summary

1st Quarter

NW 11:59 Rector,Andre 39 yd pass from Lamberson,Josh (Frevert,Tommy kick)

NW 08:07 Omon,Xavier 2 yd run (Frevert,Tommy kick)

NW 02:41 Meyerkorth,J 8 yd pass from Lamberson,Josh (Frevert,Tommy kick)

2nd Quarter

NW 12:35 Falkner,E.J. 74 yd pass from Lamberson,Josh (Frevert,Tommy kick)

NW 09:54 Gardiner,Aaron 45 yd pass from Brill,Jordan (Sabel,Connor kick)

NW 08:58 Omon,Xavier 70 yd run (Frevert,Tommy kick)

WU 04:51 Hearn,Trent 1 yd run (Sabel,Connor kick)

WU 00:16 Sabel,Connor 35 yd field goal

3rd Quarter

NW 11:03 Wright,Kendall 8 yd pass from

Lamberson,Josh (Frevert,Tommy kick)

WU 03:44 Odupitan,Mike 30 yd pass from Brill,Jordan (Sabel,Connor kick)

4th Quarter

WU 02:41 Odupitan,Mike 15 yd pass from Brill,Jordan (Lehman,Cason pass from Brill,Jordan)

Washburn										
Rushing	No	Gain	Loss	Net	TD	Lg	Avg			
Hearn,Trent	22	64	3	61	1	11	2.8			
Mosley,Ra'Shawn	11	47	6	41	0	10	3.7			
Walker,Brandon	1	7	0	7	0	7	7.0			
Odupitan,Mike	1	6	0	6	0	6	6.0			
Brill,Jordan	6	2	41	-39	0	2	-6.5			
Totals	41	126	50	76	1	11	1.9			
Passing	Att	Cmp	Int	Yds	TD	Long	Sack			
Brill,Jordan	29	16	1	296	3	45	5			
Totals	29	16	1	296	3	45	5			
Receiving	No.	Yds	TD	Long						
Odupitan,Mike	5	118	2	36						
Scott,Jeff	3	22	0	9						
Gardiner,Aaron	2	74	1	45						
Lebahn,Jake	2	44	0	31						
Lehman,Cason	2	27	0	16						
Bland,Rawshawn	2	11	0	12						
Totals	16	296	3	45						
Punting	No.	Yds	Avg	Long	In20	TB				
Massey,Curtis	5	158	31.6	45	0	0				
Totals	5	158	31.6	45	0	0				
Punts										
All Returns	No	Yds	Lg	No	Yds	Lg	No	Yds	Lg	
Tetuan,Jarod	1	2	2	0	0	0	0	0	0	0
Struckey,Calvin	0	0	0	1	8	8	0	0	0	0
Terrell,Fletcher	1	21	21	1	18	18	0	0	0	0
Totals	2	23	21	2	26	18	0	0	0	0

Northwest Missouri (Leaders)							
Rushing	No	Gain	Loss	Net	TD	Lg	Avg
Omon,Xavier	37	173	7	166	2	70	4.5
Totals	44	204	21	183	2	70	4.2
Passing	Att	Cmp	Int	Yds	TD	Long	Sack
Lamberson,Josh	26	17	0	311	4	74	1
Totals	27	17	0	311	4	74	1

Game Summary

The Washburn Ichabods season came to an end in the second round of the NCAA Playoffs with a 42-32 loss to Northwest Missouri. The Ichabods (9-3) were down early as the Bearcats scored touchdowns on their first four drives as they were shut out until the 9:54 mark of the second quarter as Jordan Brill hooked up with Aaron Gardiner for a 45-yard touchdown pass capping a 5-play, 68-yard drive cutting the Bearcat lead to 28-7. Washburn then came back with a 75-yard drive with Trent Hearn finishing the drive with a 1-yard touchdown run with 4:51 left in the second quarter. Brill was 16 of 29 for 296 yards and 3 TD's, hitting Odupitan for five receptions and 118 with the two TD's to the senior.

2007 NCAA 1st Round

Canyon, Texas • Nov. 17, 2007

#4 West Texas A&M 40, #25 Washburn 39

Team Stats	WU	WTAM
First Downs	18	28
Rushes-Yards (NET)	40-131	27-65
Passing-Yards (NET)	274	498
Passes Att-Comp-Int	32-14-0	58-38-2
Total Offense-Yards	72-405	85-563
Fumble Returns-Yards	0-0	0-0
Punt Returns-Yards	2-17	3-13
Kickoff Returns-Yards	5-69	6-168
Interception Returns-Yards	2-45	0-0
Punts (Number-Avg)	7-47.6	4-46.8
Fumbles-Lost	2-2	3-2
Penalties-Yards	14-101	16-144
Possession Time	30:27	29:33
3rd Down Conversions	5 of 17	4 of 15
4th Down Conversions	1 of 4	4 of 5
Red-Zone Scores-Chances	3-5	4-5
Sacks By: Number-Yards	2-13	3-27

Score by Quarters

Washburn	7	7	15	10	-	39
West Texas A&M	0	0	28	12	-	40

Scoring Summary

1st Quarter

WU 06:01 Butler,Eric 1 yd run Knight,Andrew kick

2nd Quarter

WU 00:09 Lebahn,Jake 19 yd pass from Brill,Jordan Knight,Andrew kick

3rd Quarter

WT 14:18 Jon Roberts 33 yd field goal

WU 11:31 Cole,Brad 26 yd pass from Brill,Jordan Knight,Andrew kick

WT 09:09 B.J. Vickers 30 yd pass from Keith Null Keith Null pass failed

WT 07:00 B.J. Vickers 79 yd pass from Keith Null Jon Roberts kick blocked

WU 03:23 Carl Johnson 10 yd pass from Keith Null Jon Roberts kick

WT 01:00 Anthony Clark 31 yd pass from Keith Null Jon Roberts kick blocked

4th Quarter

WU 11:07 Wilhoite,Michae 27 yd interception return

WT 07:41 B.J. Vickers 13 yd pass from Keith Null Keith Null pass intcpt

WU 03:56 O'Neal,Kyle 36 yd field goal

WT 02:27 Kolo Kapanui 3 yd pass from Keith Null Keith Null pass failed

Washburn									
Rushing	No	Gain	Loss	Net	TD	Lg	Avg		
Mosley,Ra'Shawn	21	98	9	89	1	30	4.2		
Walker,Brandon	14	78	10	68	0	39	4.9		
Butler,Eric	2	1	0	1	1	1	0.5		
Iverson,Jake	1	0	7	-7	0	0	-7.0		
Brill,Jordan	2	0	20	-20	0	0	-10.0		
Totals...	40	177	46	131	2	39	3.3		
Passing	Att	Cmp	Int	Yds	TD	Long	Sack		
Brill,Jordan	30	13	0	267	2	49	2		
Iverson,Jake	2	1	0	7	0	7	1		
Totals...	32	14	0	274	2	49	3		
Receiving	No.	Yds	TD	Long					
Lebahn,Jake	6	117	1	35					
Mosley,Ra'Shawn	2	59	0	49					
Cole,Brad	2	51	1	26					
Ramsey,Ben	1	30	0	30					
Powers,Drameago	1	8	0	8					
Walker,Brandon	1	7	0	7					
Lowe,Terrence	1	2	0	2					
Totals...	14	274	2	49					
Punting	No.	Yds	Avg	Long	In20	TB			
Boswell,Ben	7	333	47.6	53	4	1			
Totals...	7	333	47.6	53	4	1			
Punts									
All Returns	No	Yds	Lg	No	Yds	Lg	No	Yds	Lg
Lowe,Terrence	0	0	0	1	16	16	0	0	0
Wilhoite,Michae	0	0	0	0	0	0	1	27	27
Curran,Casey	2	17	17	0	0	0	0	0	0
Tetuan,Jarod	0	0	0	0	0	0	1	18	18
TEAM	0	0	0	1	0	0	0	0	0
Williams,Cary	0	0	0	2	49	29	0	0	0
Pfannenstiel,M.	0	0	0	1	4	4	0	0	0
Totals...	2	17	17	5	69	29	2	45	27

West Texas A&M (Leaders)							
Rushing	No	Gain	Loss	Net	TD	Lg	Avg
Wayne McKnight	7	48	0	48	0	11	6.9
Totals...	27	94	29	65	0	19	2.4
Passing	Att	Cmp	Int	Yds	TD	Long	Sack
Keith Null	58	38	2	498	6	79	2
Totals	58	38	2	498	6	79	2

Game Summary

CANYON, Texas -- The Washburn Ichabods had their season come to an end with a 40-39 loss to No. 4 ranked West Texas A&M. Jordan Brill hit Jake Lebahn from 19 yards out to give the Ichabods a 14-0 lead entering the halftime break. The teams combined for 43 points, the Buffaloes jumped on the board with a 33-yard field goal cutting the lead to 14-3. The Buffaloes drove 37 yards in four plays to take the lead for good at 40-39 with 2:27 to play. The Ichabods were unable to convert any first downs and West Texas took possession and ran out the clock. Mosley led the Ichabods with 89 yards on 21 carries and the one touchdown. Brill passed for 267 yards and Lebahn finished with 117 yards on six receptions.

2010 Kanza Bowl

Topeka, Kan. • Dec. 4, 2010

Washburn 45, #24 Midwestern 14

Team Stats	MSU	WU
First Downs	16	23
Rushes-Yards (NET)	46-196	32-159
Passing-Yards (NET)	50	361
Passes Att-Comp-Int	29-10-2	31-20-1
Total Offense-Yards	75-246	63-520
Fumble Returns-Yards	0-0	0-0

2011 NCAA 1st Round

Topeka, Kan. • Nov. 19, 2011

#15 Washburn 52, #11 Abilene Christian 49

Team Stats	ACU	WU
First Downs	29	26
Rushes-Yards (NET)	32-182	38-124
Passing-Yards (NET)	506	424
Passes Att-Comp-Int	49-29-3	39-23-0
Total Offense-Yards	81-688	77-548
Fumble Returns-Yards	0-0	0-0
Punt Returns-Yards	3-19	1-0
Kickoff Returns-Yards	8-111	6-146
Interception Returns-Yards	0-0	3-68
Punts (Number-Avg)	3-30.0	5-34.2
Fumbles-Lost	1-0	1-0
Penalties-Yards	3-23	2-15
Possession Time	29:03	30:57
Third-Down Conversions	7 of 15	9 of 15
Fourth-Down Conversions	2 of 3	0 of 0
Red-Zone Scores-Chances	3-3	6-6
Sacks By: Number-Yards	1-8	7-29



Score by Quarters

Abilene Christian	14	7	13	15	-	49
Washburn	14	24	7	7	-	52

Scoring Summary

1st Quarter

11:24 WU - Cooper,Justin 14 yd run (Linn,Jeremy kick)
08:57 ACU - Daryl Richardson 12 yd run (Morgan Lineberry kick)
06:39 WU - Cooper,Justin 12 yd run (Linn,Jeremy kick)
00:29 ACU - Mitchell Gale 3 yd run (Morgan Lineberry kick)

2nd Quarter

14:46 WU - Kobbeman,Matt 67 yd pass from Simoneau,Dane (Linn,Jeremy kick)
13:40 ACU - Demarcus Thompson 73 yd pass from Mitchell Gale (Morgan Lineberry kick)
09:04 WU - Linn,Jeremy 35 yd field goal
05:27 WU - Cooper,Justin 9 yd run (Linn,Jeremy kick)
01:07 WU - McPherson,Sean 4 yd run (Linn,Jeremy kick)

3rd Quarter

09:54 WU - Cooper,Justin 5 yd run (Linn,Jeremy kick)
05:31 ACU - Taylor Gabriel 71 yd pass from Mitchell Gale (Morgan Lineberry kick)
02:18 ACU - Taylor Gabriel 10 yd pass from Mitchell Gale (Morgan Lineberry kick failed)

4th Quarter

11:51 ACU - Daryl Richardson 34 yd pass from Mitchell Gale (Justin Andrews pass from Gale,M.)
04:10 WU - Garner,Ronnell 61 yd pass from Simoneau,Dane (Linn,Jeremy kick)
00:37 ACU - Charcandrick West 27 yd run (Morgan Lineberry kick)

Washburn										
Rushing	No	Gain	Loss	Net	TD	Lg	Avg			
Cooper,Justin	24	112	5	107	4	14	4.5			
McPherson,Sean	11	37	8	29	1	8	2.6			
TEAM	1	0	1	-1	0	0	-1.0			
Simoneau,Dane	2	0	11	-11	0	0	-5.5			
Totals...	38	149	25	124	5	14	3.3			

Passing	Att-Cmp-Int	Yds	TD	Long	Sack
Simoneau,Dane	23-39-0	424	2	67	1
Totals...	23-39-0	424	2	67	1

Receiving	No.	Yds	TD	Long
Kobbeman,Matt	6	131	1	67
Garner,Ronnell	4	95	1	61
Hurst,Tore	4	48	0	17
Beard,Dajuan	3	52	0	35
Cooper,Justin	2	49	0	28
Schoenberg,Greg	2	27	0	18
Mertz,Ryan	2	22	0	17
Totals...	23	424	2	67

Punting	No.	Yds	Avg	Long	In20	TB
Hummert,Aaron	2	85	42.5	49	0	0
Simoneau,Dane	3	86	28.7	40	2	0
Totals...	5	171	34.2	49	2	0

Punts										
All Returns	No	Yds	Lg	No	Yds	Lg	No	Yds	Lg	
Beard,Dajuan	0	0	0	0	0	0	0	0	0	43
Fancher,Mark	0	0	0	5	116	31	0	0	0	0
Williams,Willie	1	0	0	0	0	0	0	0	0	8
Oladope,Adebayo	0	0	0	0	0	0	0	0	0	0
Connors,Devon	0	0	0	1	30	30	0	0	0	0
Pfannenstiel,Marty	0	0	0	0	0	0	1	17	16	
Totals...	1	0	0	6	146	31	3	68	43	

Abilene Christian (Leaders)										
Rushing	No	Gain	Loss	Net	TD	Lg	Avg			
Daryl Richardson	16	132	0	132	1	14	8.2			
Totals...	32	211	29	182	3	27	5.7			

Passing	Att-Cmp-Int	Yds	TD	Long	Sack
Mitchell Gale	29-49-3	506	4	73	7
Totals...	29-49-3	506	4	73	7

Receiving	No.	Yds	TD	Long
Daryl Richardson	10	115	1	34
Totals...	29	506	4	73

Game Summary

TOPEKA, Kan. -- The No. 15 Washburn Ichabods won their school-record 10th win of the season winning their first playoff game in school history in a 52-49 win over No. 11 Abilene Christian in the opening round of the NCAA playoffs in Yager Stadium. Offensively the teams combined for 1,236 yards in total offense with ACU tallying 688 yards. Washburn had 26 first downs while the Wildcats had 29. Justin Cooper finished with 107 yards rushing and the four scores while Simoneau was 23 of 39 for 424 yards and two touchdowns Kobbeman finished with 131 yards receiving on six catches while Garner had 95 on four catches. Defensively, Jahmil Taylor and Pfannenstiel each had 12 tackles.

2011 NCAA 2nd Round

Pittsburg, Kan. • Nov. 26, 2011

#7 Pittsburg State 31, #15 Washburn 22

Team Stats	WU	PSU
First Downs	15	22
Rushes-Yards (NET)	23-22	54-206
Passing-Yards (NET)	216	202
Passes Att-Comp-Int	40-14-2	24-11-2
Total Offense-Yards	63-238	78-408
Fumble Returns-Yards	0-0	0-0
Punt Returns-Yards	0-0	1-13
Kickoff Returns-Yards	5-138	3-54
Interception Returns-Yards	2-67	2-3
Punts (Number-Avg)	6-38.2	5-35.4
Fumbles-Lost	1-0	1-0
Penalties-Yards	5-26	9-66
Possession Time	22:06	37:28
Third-Down Conversions	3 of 12	4 of 15
Fourth-Down Conversions	1 of 2	1 of 2
Red-Zone Scores-Chances	2-3	4-4
Sacks By: Number-Yards	1-2	1-6



Score by Quarters

Washburn	9	7	0	6	-	22
Pittsburg State	0	21	3	7	-	31

Scoring Summary

1st Quarter

14:16 WU - TEAM safety
10:32 WU - Kobbeman,Matt 17 yd pass from Simoneau,Dane (Linn,Jeremy kick)

2nd Quarter

10:41 PSU - Dixon,Mandel 1 yd run (McCoy,Chase kick)
07:58 WU - Atagi,Bryce 50 yd interception return (Linn,Jeremy kick)
04:27 PSU - Dixon,Mandel 2 yd run (McCoy,Chase kick)
02:13 PSU - Castaneda,A. 38 yd pass from Dickey,Zac (McCoy,Chase kick)

3rd Quarter

01:26 PSU - McCoy,Chase 21 yd field goal

4th Quarter

02:59 PSU - Spradling,Jason 16 yd run (McCoy,Chase kick)
00:26 WU - Hurst,Tore 17 yd pass from Simoneau,Dane (Linn,Jeremy kick failed)

Washburn										
Rushing	No	Gain	Loss	Net	TD	Lg	Avg			
Cooper,Justin	17	33	11	22	0	9	1.3			
McPherson,Sean	2	7	0	7	0	5	3.5			
Simoneau,Dane	4	2	9	-7	0	2	-1.8			
Totals...	23	42	20	22	0	9	1.0			

Passing	Att-Cmp-Int	Yds	TD	Long	Sack
Simoneau,Dane	14-40-2	216	2	32	1
Totals...	14-40-2	216	2	32	1

Receiving	No.	Yds	TD	Long
Hurst,Tore	4	69	1	28
Cooper,Justin	4	45	0	19
Garner,Ronnell	2	48	0	32
Kobbeman,Matt	2	25	1	17
Mertz,Ryan	1	17	0	17
Beard,Dajuan	1	12	0	12
Totals...	14	216	2	32

Punting	No.	Yds	Avg	Long	In20	TB
Schoenberg,Greg	1	51	51.0	51	0	1
Hummert,Aaron	3	86	28.7	33	0	0
Simoneau,Dane	2	92	46.0	48	1	1
Totals...	6	229	38.2	51	1	2

Punts										
All Returns	No	Yds	Lg	No	Yds	Lg	No	Yds	Lg	
Garner,Ronnell	0	0	0	1	1	1	0	0	0	0
Beard,Dajuan	0	0	0	1	19	19	0	0	0	0
Fancher,Mark	0	0	0	3	118	53	0	0	0	0
Atagi,Bryce	0	0	0	0	0	0	1	50	50	
Connors,Devon	0	0	0	0	0	0	1	17	17	
Totals...	0	0	0	5	138	53	2	67	50	

Pittsburg State (Leaders)										
Rushing	No	Gain	Loss	Net	TD	Lg	Avg			
Dickey,Zac	19	98	4	94	0	14	4.9			
Totals...	54	243	37	206	3	16	3.8			

Passing	Att-Cmp-Int	Yds	TD	Long	Sack
Dickey,Zac	11-24-2	202	1	55	1
Totals...	11-24-2	202	1	55	1

Receiving	No.	Yds	TD	Long
Brown,John	6	119	0	55
Castaneda,A.	2	48	1	38
Thomas,Jon	2	30	0	22
Combes,Conner	1	5	0	5
Totals...	11	202	1	55

Game Summary

PITTSBURG, Kan. -- The Washburn Ichabod football season came to an end with a 31-22 loss at No. 7 Pittsburg State in the second round of the playoffs. The Ichabods finished the season with a school-record 10 wins wrapping up the season 10-3.

Simoneau finished 14 of 40 with two touchdowns and 216 passing yards. Justin Cooper was limited to 22 yards on the ground on 17 carries while Hurst led the Ichabods with four catches for 69 yards and one score.


Jahmil Taylor and Casey Curran each had 17 tackles (11 assisted).

2016 Mineral Water Bowl

Excelsior Springs, Mo. • Dec. 3, 2016

Bemidji State 36, Washburn 23

Team Stats	BSU	WU
First Downs	23	21
Rushes-Yards (NET)	42-261	43-133
Passing-Yards (NET)	261	220
Passes Att-Comp-Int	33-16-2	39-18-4
Total Offense-Yards	75-522	82-353
Fumble Returns-Yards	0-0	1-28
Punt Returns-Yards	1-5	2-4
Kickoff Returns-Yards	4-102	6-102
Interception Returns-Yards	4-20	2-27
Punts (Number-Avg)	5-34.8	5-36.0
Fumbles-Lost	3-2	1-0
Penalties-Yards	6-60	14-145
Possession Time	27:32	32:28
Third-Down Conversions	6 of 14	6 of 16
Fourth-Down Conversions	2 of 2	1 of 2
Red-Zone Scores-Chances	3-4	4-4
Sacks By: Number-Yards	5-23	3-20



Score by Quarters

Bemidji State	0	13	14	9	-	36
Washburn	0	10	10	3	-	23

Scoring Summary

1st Quarter

09:41 WU - Chavis,Bryce 9 yd pass from McGinnis,Derek (Schmiedeler,Perry kick)

06:15 WU - Schmiedeler,Perry 25 yd field goal

2nd Quarter

12:36 BSU - Holder,Blake 55 yd pass from Hein, Jordan (Hoffer, Mason kick blocked)

00:29 BSU - Hein, Jordan 1 yd run (Hoffer, Mason kick)

3rd Quarter

11:47 WU - Schmiedeler,Perry 39 yd field goal

10:15 BSU - Lunde, Christian 23 yd pass from Hein, Jordan (Hoffer, Mason kick)

07:11 WU - Chavis,Bryce 9 yd pass from McGinnis,Derek (Schmiedeler,Perry kick)

06:56 BSU - Richard,Juwan 50 yd pass from Hein, Jordan (Hoffer, Mason kick)

4th Quarter

14:24 WU - Schmiedeler,Perry 40 yd field goal, 7-31 2:16, BSU 27 - WU 23

10:18 BSU - Petrich,Blake 3 yd pass from Hein, Jordan (Hoffer, Mason kick blocked)

05:19 BSU - Hoffer, Mason 22 yd field goal

Washburn										
Rushing	No	Gain	Loss	Net	TD	Lg	Avg			
Stewart,Mickel	11	64	6	58	0	24	5.3			

WASHBURN POSTSEASON RECORDS

Records do not include Aztec Bowl

Games – 10 (bowl games and postseason games included) • Record – 4-6

11/30/74 - Boot Hill Bowl - Dodge City, Kan. _____ WU 21, Millikin (Ill.) 7
11/20/76 - Boot Hill Bowl - Dodge City, Kan. _____ Benedictine 29, WU 14
12/6/86 - NAIA Quarters - Pittsburg, Kan. _____ Pittsburg State 58, WU 24
11/27/88 - NAIA Quarters - Monticello, Ark. _____ Ark.-Monticello 20, WU 13
12/20/86 - Aztec Bowl - Ex. - Mexico City, Mexico _____ WU 27, All-Stars 8
12/04/04 - Mineral Water Bowl - Excelsior Springs, Mo. _____ WU 36, Northern St. 33
11/19/05 - NCAA Second Round - Topeka, Kan. _____ Northwest Missouri 42, WU 32
11/17/07 - NCAA First Round - Canyon, Texas _____ West Texas A&M 40, WU 39
12/4/10 - Kanza Bowl - Topeka, Kan. _____ WU 45, Midwestern State 14
11/19/11 - NCAA First Round - Topeka, Kan. _____ WU 52, Abilene Christian 49
11/26/11 - NCAA Second Round - Pittsburg, Kan. _____ Pittsburg State 31, WU 22
12/03/17 - Mineral Water Bowl - Excelsior Springs, Mo. _____ Bemidji State 36, WU 23

BY WASHBURN

Most First Downs	30, vs Northern State, 12/4/04
Fewest First Downs	8, vs Benedictine, 11/20/76
Most Yards Rushing	193, vs Pittsburg State, 12/6/86
Fewest Yards Rushing	76, vs Northwest Missouri, 11/19/05
Most Carries	47, vs Northern State, 12/4/04
Fewest Carries	32, vs Pittsburg State, 12/6/86; vs Midwestern State, 12/4/10
Most Yards Passing	424, vs Abilene Christian, 11/19/11
Fewest Yards Passing	98, vs Benedictine, 11/20/76
Most Pass Attempts	39, vs Abilene Christian, 11/19/11; vs Bemidji State, 12/3/16
Fewest Pass Attempts	14, vs Benedictine, 11/20/76
Most Pass Competitions	23, vs Northern State, 12/4/04; vs Abilene Christian, 11/19/11
Fewest Passing Competitions	3, vs Benedictine, 11/20/76
Most Passes Intercepted	4, vs Ark-Monticello, 11/27/88 vs Bemidji State, 12/3/16
Most TD Passes	4, vs Northern State, 12/4/04
Most Offensive TD's	6, vs Midwestern State, 12/4/10; vs Abilene Christian, 11/19/11
Most Total Yards Offensive	548, vs Abilene Christian, 11/19/11
Fewest Total Yards Offensive	216, vs Millikin, 11/30/74
Most Total Offensive Plays	85, two times vs Northern State, 12/4/04; vs Millikin, 11/30/74
Fewest Total Offensive Plays	49, vs Benedictine, 11/20/76
Most Penalties	14, at West Texas A&M, 11/17/07; vs Bemidji State, 12/3/16
Most Penalty Yards	145, vs Bemidji State, 12/3/16
Fewest Penalties	2, vs Abilene Christian, 11/19/11
Fewest Penalty Yards	15, vs Abilene Christian, 11/19/11
Most Interceptions	3, vs Northern State, 12/4/04; vs Abilene Christian, 11/19/11
Fewest Interceptions	0, vs Northwest Missouri, 11/19/05
Most Points Scored	49, vs Abilene Christian, 11/19/11
Fewest Points Scored	13, vs Ark-Monticello, 11/27/88
Most Points Allowed	58, vs Pittsburg State, 12/6/86
Fewest Points Allowed	7, vs Millikin, 11/30/74

BY OPPONENTS

Most First Downs	29, by Abilene Christian, 11/19/11
Fewest First Downs	8, by Millikin, 11/30/74
Most Yards Rushing	298, vs Ark-Monticello, 11/27/88
Fewest Yards Rushing	52, by Northern State, 12/4/04
Most Carries	68, by Benedictine, 11/20/76
Fewest Carries	19, by Northern State, 12/4/04
Most Yards Passing	506, by Abilene Christian, 11/19/11
Fewest Yards Passing	50, by Midwestern State, 12/4/10
Most Pass Attempts	58, by West Texas A&M, 11/17/07
Fewest Pass Attempts	10, by Ark-Monticello, 11/27/88
Most Pass Competitions	38, by West Texas A&M, 11/17/07
Fewest Passing Competitions	4, two times, vs Ark-Monticello, 11/27/88; by Millikin, 11/30/74
Most Passes Intercepted	4, by Ark-Monticello, 11/27/88, by Millikin, 11/30/74
Most TD Passes	6, by West Texas A&M, 11/17/07
Most Offensive Touchdowns	8, by Pittsburg State, 12/6/86
Most Total Yards Offensive	688, by Abilene Christian, 11/19/11
Fewest Total Yards Offensive	183, by Millikin, 11/30/74
Most Total Offensive Plays	100, by Benedictine, 11/20/76
Fewest Total Offensive Plays	54, vs Millikin, 11/30/74

Most Penalties _____	19, by Pittsburg State, 12/6/86
Most Penalty Yards _____	177, by Pittsburg State, 12/6/86
Fewest Penalties _____	3, by Abilene Christian, 11/19/11
Fewest Penalty Yards _____	23, by Abilene Christian, 11/19/11
Most Interceptions _____	4, by Ark-Monticello, 11/27/88; vs Bemidji State, 12/3/16
Most Points Scored _____	58, by Pittsburg State, 12/6/86
Fewest Points Scored _____	7, by Millikin, 11/30/74
Most Points Allowed _____	52, by Abilene Christian, 11/19/11
Fewest Points Allowed _____	13, by Ark-Monticello, 11/27/88

WASHBURN INDIVIDUAL RECORDS

Most Carries _____ 27, Les Williams vs Ark-Monticello, 11/27/88
 Most Yards Gained Rushing _____ 118, Clarence Taylor vs Benedictine, 11/20/76
 Longest Run From Scrimmage _____ 57 yards, by Lorenza Rayford vs Pittsburg State, 12/6/86
 Most Pass Attempts _____ 40, Dane Simoneau, at Pittsburg State, 11/26/11
 Most Passes Completed _____ 23, Tyler Schuerman, vs Northern State, 12/4/04; Dane Simoneau, vs Abilene Christian, 11/19/11
 Most Passing Yards _____ 424, Dane Simoneau, vs Abilene Christian, 11/19/11
 Most Touchdown Passes _____ 4, by Tyler Schuerman, vs Northern State, 12/4/04
 Longest Pass Completion _____ 80 yards, by Mike Grogan vs Millikin, 11/30/74
 Most Pass Receptions _____ 11, by Sam Sissom, vs Northern State, 12/4/04
 Most Yards Receiving _____ 223, by Joe Hastings, vs Midwestern State, 12/4/10
 Most Punting Yards _____ 333, by Ben Boswell, at West Texas A&M, 11/17/07
 Most Punts _____ 7, two times
 Best Punting Average _____ 47.6, by Ben Boswell, at West Texas A&M, 11/17/07 (7 punts/333 yds)
 Longest Punt _____ 53, by Ben Boswell, at West Texas A&M, 11/17/07
 Most Tackles _____ 17, Casey Curran (6 solo/11 assisted), at Pittsburg State, 11/26/11; Jahmil Taylor (6 solo/11 assisted), at Pittsburg State, 11/26/11
 Most Sacks _____ 2.5, Jahmil Taylor, vs Abilene Christian, 11/19/11
 Most Pass Breakups _____ 3, Zach Franklin vs Bemidji State, 12/3/16
 Most Interceptions _____ 2, by Calvin Stuckey, vs Northern State, 12/4/04; by Zach Franklin vs Bemidji State, 12/3/16
 Longest Interception Return _____ 50 yards, by Bryce Atagi, vs Pittsburg State, 11/26/11
 Most Yards in Total Offense _____ 446, by Tyler Schuerman, vs Northern State, 12/4/04
 Most Total Offensive TDs _____ 4, (4 pass), by Tyler Schuerman, vs Northern State, 12/4/04; (4 rushing) by Justin Cooper, vs Abilene Christian, 11/19/11
 Most All Purpose Yards _____ 251, by Sam Sissom, vs Northern State, 12/4/04
 Longest Punt Return _____ 33 yards by Chris Bleue vs Pittsburg State, 12/6/86
 Most Punt Return Yards _____ 35, by Sam Sissom, vs Northern State, 12/4/04
 Longest Kickoff Return _____ 31, Mark Fancher, vs Abilene Christian, 11/19/11
 Most Kickoff Return Yards _____ 118, Mark Fancher, at Pittsburg State, 11/26/11
 Most Field Goals _____ 3, by Perry Schmiedeler vs Bemidji State, 12/3/16
 Longest Field Goal _____ 40 yards, Perry Schmiedeler vs Bemidji State, 12/3/16
 Longest Scoring Run _____ 57 yards, by Lorenza Rayford vs Pittsburg State, 12/6/86
 Longest Scoring Pass _____ 74 yards, by Joe Hastings, vs Midwestern State, 12/4/10
 Longest Scoring Interception Return _____ 50 yards, by Bryce Atagi, vs Pittsburg State, 11/26/11
 Most Points Scored _____ 24 (4 rushing touchdowns) by Justin Cooper, vs Abilene Christian, 11/19/11