

# WASHBURN 2012 ICHABOD FOOTBALL



12 Conference Titles • 77 All-Americans • 119 All-Conference Selections • 5 NFL Draft Picks • 19 Academic All-Americans

**GAME**  
**6**

## #20 WASHBURN AT LINCOLN

Oct. 6, 2012 • 2 p.m. • Jefferson City, Mo. • Dwight T. Reed Stadium (6,000)

Radio: KTPK 106.9 FM (countrylegends1069.com) • Live stats: [lubluetigers.com/custompages/2012 Football/LiveStats/xlive.htm](http://lubluetigers.com/custompages/2012 Football/LiveStats/xlive.htm)

AFCA <b>20</b>		D2fb.com <b>24</b>
<b>WASHBURN</b>		
Washburn (4-1, 4-1 MIAA)		
<b>ICHABODS</b>		
Last Game: beat Southwest Baptist 42-14 in Topeka on Sept. 29		
Head Coach Craig Schurig		
Career Record 76-45/11th year		
School Record same		
vs Lincoln 1-0		
Series WU leads 4-0		

**VS**

AFCA <b>NR</b>		D2fb.com <b>NR</b>
<b>LINCOLN</b>		
Lincoln (0-5, 0-5 MIAA)		
<b>BLUE TIGERS</b>		
Last Game: lost at Emporia State 37-26 on Sept. 29		
Head Coach Mike Jones		
Career Record 1-15/2nd season		
School Record same		
vs Washburn 0-1		

### KICKOFF

The No. 20 Washburn Ichabods will travel to Jefferson City, Mo., for the first time since Sept. 9, 2000 to face the Lincoln Blue Tigers. Washburn (4-1, 4-1 MIAA) is coming off a 42-14 win over Southwest Baptist while the Blue Tigers (0-5, 0-5 MIAA) dropped a 37-26 decision at Emporia State.

### GAME STORY LINES

- Washburn is 4-0 all-time against Lincoln.
- Washburn has outscored the Blue Tigers 169-67 in the four previous meetings.
- Washburn won the only meeting at Lincoln 63-21 on Sept. 9, 2000.

## 2012 WASHBURN FOOTBALL SCHEDULE NOTES

	Day, Date	Opponent	Time/Result	Series
	Thurs., Aug. 30	*Nebraska-Kearney	W 24-14	UNK leads 14-7
	<i>Washburn won third straight meeting in the series</i>			
	Sat., Sept. 8	*at Fort Hays State	W 45-20	WU leads 41-23-3
	<i>Ichabods scored the first 42 points of the game winning fourth-straight over Tigers</i>			
	Sat., Sept. 15	*Northeastern State	W 24-20	WU leads 2-1
	<i>Devon Connors has a blocked punt and return for 26-yd TD and INT to seal victory</i>			
	Sat., Sept. 22	*at Central Oklahoma	L 20-35	Series tied 1-1
	<i>Ichabods pile up 414 yards with 368 coming through the air</i>			
	Sat., Sept. 29	*Southwest Baptist	W 42-14	WU leads 15-5
	<i>WU holds SBU to 145 total yards including 17 yards in the second half</i>			
	Sat., Oct. 6	*at Lincoln	2 p.m.	WU leads 4-0
	<i>WU's first game in Jefferson City since a 63-21 win on 09/09/2000</i>			
	Sat., Oct. 13	*Truman	1 p.m.	TSU leads 18-11
	<i>Last game with TSU as MIAA foe, WU has won the last five games</i>			
	Sat., Oct. 20	*at Lindenwood	1:30 p.m.	First meeting
	<i>Lindenwood joins the MIAA for the 2012 season in all sports</i>			
	Sat., Oct. 27	*Northwest Missouri	1 p.m.	NWMSU leads 25-6
	<i>Last eight games has had average winning margin of 6.3 points</i>			
	Sat., Nov. 3	*at Missouri Western	1:30 p.m.	MWSU leads 21-17-2
	<i>WU has won four of the last six games</i>			
	Sat., Sept. 10	*Emporia State	1 p.m.	Series tied 51-51-6
	<i>WU has won the last eight games played in the series</i>			

### Game Center

Date/Time: Saturday, Oct. 6 at 2 p.m.  
Location: Jefferson City, Mo./Reed Stadium (6,000)  
Internet: through America One Network online  
Radio: KTPK 106.9 FM and online at [wusports.com](http://wusports.com)  
Series: WU leads all-time series 4-0  
Series Notes: Washburn has not played in Jefferson City since a 63-21 win on Sept. 9, 2000.

### Washburn Coaching Staff

#### On the Field

Craig Schurig	Head Coach
Brock Luke	Defensive Coordinator
Eric Eisenbarth	Offensive Line
Josh Osborn	Wide Receivers
Jeff Schwinn	Secondary
Corey Schultz	Tight Ends
Jeff Lyster	Defensive Line
Casey Curran	Defensive Backs
Brandon Walker	Running Backs
Greg Schoenberg	Fullbacks
T.D. Hicks	Volunteer Assistant
David Trupp	Strength and Conditioning

#### In the Press Box

Rob Robinson	Offensive Coordinator
Dane Simoneau	Quarterbacks
LaRon Moore	Defensive Backs
Frank Crossen	Free Safeties
Kaleb Koch	Defensive Line

### Washburn Sports Information

Sports Information Director	Gene Cassell
SID office phone	785-670-1791
SID E-Mail	<a href="mailto:gene.cassell@washburn.edu">gene.cassell@washburn.edu</a>
Cell phone	785-969-7577
Assistant SID	Jeremy Wangler
E-Mail	<a href="mailto:jeremy.wangler@washburn.edu">jeremy.wangler@washburn.edu</a>
Office phone	785-670-1948
Football SID	Cassell
SID fax	785-670-1091
Press Box phone	785-670-1563
SID mailing address	1700 College; Topeka, Kan. 66621
Overnight address	Petro Allied Health Center, Room 200; Topeka, KS 66621
Washburn Athletics Web Site	<a href="http://www.wusports.com">www.wusports.com</a>
Facebook	<a href="http://facebook.com/wusports">facebook.com/wusports</a>
Twitter	<a href="http://twitter.com/wusports">twitter.com/wusports</a>
YouTube	<a href="http://youtube.com/wusports">youtube.com/wusports</a>

### Weekly Press Conferences

The Washburn Ichabod football team will have weekly press conferences in the McPherson Booster Room inside the Petro Allied Health Center each Wednesday during the season beginning at noon. Interview lists are requested to the sports information office by noon on Monday prior to the press conference.

## UNIVERSITY INFORMATION

Name of School	Washburn University
City/Zip	Topeka, KS 66621
Founded	1865
Enrollment	7,200
Nickname	Ichabods
School Colors	Yale Blue and White
Stadium/Capacity	Yager Stadium at Moore Bowl / 7,200
Surface	Sportex Field
Affiliation	NCAA Division II
Conference	Mid-America Intercollegiate Athletics Association
President	Dr. Jerry Farley
Alma Mater, Yr.	Oklahoma '68
Athletics Director	Loren Ferre'
Alma Mater, Yr.	Texas Christian '71
Athletic Dept. Phone	785-670-1135
Ticket Office Phone	785-231-2637
Athletic Trainer	Steve Ice, ATC
Equipment Manager	Ron Wessel, CEM

## WASHBURN FOOTBALL HISTORY

First year of football	1890 (2012 is 122nd season)
Total games	1,012
Overall all-time record	514-551-44 (.480)
Number of years in national playoffs	7
Last postseason playoff opponent	Pittsburg State, lost 31-22 in 2011 NCAA Second Round Playoffs (11/26/11)
Last Non-playoff Postseason appearance	Midwestern State, won 45-14 in 2010 Kanza Bowl (12/4/11)
All-time MIAA record	88-119
All-time postseason record	4-6
All-time NCAA postseason record	1-3
Conference titles	12
1903, 1907, 1914, 1921, 1930, 1931, 1949, 1953, 1954, 1964, 1983, 2005	
MIAA titles	1 (2005)
Postseason playoff appearances	8 (1974, 1976, 1986, 1988, 2004, 2005, 2007, 2011)
Undefeated seasons	4 (1893, 1898, 1903, 1907)
9-win seasons	2 (2005, 2011)
10-win seasons	1 (2011)
Most consecutive wins	13, 1930-1931
Most consecutive games without a loss	15, 1902-1904
All-time points scored	18,184
All-time points allowed	19,640
First team all-conference players	119
First team all-MIAA players	37
All-American selections	77
NCAA All-American selections	53
NFL draft picks	5
Academic All-Americans	19

## SPORTS INFORMATION ON THE INTERNET

### WWW.WUSPORTS.COM

The official website of Washburn Athletics is where you can find everything relating to the Washburn football team. Schedules, results, rosters, bios, statistics and game notes can be found and are always up to date.



### FACEBOOK/WUSPORTS

Fans and media can stay up-to-date with releases and photo galleries on the official facebook fan page of the Ichabods and Lady Blues



### TWITTER.COM/WUSPORTS

Followers of the wusports twitter feed will have access to in-game updates of scores from games as well as breaking news and schedule updates as they happen



### YOUTUBE.COM/WUSPORTS

From the wusports youtube page, fans will have the opportunity to see highlights and postgame interviews from home games and a select number of road games

- With the win over Southwest Baptist, Washburn improved to 22-17 following a loss under head coach Craig Schurig and 8-2 following a loss since the 2009 season.
- Saturday's game will be the first game the Ichabods have played on natural grass since Aug. 29, 2009 in a 27-14 win over Colorado Mines prior to the Ordiggers putting in artificial turf the following year.

## COACHES

### Washburn head football coach Craig Schurig . . .

- Named head coach of the Ichabod football program Dec. 28, 2001.
- Is 76-45 (.602) in his 11th season as the Ichabod head coach.
- Is 59-35 (.600) against the MIAA.
- Has led the Ichabods to three NCAA Playoff appearances and two bowl appearance championships.
- Led the Ichabods to the 2005 MIAA regular season outright championship.
- Has recorded seven straight winning seasons for the first time in the program's history.
- Led the Ichabods to the program's first 10-win season and their first NCAA or NAIA playoff game victory in school history with a win over Abilene Christian on Nov. 19.
- Is Washburn's all-time winningest coach with 76 wins.
- Is 1-0 against Lincoln.

### Lincoln head coach Mike Jones . . .

- Is 1-15 as the Blue Tigers head coach.
- He spent the 2010 season as linebacker's coach at Southern University in Louisiana where the Jaguars went 2-9.
- Prior to joining Southern, he spent six years at Hazelwood East High School in St. Louis with the final two as head coach leading them to the 2008 state championship going 18-7 in two seasons.
- After playing running back at Missouri, Jones played 12 years in the NFL recording the game-clinching tackle in Super Bowl 34
- Is 0-1 against Washburn.

## ICHABOD NOTEBOOK

- Under head coach Craig Schurig, the Ichabods are 54-11 when leading at the end of the first quarter.
- Washburn is 53-12 when they score the first points of the ball game.
- The Ichabods are 27-17 in September action under head coach Craig Schurig.
- The Ichabods are 17 of 20 in the redzone this season scoring 14 touchdowns while kicking three field goals.

- Defensively the Ichabods are allowing opponents to score on 12 of 16 trips into the red-zone allowing nine touchdowns.
- Washburn had been above a 50 percent third down conversion rate in each game prior to the last three as the Ichabods have gone 7-19 against Northeastern, 7-18 against Central Oklahoma and a season-low 4 of 15 against Southwest Baptist.
- Washburn is 32-2 when they have over 200 yards rushing.
- Washburn is ranked 14th in the nation in pass efficiency defense.
- Washburn is 15th in the nation in net punting at 37.9 yards per attempt.
- The Ichabods are the No. 24-ranked team in the nation and first in the MIAA in pass defense allowing 170 yards a game.
- Washburn is tied for 27th in the nation in sacks allowed at 1.0 per game.
- Sophomore punter Aaron Hummert is 10th in the nation in punting averaging 44.1 yards per game.

## INDIVIDUAL NOTEBOOK

### Taylor Made

- Senior linebacker Jahmil Taylor is the most-experienced Ichabod returning.
- His streak of games started ended two weeks ago at Central Oklahoma with an ankle injury at 26 straight appearances. He has started 35 games while appearing in 41 overall.
- He has 276 career tackles which is eighth all-time at Washburn.
- Was a second team all-MIAA pick in 2011.
- He is the fourth-highest active player in NCAA Division II with the 276 career total tackles.
- He is also fourth in solo tackles (146) and 11th in assisted tackles (130).

### Atagivision

- Junior inside linebacker Bryce Atagi finished third last season with 101 tackles.
- He has started the last 18 consecutive games.
- A second team all-MIAA pick and third team all-region selection in 2011.
- He had a career-high 14 tackles against Southwest Baptist last time out.
- He forced his second career fumble against the Tigers recovering his third overall on the same play.
- He leads the team with 46 tackles with 18 solo stops and also has a team-high 6.5 tackles for loss.
- He needs three tackles to reach 200 for his career.

**By the Numbers**

	<b>WU</b>	<b>LU</b>
<b>SCORING</b>	155	97
Points Per Game	31.0	19.4
<b>FIRST DOWNS</b>	104	74
Rushing	41	30
Passing	52	32
Penalty	11	12
<b>RUSHING YARDAGE</b>	772	451
Yards gained rushing	855	620
Yards lost rushing	83	169
Rushing Attempts	199	158
Average Per Rush	3.9	2.9
Average Per Game	154.4	90.2
TDs Rushing	7	6
<b>PASSING YARDAGE</b>	1192	971
Comp-Att-Int	85-172-4	84-184-6
Average Per Pass	6.9	5.3
Average Per Catch	14.0	11.6
Average Per Game	238.4	194.2
TDs Passing	13	8
<b>TOTAL OFFENSE</b>	1964	1422
Total Plays	371	342
Average Per Play	5.3	4.2
Average Per Game	392.8	284.4
<b>KICK RETURNS: #-Yards</b>	17-361	35-712
<b>PUNT RETURNS: #-Yards</b>	18-152	8-64
<b>INT RETURNS: #-Yards</b>	6-27	5-73
<b>KICK RETURN AVERAGE</b>	21.2	20.3
<b>PUNT RETURN AVERAGE</b>	8.4	8.0
<b>INT RETURN AVERAGE</b>	4.5	14.6
<b>FUMBLES-LOST</b>	3-2	8-4
<b>PENALTIES-Yards</b>	39-356	43-332
Average Per Game	71.2	66.4
<b>PUNTS-Yards</b>	32-1371	43-1238
Average Per Punt	42.8	28.8
Net punt average	37.9	25.7
<b>TIME OF POSSESSION/Game</b>	31:39	27:05
<b>3RD-DOWN Conversions</b>	34/82	17/79
3rd-Down Pct	41%	22%
<b>4TH-DOWN Conversions</b>	3/10	5/12
4th-Down Pct	30%	42%
<b>SACKS BY-Yards</b>	12-80	5-29
<b>MISC YARDS</b>	0	51
<b>TOUCHDOWNS SCORED</b>	21	14
<b>FIELD GOALS-ATTEMPTS</b>	3-5	1-2
<b>ON-SIDE KICKS</b>	0-0	0-0
<b>RED-ZONE SCORES</b>	17-20 85%	9-13 69%
<b>RED-ZONE TOUCHDOWNS</b>	14-20 70%	8-13 62%
<b>PAT-ATTEMPTS</b>	20-21 95%	10-14 71%
<b>ATTENDANCE</b>	17505	1881
Games/Avg Per Game	3/5835	2/940
Neutral Site Games	0/0	

**Hey Steve**

- Senior offensive tackle Steve Dieckhaus has started the last 33 games at Washburn - currently the longest streak on the team.
- Has started two games at right guard, 13 at right tackle and 13 at left guard and five starts this season at left tackle.
- An honorable mention all-MIAA pick in 2011.

**Willie Will or Willie Won't**

- Junior linebacker Willie Williams is third-leading returning tackler with 83 in 2011.
- He led the team with six tackles against Fort Hays State putting him over the 100-mark in his career at Washburn.
- This season he is third on the team with 32 with 19 solo stops.

**Buhler . . . Buhler**

- Sophomore quarterback Mitch Buhler is the only signal caller returning from the 2011 season.
- He appeared in five games passing for 167 yards and one touchdown as a redshirt freshman.
- He passed for a career-high 368 yards in the loss at Central Oklahoma attempting a season-high 48 passing attempts completing a season-high 23.

**It Hursts So Good**

- Junior tight end Tore' Hurst has started the last 20 games.
- Last season he had 38 catches or 591 yards.
- He tied for second on the team with eight touchdown receptions in 2011.
- He leads the team in 2012 with 17 receptions

and recorded his first touchdown reception of the season against Northeastern State and caught two more against Southwest Baptist in the last game.

- He has 1,020 career receiving yards with 17 touchdowns and 70 career catches.
- His 17 receiving touchdowns is tied for sixth on the all-time Washburn chart.

**Washburn Walker**

- Senior defensive end Corey Walker has played in 31 games starting the last 17 games.
- He has played on both offensive and defensive lines.
- Had had eight tackles for loss last season.
- He is third on the team lead with 5.5 tackles for loss and his 3.5 sacks is tied for the team lead.

**What Can Brown Do for You**

- Wide receiver Tyrell Brown is averaging 6.9 yards a carry this season and has 17 carries for 90 yards including a 53-yard run against Fort Hays State.

**Something for a Fan to cheer about**


- Junior wide receiver Mark Fancher leads the Ichabods in all purpose yards with 455 averaging 91 yards a game.
- He is fifth on the team in receiving with six catches for 97 yards and two touchdowns.

**The Hay song**

- Junior running back Hayden Groves is tied for the team lead with three touchdowns and has a team-high 22.1 yards per catch out of the backfield.
- He also leads the team with 256 rushing

**Ichabods in the National Football League (as of Oct. 1)**

**Cary Williams, DB**  
**Baltimore Ravens (active roster)**



**Michael Wilhoite, LB**  
**San Francisco 49ers (practice squad)**



**The Ichabods when ...**

	<b>in 2012</b>	<b>under HCCS*</b>
Following a loss	1-0	22-17
At home	3-0	40-19
On the road	1-1	33-26
Against MIAA opponents	4-1	60-35
Against non-conference opponents	0-0	16-9
On natural grass	0-0	21-16
On artificial turf	4-1	54-29
In day games	0-1	57-33
In home day games	1-0	28-14
In road day games	0-1	25-22
In night games	3-0	16-8
In August	1-0	5-2
In September	3-1	27-17
In October	0-0	29-16
In November	0-0	13-10
In December	0-0	2-0
Leading after 1st quarter	1-0	54-11
Leading after 2nd quarter	4-1	61-10
Leading after 3rd quarter	4-0	69-5
Tied after 1st quarter	2-1	15-10
Tied after 2nd quarter	0-0	6-3
Tied after 3rd quarter	0-0	3-2
Trailing after 1st quarter	1-0	7-21
Trailing after 2nd quarter	0-0	9-33
Trailing after 3rd quarter	0-1	3-36
In overtime	0-0	2-4
WU scores first	2-0	53-12
Opponent scores first	2-1	23-33
WU has the first possession	2-1	50-27
Opponent has the first possession	2-0	26-18
WU scores 0-10 points	0-0	0-4
WU scores 11-20 points	0-1	4-14
WU scores 21-30 points	2-0	20-19
WU scores 31-40 points	0-0	24-6
WU scores 41-50 points	2-0	16-2
WU scores 50-plus points	0-0	11-0
Opponent scores 0-10 points	0-0	20-1
Opponent scores 11-20 points	3-0	22-3
Opponent scores 21-30 points	1-0	23-9
Opponent scores 31-40 points	0-1	9-15
Opponent scores 41-50 points	0-0	2-13
Opponent scores 50-plus points	0-0	0-4
WU has over 200 yards rushing	2-0	32-2
WU has less than 200 yards rushing	2-1	44-43
Opponent has over 200 yards rushing	1-0	9-21
Opponent has less than 200 yards rushing	3-1	67-24
WU has over 200 yards passing	2-1	49-27
WU has less than 200 yards passing	2-0	27-18
Opponent has over 200 yards passing	1-1	39-32
Opponent has less than 200 yards passing	3-0	37-13
WU gains 0-100 net yards	0-0	0-0
WU gains 101-200 net yards	0-0	0-4
WU gains 201-300 net yards	2-0	11-10
WU gains 301-400 net yards	0-0	16-17
WU gains 401-500 net yards	1-1	30-13
WU gains 501-plus net yards	1-0	19-1
Opponent gains 0-100 net yards	0-0	0-0
Opponent gains 101-200 net yards	1-0	8-2
Opponent gains 201-300 net yards	1-0	18-2
Opponent gains 301-400 net yards	1-1	31-9
Opponent gains 401-500 net yards	1-0	15-21
Opponent gains 501-plus net yards	0-0	3-11
WU commits 0-5 penalties	1-0	14-14
WU commits 6-10 penalties	2-1	48-24
WU commits 11-plus penalties	1-0	14-7
Opponent commits 0-5 penalties	2-1	32-14
Opponent commits 6-10 penalties	2-0	35-23
Opponent commits 11-plus penalties	0-0	9-8
WU leads in time of possession	3-1	34-14
WU trails in time of possession	1-0	42-31

\*under head coach Craig Schurig since the 2002 season

yards and three touchdowns on the ground.

**Mac Daddy**

• Junior Ryan Macken has started the last two games at linebacker and is second on the team with 32 tackles including a team-high 21 solo tackles.

**Obi-wan Kobbeman**

• Junior wide receiver is second on the team with 15 catches for a team-high 223 receiving yards leading the squad with a 44.6 yards per game average.

**True Freshmen In Uniform**

• Jordan Hart and Cody Heiman each saw action as true freshman in the opening game against UNK and FHSU. Hart had two catches for 29 yards against Northeastern State.

**ABOUT LINCOLN**

- The Blue Tigers are 0-5 overall and in MIAA play this season.
- The Blue Tigers are averaging 284 yards a game while allowing 425 yards per contest.
- Through the air, Lincoln is averaging 194 yards a game with eight touchdown passes and on the ground the Blue Tigers are averaging 90.2 yards a game.
- Lincoln has been outscored 87 to 17 in the first quarter and 81 to 40 in the second quarter.
- Donald Malone is averaging 30.8 yards per game to lead Lincoln.
- Jacob Morris is 46 of 107 with five interceptions and four touchdowns averaging 98 yards a game passing.
- Maurice Woodard has 21 catches and four touchdowns averaging 64.8 yards a game receiving.
- O'Hara Fluellen leads the team with 32 tackles including 27 solo stops.

**SERIES HISTORY WITH LINCOLN**

Series Record: WU leads 4-0  
 Streaks: Washburn has won the last four  
 First Meeting: WU 9-0 (9/30/1989) in Topeka  
 Last Meeting: WU 66-26 (9/10/2011) in Topeka  
 Last WU win: 66-26 (9/10/2011) in Topeka  
 Last LU win: n/a  
 Largest WU win: 63-21 (9/9/01) in Jefferson City  
 Largest LU win: n/a

**SERIES HISTORY:**

3-0-0 (Topeka) • 1-0-0 (Jefferson City, Mo.)

Date	W	L	T
10/07/1989	H	W	9-0
09/09/2000	A	W	63-21
09/08/2001	H	W	31-20
09/08/2011	H	W	66-26

**LAST MEETING WITH LINCOLN (9/8/2011)**

TOPEKA, Kan. -- The No. 15-ranked Washburn Ichabods scored on their first play from scrimmage and never looked back as they set multiple first half scoring records in a 66-26 win over Lincoln in their season opener. Justin Cooper scored on Washburn's first play rushing over the left side for a 66-yard run scamper putting WU on the board 16 seconds in the game. After taking over, on the fourth down play, the Blue Tigers had a bad snap on the punt holding Josh Blanton short of the first down marker giving the Ichabods possession at the Lincoln 27. Three plays later Cooper ran for his second touchdown from 3-yards out putting the Ichabods up 14-0 with 12:25 to go in the first quarter. On the ensuing kickoff by the Ichabods, the Blue Tigers' Nick Daniels fumbled and Washburn took over at the Lincoln 34 setting up a 1-play, 34-yard drive with Sean McPherson adding to the Washburn lead putting the Ichabods up 21-0 with 12:11 to play in the opening quarter. The Blue Tigers took over and four plays into their drive, Deon Brock fumbled a pass reception and Willie Williams caused the fumble and Devon Connors recovered at the Blue Tiger 19 yard line. McPherson picked up his second touchdown run of the night on a 24-yard carry stretching the Ichabod lead to 28-0, only 4:33 into the game. After holding the Blue Tigers to a three-and-out, Washburn's Dane Simoneau hit Ronnell Garner on a 10-yard touchdown pass with 6:41 remaining in the first quarter. The Blue Tigers next drive resulted in a pickoff by Washburn's Adebayo Oladapo on the first play of the drive. Washburn took over at the Lincoln 18 and McPherson rushed for his second scoring run from 23 yards out putting Washburn up 42-0 with 6:26 to play in the opening quarter. Washburn wrapped up the scoring in the first half on a 3-yard dive by Greg Schoenberg capping a 9-play drive putting Washburn up 49-0. The 49 points set an Ichabod record for the most points scored in a single quarter topping the 37 Washburn scored against New Mexico Highlands when they scored 37. Lincoln scored their first points of the game on a Deon Brock 7-yard run with 13:07 to

play in the first half. The two-point conversion failed.

The Ichabods added to their lead when Cooper rushed for his third score of the day - this time on a 41-yard run with freshman quarterback Mitch Buhler calling the plays as Simoneau came out of the game at the 13:02 mark of the second quarter. After

the teams traded drives, Washburn's Justin Salum put the Ichabods up 63-6 with 6:03 to play in the first half. The Ichabods held the Blue Tigers without a first down and Jeremy Linn connected on a 38-yard field goal with 2:13 to play in the half putting Washburn up 66-6 wrapping up the scoring for the Ichabods in the game. Washburn set a school record for most points in a single half topping the 61 they scored against New Mexico Highlands in 2009.

In the second half, the Blue Tigers outscored the Ichabods 20-0 as the Blue Tigers' Brock scored three touchdowns in the second half.

Cooper had 12 carries for 158 yards and three touchdowns averaging 13.2 yards per run. McPherson averaged 18.3 yards per carry on six carries with 110 and the three scores. Salum had 14 carries for 88 yards and one touchdown.

Simoneau finished the game 6 of 8 for 80 yards and one touchdown playing into the Ichabods first drive of the second quarter. Buhler finished 6 of 12 for 47 yards. Garner and Tore' Hurst each had two catches for 30 yards.

Brock led the Blue Tigers with 190 yards rushing on 30 carries and four touchdowns. Robert Redmond was 17 of 37 for 120 yards with two interceptions. Chris Willis had eight catches for 60 yards.

Defensively, Michael Hollins had 11 tackles with two tackles for loss and Marty Pfannenstiel had eight tackles with one for loss and his third interception of the season to lead the Ichabods.

Devin Mack had eight tackles along with Herman Hopson to lead Lincoln.

Washburn finished 465 yards of total offense with 286 coming in the first quarter.

**LAST TIME OUT FOR LINCOLN (9/29/12)**

EMPORIA, Kan. - Quarterback Lewis Larson connected with Maurice Woodard for a pair of touchdowns and Morris Henderson ran in two more scores, but the Lincoln football team fell at Emporia State, 37-26, on Saturday (Sept. 29). The Blue Tigers gave up just two touchdowns against the Hornets, but Emporia State broke an MIAA record by making seven field goals to secure the win.

Trailing 37-13, Lincoln mounted a late fourth quarter comeback, scoring two touchdowns in the span of 1:14. On third and five from the Lincoln 47, Larson threw a 30-yard dart to Woodard, who outran the ESU defensive backfield for a 53-yard touchdown reception.

An illegal block penalty on the ensuing kick return pinned Emporia State deep on its own side of the field, and the LU defense forced a three-and-out to get the ball back. An 18-yard reception by Woodard and an 11-yard designed keeper by Larson set up Henderson for a five-yard touchdown run, his second score of the afternoon.

The extra point was no good, leaving LU in an 11-point deficit. Following another three-and-out by the Lincoln defense, the Blue Tigers got the ball back with 59 seconds remaining in the game. The offense was unable to move the ball past the Emporia State 48, however, resulting in the final score of 37-26.

Emporia State built its lead largely on a strong 17-point first quarter, in which the Hornets scored on one-yard and 16-yard rushes by Derwin Hall and a field goal by Derek Jonas. It was the first of two field goals by Jonas. Eli Kuhns later made four field goals and Zane Guadagnolo made another, giving ESU seven field goals in total. That broke the MIAA record of six in a game previously set by Central Missouri against Southeast Missouri State on Nov. 2, 1985.

The Blue Tigers got on the scoreboard in the second quarter thanks in part to a special teams miscue by Emporia State. After the LU defense forced a three and out deep in ESU territory, Emporia State's punter, Jonas, shanked a kick out of his own end zone. The 15-yard punt gave Lincoln great field position, with the Blue Tigers taking over on the ESU 20 yard line. Two plays later, Larson found Woodard down the middle for an 18-yard touchdown pass. The extra point was blocked, making the score 20-6.

ESU responded to the Lincoln score with a long kickoff return, leading to the first of Kuhns' field goals. The Blue Tigers were forced to punt out of their own end zone on the next drive, and the Hornets blocked the kick for a safety. That gave ESU the ball back, and the Hornets drove for another Kuhns field goal to enter halftime with a 28-6 lead.

The second half began well for the Blue Tigers. Lincoln received the ball and took over on its own 12 yard line, but on the first play of the half Donald Malone found an opening and raced for 33 yards. Two plays later Malone moved Lincoln into ESU territory with a 14-yard run. The Hornet defense held tough

**CAREER GAMES STARTED**

Player	'09	'10	'11	'12	Strk	TOT
Jahmil Taylor, Sr., LB	9	9	13	3	0	35
Steve Dieckhaus, Sr., OL	3	12	13	5	33	33
Tore Hurst, Jr., TE	--	2	13	5	20	20
Bryce Atagi, Jr., LB	--	2	13	5	20	20
Dajuan Beard, Jr., WR	--	5	13	--	18	18
Kyle Duncan, Jr., OL	--	0	13	5	18	18
Darion Hillman, Jr., OL	--	0	13	5	18	18
Aaron Hummert, So., P	--	--	13	5	18	18
Jayveri Kelly, Sr., DT	--	--	13	5	18	18
Jeremy Linn, Sr., PK	--	--	13	5	18	18
Devon Connors, Jr., DB	0	--	13	5	18	18
Willie Williams, Sr, LB	--	0	12	5	17	17
Corey Walker, Sr., DE	--	--	12	5	17	17
Cameron Jackson, Sr., DE	--	11	1	--	0	12
Calvin Kenney, So., FS	--	--	8	5	13	13
Ryan Mertz, Sr., TE	11	--	0	--	0	11
Matt Kobbeman, Jr., WR	--	0	3	5	6	8
Jake Cervantes, Jr., DT	--	0	1	5	5	6
Dylan Ready, So., OL	--	--	1	5	5	6
Tyler Ewy, So., DT	--	--	2	--	0	2
Mitch Buhler, So., QB	--	--	0	5	5	5
Donnie Lockhart, RS-Fr., RB	--	--	--	5	5	5
Alec Steuber, RS-Fr., FB	--	--	--	5	5	5
Mark Fancher, Jr., WR	--	--	0	5	5	5
Adebayo Oladapo, Jr., DE	--	0	0	5	5	5
Jaime Myers, RS-Fr., LB	--	--	--	5	5	5
T.J. Shine, Sr., DB	--	--	--	5	5	5
Cameron Brown, RS-Fr., OL	--	--	--	4	4	4
Ryan Macken, Jr., LB	--	--	1	2	2	3
Michael Lisher, So., OL	--	--	0	1	0	1


**CAREER GAMES PLAYED**

Player	'09	'10	'11	'12	TOT	
Steve Dieckhaus, Sr., OL	10	12	13	5	40	
Jahmil Taylor, Sr., LB	2(08)	11	12	13	3	31
Payton Iverson, Sr., LB		2	11	13	5	31
Corey Walker, Sr., DE	3(08)	10	--	12	5	31
Bryce Atagi, Jr., LB	--	--	12	13	5	30
Willie Williams, Sr, LB	--	11	13	5	29	
Tore Hurst, Jr., TE	--	11	13	5	29	
Ryan Mertz, Sr., TE	11	--	13	5	29	
Dajuan Beard, Jr., WR	--	10	13	--	23	
Jake Cervantes, Jr., DT	--	11	10	5	26	
Mark Fancher, Jr., WR	--	8	13	5	26	
Kyle Duncan, Jr., OL	--	7	13	5	25	
Jon Clark, Sr., FS	8	4	8	2	22	
Devon Connors, Jr., DB	5	0	13	5	23	
Darion Hillman, Jr., OL	--	5	13	5	23	
Adebayo Oladapo, Jr., DE	--	4	13	5	22	
Matt Kobbeman, Jr., WR	--	4	13	5	22	
Patrick Jean, Sr., DB	--	12	1	5	18	
Jeremy Linn, Sr., PK	--	--	13	5	18	
Aaron Hummert, So., P	--	--	13	5	18	
Jayveri Kelly, Sr., DT	--	--	13	5	18	
Ryan Macken, Jr., LB	--	2	11	5	18	
Calvin Kenney, So., FS	--	--	13	5	18	
Bryan Dale, So., DT	--	--	12	5	17	
Cameron Jackson, Sr., DE	--	12	2	--	14	
Sean McPherson, So., RB	--	--	13	--	13	
Dwayne Joseph, So., DB	--	--	9	5	14	
Mark Kolmer, So., LB	--	--	12	--	12	
Schulyer Jackson, So., WR	--	--	10	4	14	
Dylan Ready, So., OL	--	--	10	5	15	
Steven Dudley, Sr., DB	2	2	6	1	11	
Tyler Ewy, So., DT	--	--	7	5	12	
Travis Stanley, Jr., FB	--	4	6	--	10	
Justin Salum, Sr., WR	--	--	8	2	10	
Mike Farmer, Jr., OL	0	0	6	5	10	
Mitch Buhler, So., QB	--	--	5	5	10	
Alex Dowty, So., DE	--	--	5	5	10	
Michael Lisher, So., OL	--	--	3	4	7	
Tyrell Brown, So., WR	--	--	1	5	6	
Connor Crimmins, RSFR, WR	--	--	1	5	6	
Ben Mueller, RSSO, TE	--	--	1	4	5	
Hayden Groves, Jr., RB	--	--	--	5	5	
Jason Seibel, So., FS	--	--	--	5	5	
Kameron Stewart, RS-Fr., RB	--	--	--	5	5	
Shay Wooten, RS-Fr., DB	--	--	--	5	5	
DeAnthony Rimmer, RS-Fr., FS	--	--	--	5	5	
John Clay, RS-Fr., OL	--	--	--	5	5	
Brad Gourley, So., WR	--	--	--	5	5	
Jordan Hart, Fr., WR	--	--	--	5	5	
Adam Luthi, RS-Fr., TE	--	--	--	5	5	
Arlan Waller, Jr., DB	--	--	--	4	4	
Lionel Cobb, RS-Fr., LB	--	--	--	4	4	
Jordan Nelson, RS-Fr., DB	--	--	--	3	3	
Joel Piper, So., QB	--	--	--	3	3	
Kyle Brunson, So., RB	--	--	--	2	2	
Cody Heiman, Fr., LB	--	--	--	2	2	
Randy Luedke, RS-Fr., LB	--	--	--	1	1	

**Last meeting with Lincoln**

Sept. 8, 2011 • Yager Stadium • Att: 6,216

 <b>Lincoln</b>	<b>26</b>
 <b>#15 Washburn</b>	<b>66</b>



TOPEKA, Kan. -- The No. 15-ranked Washburn Ichabods scored on their first play from scrimmage and never looked back as they set multiple first half scoring records in a 66-26 win over Lincoln in their season opener. Justin Cooper scored on Washburn's first play rushing over the left side for a 66-yard run putting WU on the board 16 seconds in the game. After taking over, on the fourth down play, the Blue Tigers had a bad snap on the punt holding Josh Blanton short of the first down marker giving the Ichabods possession at the Lincoln 27. Three plays later Cooper ran for his second touchdown from 3-yards out putting the Ichabods up 14-0 with 12:25 to go in the first quarter. Washburn wrapped up the scoring in the first quarter on a 3-yard dive by Greg Schoenberg capping a nine-play drive putting Washburn up 49-0. The 49 points set an Ichabod record for the most points scored in a single quarter, topping the 37 Washburn scored against New Mexico Highlands when they scored 37. The Ichabods added to their lead when Cooper rushed for his third score of the day - this time on a 41-yard run with freshman quarterback Mitch Buhler calling the plays as Simoneau came out of the game at the 13:02 mark of the second quarter. Washburn finished 465 yards of total offense with 286 coming in the first quarter.

**Score by Quarters**

<b>Lincoln</b>	<b>0</b>	<b>6</b>	<b>6</b>	<b>14</b>	<b>- 26</b>	<b>Record: (1-1, 0-1)</b>
<b>#15 Washburn</b>	<b>49</b>	<b>17</b>	<b>0</b>	<b>0</b>	<b>- 66</b>	<b>Record: (2-0, 1-0)</b>

**Scoring Summary**

**1st Quarter**

14:44	WU	Cooper,Justin	66 yd run (Linn,Jeremy kick)
12:25	WU	Cooper,Justin	3 yd run (Linn,Jeremy kick)
12:11	WU	McPherson,Sean	34 yd run (Linn,Jeremy kick)
10:27	WU	McPherson,Sean	24 yd run (Linn,Jeremy kick)
06:41	WU	Garner,Ronnell	10 yd pass from Simoneau,Dane (Linn,Jeremy kick)
06:17	WU	McPherson,Sean	23 yd run (Linn,Jeremy kick)
00:38	WU	Schoenberg,Greg	3 yd run (Linn,Jeremy kick)

**2nd Quarter**

13:07	LU	Brock,Deon	7 yd run (Redmond,Robert rush failed)
11:23	WU	Cooper,Justin	41 yd run (Linn,Jeremy kick)
06:03	WU	Salum,Justin	5 yd run (Linn,Jeremy kick)
02:13	WU	Linn,Jeremy	38 yd field goal

**3rd Quarter**

09:23	LU	Brock,Deon	28 yd run (Redmond,Robert pass failed)
-------	----	------------	--

**4th Quarter**

09:59	LU	Brock,Deon	2 yd run (Frison,Cecil pass from Smith,Demarcus)
01:01	LU	Brock,Deon	54 yd run (Smith,Demarcus rush failed)

**Individual Stats**

RUSHING: Lincoln-Brock,Deon 30-190; Redmond,Robert 14-30; Smith,Demarcus 2-21; Simeon,AJ 2-5; Clutts,Anthony 1-minus 9; Blanton,Josh 1-minus 9. Washburn-Cooper,Justin 12-158; McPherson,Sean 6-110; Salum,Justin 14-88; Simoneau,Dane 1-8; Schoenberg,Greg 1-3; TEAM 2-minus 2; Gilmer,Alex 1-minus 11; Buhler,Mitch 6-minus 16.

PASSING: Lincoln-Redmond,Robert 17-37-2-120; mith,Demarcus 1-4-0-10. Washburn-Buhler,Mitch 6-12-0-47; Simoneau,Dane 6-8-0-80; Gilmer,Alex 0-1-0-0.

RECEIVING: Lincoln-Willis,Chris 8-60; Gregory,Corderious 4-42; Brock,Deon 4-11; Frison,Cecil 2-17. Washburn-Hurst,Tore 2-30; Garner,Ronnell 2-30; Schoenberg,Greg 2-23; Kobbeman,Matt 1-17; Iverson,Payton 1-15; Mertz,Ryan 1-4; Fancher,Mark 1-4; Lichter,Andrew 1-2; Farmer,Mike 1-2.

INTERCEPTIONS: Lincoln-None. Washburn-Oladapo,Adebayo 1-17; Pfannenstiel,Marty 1-0.

<b>Team Stats</b>	<b>LU</b>	<b>WU</b>
FIRST DOWNS	25	25
RUSHES-YARDS (NET)	50-228	43-338
PASSING YDS (NET)	130	127
Passes Att-Comp-Int.	41-18-2	21-12-0
TOTAL OFFENSE PLAYS-YARDS	91-358	64-465
Fumble Returns-Yards	0-0	0-0
Punt Returns-Yards	0-0	2-1
Kickoff Returns-Yards	9-150	5-53
Interception Returns-Yards	0-0	2-17
Punts (Number-Avg)	4-34.2	4-38.8
Fumbles-Lost	4-3	4-1
Penalties-Yards	6-54	11-84
Possession Time	33:25	26:35
Third-Down Conversions	9 of 19	4 of 11
Fourth-Down Conversions	1 of 5	0 of 1
Red-Zone Scores-Chances	2-3	4-4
Sacks By: Number-Yards	2-17	1-10

after that, however, and Lincoln only gained one more yard before being forced to punt.

Emporia State drove down and kicked its fifth field goal of the game. On the ensuing kickoff, O'Hara Fluellen caught the ball, found a crease and started a footrace down the sideline, eventually stepping out on the ESU five-yard line. Two plays later, Henderson plowed through a group of defenders into the endzone, cutting the Hornet lead to 31-13.

Larson finished his day with 157 passing yards and two touchdowns. He also gained 43 yards rushing on 11 carries. Malone was the game's leading rusher, gaining 83 net yards on eight carries, while Henderson had 25 yards and two scores on eight touches.

Woodard secured his second-straight 100-yard receiving day, finishing the game with six receptions for 108 yards and two touchdowns. Last week, Woodard caught three passes for 151 yards and a score in a loss at Pittsburg State. Fluellen also had 108 yards on two kick returns, while Byron Williams added 79 more yards on six kick returns.

Defensively, Fluellen led Lincoln with 13 tackles, including 12 unassisted, and added three pass break-ups. Johnny Beutelus added 10 tackles, including eight solo and two for loss. Khalif Stanten and James Jackson each added sacks while Lincoln as a team finished with nine tackles for a combined loss of 21 yards. Jon Manning helped the field position cause with seven punts for 211 yards, an average of 30.1 yards per kick, including a long of 43. On three of those punts, Manning pinned the Hornets inside their own 20.

Hall was the Hornets' leading rusher, gaining 60 net yards and both of ESU's touchdowns. Quarterback Tyler Eckenrode threw for 197 yards and ran for 52 more while Shjuan Richardson was the Hornets' leading receiver with seven catches for 66 yards. Jordan Sanders had nine tackles while Kadeem Satchell had seven.

The Hornets outgained the Blue Tigers in total yardage, 419-339, and won the time of possession battle by holding the ball for 33:33 compared to 26:27 for Lincoln. The Hornets passed for 239 yards compared to 166 for Lincoln, but the rushing totals were much closer, with ESU holding a slight 180-173 edge. Lincoln entered the game with the second-best turnover margin in the league, but lost that battle on Saturday, yielding two interceptions while the Hornets were turnover-free.

With the win, the Hornets improved to 5-0 on the season 5-0 in the MIAA. Lincoln fell to 0-5 on the year and 0-5 in conference play.

**LAST TIME OUT FOR WASHBURN (9/29/12)**

TOPEKA, Kan. -- The Washburn Ichabods held Southwest Baptist to 145 total yards including just 17 yards in the second half in a 42-14 win over the Bearcats. Washburn returns to action at Lincoln on Oct. 6 in Jefferson City. In the second frame, the Bearcats ran 20 plays for -10 yards while gaining 27 yards on 12 plays in the fourth quarter.

Washburn (4-1, 4-1 MIAA) scored first after the teams traded punts to start the game. Mitch Buhler hit Tore' Hurst on a 13-yard passing play to put the Ichabods on the board with 10:18 to play in the first quarter. The Bearcats (1-4, 1-4 MIAA) took advantage of an Ichabod turnover on a punt return and set up shop on the Ichabod 22. Five plays later Southwest Baptist's Dan Connors connected with Just Duhaney for a 9-yard touchdown pass knotting the score with 6:13 to play in the first.

Washburn took the lead for good with a Hayden Groves 3-yard run with 13:39 to play in the first half as he wrapped up a 9-play, 58-yard drive putting the Ichabods in front 14-7. Washburn extended its lead on their next possession when Joel Piper hit Hurst on an 8-yard touchdown pass with 9:45 to play in the half.

After a three-and-out by the Bearcats, Piper hit a streaking Jordan Hart down the sideline for a 47-yard touchdown connection stretching the Ichabod lead to 28-7 midway through the first half as the Ichabods took a

three touchdown lead into the break.

Neither team scored in the third quarter as both team struggled offensively. The Ichabods held SBU to the -10 yards of offense while the Ichabods had 22 plays for 50 yards going a combined 0 for 7 on third and fourth down conversion opportunities.

After a tipped punt from the SBU end zone, Washburn took over at their own 15 and Kameron Stewart had four straight carries finishing it off with a 2-yard run putting Washburn up 35-7 with 12:51 to play in the game.

SBU came back with a scoring drive on its next possession to score on an MJ Swortwood rush cutting the Ichabod lead to 35-14 with 10:21 to play.

After more punts, Washburn regained possession and Piper hit Connor Crimmins on a 19-yard touchdown pass with 1:35 remaining to put the Ichabods up 42-14 to finish off the scoring as the Ichabods picked up their sixth-straight win over SBU.

Stewart became the first Ichabod to go over the 100-yard mark in a game this season rushing for 104 yards on 20 carries and the lone score. At quarterback, Piper was 7 of 12 for 128 yards and three touchdown passes. Hurst led the Ichabods with four catches for 37 yards and two scores.

#### **WASHBURN FOOTBALL HISTORY**

Washburn is 514-551-44 (.482) in the 122nd year of Ichabod football.

#### **A WIN FOR WASHBURN OVER LINCOLN WOULD . . .**

- lift the Ichabods to 515-551-44 in its football history.
- make the Ichabods 5-0 all-time against Lincoln.
- improve the Ichabods to 2-0 in games played in Jefferson City.
- be the fifth-straight win against the Bearcats.

#### **A LOSS FOR WASHBURN TO LINCOLN WOULD . . .**

- drop the Ichabods to 514-552-44 in its football history.
- snap a four-game winning streak over Lincoln.
- drop the Ichabods to 4-1 all-time against the Blue Tigers.

#### **SOUTHWEST BAPTIST LEFTOVERS . . . THE WIN . . .**

- lifted the Ichabods to 514-551-44 in its football history.
- made the Ichabods 15-5 all-time against Southwest Baptist.
- improved the Ichabods 8-2 in games played in Topeka.
- was the sixth-straight win against the Bearcats.
- was the Ichabods first win over Southwest Baptist since a Nov. 10, 2007 victory in the last meeting between the two schools.

#### **BOD BULLETS**

- Washburn is now 7-11-1 all-time on Sept. 29.
- Washburn is 7-9 in games played on Oct. 6
- The Ichabods are now 3-0 as the No. 20-ranked team in the country in the AFCA Top 25 coaches poll after the win over Southwest Baptist.
- Jake Cervantes' two tackles for loss against Southwest Baptist was a career-high.
- Connor Crimmins grabbed his first career touchdown against Southwest Baptist.
- Alex Dowty had a career-high six tackles against SBU including highs of 1.5 sacks and 2.5 tackles for loss against the Bearcats.
- Tyler Ewy had a career-high four tackles against SBU including a sack.
- Aaron Hummert's seven punts were the most he has attempted in a game at Washburn as were his 333 total punting yards.

#### **ICHABODS IN THE NATIONAL POLLS**

The Washburn Ichabods remained at No. 20 in the latest AFCA top 25 coaches poll which was released today. The Ichabods have been ranked in the top 25 in the last 18 polls and have received votes in 44 of the last 45 coaches polls.

#### **UP NEXT**

Washburn returns home to face Truman State on Oct. 13 in the last match up between the two schools as MIAA opponents as the Bulldogs are leaving the conference at the end of the 2012-13 school year to join the Great Lakes Conference.

## FOLLOWING THE 2012 OPPONENTS

### Washburn (4-1, 4-1 MIAA)

Aug. 30	Nebraska-Kearney	W 24-14
Sept. 8	at Fort Hays State	W 45-20
Sept. 15	Northeastern State	W 24-20
Sept. 22	at Central Oklahoma	L 20-35
Sept. 29	Southwest Baptist	W 42-14
Oct. 6	at Lincoln	2 p.m.
Oct. 13	Truman	1 p.m.
Oct. 20	at Lindenwood	1:30 p.m.
Oct. 27	Northwest Missouri	1 p.m.
Nov. 3	at Missouri Western	1:30 p.m.
Nov. 10	Emporia State	1 p.m.

### Northeastern State (0-5, 0-5 MIAA)

Aug. 30	#1 Pittsburg State	L 20-41
Sept. 8	at Missouri Southern	L 21-27
Sept. 15	at #9 Washburn	L 20-24
Sept. 22	Emporia State	L 20-30
Sept. 29	at #11 Northwest Missouri	L 6-66
Oct. 6	#5 Missouri Western	2 p.m.
Oct. 20	Central Missouri	2 p.m.
Oct. 27	at Southwest Baptist	1 p.m.
Nov. 3	Lincoln	2 p.m.
Nov. 10	at Central Oklahoma	1 p.m.

### Lincoln (0-5, 0-5 MIAA)

Sept. 1	Lindenwood	L 28-49
Sept. 8	at Truman	L 12-42
Sept. 15	Missouri Southern	L 14-21
Sept. 22	at #1 Pittsburg State	L 17-59
Sept. 29	at Emporia State	L 26-37
Oct. 6	#20 Washburn	2 p.m.
Oct. 13	Nebraska-Kearney	2 p.m.
Oct. 20	Fort Hays State	7 p.m.
Oct. 27	Central Oklahoma	2 p.m.
Nov. 3	at Northeastern State	2 p.m.
Nov. 10	at Southwest Baptist	1 p.m.

### Northwest Missouri (4-1, 3-1 MIAA)

Aug. 30	East Central	W 33-3
Sept. 8	at Central Missouri	L 21-31
Sept. 15	Fort Hays State	W 48-10
Sept. 22	at Nebraska-Kearney	W 37-13
Sept. 29	Northeastern State	W 66-6
Oct. 6	at Central Oklahoma	1 p.m.
Oct. 13	vs. Pittsburg State	2 p.m.
Oct. 20	at Missouri Southern	2 p.m.
Oct. 27	at Washburn	1 p.m.
Nov. 3	Emporia State	2 p.m.
Nov. 10	Missouri Western	1 p.m.

### Nebraska-Kearney (0-5, 0-5 MIAA)

Aug. 30	at #20 Washburn	L 14-24
Sept. 8	Emporia State	L 35-58
Sept. 15	at #8 Missouri Western	L 14-38
Sept. 22	#12 Northwest Missouri	L 13-37
Sept. 29	at Lindenwood	L 28-49
Oct. 6	Truman	2:30 p.m.
Oct. 13	at Lincoln	2 p.m.
Oct. 20	Southwest Baptist	1:30 p.m.
Oct. 27	at Central Missouri	1:30 p.m.
Nov. 3	at South Dakota Mines	3 p.m.
Nov. 10	Fort Hays State	2 p.m.

### Central Oklahoma (1-4, 1-4 MIAA)

Aug. 30	Missouri Southern	L 20-25
Sept. 8	at #1 Pittsburg State	L 19-35
Sept. 15	at Emporia State	L 14-42
Sept. 22	#9 Washburn	W 35-20
Sept. 29	at #7 Missouri Western	L 23-45
Oct. 6	#8 Northwest Missouri	1 p.m.
Oct. 13	at Central Missouri	1:30 p.m.
Oct. 27	at Lincoln University	2 p.m.
Nov. 3	Southwest Baptist	1 p.m.
Nov. 10	Northeastern State	1 p.m.

### Truman (3-2, 2-2 MIAA)

Aug. 30	at Southwest Baptist	W 24-14
Sept. 8	Lincoln	W 42-12
Sept. 15	Northwestern Oklahoma	W 63-21
Sept. 20	at Central Missouri	L 17-38
Sept. 29	Fort Hays State	L 23-37
Oct. 6	at Nebraska-Kearney	2:30 p.m.
Oct. 13	at Washburn	1 p.m.
Oct. 20	Emporia State	2 p.m.
Oct. 27	Pittsburg State	1 p.m.
Nov. 3	at Missouri Southern	3 p.m.
Nov. 10	Lindenwood	1 p.m.

### Missouri Western (5-0, 5-0 MIAA)

Aug. 30	Central Missouri	W 38-26
Sept. 8	William Jewell	W 56-0
Sept. 15	Nebraska-Kearney	W 38-14
Sept. 22	at Fort Hays State	W 21-3
Sept. 29	Central Oklahoma	W 45-23
Oct. 6	at Northeastern State	2 p.m.
Oct. 13	Missouri Southern	1:30 p.m.
Oct. 20	at Pittsburg State	2 p.m.
Oct. 27	at Emporia State	1 p.m.
Nov. 3	Washburn	1:30 p.m.
Nov. 10	at Northwest Missouri	1 p.m.

### Fort Hays State (1-4, 1-4 MIAA)

Aug. 30	at Emporia State	L 18-41
Sept. 8	#15 Washburn	L 20-45
Sept. 15	at #13 Northwest Missouri	L 10-48
Sept. 22	#7 Missouri Western	L 3-21
Sept. 29	at Truman	W 37-23
Oct. 6	Lindenwood	7 p.m.
Oct. 13	at Southwest Baptist	2:30 p.m.
Oct. 20	Lincoln	2:30 p.m.
Oct. 27	at South Dakota Mines	1 p.m.
Nov. 3	Central Missouri	2 p.m.
Nov. 10	at Nebraska-Kearney	2 p.m.

### Southwest Baptist (1-4, 1-4 MIAA)

Aug. 30	Truman	L 14-24
Sept. 8	at Lindenwood	L 14-32
Sept. 15	#1 Pittsburg State	L 9-52
Sept. 22	at Missouri Southern	W 16-13
Sept. 29	at #20 Washburn	L 14-42
Oct. 6	#25 Emporia State	2 p.m.
Oct. 13	Fort Hays State	2:37 p.m.
Oct. 20	at Nebraska-Kearney	1:30 p.m.
Oct. 27	Northeastern State	1 p.m.
Nov. 3	at Central Oklahoma	1 p.m.
Nov. 10	Lincoln	1 p.m.

### Lindenwood (4-1, 3-1 MIAA)

Sept. 1	at Lincoln	W 49-28
Sept. 8	Southwest Baptist	W 35-14
Sept. 15	Central Missouri	L 28-35
Sept. 21	Glenville State	W 28-24
Sept. 29	Nebraska-Kearney	W 49-28
Oct. 6	at Fort Hays State	7 p.m.
Oct. 13	at Emporia State	2 p.m.
Oct. 20	Washburn (HC)	1:30 p.m.
Oct. 27	Missouri Southern	2:37 p.m.
Nov. 3	at Pittsburg State	2 p.m.
Nov. 10	Truman	1 p.m.

### Emporia State (5-0, 5-0 MIAA)

Aug. 30	Fort Hays State	W 41-18
Sept. 8	at Nebraska-Kearney	W 59-35
Sept. 15	Central Oklahoma	W 42-14
Sept. 22	at Northeastern State	W 30-20
Sept. 29	Lincoln	W 37-26
Oct. 6	at Southwest Baptist	1 p.m.
Oct. 13	Lindenwood	2 p.m.
Oct. 20	at Truman	2 p.m.
Oct. 27	Missouri Western	1 p.m.
Nov. 3	at Northwest Missouri	2 p.m.
Nov. 10	at Washburn	1 p.m.

## THE MIAA

### 2012 MIAA Standings

	Conf	Pct.	Overall	Pct.	Streak
Emporia State	5-0	1.000	5-0	1.000	W5
Missouri Western	4-0	1.000	5-0	1.000	W5
Pittsburg State	4-0	1.000	4-0	1.000	W4
Central Missouri	4-1	0.800	4-1	0.800	W4
Washburn	4-1	0.800	4-1	0.800	W1
Lindenwood	3-1	0.750	4-1	0.800	W2
Northwest Missouri	3-1	0.750	4-1	0.800	W3
Missouri Southern	3-2	0.600	3-2	0.600	L2
Truman	2-2	0.500	3-2	0.600	L2
Central Oklahoma	1-4	0.200	1-4	0.200	L1
Fort Hays State	1-4	0.200	1-4	0.200	W1
Southwest Baptist	1-4	0.200	1-4	0.200	L1
Lincoln	0-5	0.000	0-5	0.000	L5
Nebraska Kearney	0-5	0.000	0-5	0.000	L5
Northeastern State	0-5	0.000	0-5	0.000	L5

### In the MIAA This Week

#### Saturday, October 6

*NWMSU at UCO	1 p.m.
S.D. Mines at MSSU	2 p.m.
*ESU at SBU	2 p.m.
*UCM at PSU	2 p.m.
*MWSU at NSU	2 p.m.
*WU at LU	2 p.m.
*TSU at UNK	2:30 p.m.
*LWU at FHSU	7 p.m.

### Last week in the MIAA

#### Saturday, Sept. 29

* Southwest Baptist	14	Washburn	42
* Fort Hays State	37	Truman	23
* Lincoln	26	Emporia State	37
* Nebraska Kearney	28	Lindenwood	49
* Missouri Southern	10	Central Missouri	35
* Northeastern State	6	Northwest Missouri	66
* Central Oklahoma	23	Missouri Western	45

# Head Coach Craig Schurig

Eleventh Season at Washburn • 76-45 overall



## The Schurig File

### PERSONAL

**Year at Washburn:** Eleventh  
**Birthdate:** March 2, 1965  
**Family:** Wife - Louisa  
**Children:** Samantha, Mitchell and Michael

### EDUCATION

**College:** Colorado Mines, 1987  
**Degree:** Petroleum Engineering  
**College:** Pittsburg State, 1996  
**Degree:** MA, Physical Education

### PLAYING EXPERIENCE

Colorado Mines, defensive back, 1983-86

### COACHING EXPERIENCE

1992 Colorado Mines  
 Volunteer assistant, running backs  
 1993-95 Pittsburg State  
 Graduate assistant, tight ends  
 1996-2001 Pittsburg State  
 Assistant, defensive backs, punt team  
 2002-12 Washburn  
 Head coach, quarterbacks

In ten seasons as the Ichabods' head coach, Craig Schurig has built one of the most respected programs in the MIAA with three NCAA playoff appearances and the 2005 MIAA title coming on the heel of a 2007, 2009 and 2011 runner-up finish in the conference race. He has completed a 76-45 record at Washburn. The 75 wins are on top of the all-time wins chart at Washburn.

Through his first ten seasons, in addition to three NCAA playoffs and a conference title, Schurig has led the Washburn football program to the 2004 Mineral Water Bowl Championship and the 2010 Kanza Bowl Championship.

In 2011, the Ichabods reached their third NCAA playoff campaign in school history going 10-3 setting a school-record for the most wins in a season. Washburn also recorded its first victory in school history during the playoffs with a 52-49 win over Abilene Christian.

As quarterbacks coach, he helped Dane Simoneau throw for more than 4,000 yards setting a school record and a national finalist award for the Harlon Hill Trophy as the best player in NCAA Division II, the first national finalist in Washburn history. Simoneau would go on to be a five-time consensus All-American at quarterback as well as the MIAA's Offensive Player of the Year, the first Ichabod to win the award.

The 2010 season saw the Ichabods go 8-4 with the Kanza Bowl appearance in front of a Topeka crowd topping a No. 24-ranked Midwestern State team.

During the 2009 campaign, Schurig led the Ichabods to their sixth straight winning season, something which had not been done in the program's history, finishing with an 8-3 overall record and a second place MIAA finish with a 6-3 mark.

In 2008, the season was the fifth-straight winning campaign for the Ichabods and the first five-year run of winning seasons since the 1903-07 seasons.

In 2007, the Ichabods made their second NCAA playoff appearance with an 8-4 overall record and a 7-2 MIAA mark placing second in the conference.

Following the 2006 season, the Ichabods recorded a 7-4 record securing their third straight winning season for the first time since the 1986 to 1988 campaigns.

Schurig earned the 2005 MIAA's Coach of the Year for his efforts leading the Ichabods that season in which Washburn won its first conference championship since the 1983 season. He was also named the AFCA's Region 3 Coach of the Year. Washburn finished the 2005 season with a school-record nine wins and a 7-1 mark in conference play.

The 2004 season saw the Ichabods record their first winning season since 1999 and their first postseason win since 1986 with a 36-33 win over Northern State in the Mineral Water Bowl.

In his ten seasons at Washburn, the Ichabods have had 18 different players earn 51 different All-American accolades, two MIAA Most Valuable Defensive

Players, a MIAA Offensive Player of the Year, four MIAA Freshman of the Year awards and 123 players receive all-MIAA honors. He has been equally on task with players in the classroom with 171 Ichabods named to the MIAA Commissioner's Academic Honor Roll, including three Academic All-Americans.

While under Schurig, the Ichabod football program has also seen sweeping changes in facilities with the improvements to Yager Stadium including a new artificial turf and equipment upgrades in the weight room. In the summer of 2009, the Ichabods moved into a renovated football locker room and a state-of-the-art strength and conditioning center in a renovated Whiting Fieldhouse as part of a \$7 million project.

Schurig was named the Ichabod head coach on Dec. 28, 2001 after coaching for nearly a decade in a winning program. Schurig has brought the knowledge of success, a winning attitude and a new intensity to the Ichabod football program.

Prior to joining Washburn, Schurig spent nine seasons on the Pittsburg State coaching staff, where he was a part of an NCAA national finalist squad in 1995, four MIAA championship teams and eight NCAA Division II playoff teams. He helped guide one of the top defenses in Division II, including the top-ranked defensive squad in 1999.

Prior to working with the defensive backs, he worked three seasons with the Gorillas' tight ends. Before arriving at Pittsburg State, Schurig spent the 1992 season as a volunteer assistant coach at his alma mater, Colorado School of Mines before joining the Gorillas in 1993.

Schurig, a Willingboro, N.J., native, was a four-year letterman as a defensive back at Colorado Mines and was selected team captain as a senior. He earned second-team all-Rocky Mountain Athletic Conference honors as a senior. He graduated in 1987 with a bachelor's degree in petroleum engineering.

Schurig earned a master's degree in physical education at Pittsburg State in 1996. Craig and his wife, Louisa, have a daughter, Samantha, and two sons, Mitchell and Michael.

## Schurig by the Numbers

<b>76-45</b>	Overall
<b>64-21</b>	vs unranked teams
<b>11-25</b>	vs top 25 AFCA
<b>3-15</b>	vs top 10 AFCA
<b>59-35</b>	MIAA regular season
<b>32-14</b>	MIAA home games
<b>28-21</b>	MIAA road games
<b>40-19</b>	All home games
<b>34-26</b>	All road games
<b>2-0</b>	Neutral site games
<b>2-0</b>	Bowl games
<b>171</b>	MIAA Academic Honor Roll Members
<b>123</b>	All-MIAA Honorees
<b>51</b>	Total All-American Awards
<b>18</b>	Different Ichabod All-Americans
<b>8</b>	Consecutive Winning Seasons
<b>5</b>	Former Ichabods who have been in NFL training camps
<b>4</b>	MIAA Freshmen of the Year
<b>3</b>	NCAA Appearances
<b>3</b>	Academic All-Americans
<b>2</b>	MIAA Defensive Players of the Year
<b>2</b>	NFL Draft Picks
<b>2</b>	MIAA Offensive Player of the Year
<b>1</b>	MIAA Championship
<b>1</b>	MIAA Special Teams Player of the Year

## Schurig by Year Results

	2002	2003	2004	2005	2006	2007	2008	2009	2010	2011	2012	Totals
Overall	3-8	5-6	8-4	9-3	7-4	8-4	6-5	8-3	8-4	10-3	4-1	76-45
vs unranked teams	2-5	5-3	8-2	6-2	5-2	7-1	6-2	7-2	7-0	8-1	3-1	64-21
vs top 25 AFCA	1-4	0-3	0-2	3-1	2-2	1-3	0-3	1-1	1-4	2-2	0-0	11-25
vs top 10 AFCA	0-2	0-1	0-2	2-0	0-1	0-3	0-1	0-1	0-2	1-2	0-0	3-15
MIAA regular season	3-6	3-6	6-3	7-1	6-3	7-2	4-5	6-3	6-3	7-2	4-1	59-35
MIAA home games	1-3	2-3	3-1	4-0	3-1	4-1	2-2	5-0	2-2	3-1	3-0	32-14
MIAA road games	2-3	1-3	3-2	3-1	3-2	3-1	2-3	1-3	5-1	4-1	1-1	28-21
All home games	1-4	3-3	4-2	5-1	4-1	4-2	3-2	6-0	2-3	5-1	3-0	40-19
All road games	2-4	2-3	3-2	4-2	3-3	4-2	3-3	2-3	5-1	5-2	1-1	34-26
Neutral site games	0-0	0-0	1-0	0-0	0-0	0-0	0-0	0-0	1-0	0-0	0-0	2-0
Bowl games	0-0	0-0	1-0	0-0	0-0	0-0	0-0	0-0	1-0	0-0	0-0	2-0
NCAA Postseason	0-0	0-0	0-0	0-1	0-0	0-1	0-0	0-0	0-0	1-1	0-0	1-3

## Schurig's Career Coaching Record

Year	School	Overall			MIAA			Finish	Highlights
		W	L	Pct.	W	L	Pct.		
2002	Washburn	3	8	.272	3	6	.333	6th	Snapped 11-game losing streak to Emporia State
2003	Washburn	5	6	.454	3	6	.333	6th	Beat FHSU in 1st game in renovated Yager Stadium
2004	Washburn	8	4	.667	6	3	.667	3rd	Mineral Water Bowl Champions
2005	Washburn	9	3	.750	7	1	.875	1st	MIAA Champs/NCAA Second Round Playoffs
2006	Washburn	7	4	.636	6	3	.667	4th	Third straight winning season
2007	Washburn	8	4	.750	7	2	.778	2nd	Second NCAA Playoff appearance
2008	Washburn	6	5	.545	4	5	.444	6th	Beat Football Subdivision team Missouri State
2009	Washburn	8	3	.727	6	3	.667	2nd	Wrapped up sixth-straight winning season
2010	Washburn	8	4	.750	6	3	.667	3rd	Kanza Bowl Champions
2011	Washburn	10	3	.769	7	2	.778	2nd	Second Round NCAA Playoffs/School-record 10 wins
2012	Washburn	4	1	.800	4	1	.800		
<b>10-season total</b>		<b>76</b>	<b>45</b>	<b>.621</b>	<b>59</b>	<b>35</b>	<b>.617</b>		

# WASHBURN ICHABODS (4-1, 4-1 MIAA)

## OFFENSE

Pos.	Name	HT	WT	Class	Hometown	GS	GP
<b>QB</b>	10 Mitch Buhler	6-2	180	So.	Rossville, Kan.	5	10
	9 Joel Piper	6-5	215	So.	McPherson, Kan.	0	3
<b>RB</b>	28 Donnie Lockhart	5-10	195	RS-Fr.	Topeka, Kan.	5	5
	3 Hayden Groves	5-9	185	Jr.	Olathe, Kan.	0	5
or	34 Kameron Stewart	6-0	180	RS-Fr.	St. Louis, Mo.	0	5
<b>FB</b>	36 Alec Steuber	5-11	195	RS-Fr.	Topeka, Kan.	5	5
	47 Ben Mueller	6-3	237	So.	Lawrence, Kan.	0	4
<b>X-WR</b>	15 Matt Kobbeman	6-1	180	Jr.	Topeka, Kan.	8	22
	14 Connor Crimmins	6-3	180	RS-Fr.	Topeka, Kan.	0	5
<b>Z-WR</b>	12 Mark Fancher	6-0	190	Jr.	Shawnee, Kan.	5	27
	86 Jordan Hart	6-2	175	Fr.	McPherson, Kan.	0	5
	21 Schuyler Jackson	5-8	180	Jr.	Shawnee, Kan.	0	14
<b>TE</b>	84 Toré Hurst	6-2	240	Jr.	St. Louis, Mo.	20	29
	88 Ryan Mertz	6-7	237	Sr.	St. Charles, Mo.	11	39
<b>LT</b>	68 Steve Dieckhaus	6-2	302	Sr.	St. Charles, Mo.	34	40
	77 John Clay	6-3	320	RS-Fr.	East St. Louis, Mo.	0	5
<b>LG</b>	62 Darion Hillman	6-2	297	Jr.	Kansas City, Kan.	18	22
	74 Michael Lisher	6-2	260	So.	Lawrence, Kan.	1	7
<b>C</b>	54 Kyle Duncan	6-2	285	Jr.	Topeka, Kan.	18	25
	60 Luke Yoder	6-2	276	RS-Fr.	Silver Lake, Kan.	0	1
<b>RG</b>	51 Cameron Brown	6-2	287	RS-Fr.	St. Louis, Mo.	4	5
	66 Jacob Stone	6-4	267	RS-Fr.	Creve Coeur, Mo.	0	1
<b>RT</b>	55 Dylan Ready	6-4	285	So.	Topeka, Kan.	6	15
	76 Mike Farmer	6-5	294	So.	Manchester, Mo.	0	8

## DEFENSE

Pos.	Name	HT	WT	Class	Hometown	GS	GP
<b>DE</b>	89 Corey Walker	6-3	263	Sr.	Paola, Kan.	17	31
	58 Alex Dowty	6-2	247	So.	Mustang, Okla.	0	9
<b>RT</b>	92 Jayveri Kelly	6-3	295	Sr.	West Palm Beach, Fla.	18	18
	72 Bryan Dale	6-2	303	So.	Kansas City, Mo.	0	17
<b>LT</b>	71 Jake Cervantes	6-1	287	Jr.	Lincoln, Neb.	5	26
	56 Tyler Ewy	6-3	255	So.	Louisburg, Kan.	2	12
<b>DE</b>	52 Adebayo Oladapo	6-2	256	Jr.	Florissant, Mo.	5	22
	58 Alex Dowty	6-2	247	So.	Mustang, Okla.	0	9
<b>OLB</b>	31 Jaime Myers	5-10	205	RS-Fr.	Norman, Okla.	5	5
	4 Ryan Macken	6-2	226	Jr.	Truckee, Calif.	3	18
<b>ILB</b>	2 Bryce Atagi	5-10	225	Jr.	Shawnee, Kan.	20	20
	37 Isaac Wright	6-3	240	Jr.	Kansas City, Kan.	0	2
<b>ILB</b>	23 Jahmil Taylor	6-1	223	Sr.	Aurora, Colo.	36	42
	48 Cody Heiman	6-3	220	Fr.	Baileyville, Kan.	0	2
<b>OLB</b>	26 Willie Williams	5-11	193	Jr.	Berkeley, Mo.	15	29
	30 John Clark	6-2	208	Sr.	St. Peter's, Mo.	0	21
<b>RCB</b>	24 T.J. Shine	5-11	195	Sr.	Wichita, Kan.	5	5
	6 Jordan Nelson	5-9	170	RS-Fr.	Manhattan, Kan.	0	3
or	7 Patrick Jean	6-1	185	Sr.	Miami, Fla.	0	18
<b>LCB</b>	1 Devon Connors	5-10	180	Jr.	Aurora, Colo.	18	24
	19 Arlan Waller	5-11	190	Jr.	DeSoto, Texas	0	4
	29 Brit Dewey	5-9	170	RS-Fr.	Silver Lake, Kan.	0	4
<b>FS</b>	16 Calvin Kenney	6-2	190	So.	Riley, Kan.	14	18
	39 Steve Dudley	6-0	190	Sr.	Parkville, Mo.	0	12

## SPECIALISTS

Pos.	Name	HT	WT	Class	Hometown	GS	GP
<b>P</b>	46 Aaron Hummert	6-2	175	So.	St. Louis, Mo.	18	18
<b>PK/KO</b>	45 Jeremy Linn	6-3	190	Sr.	Abilene, Kan.	18	18
	42 Tyler Lutz	6-0	192	Jr.	Topeka, Kan.	0	2
<b>H</b>	46 Aaron Hummert	6-2	175	So.	St. Louis, Mo.	18	18
<b>SS</b>	68 Steve Dieckhaus	6-2	302	Sr.	St. Charles, Mo.	34	40
<b>LS</b>	14 Connor Crimmins	6-3	180	RS-Fr.	Topeka, Kan.	0	5
<b>PR</b>	31 Jaime Myers	5-10	205	RS-Fr.	Norman, Okla.	5	5
	12 Mark Fancher	6-0	190	Jr.	Shawnee, Kan.	5	26
<b>KOR</b>	12 Mark Fancher	6-0	190	Jr.	Shawnee, Kan.	5	26
	1 Devon Connors	5-10	180	Jr.	Aurora, Colo.	18	24
	86 Jordan Hart	6-2	175	Fr.	McPherson, Kan.	0	5

## PRONUNCIATION GUIDE

2	Bryce Atagi	Ah-TOG-ee
8	Justin Salum	Sahl-um
15	Matt Kobbeman	Co-bah-man
18	Jarame Littell	Lit-tell
31	Jaime Myers	Hi-Mee Myers
36	Alec Steuber	Stew-ber
52	Adebayo Oladapo	Odd-e-by-o All-ah-dop-oh
56	Tyler Ewy	A-vee
58	Alex Dowty	Doh-tee
81	Jamie Kostelac	Coast-e-lack
84	Toré Hurst	Tor-ay Hurst
87	Adam Luthi	Lu-thee
92	Jayveri Kelly	Jay-ver-ee

# LINCOLN BLUE TIGERS (0-5, 0-5 MIAA)

## OFFENSE

Pos.	Name	HT	WT	Class
<b>QB</b>	12 Jacob Morris	6-3	220	So.
	14 Lewis Larson	6-2	200	Jr.
<b>RB</b>	6 Donald Malone	5-7	170	Sr.
	2 Morris Henderson	5-9	182	Jr.
<b>WR</b>	9 Maurice Woodard	5-10	195	Jr.
	15 Andre Borney	5-10	180	Sr.
<b>WR</b>	81 Jammell Trammell	6-2	200	Fr.
	7 Keenan Smith	6-5	208	Sr.
<b>WR</b>	18 Devoyius Mark	6-2	175	Jr.
	89 Delvon Rouser	5-11	159	Fr.
<b>TE</b>	83 Daquis Roberts	6-4	270	Fr.
	85 Austin Love	6-5	205	Jr.
<b>LT</b>	78 Roberto Limon	6-3	290	Jr.
	71 Kenyachti Beech	6-5	305	Fr.
<b>LG</b>	67 Cesar Estrada	6-2	280	Jr.
	90 Gavin Frevert	6-3	305	Fr.
<b>C</b>	50 J.J. Johnson	5-11	289	So.
	74 Justin Campbell	6-0	298	Jr.
<b>RG</b>	59 Allen Grant	6-0	278	Sr.
	63 Armando Rosado	6-3	330	Jr.
<b>RT</b>	74 Justin Campbell	6-0	298	Jr.
	71 Kenyachti Beech	6-5	305	Fr.

## DEFENSE

Pos.	Name	HT	WT	Class
<b>DT</b>	98 Darryl Blackmon	6-8	290	Jr.
	99 Edrick Henyard	6-3	365	Jr.
<b>DT</b>	44 James Primm	5-10	247	Fr.
	66 Garrett Carrillo	6-1	296	Jr.
<b>DE</b>	58 James Jackson	6-4	276	Fr.
	96 Aaron Johnson	6-5	255	Jr.
<b>DE</b>	4 Cecil Frison	6-4	265	Sr.
	91 Ellington Wade	6-3	225	So.
<b>LB</b>	21 Johnny Beautelus	6-0	234	Sr.
	38 Chris Pace	6-2	205	Sr.
<b>LB</b>	13 Kareem Joyner	6-2	235	Jr.
	55 Timmy Dunn	6-2	245	Jr.
<b>LB</b>	8 Khalif Stanten	6-1	213	Sr.
	39 Justin Ferguson	5-11	200	Fr.
<b>CB</b>	11 O'Hara Fluellen	6-0	190	Sr.
	17 Kris Burnell	5-10	180	Jr.
<b>CB</b>	43 Maurkice Savage	5-8	175	Fr.
	33 Asim Manuel	5-9	182	Fr.
<b>S</b>	22 Herman Hopson	6-3	205	Jr.
	29 Justin Gaston	5-11	195	Fr.
<b>S</b>	47 Keldon Warfield	6-3	185	Fr.
	42 Rodney Williams	5-9	183	Jr.

## SPECIAL TEAMS

Pos.	Name	HT	WT	Class
<b>PK</b>	37 Michael Ashley	5-9	160	Jr.
<b>P</b>	88 Jon Manning	6-3	183	Fr.
	14 Lewis Larson	6-2	200	Jr.
<b>LS</b>	45 Brandon Tovar	5-7	220	Jr.

## General Information

Name: Lincoln (MO) University  
 Location: Jefferson City, MO  
 Founded: 1866  
 Enrollement: 3,300  
 Affiliation: NCAA II  
 Conference: MIAA  
 Nickname: Blue Tigers  
 Colors: Navy and White  
 President: Dr. Carolyn Mahoney  
 Director of Athletics: Betty Kemna  
 Stadium: Dwight T. Reed (6,000)  
 Playing Surface: Natural Grass

## Coaching Staff

Head Coach:  
 Mike Jones  
 (Missouri, 1991)  
 Record at LU: 1-15, 2nd season  
 Overall Record: same  
 Best time to reach Jones:  
 Mornings  
 Football Office Phone:  
 (573) 681-5961  
 Assistant Coaches:  
 Mark Frederick, Offensive Coordinator  
 Damon Frenchers, Defensive Coordinator  
 Tony Van Zant, Running Backs  
 Matt McCutchan, Offensive Line  
 Tony Broadnax, Defensive Backs

## Sports Information

Football Contact: Dan Carr  
 Email: carrd@lincolnu.edu  
 Office Phone: (573) 681-5343  
 SID Fax: (573) 681-5324  
 Internet Address: lubluetigers.com  
 Overnight Address: 103 Jason Hall  
 820 Chestnut Street  
 Jefferson City, MO 65101

2012 WASHBURN ICHABOD FOOTBALL ROSTER

#	Name	Pos	Ht	Wt	Class	Hometown	High School	Previous School
1	Devon Connors	DB	5-10	180	Jr.	Aurora, Colo.	Overland	
2	Bryce Atagi	LB	5-10	232	Jr.	Shawnee, Kan.	Shawnee Mission Northwest	
3	Hayden Groves	RB	5-9	185	Jr.	Olathe, Kan.	Olathe East	Coffeyville CC
4	Ryan Macken	LB	6-2	220	Jr.	Truckee, Calif.	Tahoe-Truckee	
5	Tyrell Brown	QB	6-6	224	So.	Topeka, Kan.	Topeka West	
6	Jordan Nelson	DB	5-9	170	RS-Fr.	Manhattan, Kan.	Manhattan	
7	Patrick Jean	DB	6-1	185	Sr.	Miami, Fla.	Monsignor Pace	Mesa CC
8	Justin Salum	WR	6-1	220	Sr.	Arvada, Colo.	Arvada West	Arizona
9	Joel Piper	QB	6-5	215	So.	McPherson, Kan.	McPherson	Butler CC
10	Mitch Buhler	QB	6-2	197	So.	Rossville, Kan.	Rossville	
11	Payton Iverson	LB	6-3	226	Sr.	Lincoln, Neb.	Lincoln North Star	
12	Mark Fancher	WR	6-0	190	Jr.	Shawnee, Kan.	Shawnee Mission Northwest	Air Force Prep
13	Chad Williams	QB	6-0	175	RS-Fr.	Chapman, Kan.	Chapman	
14	Connor Crimmins	WR	6-3	180	RS-Fr.	Topeka, Kan.	Shawnee Heights	
15	Matt Kobbeman	WR	6-1	183	Jr.	Topeka, Kan.	Shawnee Heights	
16	Calvin Kenney	FS	6-2	197	So.	Riley, Kan.	Riley County	
17	Dajuan Beard	WR	6-2	195	Jr.	Kansas City, Mo.	Raytown South	
18	Jerame Littell	QB	6-5	205	Fr.	Stillwater, Okla.	Stillwater	
19	Arlan Waller	DB	5-11	190	Jr.	DeSoto, Texas	DeSoto	Texas Tech
21	Schuyler Jackson	WR	5-8	180	So.	Shawnee, Kan.	Shawnee Mission Northwest	Coffeyville CC
22	Sean McPherson	RB	6-0	215	So.	Franklinville, N.J.	Delsea Regional	
23	Jahmil Taylor	LB	6-1	230	Sr.	Aurora, Colo.	Grandview	
24	T.J. Shine	DB	5-10	185	Sr.	Wichita, Kan.	Northwest	Southern Illinois/Butler
25	Jordan Walker	RB	5-11	195	Fr.	Kansas City, Mo.	Rockhurst	
26	Willie Williams	LB	5-11	193	Jr.	Berkeley, Mo.	McCluer South	
27	Lee Edwards	WR	6-1	185	Jr.	St. Peter's, Mo.	Francis Howell Central	Alcorn State
28	Donnie Lockhart	RB	5-10	203	RS-Fr.	Topeka, Kan.	Shawnee Heights	
29	Brit Dewey	DB	5-9	176	RS-Fr.	Silver Lake, Kan.	Silver Lake	
30	Jon Clark	LB	6-2	212	Sr.	St. Peter's, Mo.	Francis Howell Central	
31	Jaime Myers	LB	5-10	205	RS-Fr.	Norman, Okla.	Norman	
32	Dwayne Joseph	DB	5-11	185	So.	Slidell, La.	Northshore	
33	Jason Seibel	S	5-11	190	Jr.	Salina, Kan.	Salina Central	Hutchinson CC
34	Kameron Stewart	RB	6-0	180	RS-Fr.	St. Louis, Mo.	Clayton	
35	Randy Luedke	LB	6-1	190	RS-Fr.	Topeka, Kan.	Shawnee Heights	Emporia State
36	Alec Steuber	LB	5-11	195	RS-Fr.	Topeka, Kan.	Hayden	
37	Isaac Wright	LB	6-3	240	Jr.	Kansas City, Kan.	Washington	Independence CC/Kansas
38	Shay Wooten	FS	6-2	210	RS-Fr.	Salina, Kan.	Salina Central	
39	Steven Dudley	DB	6-0	196	Sr.	Parkville, Mo.	Park Hill South	
40	DeAnthony Rimmer	FS	6-0	192	So.	Kansas City, Mo.	Raytown South	Emporia State
41	Kyle Brunson	RB	6-0	195	So.	Shawnee, Kan.	Mill Valley	Fort Scott CC
42	Tyler Lutz	PK	6-0	192	Jr.	Topeka, Kan.	Seaman	
43	Mark Kolmer	LB	6-1	224	So.	Emporia, Kan.	Emporia	
44	Stanley Travis	FB	6-2	245	Jr.	St. Louis, Mo.	Hazelwood West	
45	Jeremy Linn	PK	6-3	190	Sr.	Abilene, Kan.	Abilene	Hutchinson CC
46	Aaron Hummert	P	6-2	175	So.	St. Louis, Mo.	Parkway North	
47	Ben Mueller	TE	6-3	247	So.	Lawrence, Kan.	Lawrence	
48	Cody Heiman	LB	6-3	240	Fr.	Baileyville, Kan.	Baileyville B&B	
49	Devon Haynes	LB	5-11	216	RS-Fr.	Wichita, Kan.	Wichita Heights	
50	Lionel Cobb	LB	5-11	205	RS-Fr.	West Palm Beach, Fla.	Palm Beach Lakes	
51	Cameron Brown	OL	6-2	287	RS-Fr.	St. Louis, Mo.	Chaminade College Prep	
52	Adebayo Oladapo	DE	6-2	256	Jr.	Florissant, Mo.	Hazelwood West	
53	Myles Krieger	LB	5-11	195	RS-Fr.	Kansas City, Mo.	Park Hill South	Missouri Valley
54	Kyle Duncan	OL	6-2	285	Jr.	Topeka, Kan.	Washburn Rural	
55	Dylan Ready	OL	6-4	285	So.	Topeka, Kan.	Washburn Rural	
56	Tyler Ewy	DT	6-3	267	So.	Louisburg, Kan.	Louisburg	
58	Alex Dowty	DE	6-2	252	So.	Mustang, Okla.	Mustang	
60	Luke Yoder	OL	6-2	276	RS-Fr.	Silver Lake, Kan.	Silver Lake	
62	Darion Hillman	OL	6-2	287	Jr.	Kansas City, Kan.	Shawnee Mission Northwest	
63	John Copeland	PK	5-10	175	RS-Fr.	Topeka, Kan.	Topeka High	
64	Michael Miller	OL	6-5	270	Fr.	Lansing, Kan.	Lansing	
65	Rayshawn Cato	OL	6-3	300	Fr.	Midwest City, Okla.	Carl Albert	
66	Jacob Stone	OL	6-4	267	RS-Fr.	Creve Coeur, Mo.	Parkway North	
67	Montae Jones, Jr.	OL	6-4	325	RS-Fr.	St. Louis, Mo.	Parkway North	
68	Steve Dieckhaus	OL	6-2	302	Sr.	St. Charles, Mo.	Francis Howell Central	
71	Jake Cervantes	DT	6-1	287	Jr.	Lincoln, Neb.	Lincoln Northeast	

72	Bryan Dale	DL	6-2	287	So.	Kansas City, Mo.	Park Hill	
73	Jordon McCallister	OL	6-3	302	RS-Fr.	Junction City, Kan.	Junction City	
74	Michael Lisher	OL	6-2	260	So.	Lawrence, Kan.	Free State	Nebraska-Omaha
76	Mike Farmer	OL	6-5	294	So.	Manchester, Mo.	Parkway South	
77	John Clay	OL	6-3	320	RS-Fr.	East St. Louis, Ill.	East St. Louis	Akron
78	Troy Penny	DL	6-3	245	RS-Fr.	St. Louis, Mo.	Lutheran North	
79	Thomas Cunningham	OL	6-10	367	So.	Memphis, Tenn.	Raliegh Egypt	
81	Jamie Kostelac	TE	6-3	225	So.	Blue Springs, Mo.	Bishop Miege	Coffeyville CC
82	Jeremy Carlisle	WR	5-8	178	RS-Fr.	Tonganoxie, Kan.	Tonganoxie	
83	Brad Gourley	WR	6-0	193	So.	Olathe, Kan.	Olathe South	Mid-America Nazarene
84	Tore Hurst	TE	6-2	245	Jr.	St. Louis, Mo.	McCluer North	
85	Matt Buhler	WR	6-4	195	So.	Rossville, Kan.	Rossville	
86	Jordan Hart	WR	6-2	175	Fr.	McPherson, Kan.	McPherson	
87	Adam Luthi	TE	6-3	252	RS-Fr.	Holton, Kan.	Holton	
88	Ryan Mertz	TE	6-7	237	Sr.	St. Charles, Mo.	Francis Howell Central	
89	Corey Walker	DE	6-3	263	Sr.	Paola, Kan.	Paola	
90	Cameron Jackson	DE	6-2	254	Sr.	Lawton, Okla.	Lawton	Western Illinois
91	Jeremy Boyd	DE	6-1	241	RS-Fr.	Silver Lake, Kan.	Silver Lake	
92	Jayveri Kelly	DL	6-3	297	Sr.	West Palm Beach, Fla.	Forest Hill	North Iowa Area
96	Mark Rollison	DL	6-1	253	RS-Fr.	Kansas City, Mo.	Park Hill	
	Christian Boehm	FB	5-8	190	Fr.	Lincoln, Neb.	Southeast	
	Josh Brown	DE	6-2	210	Fr.	Defiance, Mo.	Francis Howell	
	Cameron Chapman	WR	6-4	180	Fr.	Topeka, Kan.	Washburn Rural	
	Skylar Curtis	WR	6-2	185	Fr.	Topeka, Kan.	Washburn Rural	
	Derek Deeds	S	5-11	190	Fr.	Yukon, Okla.	Yukon	
	Justin Dolsky	WR	5-8	175	Fr.	Topeka, KS	Seaman	
	Brandon Downing	FS	6-0	202	So.	Edmond, Okla.	Edmond North	
	Sam Eickhoff	FB	6-0	242	RS-Fr.	Parkville, Mo.	Park Hill South	
	Ezekiel Felton	OL	6-0	250	Fr.	Junction City, Kan.	Junction City	
	Zach Franklin	DB	6-0	175	Fr.	Wichita, Kan.	Wichita Northwest	
	Frederick Freeman, Jr.	LB	6-1	210	Fr.	Wichita, Kan.	Wichita South	
	Tevin Geddis	DB	5-10	175	Fr.	Wichita, Kan.	Wichita Northwest	
	Terek Hawkins	RB	5-6	155	Fr.	Florissant, Mo.	Saint Louis University	
	Carl Hendricks	LB	6-0	220	Fr.	East St. Louis, Mo.	Hazelwood Central	
	Chad Johnson	WR	6-0	175	Fr.	Overland Park, Kan.	Olathe East	
	Willis Lusk	DL	5-9	275	Fr.	Midwest City, Okla.	Carl Albert	
	Spenser Matthews	DE	6-3	218	Fr.	Fenton, Mo.	Rockwood Summit	
	Cooper McCoy	LB	6-2	210	Fr.	Leawood, Kan.	Blue Valley	
	Jordan Mitchell	WR	6-4	210	Fr.	Platte City, Mo.	Platte City	
	Trey Parker	DL	6-5	255	Fr.	Franklinville, N.J.	Delsea Regional	
	Kyle Perry	RB	5-9	175	Fr.	Hesston, Kan.	Hesston	
	Josh Sanders	DE	6-3	205	Fr.	Kansas City, Mo.	University Academy	

Coaching Staff

Craig Schurig	Head Coach
Rob Robinson	Offensive Coordinator / Running Backs
Brock Luke	Defensive Coordinator / Defensive Line / Recruiting Coordinator
Eric Eisenbarth	Assistant Coach / Offensive Line
Josh Osborn	Assistant Coach / Wide Receivers
Jeff Schwinn	Assistant Coach / Secondary / Special Teams Coordinator
LaRon Moore	Assistant Coach / Defensive Backs
David Trupp	Strength and Conditioning
Corey Schultz	Graduate Assistant / Tight Ends
Jeff Lyster	Graduate Assistant / Defensive Line
Frank Crossen	Volunteer Assistant / Free Safeties
Casey Curran	Graduate Assistant / Defensive Backs
Dane Simoneau	Graduate Assistant / Quarterbacks
Brandon Walker	Graduate Assistant / Running Backs
Greg Schoenberg	Graduate Assistant / Fullbacks
Kaleb Koch	Graduate Assistant / Defensive Line
T.D. Hicks	Volunteer Assistant

# 2012 ICHABOD GAME NOTES

## 2012 Results (4-1, 4-1 MIAA)

Date	Opponent	Score	Time	Attend
*Aug 30	Nebraska-Kearney	W 24-14	2:41	6396
*Sep 08	at Fort Hays State	W 45-20	2:47	5054
*Sep 15	Northeastern State	W 24-20	2:55	5671
*Sep 22	at Central Oklahoma	L 20-35	3:09	2500
*Sep 29	Southwest Baptist	W 42-14	2:58	5438

\*MIAA game

Team Statistics	WU	OPP
<b>SCORING</b>	155	103
Points Per Game	31.0	20.6
<b>FIRST DOWNS</b>	104	87
Rushing	41	39
Passing	52	39
Penalty	11	9
<b>RUSHING YARDAGE</b>	772	705
Yards gained rushing	855	869
Yards lost rushing	83	164
Rushing Attempts	199	187
Average Per Rush	3.9	3.8
Average Per Game	154.4	141.0
TDs Rushing	7	5
<b>PASSING YARDAGE</b>	1192	845
Comp-Att-Int	85-172-4	83-168-6
Average Per Pass	6.9	5.0
Average Per Catch	14.0	10.2
Average Per Game	238.4	169.0
TDs Passing	13	6
<b>TOTAL OFFENSE</b>	1964	1550
Total Plays	371	355
Average Per Play	5.3	4.4
Average Per Game	392.8	310.0
<b>KICK RETURNS: #-Yards</b>	17-361	25-491
<b>PUNT RETURNS: #-Yards</b>	18-152	18-137
<b>INT RETURNS: #-Yards</b>	6-27	4-92
<b>KICK RETURN AVERAGE</b>	21.2	19.6
<b>PUNT RETURN AVERAGE</b>	8.4	7.6
<b>INT RETURN AVERAGE</b>	4.5	23.0
<b>FUMBLES-LOST</b>	3-2	12-3
<b>PENALTIES-Yards</b>	39-356	28-246
Average Per Game	71.2	49.2
<b>PUNTS-Yards</b>	32-1371	38-1323
Average Per Punt	42.8	34.8
Net punt average	37.9	30.3
<b>KICKOFFS-Yards</b>	29-1666	22-1181
Average Per Kick	57.4	53.7
Net kick average	50.1	33.9
<b>TIME OF POSSESSION/Game</b>	31:39	28:21
<b>3RD-DOWN Conversions</b>	34/82	27/78
3rd-Down Pct	41%	35%
<b>4TH-DOWN Conversions</b>	3/10	2/4
4th-Down Pct	30%	50%
<b>SACKS BY-Yards</b>	12-80	5-32
<b>MISC YARDS</b>	0	0
<b>TOUCHDOWNS SCORED</b>	21	13
<b>FIELD GOALS-ATTEMPTS</b>	3-5	4-6
<b>ON-SIDE KICKS</b>	0-0	0-0
<b>RED-ZONE SCORES</b>	(17-20) 85%	(12-16) 75%
<b>RED-ZONE TOUCHDOWNS</b>	(14-20) 70%	(9-16) 56%
<b>PAT-ATTEMPTS</b>	(20-21) 95%	(9-10) 90%
<b>ATTENDANCE</b>	17505	7554
Games/Avg Per Game	3/5835	2/3777
Neutral Site Games		0/0

SCORE BY QUARTERS	1st	2nd	3rd	4th	Total
Washburn	42	69	17	27	155
Opponents	17	13	27	46	103

## Individual Statistics

Rushing	GP-GS	Att	Gain	Loss	Net	Avg	TD	Long	Avg/G
Groves, Hayden	5-0	70	270	14	256	3.7	3	24	51.2
Stewart, Kameron	5-0	50	259	14	245	4.9	3	32	49.0
Lockhart, Donnie	5-5	42	155	5	150	3.6	1	17	30.0
Brown, Tyrell	5-0	17	118	1	117	6.9	0	53	23.4
Fancher, Mark	5-5	2	30	0	30	15.0	0	19	6.0
Atagi, Bryce	5-5	1	3	0	3	3.0	0	3	0.6
TEAM	2-0	2	0	4	-4	-2.0	0	0	-2.0
Buhler, Mitch	5-5	13	20	27	-7	-0.5	0	6	-1.4
Piper, Joel	3-0	1	0	8	-8	-8.0	0	0	-2.7
Hart, Jordan	5-0	1	0	10	-10	-10.0	0	0	-2.0
Total.....	5	199	855	83	772	3.9	7	53	154.4
Opponents.....	5	187	869	164	705	3.8	5	66	141.0

PASSING	GP-GS	Effic	Att-Cmp-Int	Pct	Yds	TD	Lng	Avg/G
Buhler, Mitch	5-5	129.0	74-145-3	51.0	1025	10	75	205.0
Piper, Joel	3-0	122.0	11-27-1	40.7	167	3	47	55.7
Total.....	5	127.9	85-172-4	49.4	1192	13	75	238.4
Opponents.....	5	96.3	83-168-6	49.4	845	6	92	169.0

RECEIVING	GP-GS	No.	Yds	Avg	TD	Long	Avg/G
Hurst, Tore'	5-5	17	193	11.4	3	34	38.6
Kobbeman, Matt	5-5	15	223	14.9	3	38	44.6
Mertz, Ryan	5-0	9	117	13.0	0	30	23.4
Groves, Hayden	5-0	8	177	22.1	1	75	35.4
Hart, Jordan	5-0	7	135	19.3	2	47	27.0
Fancher, Mark	5-5	6	97	16.2	2	52	19.4
Crimmins, Connor	5-0	5	60	12.0	1	27	12.0
Lockhart, Donnie	5-5	5	51	10.2	0	14	10.2
Stewart, Kameron	5-0	5	26	5.2	0	11	5.2
Brown, Tyrell	5-0	3	55	18.3	0	26	11.0
Gourley, Brad	5-0	2	30	15.0	0	21	6.0
Jackson, Schuyler	4-0	2	22	11.0	0	16	5.5
Steuber, Alec	5-5	1	6	6.0	1	6	1.2
Total.....	5	85	1192	14.0	13	75	238.4
Opponents.....	5	83	845	10.2	6	92	169.0

PUNT RETURNS	No.	Yds	Avg	TD	Long
Myers, Jaime	17	126	7.4	0	23
Connors, Devon	1	26	26.0	1	26
Total.....	18	152	8.4	1	26
Opponents.....	18	137	7.6	0	28

INTERCEPTIONS	No.	Yds	Avg	TD	Long
Shine, T.J.	1	16	16.0	0	16
Wright, Isaac	1	11	11.0	0	11
Oladapo, Adebayo	1	0	0.0	0	0
Kenney, Calvin	1	0	0.0	0	0
Myers, Jaime	1	0	0.0	0	0
Connors, Devon	1	0	0.0	0	0
Total.....	6	27	4.5	0	16
Opponents.....	4	92	23.0	2	37

KICK RETURNS	No.	Yds	Avg	TD	Long
Fancher, Mark	15	328	21.9	0	47
Hart, Jordan	2	33	16.5	0	21
Total.....	17	361	21.2	0	47
Opponents.....	25	491	19.6	0	54

FUMBLE RETURNS	No.	Yards	Avg	TD	Long
Total.....	0	0	0.0	0	0
Opponents.....	0	0	0.0	0	0

SCORING	TD	FGs	PAT Kick	PAT Rush	PAT Rcv	PAT Pass	Saf	PTS
Linn, Jeremy	0	3-5	20-21	0-0	0	0-0	0	29
Groves, Hayden	4	0-0	0-0	0-0	0	0-0	0	24
Kobbeman, Matt	3	0-0	0-0	0-0	0	0-0	0	18
Stewart, Kameron	3	0-0	0-0	0-0	0	0-0	0	18
Hurst, Tore'	3	0-0	0-0	0-0	0	0-0	0	18
Hart, Jordan	2	0-0	0-0	0-0	0	0-0	0	12
Fancher, Mark	2	0-0	0-0	0-0	0	0-0	0	12
Connors, Devon	1	0-0	0-0	0-0	0	0-0	0	6
Lockhart, Donnie	1	0-0	0-0	0-0	0	0-0	0	6
Steuber, Alec	1	0-0	0-0	0-0	0	0-0	0	6
Crimmins, Connor	1	0-0	0-0	0-0	0	0-0	0	6
Total.....	21	3-5	20-21	0-0	0	0-0	0	155
Opponents.....	13	4-6	9-10	0-0	2	2-3	0	103

# 2012 ICHABOD GAME NOTES

TOTAL OFFENSE	GP	Plays	Rush	Pass	Total	Avg/G
Buhler,Mitch	5	158	-7	1025	1018	203.6
Groves,Hayden	5	70	256	0	256	51.2
Stewart,Kameron	5	50	245	0	245	49.0
Piper,Joel	3	28	-8	167	159	53.0
Lockhart,Donnie	5	42	150	0	150	30.0
Brown,Tyrell	5	17	117	0	117	23.4
Fancher,Mark	5	2	30	0	30	6.0
Atagi,Bryce	5	1	3	0	3	0.6
TEAM	2	2	-4	0	-4	-2.0
Hart,Jordan	5	1	-10	0	-10	-2.0
Total.....	5	371	772	1192	1964	392.8
Opponents.....	5	355	705	845	1550	310.0

PUNTING	No.	Yards	Avg	Long	TB	FC	I20	50+ Blkd
Hummert,Aaron	27	1189	44.0	65	1	1	6	7 0
Buhler,Mitch	4	177	44.2	54	0	0	4	1 1
TEAM	1	5	5.0	5	0	0	0	0 0
Total.....	32	1371	42.8	65	1	1	10	8 1
Opponents.....	38	1323	34.8	53	1	2	10	3 1

KICKOFFS	No.	Yds	Avg	TB	OB	Retn	Net	YdLn
Linn,Jeremy	29	1666	57.4	3	1			
Total.....	29	1666	57.4	3	1	19.6	37.9	27
Opponents.....	22	1181	53.7	3	2	21.2	33.9	31

FIELD GOALS	Made-Att	Pct	01-19	20-29	30-39	40-49	50+	Long	Blk
Linn,Jeremy	3-5	60.0	0-0	2-3	1-1	0-1	0-0	30	0

FG SEQUENCE	Washburn	OPPONENTS
Nebraska-Kearney	(25)	26
Fort Hays State	25,(30)	-
Northeastern State	(26),42	(46),37,(27)
Central Oklahoma	-	(25),(28)
Southwest Baptist	-	-

*(made field goals in parenthesis)*

## Defensive Statistics

	GP-GS	UT	AT	TT	TFL	Sacks	Int-Yds	PD	QBH	FR-Yds	FF	BLK	Saf
2 Atagi,Bryce	5-5	18	28	46	6.5-14	.	.	1	.	1-0	1	.	.
4 Macken,Ryan	5-2	21	11	32	2.5-6	.	.	1	.	.	.	.	.
26 Williams,Willie	5-5	19	11	30	0.5-2	.	.	1	1	.	.	.	.
16 Kenney,Calvin	5-5	18	9	27	1.0-1	.	1-0	4	.	.	.	.	.
92 Kelly,Jayveri	5-4	13	9	22	5.5-20	1.0-8	.	2	.	.	.	.	.
23 Taylor,Jahmil	4-3	13	8	21	3.0-9	1.0-7	.	.	.	.	.	.	.
71 Cervantes,Jake	5-5	4	11	15	2.0-11	1.0-8	.	.	.	.	.	.	.
31 Myers,Jaime	5-5	10	5	15	1.5-3	.	1-0	3	1	1-0	1	.	.
52 Oladapo,Adebayo	5-5	6	7	13	2.0-14	1.0-8	1-0	.	1	.	1	.	.
38 Wooten,Shay	5-0	9	4	13	1.5-3	.	.	.	.	.	.	.	.
58 Dowty,Alex	5-0	7	6	13	4.5-27	3.5-23	.	.	.	.	.	.	.
89 Walker,Corey	5-5	6	6	12	5.0-24	3.5-20	.	2	.	.	.	.	.
56 Ewy,Tyler	5-0	3	7	10	2.0-7	1.0-6	.	.	.	.	1	.	.
1 Connors,Devon	5-5	8	2	10	.	.	1-0	3	.	.	.	1	.
37 Wright,Isaac	2-0	4	5	9	1.0-1	.	1-11	.	.	.	.	.	.
24 Shine,T.J.	5-5	7	1	8	1.0-1	.	1-16	1	.	.	.	.	.
19 Waller,Arlan	4-0	5	3	8	.	.	.	1	.	.	.	.	.
11 Iverson,Payton	5-0	4	2	6	.	.	.	.	.	.	.	.	.
40 Rimmer,DeAnthony	5-0	3	2	5	.	.	.	.	.	1-0	.	.	.
72 Dale,Bryan	5-0	2	3	5	0.5-1	.	.	.	.	.	.	.	.
48 Heiman,Cody	2-0	3	2	5	.	.	.	.	.	.	.	.	.
33 Seibel,Jason	5-0	3	2	5	.	.	.	.	.	.	.	.	.
29 Dewey,Brit	4-0	3	1	4	.	.	.	1	.	.	.	.	.
36 Steuber,Alec	5-5	1	2	3	.	.	.	.	.	.	.	.	.
21 Jackson,Schuyler	4-0	2	1	3	.	.	.	.	.	.	.	.	.
14 Crimmins,Connor	5-0	2	1	3	.	.	.	.	.	.	.	.	.
41 Brunson,Kyle	2-0	2	.	2	.	.	.	.	.	.	.	.	.
32 Joseph,Dwayne	5-0	1	1	2	.	.	.	1	.	.	.	.	.
88 Mertz,Ryan	5-0	2	.	2	.	.	.	.	.	.	.	.	.
12 Fancher,Mark	5-5	1	1	2	.	.	.	.	.	.	.	.	.
49 Haynes,Devon	3-0	.	1	1	.	.	.	.	.	.	.	.	.
7 Jean,Patrick	5-0	1	.	1	.	.	.	.	.	.	.	.	.
34 Stewart,Kameron	5-0	1	.	1	.	.	.	.	.	.	1	.	.
45 Linn,Jeremy	5-0	1	.	1	.	.	.	.	.	.	1	.	.
39 Dudley,Steven	1-0	.	1	1	.	.	.	.	.	.	.	.	.
6 Nelson,Jordan	3-0	1	.	1	.	.	.	.	.	.	.	.	.
10 Buhler,Mitch	5-5	1	.	1	.	.	.	.	.	.	.	.	.
86 Hart,Jordan	5-0	.	1	1	.	.	.	.	.	.	.	.	.
82 Carlisle,Jeremy	4-1	1	.	1	.	.	.	.	.	.	1	.	.
78 Penny,Troy	1-0	1	.	1	.	.	.	.	.	.	.	.	.
Total.....	5-0	207	154	361	40-144	12-80	6-27	21	3	3-0	7	1	.
Opponents.....	5-0	179	218	397	27.0-88	5-32	4-92	19	1	2-0	2	2	.

ALL PURPOSE	GP	Rush	Rec	PR	KOR	IR	Tot	Avg/G
Fancher,Mark	5	30	97	0	328	0	455	91.0
Groves,Hayden	5	256	177	0	0	0	433	86.6
Stewart,Kameron	5	245	26	0	0	0	271	54.2
Kobbeman,Matt	5	0	223	0	0	0	223	44.6
Lockhart,Donnie	5	150	51	0	0	0	201	40.2
Hurst,Tore'	5	0	193	0	0	0	193	38.6
Brown,Tyrell	5	117	55	0	0	0	172	34.4
Hart,Jordan	5	-10	135	0	33	0	158	31.6
Myers,Jaime	5	0	0	126	0	0	126	25.2
Mertz,Ryan	5	0	117	0	0	0	117	23.4
Crimmins,Connor	5	0	60	0	0	0	60	12.0
Gourley,Brad	5	0	30	0	0	0	30	6.0
Connors,Devon	5	0	0	26	0	0	26	5.2
Jackson,Schuyler	4	0	22	0	0	0	22	5.5
Shine,T.J.	5	0	0	0	0	16	16	3.2
Wright,Isaac	2	0	0	0	0	11	11	5.5
Steuber,Alec	5	0	6	0	0	0	6	1.2
Atagi,Bryce	5	3	0	0	0	0	3	0.6
TEAM	2	-4	0	0	0	0	-4	-2.0
Buhler,Mitch	5	-7	0	0	0	0	-7	-1.4
Piper,Joel	3	-8	0	0	0	0	-8	-2.7
Total.....	5	772	1192	152	361	27	2504	500.8
Opponents.....	5	705	845	137	491	92	2270	454.0

## Game by Game Tackles -- minimum 5 tackles

	UA-A	TOT	UNK	FHSU	NSU	UCO	SBU	LU	TSU	LWU	NWMSU	MWSU	ESU
Atagi,Bryce	18-28	46	6-5	2-3	3-7	3-3	4-10						
Macken,Ryan	21-11	32	2-1	2-2	5-5	5-1	7-2						
Williams,Willie	19-11	30	4-3	2-4	4-0	8-2	1-2						
Kenney,Calvin	18-9	27	5-3	3-2	1-2	6-1	3-1						
Kelly,Jayveri	13-9	22	6-3	3-1	1-2	0-2	3-1						
Taylor,Jahmil	13-8	21	8-6	3-1	2-1	-	DNP						
Cervantes,Jake	4-11	15	1-6	-	1-1	1-2	1-2						
Myers,Jaime	10-5	15	2-2	2-0	5-1	0-1	1-1						
Dowty,Alex	7-6	13	2-0	2-0	1-2	-	2-4						
Oladapo,Adebayo	6-7	13	2-2	1-0	-	3-1	0-4						
Wooten,Shay	9-4	13	-	3-2	3-1	1-1	2-0						
Walker,Corey	6-6	12	2-2	2-1	1-1	0-1	1-1						
Ewy,Tyler	3-7	10	-	1-2	2-0	0-1	0-4						
Connors,Devon	8-2	10	0-1	0-1	5-0	3-0	-						
Wright,Isaac	4-5	9	DNP	DNP	DNP	3-3	1-2						
Waller,Arlan	5-3	8	3-0	0-1	2-2	-	DNP						
Shine,T.J.	7-1	8	-	0-1	4-0	1-0	2-0						
Iverson,Payton	4-2	6	0-1	2-0	-	1-0	1-1						
Rimmer,DeAnthon	3-2	5	-	1-0	-	-	2-2						
Heiman,Cody	3-2	5	1-0	2-2	DNP	DNP	DNP						
Seibel,Jason	3-2	5	1-0	-	1-1	1-0	0-1						
Dale,Bryan	2-3	5	2-0	0-2	0-1	-	-						

## Game by Game Tackles For Loss - at least 2 tackle for loss

	UA-A	TOT	UNK	FHSU	NSU	UCO	SBU	LU	TSU	LWU	NWMSU	MWSU	ESU
Atagi,Bryce	5-3	6.5	2.0-2	1.0-5	0.5-0	1.0-1	2.0-6						
Kelly,Jayveri	5-1	5.5	3.0-10	-	-	-	2.5-10						
Walker,Corey	4-2	5.0	1.0-3	1.5-3	1.0-2	-	1.5-16						
Dowty,Alex	3-3	4.5	1.0-2	1.0-9	-	-	2.5-16						
Taylor,Jahmil	3-0	3.0	1.0-1	2.0-8	-	-	DNP						
Macken,Ryan	2-1	2.5	-	-	-	2.0-6	0.5-0						
Oladapo,Adebayo	1-2	2.0	1.0-6	-	-	-	1.0-8						
Ewy,Tyler	1-2	2.0	-	-	1.0-1	-	1.0-6						
Cervantes,Jake	1-2	2.0	-	-	-	-	2.0-11						

## Game by Game Sacks - at least 1 sack

	UA-A	TOT	UNK	FHSU	NSU	UCO	SBU	LU	TSU	LWU	NWMSU	MWSU	ESU
Walker,Corey	3-1	3.5	-	1.0-2	1.0-2	-	1.5-16						
Dowty,Alex	3-1	3.5	1.0-2	1.0-9	-	-	1.5-12						
Oladapo,Adebayo	0-2	1.0	-	-	-	-	1.0-8						
Taylor,Jahmil	1-0	1.0	-	1.0-7	-	-	DNP						
Kelly,Jayveri	1-0	1.0	1.0-8	-	-	-	-						
Cervantes,Jake	1-0	1.0	-	-	-	-	1.0-8						
Ewy,Tyler	0-2	1.0	-	-	-	-	1.0-6						

## Passing

Mitch Buhler	ATT-CMP-INT	PCT	YDS	TD	LNG	Sacks-Yds	Effic.
Nebraska-Kearney	13-24-0	54.2	179	2	36	0-0	144.32
Fort Hays State	15-20-0	75.0	252	4	52	0-0	246.84
Northeastern State	16-32-1	50.0	169	1	38	1-2	98.43
Central Oklahoma	23-48-2	47.9	368	2	75	3-22	117.73
Southwest Baptist	7-21-0	33.3	57	1	14	0-0	71.85
TOTALS	74-145-3	51.0	1025	10	75	4-24	129.03

Joel Piper	ATT-CMP-INT	PCT	YDS	TD	LNG	Sacks-Yds	Effic.
Nebraska-Kearney	3-8-0	37.5	33	0	14	1-8	72.15
Fort Hays State	1-7-1	14.3	6	0	6	0-0	-7.09
Southwest Baptist	7-12-0	58.3	128	3	47	0-0	230.43
TOTALS	11-27-1	40.7	167	3	47	1-8	121.96

## Game By Game Rushing

	No-Yds/TD	UNK	FHSU	NSU	UCO	SBU	LU	TSU	LWU	NWMSU	MWSU	ESU
Groves,Hayden	70-256/3	15-44/1	16-80/1	19-47/0	5-13/0	15-72/1						
Stewart,Kameron	50-245/3	7-33/0	11-87/1	7-22/1	5--1/0	20-104/1						
Lockhart,Donnie	42-150/1	6-9/0	12-62/0	9-28/0	10-38/1	5-13/0						
Brown,Tyrell	17-117/0	1-9/0	7-72/0	2-5/0	2-3/0	5-28/0						
Fancher,Mark	2-30/0	0-0/0	0-0/0	0-0/0	1-19/0	1-11/0						
Atagi,Bryce	1-3/0	1-3/0	0-0/0	0-0/0	0-0/0	0-0/0						
TEAM	2--4/0	DNP	DNP	2--4/0	0-0/0	DNP						
Buhler,Mitch	13--7/0	3--1/0	1-6/0	2-0/0	6--18/0	1-6/0						
Piper,Joel	1--8/0	1--8/0	0-0/0	DNP	DNP	0-0/0						
Hart,Jordan	1--10/0	1--10/0	0-0/0	0-0/0	0-0/0	0-0/0						

**Game By Game Receiving**

	No-Yds/TD	UNK	FHSU	NSU	UCO	SBU	LU	TSU	LWU	NWMSU	MWSU	ESU
Kobbeman,Matt	15-223/3	2-23/1	3-35/1	5-91/0	3-59/1	2-15/0						
Hurst,Tore'	17-193/3	2-9/0	5-77/0	3-23/1	3-47/0	4-37/2						
Groves,Hayden	8-177/1	2-57/0	1-10/0	1--7/0	4-117/1	0-0/0						
Hart,Jordan	7-135/2	1-10/0	3-49/1	2-29/0	0-0/0	1-47/1						
Mertz,Ryan	9-117/0	2-24/0	0-0/0	2-17/0	4-46/0	1-30/0						
Fancher,Mark	6-97/2	2-23/0	2-71/2	1-3/0	1-0/0	0-0/0						
Crimmins,Connor	5-60/1	2-38/0	0-0/0	0-0/0	1--1/0	2-23/1						
Brown,Tyrell	3-55/0	0-0/0	0-0/0	0-0/0	1-12/0	2-43/0						
Lockhart,Donnie	5-51/0	0-0/0	0-0/0	0-0/0	3-27/0	2-24/0						
Gourley,Brad	2-30/0	0-0/0	0-0/0	0-0/0	2-30/0	0-0/0						
Stewart,Kameron	5-26/0	0-0/0	2-16/0	1-1/0	0-0/0	2-9/0						
Jackson,Schuyle	2-22/0	2-22/0	0-0/0	0-0/0	0-0/0	DNP						
Steuber,Alec	1-6/1	1-6/1	0-0/0	0-0/0	0-0/0	0-0/0						

**Game By Game Punt Returns**

	No-Yds	UNK	FHSU	NSU	UCO	SBU	LU	TSU	LWU	NWMSU	MWSU	ESU
Myers,Jaime	17-126	4-29	1-22	2-18	2-11	8-46						
Connors,Devon	1-26	-	-	1-26	-	-						

**Game By Game Kickoff Returns**

	No-Yds	UNK	FHSU	NSU	UCO	SBU	LU	TSU	LWU	NWMSU	MWSU	ESU
Fancher,Mark	15-328	2-49	3-55	4-89	4-105	2-30						
Hart,Jordan	2-33	1-21	-	-	1-12	-						

**Game By Game Interception Returns**

	No-Yds	UNK	FHSU	NSU	UCO	SBU	LU	TSU	LWU	NWMSU	MWSU	ESU
Oladapo,Adebayo	1-0	-	-	1-0	-	-						
Connors,Devon	1-0	-	-	1-0	-	-						
Wright,Isaac	1-11	DNP	DNP	DNP	-	1-11						
Myers,Jaime	1-0	-	-	-	-	1-0						
Shine,T.J.	1-16	1-16	-	-	-	-						
Kenney,Calvin	1-0	-	1-0	-	-	-						

**Game by Game All-Purpose Yards (minimum 100 yards)**

	TOT	UNK	FHSU	NSU	UCO	SBU	LU	TSU	LWU	NWMSU	MWSU	ESU
Fancher,Mark	455	72	126	111	116	30						
Groves,Hayden	433	101	90	40	130	72						
Stewart,Kameron	271	33	103	23	-1	113						
Kobbeman,Matt	223	23	35	91	59	15						
Lockhart,Donnie	201	9	62	28	65	37						
Hurst,Tore'	193	9	77	23	47	37						
Brown,Tyrell	172	9	72	17	46	28						
Hart,Jordan	158	21	49	29	12	47						
Myers,Jaime	126	29	22	18	11	46						
Mertz,Ryan	117	24	-	17	46	30						

**Forced Fumbles**

	No.	UNK	FHSU	NSU	UCO	SBU	LU	TSU	LWU	NWMSU	MWSU	ESU
Carlisle,Jeremy	1	DNP	1	-	-	-						
Ewy,Tyler	1	-	-	1	-	-						
Myers,Jaime	1	-	1	-	-	-						
Atagi,Bryce	1	-	1	-	-	-						
Oladapo,Adebayo	1	1	-	-	-	-						
Stewart,Kameron	1	1	-	-	-	-						
Linn,Jeremy	1	-	1	-	-	-						

**Fumbles Recovered**

	No.	UNK	FHSU	NSU	UCO	SBU	LU	TSU	LWU	NWMSU	MWSU	ESU
Stewart,Kameron	1	1	-	-	-	-						
Atagi,Bryce	1	-	1	-	-	-						
Carlisle,Jeremy	1	DNP	1	-	-	-						
Ewy,Tyler	1	-	-	1	-	-						
Linn,Jeremy	1	-	1	-	-	-						
Myers,Jaime	1	-	1	-	-	-						
Oladapo,Adebayo	1	1	-	-	-	-						

# 2012 ICHABOD GAME NOTES

## Fumble Returns

	No.-Yds	UNK	FHSU	NSU	UCO	SBU	LU	TSU	LWU	NWMSU	MWSU	ESU
--												

## Fumbles

	No.-Lost	UNK	FHSU	NSU	UCO	SBU	LU	TSU	LWU	NWMSU	MWSU	ESU
Myers,Jaime	2-2	1-1	-	-	-	1-1						
Buhler,Mitch	1-0	-	-	-	1-0	-						

## Ichabods In the Redzone

date	opponent	score	times in RZ	times scored	points scored	TDs	rush TDs	pass TDs	FGs made	FGA	Failed to score in RZ					game
											downs	int.	fumb	half		
Aug 30	Nebraska-Kearney	W 24-14	5	4	24	3	1	2	1	0	0	0	0	0	1	0
Sep 08	at Fort Hays State	W 45-20	5	4	24	3	1	2	1	1	0	0	0	0	0	
Sep 15	Northeastern State	W 24-20	3	3	17	2	1	1	1	0	0	0	0	0	0	
Sep 22	at Central Oklahoma	L 20-35	2	1	7	1	1	0	0	0	0	1	0	0	0	
Sep 29	Southwest Baptist	W 42-14	5	5	35	5	2	3	0	0	0	0	0	0	0	
<b>TOTALS</b>			20	17	107	14	6	8	3	1	0	1	0	1	0	
			17 of 20 (85.0%)													

## Opponents In the Redzone

date	opponent	score	times in RZ	times scored	points scored	TDs	rush TDs	pass TDs	FGs made	FGA	Failed to score in RZ					game
											downs	int.	fumb	half		
Aug 30	Nebraska-Kearney	W 24-14	5	2	14	2	0	2	0	1	2	0	0	0	0	
Sep 08	at Fort Hays State	W 45-20	2	2	13	2	1	1	0	0	0	0	0	0		
Sep 15	Northeastern State	W 24-20	3	2	10	1	1	0	1	1	0	0	0	0		
Sep 22	at Central Oklahoma	L 20-35	4	4	21	2	2	0	2	0	0	0	0	0		
Sep 29	Southwest Baptist	W 42-14	2	2	14	2	1	1	0	0	0	0	0	0		
<b>TOTALS</b>			16	12	72	9	5	4	3	2	2	0	0	0		
			12 of 16 (75.0%)													

## Washburn Statistics

Date	Opponent	Rushing				Receiving				Passing				Kick Ret				Punt Ret				tot off
		no.	yds	td	lg	no.	yds	td	lg	c-a-i	yds	td	lg	no.	yds	td	lg	no.	yds	td	lg	
Aug 30, 2012	NEBRASKA-KEARNEY	35	79	1	13	16	212	2	36	16-32-0	212	2	36	3	70	0	28	4	29	0	12	291
Sep 08, 2012	at Fort Hays State	47	307	2	53	16	258	4	52	16-27-1	258	4	52	3	55	0	20	1	22	0	22	565
Sep 15, 2012	NORTHEASTERN STATE	42	117	1	19	16	169	1	38	16-32-1	169	1	38	4	89	0	34	3	44	1	26	286
Sep 22, 2012	at Central Oklahoma	29	46	1	11	23	368	2	75	23-48-2	368	2	75	5	117	0	47	2	11	0	8	414
Sep 29, 2012	SOUTHWEST BAPTIST	46	223	2	24	14	185	4	47	14-33-0	185	4	47	2	30	0	17	8	46	0	19	408
Washburn		199	772	7	53	85	1192	13	75	85-172-4	1192	13	75	17	361	0	47	18	152	1	26	1964
Opponent		187	705	5	66	83	845	6	92	83-168-6	845	6	92	25	491	0	54	18	137	0	28	1550

Games played: 5

Avg per rush: 3.9

Avg per catch: 14.0

Pass efficiency: 127.92

Kick ret avg: 21.2

Punt ret avg: 8.4

All purpose avg/game: 500.8

Total offense avg/gm: 392.8

## Opponent Statistics

Date	Opponent	Rushing				Receiving				Passing				Kick Ret				Punt Ret				tot off
		no.	yds	td	lg	no.	yds	td	lg	c-a-i	yds	td	lg	no.	yds	td	lg	no.	yds	td	lg	
Aug 30, 2012	NEBRASKA-KEARNEY	46	146	0	16	23	203	2	20	23-34-1	203	2	20	5	65	0	21	4	34	0	15	349
Sep 08, 2012	at Fort Hays State	32	115	1	19	13	131	1	21	13-31-1	131	1	21	8	195	0	39	2	30	0	24	246
Sep 15, 2012	NORTHEASTERN STATE	36	251	1	66	17	172	1	46	17-39-2	172	1	46	4	56	0	26	4	18	0	28	423
Sep 22, 2012	at Central Oklahoma	37	149	2	40	15	238	1	92	15-30-0	238	1	92	1	18	0	18	3	20	0	12	387
Sep 29, 2012	SOUTHWEST BAPTIST	36	44	1	22	15	101	1	26	15-34-2	101	1	26	7	157	0	54	5	35	0	17	145
Opponent totals		187	705	5	66	83	845	6	92	83-168-6	845	6	92	25	491	0	54	18	137	0	28	1550
Washburn		199	772	7	53	85	1192	13	75	85-172-4	1192	13	75	17	361	0	47	18	152	1	26	1964

Games played: 5

Avg per rush: 3.8

Avg per catch: 10.2

Pass efficiency: 96.30

Kick ret avg: 19.6

Punt ret avg: 7.6

All purpose avg/game: 454.0

Total offense avg/gm: 310.0

**Washburn Individual Superlatives**

Rushes	20	Stewart,Kameron vs Southwest Baptist (Sep 29
Yards Rushing	104	Stewart,Kameron vs Southwest Baptist (Sep 29
TD Rushes	1	seven times
Long Rush	53	Brown,Tyrell at Fort Hays State (Sep 08
Pass attempts	48	Buhler,Mitch at Central Oklahoma (Sep 22
Pass completions	23	Buhler,Mitch at Central Oklahoma (Sep 22
Yards Passing	368	Buhler,Mitch at Central Oklahoma (Sep 22
TD Passes	4	Buhler,Mitch at Fort Hays State (Sep 08
Long Pass	75	Buhler,Mitch at Central Oklahoma (Sep 22
Receptions	5	Hurst,Tore' at Fort Hays State (Sep 08
		Kobbeman,Matt vs Northeastern State (Sep 15
Yards Receiving	117	Groves,Hayden at Central Oklahoma (Sep 22
TD Receptions	2	Fancher,Mark at Fort Hays State (Sep 08
		Hurst,Tore' vs Southwest Baptist (Sep 29
Long Reception	75	Groves,Hayden at Central Oklahoma (Sep 22
Field Goals	1	Linn,Jeremy vs Nebraska-Kearney (Aug 30
		Linn,Jeremy at Fort Hays State (Sep 08
		Linn,Jeremy vs Northeastern State (Sep 15
Long Field Goal	30	Linn,Jeremy at Fort Hays State (Sep 08
Punts	7	Hummert,Aaron vs Northeastern State (Sep 15
		Hummert,Aaron vs Southwest Baptist (Sep 29
Punting Avg	54.0	Buhler,Mitch vs Nebraska-Kearney (Aug 30
Long Punt	65	Hummert,Aaron vs Northeastern State (Sep 15
Punts inside 20	3	Hummert,Aaron vs Southwest Baptist (Sep 29
Long Punt Return	26	Connors,Devon vs Northeastern State (Sep 15
Long Kickoff Return	47	Fancher,Mark at Central Oklahoma (Sep 22
Tackles	14	Taylor,Jahmil vs Nebraska-Kearney (Aug 30
		Atagi,Bryce vs Southwest Baptist (Sep 29
Sacks	1.5	Dowty,Alex vs Southwest Baptist (Sep 29
		Walker,Corey vs Southwest Baptist (Sep 29
Tackles For Loss	3.0	Kelly,Jayveri vs Nebraska-Kearney (Aug 30
Interceptions	1	Shine,T.J. vs Nebraska-Kearney (Aug 30
		Kenney,Calvin at Fort Hays State (Sep 08
		Connors,Devon vs Northeastern State (Sep 15
		Oladapo,Adebayo vs Northeastern State (Sep 15
		Myers,Jaime vs Southwest Baptist (Sep 29
		Wright,Isaac vs Southwest Baptist (Sep 29

**Washburn Team Superlatives**

Rushes	47	at Fort Hays State (Sep 08
Yards Rushing	307	at Fort Hays State (Sep 08
Yards Per Rush	6.5	at Fort Hays State (Sep 08
TD Rushes	2	at Fort Hays State (Sep 08
		vs Southwest Baptist (Sep 29
Pass attempts	48	at Central Oklahoma (Sep 22
Pass completions	23	at Central Oklahoma (Sep 22
Yards Passing	368	at Central Oklahoma (Sep 22
Yards Per Pass	9.6	at Fort Hays State (Sep 08
TD Passes	4	at Fort Hays State (Sep 08
		vs Southwest Baptist (Sep 29
Total Plays	79	vs Southwest Baptist (Sep 29
Total Offense	565	at Fort Hays State (Sep 08
Yards Per Play	7.6	at Fort Hays State (Sep 08
Points	45	at Fort Hays State (Sep 08
Sacks By	6	vs Southwest Baptist (Sep 29
First Downs	26	at Fort Hays State (Sep 08
Penalties	11	at Fort Hays State (Sep 08
Penalty Yards	95	at Fort Hays State (Sep 08
Turnovers	2	at Central Oklahoma (Sep 22
Interceptions By	2	vs Northeastern State (Sep 15
		vs Southwest Baptist (Sep 29
Punts	8	vs Southwest Baptist (Sep 29
Punting Avg	47.0	vs Southwest Baptist (Sep 29
Long Punt	65	vs Northeastern State (Sep 15
Punts inside 20	4	vs Southwest Baptist (Sep 29
Long Punt Return	26	vs Northeastern State (Sep 15

**Opponent Individual Superlatives**

Rushes	22	Birmingham,J., at Central Oklahoma (Sep 22
Yards Rushing	176	Rockmore,Joel, vs Northeastern State (Sep 15
TD Rushes	1	Austin,Tarean, at Fort Hays State (Sep 08
		Rockmore,Joel, vs Northeastern State (Sep 15
		Bobo,Christian, at Central Oklahoma (Sep 22
		Birmingham,J., at Central Oklahoma (Sep 22
		Swortwood,MJ, vs Southwest Baptist (Sep 29
Long Rush	66	Rockmore,Joel, vs Northeastern State (Sep 15
Pass attempts	39	Deaton,Johnny, vs Northeastern State (Sep 15
Pass completions	23	Kaiser,Aric, vs Nebraska-Kearney (Aug 30
Yards Passing	218	Nelson,Adrian, at Central Oklahoma (Sep 22
TD Passes	2	Kaiser,Aric, vs Nebraska-Kearney (Aug 30
Long Pass	92	Nelson,Adrian, at Central Oklahoma (Sep 22
Receptions	6	Lehner,Adam, vs Nebraska-Kearney (Aug 30
		Berry,Matt, vs Nebraska-Kearney (Aug 30
		Sherman,J., vs Northeastern State (Sep 15
Yards Receiving	97	Walters,Marquis, at Central Oklahoma (Sep 22
TD Receptions	2	Lehner,Adam, vs Nebraska-Kearney (Aug 30
Long Reception	92	Walters,Marquis, at Central Oklahoma (Sep 22
Field Goals	2	Patton,Drew, vs Northeastern State (Sep 15
		Robbs,Chris, at Central Oklahoma (Sep 22
Long Field Goal	46	Patton,Drew, vs Northeastern State (Sep 15
Punts	7	Owens,Cameron, at Fort Hays State (Sep 08
		Robbs,Chris, at Central Oklahoma (Sep 22
		Batres,Jorge, vs Southwest Baptist (Sep 29
Punting Avg	41.1	Owens,Cameron, at Fort Hays State (Sep 08
Long Punt	53	Robbs,Chris, at Central Oklahoma (Sep 22
Punts inside 20	4	Owens,Cameron, at Fort Hays State (Sep 08
		Robbs,Chris, at Central Oklahoma (Sep 22
Long Punt Return	28	Jones,Vernon, vs Northeastern State (Sep 15
Long Kickoff Return	54	Ross,Nyran, vs Southwest Baptist (Sep 29
Tackles	14	Hubert,Austin, at Fort Hays State (Sep 08
Sacks	1.0	Dandy,Ashton, at Central Oklahoma (Sep 22
		Newton,Tyler, at Central Oklahoma (Sep 22
Tackles For Loss	3.5	Schwieger,Dex, vs Nebraska-Kearney (Aug 30
Interceptions	1	Dumas,Raheeme, at Fort Hays State (Sep 08
		Jones,Vernon, vs Northeastern State (Sep 15
		Harmon,Brad, at Central Oklahoma (Sep 22
		Byford,Colton, at Central Oklahoma (Sep 22

**Opponent Team Superlatives**

Rushes	46	vs Nebraska-Kearney (Aug 30
Yards Rushing	251	vs Northeastern State (Sep 15
Yards Per Rush	7.0	vs Northeastern State (Sep 15
TD Rushes	2	at Central Oklahoma (Sep 22
Pass attempts	39	vs Northeastern State (Sep 15
Pass completions	23	vs Nebraska-Kearney (Aug 30
Yards Passing	238	at Central Oklahoma (Sep 22
Yards Per Pass	7.9	at Central Oklahoma (Sep 22
TD Passes	2	vs Nebraska-Kearney (Aug 30
Total Plays	80	vs Nebraska-Kearney (Aug 30
Total Offense	423	vs Northeastern State (Sep 15
Yards Per Play	5.8	at Central Oklahoma (Sep 22
Points	35	at Central Oklahoma (Sep 22
Sacks By	3	at Central Oklahoma (Sep 22
First Downs	21	vs Nebraska-Kearney (Aug 30
Penalties	8	vs Southwest Baptist (Sep 29
Penalty Yards	77	vs Northeastern State (Sep 15
Turnovers	3	at Fort Hays State (Sep 08
		vs Northeastern State (Sep 15
Interceptions By	2	at Central Oklahoma (Sep 22
Punts	12	vs Southwest Baptist (Sep 29
Punting Avg	41.1	at Fort Hays State (Sep 08
Long Punt	53	at Central Oklahoma (Sep 22
Punts inside 20	4	at Fort Hays State (Sep 08
		at Central Oklahoma (Sep 22
Long Punt Return	28	vs Northeastern State (Sep 15

## Ichabod Scoring Drives

Quarter	Clock	Game	Scoring Play	Scoring Drive	Score (WU-Opponent)
2nd	09:12	WU-UNK	Kobbeman,Matt 14 yd pass from Buhler,Mitch (Linn,Jeremy kick)	6 plays, 70 yards, TOP 2:12	7 - 7
2nd	00:32	WU-UNK	Linn,Jeremy 25 yd field goal	7 plays, 23 yards, TOP 0:51	7 - 10
3rd	11:14	WU-UNK	Groves,Hayden 1 yd run (Linn,Jeremy kick)	10 plays, 75 yards, TOP 3:41	7 - 17
4th	14:56	WU-UNK	Steuber,Alec 6 yd pass from Buhler,Mitch (Linn,Jeremy kick)	2 plays, 14 yards, TOP 0:13	14 - 24
1st	11:14	WU-FHSU	Kobbeman,Matt 17 yd pass from Buhler,Mitch (Linn,Jeremy kick)	8 plays, 83 yards, TOP 3:46	7 - 0
1st	09:55	WU-FHSU	Hart,Jordan 40 yd pass from Buhler,Mitch (Linn,Jeremy kick)	1 play, 40 yards, TOP 0:09	14 - 0
1st	07:00	WU-FHSU	Groves,Hayden 1 yd run (Linn,Jeremy kick)	6 plays, 28 yards, TOP 2:41	21 - 0
1st	01:02	WU-FHSU	Fancher,Mark 19 yd pass from Buhler,Mitch (Linn,Jeremy kick)	5 plays, 37 yards, TOP 2:43	28 - 0
2nd	07:38	WU-FHSU	Fancher,Mark 52 yd pass from Buhler,Mitch (Linn,Jeremy kick)	9 plays, 80 yards, TOP 4:08	35 - 0
2nd	00:48	WU-FHSU	Stewart,Kameron 32 yd run (Linn,Jeremy kick)	10 plays, 99 yards, TOP 4:34	42 - 0
3rd	02:55	WU-FHSU	Linn,Jeremy 30 yd field goal	7 plays, 62 yards, TOP 3:07	45 - 6
1st	07:37	WU-NSU	Hurst,Tore' 9 yd pass from Buhler,Mitch (Linn,Jeremy kick)	8 plays, 60 yards, TOP 2:21	3 - 7
2nd	14:54	WU-NSU	Connors,Devon 26 yd blocked punt return (Linn,Jeremy kick)	--	10 - 14
2nd	05:53	WU-NSU	Linn,Jeremy 26 yd field goal	5 plays, 43 yards, TOP 1:36	10 - 17
2nd	00:32	WU-NSU	Stewart,Kameron 1 yd run (Linn,Jeremy kick)	5 plays, 17 yards, TOP 1:18	10 - 24
2nd	00:13	WU-UCO	Kobbeman,Matt 32 yd pass from Buhler,Mitch (Linn,Jeremy kick)	6 plays, 74 yards, TOP 1:09	7 - 6
3rd	10:51	WU-UCO	Lockhart,Donnie 1 yd run (Linn,Jeremy kick)	8 plays, 63 yards, TOP 3:09	14 - 6
4th	02:23	WU-UCO	Groves,Hayden 75 yd pass from Buhler,Mitch (Linn,Jeremy kick blockd)	3 plays, 75 yards, TOP 0:35	20 - 35
1st	10:18	WU-SBU	Hurst,Tore' 13 yd pass from Buhler,Mitch (Linn,Jeremy kick)	5 plays, 41 yards, TOP 1:52	0 - 7
2nd	13:39	WU-SBU	Groves,Hayden 3 yd run (Linn,Jeremy kick)	9 plays, 58 yards, TOP 4:10	7 - 14
2nd	09:45	WU-SBU	Hurst,Tore' 8 yd pass from Piper,Joel (Linn,Jeremy kick)	4 plays, 54 yards, TOP 1:40	7 - 21
2nd	06:17	WU-SBU	Hart,Jordan 47 yd pass from Piper,Joel (Linn,Jeremy kick)	5 plays, 69 yards, TOP 1:45	7 - 28
4th	12:51	WU-SBU	Stewart,Kameron 2 yd run (Linn,Jeremy kick)	4 plays, 15 yards, TOP 2:02	7 - 35
4th	01:35	WU-SBU	Crimmins,Connor 19 yd pass from Piper,Joel (Linn,Jeremy kick)	7 plays, 53 yards, TOP 3:55	14 - 42

## Opponent Scoring Drives

Quarter	Clock	Game	Scoring Play	Scoring Drive	Score (WU-Opponent)
2nd	11:28	WU-UNK	Lehner,Adam 3 yd pass from Kaiser,Aric (Farlee,Drew kick)	12 plays, 64 yards, TOP 4:43	7 - 0
3rd	05:12	WU-UNK	Lehner,Adam 9 yd pass from Kaiser,Aric (Farlee,Drew kick)	14 plays, 73 yards, TOP 5:54	14 - 17
3rd	06:02	WU-FHSU	Austin,Tarean 1 yd run (O'Brien,Drew kick failed)	14 plays, 94 yards, TOP 4:44	42 - 6
4th	06:32	WU-FHSU	Dumas,Raheeme 28 yd interception return (O'Brien,Drew kick)	--	45 - 13
4th	03:16	WU-FHSU	Alexander,Treyv 3 yd pass from Austin,Tarean (O'Brien,Drew kick)	7 plays, 38 yards, TOP 1:48	45 - 20
1st	10:03	WU-NSU	Patton,Drew 46 yd field goal	11 plays, 53 yards, TOP 4:57	3 - 0
1st	05:03	WU-NSU	Sherman,Jermaine 46 yd pass from Deaton,Johnny (Patton,Drew kick)	6 plays, 71 yards, TOP 2:29	10 - 7
4th	10:43	WU-NSU	Rockmore,Joel 3 yd run (Patton,Drew kick)	7 plays, 53 yards, TOP 2:28	17 - 24
4th	07:09	WU-NSU	Patton,Drew 27 yd field goal	7 plays, 62 yards, TOP 2:04	20 - 24
2nd	06:48	WU-UCO	Robbs,Chris 25 yd field goal	10 plays, 57 yards, TOP 3:55	0 - 3
2nd	01:27	WU-UCO	Robbs,Chris 28 yd field goal	9 plays, 43 yards, TOP 3:49	0 - 6
3rd	09:26	WU-UCO	Walters,Marquis 92 yd pass from Nelson,Adrian (Nelson,Adrian pass failed)	3 plays, 82 yards, TOP 1:19	14 - 12
3rd	03:17	WU-UCO	Byford,Colton 25 yd interception return (Carson,C.J. pass from Nelson,Adrian)		14 - 20
4th	08:33	WU-UCO	Bobo,Christian 1 yd run (Johnson,Sam pass from Nelson,Adrian)	5 plays, 73 yards, TOP 2:12	14 - 28
4th	02:58	WU-UCO	Birmingham,J. 8 yd run (Robbs,Chris kick)	6 plays, 50 yards, TOP 3:33	14 - 35
1st	06:13	WU-SBU	Duhaney,Justin 9 yd pass from Connors,Dan (Colliver,John kick)	5 plays, 22 yards, TOP 1:05	7 - 7
4th	10:21	WU-SBU	Swortwood,MJ 1 yd run (Colliver,John kick)	5 plays, 26 yards, TOP 2:14	14 - 35

**Long Plays for WU in 2012 - Plays of at least 30 yards**

			Opponent
*75	Pass	Groves, Hayden from Buhler, Mitch	Central Oklahoma
53	Rush	Brown, Tyrell	Fort Hays State
*52	Pass	Fancher, Mark from Buhler, Mitch	Fort Hays State
*47	Pass	Hart, Jordan from Piper, Joel	Southwest Baptist
47	KR	Fancher, Mark	Central Oklahoma
*40	Pass	Hart, Jordan from Buhler, Mitch	Fort Hays State
38	Pass	Kobbeman, Matt from Buhler, Mitch	Northeastern State
36	Pass	Groves, Hayden from Buhler, Mitch	Nebraska-Kearney
34	KR	Fancher, Mark	Northeastern State
34	Pass	Hurst, Tore' from Buhler, Mitch	Fort Hays State
33	Pass	Groves, Hayden from Buhler, Mitch	Central Oklahoma
*32	Pass	Kobbeman, Matt from Buhler, Mitch	Central Oklahoma
*32	Rush	Stewart, Kameron	Fort Hays State
30	Pass	Mertz, Ryan from Piper, Joel	Southwest Baptist

Scored a touchdown on the play

**30-yard plays by player**

Player	No.	TD	R	P	KR	PR	IR	FR
Groves, Hayden	3	1	0	3	0	0	0	0
Fancher, Mark	3	1	0	2	0	0	0	0
Hart, Jordan	2	2	0	2	0	0	0	0
Kobbeman, Matt	2	1	0	2	0	0	0	0
Stewart, Kameron	1	1	1	0	0	0	0	0
Hurst, Tore'	1	0	0	1	0	0	0	0
Mertz, Ryan	1	0	0	1	0	0	0	0
Brown, Tyrell	1	0	1	0	0	0	0	0
<b>TOTAL</b>	<b>14</b>	<b>6</b>	<b>2</b>	<b>10</b>	<b>2</b>	<b>0</b>	<b>0</b>	<b>0</b>

**Long Plays for the Ichabods in 2012 by the numbers**

Long Plays By Yards No.	TD
100+	0
90-99	0
80-89	0
70-79	1
60-69	0
50-59	2
40-49	3
30-39	8
20-29	0

**Long Plays for the Ichabods in 2012 by type**

By Type	No.	TD
Rushing	2	1
Passing	10	5
Punt returns	0	0
Kick returns	2	0
Interceptions	0	0
Fumble returns	0	0
Other	0	0
<b>TOTAL</b>	<b>14</b>	<b>6</b>

**Longest Plays of the year for the Ichabods in 2012**

Rushing	53	Brown, Tyrell vs Fort Hays State (9/8/2012)
Rushing Touchdown	32	Stewart, Kameron vs Fort Hays State (9/8/2012)
Passing	75	Groves, Hayden from Buhler, Mitch vs Central Oklahoma (9/22/2012)
Passing Touchdown	75	Groves, Hayden from Buhler, Mitch vs Central Oklahoma (9/22/2012)
Punt Return	23	Myers, Jaime vs Northeastern State (9/15/2012)
Kick Return	47	Fancher, Mark vs Central Oklahoma (9/22/2012)
Interception Return	16	Shine, T.J. vs Nebraska-Kearney (8/30/2012)
Fumble Return	None	
Punt	65	Hummert, Aaron vs Northeastern State (9/15/2012)
Field Goal	30	Linn, Jeremy vs Fort Hays State (9/8/2012)

**Special Teams tackle leaders for 2012**

	Total	KO's	Punt
Seibel, Jason	5	4	1
Iverson, Payton	5	4	1
Macken, Ryan	5	1	4
Williams, Willie	5	0	5
Dewey, Brit	4	3	1
Jackson, Schuyler	3	3	0
Steuber, Alec	3	3	0
Crimmins, Connor	3	0	3
Fancher, Mark	2	0	2
Wooten, Shay	2	2	0
Brunson, Kyle	2	2	0
<b>TOTALS</b>	<b>43</b>	<b>24</b>	<b>19</b>

**Rushing tackle leaders for 2012**

	Totals
Atagi, Bryce	35
Macken, Ryan	23
Kelly, Jayveri	19
Williams, Willie	18
Kenney, Calvin	15
Taylor, Jahmil	14
Cervantes, Jake	12
Oladapo, Adebayo	10
Walker, Corey	8
Dowty, Alex	7
Wooten, Shay	7
Wright, Isaac	7
Myers, Jaime	7

**Passing tackle leaders for 2012**

	Totals
Kenney, Calvin	11
Atagi, Bryce	10
Connors, Devon	8
Williams, Willie	7
Taylor, Jahmil	6
Waller, Arlan	6
Myers, Jaime	6
Shine, T.J.	5
Wooten, Shay	4
Macken, Ryan	4
Rimmer, DeAnthony	3

**Starters by game during the 2012 season**

Offense	TE	LT	LG	C	RG	RT	WR-X	WR-Z	QB	FB	RB	PK
<b>UNK</b>	Hurst	Dieckhaus	Lisher	Duncan	Hillman	Ready	Kobbeman	Fancher	Buhler	Stueber	Lockhart	Linn
<b>at FHSU</b>	Hurst	Dieckhaus	Hillman	Duncan	C. Brown	Ready	Kobbeman	Fancher	Buhler	Stueber	Lockhart	Linn
<b>NSU</b>	Hurst	Dieckhaus	Hillman	Duncan	C. Brown	Ready	Kobbeman	Fancher	Buhler	Stueber	Lockhart	Linn
<b>at UCO</b>	Hurst	Dieckhaus	Hillman	Duncan	C. Brown	Ready	Kobbeman	Fancher	Buhler	Stueber	Lockhart	Linn
<b>SBU</b>	Hurst	Dieckhaus	Hillman	Duncan	C. Brown	Ready	Kobbeman	Fancher	Buhler	Stueber	Lockhart	Linn

**at LU**

**TSU**

**at LWU**

**NWMSU**

**at MWSU**

**ESU**

Defense	DE	DT	DT	DE	OLB	ILB	ILB	OLB	RCB	LCB	FS	P
<b>UNK</b>	Walker	Kelly	Cervantes	Oladapo	Myers	Atagi	Taylor	Williams	Shine	Connors	Kenney	Hummert
<b>at FHSU</b>	Walker	Kelly	Cervantes	Oladapo	Myers	Atagi	Taylor	Williams	Shine	Connors	Kenney	Hummert
<b>NSU</b>	Walker	Kelly	Cervantes	Oladapo	Myers	Atagi	Taylor	Williams	Shine	Connors	Kenney	Hummert
<b>at UCO</b>	Walker	Kelly	Cervantes	Oladapo	Myers	Atagi	Macken	Williams	Shine	Connors	Kenney	Hummert
<b>SBU</b>	Walker	Kelly	Cervantes	Oladapo	Myers	Atagi	Macken	Williams	Shine	Connors	Kenney	Hummert

**at LU**

**TSU**

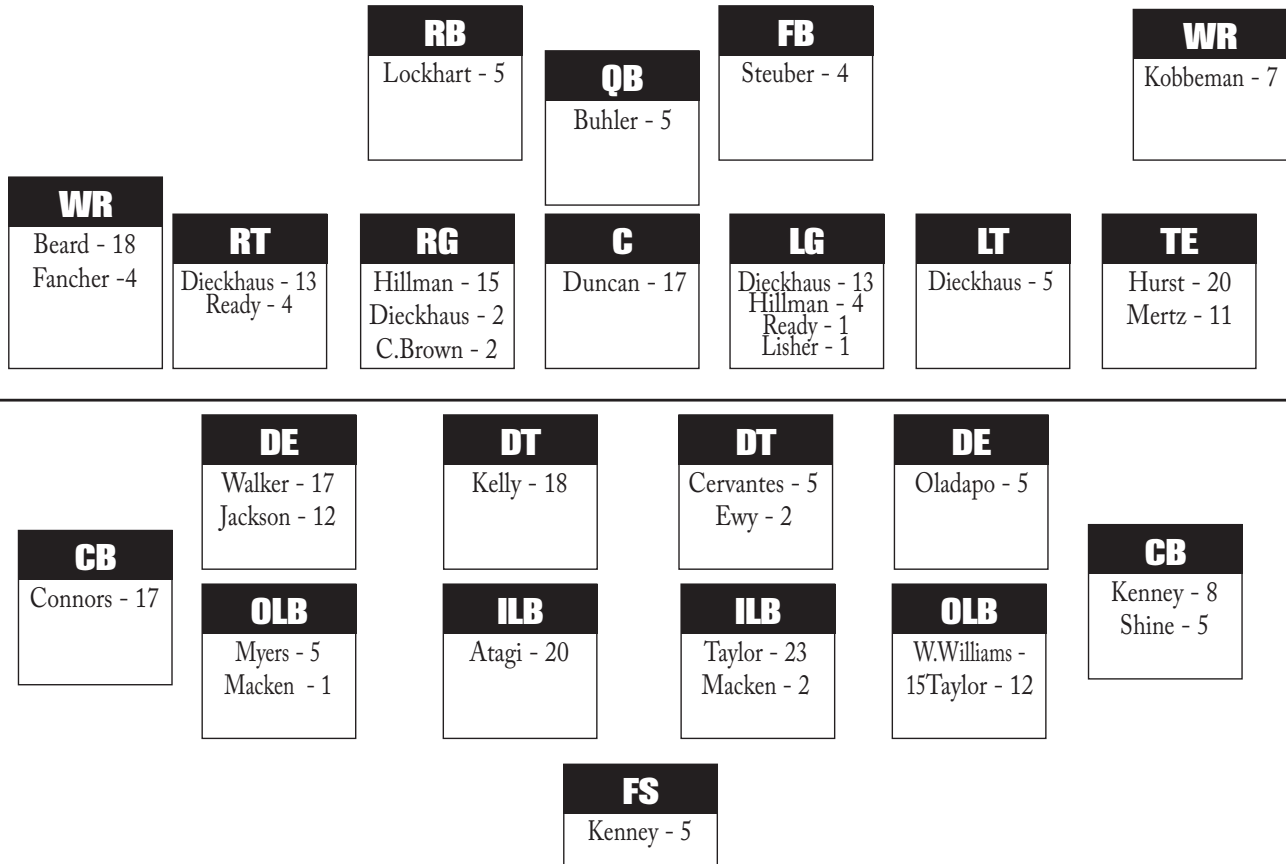
**at LWU**

**NWMSU**

**at MWSU**

**ESU**

**Career starts by position players**



# THE LAST TIME IT HAPPENED

**400 Passing Yards**

11/19/11 vs Abilene Christian - Dane Simoneau (424 yards)

**300 Passing Yards**

11/12/11 vs Central Missouri - Dane Simoneau (337 yards)

**50 Pass Attempts**

11/12/11 vs Central Missouri - Dane Simoneau (29 of 50 attempts)

**40 Pass Attempts**

09/22/2012 at Central Oklahoma - Mitch Buhler (23 of 48 attempts)

**20 Pass Completions**

09/22/2012 at Central Oklahoma - Mitch Buhler (23 of 48 attempts)

**100-199 Receiving Yards**

09/22/2012 at Central Oklahoma - Hayden Groves (117 yards - 4 receptions)

**Two or more receivers with at least 100 Yards**

11/12/11 vs Central Missouri - Ronnell Garner (102 yards - 7 receptions); DaJuan Beard (103 yards - 6 receptions)

**200 or more Receiving Yards**

12/04/11 vs Midwestern State - Joe Hastings (223 yards - 10 receptions)

**100-170 Rushing Yards**

09/29/12 vs Southwest Baptist - Kameron Stewart (104 yards - 20 carries)

**Two or more rushers with at least 100 Yards**

10/29/11 vs Fort Hays State - Justin Cooper (111 yards - 16 carries); Sean McPherson (102 yards - 20 carries)

**Three or more rushers with at least 100 Yards**

10/20/07 vs Truman - Ra'Shawn Mosley (147 yards - 21 carries); Brandon Walker (133 yards - 19 carries); Terrance Lowe (117 yards - 11 carries)

**171-199 or more Rushing Yards**

10/02/10 at Fort Hays State - Vershon Moore (171 yards - 28 carries)

**200 or more Rushing Yards**

8/28/10 at Colorado Mines - Vershon Moore (218 - 24 carries)

**Kickoff returned for a touchdown**

11/1/08 vs Pittsburg State - Brandon Walker - 89 yards

**Punt returned for a touchdown**

9/15/12 vs Northeastern State - Devon Connors, 26-yard return (off Devon Connors blocked punt)

**Punt returned for a touchdown (not on a blocked punt)**

9/18/10 vs Missouri Western - Ronnell Garner (47 yards)

**Interception returned for a touchdown**

11/26/11 at Pittsburg State - Bryce Atagi (50 yards)

**Fumble Recovery for a touchdown**

11/05/11 at Pittsburg State - Devon Connors (52 yards)

**At least 3.0 sacks**

10/8/11 vs Truman - Dakota Palan-Johnson (3.0 sacks)

**At least 4.0 tackles for loss**

10/8/11 vs Truman - Dakota Palan-Johnson (4.5 tackles for loss for 23 yards)

**At least 17 tackles**

11/26/11 at Pittsburg State - Casey Curran (17 tackles - 6 solo) and Jahmil Taylor (17 tackles - 6 solo)

**500 Yards in Team Total Offense**

09/08/12 at Fort Hays State - (565 total yards)

**600 Yards in Team Total Offense**

10/29/11 vs Fort Hays State (620 total yards)

**30 First Downs**

12/4/04 vs Northern State - (543 total yards - 13 rushing, 15 passing, 2 penalty)

**Overtime Game**

10/24/09 at Northwest Missouri - (loss 22-19 in overtime)

**Double Overtime Game**

10/16/10 at Pittsburg State - (win 35-34 in double overtime)

**Last Time Shutout**

11/7/98 vs Central Missouri - (loss 37-0 -- a streak of 149 games without one)

**Last Time Washburn Recorded a shutout**

11/6/10 vs Emporia State- (win 42-0) - 19 games without one

# AFCA TOP 25 POLL

**2012 AFCA Top 25 Coaches Poll**

Oct. 1, 2012	Rec.	Pts.	Prv.
<b>1. Pittsburg St. (Kan.) (29)</b>	<b>4-0</b>	<b>749</b>	<b>1</b>
2. Colorado St.-Pueblo	5-0	712	3
3. Grand Valley St. (Mich.)	5-0	684	4
4. Winston-Salem St. (N.C.) (1)	5-0	657	5
<b>5. Missouri Western St.</b>	<b>5-0</b>	<b>627</b>	<b>7</b>
6. New Haven (Conn.)	4-0	602	8
7. Bloomsburg (Pa.)	5-0	569	10
<b>8. Northwest Missouri St.</b>	<b>4-1</b>	<b>485</b>	<b>11</b>
9. Ashland (Ohio)	5-0	467	13
10. Minnesota-Duluth	4-1	445	2
11. Ouachita Baptist (Ark.)	4-0	443	12
12. Minnesota St.-Mankato	5-0	409	15
13. Midwestern St. (Texas)	3-1	377	14
14. Henderson St. (Ark.)	5-0	337	17
15. Saginaw Valley St. (Mich.)	4-1	271	16
16t. California (Pa.)	4-1	256	6
16t. Shippensburg (Pa.)	5-0	256	21
18. West Alabama	4-1	217	19
19. Wayne St. (Mich.)	3-1	201	18
<b>20. Washburn (Kan.)</b>	<b>4-1</b>	<b>185</b>	<b>20</b>
21. West Texas A&M	4-1	140	23
22. Indiana (Pa.)	4-1	124	22
23. Sioux Falls (S.D.)	5-0	112	25
24. Humboldt St. (Calif.)	4-1	84	9
<b>25. Emporia St. (Kan.)</b>	<b>5-0</b>	<b>72</b>	<b>NR</b>

Dropped Out: Newberry (S.C.) (24)

Others Receiving Votes: Central Missouri, 69; Harding (Ark.), 57; Hillsdale (Mich.), 45; Central Washington, 38; North Carolina-Pembroke, 11; Miles (Ala.), 10; Shepherd (W.Va.), 9; West Chester (Pa.), 6; Michigan Tech, 5; Newberry (S.C.), 5; Chadron St. (Neb.), 3; St. Cloud State (Minn.), 3; Tuskegee (Ala.), 3; Bentley (Mass.), 2; New Mexico Highlands, 2; Indianapolis (Ind.), 1.

# D2FOOTBALL.COM POLL

**2012 D2Football.com Poll - Sept. 24**

Rank	Record	LW
1	Pittsburg State	4-0 1
2	Minnesota Duluth	4-0 2
3	Grand Valley	4-0 3
4	CSU-Pueblo	4-0 4
5	Missouri Western	4-0 5
6	California	4-0 6
7	Minnesota State	4-0 7
8	Winston-Salem	4-0 8
9	New Haven	4-0 9
10	West Alabama	3-1 11
11	Northwest Missouri	3-1 10
12	Bloomsburg	4-0 12
13	Hillsdale	3-1 15
14	Midwestern State	2-1 16
15	West Texas A&M	3-1 17
16	Humboldt State	4-0 19
17	Saginaw Valley	3-1 20
18	Central Missouri	3-1 22
19	Ashland	4-0 25
20	Ouachita Baptist	3-0 24
21	Shippensburg	4-0 NR
22	Michigan Tech	3-0 NR
23	IUP	3-1 21
24	Washburn	3-1 13
25	Sioux Falls	4-0 NR

**WU Week by Week in the 2012 National Polls**

	P	1	2	3	4	5	6	7	8	9	10	11
<b>AFCA</b>	20	15	9	9	20	20						
<b>D2FB.com</b>	25	21	15	13	24							

# 2012 WASHBURN PLAYERS OF THE WEEK

## as selected by Ichabod Coaching Staff

Game	Off. Skill	Def. Skill	Special Teams	Off. Line	Def. Line	Work Team Off.	Work Team Def.	Big Hit
UNK	Hayden Groves, RB	Calvin Kenney, FS	Aaron Hummert, P Jeremy Linn, PK	Steve Dieckhaus, LT	Jayveri Kelly, DT	Matt Buhler, WR	Josh Sander, DB	Kameron Stewart, RB Haynde Groves, RB
at FHSU	Kameron Stewart, RB	Calvin Kenney, FS	Aaron Hummert, P Jeremy Carlisle, WR	Kyle Duncan, C	Jahmil Taylor, LB	Sam Eickhoff, OL	Zach Franklin, DB	Jahmil Taylor, LB
NSU	Ryan Mertz, TE	Devon Connors, DB	Devon Connors, DB Aaron Hummert, P	Steve Dieckhaus, LT	Adebayo Oladapo, DE	Brad Gourley, WR	Josh Brown, LB	Devon Connors, DB John Clay, LG Steve Dieckhaus, LT
at UCO	Donnie Lockhart, RB	Ryan Macken, LB Willie Williams, LB	Mark Fancher, WR Jeremy Linn, PK Aaron Hummert, P	Kyle Duncan, C	Adebayo Oladapo, DE	Chad Williams, QB	Carl Hendricks, LB	Tyrell Brown, WR Donnie Lockhart, RB
SBU	Kameron Stewart, RB	Bryce Atagi, LB	Brit Dewey, DB Aaron Hummert, P	Kyle Duncan, C	Alex Dowty, DE	Jerame Littell, QB	Randy Luedke, LB	Ryan Macken, LB

## Washburn in the AFCA National Poll under Craig Schurig

<b>Number of times in the ranking</b>	38	<b>Most consecutive times receiving votes</b>	35	<b>Most consecutive weeks at No. 1</b>	0
<b>Number of times in the Top 10</b>	13	<b>Most consecutive times in the top 10</b>	5 (twice)	<b>Last No. 1 ranking</b>	n/a
<b>Highest ranking</b>	3 (10/17/11)	<b>Times ranked No. 1</b>	0	<b>Last week ranked</b>	20 (10/1/12)
<b>Highest final ranking</b>	11 (2011)	<b>Most weeks at No. 1</b>	0	<b>Highest Preseason Ranking</b>	10 (8/9/10)

Year	Week-by-week in the national poll under head coach Craig Schurig														Final
	Pre	1	2	3	4	5	6	7	8	9	10	11	12	(** no Week 12 vote)	
2002	-- (8/20)	-- (9/3)	-- (9/10)	-- (9/17)	-- (9/24)	-- (10/1)	-- (10/8)	-- (10/15)	-- (10/22)	-- (10/29)	-- (11/5)	-- (11/12)	-- (11/19)	-- (12/12)	
2003	--	-- (9/2)	-- (9/9)	RV (9/16)	-- (9/23)	-- (9/30)	-- (10/7)	-- (10/13)	-- (10/21)	-- (10/28)	-- (11/4)	-- (11/11)	-- (11/18)	-- (12/16)	
2004	-- (8/24)	-- (8/31)	-- (9/7)	-- (9/14)	-- (9/21)	-- (9/28)	-- (10/5)	-- (10/12)	-- (10/19)	-- (10/26)	-- (11/2)	-- (11/9)	-- (11/16)	-- (12/14)	
2005	-- (8/23)	-- (8/30)	RV (9/6)	24 (9/13)	24 (9/20)	RV (9/27)	25 (10/4)	13 (10/11)	10 (10/18)	6 (10/25)	5 (11/1)	12 (11/8)	**	13 (12/18)	
2006	17 (8/23)	17 (8/31)	T15 (9/5)	25 (9/12)	22 (9/19)	20 (9/26)	19 (10/3)	RV (10/10)	RV (10/17)	-- (10/24)	-- (10/31)	-- (11/7)	-- (11/14)	-- (12/20)	
2007	25 (8/21)	RV (8/28)	RV (9/4)	RV (9/11)	RV (9/18)	-- (9/25)	-- (10/2)	RV (10/9)	RV (10/16)	RV (10/23)	RV (10/30)	-- (11/6)	RV (11/13)	24 (12/18)	
2008	RV (8/12)	22 (9/2)	18 (9/9)	25 (9/16)	RV (9/23)	-- (9/30)	-- (10/7)	-- (10/14)	-- (10/21)	RV (10/28)	-- (11/4)	-- (11/11)	-- (11/18)	-- (12/16)	
2009	RV (8/17)	RV (8/31)	RV (9/7)	22 (9/14)	RV (9/21)	17 (9/28)	12 (10/5)	20 (10/12)	16 (10/19)	RV (10/26)	RV (11/2)	-- (11/9)	**	25 (12/14)	
2010	10 (8/9)	9 (8/30)	15 (9/6)	15 (9/13)	RV (9/20)	RV (9/27)	RV (10/4)	RV (10/11)	RV (10/18)	RV (10/25)	RV (11/1)	RV (11/8)	RV (11/15)	RV (12/20)	
2011	18 (8/15)	15 (9/5)	13 (9/12)	8 (9/19)	8 (9/26)	5 (10/3)	5 (10/10)	3 (10/17)	12 (10/23)	9 (10/30)	6 (11/7)	15 (11/15)	**	11 (12/19)	
2012	20 (8/13)	15 (9/4)	9 (9/11)	9 (9/17)	20(9/24)	20 (10/1)									

**2012 Washburn Ichabod Football**  
**Washburn Individual Season/Career Statistics (as of Oct 01, 2012)**  
**All games**

	SEASON									CAREER								
<b>Rushing</b>	<b>gp</b>	<b>att</b>	<b>gain</b>	<b>loss</b>	<b>net</b>	<b>avg</b>	<b>td</b>	<b>lg</b>	<b>avg/g</b>	<b>gp</b>	<b>att</b>	<b>gain</b>	<b>loss</b>	<b>net</b>	<b>avg</b>	<b>td</b>	<b>lg</b>	<b>avg/g</b>
Groves, Hayden	5	70	270	14	256	3.7	3	24	51.2	5	70	270	14	256	3.7	3	24	51.2
Stewart, Kameron	5	50	259	14	245	4.9	3	32	49.0	5	50	259	14	245	4.9	3	32	49.0
Lockhart, Donnie	5	42	155	5	150	3.6	1	17	30.0	5	42	155	5	150	3.6	1	17	30.0
Brown, Tyrell	5	17	118	1	117	6.9	0	53	23.4	6	17	118	1	117	6.9	0	53	19.5
Fancher, Mark	5	2	30	0	30	15.0	0	19	6.0	26	2	30	0	30	15.0	0	19	1.2
Atagi, Bryce	5	1	3	0	3	3.0	0	3	0.6	30	1	3	0	3	3.0	0	3	0.1
TEAM	2	2	0	4	-4	-2.0	0	0	-2.0									
Buhler, Mitch	5	13	20	27	-7	-0.5	0	6	-1.4	10	20	27	53	-26	-1.3	0	7	-2.6
Piper, Joel	3	1	0	8	-8	-8.0	0	0	-2.7	3	1	0	8	-8	-8.0	0	0	-2.7
Hart, Jordan	5	1	0	10	-10	-10.0	0	0	-2.0	5	1	0	10	-10	-10.0	0	0	-2.0
Total	5	199	855	83	772	3.9	7	53	154.4									
Opponents	5	187	869	164	705	3.8	5	66	141.0									
<b>Passing</b>	<b>gp</b>	<b>effic</b>	<b>comp-att-int</b>	<b>pct</b>	<b>yds</b>	<b>td</b>	<b>lg</b>	<b>avg/g</b>	<b>gp</b>	<b>effic</b>	<b>comp-att-int</b>	<b>pct</b>	<b>yds</b>	<b>td</b>	<b>lg</b>	<b>avg/g</b>		
Buhler, Mitch	5	129.03	74-145-3	51.0	1025	10	75	205.0	10	130.56	85-165-3	51.5	1192	11	75	119.2		
Piper, Joel	3	121.96	11-27-1	40.7	167	3	47	55.7	3	121.96	11-27-1	40.7	167	3	47	55.7		
Total	5	127.92	85-172-4	49.4	1192	13	75	238.4										
Opponents	5	96.30	83-168-6	49.4	845	6	92	169.0										
<b>Receiving</b>	<b>gp</b>	<b>no.</b>	<b>yds</b>	<b>avg</b>	<b>td</b>	<b>lg</b>	<b>avg/g</b>	<b>gp</b>	<b>no.</b>	<b>yds</b>	<b>avg</b>	<b>td</b>	<b>lg</b>	<b>avg/g</b>				
Hurst, Tore'	5	17	193	11.4	3	34	38.6	29	70	1020	14.6	17	47	35.2				
Kobbeman, Matt	5	15	223	14.9	3	38	44.6	22	71	962	13.5	6	67	43.7				
Mertz, Ryan	5	9	117	13.0	0	30	23.4	39	58	1016	17.5	5	74	26.1				
Groves, Hayden	5	8	177	22.1	1	75	35.4	5	8	177	22.1	1	75	35.4				
Hart, Jordan	5	7	135	19.3	2	47	27.0	5	7	135	19.3	2	47	27.0				
Fancher, Mark	5	6	97	16.2	2	52	19.4	26	11	230	20.9	2	63	8.8				
Crimmins, Connor	5	5	60	12.0	1	27	12.0	6	5	60	12.0	1	27	10.0				
Lockhart, Donnie	5	5	51	10.2	0	14	10.2	5	5	51	10.2	0	14	10.2				
Stewart, Kameron	5	5	26	5.2	0	11	5.2	5	5	26	5.2	0	11	5.2				
Brown, Tyrell	5	3	55	18.3	0	26	11.0	6	3	55	18.3	0	26	9.2				
Gourley, Brad	5	2	30	15.0	0	21	6.0	5	2	30	15.0	0	21	6.0				
Jackson, Schuyler	4	2	22	11.0	0	16	5.5	14	5	55	11.0	0	16	3.9				
Steuber, Alec	5	1	6	6.0	1	6	1.2	5	1	6	6.0	1	6	1.2				
Total	5	85	1192	14.0	13	75	238.4											
Opponents	5	83	845	10.2	6	92	169.0											
<b>Total Offense</b>	<b>g</b>	<b>plays</b>	<b>rush</b>	<b>pass</b>	<b>total</b>	<b>avg/g</b>	<b>g</b>	<b>plays</b>	<b>rush</b>	<b>pass</b>	<b>total</b>	<b>avg/g</b>						
Buhler, Mitch	5	158	-7	1025	1018	203.6	10	185	-26	1192	1166	116.6						
Groves, Hayden	5	70	256	0	256	51.2	5	70	256	0	256	51.2						
Stewart, Kameron	5	50	245	0	245	49.0	5	50	245	0	245	49.0						
Piper, Joel	3	28	-8	167	159	53.0	3	28	-8	167	159	53.0						
Lockhart, Donnie	5	42	150	0	150	30.0	5	42	150	0	150	30.0						
Brown, Tyrell	5	17	117	0	117	23.4	6	17	117	0	117	19.5						
Fancher, Mark	5	2	30	0	30	6.0	26	2	30	0	30	1.2						
Atagi, Bryce	5	1	3	0	3	0.6	30	1	3	0	3	0.1						
TEAM	2	2	-4	0	-4	-2.0												
Hart, Jordan	5	1	-10	0	-10	-2.0	5	1	-10	0	-10	-2.0						
Total	5	371	772	1192	1964	392.8												
Opponents	5	355	705	845	1550	310.0												

**2012 Washburn Ichabod Football**  
**Washburn Individual Season/Career Statistics (as of Oct 01, 2012)**  
**All games**

Scoring	SEASON						CAREER							
	td	fg	PAT			pts	td	fg	PAT			pts		
		kick	rush	rcv	pass		dxp	saf	kick	rush	rcv		pass	dxp
Linn,Jeremy	-	3-5	20-21	-	-	-	-	-	-	-	-	-	-	122
Groves,Hayden	4	-	-	-	-	-	-	-	-	-	-	-	-	24
Hurst,Tore'	3	-	-	-	-	-	-	17	-	-	-	2	-	106
Kobbeman,Matt	3	-	-	-	-	-	-	6	-	-	-	-	-	36
Stewart,Kameron	3	-	-	-	-	-	-	3	-	-	-	-	-	18
Hart,Jordan	2	-	-	-	-	-	-	2	-	-	-	-	-	12
Fancher,Mark	2	-	-	-	-	-	-	2	-	-	-	-	-	12
Crimmins,Connor	1	-	-	-	-	-	-	1	-	-	-	-	-	6
Connors,Devon	1	-	-	-	-	-	-	2	-	-	-	-	-	12
Steuber,Alec	1	-	-	-	-	-	-	1	-	-	-	-	-	6
Lockhart,Donnie	1	-	-	-	-	-	-	1	-	-	-	-	-	6
<b>Total</b>	<b>21</b>	<b>3-5</b>	<b>20-21</b>	<b>-</b>	<b>-</b>	<b>-</b>	<b>-</b>	<b>-</b>	<b>-</b>	<b>-</b>	<b>-</b>	<b>-</b>	<b>-</b>	<b>155</b>
<b>Opponents</b>	<b>13</b>	<b>4-6</b>	<b>9-10</b>	<b>-</b>	<b>2</b>	<b>2-3</b>	<b>-</b>	<b>-</b>	<b>-</b>	<b>-</b>	<b>-</b>	<b>-</b>	<b>-</b>	<b>103</b>

Punt Returns	no.	yds	avg	td	lg	no.	yds	avg	td	lg
Myers,Jaime	17	126	7.4	0	23	17	126	7.4	0	23
Connors,Devon	1	26	26.0	1	26	1	26	26.0	1	26
<b>Total</b>	<b>18</b>	<b>152</b>	<b>8.4</b>	<b>1</b>	<b>26</b>	<b>18</b>	<b>152</b>	<b>8.4</b>	<b>1</b>	<b>26</b>
<b>Opponents</b>	<b>18</b>	<b>137</b>	<b>7.6</b>	<b>0</b>	<b>28</b>	<b>18</b>	<b>137</b>	<b>7.6</b>	<b>0</b>	<b>28</b>

Kick Returns	no.	yds	avg	td	lg	no.	yds	avg	td	lg
Fancher,Mark	15	328	21.9	0	47	41	954	23.3	0	53
Hart,Jordan	2	33	16.5	0	21	2	33	16.5	0	21
<b>Total</b>	<b>17</b>	<b>361</b>	<b>21.2</b>	<b>0</b>	<b>47</b>	<b>17</b>	<b>361</b>	<b>21.2</b>	<b>0</b>	<b>47</b>
<b>Opponents</b>	<b>25</b>	<b>491</b>	<b>19.6</b>	<b>0</b>	<b>54</b>	<b>25</b>	<b>491</b>	<b>19.6</b>	<b>0</b>	<b>54</b>

Interceptions	no.	yds	avg	td	lg	no.	yds	avg	td	lg
Myers,Jaime	1	0	0.0	0	0	1	0	0.0	0	0
Connors,Devon	1	0	0.0	0	0	3	26	8.7	0	17
Oladapo,Adebayo	1	0	0.0	0	0	3	25	8.3	0	17
Wright,Isaac	1	11	11.0	0	11	1	11	11.0	0	11
Shine,T.J.	1	16	16.0	0	16	1	16	16.0	0	16
Kenney,Calvin	1	0	0.0	0	0	2	31	15.5	0	31
<b>Total</b>	<b>6</b>	<b>27</b>	<b>4.5</b>	<b>0</b>	<b>16</b>	<b>6</b>	<b>27</b>	<b>4.5</b>	<b>0</b>	<b>16</b>
<b>Opponents</b>	<b>4</b>	<b>92</b>	<b>23.0</b>	<b>2</b>	<b>37</b>	<b>4</b>	<b>92</b>	<b>23.0</b>	<b>2</b>	<b>37</b>

Fumble Returns	no.	yds	avg	td	lg	no.	yds	avg	td	lg
<b>Total</b>	<b>0</b>	<b>0</b>	<b>0.0</b>	<b>0</b>	<b>0</b>	<b>0</b>	<b>0</b>	<b>0.0</b>	<b>0</b>	<b>0</b>
<b>Opponents</b>	<b>0</b>	<b>0</b>	<b>0.0</b>	<b>0</b>	<b>0</b>	<b>0</b>	<b>0</b>	<b>0.0</b>	<b>0</b>	<b>0</b>

**2012 Washburn Ichabod Football**  
**Washburn Individual Season/Career Statistics (as of Oct 01, 2012)**  
**All games**

All Purpose	SEASON								CAREER							
	g	rush	rcv	pr	kr	ir	total	avg/g	g	rush	rcv	pr	kr	ir	total	avg/g
Fancher, Mark	5	30	97	0	328	0	455	91.0	26	30	230	15	954	0	1229	47.3
Groves, Hayden	5	256	177	0	0	0	433	86.6	5	256	177	0	0	0	433	86.6
Stewart, Kameron	5	245	26	0	0	0	271	54.2	5	245	26	0	0	0	271	54.2
Kobbeman, Matt	5	0	223	0	0	0	223	44.6	22	0	962	0	0	0	962	43.7
Lockhart, Donnie	5	150	51	0	0	0	201	40.2	5	150	51	0	0	0	201	40.2
Hurst, Tore'	5	0	193	0	0	0	193	38.6	29	3	1020	0	0	0	1023	35.3
Brown, Tyrell	5	117	55	0	0	0	172	34.4	6	117	55	0	0	0	172	28.7
Hart, Jordan	5	-10	135	0	33	0	158	31.6	5	-10	135	0	33	0	158	31.6
Myers, Jaime	5	0	0	126	0	0	126	25.2	5	0	0	126	0	0	126	25.2
Mertz, Ryan	5	0	117	0	0	0	117	23.4	39	0	1016	0	0	0	1016	26.1
Crimmins, Connor	5	0	60	0	0	0	60	12.0	6	0	60	0	0	0	60	10.0
Gourley, Brad	5	0	30	0	0	0	30	6.0	5	0	30	0	0	0	30	6.0
Connors, Devon	5	0	0	26	0	0	26	5.2	24	0	0	26	146	26	198	8.2
Jackson, Schuyle	4	0	22	0	0	0	22	5.5	14	0	55	0	0	0	55	3.9
Shine, T.J.	5	0	0	0	0	16	16	3.2	5	0	0	0	0	16	16	3.2
Wright, Isaac	2	0	0	0	0	11	11	5.5	2	0	0	0	0	11	11	5.5
Steuber, Alec	5	0	6	0	0	0	6	1.2	5	0	6	0	0	0	6	1.2
Atagi, Bryce	5	3	0	0	0	0	3	0.6	30	3	0	0	0	50	53	1.8
TEAM	2	-4	0	0	0	0	-4	-2.0								
Buhler, Mitch	5	-7	0	0	0	0	-7	-1.4	10	-26	0	0	0	0	-26	-2.6
Piper, Joel	3	-8	0	0	0	0	-8	-2.7	3	-8	0	0	0	0	-8	-2.7
Total	5	772	1192	152	361	27	2504	500.8								
Opponents	5	705	845	137	491	92	2270	454.0								

Field Goals	att	good	long	blkd	att	good	long	blkd
Linn, Jeremy	5	3	30	0	21	15	41	0
Total	5	3	30	0				
Opponents	6	4	46	0				

Punting	no.	yds	avg	lg	blk	no.	yds	avg	lg	blk
Hummert, Aaron	27	1189	44.0	65	0	65	2711	41.7	67	0
Buhler, Mitch	4	177	44.2	54	1	4	177	44.2	54	1
TEAM	1	5	5.0	5	0					
Total	32	1371	42.8	65	1					
Opponents	38	1323	34.8	53	1					

Kickoffs	no.	yds	avg	tb	ob	no.	yds	avg	tb	ob
Linn, Jeremy	29	1666	57.4	3	1	116	6432	55.4	11	2
Total	29	1666	57.4	3	1					
Opponents	22	1181	53.7	3	2					

**2012 Washburn Ichabod Football**  
**Washburn Individual Season/Career Statistics (as of Oct 01, 2012)**  
**All games**


##	Defensive Leaders	SEASON										CAREER											
		gp	ua	a	total	tfl	sack	int	pbu	fr	ff	blk	gp	ua	a	total	tfl	sack	int	pbu	fr	ff	blk
2	Atagi, Bryce	5	18	28	46	6.5	.	.	1	1	1	.	30	91	106	197	21.0	5.5	2	7	3	2	.
4	Macken, Ryan	5	21	11	32	2.5	.	.	1	.	.	.	18	32	22	54	4.5	.	.	2	.	.	.
26	Williams, Willie	5	19	11	30	0.5	.	.	1	.	.	.	29	54	66	120	4.5	0.5	.	8	1	3	.
16	Kenney, Calvin	5	18	9	27	1.0	.	1	4	.	.	.	18	37	21	58	1.0	.	2	6	3	.	.
92	Kelly, Jayveri	5	13	9	22	5.5	1.0	.	2	.	.	.	19	33	35	68	14.5	4.0	.	5	.	.	.
23	Taylor, Jahmil	4	13	8	21	3.0	1.0	.	.	.	.	.	42	146	130	276	24.0	9.0	2	14	.	2	.
31	Myers, Jaime	5	10	5	15	1.5	.	1	3	1	1	.	5	10	5	15	1.5	.	1	3	1	1	.
71	Cervantes, Jake	5	4	11	15	2.0	1.0	.	.	.	.	.	26	15	24	39	6.5	2.0	1	1	1	1	.
52	Oladapo, Adebayo	5	6	7	13	2.0	1.0	1	.	1	.	.	22	18	24	42	9.5	5.0	3	2	.	1	.
38	Wooten, Shay	5	9	4	13	1.5	.	.	.	.	.	.	5	9	4	13	1.5	.	.	.	.	.	.
58	Dowty, Alex	5	7	6	13	4.5	3.5	.	.	.	.	.	9	12	9	21	6.5	3.5	.	.	.	.	.
89	Walker, Corey	5	6	6	12	5.0	3.5	.	2	.	.	.	31	26	34	60	14.0	7.0	.	5	1	.	.
1	Connors, Devon	5	8	2	10	0.0	.	1	3	.	1	.	24	46	19	65	0.5	.	3	8	2	1	1
56	Ewy, Tyler	5	3	7	10	2.0	1.0	.	.	.	1	.	12	6	10	16	3.5	1.0	.	.	.	1	.
37	Wright, Isaac	2	4	5	9	1.0	.	1	.	.	.	.	2	4	5	9	1.0	.	1	.	.	.	.
19	Waller, Arlan	4	5	3	8	0.0	.	.	1	.	.	.	4	5	3	8	0.0	.	.	1	.	.	.
24	Shine, T.J.	5	7	1	8	1.0	.	1	1	.	.	.	5	7	1	8	1.0	.	1	1	.	.	.
11	Iverson, Payton	5	4	2	6	0.0	.	.	.	.	.	.	31	15	19	34	0.0	.	.	1	.	.	.
40	Rimmer, DeAnthony	5	3	2	5	0.0	.	.	.	1	.	.	5	3	2	5	0.0	.	.	.	1	.	.
48	Heiman, Cody	2	3	2	5	0.0	.	.	.	.	.	.	2	3	2	5	0.0	.	.	.	.	.	.
72	Dale, Bryan	5	2	3	5	0.5	.	.	.	.	.	.	17	4	12	16	2.5	1.5	.	.	.	.	.
33	Seibel, Jason	5	3	2	5	0.0	.	.	.	.	.	.	5	3	2	5	0.0	.	.	.	.	.	.
29	Dewey, Brit	4	3	1	4	0.0	.	.	1	.	.	.	4	3	1	4	0.0	.	.	1	.	.	.
14	Crimmins, Connor	5	2	1	3	0.0	.	.	.	.	.	.	6	2	1	3	0.0	.	.	.	.	.	.
36	Steuber, Alec	5	1	2	3	0.0	.	.	.	.	.	.	5	1	2	3	0.0	.	.	.	.	.	.
21	Jackson, Schuyler	4	2	1	3	0.0	.	.	.	.	.	.	14	2	3	5	0.0	.	.	.	.	.	.
88	Mertz, Ryan	5	2	.	2	0.0	.	.	.	.	.	.	39	3	.	3	0.0	.	.	.	.	.	.
32	Joseph, Dwayne	5	1	1	2	0.0	.	.	1	.	.	.	14	3	3	6	0.0	.	.	1	.	.	.
41	Brunson, Kyle	2	2	.	2	0.0	.	.	.	.	.	.	2	2	.	2	0.0	.	.	.	.	.	.
12	Fancher, Mark	5	1	1	2	0.0	.	.	.	.	.	.	26	5	8	13	0.0	.	.	.	.	.	.
78	Penny, Troy	1	1	.	1	0.0	.	.	.	.	.	.	1	1	.	1	0.0	.	.	.	.	.	.
49	Haynes, Devon	3	.	1	1	0.0	.	.	.	.	.	.	3	.	1	1	0.0	.	.	.	.	.	.
7	Jean, Patrick	5	1	.	1	0.0	.	.	.	.	.	.	18	8	3	11	0.0	.	.	4	.	.	.
39	Dudley, Steven	1	.	1	1	0.0	.	.	.	.	.	.	11	4	4	8	0.0	.	.	.	.	.	.
6	Nelson, Jordan	3	1	.	1	0.0	.	.	.	.	.	.	3	1	.	1	0.0	.	.	.	.	.	.
86	Hart, Jordan	5	.	1	1	0.0	.	.	.	.	.	.	5	.	1	1	0.0	.	.	.	.	.	.
82	Carlisle, Jeremy	4	1	.	1	0.0	.	.	.	1	.	.	4	1	.	1	0.0	.	.	.	1	.	.
34	Stewart, Kameron	5	1	.	1	0.0	.	.	.	1	.	.	5	1	.	1	0.0	.	.	.	1	.	.
10	Buhler, Mitch	5	1	.	1	0.0	.	.	.	.	.	.	10	1	.	1	0.0	.	.	.	.	.	.
45	Linn, Jeremy	5	1	.	1	0.0	.	.	.	1	.	.	18	1	.	1	0.0	.	.	.	1	.	.
Total		5	207	154	361	40	12	6	21	3	7	1											
Opponents		5	179	218	397	27	5	4	19	2	2	2											

**Game 1**

Aug. 30, 2012 • Yager Stadium • Att: 6,396

**Nebraska-Kearney 14**

**#20 Washburn 24**



Click Q Code for complete game recap --

- Mitch Buhler made his first career start passing touchdowns.
- Hayden Groves led the Ichabods with 44 yards on the ground rushing and with 57 receiving yards.
- Jahmil Taylor led the Ichabods with 14 tackles including eight solo stops and a tackle for loss.

- T.J. Shine recorded his first interception in an Ichabod uniform.
- Jayveri Kelly had a career-high nine tackles with three tackles for loss and a sack.
- The win lifted the Ichabods to 511-550-44 in their football history.
- The win was the Ichabods' fourth-straight win over Nebraska-Kearney.
- The win made the Ichabods 7-14 all-time against the Lopers.
- The win moved the Ichabods to 12-12 in MIAA openers.
- The win moved the Ichabods to 8-3 in season openers under head coach Craig Schurig.
- The win moved the Ichabods to 72-43-6 in their first game of the season in the program's history.

**Score by Quarters**

<b>Nebraska-Kearney</b>	<b>0</b>	<b>7</b>	<b>7</b>	<b>0</b>	<b>- 14</b>	<b>Record: (0-1, 0-1 MIAA)</b>
<b>#20 Washburn</b>	<b>0</b>	<b>10</b>	<b>7</b>	<b>7</b>	<b>- 24</b>	<b>Record: (1-0, 1-0 MIAA)</b>

**Scoring Summary**

**2nd Quarter**

11:28	UNK	Lehner,Adam 3 yd pass from Kaiser,Aric (Farlee,Drew kick)
09:12	WU	Kobbeman,Matt 14 yd pass from Buhler,Mitch (Linn,Jeremy kick)
00:32	WU	Linn,Jeremy 25 yd field goal

**3rd Quarter**

11:14	WU	Groves,Hayden 1 yd run (Linn,Jeremy kick)
05:12	UNK	Lehner,Adam 9 yd pass from Kaiser,Aric (Farlee,Drew kick)

**4th Quarter**

14:56	WU	Steuber,Alec 6 yd pass from Buhler,Mitch (Linn,Jeremy kick)
-------	----	---

**Individual Stats**

**RUSHING:** Nebraska-Kearney-Flanagan, Tommy 12-64; Trinidad, Ricky 11-41; Kaiser, Aric 13-26; Rush, Stephan 7-15; Chambers, O'Neill 1-6; Berry, Matt 2-minus 6. Washburn-Groves, Hayden 15-44; Stewart, Kameron 7-33; Brown, Tyrell 1-9; Lockhart, Donnie 6-9; Atagi, Bryce 1-3; Buhler, Mitch 3-minus 1; Piper, Joel 1-minus 8; Hart, Jordan 1-minus 10.

**PASSING:** Nebraska-Kearney-Kaiser, Aric 23-34-1-203. Washburn-Buhler, Mitch 13-24-0-179; Piper, Joel 3-8-0-33.

**RECEIVING:** Nebraska-Kearney-Lehner, Adam 6-75; Berry, Matt 6-44; Flanagan, Tommy 5-28; Drudik, Justin 2-16; Rush, Stephan 1-20; Klein, Brett 1-9; Goldt, Dillon 1-6; Chambers, O'Neill 1-5. Washburn-Groves, Hayden 2-57; Crimmins, Connor 2-38; Mertz, Ryan 2-24; Fancher, Mark 2-23; Kobbeman, Matt 2-23; Jackson, Schuyler 2-22; Hurst, Tore 2-9; Hart, Jordan 1-10; Steuber, Alec 1-6.

**INTERCEPTIONS:** Nebraska-Kearney-None. Washburn-Shine, T.J. 1-16.

**FUMBLES:** Nebraska-Kearney-Berry, Matt 2-0. Washburn-Myers, Jaime 1-1.

<b>Team Stats</b>	<b>UNK</b>	<b>WU</b>
FIRST DOWNS	21	21
RUSHES-YARDS (NET)	46-146	35-79
PASSING YDS (NET)	203	212
Passes Att-Comp-Int.	34-23-1	32-16-0
TOTAL OFFENSE PLAYS-YARDS	80-349	67-291
Fumble Returns-Yards	0-0	0-0
Punt Returns-Yards	4-34	4-29
Kickoff Returns-Yards	5-65	3-70
Interception Returns-Yards	0-0	1-16
Punts (Number-Avg)	6-29.0	6-45.0
Fumbles-Lost	2-0	1-1
Penalties-Yards	5-41	8-74
Possession Time	30:46	29:14
Third-Down Conversions	7 of 17	8 of 16
Fourth-Down Conversions	1 of 3	0 of 1
Red-Zone Scores-Chances	2-5	4-5
Sacks By: Number-Yards	1-8	2-10

**Game 2**

Sept. 8, 2012 • Lewis Field • Att: 5,054

**#15 Washburn 45**

**Fort Hays State 20**



Click Q Code for complete game recap --

- The four first half touchdown passes by Mitch Buhler tied an Ichabod record for most TD passes in a half set by Dane Simoneau against Pitt State on Oct. 17, 2009.
- The Ichabods scored the first 42 points of the game and led 42-0 at the break.
- The win lifted the Ichabods to 512-550-44 in its football history.

- The win was the Ichabods' fourth-straight win over the Tigers.
- The win made the Ichabods 41-23-3 all-time against the Tigers.
- The win made the Ichabods 17-13-2 all-time in Hays.
- The 307 rushing yards against Fort Hays State was the 25th time an Ichabod team had recorded at least 300 rushing yards in a game.
- The 565 total offensive yards against the Tigers was the 13th-best single-game total in school history.
- Washburn is 3-5-1 all-time on Sept. 15th and 1-2 in home games on that date.
- Schuyler Jackson had three special team tackles against Fort Hays State setting a career high.

**Score by Quarters**

<b>#15 Washburn</b>	<b>28</b>	<b>14</b>	<b>3</b>	<b>0</b>	<b>- 45</b>	<b>Record: (2-0, 2-0 MIAA)</b>
<b>Fort Hays State</b>	<b>0</b>	<b>0</b>	<b>6</b>	<b>14</b>	<b>- 20</b>	<b>Record: (0-2, 0-2 MIAA)</b>

**Scoring Summary**

**1st Quarter**

11:14	WU	Kobbeman,Matt 17 yd pass from Buhler,Mitch (Linn,Jeremy kick)
09:55	WU	Hart,Jordan 40 yd pass from Buhler,Mitch (Linn,Jeremy kick)
07:00	WU	Groves,Hayden 1 yd run (Linn,Jeremy kick)
01:02	WU	Fancher,Mark 19 yd pass from Buhler,Mitch (Linn,Jeremy kick)

**2nd Quarter**

07:38	WU	Fancher,Mark 52 yd pass from Buhler,Mitch (Linn,Jeremy kick)
00:48	WU	Stewart,Kameron 32 yd run (Linn,Jeremy kick)

**3rd Quarter**

06:02	FHSU	Austin,Tarean 1 yd run (O'Brien,Drew kick failed)
02:55	WU	Linn,Jeremy 30 yd field goal

**4th Quarter**

06:32	FHSU	Dumas,Raheeme 28 yd interception return (O'Brien,Drew kick)
03:16	FHSU	Alexander,Treyv 3 yd pass from Austin,Tarean (O'Brien,Drew kick)

**Individual Stats**

**RUSHING:** Washburn-Stewart, Kameron 11-87; Groves, Hayden 16-80; Brown, Tyrell 7-72; Lockhart, Donnie 6-62; Buhler, Mitch 1-6. Fort Hays State-Brown, Addie 21-114; Ohlde, Shaun 1-3; Austin, Tarean 9-1; Smith, Edward 1-minus 3.

**PASSING:** Washburn-Buhler, Mitch 15-20-0-252; Piper, Joel 1-7-1-6. Fort Hays State-Austin, Tarean 13-31-1-131.

**RECEIVING:** Washburn-Hurst, Tore 5-77; Hart, Jordan 3-49; Kobbeman, Matt 3-35; Fancher, Mark 2-71; Stewart, Kameron 2-16; Groves, Hayden 1-10. Fort Hays State-Cordon, Eli 4-55; Alexander, Treyv 3-29; Gallon, Corneliu 3-22; Ohlde, Shaun 1-12; Brown, Grant 1-9; Brown, Addie 1-4.

**INTERCEPTIONS:**

Washburn-Kennedy, Calvin 1-0.  
Fort Hays State-Dumas, Raheeme 1-28.

**FUMBLES:**

Washburn-None.  
Fort Hays State-Cooper, Shaquill 1-1; Austin, Tarean 1-1; Smith, Edward 1-0; Albert, Treveon 1-0.

<b>Team Stats</b>	<b>WU</b>	<b>FHSU</b>
FIRST DOWNS	26	16
RUSHES-YARDS (NET)	47-307	32-115
PASSING YDS (NET)	258	131
Passes Att-Comp-Int.	27-16-1	31-13-1
TOTAL OFFENSE PLAYS-YARDS	74-565	63-246
Fumble Returns-Yards	0-0	0-0
Punt Returns-Yards	1-22	2-30
Kickoff Returns-Yards	3-55	8-195
Interception Returns-Yards	1-0	1-28
Punts (Number-Avg)	4-43.8	7-41.1
Fumbles-Lost	0-0	4-2
Penalties-Yards	11-95	5-35
Possession Time	34:59	25:01
Third-Down Conversions	8 of 14	6 of 13
Fourth-Down Conversions	0 of 0	0 of 0
Red-Zone Scores-Chances	4-5	2-2
Sacks By: Number-Yards	3-18	0-0

**Game 3**


Sept. 15, 2012 • Yager Stadium • Att: 5,671



**Northeastern State 20**



**#9 Washburn 24**



Click Q Code for complete game recap --

- Washburn improved to 7-21 when trailing after the first quarter as Northeastern State held a 10-7 lead.
- Washburn had been above a 50 percent 3rd down conversion rate in each game prior to the Northeastern State game.
- In the second half against Northeastern State, Washburn was only 2 of 10 on 3rd down conversions. In the first half Washburn was 7 of 9 against Northeastern State.
- The blocked punt return for a touchdown was the first by an Ichabod since Michael Krajicek had a 5-yard return off his own block against Emporia State on Nov. 7, 2009.
- Devon Connors was named the MIAA's Special Teams Athlete of the Week after blocking a punt and returning it 26 yards for a TD. He also had an interception which sealed the game for Washburn.
- Ryan Macken had a career-high 10 tackles in the game for Washburn.

**Score by Quarters**

Northeastern State	10	0	0	10	-	20	Record: (0-3, 0-3 MIAA)
#9 Washburn	7	17	0	0	-	24	Record: (3-0, 3-0 MIAA)

**Scoring Summary**

**1st Quarter**

10:03	NSU	Patton, Drew	46 yd field goal
07:37	WU	Hurst, Tore	9 yd pass from Buhler, Mitch (Linn, Jeremy kick)
05:03	NSU	Sherman, Jermaine	46 yd pass from Deaton, Johnny (Patton, Drew kick)

**2nd Quarter**

14:54	WU	Connors, Devon	26 yd blocked punt return (Linn, Jeremy kick)
05:53	WU	Linn, Jeremy	26 yd field goal
00:32	WU	Stewart, Kameron	1 yd run (Linn, Jeremy kick)

**4th Quarter**

10:43	NSU	Rockmore, Joel	3 yd run (Patton, Drew kick)
07:09	NSU	Patton, Drew	27 yd field goal

**Individual Stats**

RUSHING: Northeastern State-Rockmore, Joel 15-176; Dixon, Terrance 16-61; Deaton, Johnny 4-18; TEAM 1-minus 4. Washburn-Groves, Hayden 19-47; Lockhart, Donnie 9-28; Stewart, Kameron 7-22; Fancher, Mark 1-19; Brown, Tyrell 2-5; Buhler, Mitch 2-0; TEAM 2-minus 4.

PASSING: Northeastern State-Deaton, Johnny 17-39-2-172. Washburn-Buhler, Mitch 16-32-1-169.

RECEIVING: Northeastern State-Sherman, Jermaine 6-84; McJunkins, Prince 3-24; Dvorak, Ryan 3-20; Whitlow, Nick 1-23; Coleman, Jahmai 1-7; Rockmore, Joel 1-5; Dixon, Terrance 1-5; Bryant, Chucky 1-4. Washburn-Kobbeman, Matt 5-91; Hurst, Tore 3-23; Hart, Jordan 2-29; Mertz, Ryan 2-17; Brown, Tyrell 1-12; Fancher, Mark 1-3; Stewart, Kameron 1-1; Groves, Hayden 1-minus 7.

**INTERCEPTIONS:**

Northeastern State-Jones, Vernon 1-2.  
Washburn-Connors, Devon 1-0; Oladapo, Adebayo 1-0.

**FUMBLES:**

Northeastern State-Rockmore, Joel 2-1; TEAM 1-0. Washburn-None.

Team Stats	NSU	WU
FIRST DOWNS	18	17
RUSHES-YARDS (NET)	36-251	42-117
PASSING YDS (NET)	172	169
Passes Att-Comp-Int.	39-17-2	32-16-1
TOTAL OFFENSE PLAYS-YARDS	75-423	74-286
Fumble Returns-Yards	0-0	0-0
Punt Returns-Yards	4-18	3-44
Kickoff Returns-Yards	4-56	4-89
Interception Returns-Yards	1-2	2-0
Punts (Number-Avg)	6-30.5	7-42.4
Fumbles-Lost	3-1	0-0
Penalties-Yards	7-77	5-50
Possession Time	29:02	30:58
Third-Down Conversions	7 of 16	7 of 19
Fourth-Down Conversions	0 of 0	0 of 2
Red-Zone Scores-Chances	2-3	3-3
Sacks By: Number-Yards	1-2	1-2

**Game 4**


Sept. 22, 2012 • Wantland Stadium • Att: 2,500



**#9 Washburn 20**



**Central Oklahoma 35**



Click Q Code for complete game recap --

- Washburn dropped the Ichabods to 513-551-44 in its football history.
- The loss evened the all-time series with UCO at 1-1.
- Washburn dropped to 4-1 under Craig Schurig against teams from Oklahoma.
- The loss dropped the Ichabods to 1-1 under Craig Schurig in games played in Oklahoma. In Schurig's second year at Washburn, the Ichabods beat Langston 28-0 in a game played in Guthrie, Okla.
- Against teams from Oklahoma, Schurig is now 4-1 with two wins over Langston and single wins over Central Oklahoma and Northeastern State.
- Mitch Buhler passed for career-high 368 yards on 23 of 48 passing with two interceptions and two touchdowns.
- Hayden Groves had four catches for 117 yards and one touchdown.
- The Ichabods led 7-6 at the break and dropped to 60-10 when leading at the half and not winning the game.

**Score by Quarters**

#9 Washburn	0	7	7	6	-	20	Record: (3-1, 3-1 MIAA)
Central Oklahoma	0	6	14	15	-	35	Record: (1-3, 1-3 MIAA)

**Scoring Summary**

**2nd Quarter**

06:48	UCO	Robbs, Chris	25 yd field goal
01:27	UCO	Robbs, Chris	28 yd field goal
00:13	WU	Kobbeman, Matt	32 yd pass from Buhler, Mitch (Linn, Jeremy kick)

**3rd Quarter**

10:51	WU	Lockhart, Donnie	1 yd run (Linn, Jeremy kick)
09:26	UCO	Walters, Marquis	92 yd pass from Nelson, Adrian (Nelson, Adrian pass failed)
03:17	UCO	Byford, Colton	25 yd interception return (Carson, C.J. pass from Nelson, Adrian)

**4th Quarter**

08:33	UCO	Bobo, Christian	1 yd run (Johnson, Sam pass from Nelson, Adrian)
02:58	UCO	Birmingham, J.	8 yd run (Robbs, Chris kick)
02:23	WU	Groves, Hayden	75 yd pass from Buhler, Mitch (Linn, Jeremy kick blockd)

**Individual Stats**

RUSHING: Washburn-Lockhart, Donnie 10-38; Groves, Hayden 5-13; Fancher, Mark 1-11; Brown, Tyrell 2-3; Stewart, Kameron 5-minus 1; Buhler, Mitch 6-minus 18. Central Oklahoma-Birmingham, J. 22-137; Nelson, Adrian 5-17; Bobo, Christian 6-15; TEAM 4-minus 20.

PASSING: Washburn-Buhler, Mitch 23-48-2-368. Central Oklahoma-Nelson, Adrian 14-29-0-218; Sharp, Ethan 1-1-0-20.

RECEIVING: Washburn-Groves, Hayden 4-117; Mertz, Ryan 4-46; Kobbeman, Matt 3-59; Hurst, Tore 3-47; Lockhart, Donnie 3-27; Brown, Tyrell 2-43; Gourley, Brad 2-30; Fancher, Mark 1-0; Crimmins, Connor 1-minus 1. Central Oklahoma-Hood, Christian 5-79; Bobo, Christian 3-26; Birmingham, J. 3-17; Walters, Marquis 2-97; Johnson, Sam 1-11; Holland, Tucker 1-8.

INTERCEPTIONS: Washburn-None. Central Oklahoma-Harmon, Brad 1-37; Byford, Colton 1-25.

FUMBLES: Washburn-Buhler, Mitch 1-0. Central Oklahoma-Nelson, Adrian 1-0; TEAM 1-0.


Team Stats	WU	UCO
FIRST DOWNS	19	19
RUSHES-YARDS (NET)	29-46	37-149
PASSING YDS (NET)	368	238
Passes Att-Comp-Int	48-23-2	30-15-0
TOTAL OFFENSE PLAYS-YARDS	77-414	67-387
Fumble Returns-Yards	0-0	0-0
Punt Returns-Yards	2-11	3-20
Kickoff Returns-Yards	5-117	1-18
Interception Returns-Yards	0-0	2-62
Punts (Number-Avg)	7-36.1	7-38.1
Fumbles-Lost	1-0	2-0
Penalties-Yards	7-49	3-23
Possession Time	31:12	28:48
Third-Down Conversions	7 of 18	5 of 15
Fourth-Down Conversions	2 of 4	0 of 0
Red-Zone Scores-Chances	1-2	4-4
Sacks By: Number-Yards	0-0	3-22

## Game 5

Sept. 29, 2012 • Yager Stadium • Att: 5,438

**Southwest Baptist 14**

**#20 Washburn 42**



Click Q Code for complete game recap --

- Washburn held SBU to 145 total yards including only 17 in the second half.
- Kameron Stewart rushed for his first 100-yard game gaining 104 yards on 20 carries and a touchdown.
- Toré Hurst had two touchdown receptions.
- Bryce Atagi led the Ichabods with 14 tackles.
- As a team the Ichabods had 14 tackles for loss for 76 yards.
- Washburn outgained SBU 408 to 145.
- The win lifted the Ichabods to 514-551-44 in its football history.
- The win made the Ichabods 15-5 all-time against Southwest Baptist.
- The win improved the Ichabods 8-2 in games played in Topeka.
- The win was the sixth-straight win against the Bearcats.
- The win was the Ichabods first win over Southwest Baptist since a Nov. 10, 2007 victory in the last meeting between the two schools.

### Score by Quarters

<b>Southwest Baptist</b>	<b>7</b>	<b>0</b>	<b>0</b>	<b>7</b>	<b>- 14</b>	<b>Record: (1-4, 1-4)</b>
<b>#20 Washburn</b>	<b>7</b>	<b>21</b>	<b>0</b>	<b>14</b>	<b>- 42</b>	<b>Record: (4-1, 4-1)</b>

### Scoring Summary

#### 1st Quarter

10:18	WU	Hurst, Tore' 13 yd pass from Buhler, Mitch (Linn, Jeremy kick)
06:13	SBU	Duhaney, Justin 9 yd pass from Connors, Dan (Colliver, John kick)

#### 2nd Quarter

13:39	WU	Groves, Hayden 3 yd run (Linn, Jeremy kick)
09:45	WU	Hurst, Tore' 8 yd pass from Piper, Joel (Linn, Jeremy kick)
06:17	WU	Hart, Jordan 47 yd pass from Piper, Joel (Linn, Jeremy kick)

#### 4th Quarter

12:51	WU	Stewart, Kameron 2 yd run (Linn, Jeremy kick)
10:21	SBU	Swortwood, MJ 1 yd run (Colliver, John kick)
01:35	WU	Crimmins, Connor 19 yd pass from Piper, Joel (Linn, Jeremy kick)

### Individual Stats

**RUSHING:** Southwest Baptist-McWright, Robert 5-36; Connors, Dan 7-15; Lauderdale, Derw 1-1; Scott, Caleb 1-1; Harris, Tiras 7-minus 4; Swortwood, MJ 15-minus 5. Washburn-Stewart, Kameron 20-104; Groves, Hayden 15-72; Brown, Tyrell 5-28; Lockhart, Donnie 5-13; Buhler, Mitch 1-6.

**PASSING:** Southwest Baptist-Swortwood, MJ 11-26-1-67; Connors, Dan 4-8-1-34. Washburn-Buhler, Mitch 7-21-0-57; Piper, Joel 7-12-0-128.

**RECEIVING:** Southwest Baptist-Lauderdale, Derw 3-26; McWright, Robert 3-15; Duhaney, Justin 3-5; Sohn, Zachary 2-39; Mourik, Nathan 2-6; Lilly, Ivan 1-15; Harris, Tiras 1-minus 5. Washburn-Hurst, Tore' 4-37; Lockhart, Donnie 2-24; Crimmins, Connor 2-23; Kobbeman, Matt 2-15; Stewart, Kameron 2-9; Hart, Jordan 1-47; Mertz, Ryan 1-30.

### INTERCEPTIONS:

Southwest Baptist-None.  
Washburn-Wright, Isaac 1-11;  
Myers, Jaime 1-0.

**FUMBLES:** Southwest Baptist-Ray, Evan 1-0.  
Washburn-Myers, Jaime 1-1.

Team Stats	SBU	WU
FIRST DOWNS	13	21
RUSHES-YARDS (NET)	36-44	46-223
PASSING YDS (NET)	101	185
Passes Att-Comp-Int.	34-15-2	33-14-0
TOTAL OFFENSE PLAYS-YARDS	70-145	79-408
Fumble Returns-Yards	0-0	0-0
Punt Returns-Yards	5-35	8-46
Kickoff Returns-Yards	7-157	2-30
Interception Returns-Yards	0-0	2-11
Punts (Number-Avg)	12-34.2	8-47.0
Fumbles-Lost	1-0	1-1
Penalties-Yards	8-70	8-88
Possession Time	28:10	31:50
Third-Down Conversions	2 of 17	4 of 15
Fourth-Down Conversions	1 of 1	1 of 3
Red-Zone Scores-Chances	2-2	5-5
Sacks By: Number-Yards	0-0	6-50