

GAMES 23-26 | vs SUL ROSS STATE | CANYON, TX | WILDER PARK

WT (RV) WEST TEXAS A&M

BUFFALOES

15-7 (13-7 LSC)

HEAD COACH Cory Hall
EXPERIENCE 1st Season at WT
WT RECORD 15-7 (.682)
CAREER RECORD 133-51 (.723)

PROJECTED STARTING ROTATION

Game 1..... RHP Matt Milner
Game 2..... RHP Nathan Scott
Game 3..... RHP Max Lankford
Game 4..... T.B.D.

HITTING

AVG Kyle Micklus375
OB% Jovan Camacho525
SLG% Kyle Micklus775
R Jovan Camacho 28
H Kyle Micklus 30
2B Jovan Camacho / Elijah Batista 8
3B Jovan Camacho / Dylan Fesperman 2
HR Kyle Micklus 8
RBI Kyle Micklus 29
BB Jovan Camacho 20
HBP Elijah Batista 8
SB Elijah Batista 5

PITCHING

APP Tai Phetluangsy / Andrew Simone 8
GS Matt Milner / Nathan Scott 6
ERA Teddy Judkins 0.00
IP Matt Milner 25.1
W Tai Phetluangsu 3
SV Tai Phetluangsy 4
K Matt Milner 35

POTENTIAL WEST TEXAS A&M LINEUP

Pos.	#	Name	BA	GP-GS	R	H	2B	3B	HR	RBI	SLG%	OB%
CF	1	Jovan Camacho	.370	22-22	28	27	8	2	0	17	.534	.525
C	4	Kyle Micklus	.375	22-22	19	30	6	1	8	29	.775	.457
LF	2	Ryan Camacho	.311	22-22	19	23	4	0	0	13	.365	.416
1B	22	Kory Schmidt	.300	16-16	10	18	4	1	3	17	.550	.400
DH	23	Dylan Fesperman	.316	22-22	16	25	4	2	4	22	.570	.398
3B	10	Seth Ochoa	.273	22-22	19	18	2	1	3	13	.470	.429
RF	11	Josh Zapata	.315	18-16	15	17	2	0	0	8	.352	.397
SS	0	Elijah Batista	.329	22-22	23	24	8	1	3	17	.589	.437
2B	8	Rodric Black	.350	15-15	10	14	2	0	2	13	.550	.440

SUL ROSS STATE

LOBOS

2-22 (2-22 LSC)

HEAD COACH Caleb Abney
EXPERIENCE 1st Season at SRSU
SRSU RECORD 2-22 (.083)
CAREER RECORD 39-64-1 (.378)

PROJECTED STARTING ROTATION

Game 1.....RHP Christian Loveless
Game 2.....RHP Ryan Sandoval
Game 3.....RHP Jacob Salinas
Game 4..... RHP Rene Solis Jr.h

HITTING

AVG Alfonso Lopez404
OB% Alfonso Lopez533
SLG% Alfonso Lopez702
R Aaron Morales / Joseph Binder 16
H Aaron Morales 27
2B Aaron Morales/ Primo Vasquez 6
3B Alfonso Lopez 3
HR 3 Players 3
RBI Primo Vasquez 19
BB Primo Vasquez / Brock Rogers 14
HBP Brock Rogers 7
SB Aaron Morales / Brock Rogers 7

PITCHING

APP Darren Acosta 8
GS Ryan Sandoval 6
ERA Alvaro Hernandez 3.00
IP Ryan Sandoval 26.2
W Ryan Sandoval / Noah Tofan 1
SV
K Christian Loveless 18

15-7	13-7	8-1	6-6	1-0
W-L	LSC	H	A	N
1.31	AT St. Edward's	LSC	L, 4-0	
2.1	AT St. Edward's	LSC	L, 7-5	
2.1	AT St. Edward's	LSC	W, 5-2	
2.2	AT St. Edward's	LSC	L, 12-7	
2.7	vs. Univ. of the Southwest		W, 18-5	
2.8	Wayland Baptist		W, 3-2	
2.14	Eastern New Mexico	LSC	W, 13-3	
2.15	Eastern New Mexico	LSC	W, 5-4 (8)	
2.15	Eastern New Mexico	LSC	W, 7-4	
2.16	Eastern New Mexico	LSC	W, 15-2	
2.22	AT Cameron	LSC	W, 18-7	
2.23	AT Cameron	LSC	W, 2-0	
2.23	AT Cameron	LSC	W, 13-3	
2.24	AT Cameron	LSC	L, 6-3	
2.28	UT Permian Basin	LSC	W, 26-6	
3.1	UT Permian Basin	LSC	W, 8-6	
3.1	UT Permian Basin	LSC	L, 14-1	
3.2	UT Permian Basin	LSC	W, 8-0	
3.7	AT #7 UT Tyler	LSC	W, 4-3	
3.8	AT #7 UT Tyler	LSC	L, 5-1	
3.8	AT #7 UT Tyler	LSC	L, 6-5	
3.9	AT #7 UT Tyler	LSC	W, 9-8	
3.14	Sul Ross State	LSC	4:00	
3.15	Sul Ross State	LSC	2:00	
3.15	Sul Ross State	LSC	5:00	
3.16	Sul Ross State	LSC	1:00	
3.21	AT Oklahoma Christian	LSC	5:00	
3.22	AT Oklahoma Christian	LSC	3:00	
3.22	AT Oklahoma Christian	LSC	6:00	
3.23	AT Oklahoma Christian	LSC	1:00	
3.28	St. Mary's	LSC	4:00	
3.29	St. Mary's	LSC	2:00	
3.29	St. Mary's	LSC	5:00	
3.30	St. Mary's	LSC	1:00	
4.4	AT Lubbock Christian	LSC	6:00	
4.5	AT Lubbock Christian	LSC	2:00	
4.5	AT Lubbock Christian	LSC	5:00	
4.6	AT Lubbock Christian	LSC	1:00	
4.11	#6 Angelo State	LSC	4:00	
4.12	#6 Angelo State	LSC	2:00	
4.12	#6 Angelo State	LSC	5:00	
4.13	#6 Angelo State	LSC	1:00	
4.17	AT Texas A&M International	LSC	2:00	
4.18	AT Texas A&M International	LSC	1:00	
4.18	AT Texas A&M International	LSC	4:00	
4.19	AT Texas A&M International	LSC	1:00	
4.25	Texas A&M-Kingsville	LSC	4:00	
4.26	Texas A&M-Kingsville	LSC	2:00	
4.26	Texas A&M-Kingsville	LSC	5:00	
4.27	Texas A&M-Kingsville	LSC	1:00	

WT	.315	.427	.515	176	212	43	8	25	158	95	109	21-31	5.06	165.1	165	88	.263	.971
WT	AVG	OB%	SLG%	R	H	2B	3B	HR	RBI	BB	K	SB-A	ERA	IP	K	BB	B/AVG	FLD%
	.239	.345	.374	111	165	29	5	18	102	91	186	40-46	14.24	171.1	96	271	.372	.946



BUFFS



LOBOS

NEWS & NOTES

FIRST PITCH

The Buffaloes of West Texas A&M return to Wilder Park for a four-game Lone Star Conference series against the Sul Ross State Lobos beginning on Friday night with first pitch set for 7:00 p.m. in Canyon.

A LOOK AT THE LOBOS

Sul Ross State enters the weekend with an overall record of 2-22 with an identical mark in Lone Star Conference action during the program's inaugural season inside of NCAA Division II. The Lobos are 1-11 on the road so far this season with the lone road victory coming on February 1st at St. Mary's.

The Lobos are hitting .239 on the season with 111 runs scored on 165 hits with 29 doubles, five triples and 18 homeruns to drive in 102 RBI for a slugging percentage of .374. Alfonso Lopez leads the way at the plate for the Lobos as the freshman infielder is hitting .404 on the season with one double, two triples and three homeruns to drive in 11 RBI to go along with 11 walks, 11 strikeouts and six stolen bases on six attempts.

SRSU has struggled on the mound so far this season as they enter the weekend with a team ERA of 14.24, allowing 332 runs (271 earned) on 278 hits with 178 walks and 96 strikeouts during their 171.1 innings for an opposing batting average of .372. Potential game two starter Ryan Sandoval is 1-5 on the year with a 12.82 ERA as the senior right-hander from El Paso has allowed 46 runs (38 earned) on 45 hits with 23 walks and 11 strikeouts in his 26.2 innings of work.

LOBOS IN 2024

The Lobos finished the 2024 campaign with an overall record of 10-29 as they played an independent schedule during their final season of Division III baseball.

SRSU HEAD COACH CALEB ABNEY

Caleb Abney is in his first season as the head coach of the Sul Ross State baseball program. Abney spent two years as the head coach at Lancaster Bible College (DIII), in Lancaster, Pennsylvania. Abney played collegiately at Covenant College (2008-11).

SERIES HISTORY

The Buffaloes hold a 7-4 advantage in the all-time series with Sul Ross State dating back to 2006. It will be the first contest between the two since the 2009 campaign and the first with Sul Ross State as a member of Division II. The previous 11 meetings have taken place in Alpine as the Lobos make their first ever trip to Wilder Park in Canyon.

WT HEAD COACH CORY HALL

West Texas A&M didn't have to look far to find the new head coach for Buffalo Baseball as longtime Associate Head Coach Cory Hall was promoted to the skipper of the Buffs announced on June 28th. Hall has spent 14 seasons as the top assistant and pitching coach for the Buffs, having four different pitchers (Austin Moore, Josh Payne, Marshall Kasowski, Joe Corbett) drafted in the Major League Baseball Draft during his time in Canyon with multiple other professional players learning under one of the top pitching minds in collegiate baseball.

WT COACHING STAFF

Shawn Neale was named WT's Recruiting Coordinator in 2022 as the Toronto native returns for his ninth season in Canyon, the Buffs ranked 13th nationally in batting average (.334) last season while sitting 16th in hits (623) and 24th in on-base percentage (.432).

WT alumni Cooper Harris returns to Canyon as the new pitching coach for the Buffs following two seasons at LSC foe Cameron. Nollan Koon enters his first season in the dugout for the Buffaloes as a graduate assistant coach in December of 2024. Koon returns to the Texas Panhandle following time as a hitting coach at Northeastern State.

LONE STAR CONFERENCE PRESEASON POLL

Defending Regional Champion Angelo State picked up 29 of the 37 possible first place votes for a total of 483 points to sit atop of the poll followed by Lubbock Christian (five first place, 457), West Texas A&M (two first place, 411), UT Tyler (one first place, 386), St. Edward's (311), Texas A&M-Kingsville (268), UT Permian Basin (266), Texas A&M International (two first place, 234), St. Mary's (205), Eastern New Mexico (200), Cameron (143), Oklahoma Christian (119) and Sul Ross State (66).

Angelo State's Jacob Guerrero was tabbed the league's Preseason Player of the Year for the second consecutive season. The outfielder and graduate student from Colleyville, Texas batted .368 with 11 home runs, four triples, 25 doubles and 76 RBIs. He was the conference's stolen bases leader (30) and scored 79 runs.

Rawley Hector of UT Tyler earned Preseason Pitcher of the Year honors as the senior right-hander from Van Alstyne, Texas went 7-3 with a league-best 2.95 ERA. Hector, the reigning LSC Pitcher of the Year, recorded a pair of complete-game shutouts and struck out 56 batters over 73 1/3 innings. Opponents hit just .241 off him.

INSIDE THE SERIES

GENERIC

- All-Time.....WT Leads, 7-4 (W4)
- In Canyon.....
- In Alpine.....WT Leads, 7-4 (W4)
- Neutral Site.....
- Series Start..... February 7, 2006
- Current Streak..... WT, Win 4
- Postseason (LSC).....
- Postseason (NCAA).....
- Cory Hall vs. SRSU..... 0-0

OVERALL

- Last Meeting..... February 7, 2009
- Last WT Win..... February 7, 2009 (11-6)
- Last WT Loss..... February 9, 2008 (3-2)
- Last WT Home Win.....
- Last WT Home Loss.....
- Last WT Road Win..... February 7, 2009 (11-6)
- Last WT Road Loss..... February 9, 2008 (3-2)

SERIES

- Last WT Series Win.....February 6-7, 2009
- Last WT Series Loss..... February 8-9, 2008
- Last Series Split.....
- Last Home Series Win.....
- Last Home Series Loss.....
- Last Home Series Sweep.....
- Last Home Series Being Swept.....
- Last Home Series Split.....
- Last Road Series Win.....February 6-7, 2009
- Last Road Series Loss..... February 8-9, 2008
- Last Road Series Sweep.....February 6-7, 2009
- Last Road Series Being Swept.....
- Last Road Series Split.....

SERIES HISTORY

DATE	LOCATION	RESULT
Feb. 7, 2006	Alpine	WT, 9-5
Feb. 8, 2006	Alpine	WT, 14-5
Feb. 9, 2007	Alpine	SRSU, 8-7
Feb. 10, 2007	Alpine	SRSU, 3-2
Feb. 10, 2007	Alpine	WT, 10-4
Feb. 8, 2008	Alpine	SRSU, 8-6
Feb. 9, 2008	Alpine	SRSU, 3-2
Feb. 9, 2008	Alpine	WT, 13-4
Feb. 6, 2009	Alpine	WT, 13-9
Feb. 7, 2009	Alpine	WT, 11-1
Feb. 7, 2009	Alpine	WT, 11-6



QUICK FACTS

UNIVERSITY INFORMATION

Location Canyon, Texas
 Founded.....1910
 Enrollment8,239
 Colors Maroon & White
 Nickname..... Buffaloes / Buffs
 Affiliation.....NCAA Division II
 Conference Lone Star Conference
 President.....Dr. Walter V. Wendler
 Vice President of Athletics.....Doug Lipinski
 Senior Woman AdministratorJaclyn Wood
 Director of Sports Medicine Luke Kasper
 Venue Wilder Park
 Capacity.....550

ATHLETIC COMMUNICATIONS

Director/BSB Contact..... Brent Seals
 Office Phone.....(806) 651-4442
 Email Address bseals@wtamu.edu
 Assistant DirectorJosh Ducheneaux
 Email Addressjducheneaux@wtamu.edu
 Athletics Website.....www.GoBuffsGo.com
 Athletics Hashtag#BuffNation

COACHING STAFF

Head Coach..... Cory Hall
 Alma Mater.....Northwestern Oklahoma St. (2000)
 Assistant Coach.....Shawn Neale
 Alma Mater.....Bacone (2011)
 Assistant Coach..... Cooper Harris
 Alma Mater.....West Texas A&M (2020)
 Graduate Assistant.....Nollan Koon

PROGRAM INFORMATION

Start of Division II Era1994 (31st Season)
 All-Time Record867-851 (.504)
 NCAA Postseason Appearances.....9
 Last.....2024
 LSC Regular Season Championships.....3
 Last.....2021
 LSC Tournament Appearances.....13
 Last.....2024
 LSC Tournament Championships.....3
 Last.....2019

2024 YEAR-IN-REVIEW

Overall Record37-19
 Home.....21-8
 Away16-9
 Neutral0-2
 LSC Record34-14
 Conference Finish.....2nd
 Postseason.....NCAA Regional Tournament

NEWS & NOTES

NCBWA DIVISION II TOP-25 POLL

The West Texas A&M Buffaloes remained 23rd in this week's edition of the National Collegiate Baseball Writer's Association Division II Top-25 Poll announced on Wednesday afternoon. The South Central Region was represented by Angelo State (3rd), UT Tyler (7th), St. Edward's (17th) and WT (23rd).

THIS IS LSC BASEBALL

The LSC baseball season begins as early as Jan. 31. Throughout the year, all 13 LSC teams will play a single round-robin schedule with a four-game weekend series against each league opponent.

The LSC Baseball Championship will feature a two-week tournament comprised of the top seven teams. The opening round is best-of-three series and will be held May 2-4 at the sites of the No. 2 (vs. No. 7), 3 (vs. 6) and 4 (vs. 5) seeds. The league's top seed from the regular season will receive an opening-round bye and host the double-elimination championship round on May 8-10.

AROUND THE LSC

Six weeks of Lone Star Conference baseball are complete, and UT Tyler stands alone at the top of the league standings at 19-5. St. Edward's and Angelo State are next in the standings at 18-6, followed by Texas A&M-Kingsville (16-8) and West Texas A&M (13-7).

TAMUK owns the league's top winning streak with back-to-back series sweeps of Sul Ross State and Oklahoma Christian. SEU also swept the Lobos this week, and Lubbock Christian took the finale three games over ASU.

LCU senior infielder Brevin McCool set an all-time LSC record with four home runs in a single game on March 10 against ASU at Hays Field in Lubbock, Texas. McCool leads the entire country with 17 homers this season.


NCBWA REGIONAL PITCHER OF THE WEEK

West Texas A&M junior right-hander Julius Carpio was dominant out of the bullpen, tossing 6 1/3 shutout innings to earn the win on the road over No. 7 UT Tyler. Carpio scattered four hits – all singles – struck out four batters and walked only one in the series finale that gave the No. 23-ranked Buffs a split in the four-game conference series. Carpio entered the game with the bases loaded and two outs in the first inning. He got a fly out to escape the jam. Four players from the LSC have won national player of the week honors by the National Collegiate Baseball Writers Association – two hitters and two pitchers.

LSC GAMES (SINCE '14 - CURRENT LSC)			
Team	W	L	%
Angelo State	286	110	.722
Cameron	131	258	.337
Eastern New Mexico	125	254	.329
Lubbock Christian	132	92	.589
Oklahoma Christian	80	139	.365
St. Edward's	126	94	.573
St. Mary's	105	114	.479
Sul Ross State	2	22	.083
Texas A&M International	84	139	.377
Texas A&M-Kingsville	236	156	.602
UT Permian Basin	93	193	.325
UT Tyler	153	74	.674
West Texas A&M	269	125	.683

ALL GAMES (SINCE '14 - CURRENT LSC)			
Team	W	L	%
Angelo State	464	173	.728
Cameron	200	325	.381
Eastern New Mexico	207	315	.397
Lubbock Christian	363	214	.629
Oklahoma Christian	264	278	.487
St. Edward's	359	221	.619
St. Mary's	316	245	.563
Sul Ross State	162	261	.383
Texas A&M International	176	344	.338
Texas A&M-Kingsville	337	221	.604
UT Permian Basin	135	256	.345
UT Tyler	348	186	.652
West Texas A&M	398	197	.669

WEST TEXAS A&M POTENTIAL STARTERS



THE LAST TIME WT...

Recorded 10+ hits in a game	13, at #7 UT Tyler (W, 9-8)	March 10, 2025
Recorded 15+ hits in a game	18, UT Permian Basin (W, 26-6) (7 Innings)	February 28, 2025
Recorded 20+ hits in a game	20, at Eastern New Mexico (W, 15-10)	March 3, 2024
Scored 10+ runs in a game	26, UT Permian Basin (W, 26-6) (7 Innings)	February 28, 2025
Scored 15+ runs in a game	26, UT Permian Basin (W, 26-6) (7 Innings)	February 28, 2025
Scored 20+ runs in a game	26, UT Permian Basin (W, 26-6) (7 Innings)	February 28, 2025
Scored 10+ runs in an inning	13, Second Inning, UT Permian Basin (W, 26-6) (7 Innings)	February 28, 2025
Scored 15+ runs in an inning	16, at Cameron (W, 21-2) (7 Innings)	February 21, 2021
Drew 10+ walks in a game	10, UT Permian Basin (W, 26-6) (7 Innings)	February 28, 2025
Stole 5+ bases in a game	8, St. Edward's (W, 5-3)	February 16, 2024
Hit 3+ home runs in a game	3, UT Permian Basin (W, 26-6) (7 Innings)	February 28, 2025
Hit 5+ home runs in a game	6, Oklahoma Christian (W, 18-12)	April 4, 2024
Had 3+ players with 3+ hits in a game	Micklus (4)/Batista (3)/Zapata (3), vs. University of the Southwest (W, 18-5)	February 7, 2025
Had 2+ players with 4+ hits in a game	Adam Becker/Evan Leibl, Eastern New Mexico (W, 22-16)	March 5, 2023
Defeated Top-10 team at home	#2 Angelo State (W, 4-3)	April 29, 2023
Defeated Top-10 team on the road	at #7 UT Tyler (W, 9-8)	March 10, 2025
Lost to Top-10 team at home	#2 Angelo State (L, 10-7)	April 30, 2023
Lost to Top-10 team on the road	at #7 UT Tyler (L, 6-5)	March 9, 2025
Defeated Top-25 team at home	#18 Lubbock Christian (W, 7-5)	April 20, 2024
Defeated Top-25 team on the road	at #7 UT Tyler (W, 9-8)	March 10, 2025
Lost to Top-25 team at home	#18 Lubbock Christian (L, 5-4)	April 21, 2024
Lost to Top-25 team on the road	at #7 UT Tyler (L, 6-5)	March 9, 2025
Won an extra-inning game	Eastern New Mexico (W, 5-4) (8 Innings)	February 15, 2025
Lost an extra-inning game	at UT Permian Basin (L, 6-5 9 Innings)	March 16, 2024
Tossed a shutout	UT Permian Basin (W, 8-0)	March 2, 2025
Was shutout	at St. Edward's (L, 4-0)	January 31, 2025
Had a 5+ game win streak	6, vs. Southwest (NM) (W, 18-5) thru Eastern New Mexico (W, 15-2) (7 Inning)	February 2, 2025 - February 16, 2025
Had a 10+ game win streak	14, CSU-Pueblo (W, 10-3) thru UT Permian Basin (W, 3-1)	February 5, 2022 - March 4, 2022
Longest Win Streak	16, at #11 UT Tyler (W, 8-3) thru #10 Angelo State (W, 11-6)	March 6, 2021 - April 10, 2021

THE LAST TIME A BUFF...

Recorded 4+ hits in a game	5, Dylan Fesperman vs. UT Permian Basin (W, 26-6) (7 Innings)	February 28, 2025
Scored 4+ runs in a game	4, Jovan Camach/Kory Schmidt/Dylan Fesperman vs. UT Permian Basin (W, 26-6) (7 Innings)	February 28, 2025
Drove in 5+ runs in a game	5, Seth Ochoa at #7 UT Tyler (W, 9-8)	March 10, 2025
Drew 3+ walks in a game	3, Kory Schmidt vs. UT Permian Basin (W, 26-6) (7 Innings)	February 28, 2025
Drew 5+ walks in a game	5, Jaxxon Fagg vs. UT Permian Basin (W, 13-2)	April 19, 2019
Stole 3+ bases in a game	3, Glenn Noronha at UT Permian Basin (W, 15-8)	March 17, 2024
Stole 5+ bases in a game	5, Marlin Johnson vs. Bellevue (L, 2-25)	February 26, 1994
Hit 2+ home runs in a game	2, Seth Ochoa at #7 UT Tyler (W, 9-8)	March 10, 2025
Hit 3+ home runs in a game	3, Adam Becker vs. Eastern New Mexico (W, 22-16)	March 5, 2023
Hit a grand slam	Dylan Fesperman (2nd Inning) vs. UT Permian Basin (W, 26-6) (7 Innings)	February 28, 2025
Had a walk-off hit (game-winning)	Ryan Camacho (1-Run Single, 8th Inning, 1 Out) vs. Eastern New Mexico (W, 5-4) (8 Innings)	February 15, 2025
Had a walk-off home run (game-winning)	Zak Betancourt (3-Run, 9th Inning, 1 Out) vs. St. Edward's (W, 7-5)	February 18, 2024
Had a leadoff home run (game)	Keone Givens (1-0 Count) vs. Cameron (W, 11-1)	May 12, 2019
Had an inside-the-park homerun	Adam Becker (6th Inning, Solo, 2 Out) at Arkansas-Fort Smith (W, 9-1)	March 12, 2022
Hit for the cycle	Kyle Micklus at Cameron (W, 13-3)	February 23, 2025

THE LAST TIME A BUFF...

Struck out 5+ batters	7, Matt Milner at #7 UT Tyler (W, 4-3)	March 7, 2025
Struck out 10+ batters	13, Reese Miller at #12 Colorado Mesa (W, 4-2)	May 16, 2024
Struck out 15+ batters	15, Joe Corbett at Eastern New Mexico (W, 5-1)	April 6, 2019
Struck out 10+ batters in consecutive appearances	Joe Corbett vs. 11, Angelo State (W, 12-2) (7 Innings), 15 at Eastern N.M. (W, 5-1)	March 29 / April 6, 2019
Tossed a complete game	Reese Miller at #12 Colorado Mesa (W, 4-2)	May 16, 2024
Tossed a complete game shutout	Reese Miller at Oklahoma Christian (W, 8-0)	April 7, 2023
Tossed a no-hitter	Jack Eagan at Texas A&M-Kingsville (W, 8-0)	April 23, 2022



RECORD BY STARTING LINEUP

PLAYER	1	2	3	4	5	6	7	8	9
Alwine	0-0	0-0	0-0	0-0	0-0	0-0	0-0	0-0	0-0
Batista	0-0	0-0	3-1	0-0	4-0	1-3	3-0	2-1	0-0
Black	0-0	0-0	0-0	0-0	0-0	0-0	0-0	0-0	7-4
J. Camacho	13-5	0-0	0-0	0-0	0-0	0-0	0-0	0-0	0-0
R. Camacho	0-0	0-0	6-4	0-0	0-0	0-0	0-0	4-1	3-0
Castellanos	0-0	0-0	0-0	0-0	0-0	0-0	0-0	0-0	0-0
Fesperman	0-0	0-0	0-0	7-3	6-2	0-0	0-0	0-0	0-0
Hemmer	0-0	0-0	0-0	0-0	0-0	0-0	0-0	0-0	0-0
Meyers	0-0	0-0	0-0	0-0	1-1	0-0	0-0	1-2	0-0
Micklus	0-0	13-5	0-0	0-0	0-0	0-0	0-0	0-0	0-0
Noronha	0-0	0-0	0-0	0-0	0-0	0-0	1-2	1-1	0-0
Ochoa	0-0	0-0	0-0	0-0	2-2	11-2	0-1	0-0	0-0
Rackham	0-0	0-0	0-0	0-0	0-0	0-0	3-0	0-0	3-1
Schmidt	0-0	0-0	4-0	6-2	0-0	0-0	0-0	0-0	0-0
Thomas	0-0	0-0	0-0	0-0	0-0	0-0	0-0	0-0	0-0
Zapata	0-0	0-0	0-0	0-0	0-0	1-0	6-2	5-0	0-0

RECORD BY POSITION

PLAYER	C	1B	2B	SS	3B	LF	CF	RF	DH
Alwine	0-0	0-0	0-0	0-0	0-0	0-0	0-0	0-0	0-0
Batista	0-0	0-0	0-0	13-5	0-0	0-0	0-0	0-0	0-0
Black	0-0	0-0	7-4	0-0	0-0	0-0	0-0	0-0	0-0
J. Camacho	0-0	0-0	0-0	0-0	0-0	0-0	13-5	0-0	0-0
R. Camacho	0-0	0-0	0-0	0-0	0-0	13-5	0-0	0-0	0-0
Castellanos	0-0	0-0	0-0	0-0	0-0	0-0	0-0	0-0	0-0
Fesperman	0-0	10-4	0-0	0-0	0-0	0-0	0-0	0-0	3-1
Hemmer	0-0	0-0	0-0	0-0	0-0	0-0	0-0	0-0	0-0
Meyers	0-0	0-0	0-0	0-0	0-0	0-0	0-0	0-0	2-3
Micklus	11-4	0-0	0-0	0-0	0-0	0-0	0-0	0-0	2-1
Noronha	0-0	0-0	0-0	0-0	0-0	0-0	0-0	1-3	1-0
Ochoa	0-0	0-0	0-0	0-0	13-5	0-0	0-0	0-0	0-0
Rackham	0-0	0-0	6-1	0-0	0-0	0-0	0-0	0-0	0-0
Schmidt	2-1	3-1	0-0	0-0	0-0	0-0	0-0	0-0	5-0
Thomas	0-0	0-0	0-0	0-0	0-0	0-0	0-0	0-0	0-0
Zapata	0-0	0-0	0-0	0-0	0-0	0-0	0-0	12-2	0-0

OFFENSIVE BREAKDOWN

Player	MULTIPLE-HIT GAMES				Total	MULTIPLE-RBI GAMES				Total	HITTING		REACHED		HOME RUNS				Last	
	2	3	4	5+		2	3	4	5+		Long	Curr.	Long	Curr.	Solo	2-Run	3-Run	GS		Total
Alwine	--	--	--	--	--	--	--	--	--	--	--	--	2	2	--	--	--	--	-----	
Batista	4	2	--	--	6	3	--	1	1	5	9	2	11	2	--	1	2	--	3	2/22 at CU
Black	2	1	--	--	3	1	1	1	--	3	4	1	10	10	1	--	1	--	2	3/10 at UTT
J. Camacho	8	1	--	--	9	4	1	--	--	5	11	3	11	9	--	--	--	--	--	-----
R. Camacho	4	2	--	--	6	2	1	--	--	3	5	2	9	2	--	--	--	--	--	-----
Castellanos	--	--	--	--	--	--	--	--	--	--	--	--	1	1	--	--	--	--	--	-----
Fesperman	3	1	--	1	5	2	1	--	1	4	5	1	11	2	1	--	2	1	4	2/28 vs. UTPB
Hemmer	--	--	--	--	--	--	--	--	--	--	1	1	1	1	--	--	--	--	--	-----
Meyers	1	--	--	--	1	--	--	--	--	--	1	--	3	--	--	--	--	--	--	-----
Micklus	5	1	3	--	9	4	1	4	--	9	7	1	7	3	4	3	1	--	8	2/28 vs. UTPB
Noronha	--	--	--	--	--	--	--	--	--	--	2	--	4	4	1	--	--	--	1	3/9 at UTT
Ochoa	3	1	--	--	4	3	--	--	1	4	4	1	10	2	2	--	1	--	3	3/10 at UTT
Rackham	2	--	--	--	2	1	--	--	--	1	3	--	3	--	1	--	--	--	1	2/1/25 at SEU
Schmidt	3	1	--	--	4	3	2	--	--	5	9	9	15	15	2	1	--	--	3	3/9 at UTT
Thomas	--	--	--	--	--	--	--	--	--	--	1	1	1	1	--	--	--	--	--	-----
Zapata	3	1	--	--	4	2	--	--	--	2	9	1	10	2	--	--	--	--	--	-----

OFFENSE BY OPPONENT

	AVG	AB	R	H	2B	3B	HR	BB	SO
SEU	.212	118	17	25	4	0	3	10	26
USW	.439	41	18	18	7	0	3	5	2
WBU	.267	30	3	8	0	0	1	0	8
ENMU	.433	120	40	52	12	2	6	13	15
CU	.286	126	36	36	7	2	3	33	20
UTPB	.370	119	43	44	10	3	4	17	12
UTT	-.246	118	19	29	3	1	5	17	26
SRSU	--	--	--	--	--	--	--	--	--
OC	--	--	--	--	--	--	--	--	--
StMU	--	--	--	--	--	--	--	--	--
LCU	--	--	--	--	--	--	--	--	--
ASU	--	--	--	--	--	--	--	--	--
TAMIU	--	--	--	--	--	--	--	--	--
TAMUK	--	--	--	--	--	--	--	--	--

PITCHING BY OPPONENT

	W-L	ERA	IP	H	R	ER	BB	SO
SEU	1-3	6.52	29.0	30	25	21	21	26
USW	1-0	5.00	9.0	7	5	5	4	11
WBU	1-0	2.00	9.0	5	2	2	4	11
ENMU	4-0	3.72	29.0	26	13	12	12	33
CU	3-1	3.41	29.0	24	16	11	24	36
UTPB	3-1	7.20	30.0	32	26	24	8	21
UTT	2-2	5.34	30.1	40	22	18	15	27
SRSU	--	--	--	--	--	--	--	--
OC	--	--	--	--	--	--	--	--
StMU	--	--	--	--	--	--	--	--
LCU	--	--	--	--	--	--	--	--
ASU	--	--	--	--	--	--	--	--
TAMIU	--	--	--	--	--	--	--	--
TAMUK	--	--	--	--	--	--	--	--

OFFENSE BY MONTH

	AVG	AB	R	H	2B	3B	HR	BB	SO
January	.133	30	0	4	0	0	0	0	6
February	.348	440	140	153	35	6	19	71	68
March	.272	202	36	55	8	2	6	24	35
April	--	--	--	--	--	--	--	--	--
May	--	--	--	--	--	--	--	--	--
June	--	--	--	--	--	--	--	--	--

PITCHING BY MONTH

	W-L	ERA	IP	H	R	ER	BB	SO
January	0-1	1.80	8.0	7	4	1	5	8
February	11-3	4.76	104.0	91	63	55	63	113
March	4-3	6.24	53.1	66	42	37	20	44
April	--	--	--	--	--	--	--	--
May	--	--	--	--	--	--	--	--
June	--	--	--	--	--	--	--	--

OFFENSE BY LOCATION

	AVG	AB	R	H	2B	3B	HR	BB	SO
Home	.387	269	86	104	22	5	11	30	35
Away	.249	362	72	90	14	3	11	60	72
Neutral	.439	41	18	18	7	0	3	5	2

PITCHING BY LOCATION

	W-L	ERA	IP	H	R	ER	BB	SO
Home	8-1	5.03	68.0	63	41	38	24	65
Away	6-6	5.09	88.1	94	63	50	60	89
Neutral	1-0	5.00	9.0	7	5	5	4	11



2025 RECORD WHEN...

2025 HOMERUN BREAKDOWN

	Home	Road	Neutral	Overall
Overall	8-1	6-6	1-0	15-7
Lone Star Conference	7-1	6-6	0-0	13-7
Non-Conference	1-0	0-0	1-0	2-0
In-Region	7-1	6-6	0-0	13-7
Non-Region	1-0	0-0	1-0	2-0
vs. Top-10	0-0	2-2	0-0	2-2
vs. Top-25	0-0	2-2	0-0	2-2
January	0-0	0-1	0-0	0-1
February	6-0	4-3	1-0	11-3
March	2-1	2-2	0-0	4-3
April	0-0	0-0	0-0	0-0
May	0-0	0-0	0-0	0-0
June	0-0	0-0	0-0	0-0
Monday	0-0	1-1	0-0	1-1
Tuesday	0-0	0-0	0-0	0-0
Wednesday	0-0	0-0	0-0	0-0
Thursday	0-0	0-0	1-0	1-0
Friday	3-0	1-1	0-0	3-1
Saturday	3-1	2-1	0-0	6-2
Sunday	2-0	2-3	0-0	4-3
UA Pinstripe jersey	3-0	0-0	0-0	3-0
UA Maroon jersey	3-1	3-3	0-0	6-4
UA Black jersey	2-0	1-2	0-0	3-2
UA Grey jersey	0-0	2-1	1-0	3-1
Sunday Sweeps	1-0	0-1	0-0	1-1
Day	8-1	5-6	1-0	14-7
Night	0-0	1-0	0-0	1-0
vs. Left	1-0	1-1	0-0	2-1
vs. Right	7-1	5-5	1-0	13-6
Scoring first	5-0	4-1	1-0	10-1
0-2 runs	0-1	1-2	0-0	1-3
3-5 runs	2-1	2-2	0-0	4-3
6-9 runs	3-0	1-1	0-0	4-1
10+ runs	3-0	2-0	1-0	6-0
Opponent scores first	3-1	2-5	0-0	5-6
0-2 runs	3-0	2-0	0-0	5-0
3-5 runs	3-0	2-2	1-0	6-2
6-9 runs	2-0	2-2	0-0	4-2
10+ runs	0-1	0-1	0-0	0-2
1-run games	2-0	2-1	0-0	4-1
2-run games	1-0	1-1	0-0	2-1
5+ run games	4-1	2-1	1-0	7-2
Leading after 6	7-0	6-0	1-0	14-0
Leading after 7	2-0	2-0	1-0	5-0
Leading after 8	2-0	2-0	1-0	5-0
Trailing after 6	0-1	0-5	0-0	0-6
Trailing after 7	0-0	0-3	0-0	0-3
Trailing after 8	0-0	0-3	0-0	0-3
Extra-inning games	1-0	0-0	0-0	1-0
Shutouts	1-0	1-1	0-0	2-1
Out-hit opponent	8-0	5-0	1-0	14-0
Opponent out-hit	0-1	1-6	0-0	1-7
Hits are equal	0-0	0-0	0-0	0-0
Made 0 errors	6-0	3-1	1-0	10-1
Made 1 error	2-1	1-2	0-0	3-3
Made 2+ errors	0-0	2-3	0-0	2-3
Opponent 0 errors	2-1	0-1	0-0	2-2
Opponent 1 error	2-0	2-3	0-0	4-3
Opponent 2+ errors	3-0	5-2	1-0	9-2

#	Player	Date	Opponent / Pitcher (R/L)	On	Inn.	Out	Count	Score
1	Kyle Micklus	2/1	SEU / Bernal (R)	2	6	2	0-0	2-4
2	Zac Rackham	2/1	SEU / Rayfield (R)	0	2	2	1-2	0-0
3	Kyle Micklus (2)	2/2	SEU / Blakeley (R)	0	4	0	3-1	0-9
4	Dylan Fesperman	2/7	USW / Carpio (R)	2	5	1	-	8-3
5	Seth Ochoa	2/7	USW / Rush (R)	0	8	0	-	11-4
6	Elijah Batista	2/7	USW / Mart (R)	2	9	1	-	14-5
7	Elijah Batista (2)	2/8	WBU / Polanco (R)	1	4	1	2-1	0-0
8	Kyle Micklus (3)	2/14	ENMU / Connolly (R)	0	1	1	0-0	0-0
9	Kyle Micklus (4)	2/14	ENMU / Connolly (R)	1	2	1	0-2	1-0
10	Kory Schmidt	2/14	ENMU / Kinter (R)	0	5	0	0-0	5-2
11	Dylan Fesperman (2)	2/14	ENMU / Kinter (R)	0	5	0	2-2	6-2
12	Kyle Micklus (5)	2/15	ENMU / Lancaster (R)	1	4	2	0-0	3-1
13	Kyle Micklus (6)	2/16	ENMU / Lopez (R)	0	3	0	0-1	2-0
14	Elijah Batista (3)	2/22	CU / Archuleta (R)	2	1	0	2-2	0-0
15	Rodric Black	2/23	CU / Tolsma (R)	2	2	2	0-0	0-2
16	Kyle Micklus (7)	2/23	CU / Kopp (R)	0	5	1	0-0	12-3
17	Kyle Micklus (8)	2/28	UTPB / Skipper (R)	1	1	0	2-0	0-1
18	Dylan Fesperman (3)	2/28	UTPB / Skipper (R)	2	2	1	2-1	7-1
19	Dylan Fesperman (4)	2/28	UTPB / Dobson (R)	3	2	2	1-0	14-1
20	Kory Schmidt (2)	3/2	UTPB / Robles (R)	1	1	1	3-2	1-0
21	Glenn Noronha	3/9	UTT / Froehlich (R)	0	3	1	0-0	0-1
22	Kory Schmidt (3)	3/9	UTT / Blomquist (L)	0	2	0	0-1	0-0
23	Rodric Black (2)	3/10	UTT / Hadden (L)	0	3	0	2-0	0-3
24	Seth Ochoa (2)	3/10	UTT / Hadden (L)	2	3	2	0-0	2-3
25	Seth Ochoa (3)	3/10	UTT / Villegas (R)	0	5	0	1-1	5-3

Total: 25	Away: 11	Home: 11	Neutral: 3
Solo: 12	2-Run: 5	3-Run: 6	Grand Slam: 1
vs. Left: 3	vs. Right: 22	LSC: 21	Non-LSC: 4
Ahead: 13	Tied: 5	Behind: 7	First Pitch: 7

RUNS SCORED BY INNING

	1	2	3	4	5	6	7	8	9	10+	Total
West Texas A&M	25	31	39	16	29	18	5	5	8	-	176
Opponents	17	7	22	4	19	21	9	7	3	-	109



NCBWA DIVISION II POLL (MAR. 12)

Rank	School [1st Place]	Record	Pts.	Prev.
1	North Greenville (16)	20-3	496	2
2	Tampa (4)	16-3	480	1
3	Central Missouri	14-3	455	4
4	UT Tyler	19-4	431	7
5	Westmont	20-3	425	5
6	Angelo State	18-5	379	3
7	Florida Southern	16-4	372	6
8	Mount Olive	18-5	337	16
9	Grand Valley State	12-4	320	14
10	West Chester	9-3	298	15
11	Southern New Hampshire	7-4	264	11
12	Delta State	16-5	256	13
13	Lenoir-Rhyne	18-3	237	19
14	St. Edward's (Texas)	19-6	236	17
15	Point Loma	15-7	225	10
16	East Stroudsburg	11-2	197	8
17	Augustana (S.D.)	8-3	196	RV
18	Davenport	11-4	155	21
19	Catawba	16-6	154	9
20	Minnesota State	9-1	140	18
21	Rollins	13-5	90	20
22	Chico State	15-6	85	RV
23	Harding	17-4	68	12
24	Carson-Newman	16-5	55	25
25	Thomas Jefferson	8-4	40	NR

Also Receiving Votes: Saginaw Valley State (9-4); 23 points; Frostburg State (8-3) 18 points; Colorado Mesa (10-7) 15 points; Central Oklahoma (15-5) 14 points; Bentley (8-5) 9 points; Young Harris (15-7) 4 points; West Texas A&M (14-7) 4 points; Lander (16-6) 4 points; Northwest Nazarene (16-10) 3 points

D2BASEBALL POLL (MAR. 10)

Rank	School	Record	Prev.
1	North Greenville	20-3	5
2	Tampa	16-3	1
3	Central Missouri	14-3	3
4	UT Tyler	19-4	5
5	Angelo State	18-5	2
6	Westmont	20-3	10
7	Catawba	16-6	7
8	Lenoir-Rhyne	18-3	12
9	Florida Southern	16-4	6
10	Point Loma	15-7	8
11	West Chester	9-3	11
12	East Stroudsburg	11-2	9
13	Mount Olive	18-5	19
14	Augustana	7-3	14
15	Southern New Hampshire	7-4	13
16	Harding	17-4	15
17	Chico State	15-6	17
18	Minnesota State	9-1	18
19	Delta State	16-5	20
20	Young Harris	15-7	21
21	Millersville	7-3	16
22	Seton Hill	8-3	22
23	St. Edward's	19-6	24
24	Carson-Newman	16-5	NR
25	Central Oklahoma	15-5	NR

ABCA DIVISION II POLL (MAR. 4)

Rank	School [1st Place]	Record	Pts.
1.	Tampa (Fla.)	16-3	270
2.	Texas-Tyler	19-4	261
3.	Central Missouri	14-3	252
4.	Angelo State (Texas)	18-5	243
5.	North Greenville (S.C.)	20-3	234
6.	Westmont (Calif.)	20-3	225
7.	West Chester (Pa.)	9-3	216
8.	Catawba (N.C.)	16-6	207
9.	Mount Olive (N.C.)	18-5	198
10.	Lenoir-Rhyne (N.C.)	18-3	190
11.	Chico State (Calif.)	15-6	179
12.	Florida Southern	16-4	177
13.	Augustana (S.D.)	7-3	163
14.	Point Loma (Calif.)	15-7	154
15.	St. Edward's (Texas)	19-6	144
16.	Minnesota State	9-1	135
17.	Grand Valley State (Mich.)	12-4	127
18.	Harding (Ark.)	17-4	117
19.	Carson-Newman (Tenn.)	16-5	110
20.	Young Harris (Ga.)	15-7	100
21.	Southern New Hampshire	7-4	90
22.	Rollins (Fla.)	13-5	80
23.	Rogers State (Okla.)	14-3	74
24.	Millersville (Pa.)	7-3	64
25.	Seton Hill (Pa.)	8-3	59
26.	Davenport (Mich.)	11-4	46
27.	Shippensburg (Pa.)	10-4	35
28.	Missouri Southern	12-6	27
29.	Central Oklahoma	15-5	21
30.	West Texas A&M	14-7	10

Also Receiving Votes: Delta State (Miss.), Frostburg State (Md.), Molloy (N.Y.), East Stroudsburg (Pa.), UVA Wise, Lander (S.C.), California (Pa.), Oklahoma Baptist, Jefferson (Pa.), Bentley (Mass.), New Haven (Conn.), West Florida, Cal State San Bernardino, Pittsburg State (Kan.), Colorado Mesa, Missouri St. Louis, Saginaw Valley (Mich.), Flagler (Fla.), North Georgia, Francis Marion (S.C.), Shorter (Ga.)

NCBWA REGIONAL RANKINGS (MAR. 10)

Rank	School [1st Place]	Record	Prev.	Pts.
1.	UT Tyler (7)	19-4	2	79
2.	Angelo State (1)	18-5	1	73
3	St. Edward's	19-6	3	60
4.	Colorado Mesa	10-7	5	50
5	West Texas A&M	14-7	4	43
6.	Lubbock Christian	12-9	6	37
7.	UCCS	13-5	7	32
8.	St. Mary's	14-8	9	22
9.	Texas A&M-Kingsville	17-9	RV	17
10.	Regis	12-9	10	16

Also Receiving Votes: CSU Pueblo 10-8 (10), Eastern New Mexico 12-10 (1)



LONE STAR CONFERENCE

PLAYERS OF THE WEEK

2.3	Pitcher	Kobe Jaramillo, SEU
	Hitter	Lance Barnett, CU
2.10	Pitcher	Tristan Copeland, OC
	Hitter	Brevin McCool, LCU
2.17	Pitcher	Ryan Markwardt, LCU
	Hitter	Kyle Micklus, WT
2.25	Pitcher	Rawley Hector, UTT
	Hitter	Weston Valasek, ASU
3.3	Pitcher	Ulises Quiroga, TAMUK
	Hitter	Dylan Fesperman, WT
3.10	Pitcher	Julius Carpio, WT
	Hitter	Brevin McCool, LCU
2.17	Pitcher	
	Hitter	
3.24	Pitcher	
	Hitter	
3.31	Pitcher	
	Hitter	
4.7	Pitcher	
	Hitter	
4.14	Pitcher	
	Hitter	
4.21	Pitcher	
	Hitter	
4.28	Pitcher	
	Hitter	
5.5	Pitcher	
	Hitter	

LSC CHAMPIONS SINCE 2008

YEAR	REGULAR SEASON	TOURNAMENT
2024	Lubbock Christian	Lubbock Christian
2023	Angelo State	Angelo State
2022	Angelo State	Angelo State
2021	West Texas A&M	Angelo State
2020	---	---
2019	Angelo State	West Texas A&M
2018	West Texas A&M	Tarleton State
2017	Angelo State	West Texas A&M
2016	Angelo State	West Texas A&M
2015	West Texas A&M	Angelo State
	Texas A&M-Kingsville	
2014	Texas A&M-Kingsville	Tarleton State
2013	Tarleton State	Texas A&M-Kingsville
2012	Angelo State	Angelo State
2011	S.E. Oklahoma State	Incarnate Word
2010	Abilene Christian	Abilene Christian
2009	Abilene Christian	Cameron
2008	Texas A&M-Kingsville	Abilene Christian

LSC STANDINGS

SCHOOL	LSC		OVERALL		STREAK	H	A	N
	W-L	PCT	W-L	PCT				
UT Tyler	19-5	.792	19-6	.760	L2	8-4	11-2	0-0
Angelo State	18-6	.750	20-6	.769	L3	13-1	7-5	0-0
St. Edward's	18-6	.750	19-7	.731	L1	9-5	10-2	0-0
Texas A&M-Kingsville	16-8	.667	17-9	.654	W8	9-4	8-5	0-0
West Texas A&M	13-7	.650	15-7	.682	W1	8-1	6-6	1-0
St. Mary's	12-8	.600	14-8	.636	L1	10-4	4-4	0-0
Lubbock Christian	12-8	.600	13-9	.591	W3	6-6	7-3	0-0
Eastern New Mexico	10-10	.500	12-10	.545	L2	7-3	5-7	0-0
Texas A&M International	9-15	.375	10-16	.385	W1	3-10	7-6	0-0
Cameron	5-15	.250	5-15	.250	L2	2-6	3-9	0-0
Oklahoma Christian	5-15	.250	5-15	.250	L4	1-11	4-4	0-0
UT Permian Basin	5-19	.208	5-19	.208	W2	4-8	1-11	0-0
Sul Ross St.	2-22	.083	2-22	.083	L11	1-11	1-11	0-0

THIS WEEK IN THE LSC

TUESDAY, MARCH 11

Our Lady of the Lake at St. Edward's	OLL, 17-16
UT Tyler at Southern Arkansas	SAU, 8-6
Wayland Baptist at Angelo State	ASU, 13-6
Wayland Baptist at Angelo State	ASU, 18-7

FRIDAY, MARCH 14

Oklahoma Christian at St. Edward's	1:00 p.m.
Lubbock Christian at Texas A&M International	2:00 p.m.
St. Mary's at Texas A&M-Kingsville	6:00 p.m.
Sul Ross State at West Texas A&M	7:00 p.m.
UT Permian Basin at Cameron	7:00 p.m.

SATURDAY, MARCH 15

Oklahoma Christian at St. Edward's (DH)	1:00 p.m.
Lubbock Christian at Texas A&M International (DH)	12:00 p.m.
UT Tyler at Eastern New Mexico	2:00 p.m.
St. Mary's at Texas A&M-Kingsville (DH)	2:00 p.m.
Sul Ross State at West Texas A&M (DH)	2:00 p.m.
UT Permian Basin at Cameron (DH)	2:00 p.m.

SUNDAY, MARCH 16

Oklahoma Christian at St. Edward's	1:00 p.m.
Lubbock Christian at Texas A&M International	1:00 p.m.
UT Tyler at Eastern New Mexico (DH)	2:00 p.m.
St. Mary's at Texas A&M-Kingsville	1:00 p.m.
Sul Ross State at West Texas A&M	2:00 p.m.
UT Permian Basin at Cameron	2:00 p.m.

MONDAY, MARCH 17

UT Tyler at Eastern New Mexico	1:00 p.m.
--------------------------------	-----------



WILDER PARK "HOME OF BUFFALO BASEBALL"

Top-25 Attendance Marks - Single Game

Opponent	Date	Att.	Result
1. Angelo State	May 6, 2017 (DH)	499	W, 6-5 / L, 3-13
2. Texas A&M-Kingsville	Apr. 27, 2018	487	W, 12-9
Lubbock Christian	Feb. 21, 2017	487	L, 2-3
4. Texas A&M-Kingsville	Feb. 28, 2014	478	W, 11-1
5. Eastern New Mexico	May 11, 2018	443	W, 24-2
6. Angelo State	May 5, 2017	428	L, 0-3
7. Tarleton	May 17, 2018	425	W, 7-2
Tarleton	Mar. 5, 2016 (DH)	425	L, 6-8 / W, 7-0
9. Eastern New Mexico	Mar. 24, 2018	408	W, 4-3
10. Okla. Panhandle St.	Feb. 18, 2017	403	W, 12-2
11. Angelo State	Apr. 11, 2021	400	L, 5-8
Angelo State	Apr. 10, 2021	400	W, 11-6
13. Lubbock Christian	Apr. 2, 2022	395	W, 6-3 / L, 7-3
14. St. Edward's	May 18, 2018	357	L, 3-13
Okla. Panhandle St.	Feb. 17, 2017	357	W, 22-1
16. Eastern New Mexico	Mar. 7, 2015	348	L, 2-9
17. Oklahoma Christian	May 7, 2022	345	W, 8-5
18. Angelo State	April 30, 2023	340	L, 7-10
Texas A&M International	April 14, 2022	340	W, 14-3
20. Tarleton	May 12, 2018	334	L, 7-15
21. St. Edward's	Feb. 6, 2016	333	W, 8-3
22. Angelo State	May 7, 2017	331	L, 7-9
23. Cameron	March 9, 2024	330	W, 6-2
Cameron	March 9, 2024	330	L, 9-8
25. St. Edward's	April 29, 2022	320	L, 14-11

Top-25 LSC Series Attendance (Average)

Opponent (Games)	Dates	Avg. Att.
1. Angelo State (4)	May 5-7, 2017	439
2. Angelo State (3)	April 9-11, 2021	375
3. Texas A&M-Kingsville (4)	April 27-29, 2018	348
4. Lubbock Christian (4)	April 1-3, 2022	329
5. Tarleton (4)	March 4-6, 2016	317
6. Angelo State (4)	April 28-30, 2023	279
7. St. Edward's (4)	April 29-May 1, 2022	274
8. UT Tyler (4)	March 22-24, 2024	273
9. UT Tyler (4)	March 4-6, 2022	265
Abilene Christian (3)	April 15-16, 2011	265
11. Eastern New Mexico (4)	March 23-25, 2018	258
12. Cameron (4)	March 8-10, 2024	257
Eastern New Mexico (3)	April 11-12, 2014	257
14. Lubbock Christian (4)	April 19-21, 2024	256
15. Texas A&M International (4)	April 14-16, 2022	251
16. Texas A&M-Kingsville (3)	May 6-7, 2016	246
17. Tarleton (3)	April 29-30, 2011	242
18. Central Oklahoma (3)	February 12-13, 2011	241
19. Texas A&M-Kingsville (4)	February 28-March 1, 2014	235
20. Texas A&M-Kingsville (4)	February 21-23, 2020	231
Cameron (4)	March 16-18, 2012	231
22. Oklahoma Christian (4)	March 18-20, 2022	230
23. Cameron (4)	February 18-20, 2022	226
24. Cameron (3)	March 4-5, 2011	225
25. Eastern New Mexico (4)	March 3-5, 2023	216

Wilder Park Firsts

Opening Day	February 5, 2011
Opponent	Sterling College
Score	WT, 12-4 / WT, 7-3
First Pitch	WTAMU President Dr. J. Patrick O'Brien
First WT Hit	Eric Dorton (1st Inning, Leadoff Single)
First WT Run Scored	Eric Dorton (1st Inning, 1 Out)
First WT RBI	Will Miller (1st Inning, 1 Out, 2 RBI Double)
First WT Double	Will Miller (1st Inning, 1 Out)
First WT Triple	Kendall Boone vs. Central Okla. (2/12/11) (6th Inning, 1 Out)
First WT Homerun	Kendall Boone (3rd Inning, 1 Out, Solo)
First WT Walk	Eric Dorton (4th Inning, 1 Out)
First WT Stolen Base	Eric Dorton vs. Univ. of the S.W. (1st Inning, 0 Outs)
First WT Grand Slam	Jess Cooper vs. N.W. Mo. (2/26/11) (5th Inning, 1 Out)
First WT Win	Irving Camacho vs. Sterling College
First WT Complete Game	Irving Camacho vs. Central Oklahoma (2/13/11)
First WT Save	Zach Walker vs. #14 Cameron (3/4/11)
First WT Strikeout	Irving Camacho (2nd Inning, 1 Out, Looking)

Attendance Marks

Largest Opening Day Crowd	203, Northwest Oklahoma St. (Feb. 9, 2017)
Result / Pitcher of Record	W, 15-0 / Marshall Kasowski
Total Attendance	61,735
Games Played	336
Average Attendance	184
200+ Attendance Games	150
300+ Attendance Games	40
400+ Attendance Games	14

Monday	NONE
Tuesday	487, Lubbock Christian (February 21, 2017)
Wednesday	153, Oklahoma Panhandle State (Game 2 - March 28, 2012)
Thursday	425, Tarleton (May 17, 2018)
Friday	487, Texas A&M-Kingsville (April 27, 2018)
Saturday	499, Angelo State (May 6, 2017)
Sunday	400, Angelo State (April 11, 2021)



CORY HALL

YEAR	SCHOOL	RECORD
1999	N.W. Oklahoma State	31-21
2000	N.W. Oklahoma State	28-20
2001	N.W. Oklahoma State	49-12
2002	Clarendon College	---
2003	Clarendon College	---
2004	Clarendon College *	43-13
2005	Clarendon College *	30-21
2006	New Mexico JC	50-6
2007	New Mexico JC	46-8
2008	New Mexico JC *	45-10
2009	West Texas A&M	20-33
2010	West Texas A&M	23-20
2011	West Texas A&M	30-19
2012	West Texas A&M	29-19
2013	West Texas A&M	30-21
2016	West Texas A&M	36-20
2017	West Texas A&M	36-18
2018	West Texas A&M	40-14
2019	West Texas A&M	41-12
2020	West Texas A&M	17-6
2021	West Texas A&M	34-9
2022	West Texas A&M	39-19
2023	West Texas A&M	30-22
2024	West Texas A&M	37-19
2025	West Texas A&M *	13-5
Overall Record		779-370 (.679)
Experience		25th Season
Head Coaching Record		132-51 (.721)
Experience		4th Season

WHAT THEY'RE SAYING...

“Cory is the person who gave me my first job in college coaching, he is outstanding in so many areas that are required to run a championship program. Coach Hall is an excellent recruiter, he is as good as it gets at motivating and developing relationships with his players. His assistant coaches will absolute love working for Coach Hall and his players will love playing for him. The community will get to enjoy the investment he and his players will have in Canyon. He is one of the absolute best coaches in college baseball, the future of WT Baseball is in great hands. I would not be where I am today without the leadership and guidance of Cory Hall.” – Mike Silva, Arkansas State Head Coach

“West Texas A&M hit a homerun with the hiring of Coach Hall, he has been instrumental in helping build Buffalo Baseball into the premiere Division II program that it is today. I’m so excited for Cory and I can’t wait to see the WT program continue to excel on the diamond.” - Matt Vanderburg, Stephen F. Austin Head Coach

“West Texas A&M Baseball is in the hunt for a national championship under Coach Hall. A national title will happen soon for the Tatanka! Sick'em WT!” – Ray Birmingham, University of New Mexico (Retired)

PATH TO WEST TEXAS A&M



Cory Hall takes over the reigns of the West Texas A&M Buffalo Baseball program after being promoted to head coach in the Summer of 2024. Hall spent 14 seasons as the top assistant and pitching coach for the Buffaloes. Hall has had four different pitchers (Austin Moore, Josh Payne, Marshall Kasowski, Joe Corbett) drafted in the Major League Baseball Draft during his time in Canyon with multiple other professional players learning under one of the top pitching minds in collegiate baseball.

Hall has seen the Buffs become a regional and national contender during his time in Canyon as WT has registered an overall record of 442-246 over his 14 seasons with two Lone Star Conference Championships (2018, 2021) and seven trips to the NCAA Tournament. Hall has been instrumental in the building of the Buffalo baseball program throughout both of his stints with the Buffs as he continually has helped improve the pitching staff each year.

Prior to being hired at WT, Hall served as head coach at New Mexico Junior College in 2008 as he led the ThunderBirds to a WJCAC Conference Championship with an overall record of 45-10. The team ranked in the top five nationally and a 3.43 ERA. as Hall earned WJCAC Coach of the Year and had three players drafted. Hall also was an assistant coach and recruiting coordinator at NMJC and finished as national runner-up at the 2007 Junior College World Series. Overall, he had 11 pitchers drafted during his time at NMJC.

Prior to NMJC, Hall was on staff at Clarendon College. During the 2002 and 2003 seasons he served as pitching coach and recruiting coordinator and was elevated to head coach for the 2004 and 2005 seasons.

In his first year as head coach, his club finished 43-13 to record the most wins in school history while claiming a Division Championship as they were ranked in the Top 10 in the nation marking the first national ranking in program history. During his two seasons as head coach, Hall had 21 players sign to play at the university level, eight at Division I. He had eight players drafted or sign professional contracts during that time.

Prior to Clarendon, Hall began coaching at his alma mater Northwestern Oklahoma State. While at NWOSU, he served as pitching coach for three seasons (1999-2001) and played a vital role in turning around a program that had not had a winning season in several years.

During that time, the team compiled three winning seasons with a combined record of 108-53. In his third season, the team finished with a 49-12 record and was ranked as high as seventh nationally, breaking the school-record for wins in a season and qualifying for the regional tournament for the first time in program history.

The Leedey, Oklahoma native made a pair of trips to the NJCAA College World Series during his collegiate pitching career. He played two seasons at Seminole State College, helping the Trojans to an overall record of 102-16 followed by one season at Hill College in Hillsboro, Texas. Hall earned his Bachelor’s and Master’s degree from Northwestern Oklahoma State.



SHAWN NEALE
ASSISTANT COACH

PATH TO WEST TEXAS A&M



Shawn Neale enters his ninth season as an Assistant Baseball Coach at West Texas A&M as he was named the program's Recruiting Coordinator in the Summer of 2021.

Neale came to WT from Northern Oklahoma College-Tonkawa where he has served as an assistant coach and recruiting coordinator for three seasons. In 2016, the Mavericks set a school-record for wins going 43-19 and were ranked as high as seventh nationally in the NJCAA poll. Neale helped guide NOC-T to a NJCAA Region 2 Runner-Up finish, while having two draftees in Ariel Burgos-Garcia and Walker Whitworth.

Prior to NOC-T, Neale spent three seasons at Northwestern Oklahoma State where he served in a similar role. Neale worked as an assistant coach working with the catchers and hitters. Neale played collegiately at Bacone College, and in his first season there, he helped lead the Warriors to a 35-21 record and a Red River Athletic Conference North Division Title, the first in program history. As a sophomore, Neale was part of the 41-14 squad which reached as high as 18th in the National Association of Intercollegiate Athletics (NAIA) poll.



COOPER HARRIS
ASSISTANT COACH

PATH TO WEST TEXAS A&M



West Texas A&M alumni Cooper Harris returned to Canyon in the Summer of 2024 as the program's pitching coach.

Harris comes to Canyon following two seasons at Lone Star Conference member Cameron where he oversaw the Aggie pitching staff while serving as CU's leading recruiter. Cooper spent one season as an assistant coach at Vernon College, working with pitchers and catchers while also organizing camps, practices and weight room scheduling.

Harris played three seasons for the Buffaloes from 2019-21 where he made 26 appearances in relief, striking out 28 batters in his 28.0 innings of work. WT won a pair of Lone Star Conference Championships (2019, 2021) during his time in Canyon as the Buffs advanced to three straight NCAA Tournaments including a run to the program's first South Central Regional Finals in 2021. Harris earned a Bachelor's Degree in Business Administration from West Texas A&M in 2020.



NOLLAN KOON
GRADUATE ASSISTANT

PATH TO WEST TEXAS A&M



Nollan Koon enters his first season in the dugout for the Buffaloes as he returned to Canyon as a graduate assistant coach in December of 2024. Koon returns to the Texas Panhandle following time as a hitting coach at Northeastern State in Tahlequah, Oklahoma.

The Yukon, Oklahoma native played one season for the Buffaloes in 2022, seeing time in 29 games with 23 starts behind the plate as the Buffs went 39-19 overall.

Koon started his collegiate playing career at Connors State College. The talented catcher saw time in 62 games over two seasons for the Cowboys, hitting .345 with 22 doubles, one triple and two homeruns to drive in 48 RBI. Behind the plate, Koon registered 367 putouts and 28 assists with just one error for a fielding clip of .997 to pick up All-Region accolades.

PITCHERS (22)

#	NAME	POS	B/T	HT	WT	YR	HOMETOWN	HIGH SCHOOL/PREVIOUS
33	Isaiah Arteaga	RHP	R/R	6-2	210	JR	El Paso, TX	New Mexico JC
6	Julius Carpio	RHP	R/R	6-1	175	JR	Dimmitt, TX	Amarillo College
32	Alex Chumrau	RHP	R/R	6-5	210	FR	Parker, CO	South Mountain CC
42	Michael Guerrero	RHP	R/R	6-5	215	SR	La Romana, D.R.	Nicholls State
44	Teddy Judkins	RHP	R/R	6-2	190	R-SO	Fort Worth, TX	Wayland Baptist
17	Riley Kettner	RHP	R/R	6-2	190	JR	Lubbock, TX	Odessa College
--	Shea Lake	RHP	R/R	6-3	195	JR	Temecula, CA	Hawaii Pacific
18	Max Lankford	RHP	R/R	6-3	210	SR	Rhome, TX	Howard College
34	Davis Luikart	RHP	R/R	6-0	200	JR	Austin, TX	Temple College
--	JJ Luna	LHP	L/L	6-0	170	JR	Dallas, TX	Jesuit College Prep HS
--	Ethan McClain	RHP	R/R	6-1	205	JR	Roanoke, TX	Carl Albert State College
9	Matt Milner	RHP	R/R	6-3	195	SR	Duke, OK	Southwestern Okla. State
--	Emmanuel Pena	RHP	R/R	6-5	220	JR	Santo Domingo, D.R.	Coffeyville CC
15	Tai Phetluangsy	RHP	R/R	5-11	165	SR	Amarillo, TX	Panola College
--	Anthony Picciano	RHP/OF	R/R	5-10	170	FR	Winter Garden, FL	Montverde Academy
36	Nathan Scott	RHP	R/R	6-4	215	SR	League City, TX	Galveston College
21	Andrew Simone	RHP	R/R	5-11	205	SR	Vineland, NJ	Barton College
30	Gabe Torres	RHP	R/R	6-2	220	SR	El Paso, TX	Marietta College
20	Chase Weaver	LHP	L/L	5-11	180	SO	Hamilton, TX	Hamilton HS
19	Matt Whitney	LHP	L/L	6-5	205	SR	Plantation, FL	McPherson College
14	Nick Yeager	RHP	R/R	6-1	200	SR	Canton, MI	Dordt University

CATCHERS (6)

#	NAME	POS	B/T	HT	WT	YR	HOMETOWN	HIGH SCHOOL/PREVIOUS
7	Daniel Castellanos	C	R/R	6-0	190	JR	Los Angeles, CA	Cerritos College
--	Christopher Estrada	C	R/R	5-8	195	FR	El Paso, TX	Eastlake HS
--	Jose Magallanes	C	R/L	5-10	230	JR	Holly, CO	Northeast Texas CC
--	Garrett Martin	C	R/R	6-1	185	SO	Grapevine, TX	Grapevine HS
4	Kyle Micklus	C	L/R	5-9	190	SR	Waller, TX	Lassen College
22	Kory Schmidt	C	R/R	6-4	200	SR	Liberty Hill, TX	Dodge City CC

INFELDERS (11)

#	NAME	POS	B/T	HT	WT	YR	HOMETOWN	HIGH SCHOOL/PREVIOUS
--	Owen Alsop	INF	R/R	6-0	205	SR	Roswell, N.M.	N.M. Military Institute
5	Jake Alwine	INF	L/R	5-8	180	JR	Glendale, AZ	Paradise Valley CC
0	Elijah Batista	INF	R/R	5-9	165	SR	El Paso, TX	Western Texas College
8	Rodric Black	INF	R/R	6-3	180	SR	Fort Worth, TX	McLennan CC
23	Dylan Fesperman	INF	R/R	6-4	215	SR	Phoenix, AZ	Arizona State
16	Ken Hemmer	INF	R/R	6-2	195	SR	Tokyo, Japan	Galveston College
25	Jalen Meyers	INF	R/R	5-9	175	JR	Arlington, TX	Frank Phillips College
10	Seth Ochoa	INF	R/R	6-0	200	SR	El Paso, TX	New Mexico
24	Zac Rackham	INF	R/R	5-11	170	JR	Kuna, ID	Lassen College

OUTFIELDERS (8)

#	NAME	POS	B/T	HT	WT	YR	HOMETOWN	HIGH SCHOOL/PREVIOUS
--	Zak Betancourt	OF	L/L	6-1	215	SR	Levelland, TX	North Central Texas JC
1	Jovan Camacho	OF	L/R	5-9	190	SR	Stevenson Ranch, CA	College of the Canyons
2	Ryan Camacho	OF	R/R	5-9	195	SR	Stevenson Ranch, CA	College of the Canyons
13	Glenn Noronha	OF	L/R	5-8	160	SR	Mississauga, Ontario	St. Aloysius Gonzaga
--	Anthony Picciano	RHP/OF	R/R	5-10	170	FR	Winter Garden, FL	Montverde Academy
--	James Schmidt	OF	L/L	5-10	140	FR	Eagle, NE	Waverly HS
27	Tristan Thomas	OF	L/L	5-8	140	R-FR	Carlsbad, N.M.	Carlsbad HS
11	Josh Zapata	OF	R/R	6-0	180	SR	Buda, TX	Weatherford College

NUMERICAL ROSTER

#	NAME	POS.	YR.
0	Elijah Batista	INF	SR
1	Jovan Camacho	OF	SR
2	Ryan Camacho	OF	SR
4	Kyle Micklus	C	SR
5	Jake Alwine	INF	JR
6	Julius Carpio	RHP	JR
7	Daniel Castellanos	C	JR
8	Rodric Black	INF	SR
9	Matt Milner	RHP	SR
10	Seth Ochoa	INF	SR
11	Josh Zapata	OF	SR
13	Glenn Noronha	INF	SR
14	Nick Yeager	RHP	SR
15	Tai Phetluangsy	RHP	SR
16	Ken Hemmer	INF	SR
17	Riley Kettner	RHP	JR
18	Max Lankford	RHP	SR
19	Matt Whitney	LHP	SR
20	Chase Weaver	LHP	SO
21	Andrew Simone	RHP	SR
22	Kory Schmidt	C	SR
23	Dylan Fesperman	INF	SR
24	Zac Rackham	INF	JR
25	Jalen Meyers	INF	JR
27	Tristan Thomas	OF	R-FR
30	Gabe Torres	RHP	SR
32	Alex Chumrau	RHP	FR
33	Isaiah Arteaga	RHP	JR
34	Davis Luikart	RHP	JR
36	Nathan Scott	RHP	SR
42	Michael Guerrero	RHP	SR
44	Teddy Judkins	RHP	R-SO
--	Owen Alsop	INF	SR
--	Zak Betancourt	OF	SR
--	Christopher Estrada	C	FR
--	Shea Lake	RHP	JR
--	JJ Luna	LHP	JR
--	Jose Magallanes	C	JR
--	Garrett Martin	C	SO
--	Ethan McClain	RHP	JR
--	Emmanuel Pena	RHP	JR
--	Anthony Picciano	OF/RHP	FR
--	James Schmidt	OF	FR



SENIORS (22)

#	NAME	POS	B/T	HT	WT	YR	HOMETOWN	HIGH SCHOOL/PREVIOUS
--	Owen Alsup	INF	R/R	6-0	205	SR	Roswell, N.M.	N.M. Military Institute
0	Elijah Batista	INF	R/R	5-9	165	SR	El Paso, TX	Western Texas College
--	Zak Betancourt	OF	L/L	6-1	215	SR	Levelland, TX	North Central Texas JC
8	Rodric Black	INF	R/R	6-3	180	SR	Fort Worth, TX	McLennan CC
1	Jovan Camacho	OF	L/R	5-9	190	SR	Stevenson Ranch, CA	College of the Canyons
2	Ryan Camacho	OF	R/R	5-9	195	SR	Stevenson Ranch, CA	College of the Canyons
23	Dylan Fesperman	INF	R/R	6-4	215	SR	Phoenix, AZ	Arizona State
42	Michael Guerrero	RHP	R/R	6-5	215	SR	La Romana, D.R.	Nicholls State
16	Ken Hemmer	INF	R/R	6-2	195	SR	Tokyo, Japan	Galveston College
18	Max Lankford	RHP	R/R	6-3	210	SR	Rhome, TX	Howard College
4	Kyle Micklus	C	L/R	5-9	190	SR	Waller, TX	Lassen College
9	Matt Milner	RHP	R/R	6-3	195	SR	Duke, OK	Southwestern Okla. State
13	Glenn Noronha	OF	L/R	5-8	160	SR	Mississauga, Ontario	St. Aloysius Gonzaga
10	Seth Ochoa	INF	R/R	6-0	200	SR	El Paso, TX	New Mexico
15	Tai Phetluangsy	RHP	R/R	5-11	165	SR	Amarillo, TX	Panola College
22	Kory Schmidt	C	R/R	6-4	200	SR	Liberty Hill, TX	Dodge City CC
36	Nathan Scott	RHP	R/R	6-4	215	SR	League City, TX	Galveston College
21	Andrew Simone	RHP	R/R	5-11	205	SR	Vineland, NJ	Barton College
30	Gabe Torres	RHP	R/R	6-2	220	SR	El Paso, TX	Marietta College
19	Matt Whitney	LHP	L/L	6-5	205	SR	Plantation, FL	McPherson College
14	Nick Yeager	RHP	R/R	6-1	200	SR	Canton, MI	Dordt University
11	Josh Zapata	OF	R/R	6-0	180	SR	Buda, TX	Weatherford College

JUNIORS (13)

#	NAME	POS	B/T	HT	WT	YR	HOMETOWN	HIGH SCHOOL/PREVIOUS
5	Jake Alwine	INF	L/R	5-8	180	JR	Glendale, AZ	Paradise Valley CC
33	Isaiah Arteaga	RHP	R/R	6-2	210	JR	El Paso, TX	New Mexico JC
6	Julius Carpio	RHP	R/R	6-1	175	JR	Dimmitt, TX	Amarillo College
7	Daniel Castellanos	C	R/R	6-0	190	JR	Los Angeles, CA	Cerritos College
17	Riley Kettner	RHP	R/R	6-2	190	JR	Lubbock, TX	Odessa College
--	Shea Lake	RHP	R/R	6-3	195	JR	Temecula, CA	Hawaii Pacific
34	Davis Luikart	RHP	R/R	6-0	200	JR	Austin, TX	Temple College
--	JJ Luna	LHP	L/L	6-0	170	JR	Dallas, TX	Jesuit College Prep HS
--	Jose Magallanes	C	R/L	5-10	230	JR	Holly, CO	Northeast Texas CC
--	Ethan McClain	RHP	R/R	6-1	205	JR	Roanoke, TX	Carl Albert State College
25	Jalen Meyers	INF	R/R	5-9	175	JR	Arlington, TX	Frank Phillips College
--	Emmanuel Pena	RHP	R/R	6-5	220	JR	Santo Domingo, D.R.	Coffeyville CC
24	Zac Rackham	INF	R/R	5-11	170	JR	Kuna, ID	Lassen College

SOPHOMORES (3)

#	NAME	POS	B/T	HT	WT	YR	HOMETOWN	HIGH SCHOOL/PREVIOUS
44	Teddy Judkins	RHP	R/R	6-2	190	R-SO	Fort Worth, TX	Wayland Baptist
--	Garrett Martin	C	R/R	6-1	185	SO	Grapevine, TX	Grapevine HS
20	Chase Weaver	LHP	L/L	5-11	180	SO	Hamilton, TX	Hamilton HS

FRESHMEN (4)

#	NAME	POS	B/T	HT	WT	YR	HOMETOWN	HIGH SCHOOL/PREVIOUS
32	Alex Chumrau	RHP	R/R	6-5	210	FR	Parker, CO	South Mountain CC
--	Christopher Estrada	C	R/R	5-8	195	FR	El Paso, TX	Eastlake HS
--	Anthony Picciano	RHP/OF	R/R	5-10	170	FR	Winter Garden, FL	Montverde Academy
--	James Schmidt	OF	L/L	5-10	140	FR	Eagle, NE	Waverly HS
27	Tristan Thomas	OF	L/L	5-8	140	R-FR	Carlsbad, N.M.	Carlsbad HS

ALPHABETICAL ROSTER


#	NAME	POS.	YR.
--	Owen Alsup	INF	SR
5	Jake Alwine	INF	JR
33	Isaiah Arteaga	RHP	JR
0	Elijah Batista	INF	SR
--	Zak Betancourt	OF	SR
8	Rodric Black	INF	SR
1	Jovan Camacho	OF	SR
2	Ryan Camacho	OF	SR
6	Julius Carpio	RHP	JR
7	Daniel Castellanos	C	JR
32	Alex Chumrau	RHP	FR
--	Christopher Estrada	C	FR
23	Dylan Fesperman	INF	SR
42	Michael Guerrero	RHP	SR
16	Ken Hemmer	INF	SR
44	Teddy Judkins	RHP	R-SO
17	Riley Kettner	RHP	JR
--	Shea Lake	RHP	JR
18	Max Lankford	RHP	SR
34	Davis Luikart	RHP	JR
--	JJ Luna	LHP	JR
--	Jose Magallanes	C	JR
--	Garrett Martin	C	SO
--	Ethan McClain	RHP	JR
25	Jalen Meyers	INF	JR
4	Kyle Micklus	C	SR
9	Matt Milner	RHP	SR
13	Glenn Noronha	INF	SR
10	Seth Ochoa	INF	SR
--	Emmanuel Pena	RHP	JR
15	Tai Phetluangsy	RHP	SR
--	Anthony Picciano	OF/RHP	FR
24	Zac Rackham	INF	JR
--	James Schmidt	OF	FR
22	Kory Schmidt	C	SR
36	Nathan Scott	RHP	SR
21	Andrew Simone	RHP	SR
27	Tristan Thomas	OF	R-FR
30	Gabe Torres	RHP	SR
20	Chase Weaver	LHP	SO
19	Matt Whitney	LHP	SR
14	Nick Yeager	RHP	SR
11	Josh Zapata	OF	SR



OWEN ALSUP
INF | SR



JAKE ALWINE
INF | JR



ISAIAH ARTEAGA
RHP | JR




ELIJAH BATISTA
INF | SR




ZAK BETANCOURT
OF | SR



RODRIC BLACK
INF | SR



JOVAN CAMACHO
OF | SR



RYAN CAMACHO
OF | SR



JULIUS CARPIO
RHP | JR



DANIEL CASTELLANOS
C | JR



ALEX CHUMRAU
RHP | FR



CHRISTOPHER ESTRADA
C | FR



DYLAN FESPERMAN
INF | SR




MICHAEL GUERRERO
RHP | SR



KEN HEMMER
INF | SR



TEDDY JUDKINS
RHP | R-SO



RILEY KETTNER
RHP | JR



SHEA LAKE
RHP | JR



MAX LANKFORD
RHP | SR



DAVIS LUIKART
RHP | JR



JJ LUNA
LHP | JR



JOSE MAGALLANES
C | JR



GARRETT MARTIN
C | SO




ETHAN McCLAIN
RHP | JR



JALEN MEYERS
INF | JR



KYLE MICKLUS
C | SR



MATT MILNER
RHP | SR




GLENN NORONHA
OF | SR



SETH OCHOA
INF | SR



EMMANUEL PENNA
RHP | JR



TAI PHETLUANGSY
RHP | SR



ANTHONY PICCIANO
OF/RHP | FR




ZAC RACKHAM
INF | JR



JAMES SCHMIDT
OF | FR



KORY SCHMIDT
C | SR



NATHAN SCOTT
RHP | SR



ANDREW SIMONE
RHP | SR



TRISTIN THOMAS
OF | R-SO



GABE TORRES
RHP | SR




CHASE WEAVER
LHP | SO



MATT WHITNEY
LHP | SR



NICK YEAGER
RHP | SR



JOSH ZAPATA
OF | SR



CORY HALL



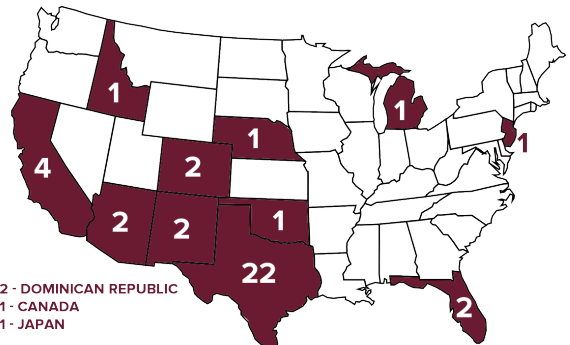
SHAWN NEALE



COOPER HARRIS



NOLLAN KOON



2 - DOMINICAN REPUBLIC
1 - CANADA
1 - JAPAN



ELIJAH
Batista
INFIELDER

YR HT WT
SR 5-9 165

HOMETOWN
EL PASO, TEXAS
PREVIOUS SCHOOL
WESTERN TEXAS COLLEGE

SEASON HIGHS			
Category	Highs	Opponent	Date
AB	5	at Cameron	2/24/25
H	3 (2x)	Eastern New Mexico	2/16/25
R	4	vs. Univ. of the Southwest	2/7/25
RBI	5	vs. Univ. of the Southwest	2/7/25
HR	1 (3x)	at Cameron	2/22/25
SB	1 (5x)	at UT Tyler	3/10/25

CAREER HIGHS			
Category	Highs	Opponent	Date
AB	5 (3x)	at Cameron	2/24/25
H	4	at Arkansas-Fort Smith	3/29/24
R	4	vs. Univ. of the Southwest	2/7/25
RBI	5 (3x)	vs. Univ. of the Southwest	2/7/25
HR	1 (7x)	at Cameron	2/22/25
SB	2	St. Edward's	2/16/24

CAREER STATISTICS

Year	Avg	GP-GS	AB	R	H	2B	3B	HR	RBI	SLG%	BB-HBP	SO	GDP	OB%	SF	SH	SB	PO	A	E	FLD%
2024	.263	55-52	160	37	42	13	2	7	32	.500	14-16	47	2	.379	0	2	10	56	117	9	.951
2025	.329	22-22	73	23	24	8	1	3	17	.589	6-8	13	1	.437	0	1	5	19	45	6	.914
	.283	77-74	233	60	66	21	3	10	49	.528	20-24	60	3	.397	0	3	15	75	162	15	.940



JOVAN
Camacho
OUTFIELDER

YR HT WT
SR 5-9 190

HOMETOWN
STEVENSON RANCH, CALIFORNIA
PREVIOUS SCHOOL
COLLEGE OF THE CANYONS

SEASON HIGHS			
Category	Highs	Opponent	Date
AB	5 (3x)	at Cameron	2/23/25
H	3	UT Permian Basin	2/28/25
R	4 (2x)	UT Permian Basin	2/28/25
RBI	3	Eastern New Mexico	2/14/25
HR	--	--	--
SB	2	at Cameron	2/22/25

CAREER HIGHS			
Category	Highs	Opponent	Date
AB	5 (4x)	at Cameron	2/23/25
H	4	at Colorado Mesa	5/16/24
R	4 (2x)	UT Permian Basin	2/28/25
RBI	3	Eastern New Mexico	2/14/25
HR	--	--	--
SB	2	at Cameron	2/22/25

CAREER STATISTICS

Year	Avg	GP-GS	AB	R	H	2B	3B	HR	RBI	SLG%	BB-HBP	SO	GDP	OB%	SF	SH	SB	PO	A	E	FLD%
2024	.438	22-10	48	5	21	5	0	0	9	.542	3-4	5	1	.509	0	0	0	22	1	1	.958
2025	.370	22-22	73	28	27	8	2	0	17	.534	20-6	5	0	.525	2	2	2	53	0	1	.981
	.397	44-32	121	33	48	13	2	0	26	.537	23-10	10	1	.519	2	2	2	75	1	2	.974



RYAN
Camacho
OUTFIELDER

YR HT WT
SR 5-9 195

HOMETOWN
STEVENSON RANCH, CALIFORNIA
PREVIOUS SCHOOL
COLLEGE OF THE CANYONS

SEASON HIGHS			
Category	Highs	Opponent	Date
AB	5	at Cameron	2/22/25
H	3 (2x)	UT Permian Basin	3/1/25
R	3	at Cameron	2/22/25
RBI	3	at Cameron	2/23/25
HR	--	--	--
SB	1	UT Permian Basin	3/2/25

CAREER HIGHS			
Category	Highs	Opponent	Date
AB	6	at Arkansas-Fort Smith	3/28/24
H	4	Cameron	3/10/24
R	4	at Eastern New Mexico	3/3/24
RBI	4	UT Tyler	3/23/24
HR	--	--	--
SB	1 (12x)	UT Permian Basin	3/2/25

CAREER STATISTICS

Year	Avg	GP-GS	AB	R	H	2B	3B	HR	RBI	SLG%	BB-HBP	SO	GDP	OB%	SF	SH	SB	PO	A	E	FLD%
2024	.354	56-56	206	54	73	18	3	0	45	.471	25-20	23	5	.465	3	3	11	92	2	1	.989
2025	.311	22-22	74	19	23	4	0	0	13	.365	8-6	11	0	.416	1	2	1	29	0	2	.935
	.343	78-78	280	73	96	22	3	0	58	.443	33-26	34	5	.452	4	5	12	121	2	3	.976



KYLE
Micklus
CATCHER

YR HT WT
SR 5-9 190

HOMETOWN
WALLER, TEXAS
PREVIOUS SCHOOL
LASSEN COLLEGE

SEASON HIGHS

Category	Highs	Opponent	Date
AB	6	vs. Univ. of the Southwest	2/7/25
H	4 (3x)	at Cameron	2/23/25
R	3	Eastern New Mexico	2/14/25
RBI	4 (4x)	UT Permian Basin	2/28/25
HR	2	Eastern New Mexico	2/14/25
SB	1 (4x)	UT Permian Basin	3/2/25

CAREER HIGHS

Category	Highs	Opponent	Date
AB	6 (2x)	vs. Univ. of the Southwest	2/7/25
H	4 (5x)	at Cameron	2/23/25
R	3 (7x)	Eastern New Mexico	2/14/25
RBI	4 (6x)	UT Permian Basin	2/28/25
HR	2	Eastern New Mexico	2/14/25
SB	2	at St. Mary's	4/13/24

CAREER STATISTICS

Year	Avg	GP-GS	AB	R	H	2B	3B	HR	RBI	SLG%	BB-HBP	SO	GDP	OB%	SF	SH	SB	PO	A	E	FLD%
2024	.409	54-54	193	65	79	17	2	6	44	.611	39-15	17	2	.524	7	2	11	403	33	7	.984
2025	.375	22-22	80	19	30	6	1	8	29	.775	10-3	5	1	.457	1	2	4	151	14	1	.994
	.399	76-76	273	84	109	23	3	14	73	.659	49-18	22	3	.506	8	4	15	554	47	8	.987



JAKE
Alwine
INFIELDER

YR HT WT
JR 5-8 180

HOMETOWN
GLENDALE, ARIZONA
PREVIOUS SCHOOL
PARADISE VALLEY CC

SEASON HIGHS

Category	Highs	Opponent	Date
AB	1	at St. Edward's	2/2/25
H	--	--	--
R	1	UT Permian Basin	2/28/25
RBI	--	--	--
HR	--	--	--
SB	--	--	--

CAREER HIGHS

Category	Highs	Opponent	Date
AB	1	at St. Edward's	2/2/25
H	--	--	--
R	1	UT Permian Basin	2/28/25
RBI	--	--	--
HR	--	--	--
SB	--	--	--

CAREER STATISTICS

Year	Avg	GP-GS	AB	R	H	2B	3B	HR	RBI	SLG%	BB-HBP	SO	GDP	OB%	SF	SH	SB	PO	A	E	FLD%
2025	.000	5-0	1	1	0	0	0	0	0	.000	1-1	1	0	.667	0	0	0	1	2	0	1.000
	.000	5-0	1	1	0	0	0	0	0	.000	1-1	1	0	.667	0	0	0	1	2	0	1.000



JULIUS
Canpio
PITCHER

YR HT WT
JR 6-1 175

HOMETOWN
DIMMITT, TEXAS
PREVIOUS SCHOOL
AMARILLO COLLEGE

SEASON HIGHS


Category	Highs	Opponent	Date
IP	6.1	at UT Tyler	3/10/25
H	4	at UT Tyler	3/10/25
R	4	at St. Edward's	2/2/25
ER	4	at St. Edward's	2/2/25
BB	2	at Cameron	2/22/25
K	4 (2x)	at UT Tyler	3/10/25

CAREER HIGHS

Category	Highs	Opponent	Date
IP	6.1	at UT Tyler	3/10/25
H	4	at UT Tyler	3/10/25
R	4	at St. Edward's	2/2/25
ER	4	at St. Edward's	2/2/25
BB	2	at Cameron	2/22/25
K	4 (2x)	at UT Tyler	3/10/25

CAREER STATISTICS

Year	ERA	W	L	APP	GS	CP	SHO	SV	IP	H	R	ER	BB	SO	2B	3B	HR	BF	AVG.	WP	HBP
2025	4.38	2	0	5	0	0	0	0	12.1	10	6	6	5	11	1	0	0	53	.227	2	3
	4.38	2	0	5	0	0	0	0	12.1	10	6	6	5	11	1	0	0	53	.227	2	3



DANIEL
Castellanos
CATCHER

YR HT WT
JR 6-0 190

HOMETOWN
LOS ANGELES, CALIFORNIA
PREVIOUS SCHOOL
CERRITOS COLLEGE

7

CAREER STATISTICS

Year	Avg	GP-GS	AB	R	H	2B	3B	HR	RBI	SLG%	BB-HBP	SO	GDP	OB%	SF	SH	SB	PO	A	E	FLD%
2025	.000	3-0	3	1	0	0	0	0	0	.000	0-1	0	0	.250	0	0	0	9	0	0	1.000
	.000	3-0	3	1	0	0	0	0	0	.000	0-1	0	0	.250	0	0	0	9	0	0	1.000

SEASON HIGHS

Category	Highs	Opponent	Date
AB	2	UT Permian Basin	2/28/25
H	--	--	--
R	1	UT Permian Basin	2/28/25
RBI	--	--	--
HR	--	--	--
SB	--	--	--

CAREER HIGHS

Category	Highs	Opponent	Date
AB	2	UT Permian Basin	2/28/25
H	--	--	--
R	1	UT Permian Basin	2/28/25
RBI	--	--	--
HR	--	--	--
SB	--	--	--



RODRIC
Black
INFIELDER

YR HT WT
SR 6-3 180

HOMETOWN
FORT WORTH, TEXAS
PREVIOUS SCHOOL
MCLENNAN CC

8

CAREER STATISTICS

Year	Avg	GP-GS	AB	R	H	2B	3B	HR	RBI	SLG%	BB-HBP	SO	GDP	OB%	SF	SH	SB	PO	A	E	FLD%
2024	.284	56-55	208	44	59	7	2	4	41	.394	19-3	43	4	.349	2	3	16	72	101	14	.925
2025	.350	15-15	40	10	14	2	0	2	13	.550	7-1	10	0	.440	2	2	1	17	24	2	.953
	.294	71-70	248	54	73	9	2	6	54	.419	26-4	53	4	.365	4	5	17	89	125	16	.930

SEASON HIGHS

Category	Highs	Opponent	Date
AB	5	at UT Tyler	3/10/25
H	3	Eastern New Mexico	2/16/25
R	3	UT Permian Basin	2/28/25
RBI	4	at Cameron	2/23/25
HR	1	at Cameron	2/23/25
SB	1	Eastern New Mexico	2/16/25

CAREER HIGHS

Category	Highs	Opponent	Date
AB	6 (3x)	at Arkansas-Fort Smith	3/28/24
H	3	Eastern New Mexico	2/16/25
R	3 (3x)	UT Permian Basin	2/28/25
RBI	5	Oklahoma Christian	4/4/24
HR	2	Oklahoma Christian	4/4/24
SB	2 (3x)	Cameron	3/8/24



MATT
Milnen
PITCHER

YR HT WT
SR 6-3 195

HOMETOWN
DUKE, OKLAHOMA
PREVIOUS SCHOOL
SOUTHWESTERN OKLAHOMA ST.

9

CAREER STATISTICS

Year	ERA	W	L	APP	GS	CP	SHO	SV	IP	H	R	ER	BB	SO	2B	3B	HR	BF	AVG.	WP	HBP
2024	5.14	4	3	14	13	0	0	0	61.1	70	45	35	32	41	23	2	3	291	.292	3	8
2025	4.62	2	1	6	6	0	0	0	25.1	30	18	13	14	35	9	1	3	121	.291	2	3
	4.98	6	4	20	19	0	0	0	86.2	100	63	48	46	76	32	3	6	412	.292	5	11

SEASON HIGHS

Category	Highs	Opponent	Date
IP	6.0	Eastern New Mexico	2/14/25
H	6 (3x)	at UT Tyler	3/7/25
R	5	at Cameron	2/22/25
ER	4	vs. Univ. of the Southwest	2/7/25
BB	3 (3x)	at Cameron	2/22/25
K	9	Eastern New Mexico	2/14/25

CAREER HIGHS

Category	Highs	Opponent	Date
IP	6.2	Lubbock Christian	4/21/24
H	7 (2x)	St. Edward's	2/17/24
R	7	at Eastern New Mexico	3/2/24
ER	6	at Eastern New Mexico	3/2/24
BB	4	at Angelo State	4/27/24
K	10	Cameron	3/9/24



SETH
Ochoa
INFIELDER

YR HT WT
SR 6-0 200

HOMETOWN
EL PASO, TEXAS
PREVIOUS SCHOOL
NEW MEXICO

SEASON HIGHS			
Category	Highs	Opponent	Date
AB	5	at UT Tyler	3/10/25
H	3	at UT Tyler	3/10/25
R	2 (6x)	at UT Tyler	3/10/25
RBI	5	at UT Tyler	3/10/25
HR	2	at UT Tyler	3/10/25
SB	1 (2x)	UT Permian Basin	2/28/25

CAREER HIGHS			
Category	Highs	Opponent	Date
AB	5 (2x)	at UT Tyler	3/10/25
H	3 (4x)	at UT Tyler	3/10/25
R	3	at Texas A&M-Kingsville	2/11/24
RBI	5	at UT Tyler	3/10/25
HR	2	at UT Tyler	3/10/25
SB	1 (3x)	UT Permian Basin	2/28/25

CAREER STATISTICS

Year	Avg	GP-GS	AB	R	H	2B	3B	HR	RBI	SLG%	BB-HBP	SO	GDP	OB%	SF	SH	SB	PO	A	E	FLD%
2023	.246	25-20	61	8	15	3	0	0	6	.295	11-2	15	1	.378	0	1	1	27	44	9	.888
2024	.294	31-30	102	17	30	8	0	2	15	.431	16-5	27	0	.411	1	0	0	23	39	3	.954
2025	.273	22-22	66	19	18	2	1	3	13	.470	14-4	16	1	.429	0	4	2	4	33	4	.902
	.275	78-72	229	44	63	13	1	5	34	.406	41-11	58	2	.408	1	5	3	54	116	16	.914



JOSH
Zapata
OUTFIELDER

YR HT WT
SR 6-0 180

HOMETOWN
BUDA, TEXAS
PREVIOUS SCHOOL
WEATHERFORD COLLEGE

SEASON HIGHS			
Category	Highs	Opponent	Date
AB	6	at Cameron	2/22/25
H	3	vs. Univ. of the Southwest	2/7/25
R	3	vs. Univ. of the Southwest	2/7/25
RBI	2 (2x)	Eastern New Mexico	2/15/25
HR	--	--	--
SB	1 (3x)	at UT Tyler	3/10/25

CAREER HIGHS			
Category	Highs	Opponent	Date
AB	6 (2x)	at Cameron	2/22/25
H	3	vs. Univ. of the Southwest	2/7/25
R	3 (2x)	vs. Univ. of the Southwest	2/7/25
RBI	5	UT Tyler	3/24/24
HR	1 (2x)	at Arkansas-Fort Smith	3/29/24
SB	2 (2x)	at Arkansas-Fort Smith	3/29/24

CAREER STATISTICS

Year	Avg	GP-GS	AB	R	H	2B	3B	HR	RBI	SLG%	BB-HBP	SO	GDP	OB%	SF	SH	SB	PO	A	E	FLD%
2024	.250	32-17	56	21	14	3	0	2	16	.411	12-4	13	2	.405	2	2	6	36	1	0	1.000
2025	.315	18-16	54	15	17	2	0	0	8	.352	2-6	7	0	.397	1	1	3	17	2	0	1.000
	.282	50-33	110	36	31	5	0	2	24	.382	14-10	20	2	.401	3	3	9	53	3	0	1.000



GLENN
Nononha
OUTFIELDER

YR HT WT
SR 5-8 160

HOMETOWN
MISSISSAUGA, ONTARIO
PREVIOUS SCHOOL
ST. ALOYSIUS GONZAGA

SEASON HIGHS			
Category	Highs	Opponent	Date
AB	3 (4x)	at UT Tyler	3/9/25
H	1 (4x)	at UT Tyler	3/9/25
R	1 (6x)	at UT Tyler	3/9/25
RBI	1 (4x)	at UT Tyler	3/9/25
HR	1	at UT Tyler	3/9/25
SB	1	at St. Edward's	2/1/25

CAREER HIGHS			
Category	Highs	Opponent	Date
AB	6 (2x)	Oklahoma Christian	4/4/24
H	4 (2x)	at Angelo State	4/27/24
R	3 (2x)	at Angelo State	4/27/24
RBI	3 (2x)	at St. Mary's	4/14/24
HR	1 (2x)	at UT Tyler	3/9/25
SB	3	at UT Permian Basin	3/17/24

CAREER STATISTICS

Year	Avg	GP-GS	AB	R	H	2B	3B	HR	RBI	SLG%	BB-HBP	SO	GDP	OB%	SF	SH	SB	PO	A	E	FLD%
2022	.091	12-1	11	6	1	0	0	0	1	.091	2-0	3	0	.231	0	0	1	3	0	0	1.000
2023	.214	13-4	14	9	3	2	0	0	4	.357	5-0	3	0	.421	0	2	0	1	0	0	1.000
2024	.349	52-47	166	30	58	11	1	1	34	.446	2-1	24	0	.419	3	4	10	54	4	1	.983
2025	.174	13-7	23	6	4	0	0	1	3	.304	4-1	6	0	.321	0	0	1	16	0	1	.941
	.308	90-59	214	51	66	13	1	2	42	.407	32-2	36	0	.398	3	6	12	74	4	2	.975



NICK
Yeagen
PITCHER

YR HT WT
SR 6-1 200
HOMETOWN
CANTON, MICHIGAN
PREVIOUS SCHOOL
DORDT UNIVERSITY

14

CAREER STATISTICS

Year	ERA	W	L	APP	GS	CP	SHO	SV	IP	H	R	ER	BB	SO	2B	3B	HR	BF	AVG.	WP	HBP
2024	7.55	5	3	13	8	0	0	0	39.1	49	39	33	27	52	15	1	9	190	.316	6	4
2025	-	-	-	-	-	-	-	-	-	-	-	-	-	-	-	-	-	-	-	-	-
	7.55	5	3	13	8	0	0	0	39.1	49	39	33	27	52	15	1	9	190	.316	6	4

SEASON HIGHS

Category	Highs	Opponent	Date
IP	--	--	--
H	--	--	--
R	--	--	--
ER	--	--	--
BB	--	--	--
K	--	--	--

CAREER HIGHS

Category	Highs	Opponent	Date
IP	6.0	at Arkansas-Fort Smith	3/30/24
H	11	UT Tyler	3/24/24
R	7	UT Tyler	3/24/24
ER	5 (2x)	at St. Mary's	4/13/24
BB	5	St. Edward's	2/18/24
K	10	Drury	2/24/24



TAI
Phetluangsy
PITCHER

YR HT WT
SR 5-11 165
HOMETOWN
AMARILLO, TEXAS
PREVIOUS SCHOOL
PANOLA COLLEGE

15

CAREER STATISTICS

Year	ERA	W	L	APP	GS	CP	SHO	SV	IP	H	R	ER	BB	SO	2B	3B	HR	BF	AVG.	WP	HBP
2024	5.95	2	1	16	0	0	0	1	19.2	28	13	13	10	17	6	1	2	98	.333	1	1
2025	1.86	3	1	8	0	0	0	4	19.1	13	4	4	8	18	5	0	0	78	.191	0	0
	3.92	5	2	24	0	0	0	5	39.0	41	17	17	18	35	11	1	2	176	.270	1	1

SEASON HIGHS

Category	Highs	Opponent	Date
IP	5.0	at UT Tyler	3/7/25
H	3	UT Permian Basin	3/1/25
R	3	at St. Edward's	2/1/25
ER	3	at St. Edward's	2/1/25
BB	3	at St. Edward's	2/1/25
K	4 (2x)	at UT Tyler	3/7/25

CAREER HIGHS

Category	Highs	Opponent	Date
IP	5.0	at UT Tyler	3/7/25
H	4 (2x)	at Angelo State	4/26/24
R	3 (3x)	at St. Edward's	2/1/25
ER	3 (3x)	at St. Edward's	2/1/25
BB	3	at St. Edward's	2/1/25
K	4 (2x)	at UT Tyler	3/7/25



KEN
Hemmen
INFIELDER

YR HT WT
SR 6-2 195
HOMETOWN
TOKYO, JAPAN
PREVIOUS SCHOOL
GALVESTON COLLEGE

16

CAREER STATISTICS

Year	Avg	GP-GS	AB	R	H	2B	3B	HR	RBI	SLG%	BB-HBP	SO	GDP	OB%	SF	SH	SB	PO	A	E	FLD%
2024	.222	17-2	18	4	4	1	0	0	0	.278	3-0	5	1	.333	0	0	0	3	12	0	1.000
2025	.333	2-0	3	1	1	1	0	0	0	.667	0-0	1	0	.333	0	0	0	0	0	0	.000
	.238	19-2	21	5	5	2	0	0	0	.333	3-0	6	1	.333	0	0	0	3	12	0	1.000

SEASON HIGHS

Category	Highs	Opponent	Date
AB	2	UT Permian Basin	2/28/25
H	1	UT Permian Basin	2/28/25
R	1	UT Permian Basin	2/28/25
RBI	--	--	--
HR	--	--	--
SB	--	--	--

CAREER HIGHS

Category	Highs	Opponent	Date
AB	3 (2x)	at UT Permian Basin	3/16/24
H	1 (3x)	at UT Permian Basin	3/15/24
R	1 (4x)	at St. Mary's	4/14/24
RBI	--	--	--
HR	--	--	--
SB	--	--	--



RILEY
Kettner
PITCHER

YR HT WT
JR 6-2 190

HOMETOWN
LUBBOCK, TEXAS
PREVIOUS SCHOOL
ODESSA COLLEGE

SEASON HIGHS

Category	Highs	Opponent	Date
IP	1.2	at Cameron	2/22/25
H	1 (4x)	at UT Tyler	3/9/25
R	1	at UT Tyler	3/9/25
ER	1	at UT Tyler	3/9/25
BB	1 (5x)	at UT Tyler	3/9/25
K	5	at Cameron	2/22/25

CAREER HIGHS

Category	Highs	Opponent	Date
IP	1.2	at Cameron	2/22/25
H	1 (4x)	at UT Tyler	3/9/25
R	1	at UT Tyler	3/9/25
ER	1	at UT Tyler	3/9/25
BB	1 (5x)	at UT Tyler	3/9/25
K	5	at Cameron	2/22/25

CAREER STATISTICS

Year	ERA	W	L	APP	GS	CP	SHO	SV	IP	H	R	ER	BB	SO	2B	3B	HR	BF	AVG.	WP	HBP
2025	1.59	0	1	6	0	0	0	0	5.2	4	1	1	6	9	1	0	0	28	.190	2	1
	1.59	0	1	6	0	0	0	0	5.2	4	1	1	6	9	1	0	0	28	.190	2	1



MAX
Lankford
PITCHER

YR HT WT
SR 6-3 210

HOMETOWN
RHOME, TEXAS
PREVIOUS SCHOOL
HOWARD COLLEGE

SEASON HIGHS


Category	Highs	Opponent	Date
IP	7.0	UT Permian Basin	3/2/25
H	10	at UT Tyler	3/9/25
R	5	at UT Tyler	3/9/25
ER	4	at UT Tyler	3/9/25
BB	2 (2x)	at Cameron	2/24/25
K	7	UT Permian Basin	3/2/25

CAREER HIGHS

Category	Highs	Opponent	Date
IP	7.0	UT Permian Basin	3/2/25
H	10	at UT Tyler	3/9/25
R	5	at UT Tyler	3/9/25
ER	4	at UT Tyler	3/9/25
BB	3	Texas A&M International	2/3/24
K	7	UT Permian Basin	3/2/25

CAREER STATISTICS

Year	ERA	W	L	APP	GS	CP	SHO	SV	IP	H	R	ER	BB	SO	2B	3B	HR	BF	AVG.	WP	HBP
2024	6.60	1	0	11	2	0	0	0	15.0	19	13	11	10	9	4	1	0	74	.322	2	2
2025	2.28	2	0	6	2	0	0	0	23.2	17	9	6	6	24	3	0	2	93	.210	2	4
	3.96	3	0	17	4	0	0	0	38.2	36	22	17	16	33	7	1	2	167	.257	4	6



MATT
Whitney
PITCHER

YR HT WT
SR 6-2 205

HOMETOWN
PLANTATION, FLORIDA
PREVIOUS SCHOOL
McPHERSON COLLEGE

SEASON HIGHS

Category	Highs	Opponent	Date
IP	3.2	at St. Edward's	2/2/25
H	4	at St. Edward's	2/2/25
R	3	at St. Edward's	2/2/25
ER	3	at St. Edward's	2/2/25
BB	1 (2x)	at UT Tyler	3/10/25
K	2 (2x)	at Cameron	2/23/25

CAREER HIGHS

Category	Highs	Opponent	Date
IP	3.2 (2x)	at St. Edward's	2/2/25
H	4 (3x)	at St. Edward's	2/2/25
R	4	Oklahoma Christian	4/4/24
ER	3 (3x)	at St. Edward's	2/2/25
BB	2	St. Edward's	2/18/24
K	4 (2x)	St. Edward's	2/18/24

CAREER STATISTICS

Year	ERA	W	L	APP	GS	CP	SHO	SV	IP	H	R	ER	BB	SO	2B	3B	HR	BF	AVG.	WP	HBP
2024	10.00	0	0	8	0	0	0	0	9.0	20	13	10	4	14	7	0	2	50	.455	1	0
2025	4.05	0	0	4	0	0	0	0	6.2	5	5	3	2	5	1	0	1	27	.217	0	0
	7.47	0	0	12	0	0	0	0	15.2	25	18	13	6	19	8	0	3	77	.373	1	0



CHASE
Weaver
PITCHER

YR HT WT
SO 5-11 180
HOMETOWN
HAMILTON, TEXAS
PREVIOUS SCHOOL
HAMILTON HIGH SCHOOL

SEASON HIGHS			
Category	Highs	Opponent	Date
IP	5.1	Eastern New Mexico	2/15/25
H	6	at Cameron	2/23/25
R	4 (2x)	at UT Tyler	3/10/25
ER	3 (3x)	at UT Tyler	3/10/25
BB	3	at Cameron	2/23/25
K	4	Eastern New Mexico	2/15/25

CAREER HIGHS			
Category	Highs	Opponent	Date
IP	5.1	Eastern New Mexico	2/15/25
H	7	UT Tyler	3/24/24
R	6	at Eastern New Mexico	3/1/24
ER	5 (2x)	UT Tyler	3/24/24
BB	3	at Cameron	2/23/25
K	7	Cameron	3/10/24

CAREER STATISTICS

Year	ERA	W	L	APP	GS	CP	SHO	SV	IP	H	R	ER	BB	SO	2B	3B	HR	BF	AVG.	WP	HBP
2024	9.35	0	0	10	2	0	0	0	17.1	25	23	18	11	27	8	0	2	93	.338	2	5
2025	6.61	1	1	5	5	0	0	0	16.1	22	15	12	7	6	8	0	0	80	.324	0	2
	8.02	1	1	15	7	0	0	0	33.2	47	38	30	18	33	16	0	2	173	.331	2	7



ANDREW
Simone
PITCHER

YR HT WT
SR 5-11 205
HOMETOWN
VINELAND, NEW JERSEY
PREVIOUS SCHOOL
BARTON COLLEGE

SEASON HIGHS			
Category	Highs	Opponent	Date
IP	1.2	Eastern New Mexico	2/15/25
H	3	Eastern New Mexico	2/15/25
R	3	at St. Edward's	2/2/25
ER	3	at St. Edward's	2/2/25
BB	2	at St. Edward's	2/1/25
K	3	Eastern New Mexico	2/15/25

CAREER HIGHS			
Category	Highs	Opponent	Date
IP	1.2	Eastern New Mexico	2/15/25
H	3	Eastern New Mexico	2/15/25
R	3	at St. Edward's	2/2/25
ER	3	at St. Edward's	2/2/25
BB	2	at St. Edward's	2/1/25
K	3	Eastern New Mexico	2/15/25

CAREER STATISTICS

Year	ERA	W	L	APP	GS	CP	SHO	SV	IP	H	R	ER	BB	SO	2B	3B	HR	BF	AVG.	WP	HBP
2025	9.39	1	0	8	0	0	0	1	7.2	11	8	8	5	7	4	0	1	41	.344	1	4
	9.39	1	0	8	0	0	0	1	7.2	11	8	8	5	7	4	0	1	41	.344	1	4



KORY
Schmidt
CATCHER

YR HT WT
SR 6-4 200
HOMETOWN
LIBERTY HILL, TEXAS
PREVIOUS SCHOOL
DODGE CITY CC

SEASON HIGHS			
Category	Highs	Opponent	Date
AB	5 (3x)	at UT Tyler	3/10/25
H	3	Eastern New Mexico	2/15/25
R	4	UT Permian Basin	2/28/25
RBI	3 (2x)	at Cameron	2/24/25
HR	1 (3x)	at UT Tyler	3/9/25
SB	--	--	--

CAREER HIGHS			
Category	Highs	Opponent	Date
AB	6	at Arkansas-Fort Smith	3/28/24
H	4 (2x)	at UT Permian Basin	3/15/24
R	4	UT Permian Basin	2/28/25
RBI	7	Oklahoma Christian	4/4/24
HR	2	Oklahoma Christian	4/4/24
SB	1 (3x)	St. Edward's	2/16/24

CAREER STATISTICS

Year	Avg	GP-GS	AB	R	H	2B	3B	HR	RBI	SLG%	BB-HBP	SO	GDP	OB%	SF	SH	SB	PO	A	E	FLD%
2023	.345	42-39	139	40	48	11	2	9	44	.647	24-6	36	2	.451	4	0	1	244	20	3	.989
2024	.394	55-55	203	57	80	20	1	12	62	.680	35-3	53	5	.484	3	0	3	106	20	3	.977
2025	.300	16-16	60	10	18	4	1	3	17	.550	8-2	13	1	.400	0	0	0	39	5	0	1.000
	.363	113-110	402	107	146	35	4	24	123	.649	67-11	102	8	.460	7	0	4	389	45	6	.986



DYLAN
Fesperman
INFIELDER

YR HT WT
SR 6-4 215
HOMETOWN
PHOENIX, ARIZONA
PREVIOUS SCHOOL
ARIZONA STATE

SEASON HIGHS			
Category	Highs	Opponent	Date
AB	5 (2x)	UT Permian Basin	3/2/25
H	5	UT Permian Basin	2/28/25
R	4	UT Permian Basin	2/28/25
RBI	13	UT Permian Basin	2/28/25
HR	4	UT Permian Basin	2/28/25
SB	1	Wayland Baptist	2/8/25

CAREER HIGHS			
Category	Highs	Opponent	Date
AB	6 (2x)	at Eastern New Mexico	3/3/24
H	5	UT Permian Basin	2/28/25
R	4 (3x)	UT Permian Basin	2/28/25
RBI	13	UT Permian Basin	2/28/25
HR	2 (2x)	UT Permian Basin	2/28/25
SB	1 (3x)	Wayland Baptist	2/8/25

CAREER STATISTICS

Year	Avg	GP-GS	AB	R	H	2B	3B	HR	RBI	SLG%	BB-HBP	SO	GDP	OB%	SF	SH	SB	PO	A	E	FLD%
2023	.276	37-28	98	28	27	8	0	7	29	.571	22-10	29	3	.454	0	0	0	67	2	1	.986
2024	.383	53-53	193	45	74	21	3	11	67	.694	24-9	46	0	.463	5	1	2	328	11	6	.983
2025	.316	22-22	79	16	25	4	2	4	22	.570	9-3	16	1	.398	2	0	1	120	8	0	1.000
	.341	112-103	370	89	126	33	5	22	118	.635	55-22	91	4	.447	7	1	3	515	21	7	.987



ZAC
Rackham
INFIELDER

YR HT WT
JR 5-11 170
HOMETOWN
KUNA, IDAHO
PREVIOUS SCHOOL
LASSEN COLLEGE

SEASON HIGHS			
Category	Highs	Opponent	Date
AB	5	vs. Univ. of the Southwest	2/7/25
H	2 (2x)	vs. Univ. of the Southwest	2/7/25
R	2	Eastern New Mexico	2/14/25
RBI	2	vs. Univ. of the Southwest	2/7/25
HR	1	at St. Edward's	2/1/25
SB	--	--	--

CAREER HIGHS			
Category	Highs	Opponent	Date
AB	5	vs. Univ. of the Southwest	2/7/25
H	2 (2x)	vs. Univ. of the Southwest	2/7/25
R	2	Eastern New Mexico	2/14/25
RBI	2	vs. Univ. of the Southwest	2/7/25
HR	1	at St. Edward's	2/1/25
SB	--	--	--

CAREER STATISTICS

Year	Avg	GP-GS	AB	R	H	2B	3B	HR	RBI	SLG%	BB-HBP	SO	GDP	OB%	SF	SH	SB	PO	A	E	FLD%
2025	.280	9-7	25	6	7	1	0	1	4	.440	3-0	2	0	.357	0	1	0	11	17	0	1.000
	.280	9-7	25	6	7	1	0	1	4	.440	3-0	2	0	.357	0	1	0	11	17	0	1.000



JALEN
Meyers
INFIELDER

YR HT WT
JR 5-9 175
HOMETOWN
ARLINGTON, TEXAS
PREVIOUS SCHOOL
FRANK PHILLIPS COLLEGE

SEASON HIGHS			
Category	Highs	Opponent	Date
AB	4	vs. Univ. of the Southwest	2/7/25
H	2	at St. Edward's	1/31/25
R	1	at St. Edward's	2/1/25
RBI	1	at St. Edward's	2/1/25
HR	--	--	--
SB	--	--	--

CAREER HIGHS			
Category	Highs	Opponent	Date
AB	4	vs. Univ. of the Southwest	2/7/25
H	2	at St. Edward's	1/31/25
R	1	at St. Edward's	2/1/25
RBI	1	at St. Edward's	2/1/25
HR	--	--	--
SB	--	--	--

CAREER STATISTICS

Year	Avg	GP-GS	AB	R	H	2B	3B	HR	RBI	SLG%	BB-HBP	SO	GDP	OB%	SF	SH	SB	PO	A	E	FLD%
2025	.188	7-5	16	1	3	0	0	0	1	.188	3-1	3	0	.350	0	1	0	-	-	-	-
	.188	7-5	16	1	3	0	0	0	1	.188	3-1	3	0	.350	0	1	0	-	-	-	-



TRISTIN
Thomas
PITCHER

YR HT WT
R-FR 5-8 140
HOMETOWN
CARLSBAD, NEW MEXICO
PREVIOUS SCHOOL
CARLSBAD HIGH SCHOOL

SEASON HIGHS			
Category	Highs	Opponent	Date
IP	2.0	UT Permian Basin	3/2/25
H	3	at UT Tyler	3/10/25
R	3	at UT Tyler	3/10/25
ER	2	at UT Tyler	3/10/25
BB	2	at UT Tyler	3/10/25
K	1 (3x)	at UT Tyler	3/10/25

CAREER HIGHS			
Category	Highs	Opponent	Date
IP	2.0	UT Permian Basin	3/2/25
H	3	at UT Tyler	3/10/25
R	3	at UT Tyler	3/10/25
ER	2	at UT Tyler	3/10/25
BB	2	at UT Tyler	3/10/25
K	1 (3x)	at UT Tyler	3/10/25

CAREER STATISTICS

Year	ERA	W	L	APP	GS	CP	SHO	SV	IP	H	R	ER	BB	SO	2B	3B	HR	BF	AVG.	WP	HBP
2025	4.91	0	0	3	0	0	0	0	3.2	3	3	2	2	3	1	0	0	16	.214	0	0
	4.91	0	0	3	0	0	0	0	3.2	3	3	2	2	3	1	0	0	16	.214	0	0

TRISTIN
Thomas
OUTFIELDER

YR HT WT
R-FR 5-8 140
HOMETOWN
CARLSBAD, NEW MEXICO
PREVIOUS SCHOOL
CARLSBAD HIGH SCHOOL

SEASON HIGHS			
Category	Highs	Opponent	Date
AB	2	UT Permian Basin	2/28/25
H	--	--	--
R	--	--	--
RBI	--	--	--
HR	--	--	--
SB	--	--	--

CAREER HIGHS			
Category	Highs	Opponent	Date
AB	2	UT Permian Basin	2/28/25
H	--	--	--
R	--	--	--
RBI	--	--	--
HR	--	--	--
SB	--	--	--

Year	Avg	GP-GS	AB	R	H	2B	3B	HR	RBI	SLG%	BB-HBP	SO	GDP	OB%	SF	SH	SB	PO	A	E	FLD%
2025	.500	4-0	2	1	1	1	0	0	1	1.000	0-0	0	0	.500	0	0	0	1	0	0	1.000
	.500	4-0	2	1	1	1	0	0	1	1.000	0-0	0	0	.500	0	0	0	1	0	0	1.000



GABE
Tonnes
PITCHER

YR HT WT
SR 6-2 220
HOMETOWN
EL PASO, TEXAS
PREVIOUS SCHOOL
MARIETTA COLLEGE

SEASON HIGHS			
Category	Highs	Opponent	Date
IP	0.1	UT Permian Basin	3/1/25
H	4	UT Permian Basin	3/1/25
R	6	UT Permian Basin	3/1/25
ER	6	UT Permian Basin	3/1/25
BB	--	--	--
K	--	--	--

CAREER HIGHS			
Category	Highs	Opponent	Date
IP	0.1	UT Permian Basin	3/1/25
H	4	UT Permian Basin	3/1/25
R	6	UT Permian Basin	3/1/25
ER	6	UT Permian Basin	3/1/25
BB	--	--	--
K	--	--	--

CAREER STATISTICS

Year	ERA	W	L	APP	GS	CP	SHO	SV	IP	H	R	ER	BB	SO	2B	3B	HR	BF	AVG.	WP	HBP
2025	162.02	0	0	1	0	0	0	0	0.1	4	6	6	0	0	0	0	1	7	.800	0	2
	162.02	0	0	1	0	0	0	0	0.1	4	6	6	0	0	0	0	1	7	.800	0	2



ALEX
Chumnau
PITCHER

YR HT WT
FR 6-5 210
HOMETOWN
PARKER, COLORADO
PREVIOUS SCHOOL
SOUTH MOUNTAIN CC

SEASON HIGHS			
Category	Highs	Opponent	Date
IP	2.0	UT Permian Basin	2/28/25
H	3	UT Permian Basin	2/28/25
R	3	UT Permian Basin	2/28/25
ER	3	UT Permian Basin	2/28/25
BB	2	at St. Edward's	2/2/25
K	1	at St. Edward's	2/2/25

CAREER HIGHS			
Category	Highs	Opponent	Date
IP	2.0	UT Permian Basin	2/28/25
H	3	UT Permian Basin	2/28/25
R	3	UT Permian Basin	2/28/25
ER	3	UT Permian Basin	2/28/25
BB	2	at St. Edward's	2/2/25
K	1	at St. Edward's	2/2/25

CAREER STATISTICS

Year	ERA	W	L	APP	GS	CP	SHO	SV	IP	H	R	ER	BB	SO	2B	3B	HR	BF	AVG.	WP	HBP
2025	15.00	0	1	2	1	0	0	0	3.0	5	5	5	2	1	2	0	1	17	.385	0	2
	15.00	0	1	2	1	0	0	0	3.0	5	5	5	2	1	2	0	1	17	.385	0	2



ISAIAH
Anteaga
PITCHER

YR HT WT
JR 6-2 210
HOMETOWN
EL PASO, TEXAS
PREVIOUS SCHOOL
NEW MEXICO JC

SEASON HIGHS			
Category	Highs	Opponent	Date
IP	1.1	at Cameron	2/22/25
H	2 (2x)	at UT Tyler	3/9/25
R	2 (2x)	at UT Tyler	3/9/25
ER	2 (2x)	at UT Tyler	3/9/25
BB	4	at Cameron	2/22/25
K	2	at Cameron	2/22/25

CAREER HIGHS			
Category	Highs	Opponent	Date
IP	1.1	at Cameron	2/22/25
H	2 (2x)	at UT Tyler	3/9/25
R	2 (2x)	at UT Tyler	3/9/25
ER	2 (2x)	at UT Tyler	3/9/25
BB	4	at Cameron	2/22/25
K	2	at Cameron	2/22/25

CAREER STATISTICS

Year	ERA	W	L	APP	GS	CP	SHO	SV	IP	H	R	ER	BB	SO	2B	3B	HR	BF	AVG.	WP	HBP
2025	13.50	0	0	3	0	0	0	0	2.2	4	4	4	5	2	1	0	0	17	.333	1	0
	13.50	0	0	3	0	0	0	0	2.2	4	4	4	5	2	1	0	0	17	.333	1	0



DAVIS
Luikant
PITCHER

YR HT WT
JR 6-0 200
HOMETOWN
AUSTIN, TEXAS
PREVIOUS SCHOOL
TEMPLE COLLEGE

SEASON HIGHS			
Category	Highs	Opponent	Date
IP	2.0	at Cameron	2/24/25
H	2	Eastern New Mexico	2/15/25
R	3	UT Permian Basin	3/1/25
ER	3	UT Permian Basin	3/1/25
BB	2	Wayland Baptist	2/8/25
K	3	Wayland Baptist	2/8/25

CAREER HIGHS			
Category	Highs	Opponent	Date
IP	2.0	at Cameron	2/24/25
H	2	Eastern New Mexico	2/15/25
R	3	UT Permian Basin	3/1/25
ER	3	UT Permian Basin	3/1/25
BB	2	Wayland Baptist	2/8/25
K	3	Wayland Baptist	2/8/25

CAREER STATISTICS

Year	ERA	W	L	APP	GS	CP	SHO	SV	IP	H	R	ER	BB	SO	2B	3B	HR	BF	AVG.	WP	HBP
2025	6.75	1	0	7	0	0	0	0	6.2	5	6	5	6	11	1	0	1	35	.227	1	3
	6.75	1	0	7	0	0	0	0	6.2	5	6	5	6	11	1	0	1	35	.227	1	3



NATHAN
Scott
PITCHER

YR HT WT
SR 6-4 215
HOMETOWN
LEAGUE CITY, TEXAS
PREVIOUS SCHOOL
GALVESTON COLLEGE

36

CAREER STATISTICS

Year	ERA	W	L	APP	GS	CP	SHO	SV	IP	H	R	ER	BB	SO	2B	3B	HR	BF	AVG.	WP	HBP
2024	6.23	0	0	4	0	0	0	0	4.1	8	8	3	1	5	1	1	2	23	.364	2	0
2025	5.40	2	1	6	6	0	0	0	25.0	29	15	15	11	25	6	1	4	112	.299	0	0
	5.52	2	1	10	6	0	0	0	29.1	37	23	18	12	30	7	2	6	135	.311	2	0

SEASON HIGHS

Category	Highs	Opponent	Date
IP	5.2	Wayland Baptist	2/8/25
H	8	UT Permian Basin	3/1/25
R	6	UT Permian Basin	3/1/25
ER	6	UT Permian Basin	3/1/25
BB	4	at Cameron	2/23/25
K	6	at St. Edward's	2/1/25

CAREER HIGHS

Category	Highs	Opponent	Date
IP	5.2	Wayland Baptist	2/8/25
H	8	UT Permian Basin	3/1/25
R	6	UT Permian Basin	3/1/25
ER	6	UT Permian Basin	3/1/25
BB	4	at Cameron	2/23/25
K	6	at St. Edward's	2/1/25



MICHAEL
Guenneno
PITCHER

YR HT WT
SR 6-5 215
HOMETOWN
LA ROMANA, D.R.
PREVIOUS SCHOOL
NICHOLLS STATE

42

CAREER STATISTICS

Year	ERA	W	L	APP	GS	CP	SHO	SV	IP	H	R	ER	BB	SO	2B	3B	HR	BF	AVG.	WP	HBP
2025	-	-	-	-	-	-	-	-	-	-	-	-	-	-	-	-	-	-	-	-	-
	-	-	-	-	-	-	-	-	-	-	-	-	-	-	-	-	-	-	-	-	-

SEASON HIGHS

Category	Highs	Opponent	Date
IP	--	--	--
H	--	--	--
R	--	--	--
ER	--	--	--
BB	--	--	--
K	--	--	--

CAREER HIGHS

Category	Highs	Opponent	Date
IP	--	--	--
H	--	--	--
R	--	--	--
ER	--	--	--
BB	--	--	--
K	--	--	--



TEDDY
Judkins
PITCHER

YR HT WT
R-SO 6-2 190
HOMETOWN
FORT WORTH, TEXAS
PREVIOUS SCHOOL
WAYLAND BAPTIST

44

CAREER STATISTICS

Year	ERA	W	L	APP	GS	CP	SHO	SV	IP	H	R	ER	BB	SO	2B	3B	HR	BF	AVG.	WP	HBP
2025	0.00	1	0	1	0	0	0	0	2.0	0	0	0	1	3	0	0	0	7	.000	0	0
	0.00	1	0	1	0	0	0	0	2.0	0	0	0	1	3	0	0	0	7	.000	0	0

SEASON HIGHS

Category	Highs	Opponent	Date
IP	2.0	UT Permian Basin	3/1/25
H	--	--	--
R	--	--	--
ER	--	--	--
BB	1	UT Permian Basin	3/1/25
K	3	UT Permian Basin	3/1/25

CAREER HIGHS

Category	Highs	Opponent	Date
IP	2.0	UT Permian Basin	3/1/25
H	--	--	--
R	--	--	--
ER	--	--	--
BB	1	UT Permian Basin	3/1/25
K	3	UT Permian Basin	3/1/25