



# WEST TEXAS A&M

## LADY BUFF VOLLEYBALL

### 2024 MATCH NOTES

DIRECTOR OF ATHLETIC COMMUNICATIONS: Brent Seals | bseals@wtamu.edu

#### SCHEDULE & RESULTS

DATE	OPONENT	TIME/RESULT
BRITKARE LADY BUFF CLASSIC   Canyon		
9.5	#18 Ferris State	L, 3-2
9.6	Texas A&M International	W, 3-0
9.6	#15 Central Missouri	W, 3-1
9.7	West Virginia State	W, 3-0
COLORADO PREMIER CHALLENGE   Denver		
9.13	vs. #4 Missouri-St. Louis	L, 3-2
9.13	at #24 Regis	W, 3-1
9.14	vs. #5 Concordia-St. Paul	W, 3-2
9.14	vs. #13 Chaminade	W, 2-3
LONE STAR CONFERENCE CROSSOVER   Dallas		
9.20	vs. #21 Angelo State	L, 3-1
9.21	at #20 Dallas Baptist	W, 3-1
9.26	at Western New Mexico *	W, 3-0
9.28	at UT Permian Basin *	W, 3-0
10.4	#14 Angelo State	W, 3-0
10.5	Lubbock Christian *	W, 3-0
10.9	at Oklahoma Christian *	W, 3-1
10.12	at Eastern New Mexico *	W, 3-0
10.18	at #25 Dallas Baptist *	W, 3-0
10.19	at UT Tyler *	W, 3-0
10.25	St. Edward's *	W, 3-0
10.26	St. Mary's *	W, 3-0
10.30	Cameron *	W, 3-0
11.1	Sul Ross State *	W, 3-0
11.8	at Texas A&M International *	W, 3-0
11.9	at Texas A&M-Kingsville *	W, 3-1
11.15	Midwestern State *	W, 3-1
11.16	Texas Woman's *	W, 3-0
LSC CHAMPIONSHIP   Canyon		
11.21	(8) Lubbock Christian	W, 3-0
11.22	(5) RV Dallas Baptist	7:30 p.m.
11.23	LSC Championship	6:00 p.m.
NCAA REGIONALS   Top Seed Host		
12.5	Regional Quarterfinals	T.B.D.
12.6	Regional Semifinals	T.B.D.
12.7	Regional Championship	T.B.D.
NCAA DIVISION II ELITE EIGHT   Sioux Falls		
12.12	National Quarterfinals	T.B.D.
12.13	National Semifinals	T.B.D.
12.14	National Championship	T.B.D.

Home Matches in BOLD | All Times are Central | \* LSC

### MATCH 28

### #5 WEST TEXAS A&M (24-3) vs. DALLAS BAPTIST (19-7)



**HEAD COACH**  
Brittany Harry (1st Year)  
**WT / CAREER RECORD**  
24-3 / 308-176



**HEAD COACH**  
Jordan Fish (4th Year)  
**DBU / CAREER RECORD**  
82-30 / 170-58

#### MATCH INFORMATION







Date: Friday, November 22  
Time: 7:30 p.m.  
Location: Canyon, Texas  
Venue: WTAMU Fieldhouse "The Box"

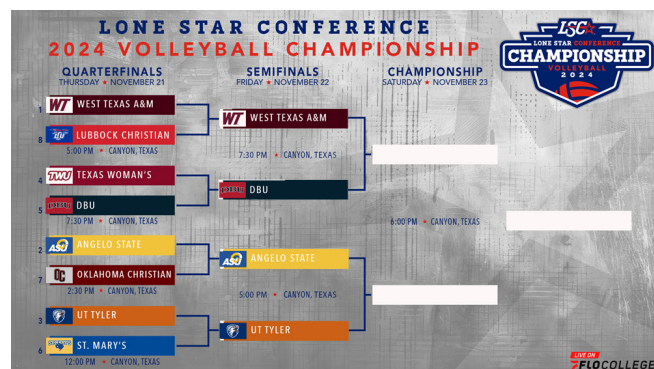
Stream: FloSports  
Live Stats: GoBuffsGo.com  
Series | Streak: WT Leads, 16-1 (W3)  
Last Meeting: October 18, 2024

#### STORYLINES

- » West Texas A&M claimed the program's 22 Lone Star Conference Championship this past weekend with home victories over Midwestern State and Texas Woman's to mark the 18th unbeaten league schedule in school history
- » The Lady Buffs jumped one spot to fifth in the newest edition of the AVCA/TARAFLEX Division II Top-25 Poll announced on Monday afternoon
- » WT ranks 6th in the nation in attack percentage (.279), 23rd in kills per set (14.01), 26th in assists per set (12.76) and 33rd in blocks per set (2.32). Taytum Stow is 21st in the nation in blocks per set (1.28) while sitting 31st in total blocks (118).
- » The Lady Buffs are currently on an 18-match win streak dating back to a September 20th loss to Angelo State in Dallas in four sets. Since that match, the Lady Buffs have dropped just four of 58 sets played with 14 matches going the minimum of three sets.
- » The 18 consecutive wins is the sixth longest active streak in Division II Volleyball: Ferris State (29), Spring Hill (21), St. Cloud State (21), West Florida (20), Wingate (19) and West Texas A&M (18).

#### LADY BUFF VOLLEYBALL STATISTICAL LEADERS

POINTS	KILLS	ASSISTS	ACES	DIGS	BLOCKS
 323.5	 291	 562	 33	 440	 124.0



**QUICK FACTS**

<b>WEST TEXAS A&amp;M</b>	
Location	Canyon, Texas
Founded	1910
Enrollment (Spring 2019)	10,169
Colors	Maroon and White
Nickname	Lady Buffs
Home Facility	WTAMU Fieldhouse "The Box"
Capacity	2,557
Opened	1951
Conference	Lone Star Conference
Region	South Central
Affiliation	NCAA Division II
President	Dr. Walter V. Wendler
Vice President of Athletics	Doug Lipinski
Senior Woman's Administrator	Jaclyn Wood
Faculty Athletics Representative	Dr. Dave Rausch
Athletics Department Phone	(806) 651-4400
Ticket Office Phone	(806) 651-1414

**VOLLEYBALL HISTORY**

First Season	1964 (61st Season)
Start of Modern Statistical Era	1980 (44th Season)
All-Time Record (Since '73)	1,323-544-13 (.703)
All-Time Record (Since '80)	1,216-435-3 (.733)
All-Time Home Record (Since '80)	550-84 (.866)
All-Time Road Record (Since '80)	338-163 (.668)
All-Time Neutral Site Record (Since '80)	326-189-3 (.631)
NCAA Postseason Appearances	30
Last NCAA Postseason Appearance	2023 (Lost to Cal State LA (1-3) - National Finals)
LSC Division/Regular Season Titles (Last)	22 (2024)
LSC Tournament Appearances (Last)	30 (2024)
LSC Tournament Championships (Last)	18 (2023)
NCAA Regional Championships (Last)	16 (2023)
NCAA Division II National Titles (Last)	4 (2022)
All-Americans	32
All-American Honors	65
NCAA Division II National Players of the Year	2
NCAA Division II National Coaches of the Year	3
LSC Hall of Honor Inductees	2
WT Hall of Champions Inductees	17

**COACHING STAFF**

Head Coach	Brittany Harry
Alma Mater	South Carolina Upstate (2005)
Record at WT	24-3 (First Season)
Career Record	308-176 (16th Season)
Assistant Coach	Torrey Miller
Assistant Coach	Baleigh Allen
Student Assistant	Ty Riles

**2023 REVIEW**

Overall Record	33-4
Home: 18-0   Away: 8-2   Neutral: 7-2	
LSC Record (Finish)	14-2 (T-1st)
NCAA Elite Eight	National Finalist
vs. Clarion, W (3-0)	
vs. Tampa, W (3-2)	
vs. Cal State LA, L (3-1)	
Final AVCA Ranking	2nd

**ATHLETIC COMMUNICATIONS**

Director	Brent Seals
Office Phone	(806) 651-4442
Email	bseals@wtamu.edu
Athletics Website	www.GoBuffsGo.com
Twitter	@WTVolleyball
Facebook	.com/WTVolleyball
Instagram	@LadyBuffVolleyball

**TEAM COMPARISON**

	<b>WT</b>	<b>DBU</b>
<b>W-L</b>	24-3	19-8
<b>KILLS</b>	1351	1376
<b>KILLS/SET</b>	14.1	13.6
<b>ERRORS</b>	427	473
<b>HIT PCT.</b>	.279	.259
<b>ASSISTS</b>	1233	1229
<b>ASSISTS/SET</b>	12.8	12.2
<b>ACES</b>	138	180
<b>ACES/SET</b>	1.4	1.8
<b>DIGS</b>	1414	1443
<b>DIGS/SET</b>	14.7	14.3
<b>BLOCKS</b>	222.0	221.0
<b>BLOCKS/SET</b>	2.3	2.2

**FIRST SERVE**

The #5 Lady Buffs continue the defense of their Lone Star Conference Tournament Crown on Friday night as they battle the DBU Lady Patriots in the semifinal round with first serve set for 7:30 p.m. at the WTAMU Fieldhouse "The Box" in Canyon.

**DALLAS BAPTIST**

The Lady Patriots enter Friday night with an overall record of 19-7 as they went 12-4 in Lone Star Conference play to finish tied for fourth in the league standings. DBU has won their last two matches as they won a five-set thriller at Lubbock Christian in the regular season finale.

Thursday night saw DBU pick up a straight-set win over fourth-seeded Texas Woman's during the quarterfinal round. The Lady Patriots hit .354 as a team as they registered 44 kills on 99 swings with just four attack errors to go along with 41 assists, seven aces, 43 digs and six blocks.

Jordan Fish is now in her fourth season at the helm of the DBU volleyball program, holding an overall record of 82-30 during her time in Dallas. The former Virginia Tech standout has led the Patriots to a pair of NCAA Tournament appearances and the program's first ever LSC regular season title in 2023.

Friday night is the 18th all-time meeting on the court between the Lady Buffs and Patriots as WT holds a 16-1 advantage in the series that dates back to 2004. DBU is 0-12 all-time inside of the WTAMU Fieldhouse. It will be the third playoff meeting between the two teams as WT claimed wins during the NCAA Tournament in 2013 and 2023.

DBU senior Delaney Fuller was named the Lone Star Conference Player of the Year for the second straight season as the San Juan Capistrano, California product has 469 kills to average 4.64 per set to go along with 24 assists, 40 aces, 267 digs and 31 blocks to average 5.21 points per set.

**LADY BUFFS IN THE LSC CHAMPIONSHIP**

The Lady Buffs are making the program's 30th overall and 20th consecutive appearance in the Lone Star Conference Championship, WT is an incredible 57-11 (.838) in the event. West Texas A&M has advanced to the title match on 19 occasions with a mark of 18-1 in those contests.

The 18 LSC Tournament Championships is the most by any team in league history, WT has won the event 11 times on their home court in Canyon (1997, 1999, 2001, 2003, 2007, 2009, 2010, 2011, 2013, 2022.)



**WELCOME TO THE BOX**

West Texas A&M is fortunate to have one of the best home environments in all of NCAA Volleyball. The WTAMU Fieldhouse is more affectionately known as “The Box,” is home to 21 Lone Star Conference Championships, 16 Regional Titles and four NCAA Division II National Championships.

The Box boasts one of the best home winning records in the NCAA on any level of competition. The Lady Buffs are 550-84 at The Box since the 1980 season for an incredible winning percentage of 86.7%.

**LSC POSTSEASON AWARDS**

The LSC Champion Lady Buffs garnered multiple recognitions on Wednesday night as the LSC held their annual postseason awards banquet at the Alumni Banquet Hall of the campus of West Texas A&M.

Ainsley Malis was recognized for her efforts in the classroom as the senior from Tucson was named to the LSC All-Academic Team with a perfect 4.0 GPA as she pursues a Master’s Degree in Sports & Exercise Science.

Malis was also selected for the Honorable Mention team alongside fellow senior Angelina Oliver. Kaycee Cavanaugh, Bryli Contreras, Camy Jones and Currie Marusak were named to the All-LSC Second Team while Emma Becker and Taytum Stow claimed First Team honors.

Cavanaugh was named the league’s Co-Freshman of the Year while Stow claimed her second LSC Defensive Player of the Year accolade. Brittany Harry was tabbed the league’s Coach of the Year.

**A NEW ERA**

For the first time since the 2019 season, the Lady Buffs are under the guidance of a new head coach as Brittany Harry was named the 16th leader of WT Volleyball on March 19, 2024.

Harry, the 2022 Lone Star Conference Coach of the Year, served as the head coach at Texas A&M International for the past four seasons. In 2022, Harry set a program record with 23 victories to lead the Dustdevils into the LSC postseason for the second time in school history. She led her team to the best turnaround in all of NCAA Division II volleyball with a +18 win differential from 2021 to 2022.

**LADY BUFFS IN THE AVCA POLL**

The Lady Buffs are ranked fifth in this week’s edition of the American Volleyball Coaches Association (AVCA) Division II Top-25 Poll. It marks the 314th time since 1986 that the Lady Buffs appear in the poll, the sixth most in Division II history. WT has sat atop of the poll 28 different times.

<b>NCAA REGIONAL RANKINGS (NOV. 20)</b>			
#	School	In-Region	Overall
1	West Texas A&M	19-1	23-3
2	MSU Denver	22-2	24-2
3	Angelo State	22-2	25-2
4	Colorado Mesa	18-3	22-4
5	Texas Woman’s	17-6	19-8
6	Dallas Baptist	14-8	18-8
7	UT Tyler	16-6	17-7
8	South Dakota Mines	18-8	18-8
9	St. Mary’s	15-8	17-10
10	Regis	11-9	13-13

**AVCA TOP-25 POLL (NOV. 18)**

#	SCHOOL (1ST)	TOTAL PTS	2024 REC.	PREV. RANK
1	Ferris State [40]	1,163	28-0	1
2	St. Cloud State [4]	1,121	24-2	2
3	Nebraska-Kearney [1]	1,045	28-1	4
4	MSU Denver	1,037	24-2	5
5	West Texas A&M	951	23-3	6
6	Cal Poly Pomona [2]	916	23-2	3
7	Chaminade	907	25-4	7
8	Concordia-St. Paul	847	21-5	8
9	Central Oklahoma	763	27-2	10
10	Angelo State	719	25-2	11
11	Grand Valley State	663	25-2	12
12	Southwest Minnesota St.	600	23-4	16
13	Point Loma	589	23-1	13
14	Tampa	554	21-4	9
15	Wayne State (NE)	544	22-6	15
16	Lynn	494	25-3	17
17	Colorado Mesa	461	22-4	14
18	Northern State	328	20-6	18
19	Barry	322	20-4	21
20	San Francisco State	291	21-5	19
21	Quincy	180	24-4	20
22	Missouri-St. Louis	173	19-7	22
23	Wingate	139	25-2	23
24	West Florida	106	25-5	25
25	Washburn	88	20-6	24

**Others receiving votes:** Hillsdale 60; Missouri Western 54; Central Washington 33; Florida Tech 27; Simon Fraser 18; Embry-Riddle (FL) 15; Nova Southeastern 11; Dallas Baptist 9; Cal State L.A. 8; California State, Stanislaus 7; Minnesota Duluth 7; Rockhurst 6; Cal State San Bernardino 5

**LADY BUFFS IN THE AVCA POLL**

WEEK	DATE	RANK (PTS)
Preseason	Aug. 23	#3 (1,034)
Week 1	Sept. 9	#9 (771)
Week 2	Sept. 16	#3 (952)
Week 3	Sept. 23	#10 (768)
Week 4	Sept. 30	T-#9 (778)
Week 5	Oct. 7	#9 (786)
Week 6	Oct. 14	#9 (790)
Week 7	Oct. 21	#8 (818)
Week 8	Oct. 28	#6 (878)
Week 9	Nov. 4	#6 (925)
Week 10	Nov. 11	#6 (926)
Week 11	Nov. 18	#5 (951)
Week 12	Nov. 25	--
Final	--	--



LONE STAR CONFERENCE CHAMPIONSHIP HISTORY (ENTERING FRIDAY)

Year	Site	Winner	Score	Runner-up
1982	Huntsville	Angelo State	2-0	Sam Houston State
1983	San Marcos	Angelo State	2-1	Southwest Texas
1984	Abilene	Angelo State	3-2	Texas A&M-Commerce
1985	Abilene	Angelo State	3-1	Texas A&M-Commerce
1986	Commerce	Texas A&M-Commerce	3-0	Eastern New Mexico
1987	No Tournament	-	-	-
1988	No Tournament	-	-	-
1989	No Tournament	-	-	-
1990	No Tournament	-	-	-
1991	San Angelo	Angelo State	3-0	Eastern New Mexico
1992	San Angelo	Angelo State	3-1	Texas Woman's
1993	Denton +	Eastern New Mexico	3-0	Angelo State
1994	Portales	Central Oklahoma	3-0	Texas A&M-Commerce
1995	Edmond	West Texas A&M	3-2	Eastern New Mexico
1996	No Tournament	-	-	-
1997	Canyon	West Texas A&M	3-1	Texas Woman's
1998	Lawton	Cameron	3-2	West Texas A&M
1999	Canyon	West Texas A&M	3-0	Cameron
2000	Lawton	West Texas A&M	3-1	Cameron
2001	Canyon	West Texas A&M	3-0	Eastern New Mexico
2002	Edmond	West Texas A&M	3-1	Central Oklahoma
2003	Canyon	West Texas A&M	3-0	Central Oklahoma
2004	Lawton	Abilene Christian	3-0	Cameron
2005	Abilene	Abilene Christian	3-0	Central Oklahoma
2006	Lawton	West Texas A&M	3-1	Cameron
2007	Canyon	West Texas A&M	3-0	Central Oklahoma
2008	Canyon	West Texas A&M	3-2	Abilene Christian
2009	Canyon	West Texas A&M	3-1	Abilene Christian
2010	Canyon	West Texas A&M	3-1	Angelo State
2011	Canyon	West Texas A&M	3-0	Angelo State
2012	San Angelo	West Texa A&M	3-2	Angelo State
2013	Canyon	West Texas A&M	3-2	Angelo State
2014	Canyon	Tarleton State	3-2	Angelo State
2015	Stephenville	Angelo State	3-2	Tarleton State
2016	San Angelo	Angelo State	3-0	Tarleton State
2017	Stephenville	Tarleton State	3-0	Texas Woman's
2018	Stephenville	Texas A&M-Commerce	3-1	Tarleton State
2019	Commerce	Angelo State	3-2	Tarleton State
2020	Tyler *	Angelo Sate	3-0	UT Tyler
2021	San Angelo	West Texas A&M	3-0	St. Edward's
2022	Canyon	West Texas A&M	3-0	DBU
2023	Dallas	West Texas A&M	3-0	Texas A&M-Kingsville
2024	Canyon	-	-	-

LSC Tournament Titles (Last)

18	West Texas A&M (2023)
10	Angelo State (2020) *
2	Texas A&M-Commerce (2018)
2	Tarleton State (2017)
2	Abilene Christian (2005)
1	Cameron (1998)
1	Central Oklahoma (1994)
1	Eastern New Mexico (1993) +

LSC Tournament Final Appearances

19	West Texas A&M	18-1
16	Angelo State	10-6
6	Tarleton State	2-4
5	Cameron	1-4
5	Eastern New Mexico	1-4
5	Central Oklahoma	1-4
5	Texas A&M-Commerce	2-3
4	Abilene Christian	2-2
3	Texas Woman's	0-3
1	DBU	0-1
1	St. Edward's	0-1
1	UT Tyler	0-1
1	Texas A&M-Kingsville	0-1
1	Sam Houston State	0-1

All-Time Win-Loss Percentage

Team	G	W-L	Pct.
1. West Texas A&M	68	57-11	.838
2. Angelo State	68	50-18	.735
3. Southwest Texas	14	9-5	.643
4. Tarleton State	32	19-13	.594
5. Sam Houston State	12	7-5	.583
6. St. Edward's	6	3-3	.500
UT Permian Basin	8	4-4	.500
UT Tyler	8	4-4	.500
DBU	10	5-5	.500
10. Cameron	26	12-14	.462
11. Eastern New Mexico	40	18-22	.450
12. Abilene Christian	46	20-26	.435
13. Texas A&M-Commerce	49	21-28	.429
14. Texas Woman's	39	15-24	.384
15. UAFS	8	3-5	.375
16. Central Oklahoma	28	10-18	.357
17. Texas A&M-Kingsville	43	12-31	.279
18. Texas A&M International	4	1-3	.250
Lubbock Christian	4	1-3	.250
Oklahoma Christian	4	1-3	.250
21. Howard Payne	11	2-9	.182
22. Stephen F. Austin	6	1-5	.167
23. Midwestern State	11	1-10	.091
24. Western New Mexico	2	0-2	.000
St. Mary's	3	0-3	.000
Harding	2	0-2	.000
Incarinate Word	2	0-2	.000

+ Forfeit due to ineligible player

\* Played in Spring 2021 (COVID-19 Pandemic)

Tournament Appearances (Current LSC)

**West Texas A&M (30)** - 1993, 1994, 1995, 1997, 1998, 1999, 2000, 2001, 2002, 2003, 2005, 2006, 2007, 2008, 2009, 2010, 2011, 2012, 2013, 2014, 2015, 2016, 2017, 2018, 2019, 2020\*, 2021, 2022, 2023, 2024

**Texas A&M-Kingsville (27)** - 1982, 1093, 1984, 1985, 1991, 1992, 1993, 1994, 1995, 1997, 1998, 2002, 2005, 2007, 2009, 2011, 2012, 2013, 2014, 2015, 2016, 2017, 2018, 2029, 2020\*, 2022, 2023

**Angelo State (27)** - 1982, 1983, 1984, 1985, 1991, 1992, 1993, 1994, 1995, 2004, 2008, 2009, 2010, 2011, 2012, 2013, 2014, 2015, 2016, 2017, 2018, 2019, 2020\*, 2021, 2022, 2023, 2024

**Texas Woman's (24)** - 1991, 1992, 1993, 1994, 1995, 1997, 2003, 2004, 2005, 2006, 2007, 2008, 2009, 2010, 2011, 2012, 2013, 2014, 2015, 2017, 2018, 2019, 2023, 2024

**Eastern New Mexico (22)** - 1984, 1985, 1986, 1991, 1992, 1993+, 1994, 1995, 1997, 1998, 1999, 2000, 2001, 2003, 2004, 2013, 2014, 2015, 2016, 2017, 2018, 2021

**Cameron (15)** - 1991, 1992, 1997, 1998, 1999, 2000, 2001, 2002, 2003, 2004, 2006, 2007, 2011, 2014, 2015

**Midwestern State (10)** - 2005, 2007, 2008, 2009, 2010, 2011, 2013, 2016, 2019, 2020\*

**DBU (6)** - 2019, 2020\*, 2021, 2022, 2023, 2024

**UT Tyler (5)** - 2020\*, 2021, 2022, 2023, 2024

**UT Permian Basin (4)** - 2018, 2019, 2020\*, 2021

**St. Edward's (3)** - 2019, 2020\*, 2021

**Texas A&M International (3)** - 2020\*, 2022, 2023

**Lubbock Christian (3)** - 2019, 2021, 2024

**Oklahoma Christian (3)** - 2020\*, 2021, 2024

**St. Mary's (3)** - 2021, 2022, 2023

**Western New Mexico (2)** - 2016, 2017





	LSC	PCT.	OVR.	PCT.	STREAK	HOME	AWAY	NEUTRAL
West Texas A&M	16-0	1.000	24-3	.889	W18	12-1	10-0	2-2
Angelo State	15-1	.938	26-2	.929	W14	11-1	10-1	5-0
UT Tyler	14-2	.875	18-7	.720	W1	7-1	8-3	3-3
Texas Woman's	12-4	.750	19-9	.679	L2	10-4	7-3	2-2
DBU	12-4	.750	19-8	.704	W2	9-5	6-3	4-0
St. Mary's	9-7	.562	17-11	.607	L1	9-5	4-5	4-1
Oklahoma Christian	9-7	.562	20-11	.645	L1	8-3	5-6	7-2
Lubbock Christian	9-7	.562	13-14	.481	L3	5-3	4-8	4-3
UT Permian Basin	9-7	.562	16-9	.640	W4	8-3	5-4	3-2
Texas A&M-Kingsville	7-9	.438	15-12	.556	W2	9-5	3-7	3-0
Midwestern State	7-9	.438	15-14	.517	W1	9-5	4-5	2-4
Texas A&M International	6-10	.375	9-16	.360	W1	5-5	2-8	2-3
Western New Mexico	3-13	.188	7-21	.250	L6	2-7	1-8	4-6
St. Edward's	2-14	.125	10-17	.370	L3	4-8	2-8	4-1
Eastern New Mexico	2-14	.125	5-22	.185	L4	4-7	1-9	0-6
Sul Ross St.	2-14	.125	2-20	.091	L11	2-6	0-10	0-4
Cameron	2-14	.125	2-25	.074	L1	2-7	0-10	0-8

**THURSDAY, NOVEMBER 21**

(6) St. Mary's vs. (3) UT Tyler	Canyon, Texas	UTT, 3-2
(7) Oklahoma Christian vs. (2) Angelo State	Canyon, Texas	ASU, 3-0
(8) Lubbock Christian at (1) West Texas A&M	Canyon, Texas	WT, 3-0
(5) DBU vs (4) Texas Woman's	Canyon, Texas	DBU, 3-0

**FRIDAY, NOVEMBER 22**

(3) UT Tyler vs. (2) Angelo State	Canyon, Texas	5:00 p.m.
(5) DBU vs. (1) West Texas A&M	Canyon, Texas	7:30 p.m.

**SATURDAY, NOVEMBER 23**

Semifinal #1 Winner vs. Semifinal #2 Winner	Canyon, Texas	6:00 p.m.
---	---------------	-----------

**LSC PLAYERS OF THE WEEK**

	Offensive	Defensive	Setter	Freshman
Sept. 9	Delaney Fuller, DBU	Taytum Stow, WT	Adeline Ortman, ASU	Chloe Jones, ASU
Sept. 16	Shaylee Shore, DBU	Bryli Contreras, WT	Cali Nims, StMU	Sydney Thornton, ASU
Sept. 23	Chyra Thompson, UTPB	Alyssa Koehl, StMU	Grace Reynolds, TWU	Demi Carter, ASU
Sept. 30	Evelyn Torres, ASU	Dakota Rogers-Hurtado, UTT	Aryn Walton, DBU	Leddy Rae Guinn, LCU
Oct. 7	Landri Withers, StMU	Taytum Stow, WT	Saide Rivera, UTT	Chloe Jones, OC
Oct. 14	Evelyn Torres, ASU	Bryleigh Schweer, LCU	Adeline Ortman, ASU	Kaycee Cavanaugh, WT
Oct. 21	Currie Marusak, WT	Luna Granca, TWU	Kayton Genenbacher, LCU	Chloe Jones, OC
Oct. 28	Cara Pool, TWU	Daylee Doggett, DBU	Saige Rivera, UTT	Sydney Thornton, ASU
Oct. 4	Emma Becker, WT	Cara Poo, TWU	Adeline Ortman, ASU	Taylor Alston, StMU
Nov. 11	Gloria Geurin, UTPB	Dakota Rogers-Hurtado, UTT	Adeline Ortman, ASU	Kaycee Cavanaugh, WT
Nov. 18	Emma Becker, WT	Ayanna Jackson, TAMUK	Cali Nims, StMU	Ashlee Macias, UTPB



Hitting Percentage		S	K	E	TA	Pct.
1.	West Tex. A&M	96	1351	427	3309	.279
2.	DBU	101	1376	473	3485	.259
3.	Angelo St.	97	1412	484	3689	.252
4.	Texas Woman's	110	1540	536	4152	.242
5.	UT Tyler	95	1300	481	3534	.232
6.	St. Mary's (TX)	107	1440	507	4054	.230
7.	Lubbock Christian	105	1439	537	3956	.228
8.	Tex. A&M-Kingsville	99	1280	523	3444	.220
9.	Tex. Permian Basin	92	1187	461	3390	.214
10.	Okla. Christian	116	1440	551	4203	.212
11.	St. Edward's	98	1269	515	3733	.202
12.	Midwestern St.	100	1307	530	3890	.200
13.	Tex. A&M Int'l	96	1202	534	3493	.191
14.	Western N.M.	102	1164	534	3579	.176
15.	Eastern N.M.	96	975	529	3366	.133
16.	Cameron	96	955	595	3374	.107
17.	Sul Ross St.	71	687	459	2603	.088

Opponent Hitting Pct.		S	K	E	TA	Pct.
1.	Tex. Permian Basin	92	1074	546	3448	.153
2.	Angelo St.	97	1122	529	3614	.164
3.	West Tex. A&M	96	1155	564	3436	.172
4.	UT Tyler	95	1101	482	3428	.181
5.	Texas Woman's	110	1370	586	4228	.185
6.	DBU	101	1175	504	3474	.193
7.	Tex. A&M-Kingsville	99	1246	534	3472	.205
8.	St. Edward's	98	1199	464	3549	.207
9.	St. Mary's (TX)	107	1378	542	4034	.207
10.	Midwestern St.	100	1326	539	3758	.209
11.	Tex. A&M Int'l	96	1227	492	3493	.210
12.	Okla. Christian	116	1493	597	4250	.211
13.	Western N.M.	102	1362	551	3644	.223
14.	Lubbock Christian	105	1337	483	3812	.224
15.	Eastern N.M.	96	1327	467	3559	.242
16.	Sul Ross St.	71	1029	347	2622	.260
17.	Cameron	96	1271	406	3324	.260

Assists		S	No.	Avg/S
1.	Angelo St.	97	1330	13.71
2.	UT Tyler	95	1226	12.91
3.	West Tex. A&M	96	1233	12.84
4.	Texas Woman's	110	1401	12.74
5.	St. Mary's (TX)	107	1362	12.73
6.	Lubbock Christian	105	1328	12.65
7.	St. Edward's	98	1209	12.34
8.	Midwestern St.	100	1230	12.30
9.	DBU	101	1229	12.17
10.	Tex. A&M-Kingsville	99	1185	11.97
11.	Tex. Permian Basin	92	1089	11.84
12.	Okla. Christian	116	1352	11.66
13.	Tex. A&M Int'l	96	1115	11.61
14.	Western N.M.	102	1041	10.21
15.	Cameron	96	885	9.22
16.	Eastern N.M.	96	883	9.20
17.	Sul Ross St.	71	635	8.94

Kills		S	No.	Avg/S
1.	Angelo St.	97	1412	14.56
2.	West Tex. A&M	96	1351	14.07
3.	Texas Woman's	110	1540	14.00
4.	Lubbock Christian	105	1439	13.70
5.	UT Tyler	95	1300	13.68
6.	DBU	101	1376	13.62
7.	St. Mary's (TX)	107	1440	13.46
8.	Midwestern St.	100	1307	13.07
9.	St. Edward's	98	1269	12.95
10.	Tex. A&M-Kingsville	99	1280	12.93
11.	Tex. Permian Basin	92	1187	12.90
12.	Tex. A&M Int'l	96	1202	12.52
13.	Okla. Christian	116	1440	12.41
14.	Western N.M.	102	1164	11.41
15.	Eastern N.M.	96	975	10.16
16.	Cameron	96	955	9.95
17.	Sul Ross St.	71	687	9.68

Blocks		S	BS	BA	Total	Avg/S
1.	Tex. Permian Basin	92	76	290	221	2.40
2.	West Tex. A&M	96	74	296	222	2.31
3.	Okla. Christian	116	51	409	255.5	2.20
4.	DBU	101	46	350	221	2.19
5.	Tex. A&M-Kingsville	99	49	326	212	2.14
6.	Angelo St.	97	28	320	188	1.94
7.	Texas Woman's	110	58	300	208	1.89
8.	Tex. A&M Int'l	96	23	316	181	1.89
9.	St. Mary's (TX)	107	45	313	201.5	1.88
10.	UT Tyler	95	84	162	165	1.74
11.	St. Edward's	98	46	240	166	1.69
12.	Midwestern St.	100	40	254	167	1.67
13.	Eastern N.M.	96	45	203	146.5	1.53
14.	Western N.M.	102	56	196	154	1.51
15.	Lubbock Christian	105	26	248	150	1.43
16.	Cameron	96	28	166	111	1.16
17.	Sul Ross St.	71	16	92	62	0.87

Service Aces		S	No.	Avg/S
1.	St. Edward's	98	175	1.79
2.	DBU	101	180	1.78
3.	St. Mary's (TX)	107	182	1.70
4.	Okla. Christian	116	184	1.59
5.	Western N.M.	102	160	1.57
6.	UT Tyler	95	146	1.54
7.	Angelo St.	97	146	1.51
8.	West Tex. A&M	96	138	1.44
9.	Midwestern St.	100	130	1.30
10.	Tex. A&M-Kingsville	99	126	1.27
11.	Tex. Permian Basin	92	113	1.23
12.	Lubbock Christian	105	128	1.22
13.	Eastern N.M.	96	114	1.19
14.	Tex. A&M Int'l	96	110	1.15
15.	Sul Ross St.	71	79	1.11
16.	Texas Woman's	110	122	1.11
17.	Cameron	96	96	1.00

Digs		S	No.	Avg/S
1.	Texas Woman's	110	1943	17.66
2.	Angelo St.	97	1681	17.33
3.	St. Mary's (TX)	107	1811	16.93
4.	St. Edward's	98	1642	16.76
5.	Tex. Permian Basin	92	1516	16.48
6.	Midwestern St.	100	1625	16.25
7.	UT Tyler	95	1523	16.03
8.	Lubbock Christian	105	1674	15.94
9.	Okla. Christian	116	1783	15.37
10.	Sul Ross St.	71	1080	15.21
11.	Eastern N.M.	96	1453	15.14
12.	Cameron	96	1432	14.92
13.	West Tex. A&M	96	1414	14.73
14.	Tex. A&M Int'l	96	1392	14.50
15.	Tex. A&M-Kingsville	99	1435	14.49
16.	DBU	101	1443	14.29
17.	Western N.M.	102	1445	14.17

CAREER RECORD WATCH

ASSISTS

1.	Kendra Morgan (2000-03)	6,087
2.	Katie Rickwartz (2006-09)	5,283
3.	Deena Victor (1995-98)	3,820
4.	Sandy Callahan (1990-91)	3,042
5.	Lacy Hayes (2011-12)	3,015
6.	Selena Batiste (2016-19)	2,927
7.	Erin Houlihan (2004-05)	2,801
8.	Wendy Ward (1994-95)	2,704
9.	Kameryn Hayes (2011-14)	2,302
10.	Eve Posey (1988-89)	2,225
11.	Kristi Gray (1987-88)	2,055
12.	Blair Moreland (2021-Present)	2,041

DIGS

1.	Chandler Vogel (2017-21)	2,691
2.	Lauren Beville (2009-12)	2,423
3.	Sara Contreras (2005-08)	2,242
4.	Brittani Bell (2002-05)	2,150
5.	Lauren Britten (2013-16)	2,086
6.	Shannon Stroud (1999-02)	1,861
7.	Holly Morgan (1995-98)	1,759
8.	Lauren Thedford (2007-10)	1,704
9.	Kacie Hyatt (2000-03)	1,538
10.	Bryli Contreras (2022-Present)	1,442

TOTAL BLOCKS

1.	Jess Anne Fernandes (1999-02)	570
2.	Megan Spivey (2003-06)	541
3.	Erin Dougherty (2009-12)	446
4.	Julie Myatt (1987-89)	442
5.	Taytum Stow (2022-Present)	432

BLOCK SOLOS

1.	Julie Myatt (1987-89)	142
2.	Carol Pereira (1990-92)	139
3.	Kesha Peoples (1991-94)	120
4.	Cristina Pereira (1990-91)	115
5.	Sarah Butler (1997-99)	108
6.	Megan Spivey (2003-06)	96
7.	Jill Myatt (1987-89)	91
8.	Jess Anne Fernandes (1999-02)	88
9.	Taytum Stow (2022-Present)	84

BLOCK ASSISTS

1.	Jess Anne Fernandes (1999-02)	482
2.	Megan Spivey (2003-06)	445
3.	Erin Dougherty (2009-12)	379
4.	Kimberly James (1999-02)	362
5.	Melissa Harper (2006-09)	351
6.	Lexi Davis (2012-15)	347
7.	Taytum Stow (2022-Present)	346



**NUMERICAL ROSTER**

#	NAME	YR.	POS.	HT.	HOMETOWN (LAST SCHOOL)
1	Emma Becker	Jr.	OH	5-9	Liberty Hill, Texas (Liberty Hill HS)
2	Zahria Parker	Sr.	DS/S	5-6	Austin, Texas (McNeil HS/Gonzaga)
3	Kaycee Cavanaugh	Fr.	OH/DS	5-5	Troy, Texas (Troy HS)
4	Taytum Stow	Jr.	MB	6-3	Hereford, Texas (Hereford HS)
6	Currie Marusak	Jr.	OH	6-0	Amarillo, Texas (Amarillo HS/Texas Tech)
9	Ainsley Malis	Sr.	S	5-7	Tucson, Arizona (Tanque Verde HS/Long Island)
10	Camy Jones	Sr.	OH	5-10	Portland, Texas (Gregory Portland HS)
11	Cathryne Millsap	Fr.	S	5-9	Southlake, Texas (Carroll Senior HS)
12	Camryn Heiser	Fr.	MB/OPP	6-0	Argyle, Texas (Argyle HS)
13	Brynne Wright	Sr.	OH	5-11	Austin, Texas (Vandegrift HS/Rhode Island)
14	Blair Moreland	Sr.	S	6-0	Katy, Texas (Saint John XXIII HS)
15	Bryli Contreras	Sr.	DS	5-7	Canyon, Texas (Canyon HS/Stephen F. Austin)
17	Hannah Pemberton	Fr.	S	5-7	Henderson, Nevada (Coronado HS)
19	Angelina Oliver	Sr.	MB	6-0	Albuquerque, N.M. (Cibola HS/N.M. Highlands)
20	Sharlotte McClintock	So.	MB	6-3	Houston, Texas (Stratford HS)
21	Getsemani Carrasco	Gr.	DS	5-0	Amarillo, Texas (Caprock HS/Eastern N.M.)

**ALPHABETICAL ROSTER**

#	NAME	YR.	POS.	HT.	HOMETOWN (LAST SCHOOL)
1	Emma Becker	Jr.	OH	5-9	Liberty Hill, Texas (Liberty Hill HS)
21	Getsemani Carrasco	Gr.	DS	5-0	Amarillo, Texas (Caprock HS/Eastern N.M.)
3	Kaycee Cavanaugh	Fr.	OH/DS	5-5	Troy, Texas (Troy HS)
15	Bryli Contreras	Sr.	DS	5-7	Canyon, Texas (Canyon HS/Stephen F. Austin)
12	Camryn Heiser	Fr.	MB/OPP	6-0	Argyle, Texas (Argyle HS)
10	Camy Jones	Sr.	OH	5-10	Portland, Texas (Gregory Portland HS)
9	Ainsley Malis	Sr.	S	5-7	Tucson, Arizona (Tanque Verde HS/Long Island)
6	Currie Marusak	Jr.	OH	6-0	Amarillo, Texas (Amarillo HS/Texas Tech)
20	Sharlotte McClintock	So.	MB	6-3	Houston, Texas (Stratford HS)
11	Cathryne Millsap	Fr.	S	5-9	Southlake, Texas (Carroll Senior HS)
14	Blair Moreland	Sr.	S	6-0	Katy, Texas (Saint John XXIII HS)
19	Angelina Oliver	Sr.	MB	6-0	Albuquerque, N.M. (Cibola HS/N.M. Highlands)
2	Zahria Parker	Sr.	DS/S	5-6	Austin, Texas (McNeil HS/Gonzaga)
17	Hannah Pemberton	Fr.	S	5-7	Henderson, Nevada (Coronado HS)
4	Taytum Stow	Jr.	MB	6-3	Hereford, Texas (Hereford HS)
13	Brynne Wright	Sr.	OH	5-11	Austin, Texas (Vandegrift HS/Rhode Island)

**2024 ROSTER BREAKDOWN**

**BY CLASS**

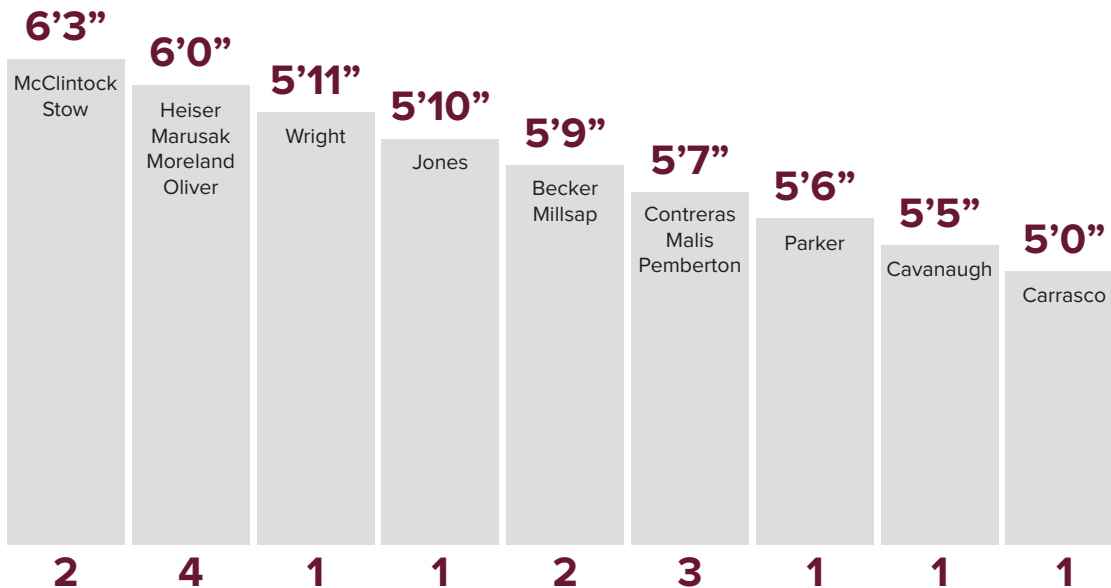
GRADUATE/SENIORS (8): Zahria Parker, Ainsley Malis, Camy Jones, Brynne Wright, Blair Moreland, Bryli Contreras, Angelina Oliver, Getsemani Carrasco  
 JUNIORS (3): Emma Becker, Taytum Stow, Currie Marusak  
 SOPHOMORES (1): Sharlotte McClintock  
 FRESHMEN (4): Kaycee Cavanaugh, Cathryne Millsap, Camryn Heiser, Hannah Pemberton

**BY STATE**

ARIZONA (1): Ainsley Malis  
 NEW MEXICO (1): Angelina Oliver  
 NEVADA (1): Hannah Pemberton  
 TEXAS (13): Emma Becker, Zahria Parker, Kaycee Cavanaugh, Taytum Stow, Currie Marusak, Camy Jones, Cathryne Millsap, Camryn Heiser, Brynne Wright, Blair Moreland, Bryli Contreras, Sharlotte McClintock, Getsemani Carrasco

**COACHING STAFF**

HEAD COACH - Brittany Harry (First Season)  
 ASSISTANT COACH - Torrey Miller  
 ASSISTANT COACH - Baleigh Allen  
 STUDENT ASSISTANT - Ty Riles



2024 WEST TEXAS A&M VOLLEYBALL TV/RADIO ROSTER



**#1 Emma Becker**  
5-9 | OH | Junior  
Liberty Hill, Texas



**#2 Zahria Parker**  
5-6 | DS/S | Senior  
Austin, Texas



**#3 Kaycee Cavanaugh**  
5-5 | OH/DS | Freshman  
Troy, Texas



**#4 Taytum Stow**  
6-3 | MB | Junior  
Hereford, Texas



**#6 Currie Marusak**  
6-0 | OH | Junior  
Amarillo, Texas



**#9 Ainsley Malis**  
5-7 | S | Senior  
Tucson, Arizona



**#10 Camy Jones**  
5-10 | OH | Senior  
Portland, Texas



**#11 Cathryne Millsap**  
5-9 | S | Freshman  
Southlake, Texas



**#12 Camryn Heiser**  
6-0 | MB/OPP | Freshman  
Argyle, Texas



**#13 Brynne Wright**  
5-11 | OH | Senior  
Austin, Texas




**#14 Blair Moreland**  
6-0 | S | Senior  
Katy, Texas



**#15 Bryli Contreras**  
5-7 | DS | Senior  
Canyon, Texas



**#17 Hannah Pemberton**  
5-7 | S | Freshman  
Henderson, Nevada



**#19 Angelina Oliver**  
6-0 | MB | Senior  
Albuquerque, New Mexico



**#20 Charlotte McClintock**  
6-3 | MB | Sophomore  
Houston, Texas



**#21 Getsemani Carrasco**  
5-0 | DS | Graduate  
Amarillo, Texas



# BRITTANY HARRY

Head Coach | First Season at West Texas A&M  
 South Carolina Upstate '05 | Communications-Journalism



Brittany Harry was named the 16th head coach in Lady Buff Volleyball history on March 19, 2024.

Harry, the 2022 Lone Star Conference Coach of the Year, was the head coach at Texas A&M International for the past four seasons, serving as the architect behind the growth of the TAMIU program. In 2022, Harry set a program record with 23 victories to lead the Dustdevils into the Lone Star Conference postseason for the second time in school history. She led her team to the best turnaround in all of NCAA Division II volleyball with a +18 win differential from 2021 to 2022.

In the spring 2021 season, Harry's team qualified for the LSC Championships for the first time in 10 years and the first time since joining the LSC. 14 Dustdevils earned LSC All-Conference honors under Harry's provision as well as the conference's Freshman of the Year, a spot on the All-Freshman team, the Lone Star Conference Setter of the Year and four All-Academic selections. She added her own Lone Star Conference Coach of the Year honor in 2022. In addition to athletic achievement, Harry's teams have been awarded the AVCA Academic award three years running.

Prior to TAMIU, Harry was the head coach of NJCAA Division I Laredo College. She put together an 84-65 record and coached 18 players to NJCAA All-Region 14 honors including 2019 Region 14 Libero of the Year. She also worked to build recruiting networks internationally and domestically.

Harry spent three seasons as the head coach at Vincennes University from 2011-2014. She led her teams to an 88-38 record, and she coached four players to All-Region 12 honors and two players to the Region 12 All-Tournament team.

She began her head coaching career at Spartanburg Methodist College as one of the youngest head coaches in collegiate volleyball at the age of 23. She spent two seasons leading the program and logged a 49-12 record. While there, her teams made back-to-back appearances at the NJCAA Division I Championships in Council Bluffs, IA. She was named the District K Coach of the Year in 2007 and 2008 and was named the Region 10 Coach of the Year in 2008. She also coached the 2008 Region 10 Player of the Year as well as four All-Region 10 players, six Region 10 All-Tournament players and two Region 10 Tournament MVPs.

**BRITTANY HARRY**

Hometown	Champaign, Illinois
College	South Carolina Upstate
Bachelor's	Journalism
Master's	Sports Administration
All-Time Record	308-176

**COACHING EXPERIENCE**

- Spartanburg Methodist	2009-10
- Vincennes University	2011-14
- Laredo College	2015-19
- Texas A&M International	2020-23
- West Texas A&M	2024-Present

**CAREER ACCOLADES**

- District K Coach of the Year	2007, 08
- Region 10 Coach of the Year	2008
- LSC Coach of the Year	2022, 2024

Harry has also spent time as a volunteer assistant at NCAA Division I Butler University and at her alma mater, the University of South Carolina Upstate.

She has amassed a career record of 284-173 (.620 winning percentage) in her 15-year head coaching career.

The Champaign, Illinois native earned her bachelor's degree in communication-journalism from the University of South Carolina Upstate where she was also a member of the volleyball team from 2002-2005. She's pursuing her Master of Sports Administration from Concordia University Irvine. She has one daughter, Melia.



# TORREY MILLER

Assistant Coach | First Season at West Texas A&M  
West Texas A&M '22 | Biology



Torrey Miller makes the transition from the court to the sideline as the former Lady Buff standout joined the coaching staff in April of 2024.

Miller is one of the most decorated players in Lady Buff Volleyball history as she competed as an outside hitter from 2019-2023. She finished her playing career as the third all-time career kills leader in WT history registering 1,991 total kills.

The Brownwood, Texas native registered a standout collegiate career as a four-time All-American, NCAA Division II Champion, NCAA Division II National tournament Most Valuable Player, NCAA Division II National Runner-up, Two-time AVCA South Central Region tournament MVP, among many other accolades.

Miller graduated from Brownwood High School in Brownwood where she was tabbed a two-time District 5-4A Offensive Player of the Year and her senior year earned the District 7-4A Hitter of the Year. She holds a bachelor's degree in biology from West Texas A&M University.

# BALEIGH ALLEN

Assistant Coach | First Season at West Texas A&M  
Angelo State '22 | Marketing & Management



Baleigh Allen joined the West Texas A&M Volleyball coaching staff in the summer of 2024.

She comes to Canyon from Second Baptist High School in Houston where she served as a varsity assistant for the Eagles, Allen also spent time coaching with the Houston Volleyball Academy and Angelo Elite.

Allen is no stranger to the Lone Star Conference as she was a four-year standout at Angelo State from 2017-21, during her time in San Angelo the Belles registered an overall record of 112-30 with four trips to the NCAA Division II Tournament. Allen was named the LSC Defensive Player of the Year in 2021 as she earned Third Team All-American honors from the AVCA.

The Katy, Texas product saw time in 375 sets during 109 matches at ASU, registering 677 career kills for an average of 1.81 per set to go along with 27 assists, 23 aces, 213 digs and 394 blocks. Allen registered a standout prep career at Katy Taylor High School. Baleigh earned a Bachelor's in Marketing and Management from Angelo State in 2022 and she is currently pursuing a Master's in Education.

## WT COACHING RECORDS AT A GLANCE

Year	Record	Coach	Postseason Results	Year	Record	Coach	Postseason Results
1964	Unknown	Allene Stovall		1996	26-6	Debbie Hendricks	South Central Regional Semifinals
1965	Unknown	Allene Stovall		1997	37-3	Debbie Hendricks	NCAA DII NATIONAL CHAMPIONS
1966	Unknown	Allene Stovall		1998	25-7	Debbie Hendricks	Southwest Regional Semifinals
1967	Unknown	Allene Stovall		1999	36-2	Tony Graystone	National Semifinals
1968	Unknown	Allene Stovall		2000	35-2	Tony Graystone	National Quarterfinals
1969	Unknown	Allene Stovall		2001	30-3	Tony Graystone	South Central Regional Semifinals
1970	Unknown	Audre Seabridge		2002	35-3	Tony Graystone	National Quarterfinals
1971	Unknown	Audre Seabridge		2003	29-8	Tony Graystone	Southwest Regional Quarterfinals
1972	Unknown	Allene Stovall		2004	19-16	Tony Graystone	
1973	Unknown	Dr. Suzanne Blair		2005	27-10	Tony Graystone	Southwest Regional Quarterfinals
1974	22-13-5	Dr. Suzanne Blair		2006	34-4	Tony Graystone	National Semifinals
1975	24-12-2	Dr. Suzanne Blair		2007	36-8	Tony Graystone	National Semifinals
1976	17-25-1	Alma Ramsey		2008	34-5	Tony Graystone	South Central Regional Semifinals
1977	17-20	Elaine Lewis		2009	39-4	Jason Skoch	National Runner-Up
1978	2-27	Carol Kramer		2010	29-7	Jason Skoch	South Central Regional Quarterfinals
1979	23-13-2	Carol Kramer		2011	34-3	Jason Skoch	South Central Regional Semifinals
1980	20-21-2	Bobbie Cox		2012	33-5	Jason Skoch	National Quarterfinals
1981	18-29	Bobbie Cox		2013	35-4	Jason Skoch	National Semifinals
1982	22-21	Gary Abrahamson		2014	32-5	Jason Skoch	South Central Regional Semifinals
1983	38-21	Carmen Pennick		2015	16-17	Jason Skoch	Lone Star Conference Quarterfinals
1984	10-26	Carmen Pennick		2016	18-14	Jason Skoch	Lone Star Conference Quarterfinals
1985	7-35	Carmen Pennick		2017	23-14	Jason Skoch	South Central Regional Finals
1986	10-22	Carmen Pennick		2018	19-13	Jason Skoch	Lone Star Conference Semifinals
1987	25-7	Kim Hudson		2019	22-7	Kendra Potts	South Central Regional Quarterfinals
1988	33-8	Kim Hudson	South Central Regional Semifinals	2020	10-4	Kendra Potts	COVID-19 Season, No Postseason
1989	31-9	Kim Hudson	National Quarterfinals	2021	26-5	Kendra Potts	National Quarterfinals
1990	38-1	Kim Hudson	NCAA DII NATIONAL CHAMPIONS	2022	33-4	Kendra Potts	NCAA DII NATIONAL CHAMPIONS
1991	36-2	Jim Giacomazzi	NCAA DII NATIONAL CHAMPIONS	2023	33-4	Kendra Potts	National Runner-Up
1992	30-11	Jim Giacomazzi	National Semifinals	2024	24-3	Brittany Harry	
1993	22-12	Debbie Hendricks					
1994	19-11	Debbie Hendricks	South Central Regional Semifinals				
1995	30-8	Debbie Hendricks	South Central Regional Finalist				



**WTAMU FIELDHOUSE “THE BOX”**

West Texas A&M is fortunate to have one of the best home environments in all of NCAA Volleyball, in any division...

The WTAMU Fieldhouse is more affectionately known as “The Box,” is home to the Lady Buffs volleyball program, and four NCAA Division II National Championship banners attest that it has been a very good home, indeed.

With the opening of the First United Bank Center in 2002, the WTAMU Fieldhouse was renovated to become one of a select few “volleyball-only” arenas in NCAA Division II. Seating just over 2,000, “The Box” provides fans an opportunity to virtually sit on the court and cheer on the perennial championship-contending Lady Buffs.

The Box has a long and rich history at West Texas A&M. Built in 1950, the Fieldhouse was the home of championship Buff & Lady Buff Basketball for half a century. It has also seen its fair share of concerts and other entertainment, as performers such George Strait, Willie Nelson, John Denver, Ike & Tina Turner and comedian Steve Martin have played the Fieldhouse. President Gerald Ford delivered an address in The Box in 1976.

The West Texas A&M volleyball team is accustomed to excellence in the WTAMU Fieldhouse, better known in the Texas Panhandle as “The Box.” The Box is a facility student-athletes and fans love. In stark contrast, opponents fear stepping into the home of the Lady Buffs.

Built in 1951, The Box has been the scene of many exciting moments and has seen a role in winning streaks for all three athletic programs. Success stems partially from the fans who crowd The Box and fill it to its 2,557 seat capacity.



Until a hard-fought, five-game loss to Angelo State University on Nov. 6, 1993, the WTAMU volleyball team had a 49-match winning streak in the Box dating back to Sept. 23, 1989. Counting four contests at the Amarillo Civic Center and two at the Tascosa Activity Center, WTAMU had won a then-record NCAA Division II record of 55 home matches in a row, which now ranks fourth-best in all collegiate volleyball levels. That streak was later bested by a 57-match winning streak, occurring from 1996 to 1999. WTAMU had a 40-match home streak snapped in 2003.

The Lady Buffs boast one of the best home court advantages and winning percentages in any level of NCAA Volleyball, the storied tradition of the program is unmatched at the Division II level.



**LADY BUFF VOLLEYBALL AT “THE BOX”**

**ALL-TIME RECORD**

YEAR	OVR.	PCT.	LSC	PCT.
1980	9-4	.692	---	---
1981	2-1	.667	---	---
1982	5-4	.556	---	---
1983	11-3	.786	---	---
1984	5-10	.333	---	---
1985	1-11	.083	---	---
1986	5-3	.625	2-3	.400
1987	6-1	.857	5-1	.833
1988	12-2	.857	8-0	1.000
1989	10-1	.909	6-1	.857
1990	12-0	1.000	9-0	1.000
1991	15-0	1.000	7-0	1.000
1992	11-0	1.000	5-0	1.000
1993	10-2	.833	9-0	1.000
1994	9-1	.900	8-1	.889
1995	12-1	.923	9-0	1.000
1996	16-1	.941	10-0	1.000
1997	16-0	1.000	8-0	1.000
1998	15-0	1.000	8-0	1.000
1999	19-1	.950	10-0	1.000
2000	16-0	1.000	7-0	1.000
2001	15-1	.938	6-0	1.000
2002	17-1	.944	8-0	1.000
2003	15-1	.938	5-0	1.000
2004	10-4	.714	2-3	.400
2005	12-2	.857	4-1	.800
2006	17-0	1.000	5-0	1.000
2007	17-1	.944	6-0	1.000
2008	15-0	1.000	6-0	1.000
2009	16-0	1.000	4-0	1.000
2010	14-1	.933	6-0	1.000
2011	19-0	1.000	10-0	1.000
2012	15-2	.882	9-1	.900
2013	22-0	1.000	8-0	1.000
2014	12-3	.800	8-0	1.000
2015	10-6	.625	3-5	.600
2016	12-4	.750	8-2	.800
2017	14-2	.875	9-1	.900
2018	10-5	.667	6-4	.600
2019	10-3	.769	6-3	.667
2020	6-0	1.000	6-0	1.000
2021	13-0	1.000	8-0	1.000
2022	15-1	.938	9-0	1.000
2023	18-0	1.000	8-0	1.000
2024	12-1	.923	8-0	1.000
TOTAL	550-84	.867	268-26	.912

**TOP-10 CROWDS AT “THE BOX”**

#	ATT.	OPPONENT	DATE
1.	1,737	Colorado Mesa	Nov. 11, 2006
2.	1,658	MSU Denver	Dec. 2, 2023
3.	1,623	Grand Valley State	Sept. 28, 2009
4.	1,569	Abilene Christian	Nov. 14, 2009
5.	1,452	Augustana	Sept. 24, 2001
6.	1,438	Dallas Baptist	Dec. 1, 2023
7.	1,363	Dallas Baptist	Nov. 12, 2022
8.	1,350	Cameron	Nov. 13, 1999
9.	1,323	Angelo State	Sept. 30, 2022
10.	1,300	Regis	Nov. 20, 1999



**WT'S RECORD WHEN . . .****OVERALL**

Home	12-1
Away	10-0
Neutral	2-2
LSC Home	8-0
LSC Away	8-0
Playing a Ranked Opponent	9-3
Playing a Non-Ranked Opponent	2-0
Playing as a Ranked Team	24-3

**MONTH**

September	9-3
October	9-0
November	6-0
December	0-0

**DAY**

Monday	0-0
Tuesday	0-0
Wednesday	2-0
Thursday	2-1
Friday	9-2
Saturday	11-0
Sunday	0-0

**SETS**

Three-Set Matches	16-0
Four-Set Matches	6-1
Five-Set Matches	2-2

**STATISTICAL COMPARISON**

Leading in Kills	21-0
Trailing in Kills	3-3
Tied in Kills	0-0
Leading in Digs	18-1
Trailing in Digs	6-2
Tied in Digs	0-0
Leading in Blocks	18-2
Trailing in Blocks	4-0
Tied in Blocks	2-1
Leading in Attack Percentage	23-0
Trailing in Attack Percentage	0-2
Tied in Attack Percentage	1-1
Leading in Service Aces	19-1
Trailing in Service Aces	4-2
Tied in Service Aces	1-0
Hitting .400 or Better	2-0
Hitting .350 to .399	3-0
Hitting .300 to .349	6-1
Hitting .250 to .299	9-0
Hitting .200 to .249	3-0
Hitting Below .200	1-2
Opponent Hitting Below .100	5-0
Opponent Hitting .101 to .200	13-1
Opponent Hitting .201 to .300	5-1
Opponent Hitting .300 or Better	1-1

**THE LAST TIME . . .****WT AS A TEAM ...**

Won in three sets	Lubbock Christian (11/21/24)
Won in four sets	Midwestern State (11/15/24)
Won in five sets	vs. Chaminade (9/14/24)
Lost in three sets	vs. UT Tyler (9/10/22)
Lost in four sets	vs. Angelo State (9/20/24)
Lost in five sets	vs. Missouri-St. Louis (9/13/24)
Won vs. ranked opponent (home)	vs. #14 Chaminade (10/5/24)
Won vs. ranked opponent (road)	at #25 Dallas Baptist (10/18/24)
Won vs. ranked opponent (neutral)	vs. #13 Chaminade (9/14/24)
Lost vs. ranked opponent (home)	#18 Ferris State (9/5/24)
Lost vs. ranked opponent (road)	at #4 MSU Denver (9/3/22)
Lost vs. ranked opponent (neutral)	vs. #21 Angelo State (9/20/24)
Had 85+ kills	85, vs. Lubbock Christian (10/30/03)
Had 95+ kills	97, vs. Texas A&M-Kingsville (11/6/98)
Had 200+ attacks	201 vs. #8 Colorado School of Mines (12/2/21)
Hit .350-.399	.352, at UT Permian Basin (9/28/24)
Hit .400-.499	.414, vs. Sul Ross State (11/1/24)
Hit .500 or better	.554, vs. Tuskegee (9/7/19)
Had 75+ assists	78, at Texas Woman's (11/5/11)
Had 10+ aces	11, at Texas A&M Kingsville (11/11/23)
Had 15+ aces	19, vs. Texas A&M-Kingsville (9/28/89)
Had 15+ blocks	15.0, MSU Denver (12/2/23)
Had 20+ blocks	20.0, vs. Adams State (8/14/13)
Had 80+ digs	82, vs. Missouri-St. Louis (9/13/24)
Had 90+ digs	95, vs Tampa (12/8/23)
Had 100+ digs	105, at St. Mary's (10/8/21)

**A WT PLAYER HAD ...**

15 or more kills	15, Emma Becker vs. Texas Woman's (11/16/24)
20 or more kills	21, Torrey Miller vs Dallas Baptist (12/1/23)
25 or more kills	28, Torrey Miller vs. Tampa (12/8/23)
30 or more kills	33, Torrey Miller vs. MSU Denver (12/4/21)
30 or more assists	34, Ainsley Malis vs. Texas Woman's (11/16/24)
40 or more assists	45, Ainsley Malis at Texas A&M International (11/11/23)
50 or more assists	54, Sadie Snay at St. Mary's (9/28/19)
60 or more assists	60, Kamryn Hayes vs. BYU-Hawaii (12/13/13)
20 or more digs	26, Bryli Contreras vs. Texas Woman's (11/16/24)
25 or more digs	26, Bryli Contreras vs. Texas Woman's (11/16/24)
30 or more digs	34, Bryli Contreras at Southwestern Oklahoma (10/17/23)
5 or more blocks	5, Taytum Stow vs. Texas Woman's (11/16/24)
10 or more blocks	11, Carly Evetts at Texas A&M Kingsville (11/10/23)
Recorded a triple-double	Sadie Snay (12 K, 42 A, 12 D) at UT Permian Basin (11/16/19)



## 2024 DOUBLE-DIGIT EFFORTS

## DOUBLE-DOUBLE

#1 EMMA BECKER (4)  
 12 K / 14 D Central Missouri (9/6/24)  
 16 K / 13 D vs. Missouri-St. Louis (9/13/24)  
 19 K / 15 D vs. Concordia-St. Paul (9/14/24)  
 17 K / 16 D vs. Chaminade (9/14/24)

#3 KAYCEE CAVANAUGH (8)  
 13 K / 19 D Ferris State (9/5/24)  
 11 K / 11 D at Regis (9/13/24)  
 12 K / 10 D vs. Concordia-St. Paul (9/14/24)  
 14 K / 12 D vs. Chaminade (9/14/24)  
 10 K / 11 D vs. Angelo State (10/4/24)  
 15 K / 14 D at Oklahoma Christian (10/9/24)  
 12 K / 15 D at Texas A&M International (11/8/24)  
 11 K / 10 D Midwestern State (11/15/24)

#9 AINSLEY MALIS (4)  
 21 A / 11 D at Regis (9/13/24)  
 34 A / 10 D vs. Concordia-St. Paul (9/14/24)  
 23 A / 13 D vs. St. Edward's (10/25/24)  
 14 A / 10 D vs. St. Mary's (10/26/24)

#14 BLAIR MORELAND (1)  
 19 A / 11 D vs. Missouri-St. Louis (9/13/24)

#17 HANNAH PEMBERTON (2)  
 29 A / 11 D Ferris State (9/5/24)  
 17 A / 11 D Texas A&M International (9/6/24)

## 10+ KILLS

#1 EMMA BECKER (16)  
 17 Ferris State (9/5/24)  
 14 Texas A&M International (9/6/24)  
 12 Central Missouri (9/6/24)  
 16 vs. Missouri-St. Louis (9/13/24)  
 11 at Regis (9/13/24)  
 19 vs. Concordia-St. Paul (9/14/24)  
 17 vs. Chaminade (9/14/24)  
 12 vs. Angelo State (9/20/24)  
 10 vs. Angelo State (10/4/24)  
 11 vs. St. Edward's (10/25/24)  
 13 Cameron (10/30/24)  
 10 Sul Ross State (11/1/24)  
 11 at Texas A&M -Kingsville (11/9/24)  
 17 Midwestern State (11/15/24)  
 15 Texas Woman's (11/16/24)  
 10 Lubbock Christian (11/21/24)

#3 KAYCEE CAVANAUGH (11)  
 13 Ferris State (9/5/24)  
 11 at Regis (9/13/24)  
 12 vs. Concordia-St. Paul (9/14/24)  
 14 vs. Chaminade (9/14/24)  
 10 vs. Angelo State (10/4/24)  
 15 at Oklahoma Christian (10/9/24)  
 13 at Dallas Baptist (10/18/24)  
 12 at Texas A&M International (11/8/24)  
 11 Midwestern State (11/15/24)  
 13 Texas Woman's (11/16/24)  
 12 Lubbock Christian (11/21/24)

#4 TAYTUM STOW (4)  
 10 Ferris State (9/5/24)  
 11 vs. Angelo State (9/20/24)  
 12 vs. Lubbock Christian (10/5/24)  
 10 Cameron (10/30/24)

#6 CURRIE MARUSAK (11)  
 10 vs. Missouri-St. Louis (9/13/24)  
 13 at Dallas Baptist (9/21/24)  
 11 at UT Permian Basin (9/28/24)  
 15 vs. Lubbock Christian (10/5/24)  
 14 at Oklahoma Christian (10/9/24)  
 12 at Dallas Baptist (10/18/24)  
 10 at UT Tyler (10/19/24)  
 10 vs. St. Mary's (10/26/24)  
 11 Sul Ross State (11/1/24)  
 11 at Texas A&M -Kingsville (11/9/24)  
 10 Texas Woman's (11/16/24)

#10 CAMY JONES (10)  
 11 Ferris State (9/5/24)  
 14 vs. Missouri-St. Louis (9/13/24)  
 13 vs. Concordia-St. Paul (9/14/24)  
 11 vs. Chaminade (9/14/24)  
 11 vs. Angelo State (9/20/24)  
 12 at Western New Mexico (9/26/24)  
 13 at UT Tyler (10/19/24)  
 11 vs. St. Edward's (10/25/24)  
 12 Cameron (10/30/24)  
 12 at Texas A&M -Kingsville (11/9/24)

#19 ANGELINA OLIVER (2)  
 10 Central Missouri (9/6/24)  
 13 at Regis (9/14/24)

## 10+ DIGS

#1 EMMA BECKER (4)  
 14 Central Missouri (9/6/24)  
 13 vs. Missouri-St. Louis (9/13/24)  
 15 vs. Concordia-St. Paul (9/14/24)  
 16 vs. Chaminade (9/14/24)

#3 KAYCEE CAVANAUGH (12)  
 19 Ferris State (9/5/24)  
 11 Central Missouri (9/6/24)  
 12 vs. Concordia-St. Paul (9/14/24)  
 12 vs. Chaminade (9/14/24)  
 11 vs. Angelo State (10/4/24)  
 14 at Oklahoma Christian (10/9/24)  
 13 at UT Tyler (10/19/24)  
 10 vs. St. Mary's (10/26/24)  
 14 Cameron (10/30/24)  
 13 Sul Ross State (11/1/24)  
 15 at Texas A&M International (11/8/24)  
 10 Midwestern State (11/15/24)

#6 CURRIE MARUSAK (1)  
 10 Cameron (10/30/24)

#9 AINSLEY MALIS (4)  
 11 at Regis (9/13/24)  
 10 vs. Concordia-St. Paul (9/14/24)  
 13 vs. St. Edward's (10/25/24)  
 10 vs. St. Mary's (10/26/24)

#14 BLAIR MORELAND (1)  
 11 vs. Missouri-St. Louis (9/13/24)

#15 BRYLI CONTRERAS (22)  
 26 Ferris State (9/5/24)  
 10 Texas A&M International (9/6/24)  
 17 Central Missouri (9/6/24)  
 33 vs. Missouri-St. Louis (9/13/24)  
 17 at Regis (9/13/24)  
 24 vs. Concordia-St. Paul (9/14/24)  
 21 vs. Chaminade (9/14/24)  
 15 vs. Angelo State (9/20/24)  
 13 at Dallas Baptist (9/21/24)  
 12 at Western New Mexico (9/26/24)  
 16 at UT Permian Basin (9/28/24)  
 11 vs. Lubbock Christian (10/5/24)  
 21 at Oklahoma Christian (10/9/24)  
 11 at Dallas Baptist (10/18/24)  
 29 at UT Tyler (10/19/24)  
 12 vs. St. Mary's (10/26/24)  
 11 Cameron (10/30/24)  
 18 Sul Ross State (11/1/24)  
 19 at Texas A&M -Kingsville (11/9/24)  
 22 Midwestern State (11/15/24)  
 26 Texas Woman's (11/16/24)  
 18 Lubbock Christian (11/21/24)

#17 HANNAH PEMBERTON (2)  
 11 Ferris State (9/5/24)  
 11 Texas A&M International (9/6/24)

#21 GETSEMANI CARRASCO (2)  
 13 at Oklahoma Christian (10/9/24)  
 10 Lubbock Christian (11/21/24)



**PRODUCTION TRACKER**

**KILLS**

10+ Kills	'20	'21	'22	'23	'24	Car
Becker	-	-	6	18	16	40
Cavanaugh	-	-	-	-	11	11
Stow	-	-	5	7	4	16
Marusak	-	-	-	-	11	11
Jones	0	6	2	4	10	122
Wright	0	0	0	10	0	10
Oliver	-	-	0	0	2	2

15+ Kills	'20	'21	'22	'23	'24	Car
Becker	-	-	1	7	6	14
Cavanaugh	-	-	-	-	1	1
Marusak	-	-	-	-	1	1
Jones	0	1	0	0	0	1
Wright	-	-	-	3	0	3

20+ Kills	'20	'21	'22	'23	'24	Car
Becker	-	-	0	1	0	1

**BLOCKS**

5+ Blocks	'20	'21	'22	'23	'24	Car
Becker	-	-	3	4	0	7
Stow	-	-	13	14	14	41
Jones	0	2	2	1	2	7
Oliver	-	-	0	0	2	2

10+ Blocks	'20	'21	'22	'23	'24	Car
Stow	-	-	1	1	0	2

**ASSISTS**

10+ Assists	'20	'21	'22	'23	'24	Car
Malis	-	-	33	37	25	95
Moreland	-	27	37	36	7	107
Contreras	-	-	0	2	0	2
Pemberton	-	-	-	-	19	19

20+ Assists	'20	'21	'22	'23	'24	Car
Malis	-	-	13	22	17	52
Moreland	-	12	17	7	2	38
Pemberton	-	-	-	-	4	4

30+ Assists	'20	'21	'22	'23	'24	Car
Malis	-	-	0	6	5	11
Moreland	-	5	2	0	0	7

40+ Assists	'20	'21	'22	'23	'24	Car
Malis	-	-	0	2	0	2

**DIGS**

10+ Digs	'20	'21	'22	'23	'24	Car
Becker	-	-	0	1	4	5
Cavanaugh	-	-	-	-	11	11
Marusak	-	-	-	-	1	1
Malis	-	-	8	7	4	19
Moreland	-	4	1	2	1	8
Contreras	-	-	17	34	22	73
Pemberton	-	-	-	-	2	2
Carrasco	-	-	-	-	2	2

20+ Digs	'20	'21	'22	'23	'24	Car
Contreras	-	-	3	11	8	22

30+ Digs	'20	'21	'22	'23	'24	Car
Contreras	-	-	1	1	1	3

**ACES**

5+ Aces	'20	'21	'22	'23	'24	Car
Contreras	-	-	0	1	1	2

**DOUBLE-DOUBLES**

	'20	'21	'22	'23	'24	Car
Becker	-	-	0	1	4	5
Cavanaugh	-	-	-	-	8	8
Malis	-	-	8	7	4	19
Moreland	-	4	1	2	1	8
Contreras	-	-	0	2	0	2
Pemberton	-	-	-	-	2	2

**CAREER MILESTONE TRACKER**

**KILLS**

400+	'20	'21	'22	'23	'24	Car
Wright	58*	301*	278*	250	14	901
Becker	-	-	224	386	276	886
Jones	28	223	181	209	228	869
Stow	-	-	218	223	168	610

**BLOCKS**

200+	'20	'21	'22	'23	'24	Car
Stow	-	-	146	160	119	425
Jones	5	58	64	58	49	234

**ASSISTS**

2,000+	'20	'21	'22	'23	'24	Car
Malis	383*	559*	658	851	562	3013
Moreland	-	567	722	600	152	2041

**DIGS**

500+	'20	'21	'22	'23	'24	Car
Carrasco	401*	757*	467*	575*	87	2287
Contreras	118*	196*	342	660	440	1756
Malis	118*	189*	246	266	163	983
Moreland	-	167	202	174	33	576

**ACES**

50+	'20	'21	'22	'23	'24	Car
Contreras	23*	19*	35	40	33	150
Malis	10*	13*	27	28	18	96
Carrasco	15*	31*	22*	13*	10	91
Moreland	-	20	24	12	5	61

\* Prior to WT



## STARTING LINEUPS

DATE	OPPONENT	OH	RS/OH/DS	OH/MB/DS	MB	DS/OH	SET	L
9/5	Ferris State	Becker	Cavanaugh	McClintock	Stow	Wright	Malis	Contreras
9/6	Texas A&M International	Becker	Cavanaugh	Oliver	Stow	Jones	Pemberton	Contreras
9/6	Central Missouri	Becker	Cavanaugh	Oliver	Stow	Jones	Pemberton	Contreras
9/7	West Virginia State	Becker	Cavanaugh	Oliver	Stow	Jones	Pemberton	Contreras
9/13	vs. Missouri-St. Louis	Becker	Cavanaugh	Oliver	Stow	Jones	Pemberton	Contreras
9/13	at Regis	Becker	Cavanaugh	Oliver	Stow	Jones	Malis	Contreras
9/14	vs. Concordia-St. Paul	Becker	Cavanaugh	Oliver	Stow	Jones	Malis	Contreras
9/14	vs. Chaminade	Becker	Cavanaugh	Oliver	Stow	Jones	Malis	Contreras
9/20	vs. Angelo State	Becker	Cavanaugh	Oliver	Stow	Jones	Malis	Contreras
9/21	at DBU	Becker	Cavanaugh	Oliver	Stow	Jones	Malis	Contreras
9/26	at Western New Mexico	Becker	Cavanaugh	Oliver	Stow	Marusak	Malis	Contreras
9/28	at UT Permian Basin	Becker	Cavanaugh	Oliver	Stow	Marusak	Malis	Contreras
10/4	Angelo State	Becker	Cavanaugh	Oliver	Stow	Marusak	Malis	Contreras
10/5	Lubbock Christian	Becker	Cavanaugh	Oliver	Stow	Marusak	Malis	Contreras
10/9	at Oklahoma Christian	Becker	Cavanaugh	Oliver	Stow	Marusak	Malis	Contreras
10/12	at Eastern New Mexico	Becker	Cavanaugh	Oliver	Stow	Marusak	Malis	Contreras
10/18	at DBU	Becker	Cavanaugh	Oliver	Stow	Marusak	Malis	Contreras
10/19	at UT Tyler	Becker	Cavanaugh	Oliver	Stow	Marusak	Malis	Contreras
10/25	St. Edward's	Becker	Cavanaugh	Oliver	Stow	Marusak	Malis	Contreras
10/26	St. Mary's	Becker	Cavanaugh	Oliver	Stow	Marusak	Malis	Contreras
10/30	Cameron	Becker	Cavanaugh	Oliver	Stow	Marusak	Malis	Contreras
11/1	Sul Ross State	Becker	Cavanaugh	Oliver	Stow	Marusak	Malis	Contreras
11/8	at Texas A&M International	Becker	Cavanaugh	Oliver	Stow	Marusak	Malis	Contreras
11/9	at Texas A&M-Kingsville	Becker	Cavanaugh	Oliver	Stow	Marusak	Malis	Contreras
11/15	Midwestern State	Becker	Cavanaugh	Oliver	Stow	Marusak	Malis	Contreras
11/16	Texas Woman's	Becker	Cavanaugh	Oliver	Stow	Marusak	Malis	Contreras
11/21	Lubbock Christian	Becker	Cavanaugh	Oliver	Stow	Marusak	Malis	Contreras

## MATCH-BY-MATCH LEADERS

DATE	OPPONENT	KILLS	ASSISTS	ACES	DIGS	BLOCKS	POINTS
9/5	Ferris State	Becker (17)	Pemberton (29)	3 Players (2)	Contreras (26)	2 Players (6)	Becker (19.0)
9/6	Texas A&M International	Becker (14)	Malis (19)	2 Players (3)	Pemberton (11)	Stow (7)	Becker (16.0)
9/6	Central Missouri	Becker (12)	Pemberton (23)	Oliver (3)	Contreras (17)	2 Players (3)	Oliver (14.0)
9/7	West Virginia State	Oliver (9)	Moreland (15)	Moreland (2)	Contreras (9)	Oliver (6)	Oliver (13.5)
9/13	vs. Missouri-St. Louis	Becker (16)	Moreland (19)	3 Players (1)	Contreras (33)	Stown (5)	Becker (18.0)
9/13	at Regis	Oliver (13)	Moreland (23)	Contreras (4)	Contreras (17)	Stow (3)	2 Players (14.0)
9/14	vs. Concordia-St. Paul	Becker (19)	Malis (34)	2 Players (1)	Contreras (24)	Stow (6)	Becker (21.0)
9/14	vs. Chaminade	Becker (17)	Malis (27)	Contreras (2)	Contreras (21)	3 Players (4)	Becker (18.0)
9/20	vs. Angelo State	Becker (12)	Malis (29)	Becker (1)	Contreras (15)	Stow (5)	Stow (14.0)
9/21	at DBU	Marusak (13)	Malis (19)	Contreras (3)	Contreras (13)	Stow (7)	Marusak (16.5)
9/26	at Western New Mexico	Jones (12)	Malis (17)	Wright (2)	Contreras (12)	Stow (3)	Jones (12.5)
9/28	at UT Permian Basin	Murasak (11)	Malis (28)	Oliver (3)	Contreras (16)	2 Players (3)	Marusak (12.0)
10/4	Angelo State	2 Players (10)	Malis (25)	2 Players (1)	Cavanaugh (11)	Stow (4)	Becker (11.5)
10/5	Lubbock Christian	Marusak (15)	Malis (22)	Cavanaugh (3)	Contreras (11)	Stow (8)	Stow (17.0)
10/9	at Oklahoma Christian	Cavanaugh (15)	Malis (26)	4 Players (1)	Contreras (21)	Stow (5)	Cavanaugh (16.0)
10/12	at Eastern New Mexico	Jones (8)	Malis (17)	Contreras (5)	Carrasco (9)	Stow (4)	Stow (10.0)
10/18	at DBU	Cavanaugh (13)	Malis (20)	Carrasco (2)	Contreras (11)	Stow (2)	Cavanaugh (15.0)
10/19	at UT Tyler	Jones (13)	Malis (20)	Malis (3)	Contreras (29)	Jones (5)	Jones (18.0)
10/25	St. Edward's	2 Players (11)	Malis (23)	Marusak (2)	Malis (13)	Stow (3)	2 Players (12.0)
10/26	St. Mary's	Marusak (10)	Malis (14)	3 Players (2)	Contreras (12)	Stow (5)	Marusak (10.5)
10/30	Cameron	Becker (13)	Malis (22)	Cavanaugh (2)	Cavanaugh (14)	2 Players (2)	Becker (13.5)
11/1	Sul Ross State	Marusak (11)	Malis (17)	Contreras (4)	Contreras (18)	2 Players (4)	Marusak (12.5)
11/8	at Texas A&M International	Cavanaugh (12)	Malis (21)	3 Players (1)	Cavanaugh (15)	Stow (5)	Cavanaugh (14.5)
11/9	at Texas A&M-Kingsville	Jones (12)	Malis (25)	Carrasco (2)	Contreras (19)	Stow (6)	2 Players (13.0)
11/15	Midwestern State	Becker (17)	Malis (27)	2 Players (2)	Contreras (22)	Stow (6)	Becker (19.5)
11/16	Texas Woman's	Becker (15)	Malis (34)	Cavanaugh (3)	Contreras (26)	Stow (5)	Cavanaugh (17.0)
11/21	Lubbock Christian	Cavanaugh (12)	Pemberton (23)	2 Players (2)	Contreras (18)	Stow (6)	Cavanaugh (12.5)



LADY BUFFS IN THE NCAA STATISTICAL RANKINGS (THRU NOV. 20)

Statistic	National Rank	Conference Rank	Value	National Leader	Value	Conference Leader	Value
Aces Per Set (275 ranked)	216	8	1.43	Shaw	2.81	St. Edward's	1.79
Assists Per Set (275 ranked)	26	6	12.76	Neb.-Kearney	14.10	Angelo St.	13.73
Blocks Per Set (275 ranked)	33	2	2.32	Regis (CO)	2.96	Tex. Permian Basin	2.40
Digs Per Set (275 ranked)	185	12	14.61	Mars Hill	20.65	Texas Woman's	17.81
Hitting Percentage (273 ranked)	6	1	0.279	Ferris St.	0.308	West Tex. A&M	0.279
Kills Per Set (275 ranked)	23	3	14.01	St. Cloud St.	15.06	Angelo St.	14.55
Match W-L Pctg. (274 ranked)	12	2	0.885	Ferris St.	1.000	Angelo St.	0.926
Opp Hitting Percentage (275 ranked)	96	3	0.174	Fort Valley St.	0.099	Tex. Permian Basin	0.153
Team Assists (275 ranked)	101	9	1,187	Southwest Minn. St.	1,473	Texas Woman's	1,372
Team Attacks Per Set (275 ranked)	200	16	34.25	Northwest Mo. St.	41.90	Midwestern St.	38.90
Team Digs (275 ranked)	219	16	1,359	Fairmont St.	2,203	Texas Woman's	1,906
Team Kills (275 ranked)	90	8	1,303	Fairmont St.	1,562	Texas Woman's	1,511
Team Service Aces (275 ranked)	227	8	133	Shaw	298	Okla. Christian	180
Team Total Attacks (275 ranked)	223	16	3,185	Southwest Baptist	4,695	Okla. Christian	4,092
Team Total Blocks (275 ranked)	59	3	216.0	Regis (CO)	302.0	Okla. Christian	250.5

Statistic	Player	National Rank	Conference Rank	Value	National Leader	Value	Conference Leader	Value
Aces Per Set (297 ranked)	Bryli Contreras	282	9	0.35	Kinga Michalska, Eckerd	0.68	Elisa Carli, Tex. A&M-Kingsville	0.44
Assists Per Set (294 ranked)	Ainsley Malis	149	11	6.41	Teagan Starkey, Concordia-St. Paul	12.58	Adeline Ortman, Angelo St.	11.56
	Hannah Pemberton	247	18	4.87				
Attacks Per Set (293 ranked)					Cassidy Snider, Clarion	13.66	Delaney Fuller, DBU	12.18
Blocks Per Set (300 ranked)	Taytum Stow	21	1	1.28	Hannah Hair, Seattle Pacific	1.55	Taytum Stow, West Tex. A&M	1.28
Digs Per Set (297 ranked)	Bryli Contreras	69	6	4.54	Alyssa Groves, Post	6.95	Alyssa Koehl, St. Mary's (TX)	5.37
Hitting Percentage (300 ranked)	Taytum Stow	48	4	0.353	Sydney Morland, Wingate	0.450	Ayanna Jackson, Tex. A&M-Kingsville	0.428
	Angelina Oliver	58	6	0.345				
	Emma Becker	172	16	0.293				
	Camy Jones	211	20	0.281				
	Currie Marusak	220	21	0.275				
Kills Per Set (300 ranked)	Emma Becker	186	18	3.02	Cassidy Snider, Clarion	5.37	Delaney Fuller, DBU	4.64
Points Per Set (300 ranked)	Emma Becker	248	19	3.35	Emily Elliott, Cal State LA	6.11	Delaney Fuller, DBU	5.18
Service Aces (284 ranked)	Bryli Contreras	284	9	33	Jannice Lynch, Bluefield St.	73	Elisa Carli, Tex. A&M-Kingsville Alicia Virthe, St. Mary's (TX)	43 43
Total Assists (298 ranked)	Ainsley Malis	180	12	545	Teagan Starkey, Concordia-St. Paul	1,296	Kayton Genenbacher, Lubbock Christian	1,137
Total Attacks (299 ranked)					Cassidy Snider, Clarion	1,448	Delaney Fuller, DBU	1,194
Total Blocks (289 ranked)	Taytum Stow	31	1	118	Hannah Hair, Seattle Pacific	153	Taytum Stow, West Tex. A&M	118
Total Digs (300 ranked)	Bryli Contreras	88	7	422	Alyssa Groves, Post	778	Alyssa Koehl, St. Mary's (TX)	548
Total Kills (300 ranked)	Emma Becker	218	15	281	Cassidy Snider, Clarion	569	Delaney Fuller, DBU	455
Triple Doubles (12 ranked)					Jordyn Gates, Grand Valley St.	11	Eimaya Medina, Western N.M. Rylan Pollard, Tex. A&M-Kingsville	1 1



#1 | EMMA BECKER

OH | 5-9 | JR. | LIBERTY HILL, TEXAS | LIBERTY HILL HS



2024 SEASON HIGHS

Kills:	19, vs. Concordia-St. Paul (9/14/24)
Attempts:	50, vs. Chaminade (9/14/24)
Hitting %:	.591, Cameron (10/30/24)
Assists:	3, Ferris State (9/5/24)
Aces:	2, Ferris State (9/5/24)
Digs:	16, vs. Chaminade (9/14/24)
Block Solo:	1, (4x), Midwestern State (11/15/24)
Block Assists:	4, (2x), St. Mary's (10/26/24)

CAREER HIGHS

Kills:	23, at Southwestern Oklahoma St. (10/17/23)
Attempts:	50, (2x), vs. Chaminade (9/14/24)
Hitting %:	.733, at St. Edward's (9/23/22)
Assists:	3, Ferris State (9/5/24)
Aces:	2, Ferris State (9/5/24)
Digs:	16, vs. Chaminade (9/14/24)
Block Solo:	1, (5x), Midwestern State (11/15/24)
Block Assists:	6, at DBU (9/22/23)

CAREER HISTORY

ACCOLADES

NCAA National Champion (2022)  
 NCAA National Runner-Up (2023)  
 NCAA Division II All-Tournament Team (2023)  
 AVCA All-American Honorable Mention (2023)  
 AVCA First-Team All-Region (2023)  
 LSC First-Team All-Conference (2023)  
 LSC Honorable Mention (2022)

2023:

Led the Lady Buffs to the National Championship Tournament and earned the National Runner-Up title for the 2023 season... Appeared in 134 sets, totaling 37 matches... Averaged 2.88 kills per set and had a total of 386 kills for the season with a .302 hitting percentage holding the second highest kills on the team... Had a season high and career kills of 23 kills vs. Southwestern Oklahoma (10/17). On the defensive side, earned a total of 87 block assists, averaged .67 blocks per set, and had a total of 90 blocks for the season... Reached another season high stat of 7 blocks vs. DBU (12/01)... Averaged .81 digs per set and had 108 total digs for the season... Earned All-American honors, First-Team All-Region and First-Team All-Conference...

2022:

Helped lead the Lady Buffs to their fourth National Championship... appeared in 112 sets totaling 36 matches...Tallied 224 kills averaging 2.0 kills per set for a .280 hitting percentage including a season high 17 kills vs. Eastern New Mexico (10/22)...Totaled 70 digs on the season with 51 block assists and had a season-high five block assists on three separate occasions vs UT Tyler (9/17), TAMU International (11/5), Wingate (12/1)...

Liberty Hill High School:

Becker came to Canyon from Liberty Hill High School in Liberty Hill, Texas where she played on the outside for the Panthers... Becker was a two-time All-District honoree while also earning Academic All-District honors for her performance in the classroom... She was named to the 2021 American Volleyball Coaches Association (AVCA) All-American watchlist...

Personal:

Emma is the daughter of Rose and Chris Becker and has one sister, Kylee.

MATCH-BY-MATCH STATISTICS

Date	Opponent	SP	Attack				Set			Serve			Recept			Blocking				Team					
			K	E	TA	PCT	A	TA	PCT	SA	SE	TA	PCT	RE	TA	PCT	DIG	BS	BA	BE	TOTAL	BHE	POINTS	HIT%	SCORE
09/05/2024	Ferris St.	*5	17	3	46	.304	3	5	.600	2	2	21	.905	2	32	.938	9	0	0	0	0.0	0	19.0	.191	2-3
09/06/2024	Tex. A&M Int'l	*3	14	1	24	.542	0	3	.000	1	1	8	.875	0	21	1.000	6	0	2	0	2.0	0	16.0	.284	3-0
09/06/2024	Central Mo.	*4	12	5	32	.219	1	4	.250	0	0	12	1.000	4	35	.886	14	0	2	0	0.0	0	12.0	.175	3-1
09/07/2024	West Virginia St.	*3	8	1	19	.368	0	0	.000	1	2	11	.818	0	7	1.000	7	0	2	0	2.0	0	10.0	.372	3-0
09/13/2024	vs Mo.-St. Louis	*5	16	7	44	.205	0	5	.000	0	3	16	.813	3	23	.870	13	1	2	0	3.0	0	18.0	.173	2-3
09/13/2024	at Regis (CO)	*4	11	6	29	.172	0	5	.000	0	1	17	.941	1	23	.957	9	0	1	1	1.0	0	11.5	.233	3-1
09/14/2024	vs Concordia-St. Paul	*5	19	10	47	.191	0	6	.000	0	0	12	1.000	2	24	.917	15	0	4	0	4.0	0	21.0	.226	3-2
09/14/2024	vs Chaminade	*5	17	6	50	.220	0	6	.000	1	2	21	.905	1	30	.967	16	0	1	0	0.0	0	18.0	.272	3-2
09/20/2024	vs Angelo St.	*4	12	4	38	.211	0	2	.000	1	3	16	.813	0	23	1.000	4	0	1	1	1.0	0	13.5	.315	1-3
09/21/2024	at DBU	*4	7	4	28	.107	0	4	.000	0	0	2	1.000	0	4	1.000	3	0	0	0	0.0	0	7.0	.225	3-1
09/26/2024	at Western N.M.	*3	8	4	17	.235	0	2	.000	0	0	0	.000	0	0	.000	1	0	1	0	1.0	0	8.5	.371	3-0
09/28/2024	at Tex. Permian Basin	*3	9	2	18	.389	0	0	.000	0	0	0	.000	0	2	1.000	2	1	0	0	1.0	0	10.0	.352	3-0
10/04/2024	Angelo St.	*3	10	1	16	.563	0	1	.000	0	0	2	1.000	0	0	.000	1	0	3	0	3.0	0	11.5	.333	3-0
10/05/2024	Lubbock Christian	*3	4	2	18	.111	0	2	.000	0	0	2	1.000	0	0	.000	1	0	3	0	3.0	0	5.5	.250	3-0
10/09/2024	at Okla. Christian	*4	9	3	19	.316	0	1	.000	0	0	0	.000	0	0	.000	2	0	3	0	3.0	0	10.5	.324	3-1
10/12/2024	at Eastern N.M.	*3	4	3	11	.091	0	1	.000	0	0	0	.000	0	0	.000	1	0	2	0	2.0	0	5.0	.320	3-0
10/18/2024	at DBU	*3	8	1	15	.467	0	5	.000	0	0	2	1.000	0	0	.000	2	1	1	0	2.0	0	9.5	.402	3-0
10/19/2024	at UT Tyler	*3	6	3	21	.143	0	1	.000	0	0	2	1.000	0	0	.000	0	0	2	0	2.0	0	7.0	.212	3-0
10/25/2024	St. Edward's	*3	11	1	24	.417	1	4	.250	0	0	0	.000	0	0	.000	4	0	2	0	2.0	0	12.0	.330	3-0
10/26/2024	St. Mary's (TX)	*3	8	3	18	.278	0	1	.000	0	0	0	.000	0	0	.000	1	0	4	0	4.0	0	10.0	.273	3-0
10/30/2024	Cameron	*3	13	0	22	.591	0	2	.000	0	0	0	.000	0	0	.000	4	0	1	0	1.0	0	13.5	.321	3-0
11/01/2024	Sul Ross St.	*3	10	2	17	.471	0	2	.000	0	0	0	.000	0	0	.000	1	0	2	0	2.0	0	11.0	.414	3-0
11/08/2024	at Tex. A&M Int'l	*3	5	0	14	.357	0	6	.000	0	0	2	1.000	0	0	.000	2	0	1	0	1.0	0	5.5	.264	3-0
11/09/2024	at Tex. A&M-Kingsville	*4	11	5	30	.200	0	0	.000	0	1	2	.500	0	0	.000	3	0	1	1	1.0	0	11.5	.283	3-1
11/15/2024	Midwestern St.	*4	17	4	28	.464	0	3	.000	0	0	0	.000	0	0	.000	2	1	3	0	4.0	0	19.5	.284	3-1
11/16/2024	Texas Woman's	*3	15	3	27	.444	0	0	.000	0	0	3	1.000	0	0	.000	1	0	1	0	1.0	0	15.5	.333	3-0
11/21/2024	Lubbock Christian	*3	10	3	22	.318	0	1	.000	0	0	0	.000	0	0	.000	0	0	3	0	3.0	0	11.5	.274	3-0
<b>Totals</b>			<b>96</b>	<b>291</b>	<b>87</b>	<b>694</b>	<b>.294</b>	<b>5</b>	<b>72</b>	<b>.069</b>	<b>6</b>	<b>15</b>	<b>151</b>	<b>.901</b>	<b>13</b>	<b>224</b>	<b>.942</b>	<b>124</b>	<b>4</b>	<b>45</b>	<b>6</b>	<b>49.0</b>	<b>0</b>	<b>323.5</b>	

Player Averages

Sets Played	Kills per set	Assists per set	Service aces per set	Digs per set	Blocks per set	Points per set
96	3.03	0.05	0.06	1.29	0.51	3.37

CAREER STATISTICS

Season	SP	MP	K	K/S	E	TA	Pct	A	A/S	SA	SA/S	SE	DIG	D/S	RE	BS	BA	TB	B/S	BE	BHE	Points	Pts/S
2022	112	36	224	2.00	73	539	.280	14	0.13	0	0	0	70	0.63	1	2	51	53.0	0.47	4	0	251.5	2.25
2023	134	37	386	2.88	112	908	.302	8	0.06	1	0.01	2	108	0.81	0	3	87	90.0	0.67	14	0	433.5	3.24
2024	96	27	291	3.03	87	694	0.294	5	0.05	6	0.06	15	124	1.29	13	4	45	49.0	0.51	6	0	323.5	3.37
	342	100	901	2.63	272	2141	0.294	27	0.08	7	0.02	17	302	0.88	14	9	183	192.0	0.56	24	0	1008.5	2.95





#3 | KAYCEE CAVANAUGH

OH/DS | 5-5 | FR. | TROY, TEXAS | TROY HS



2024 SEASON HIGHS

Kills:	15, at Oklahoma Christian (10/9/24)
Attempts:	33, Ferris State (9/5/24)
Hitting %:	.478, at Texas A&M International (11/8/24)
Assists:	2, (2x), Lubbock Christian (10/5/24)
Aces:	3, (3x), Midwestern State (11/15/24)
Digs:	19, Ferris State (9/5/24)
Block Solo:	2, at UT Permian Basin (9/28/24)
Block Assists:	3, (3x), Lubbock Christian (10/5/24)

CAREER HIGHS

Kills:	15, at Oklahoma Christian (10/9/24)
Attempts:	33, Ferris State (9/5/24)
Hitting %:	.478, at Texas A&M International (11/8/24)
Assists:	2, (2x), Lubbock Christian (10/5/24)
Aces:	3, (3x), Midwestern State (11/15/24)
Digs:	19, Ferris State (9/5/24)
Block Solo:	2, at UT Permian Basin (9/28/24)
Block Assists:	3, (3x), Lubbock Christian (10/5/24)

CAREER HISTORY

Troy High School:

Joins the Lady Buffs following a standout prep career at Troy High School... Played on the outside and in the back row for the Trojans under head coach Kailey Mahlock... AVCA All-America Watch List during her senior season... District 19-3A Most Valuable Player and a THSCA All-State honoree... Led the Trojans to the District 19-3A Championship as a senior... AVCA Phenom Watch List as a junior... District 19-3A Most Valuable Player of the Year as a junior...

Personal:

Kaycee is the daughter of Kevin and Jody Cavanaugh and she has two siblings, Kailey and Cameron...

MATCH-BY-MATCH STATISTICS

Date	Opponent	SP	Attack				Set			Serve				Recept			Blocking				Team				
			K	E	TA	PCT	A	TA	PCT	SA	SE	TA	PCT	RE	TA	PCT	DIG	BS	BA	BE	TOTAL	BHE	POINTS	HIT%	SCORE
09/05/2024	Ferris St.	*5	13	5	33	.242	0	5	.000	0	1	20	.950	0	32	1.000	19	0	2	0	2.0	0	14.0	.191	2-3
09/06/2024	Tex. A&M Int'l	*3	7	6	15	.067	0	4	.000	3	2	19	.895	0	18	1.000	7	0	1	0	1.0	0	10.5	.284	3-0
09/06/2024	Central Mo.	*4	7	6	31	.032	0	3	.000	2	0	20	1.000	1	25	.960	11	0	3	0	3.0	0	10.5	.175	3-1
09/07/2024	West Virginia St.	*3	4	1	8	.375	0	3	.000	0	2	18	.889	0	16	1.000	4	0	1	0	1.0	0	4.5	.372	3-0
09/13/2024	vs Mo.-St. Louis	*5	7	3	21	.190	0	8	.000	1	0	16	1.000	1	46	.978	9	0	0	0	0.0	0	8.0	.173	2-3
09/13/2024	at Regis (CO)	*4	11	7	28	.143	0	2	.000	2	2	17	.882	0	23	1.000	11	1	0	0	1.0	0	14.0	.233	3-1
09/14/2024	vs Concordia-St. Paul	*5	12	3	22	.409	1	7	.143	1	1	22	.955	3	45	.933	12	0	1	0	1.0	0	13.5	.226	3-2
09/14/2024	vs Chaminade	*5	14	5	30	.300	0	3	.000	1	1	17	.941	1	34	.971	12	0	2	0	2.0	0	16.0	.272	3-2
09/20/2024	vs Angelo St.	*4	7	2	20	.250	1	4	.250	0	1	19	.947	0	28	1.000	8	0	3	0	3.0	0	8.5	.315	1-3
09/21/2024	at DBU	*4	9	1	21	.381	0	5	.000	0	3	22	.864	0	30	1.000	8	1	0	0	1.0	0	10.0	.225	3-1
09/26/2024	at Western N.M.	*2	1	1	7	.000	2	7	.286	0	1	11	.909	0	12	1.000	7	0	1	0	1.0	0	1.5	.371	3-0
09/28/2024	at Tex. Permian Basin	*3	7	2	22	.227	1	1	1.000	0	1	11	.909	0	20	1.000	9	2	1	0	3.0	0	9.5	.352	3-0
10/04/2024	Angelo St.	*3	10	4	26	.231	0	0	.000	1	0	13	1.000	0	26	1.000	11	0	0	0	0.0	0	11.0	.333	3-0
10/05/2024	Lubbock Christian	*3	6	6	22	.000	2	3	.667	3	0	18	1.000	1	20	.950	4	0	3	0	3.0	0	10.5	.250	3-0
10/09/2024	at Okla. Christian	*4	15	3	30	.400	0	1	.000	0	2	18	.889	1	39	.974	14	0	2	0	2.0	0	16.0	.324	3-1
10/12/2024	at Eastern N.M.	*3	5	1	15	.267	0	1	.000	0	0	9	1.000	0	11	1.000	4	0	2	0	2.0	0	6.0	.320	3-0
10/18/2024	at DBU	*3	13	3	27	.370	0	5	.000	1	2	17	.882	0	24	1.000	6	1	0	0	1.0	0	15.0	.402	3-0
10/19/2024	at UT Tyler	*3	9	4	24	.208	0	0	.000	0	1	10	.900	2	27	.926	13	1	0	0	1.0	0	10.0	.212	3-0
10/25/2024	St. Edward's	*3	4	3	14	.071	0	2	.000	0	0	9	1.000	2	19	.895	5	0	0	0	0.0	0	4.0	.330	3-0
10/26/2024	St. Mary's (TX)	*3	5	2	11	.273	0	2	.000	1	1	13	.923	2	20	.900	10	0	1	0	1.0	0	6.5	.273	3-0
10/30/2024	Cameron	*3	4	5	12	-.083	1	3	.333	2	0	22	1.000	0	17	1.000	14	0	1	0	1.0	0	6.5	.321	3-0
11/01/2024	Sul Ross St.	*3	6	3	10	.300	0	0	.000	1	1	18	.944	0	17	1.000	13	0	0	0	0.0	0	7.0	.414	3-0
11/08/2024	at Tex. A&M Int'l	*3	12	1	23	.478	0	6	.000	1	0	10	1.000	0	26	1.000	15	0	3	0	3.0	1	14.5	.264	3-0
11/09/2024	at Tex. A&M-Kingsville	*4	11	4	22	.318	1	3	.333	0	1	19	.947	0	25	1.000	9	0	2	0	2.0	0	12.0	.283	3-1
11/15/2024	Midwestern St.	*4	11	1	23	.435	0	1	.000	1	2	19	.895	0	24	1.000	10	0	0	0	0.0	0	12.0	.284	3-1
11/16/2024	Texas Woman's	*3	13	3	30	.333	0	4	.000	3	0	16	1.000	0	20	1.000	1	0	2	0	2.0	0	17.0	.333	3-0
11/21/2024	Lubbock Christian	*3	12	1	28	.393	1	2	.500	0	2	13	.846	0	20	1.000	8	0	1	0	1.0	0	12.5	.274	3-0
<b>Totals</b>			<b>95</b>	<b>235</b>	<b>86</b>	<b>575</b>	<b>.259</b>	<b>10</b>	<b>85</b>	<b>.118</b>	<b>24</b>	<b>27</b>	<b>436</b>	<b>.938</b>	<b>14</b>	<b>664</b>	<b>.979</b>	<b>254</b>	<b>6</b>	<b>32</b>	<b>0</b>	<b>38.0</b>	<b>1</b>	<b>281.0</b>	

Player Averages

Sets Played	Kills per set	Assists per set	Service aces per set	Digs per set	Blocks per set	Points per set
95	2.47	0.11	0.25	2.67	0.40	2.96

CAREER STATISTICS

Season	SP	MP	K	K/S	E	TA	Pct	A	A/S	SA	SA/S	SE	DIG	D/S	RE	BS	BA	TB	B/S	BE	BHE	Points	Pts/S
2024	95	27	235	2.47	86	575	0.259	10	0.11	24	0.25	27	254	2.67	14	6	32	38.0	0.40	0	1	281.0	2.96
	95	27	235	2.47	86	575	0.259	10	0.11	24	0.25	27	254	2.67	14	6	32	38.0	0.40	0	1	281.0	2.96



#4 | TAYTUM STOW

MB | 6-3 | JR. | HEREFORD, TEXAS | HEREFORD HS



2024 SEASON HIGHS

Kills:	12, Lubbock Christian (10/5/24)
Attempts:	26, Ferris State (9/5/24)
Hitting %:	.750, at Dallas Baptist (10/18/24)
Assists:	2, at Oklahoma Christian (10/9/24)
Aces:	--, --
Digs:	4, at Oklahoma Christian (10/9/24)
Block Solo:	4, Midwestern State (11/15/24)
Block Assists:	6, (3x), Lubbock Christian (10/5/24)

CAREER HIGHS

Kills:	13, vs. Missouri-St. Louis (12/2/22)
Attempts:	29, vs. Missouri-St. Louis (12/2/22)
Hitting %:	.769, vs. UT Tyler (11/17/22)
Assists:	2, at Oklahoma Christian (10/9/24)
Aces:	2, DBU (9/16/22)
Digs:	5, at UT Tyler (9/23/23)
Block Solo:	4, Midwestern State (11/15/24)
Block Assists:	9 (3x), vs Dallas Baptist (12/1/23)

CAREER HISTORY

ACCOLADES

NCAA National Champion (2022)  
 NCAA National Runner-Up (2023)  
 NCAA Division II All-Tournament Team (2023)  
 AVCA All-American Honorable Mention (2023, 2022)  
 AVCA South Central Region Freshman of the Year (2022)  
 NCAA Regional All-Tournament (2023)  
 AVCA South Central Region First-Team (2023, 2022)  
 First Team All-LSC (2023, 2022)  
 LSC Defensive Player of the Year (2022)  
 LSC All-Freshman Team (2022)  
 LSC Preseason Defensive Player of the Year (2023, 2024)  
 LSC All-Academic Team (2023)

MATCH-BY-MATCH STATISTICS

Date	Opponent	SP	Attack				Set			Serve			Recept			Blocking			Team						
			K	E	TA	PCT	A	TA	PCT	SA	SE	TA	PCT	RE	TA	PCT	DIG	BS	BA	BE	TOTAL	BHE	POINTS	HIT%	SCORE
09/05/2024	Ferris St.	*5	10	4	26	.231	0	1	.000	0	0	.000	0	0	.000	2	0	6	1	6.0	0	13.0	.191	2-3	
09/06/2024	Tex. A&M Int'l	*3	5	3	13	.154	0	1	.000	0	0	.000	0	1	1.000	1	1	6	1	7.0	0	9.0	.284	3-0	
09/06/2024	Central Mo.	*4	7	2	15	.333	0	1	.000	0	0	.000	0	0	.000	2	0	3	1	3.0	0	8.5	.175	3-1	
09/07/2024	West Virginia St.	*3	7	3	13	.308	0	0	.000	0	0	.000	0	0	.000	0	0	3	0	3.0	0	8.5	.372	3-0	
09/13/2024	vs Mo.-St. Louis	*5	4	1	14	.214	0	1	.000	0	0	.000	0	0	.000	1	2	3	0	5.0	0	7.5	.173	2-3	
09/13/2024	at Regis (CO)	*4	1	1	7	.000	0	1	.000	0	0	.000	0	0	.000	0	1	2	1	3.0	0	3.0	.233	3-1	
09/14/2024	vs Concordia-St. Paul	*5	5	2	18	.167	0	1	.000	0	0	.000	0	0	.000	0	1	5	1	6.0	0	8.5	.226	3-2	
09/14/2024	vs Chaminade	*5	5	1	10	.400	0	0	.000	0	0	.000	0	0	.000	1	0	4	0	4.0	0	7.0	.272	3-2	
09/20/2024	vs Angelo St.	*4	11	1	14	.714	0	0	.000	0	0	.000	0	0	.000	0	1	4	1	5.0	0	14.0	.315	1-3	
09/21/2024	at DBU	*4	6	3	14	.214	0	2	.000	0	0	.000	0	1	1.000	0	3	4	0	7.0	0	11.0	.225	3-1	
09/26/2024	at Western N.M.	*3	7	3	13	.308	0	2	.000	0	0	.000	0	0	.000	0	0	3	0	3.0	0	8.5	.371	3-0	
09/28/2024	at Tex. Permian Basin	*3	8	2	17	.353	0	1	.000	0	0	.000	0	0	.000	1	1	2	0	3.0	0	10.0	.352	3-0	
10/04/2024	Angelo St.	*3	7	2	15	.333	0	2	.000	0	0	.000	0	0	.000	0	1	3	0	4.0	0	9.5	.333	3-0	
10/05/2024	Lubbock Christian	*3	12	2	19	.526	0	1	.000	0	0	.000	0	0	.000	2	2	6	0	8.0	0	17.0	.250	3-0	
10/09/2024	at Okla. Christian	*4	7	1	18	.333	2	4	.500	0	0	.000	0	0	.000	4	2	3	0	5.0	0	10.5	.324	3-1	
10/12/2024	at Eastern N.M.	*3	8	0	12	.667	0	0	.000	0	0	.000	0	0	.000	1	0	4	0	4.0	0	10.0	.320	3-0	
10/18/2024	at DBU	*3	6	0	8	.750	0	5	.000	0	0	.000	0	0	.000	0	3	2	0	5.0	0	10.0	.402	3-0	
10/19/2024	at UT Tyler	*3	4	1	17	.176	0	1	.000	0	0	.000	0	0	.000	1	3	1	0	4.0	0	7.5	.212	3-0	
10/25/2024	St. Edward's	*3	5	1	14	.286	0	0	.000	0	0	.000	0	0	.000	1	0	3	0	3.0	0	6.5	.330	3-0	
10/26/2024	St. Mary's (TX)	*3	7	3	12	.333	1	3	.333	0	0	.000	0	0	.000	0	1	4	0	5.0	0	10.0	.273	3-0	
10/30/2024	Cameron	*3	10	1	14	.643	0	0	.000	0	0	.000	0	0	.000	1	0	2	0	2.0	0	11.0	.321	3-0	
11/01/2024	Sul Ross St.	*2	3	0	5	.600	0	0	.000	0	0	.000	0	0	.000	0	0	1	0	1.0	0	3.5	.414	3-0	
11/08/2024	at Tex. A&M Int'l	*3	4	0	9	.444	0	2	.000	0	0	.000	1	1	1.000	0	1	4	0	5.0	0	7.0	.264	3-0	
11/09/2024	at Tex. A&M-Kingsville	*4	8	1	16	.438	1	2	.500	0	0	.000	0	0	.000	0	1	5	0	6.0	0	11.5	.283	3-1	
11/15/2024	Midwestern St.	*4	4	0	12	.333	0	1	.000	0	0	.000	0	0	.000	0	4	2	0	6.0	0	9.0	.284	3-1	
11/16/2024	Texas Woman's	*3	7	3	15	.267	0	0	.000	0	0	.000	0	0	.000	0	2	3	0	5.0	0	10.5	.333	3-0	
11/21/2024	Lubbock Christian	*3	7	0	14	.500	0	2	.000	0	0	.000	0	0	.000	1	2	4	1	6.0	0	11.0	.274	3-0	
<b>Totals</b>			<b>95</b>	<b>175</b>	<b>41</b>	<b>374</b>	<b>.358</b>	<b>4</b>	<b>34</b>	<b>.118</b>	<b>0</b>	<b>0</b>	<b>0</b>	<b>0</b>	<b>.000</b>	<b>0</b>	<b>3</b>	<b>1.000</b>	<b>19</b>	<b>32</b>	<b>92</b>	<b>7</b>	<b>124.0</b>	<b>0</b>	<b>253.0</b>

Player Averages

Sets Played	Kills per set	Assists per set	Service aces per set	Digs per set	Blocks per set	Points per set
95	1.84	0.04	0.00	0.20	1.31	2.66

2023:

Led the Lady Buffs to the Division II National Championship Match... Appeared in 133 sets, totaling a 37 matches... Averaged 1.68 kills per set and had a total of 223 kills for the season, earning a .334 hitting percentage... Had a season high of 12 kills on three different occasions... On the defensive side, Stow led the Lady Buffs in blocks with 160 and averaged 1.20 blocks per set, and had 128 block assists... Stow finished tying second in the nation in total blocks and 22nd in the nation for blocks per set...Had a season high of 11 blocks vs. DBU (12/01)... Earned All-American honors, All-Region, and Lone Star Conference First-Team All-Conference and LSC All-Academic Team...

2022:

Helped lead the Lady Buffs to their fourth National Championship... Appeared in 117 sets totaling 37 matches... Tallied 218 kills averaging 1.86 kills per set for a .342 hitting percentage including a season high 11 kills vs. St. Mary's (8/27) and Wayne State (9/3)... Totaled 146 blocks with a match high 11 in the NCAA quarterfinal match vs. Mo.St. Louis (12/2)... Contributed six aces...

Hereford High School:

She helped HHS to a 30-match win streak with a perfect 10-0 record in district play finishing 46-3 overall... Stow was named the HISSD Female Athlete of the Year twice in her time at Hereford while also collecting TGCA All-State accolades...

Personal:

Taytum is daughter of James and Tessa Stow and has one sibling, Kyler...

CAREER STATISTICS

Season	SP	MP	K	K/S	E	TA	Pct	A	A/S	SA	SA/S	SE	DIG	D/S	RE	BS	BA	TB	B/S	BE	BHE	Points	Pts/S
2022	117	37	218	1.86	54	480	.342	7	0.06	6	0.05	3	34	0.29	1	20	126	146.0	1.25	8	0	307.0	2.62
2023	133	37	223	1.68	49	521	.334	4	0.03	0	0	0	32	0.24	0	32	128	160.0	1.2	8	1	319.0	2.40
2024	95	27	175	1.84	41	374	0.358	4	0.04	0	0	0	19	0.20	0	32	92	124.0	1.31	7	0	253.0	2.66
	345	101	616	1.79	144	1375	0.343	15	0.04	6	0.02	3	85	0.25	1	84	346	430.0	1.25	23	1	879.0	2.55



#6 | CURRIE MARUSAK

OH | 6-0 | JR. | AMARILLO, TEXAS | TEXAS TECH



2024 SEASON HIGHS

Kills:	15, Lubbock Christian (10/5/24)
Attempts:	35, at Dallas Baptist (9/21/24)
Hitting %:	.579, at Dallas Baptist (10/18/24)
Assists:	1, (2x), vs. Chaminade (9/14/24)
Aces:	2, St. Edward's (10/25/24)
Digs:	10, Cameron (10/30/24)
Block Solo:	2, (2x), at Dallas Baptist (9/21/24)
Block Assists:	3, (3x), Sul Ross State (11/1/24)

CAREER HIGHS (AT WT)

Kills:	15, Lubbock Christian (10/5/24)
Attempts:	35, at Dallas Baptist (9/21/24)
Hitting %:	.579, at Dallas Baptist (10/18/24)
Assists:	1, (2x), vs. Chaminade (9/14/24)
Aces:	2, St. Edward's (10/25/24)
Digs:	10, Cameron (10/30/24)
Block Solo:	2, (2x), at Dallas Baptist (9/21/24)
Block Assists:	3, (3x), Sul Ross State (11/1/24)

CAREER HISTORY

Texas Tech:

Returns home to the Panhandle following two seasons at Big 12 member Texas Tech under former WT head coach Tony Graystone... Saw time in 45 sets during 22 matches in Lubbock... Registered 36 kills to go along with one assist, one service ace, 38 digs and five total blocks... Career-high six kills on two occasions, against College of Charleton (9/2/22) and Texas A&M-Corpus Christi (9/9/22)... Double-digit performance (11) against Oral Roberts (9/16/22)... Also excelled in the classroom as a member of the 2022-23 Academic All-Big 12 Rookie Team...

Amarillo High School:

Registered a standout prep career at historic Amarillo High School... All-District, All-Region and All-State honoree for the Lady Sandies... District Most Valuable Player honors while being named to the AVCA Under Armour Phenom list... Set the AHS single-season kills record with over kills... Prep Dig Top 200 of 2022 recognition... Also lettered on the track for the Lady Sandies...

Personal:

Currie is the daughter of Dean and Cyd Marusak and she has two siblings, Braden and Max...

MATCH-BY-MATCH STATISTICS

Date	Opponent	SP	Attack			Set			Serve			Receipt			Blocking			Team							
			K	E	TA	PCT	A	TA	PCT	SA	SE	TA	PCT	RE	TA	PCT	DIG	BS	BA	BE	TOTAL	BHE	POINTS	HIT%	SCORE
09/05/2024	Ferris St.	3	3	6	17	-.176	0	1	.000	0	0	0	.000	0	0	.000	0	0	1	0	1.0	0	3.5	.191	2-3
09/06/2024	Tex. A&M Int'l	3	2	4	8	-.250	0	0	.000	0	0	0	.000	0	1	1.000	0	0	2	0	2.0	0	3.0	.284	3-0
09/06/2024	Central Mo.	4	7	3	18	.222	0	1	.000	0	0	0	.000	0	0	.000	2	0	2	0	2.0	0	8.0	.175	3-1
09/07/2024	West Virginia St.	3	5	1	7	.571	0	1	.000	0	0	0	.000	0	0	.000	1	0	3	0	3.0	0	6.5	.372	3-0
09/13/2024	vs Mo.-St. Louis	5	10	4	26	.231	0	0	.000	0	0	0	.000	0	0	.000	2	0	2	0	2.0	0	11.0	.173	2-3
09/13/2024	at Regis (CO)	4	7	2	16	.313	1	1	1.000	0	0	0	.000	0	0	.000	4	0	1	0	0.0	0	7.0	.233	3-1
09/14/2024	vs Concordia-St. Paul	5	8	1	20	.350	0	0	.000	0	0	0	.000	0	0	.000	1	0	0	1	0.0	0	8.0	.226	3-2
09/14/2024	vs Chaminade	5	7	4	18	.167	1	1	1.000	0	0	0	.000	0	0	.000	0	2	2	0	4.0	0	10.0	.272	3-2
09/20/2024	vs Angelo St.	4	5	3	11	.182	0	0	.000	0	0	0	.000	0	0	.000	2	0	1	0	1.0	0	5.5	.315	1-3
09/21/2024	at DBU	4	13	4	35	.257	0	8	.000	0	3	9	.667	0	20	1.000	7	2	3	0	5.0	0	16.5	.225	3-1
09/26/2024	at Western N.M.	*2	8	0	15	.533	0	0	.000	0	0	0	.000	0	6	1.000	0	0	0	0	0.0	0	8.0	.371	3-0
09/28/2024	at Tex. Permian Basin	*3	11	1	22	.455	0	1	.000	0	0	0	.000	0	7	1.000	2	1	0	0	1.0	0	12.0	.352	3-0
10/04/2024	Angelo St.	*3	8	4	19	.211	0	1	.000	0	0	0	.000	0	2	1.000	1	1	0	0	1.0	0	9.0	.333	3-0
10/05/2024	Lubbock Christian	*3	15	2	25	.520	0	0	.000	0	0	1	1.000	0	9	1.000	3	0	1	0	1.0	0	15.5	.250	3-0
10/09/2024	at Okla. Christian	*4	14	2	34	.353	0	0	.000	0	0	0	.000	0	10	1.000	5	0	0	0	0.0	0	14.0	.324	3-1
10/12/2024	at Eastern N.M.	*3	7	3	16	.250	1	5	.200	0	0	1	1.000	2	9	.778	4	0	0	0	0.0	0	7.0	.320	3-0
10/18/2024	at DBU	*3	12	1	19	.579	0	3	.000	0	0	1	1.000	0	10	1.000	6	0	0	0	0.0	0	12.0	.402	3-0
10/19/2024	at UT Tyler	*3	10	3	29	.241	0	2	.000	0	1	1	.000	0	17	1.000	2	0	0	0	0.0	0	10.0	.212	3-0
10/25/2024	St. Edward's	*3	7	5	19	.105	0	0	.000	2	0	4	1.000	1	7	.857	3	0	0	0	0.0	0	9.0	.330	3-0
10/26/2024	St. Mary's (TX)	*3	10	3	21	.333	0	0	.000	0	0	0	.000	0	3	1.000	1	0	1	0	1.0	0	10.5	.273	3-0
10/30/2024	Cameron	*3	8	2	22	.273	0	0	.000	1	0	7	1.000	0	16	1.000	10	0	0	0	0.0	0	9.0	.321	3-0
11/01/2024	Sul Ross St.	*3	11	1	22	.455	0	2	.000	0	0	2	1.000	1	11	.909	3	0	3	0	3.0	0	12.5	.414	3-0
11/08/2024	at Tex. A&M Int'l	*3	8	4	29	.138	0	4	.000	0	1	7	.857	0	16	1.000	5	0	2	0	2.0	0	9.0	.264	3-0
11/09/2024	at Tex. A&M-Kingsville	*4	11	3	27	.296	0	2	.000	1	0	5	1.000	0	31	1.000	2	0	2	0	2.0	0	13.0	.283	3-1
11/15/2024	Midwestern St.	*4	8	5	29	.103	0	0	.000	0	0	4	1.000	0	16	1.000	4	0	0	0	0.0	0	8.0	.284	3-1
11/16/2024	Texas Woman's	*3	10	3	26	.269	0	0	.000	0	0	2	1.000	0	17	1.000	4	0	1	1	1.0	0	10.5	.333	3-0
11/21/2024	Lubbock Christian	*3	7	5	24	.083	0	0	.000	0	0	0	.000	0	9	1.000	3	0	0	0	0.0	0	7.0	.274	3-0
<b>Totals</b>		<b>93</b>	<b>232</b>	<b>79</b>	<b>574</b>	<b>.267</b>	<b>3</b>	<b>33</b>	<b>.091</b>	<b>4</b>	<b>5</b>	<b>44</b>	<b>.886</b>	<b>4</b>	<b>217</b>	<b>.982</b>	<b>77</b>	<b>6</b>	<b>26</b>	<b>3</b>	<b>32.0</b>	<b>0</b>	<b>255.0</b>		

Player Averages

Sets Played	Kills per set	Assists per set	Service aces per set	Digs per set	Blocks per set	Points per set
93	2.49	0.03	0.04	0.83	0.34	2.74

CAREER STATISTICS

Season	SP	MP	K	K/S	E	TA	Pct	A	A/S	SA	SA/S	SE	DIG	D/S	RE	BS	BA	TB	B/S	BE	BHE	Points	Pts/S
2024	93	27	232	2.49	79	574	0.267	3	0.03	4	0.04	5	77	0.83	4	6	26	32.0	0.34	3	0	255.0	2.74
	93	27	232	2.49	79	574	0.267	3	0.03	4	0.04	5	77	0.83	4	6	26	32.0	0.34	3	0	255.0	2.74



#9 | AINSLEY MALIS

S | 5-7 | SR. | TUCSON, ARIZONA | LONG ISLAND



2024 SEASON HIGHS

Kills:	1, (2x), at Eastern New Mexico (10/12/24)
Attempts:	5, at Dallas Baptist (9/21/24)
Hitting %:	.500, Lubbock Christian (10/5/24)
Assists:	34, (2x), Midwestern State (11/15/24)
Aces:	3, at UT Tyler (10/19/24)
Digs:	13, St. Edward's (10/25/24)
Block Solo:	--, --
Block Assists:	1, Lubbock Christian (10/5/24)

CAREER HIGHS (AT WT)

Kills:	3, at UT Tyler (9/23/23)
Attempts:	8, (2x), at Dallas Baptist (9/21/24)
Hitting %:	.500, (2x), Lubbock Christian (10/5/24)
Assists:	45, at Texas A&M International (11/11/23)
Aces:	4, Dallas Baptist (9/16/22)
Digs:	15, (2x), at Texas A&M International (11/11/23)
Block Solo:	1, at UT Tyler (9/23/23)
Block Assists:	1, (2x), Lubbock Christian (10/5/24)

CAREER HISTORY

ACCOLADES

NCAA National Champion (2022)  
 NCAA National Runner-up (2023)  
 LSC Second Team All-Conference (2023)  
 LSC All-Academic Team (2023)  
 BritKare Lady Buff Classic All-Tournament (2023)  
 LSC Setter of the Week (3x)

2023:

Helped the Lady Buffs advance to their second consecutive NCAA Division II National Finals... Appeared in 137 sets, totaling 37 matches... Averaged 6.21 assists per set and had a total of 851 assists... also had a total of 10 kills and 28 serving aces for the season... Had a season high of 45 assists vs. Texas A&M International (11/11)... Led the Lady Buffs in total assists... On the defensive side, averaged 1.94 digs per set, totaling 266 digs... Had a season high of 17 digs vs. Southwestern Oklahoma (10/17)... Selected Lone Star Conference Second-Team All-Conference and Academic All-Conference

2022:

Led the Lady Buffs to their fourth National Championship... Appeared in 127 sets totaling 27 matches... Had 658 assists on the season averaging 5.18 assists per set with a match high 26 vs. TAMU-Kingsville (11/4)... Totaled 246 digs with a match high 15 digs vs. Wayne State (9/3)... Contributed 27 aces...

Long Island:

Malis came to WT following one season at Long Island where she played as a setter... With the Sharks, she saw made appearances in 38 matches with 31 starts including a start in the 2020-21 NCAA Tournament against the University of Pittsburgh... Malis registered 559 assists (6.58 apg) with 13 service aces and 29 kills...

Tanque Verde High School:

The Tucson native graduated from Tanque Verde High School in 2020 where she was a four-year letterwinner... Malis and the Hawks claimed two AIA 3A South Championships while she was named a two-time Player of the Year...

Personal:

Ainsley is the daughter of Michelle and and A.J. Malis and sister to Zach and Ethan...

MATCH-BY-MATCH STATISTICS

Date	Opponent	SP	Attack				Set			Serve			Recept			Blocking				Team					
			K	E	TA	PCT	A	TA	PCT	SA	SE	TA	PCT	RE	TA	PCT	DIG	BS	BA	BE	TOTAL	BHE	POINTS	HIT%	SCORE
09/05/2024	Ferris St.	*5	0	0	0	.000	20	61	.328	2	2	16	.875	0	0	.000	8	0	0	0	0.0	0	2.0	.191	2-3
09/06/2024	Tex. A&M Int'l	3	0	0	0	.000	19	33	.576	0	0	12	1.000	0	1	1.000	2	0	0	0	0.0	0	0.0	.284	3-0
09/13/2024	vs Mo.-St. Louis	4	0	1	2	-.500	18	66	.273	0	3	13	.769	0	0	.000	7	0	0	0	0.0	0	0.0	.173	2-3
09/13/2024	at Regis (CO)	*4	0	0	0	.000	21	65	.323	0	0	14	1.000	0	0	.000	11	0	0	0	0.0	0	0.0	.233	3-1
09/14/2024	vs Concordia-St. Paul	*5	0	1	1	-1.000	34	81	.420	0	1	22	.955	0	0	.000	10	0	0	0	0.0	0	0.0	.226	3-2
09/14/2024	vs Chaminade	*5	0	1	1	-1.000	27	60	.450	0	1	14	.929	0	0	.000	7	0	0	0	0.0	0	0.0	.272	3-2
09/20/2024	vs Angelo St.	*4	0	0	1	.000	29	59	.492	0	1	11	.909	0	0	.000	6	0	0	0	0.0	0	0.0	.315	1-3
09/21/2024	at DBU	*4	0	0	5	.000	19	54	.352	0	1	18	.944	0	0	.000	4	0	0	0	0.0	0	0.0	.225	3-1
09/26/2024	at Western N.M.	*3	0	1	2	-.500	17	37	.459	1	1	12	.917	0	0	.000	3	0	0	0	0.0	0	1.0	.371	3-0
09/28/2024	at Tex. Permian Basin	*3	0	0	0	.000	28	45	.622	1	2	16	.875	0	1	1.000	5	0	0	0	0.0	0	1.0	.352	3-0
10/04/2024	Angelo St.	*3	0	0	1	.000	25	49	.510	1	1	18	.944	0	0	.000	4	0	0	0	0.0	0	1.0	.333	3-0
10/05/2024	Lubbock Christian	*3	1	0	2	-.500	22	49	.449	0	2	13	.846	0	0	.000	8	0	1	0	1.0	0	1.5	.250	3-0
10/09/2024	at Okla. Christian	*4	0	0	1	.000	26	56	.464	1	0	14	1.000	0	0	.000	4	0	0	0	0.0	0	1.0	.324	3-1
10/12/2024	at Eastern N.M.	*3	1	1	2	-.000	17	39	.436	1	1	12	.917	0	0	.000	3	0	0	0	0.0	0	2.0	.320	3-0
10/18/2024	at DBU	*3	0	0	2	.000	20	43	.465	0	0	13	1.000	0	0	.000	7	0	0	0	0.0	0	0.0	.402	3-0
10/19/2024	at UT Tyler	*3	0	0	2	.000	20	67	.299	3	1	15	.933	0	0	.000	6	0	0	0	0.0	0	3.0	.212	3-0
10/25/2024	St. Edward's	*3	0	0	0	.000	23	47	.489	1	0	15	1.000	0	0	.000	13	0	0	0	0.0	0	1.0	.330	3-0
10/26/2024	St. Mary's (TX)	*3	0	0	0	.000	14	33	.424	0	0	7	1.000	0	0	.000	10	0	0	0	0.0	0	0.0	.273	3-0
10/30/2024	Cameron	*3	0	0	0	.000	22	46	.478	1	0	11	1.000	0	0	.000	7	0	0	0	0.0	0	1.0	.321	3-0
11/01/2024	Sul Ross St.	*3	0	0	2	.000	17	34	.500	0	0	9	1.000	0	0	.000	4	0	0	0	0.0	0	0.0	.414	3-0
11/08/2024	at Tex. A&M Int'l	*3	0	0	5	.000	21	47	.447	1	2	14	.857	0	0	.000	8	0	0	0	0.0	0	1.0	.264	3-0
11/09/2024	at Tex. A&M-Kingsville	*4	0	0	1	.000	25	64	.391	1	1	14	.929	0	0	.000	5	0	1	0	1.0	0	1.5	.283	3-1
11/15/2024	Midwestern St.	*4	0	0	1	.000	27	65	.415	1	0	17	1.000	0	1	1.000	6	0	0	0	0.0	0	1.0	.284	3-1
11/16/2024	Texas Woman's	*3	0	0	1	.000	34	70	.486	1	0	18	1.000	0	0	.000	5	0	0	0	0.0	0	1.0	.333	3-0
11/21/2024	Lubbock Christian	*3	0	0	0	.000	17	43	.395	2	3	14	.786	0	0	.000	5	0	0	0	0.0	0	2.0	.274	3-0
<b>Totals</b>		<b>88</b>	<b>2</b>	<b>5</b>	<b>32</b>	<b>-.094</b>	<b>562</b>	<b>1313</b>	<b>.428</b>	<b>18</b>	<b>23</b>	<b>352</b>	<b>.935</b>	<b>0</b>	<b>3</b>	<b>1.000</b>	<b>158</b>	<b>0</b>	<b>2</b>	<b>0</b>	<b>2.0</b>	<b>0</b>	<b>21.0</b>		

Player Averages

Sets Played	Kills per set	Assists per set	Service aces per set	Digs per set	Blocks per set	Points per set
88	0.02	6.39	0.20	1.80	0.02	0.24

CAREER STATISTICS

Season	SP	MP	K	K/S	E	TA	Pct	A	A/S	SA	SA/S	SE	DIG	D/S	RE	BS	BA	TB	B/S	BE	BHE	Points	Pts/S
2022	127	37	1	0.01	5	19	-.211	658	5.18	27	0.21	14	246	1.94	0	0	1	1.0	0.01	0	14	28.5	0.22
2023	137	37	10	0.07	3	55	.127	851	6.21	28	0.20	22	266	1.94	0	1	4	5.0	0.04	0	22	40.5	0.30
2024	88	25	2	0.02	5	32	-0.094	562	6.39	18	0.20	23	58	1.80	0	0	2	2.0	0.02	0	0	21.0	0.24
	352	99	13	0.04	13	106	0.000	2071	5.88	73	0.21	59	670	1.90	0	1	7	8.0	0.02	0	36	90.0	0.26



#10 | CAMY JONES

OH | 5-10 | SR. | PORTLAND, TEXAS | GREGORY PORTLAND HS



2024 SEASON HIGHS

Kills:	14, vs. Missouri St. Louis (9/13/24)
Attempts:	37, vs. Missouri St. Louis (9/13/24)
Hitting %:	.632, at Western New Mexico (9/26/24)
Assists:	2, (2x), at Oklahoma Christian (10/9/24)
Aces:	--, --
Digs:	6, at Eastern New Mexico (10/12/24)
Block Solo:	5, at UT Tyler (10/19/24)
Block Assists:	5, Ferris State (9/5/24)

CAREER HIGHS

Kills:	16, Southwestern Oklahoma St. (9/4/21)
Attempts:	37, (2x), vs. Missouri St. Louis (9/13/24)
Hitting %:	.700, vs. Midwestern State (10/13/23)
Assists:	2, (2x), at Oklahoma Christian (10/9/24)
Aces:	--, --
Digs:	6, at Eastern New Mexico (10/12/24)
Block Solo:	5, at UT Tyler (10/19/24)
Block Assists:	5, (3x), Ferris State (9/5/24)

CAREER HISTORY

ACCOLADES

NCAA National Champion (2022)  
 NCAA National Runner-up (2023)  
 Second Team All-LSC (2021)  
 South Central Regional All-Tournament Team (2022)  
 LSC Honorable Mention (2022)

2023:

Helped the Lady Buffs to the Division II National Title match... Appeared in 129 sets, totaling 37 matches... Averaged 1.62 kills per set and had a total of 209 kills for the season, earning a .239 hitting percentage... On the defensive side, averaged .45 blocks per set, had 54 block assists, and had 58 total blocks for the season... Also averaged .66 digs per set and had a total of 85 digs altogether...

2022:

Lady Buffs claimed their fourth NCAA Division II National Title... Appeared in 105 sets totaling 32 matches... Tallied 181 kills averaging 1.72 kills per set for a .229 hitting percentage including a season high 13 kills vs. UAFS (10/14)... Totaled 79 digs on the season with 63 block assists and had a season-high eight block assists at the NCAA National Championship match vs Concordia St. Paul (12/3)...

2021:

Appeared in 31 matches playing in 105 sets for the Regional Champions... Was second on the team with 223 kills (1.90 kills/set) with four assists, 80 digs, and 58 total blocks for 254.0 points...

2020:

Jones appeared in nine matches in spring season, playing in 27 total sets... She tallied 28 kills averaging 1.04 per set for a .110 attack-percentage... Totaled 10 digs on the season with five assisted blocks...

Gregory Portland High School:

Jones lettered for three seasons at Gregory Portland High School under head coach Adrian Smith... The Lady Cats claimed an undefeated District Championship on their way to their third straight Class 5A Regional Tournament during her senior campaign in 2019, Jones was named to the AVCA Under Armour All-American Watch List...

Personal:

Camy is the daughter of Troy and Nicki Jones and she has two brothers, Jonathan and Trevor.

MATCH-BY-MATCH STATISTICS

Date	Opponent	SP	Attack				Set			Serve			Recept			Blocking			Team						
			K	E	TA	PCT	A	TA	PCT	SA	SE	TA	PCT	RE	TA	PCT	DIG	BS	BA	BE	BHE	POINTS	HIT%	SCORE	
09/05/2024	Ferris St.	5	11	5	34	.176	0	3	.000	0	0	0	.000	0	0	.000	1	1	5	0	6.0	0	14.5	.191	2-3
09/06/2024	Tex. A&M Int'l	*3	9	3	24	.250	0	0	.000	0	0	0	.000	0	0	.000	0	0	1	0	1.0	0	9.5	.284	3-0
09/06/2024	Central Mo.	*4	7	7	27	.000	0	2	.000	0	0	0	.000	0	0	.000	2	0	0	0	0.0	0	7.0	.175	3-1
09/07/2024	West Virginia St.	*3	4	2	13	.154	0	2	.000	0	0	0	.000	0	0	.000	1	0	4	1	4.0	0	6.0	.372	3-0
09/13/2024	vs Mo.-St. Louis	*5	14	6	37	.216	0	2	.000	0	0	0	.000	0	0	.000	1	0	1	0	1.0	0	14.5	.173	2-3
09/13/2024	at Regis (CO)	*4	9	3	31	.194	0	0	.000	0	0	0	.000	0	0	.000	5	1	1	0	2.0	0	10.5	.233	3-1
09/14/2024	vs Concordia-St. Paul	*5	13	5	36	.222	0	5	.000	0	0	0	.000	0	0	.000	2	0	4	0	4.0	0	15.0	.226	3-2
09/14/2024	vs Chaminade	*5	11	1	24	.417	0	2	.000	0	0	0	.000	0	0	.000	1	0	4	0	4.0	0	13.0	.272	3-2
09/20/2024	vs Angelo St.	*4	11	3	26	.308	2	3	.667	0	0	0	.000	0	0	.000	3	0	1	1	1.0	0	11.5	.315	1-3
09/21/2024	at DBU	*4	7	2	21	.238	0	7	.000	0	0	0	.000	0	0	.000	0	2	2	0	4.0	0	10.0	.225	3-1
09/26/2024	at Western N.M.	3	12	0	19	.632	0	4	.000	0	0	1	1.000	0	0	.000	3	0	1	0	1.0	0	12.5	.371	3-0
09/28/2024	at Tex. Permian Basin	3	6	2	18	.222	0	2	.000	0	0	0	.000	0	0	.000	3	0	2	0	2.0	0	7.0	.352	3-0
10/04/2024	Angelo St.	3	5	3	9	.222	0	0	.000	0	0	0	.000	0	0	.000	1	0	2	0	2.0	0	6.0	.333	3-0
10/05/2024	Lubbock Christian	2	0	2	6	-.333	0	1	.000	0	0	0	.000	0	0	.000	0	0	0	0	0.0	0	0.0	.250	3-0
10/09/2024	at Okla. Christian	4	6	3	22	.136	2	7	.286	0	0	0	.000	0	0	.000	1	1	1	1	2.0	0	7.5	.324	3-1
10/12/2024	at Eastern N.M.	3	8	1	16	.438	0	1	.000	0	0	0	.000	0	0	.000	6	0	1	0	1.0	0	8.5	.320	3-0
10/18/2024	at DBU	3	6	1	17	.294	0	2	.000	0	0	0	.000	0	0	.000	2	0	0	0	0.0	0	6.0	.402	3-0
10/19/2024	at UT Tyler	3	13	1	30	.400	0	1	.000	0	0	0	.000	0	0	.000	1	5	0	0	5.0	0	18.0	.212	3-0
10/25/2024	St. Edward's	3	11	0	18	.611	0	0	.000	0	0	0	.000	0	0	.000	1	0	2	0	2.0	0	12.0	.330	3-0
10/26/2024	St. Mary's (TX)	3	8	2	16	.375	0	0	.000	0	0	0	.000	0	0	.000	1	0	0	0	0.0	0	8.0	.273	3-0
10/30/2024	Cameron	3	12	2	18	.556	0	1	.000	0	0	0	.000	0	0	.000	3	0	1	0	1.0	0	12.5	.321	3-0
11/01/2024	Sul Ross St.	3	6	1	13	.385	0	0	.000	0	0	0	.000	0	0	.000	0	0	1	1	1.0	0	6.5	.414	3-0
11/08/2024	at Tex. A&M Int'l	3	8	2	21	.286	0	3	.000	0	0	0	.000	0	0	.000	0	0	1	0	1.0	0	8.5	.264	3-0
11/09/2024	at Tex. A&M-Kingsville	4	12	4	26	.308	0	0	.000	0	0	2	1.000	0	0	.000	1	0	2	0	2.0	0	13.0	.283	3-1
11/15/2024	Midwestern St.	4	8	4	24	.167	0	1	.000	0	0	0	.000	0	0	.000	1	0	2	1	2.0	0	9.0	.284	3-1
11/16/2024	Texas Woman's	3	6	0	16	.375	0	1	.000	0	0	0	.000	0	0	.000	0	0	0	0	0.0	0	6.0	.333	3-0
11/21/2024	Lubbock Christian	3	5	3	19	.105	0	0	.000	0	0	0	.000	0	0	.000	1	0	1	0	0.0	0	5.0	.274	3-0
<b>Totals</b>		<b>95</b>	<b>228</b>	<b>68</b>	<b>581</b>	<b>.275</b>	<b>4</b>	<b>50</b>	<b>.080</b>	<b>0</b>	<b>0</b>	<b>3</b>	<b>1.000</b>	<b>0</b>	<b>0</b>	<b>.000</b>	<b>41</b>	<b>10</b>	<b>39</b>	<b>6</b>	<b>49.0</b>	<b>0</b>	<b>257.5</b>		

Player Averages

Sets Played	Kills per set	Assists per set	Service aces per set	Digs per set	Blocks per set	Points per set
95	2.40	0.04	0.00	0.43	0.52	2.71

CAREER STATISTICS

Season	SP	MP	K	K/S	E	TA	Pct	A	A/S	SA	SA/S	SE	DIG	D/S	RE	BS	BA	TB	B/S	BE	BHE	Points	Pts/S
2020	27	9	28	1.04	15	118	.110	0	0	0	0	0	10	0.37	1	0	5	5.0	0.19	0	2	30.5	1.13
2021	105	31	223	2.12	76	563	.261	4	0.04	0	0	1	80	0.76	0	4	54	58.0	0.55	4	0	254.0	2.42
2022	105	32	181	1.72	64	512	.229	5	0.05	0	0	0	79	0.75	0	1	63	64.0	0.61	4	0	213.0	2.03
2023	129	37	209	1.62	78	548	.239	0	0	0	0	0	85	0.66	0	4	54	58.0	0.45	5	1	240.0	1.86
2024	95	27	228	2.40	68	581	.275	4	0.04	0	0	0	41	0.43	0	10	39	49.0	0.52	6	0	257.5	2.71
	461	136	869	1.89	301	2322	.245	13	0.03	0	0.00	1	295	0.64	1	19	215	234.0	0.51	19	3	995.0	2.16



#11 | CATHRYNE MILLSAP

S | 5-9 | FR. | SOUTHLAKE, TEXAS | CARROLL SENIOR HS



2024 SEASON HIGHS

Kills:	--, --
Attempts:	1, Cameron (10/30/24)
Hitting %:	.000, Cameron (10/30/24)
Assists:	6, (2x), Sul Ross State (11/1/24)
Aces:	1, Cameron (10/30/24)
Digs:	2, Lubbock Christian (10/5/24)
Block Solo:	--, --
Block Assists:	--, --

CAREER HIGHS

Kills:	--, --
Attempts:	1, Cameron (10/30/24)
Hitting %:	.000, Cameron (10/30/24)
Assists:	6, (2x), Sul Ross State (11/1/24)
Aces:	1, Cameron (10/30/24)
Digs:	2, Lubbock Christian (10/5/24)
Block Solo:	--, --
Block Assists:	--, --

CAREER HISTORY

Carroll Senior High School:

Comes to Canyon following a standout prep career at Carroll Senior High School in Southlake... Guided the offense from the setter spot for the Dragons under head coach Leslie Jackson... Second Team All-District selection during her senior campaign, leading the Dragons to an overall record of 33-13 to win the District Championship and advance to the Regional Semifinals... Also excelled in the classroom as a member of the National Honor Society and the National Society of High School Scholars...

Personal:

Cathryne is the daughter of Mindy and Cary Millsap and she has two siblings, Alex and Nik..

MATCH-BY-MATCH STATISTICS

Date	Opponent	SP	Attack			Set		Serve			Receipt		Blocking				Team								
			K	E	TA	PCT	A	TA	PCT	SA	SE	TA	PCT	RE	TA	PCT	DIG	BS	BA	BE	TOTAL	BHE	POINTS	HIT%	SCORE
09/07/2024	West Virginia St.	1	0	0	0	.000	1	3	.333	0	1	1	.000	0	0	.000	1	0	0	0	0.0	0	0.0	.372	3-0
09/26/2024	at Western N.M.	1	0	0	0	.000	2	5	.400	0	0	1	1.000	0	0	.000	0	0	0	0	0.0	0	0.0	.371	3-0
10/05/2024	Lubbock Christian	1	0	0	0	.000	0	10	.000	0	0	1	1.000	0	0	.000	2	0	0	0	0.0	0	0.0	.250	3-0
10/12/2024	at Eastern N.M.	1	0	0	0	.000	3	5	.600	0	0	3	1.000	0	0	.000	1	0	0	0	0.0	0	0.0	.320	3-0
10/26/2024	St. Mary's (TX)	1	0	0	0	.000	2	6	.333	0	1	2	.500	0	0	.000	1	0	0	0	0.0	0	0.0	.273	3-0
10/30/2024	Cameron	1	0	0	1	.000	6	17	.353	1	1	4	.750	0	0	.000	0	0	0	0	0.0	0	1.0	.321	3-0
11/01/2024	Sul Ross St.	1	0	0	0	.000	6	7	.857	0	1	1	.000	0	0	.000	0	0	0	0	0.0	0	0.0	.414	3-0
<b>Totals</b>		<b>7</b>	<b>0</b>	<b>0</b>	<b>1</b>	<b>.000</b>	<b>20</b>	<b>53</b>	<b>.377</b>	<b>1</b>	<b>4</b>	<b>13</b>	<b>.692</b>	<b>0</b>	<b>0</b>	<b>.000</b>	<b>5</b>	<b>0</b>	<b>0</b>	<b>0</b>	<b>0.0</b>	<b>0</b>	<b>1.0</b>		

Player Averages

Sets Played	Kills per set	Assists per set	Service aces per set	Digs per set	Blocks per set	Points per set
7	0.00	2.86	0.14	0.71	0.00	0.14

CAREER STATISTICS

Season	SP	MP	K	K/S	E	TA	Pct	A	A/S	SA	SA/S	SE	DIG	D/S	RE	BS	BA	TB	B/S	BE	BHE	Points	Pts/S
2024	7	7	0	0.00	0	1	0.000	20	2.86	1	0.14	4	5	0.71	0	0	0	0	0.00	0	0	1.0	0.14
	7	7	0	0.00	0	1	0.000	20	2.86	1	0.14	4	5	0.71	0	0	0	0	0.00	0	0	1.0	0.14





#12 | CAMRYN HEISER

MB/OPP | 6-0 | FR. | ARGYLE, TEXAS | ARGYLE HS



**2024 SEASON HIGHS**

Kills:	--, --
Attempts:	--, --
Hitting %:	--, --
Assists:	--, --
Aces:	--, --
Digs:	--, --
Block Solo:	--, --
Block Assists:	--, --

**CAREER HIGHS**

Kills:	--, --
Attempts:	--, --
Hitting %:	--, --
Assists:	--, --
Aces:	--, --
Digs:	--, --
Block Solo:	--, --
Block Assists:	--, --

**CAREER HISTORY**

**Argyle High School:**

Graduated from Argyle High School in 2024... Played in the middle and on the outside for the Eagles under head coach Katelyn Johnson... AVCA Honorable Mention All-American and an AVCA All-Region performer during her senior season... All-time Argyle High School record holder for total career blocks (338) and block assists (238)... Also excelled in the classroom, holding a 4.0 GPA and earning Dual Credit US History Student of the Year accolades...

**Personal:**

Camryn is the daughter of Chad and Sarah Heiser and she has two siblings, Charlie and Chandler...

**MATCH-BY-MATCH STATISTICS**

**CAREER STATISTICS**

Season	SP	MP	K	K/S	E	TA	Pct	A	A/S	SA	SA/S	SE	DIG	D/S	RE	BS	BA	TB	B/S	BE	BHE	Points	Pts/S
2024	-	-	-	-	-	-	-	-	-	-	-	-	-	-	-	-	-	-	-	-	-	-	-



#13 | BRYNNE WRIGHT

OH | 5-11 | SR. | AUSTIN, TEXAS | RHODE ISLAND



2024 SEASON HIGHS

Kills:	5, at Western New Mexico (9/26/24)
Attempts:	13, (2x), Cameron (10/30/24)
Hitting %:	.400, St. Mary's (10/26/24)
Assists:	1, at Western New Mexico (9/26/24)
Aces:	2, at Western New Mexico (9/26/24)
Digs:	2, (2x), St. Edward's (10/25/24)
Block Solo:	1, vs. Missouri St. Louis (9/13/24)
Block Assists:	1, (3x), Lubbock Christian (10/5/24)

CAREER HIGHS (AT WT)

Kills:	17, at Southwestern Oklahoma (10/17/23)
Attempts:	47, at Southwestern Oklahoma (10/17/23)
Hitting %:	.600, vs. UT Tyler (11/30/23)
Assists:	1, (2x), at Western New Mexico (9/26/24)
Aces:	2, at Western New Mexico (9/26/24)
Digs:	6, vs. West Florida (9/9/23)
Block Solo:	2, at DBU (9/22/23)
Block Assists:	3, vs. Concordia St. Paul (9/9/23)

MATCH-BY-MATCH STATISTICS

Date	Opponent	SP	Attack				Set		Serve			Recept			Blocking				Team						
			K	E	TA	PCT	A	TA	PCT	SA	SE	TA	PCT	RE	TA	PCT	DIG	BS	BA	BE	TOTAL	BHE	POINTS	HIT%	SCORE
09/05/2024	Ferris St.	*1	1	1	6	.000	0	0	.000	0	0	.000	0	0	.000	1	0	0	0	0	0	0	1.0	.191	2-3
09/06/2024	Central Mo.	1	0	0	0	.000	0	0	.000	0	0	.000	1	1	.000	0	0	0	0	0	0	0	0.0	.175	3-1
09/07/2024	West Virginia St.	1	0	0	0	.000	0	0	.000	0	0	.000	0	0	.000	0	1	0	1	1.0	0	0.5	.372	3-0	
09/13/2024	vs Mo.-St. Louis	3	1	3	6	-.333	0	1	.000	0	2	.600	3	14	.786	2	1	0	0	1.0	0	2.0	.173	2-3	
09/26/2024	at Western N.M.	3	5	1	13	.308	1	1	1.000	2	2	.667	0	4	1.000	1	0	1	0	1.0	0	7.5	.371	3-0	
10/05/2024	Lubbock Christian	3	1	2	6	-.167	0	0	.000	1	1	.500	0	4	1.000	0	0	1	1	1.0	0	2.5	.250	3-0	
10/12/2024	at Eastern N.M.	2	1	1	10	.000	0	0	.000	0	0	2.000	0	3	1.000	0	0	0	0	0.0	0	1.0	.320	3-0	
10/25/2024	St. Edward's	1	2	0	6	.333	0	0	.000	0	0	1.000	1	7	.857	2	0	0	0	0.0	0	2.0	.330	3-0	
10/26/2024	St. Mary's (TX)	1	3	1	5	.400	0	0	.000	0	1	1.000	0	3	1.000	0	0	0	0	0.0	0	3.0	.273	3-0	
10/30/2024	Cameron	2	0	4	13	-.308	0	1	.000	0	0	.000	0	1	1.000	1	0	0	0	0.0	0	0.0	.321	3-0	
11/01/2024	Sul Ross St.	1	0	0	1	.000	0	0	.000	0	0	.000	0	1	1.000	0	0	0	0	0.0	0	0.0	.414	3-0	
11/15/2024	Midwestern St.	2	2	1	3	.333	0	0	.000	1	0	2.000	0	2	1.000	1	0	0	0	0.0	0	3.0	.284	3-1	
11/21/2024	Lubbock Christian	1	0	1	5	-.200	0	0	.000	0	0	.000	0	2	1.000	0	0	0	0	0.0	0	0.0	.274	3-0	
<b>Totals</b>		<b>22</b>	<b>16</b>	<b>15</b>	<b>74</b>	<b>.014</b>	<b>1</b>	<b>3</b>	<b>.333</b>	<b>4</b>	<b>6</b>	<b>.684</b>	<b>5</b>	<b>42</b>	<b>.881</b>	<b>8</b>	<b>1</b>	<b>3</b>	<b>1</b>	<b>4.0</b>	<b>0</b>	<b>22.5</b>			

Player Averages

Sets Played	Kills per set	Assists per set	Service aces per set	Digs per set	Blocks per set	Points per set
22	0.73	0.05	0.18	0.36	0.18	1.02

CAREER STATISTICS

Season	SP	MP	K	K/S	E	TA	Pct	A	A/S	SA	SA/S	SE	DIG	D/S	RE	BS	BA	TB	B/S	BE	BHE	Points	Pts/S
2023	126	37	250	1.98	107	708	.202	4	0.03	4	0.03	12	84	0.67	14	6	40	46.0	0.4	3	0	280.0	2.22
2024	22	13	16	0.73	15	74	0.014	1	0.05	4	0.18	6	8	0.36	5	1	3	4.0	0.18	1	0	22.0	1.00
	148	50	266	1.80	122	782	0.184	5	0.03	8	0.05	18	92	0.62	19	7	43	50.0	0.34	4	0	302.0	2.04

CAREER HISTORY

ACCOLADES

NCAA National Runner-up (2023)  
 Honorable Mention All-LSC (2023)  
 LSC Offensive Player of the Week (2023)

2023:

Helped the Lady Buffs advance to their second consecutive NCAA Division II National Finals... appeared in 126 sets, totaling 37 matches... Averaged 1.98 kills per set and had a total of 250 kills for the season, earning a .202 hitting percentage... Had a season high of 17 kills vs. Southwestern Oklahoma (10/17)... On the defensive side, averaged .67 blocks per set, had 40 block assists, and had 46 total blocks for the season... Had a season high of 4 blocks vs. Texas Women's (10/14)... Also averaged .67 digs per set and had 84 total digs... Earned Lone Star Conference Honorable Mention...

Rhode Island:

Spent three seasons at the University of Rhode Island... In 2022, appeared in 109 sets for the Rams... Totaled 278 kills and averaged 2.55 kills per set... Recorded 200 digs, 28 blocks and 30 aces... As a sophomore she saw time in 115 sets for the Rams... Led the team in kills with 301 and had an average of 2.62 kills per set. Recorded 27 blocks... 49 digs and seven assists with two aces...

Vandegrift High School:

The Austin product registered a standout prep career at Vandegrift High School... In two varsity seasons, she recorded 910 kills, 357 digs, 86 blocks and 70 service aces... Helped lead her team to back-to-back Bi-District titles (Texas 6A, District 13) in 2018 and 2019... Team also claimed the Area title in 2019 and District title in 2018... Earned First Team All-District honors in both 2018 and 2019... Was on the AVCA's 2019 All-American Watchlist... Also was named to the AVCA's Phenom List (2017, 2018)...

Personal:

Brynne is the daughter of Brandi and Derek Wright and she has one brother, Chaz...



#14 | BLAIR MORELAND

S | 6-0 | SR. | KATY, TEXAS | SAINT JOHN XXII HS



2024 SEASON HIGHS

Kills:	--, --
Attempts:	4, at Dallas Baptist (9/21/24)
Hitting %:	.000, (2x), at Dallas Baptist (9/21/24)
Assists:	23, at Regis (9/13/24)
Aces:	2, (2x), at Eastern New Mexico (10/12/24)
Digs:	11, vs. Missouri-St. Louis (9/13/24)
Block Solo:	--, --
Block Assists:	--, --

CAREER HIGHS

Kills:	1, (1x), MSU Denver (9/8/23)
Attempts:	4, (5x), at Dallas Baptist (9/21/24)
Hitting %:	1.000, at Southwestern Oklahoma St. (10/17/23)
Assists:	34, at UAFS (10/14/22)
Aces:	3, (5x), UT Tyler (11/11/22)
Digs:	15, vs. MSU Denver (1/14/21)
Block Solo:	--, --
Block Assists:	--, --

MATCH-BY-MATCH STATISTICS

Date	Opponent	SP	Attack			Set			Serve			Recept			Blocking			Team							
			K	E	TA	PCT	A	TA	PCT	SA	SE	TA	PCT	RE	TA	PCT	DIG	BS	BA	BE	TOTAL	BHE	POINTS	HIT%	SCORE
09/06/2024	Central Mo.	4	0	0	0	.000	22	55	.400	0	1	18	.944	0	0	.000	3	0	0	0	0.0	0	0.0	.175	3-1
09/07/2024	West Virginia St.	3	0	0	2	.000	15	32	.469	2	0	16	1.000	0	0	.000	4	0	0	0	0	2.0	.372	3-0	
09/13/2024	vs Mo.-St. Louis	5	0	1	2	-.500	19	54	.352	0	0	15	1.000	0	0	.000	11	0	0	0	0	0	0.0	.173	2-3
09/13/2024	at Regis (CO)	4	0	0	0	.000	23	44	.523	0	2	16	.875	0	0	.000	4	0	0	0	0	0	0.0	.233	3-1
09/14/2024	vs Concordia-St. Paul	5	0	0	0	.000	17	38	.447	0	2	16	.875	0	0	.000	1	0	0	0	0	0	0.0	.226	3-2
09/14/2024	vs Chaminade	4	0	0	0	.000	18	55	.327	0	2	16	.875	0	0	.000	3	0	0	0	0	0	0.0	.272	3-2
09/20/2024	vs Angelo St.	2	0	0	0	.000	4	9	.444	0	1	4	.750	0	0	.000	0	0	0	0	0	0	0.0	.315	1-3
09/21/2024	at DBU	1	0	0	0	.000	2	16	.125	0	2	3	.333	0	0	.000	0	0	0	0	0	0	0.0	.225	3-1
10/09/2024	at Okla. Christian	1	0	0	0	.000	3	8	.375	1	0	3	1.000	0	0	.000	0	0	0	0	0	1.0	.324	3-1	
10/12/2024	at Eastern N.M.	2	0	0	0	.000	10	26	.385	2	1	7	.857	0	0	.000	4	0	0	0	0	2.0	.320	3-0	
10/25/2024	St. Edward's	1	0	0	0	.000	2	6	.333	0	1	2	.500	0	0	.000	0	0	0	0	0	0	0.0	.330	3-0
10/26/2024	St. Mary's (TX)	1	0	0	0	.000	5	11	.455	0	0	2	1.000	0	0	.000	0	0	0	0	0	0	0.0	.273	3-0
10/30/2024	Cameron	1	0	0	0	.000	3	8	.375	0	1	1	1.000	0	0	.000	2	0	0	0	0	0	0.0	.321	3-0
11/01/2024	Sul Ross St.	1	0	0	0	.000	1	10	.100	0	1	2	.500	0	0	.000	1	0	0	0	0	0	0.0	.414	3-0
11/15/2024	Midwestern St.	3	0	0	1	.000	8	24	.333	0	3	7	.571	0	0	.000	0	0	0	0	0	0	0.0	.284	3-1
11/16/2024	Texas Woman's	1	0	0	0	.000	1	1	1.000	0	0	0	.000	0	0	.000	0	0	0	0	0	0	0.0	.333	3-0
<b>Totals</b>		<b>39</b>	<b>0</b>	<b>1</b>	<b>5</b>	<b>-.200</b>	<b>153</b>	<b>397</b>	<b>.385</b>	<b>5</b>	<b>17</b>	<b>128</b>	<b>.867</b>	<b>0</b>	<b>0</b>	<b>.000</b>	<b>33</b>	<b>0</b>	<b>0</b>	<b>0</b>	<b>0</b>	<b>0</b>	<b>5.0</b>		

Player Averages

Sets Played	Kills per set	Assists per set	Service aces per set	Digs per set	Blocks per set	Points per set
39	0.00	3.92	0.13	0.85	0.00	0.13

CAREER HISTORY

ACCOLADES

NCAA National Champion (2022)  
 NCAA National Runner-up (2023)  
 NCAA South Central Region All-Tournament (2021)  
 Lone Star Conference All-Freshman (2021)  
 LSC Preseason Setter of the Year (2023, 2022)

2023:

Helped the Lady Buffs to the Division II National Title match... Appeared in 132 sets, totaling 37 matches... Averaged 4.55 assists per set and had a total of 600 assists... also had a total of 6 kills and 12 serving aces for the season... Had a season high of 27 assists vs. Tampa (12/08)... On the defensive side, averaged 1.32 digs per set and had a total of 174 digs for the season...

2022:

Lady Buffs claimed their fourth NCAA Division II National Title... Appeared in 128 sets totaling 37 matches... Had 722 assists on the season averaging 5.64 assists per set with a match high 34 vs. Arkansas-Ft. Smith (10/14)... Totaled 202 digs with a match high 10 vs. St. Mary's (9/24)... Finished the season with 24 aces...

2021:

She saw action in 29 matches playing in 102 sets for the Regional Champions... Was second on the team with 567 assists (5.56 assists/set)... Totaled three kills with 20 service aces and 167 digs for 23.0 total points... Had a season-high 33 assists against Lubbock Christian (11/6)... Had season-high 15 digs in regional championship match against MSU Denver (12/4)...

Saint John XXII High School:

Moreland played on the right side and was a setter for the Lions under head coach Preston Smith... As a junior in 2019, Moreland was a First Team All-State selection while also being named First Team All-District and excelling in the classroom as an Academic All-State honoree...

Personal:

Blair is the daughter of Burk and Jamie Moreland and she has one sibling, Jaiden...

CAREER STATISTICS

Season	SP	MP	K	K/S	E	TA	Pct	A	A/S	SA	SA/S	SE	DIG	D/S	RE	BS	BA	TB	B/S	BE	BHE	Points	Pts/S
2021	102	29	3	0.03	0	34	.088	567	5.56	20	0.20	21	167	1.64	0	0	0	0	0	0	13	23.0	0.23
2022	128	37	9	0.07	3	30	.200	722	5.64	24	0.19	25	202	1.58	0	0	0	0	0	1	13	33.0	0.26
2023	132	37	6	0.05	0	32	.188	600	4.55	12	0.09	27	174	1.32	0	0	0	0	0	1	14	18.0	0.14
2024	39	16	0	0	1	5	-.200	153	3.92	5	0.13	17	33	0.85	0	0	0	0	0	0	0	5.0	0.13
	401	119	18	0.04	4	101	0.139	2042	5.09	61	0.15	90	576	1.44	0	0	0	0	0.00	2	40	79.0	0.20



#15 | BRYLI CONTRERAS

DS | 5-7 | SR. | CANYON, TEXAS | STEPHEN F. AUSTIN



2024 SEASON HIGHS

Kills:	--, --
Attempts:	3, at Dallas Baptist (10/18/24)
Hitting %:	.000, (4x), at Oklahoma Christian (10/9/24)
Assists:	9, (2x), vs. Chaminade (9/14/24)
Aces:	5, at Eastern New Mexico (10/12/24)
Digs:	33, vs. Missouri-St. Louis (9/13/24)
Block Solo:	--, --
Block Assists:	--, --

CAREER HIGHS (AT WT)

Kills:	1, Dallas Baptist (11/12/22)
Attempts:	4, Angelo State (9/30/22)
Hitting %:	1.000, Dallas Baptist (11/12/22)
Assists:	9, (5x), vs. Chaminade (9/14/24)
Aces:	5, (2x), at Eastern New Mexico (10/12/24)
Digs:	37, vs. Missouri-St. Louis (12/2/22)
Block Solo:	--, --
Block Assists:	--, --

MATCH-BY-MATCH STATISTICS

Date	Opponent	Attack			Set			Serve			Receipt			Blocking				Team						
		K	E	TA	PCT	A	TA	PCT	SA	SE	TA	PCT	RE	TA	PCT	DIG	BS	BA	BE	TOTAL	BHE	POINTS	HIT%	SCORE
09/05/2024	Ferris St.	5	0	0	.000	3	21	.143	1	1	12	.917	0	26	1.000	26	0	0	0	0.0	0	1.0	.191	2-3
09/06/2024	Tex. A&M Int'l	3	0	0	.000	6	18	.333	0	2	8	.750	1	11	.909	10	0	0	0	0.0	0	0.0	.284	3-0
09/06/2024	Central Mo.	4	0	1	.000	1	14	.071	1	2	13	.846	2	16	.875	17	0	0	0	0.0	0	1.0	.175	3-1
09/07/2024	West Virginia St.	3	0	0	.000	2	5	.400	1	0	9	1.000	0	11	1.000	9	0	0	0	0.0	0	1.0	.372	3-0
09/13/2024	vs Mo.-St. Louis	5	0	0	.000	9	27	.333	1	1	15	.933	1	16	.938	33	0	0	0	0.0	0	1.0	.173	2-3
09/13/2024	at Regis (CO)	4	0	0	.000	4	19	.211	4	1	19	.947	0	17	1.000	17	0	0	0	0.0	0	4.0	.233	3-1
09/14/2024	vs Concordia-St. Paul	5	0	1	-1.000	2	15	.133	1	0	22	1.000	1	21	.952	24	0	0	0	0.0	0	1.0	.226	3-2
09/14/2024	vs Chaminade	5	0	0	.000	9	17	.529	2	2	30	.933	1	18	.944	21	0	0	0	0.0	0	2.0	.272	3-2
09/20/2024	vs Angelo St.	4	0	0	.000	5	17	.294	0	1	18	.944	2	24	.917	15	0	0	0	0.0	0	0.0	.315	1-3
09/21/2024	at DBU	4	0	1	.000	3	14	.214	3	1	16	.938	0	15	1.000	13	0	0	0	0.0	0	3.0	.225	3-1
09/26/2024	at Western N.M.	3	0	0	.000	2	7	.286	1	0	11	1.000	0	13	1.000	12	0	0	0	0.0	0	1.0	.371	3-0
09/28/2024	at Tex. Permian Basin	3	0	1	.000	2	12	.167	1	2	13	.846	0	13	1.000	16	0	0	0	0.0	0	1.0	.352	3-0
10/04/2024	Angelo St.	3	0	1	.000	5	10	.500	0	3	14	.786	0	13	1.000	8	0	0	0	0.0	0	0.0	.333	3-0
10/05/2024	Lubbock Christian	3	0	0	.000	5	15	.333	1	0	14	1.000	0	9	1.000	11	0	0	0	0.0	0	1.0	.250	3-0
10/09/2024	at Okla. Christian	4	0	2	.000	0	12	.000	0	1	10	.900	0	5	1.000	21	0	0	0	0.0	0	0.0	.324	3-1
10/12/2024	at Eastern N.M.	3	0	0	.000	5	7	.714	5	0	15	1.000	1	9	.889	7	0	0	0	0.0	0	5.0	.320	3-0
10/18/2024	at DBU	3	0	1	-.333	5	11	.455	0	1	12	.917	0	5	1.000	11	0	0	0	0.0	0	0.0	.402	3-0
10/19/2024	at UT Tyler	3	0	0	.000	1	11	.091	1	1	12	.917	0	7	1.000	29	0	0	0	0.0	0	1.0	.212	3-0
10/25/2024	St. Edward's	3	0	0	.000	5	18	.278	0	1	15	.933	0	5	1.000	5	0	0	0	0.0	0	0.0	.330	3-0
10/26/2024	St. Mary's (TX)	3	0	0	.000	8	18	.444	2	0	17	1.000	0	6	1.000	12	0	0	0	0.0	0	2.0	.273	3-0
10/30/2024	Cameron	3	0	0	.000	6	17	.353	0	0	8	1.000	0	8	1.000	11	0	0	0	0.0	0	0.0	.321	3-0
11/01/2024	Sul Ross St.	3	0	0	.000	3	10	.300	4	0	17	1.000	0	3	1.000	18	0	0	0	0.0	0	4.0	.414	3-0
11/08/2024	at Tex. A&M Int'l	3	0	3	.000	3	23	.130	1	0	14	1.000	0	10	1.000	9	0	0	0	0.0	0	1.0	.264	3-0
11/09/2024	at Tex. A&M-Kingsville	4	0	0	.000	5	16	.313	0	3	15	.800	0	17	1.000	19	0	0	0	0.0	0	0.0	.283	3-1
11/15/2024	Midwestern St.	4	0	0	.000	4	13	.308	2	2	19	.895	0	25	1.000	22	0	0	0	0.0	0	2.0	.284	3-1
11/16/2024	Texas Woman's	3	0	0	.000	1	9	.111	1	0	14	1.000	0	13	1.000	26	0	0	0	0.0	0	1.0	.333	3-0
11/21/2024	Lubbock Christian	3	0	0	.000	5	20	.250	0	1	10	.900	0	12	1.000	18	0	0	0	0.0	0	0.0	.274	3-0
<b>Totals</b>		<b>96</b>	<b>0</b>	<b>2</b>	<b>.154</b>	<b>109</b>	<b>396</b>	<b>.275</b>	<b>33</b>	<b>26</b>	<b>392</b>	<b>.934</b>	<b>9</b>	<b>348</b>	<b>.974</b>	<b>440</b>	<b>0</b>	<b>0</b>	<b>0</b>	<b>0.0</b>	<b>0</b>	<b>33.0</b>		

Player Averages

Sets Played	Kills per set	Assists per set	Service aces per set	Digs per set	Blocks per set	Points per set
96	0.00	1.14	0.34	4.58	0.00	0.34

CAREER STATISTICS

Season	SP	MP	K	K/S	E	TA	Pct	A	A/S	SA	SA/S	SE	DIG	D/S	RE	BS	BA	TB	B/S	BE	BHE	Points	Pts/S
2022	93	34	1	0.01	0	18	.056	84	0.90	35	0.38	24	342	3.68	14	0	0	0	0	0	2	36.0	0.39
2023	137	37	2	0.01	1	22	.045	166	1.21	40	0.29	41	660	4.82	22	0	0	0	0	0	2	42.0	0.31
2024	96	27	0	0	2	13	-.154	109	1.14	33	0.34	26	440	4.58	9	0	0	0	0	0	0	33.0	0.34
	326	98	3	0.01	3	53	0.000	359	1.10	108	0.33	91	1442	4.42	45	0	0	0	0.00	0	4	111.0	0.34

CAREER HISTORY

ACCOLADES

NCAA National Champion (2022)  
 NCAA National Runner-up (2023)  
 AVCA All-American Honorable Mention (2023)  
 NCAA Division II All-Tournament Team (2022)  
 AVCA First-Team All-Region (2023)  
 LSC Libero of the Year (2023)  
 LSC Second Team All-Conference (2023)  
 LSC Honorable Mention (2022)

2023:

Helped the Lady Buffs to the Division II National Title match... Appeared in 137 sets, totaling 37 matches... Led the Lady Buffs in aces with 40 averaging .29 serving aces per set... Also averaged 1.21 assists per set and had a total of 166 assists for the season... Had a season high of 11 assists vs. DBU (9/22)... and another season high of 5 service aces vs. Texas A&M Kingsville (11/10). On the defensive end, Contreras led the Lady Buffs in total digswiith 660, averaging 4.82 digs per set... Earned All-American Honors, All-Region, All-Conference and selected Lone Star Conference Libero of the Year...

2022:

Lady Buffs claimed their fourth NCAA Division II National Title... Appeared in 93 sets totaling 34 matches... Tallied 342 digs with a match high 37 digs in the NCAA semifinal vs. Mo. St-Louis (12/2)... Averaged 3.68 digs per set... Totaled 84 assists... Led the Lady Buffs in aces with 35 with a match high four in the NCAA quarterfinal vs. Wingate (12/1)...

Stephen F. Austin:

Played in 22 matches for the Ladyjacks in her first year, making one start... Added 118 digs... Most notably recorded 13 digs in the match against North Texas (10/3/20)... Accumulated 25.5 total points... Credited with 16 assists...

Canyon High School:

Lettered all four years at Canyon High School under coach Sara Morath... Named District Libero of the Year from 2017-2019... Helped team to become Bi-District Champions, Area Champions, and Regional Quarterfinalists in 2017, 2018, and 2019... Finished her high school career with 3009 digs and 189 service aces...

Personal:

Bryli is the daughter of Steven and Charli Contreras...



#17 | HANNAH PEMBERTON

S | 5-7 | FR. | HENDERSON, NEVADA | CORONADO HS



2024 SEASON HIGHS

Kills:	1, at Oklahoma Christian (10/9/24)
Attempts:	2, at Dallas Baptist (10/18/24)
Hitting %:	1.000, at Oklahoma Christian (10/9/24)
Assists:	28, Ferris State (9/5/24)
Aces:	2, St Mary's (10/26/24)
Digs:	11, (2x), Texas A&M International (9/6/24)
Block Solo:	--, --
Block Assists:	--, --

CAREER HIGHS

Kills:	1, at Oklahoma Christian (10/9/24)
Attempts:	2, at Dallas Baptist (10/18/24)
Hitting %:	1.000, at Oklahoma Christian (10/9/24)
Assists:	28, Ferris State (9/5/24)
Aces:	2, St Mary's (10/26/24)
Digs:	11, (2x), Texas A&M International (9/6/24)
Block Solo:	--, --
Block Assists:	--, --

CAREER HISTORY

Coronado High School:

Graduated from Coronado High School in Henderson, Nevada in 2024... Played defensive specialist and setter for the Cougar under head coach Melody Nua... Mountain League Player of the Year selection during her senior season... Led the Cougars to the Nevada Class 5A State Finals... Nike Tournament of Champions All-Tournament Team selection... Won the Nevada Class 5A State Championship during her junior campaign... Excelled in the classroom as a Duel Credit Honors student...

Personal:

Hannah is the daughter of Kurt and Amy Pemberton and she has two sisters, Hallie and Emmie...

MATCH-BY-MATCH STATISTICS

Date	Opponent	Attack				Set			Serve				Recept			Blocking				Team					
		SP	K	E	TA	PCT	A	TA	PCT	SA	SE	TA	PCT	RE	TA	PCT	DIG	BS	BA	BE	TOTAL	BHE	POINTS	HIT%	SCORE
09/05/2024	Ferris St.	5	0	0	0	.000	29	79	.367	0	0	18	1.000	0	0	.000	11	0	0	0	0.0	0	0.0	.191	2-3
09/06/2024	Tex. A&M Int'l	*3	0	0	0	.000	17	38	.447	0	1	14	.929	0	0	.000	11	0	0	0	0.0	0	0.0	.284	3-0
09/06/2024	Central Mo.	*4	0	0	0	.000	23	66	.348	1	1	15	.933	0	0	.000	9	0	0	0	0.0	0	1.0	.175	3-1
09/07/2024	West Virginia St.	*3	0	0	0	.000	14	30	.467	0	1	6	.833	0	0	.000	2	0	0	0	0.0	0	0.0	.372	3-0
09/13/2024	vs Mo.-St. Louis	*2	0	1	1	-1.000	8	20	.400	0	1	4	.750	0	0	.000	2	0	0	0	0.0	0	0.0	.173	2-3
09/14/2024	vs Chaminade	2	0	0	0	.000	4	7	.571	0	0	3	1.000	0	0	.000	0	0	0	0	0.0	0	0.0	.272	3-2
09/20/2024	vs Angelo St.	3	0	0	0	.000	9	24	.375	0	0	8	1.000	0	0	.000	3	0	0	0	0.0	0	0.0	.315	1-3
09/21/2024	at DBU	3	0	0	0	.000	15	28	.536	0	1	10	.900	0	0	.000	7	0	0	0	0.0	0	0.0	.225	3-1
09/26/2024	at Western N.M.	3	0	0	1	.000	16	33	.485	1	0	7	1.000	0	0	.000	4	0	0	0	0.0	0	1.0	.371	3-0
09/28/2024	at Tex. Permian Basin	3	0	0	0	.000	15	39	.385	1	0	10	1.000	0	0	.000	3	0	0	0	0.0	0	1.0	.352	3-0
10/04/2024	Angelo St.	3	0	0	0	.000	12	29	.414	0	0	8	1.000	0	0	.000	5	0	0	0	0.0	0	0.0	.333	3-0
10/05/2024	Lubbock Christian	2	0	0	0	.000	9	26	.346	0	0	9	1.000	0	0	.000	5	0	0	0	0.0	0	0.0	.250	3-0
10/09/2024	at Okla. Christian	4	1	0	1	1.000	23	56	.411	0	1	10	.900	0	0	.000	5	0	0	0	0.0	0	1.0	.324	3-1
10/12/2024	at Eastern N.M.	1	0	0	1	.000	6	13	.462	0	0	2	1.000	0	0	.000	1	0	0	0	0.0	0	0.0	.320	3-0
10/18/2024	at DBU	3	0	0	2	.000	14	39	.359	0	2	7	.714	0	0	.000	5	0	0	0	0.0	0	0.0	.402	3-0
10/19/2024	at UT Tyler	3	0	0	0	.000	17	41	.415	0	0	8	1.000	0	1	1.000	2	0	0	0	0.0	0	0.0	.212	3-0
10/25/2024	St. Edward's	2	0	0	0	.000	11	26	.423	0	0	8	1.000	0	0	.000	2	0	0	0	0.0	0	0.0	.330	3-0
10/26/2024	St. Mary's (TX)	2	0	0	0	.000	11	24	.458	2	0	6	1.000	0	0	.000	7	0	0	0	0.0	0	2.0	.273	3-0
10/30/2024	Cameron	2	0	0	0	.000	7	18	.389	0	0	3	1.000	0	0	.000	1	0	0	0	0.0	0	0.0	.321	3-0
11/01/2024	Sul Ross St.	2	0	0	0	.000	13	21	.619	0	1	9	.889	0	0	.000	1	0	0	0	0.0	0	0.0	.414	3-0
11/08/2024	at Tex. A&M Int'l	3	0	0	2	.000	15	36	.417	1	1	12	.917	0	0	.000	6	0	0	0	0.0	0	1.0	.264	3-0
11/09/2024	at Tex. A&M-Kingsville	4	0	0	0	.000	18	45	.400	0	0	10	1.000	0	0	.000	8	0	0	0	0.0	0	0.0	.283	3-1
11/15/2024	Midwestern St.	3	0	0	0	.000	11	24	.458	0	0	6	1.000	0	0	.000	4	0	0	0	0.0	0	0.0	.284	3-1
11/16/2024	Texas Woman's	3	0	0	0	.000	14	38	.368	0	0	6	1.000	0	0	.000	2	0	0	0	0.0	0	0.0	.333	3-0
11/21/2024	Lubbock Christian	3	0	0	1	.000	23	51	.451	1	2	10	.800	0	0	.000	9	0	0	0	0.0	0	1.0	.274	3-0
<b>Totals</b>		<b>71</b>	<b>1</b>	<b>1</b>	<b>9</b>	<b>.000</b>	<b>354</b>	<b>851</b>	<b>.416</b>	<b>7</b>	<b>12</b>	<b>209</b>	<b>.943</b>	<b>0</b>	<b>1</b>	<b>1.000</b>	<b>115</b>	<b>0</b>	<b>0</b>	<b>0</b>	<b>0.0</b>	<b>0</b>	<b>8.0</b>		

Player Averages

Sets Played	Kills per set	Assists per set	Service aces per set	Digs per set	Blocks per set	Points per set
71	0.01	4.99	0.10	1.62	0.00	0.11

CAREER STATISTICS

Season	SP	MP	K	K/S	E	TA	Pct	A	A/S	SA	SA/S	SE	DIG	D/S	RE	BS	BA	TB	B/S	BE	BHE	Points	Pts/S
2024	71	25	1	0.01	1	9	0.000	354	4.99	7	0.10	12	115	1.62	0	0	0	0	0.00	0	0	8.0	0.11
	71	25	1	0.01	1	9	0.000	354	4.99	7	0.10	12	115	1.62	0	0	0	0	0.00	0	0	8.0	0.11



#19 | ANGELINA OLIVER MB | 6-0 | SR. | ALBUQUERQUE, NEW MEXICO | NEW MEXICO HIGHLANDS



2024 SEASON HIGHS

Kills:	13, at Regis (9/13/24)
Attempts:	22, at Regis (9/13/24)
Hitting %:	.667, (2x), Angelo State (10/4/24)
Assists:	1, (4x), at Oklahoma Christian (10/9/24)
Aces:	3, (3x), at UT Permian Basin (9/28/24)
Digs:	5, (2x), Cameron (10/30/24)
Block Solo:	2, at UT Tyler (10/19/24)
Block Assists:	5, West Virginia State (9/7/24)

CAREER HIGHS (AT WT)

Kills:	13, at Regis (9/13/24)
Attempts:	22, at Regis (9/13/24)
Hitting %:	.667, (2x), Angelo State (10/4/24)
Assists:	1, (6x), at Oklahoma Christian (10/9/24)
Aces:	3, (3x), at UT Permian Basin (9/28/24)
Digs:	5, (2x), Cameron (10/30/24)
Block Solo:	3, at Western New Mexico (10/28/22)
Block Assists:	5, West Virginia State (9/7/24)

CAREER HISTORY

ACCOLADES

NCAA National Champion (2022)  
NCAA National Runner-up (2023)

2023:

Helped the Lady Buffs to the Division II National Title... appeared in 6 sets, 5 matches... Recorded 3 blocks for the season...

2022:

Lady Buffs claimed their fourth NCAA Division II National Title... Appeared in 16 sets totaling 13 matches... Totaled 27 kills with a match high seven vs. Southwestern Oklahoma (10/11)... Finished the season with 14 blocks with a match high five vs. Western New Mexico (10/28)...

New Mexico Highlands:

Oliver joined the Lady Buff roster following one season at New Mexico Highlands in Las Vegas, N.M... The Albuquerque native helped the Cowgirls to their first RMAC Tournament play in 10 years after sweeping Fort Lewis in the regular season finale... During the 2021 campaign the Cowgirls finished 11-18 finish with Oliver compiling 212 kills (1.98) and 93 blocks (.87) in 107 sets, including 18 solo blocks...

Cibola High School:

Played at Cibola High School where she was a two-time First Team All-State and All-District honoree along with earning First and Second Team All-Metro accolades... She also shined off the court as a four-time First Team Academic All-District recipient...

Personal:

Angelina is the daughter of Victoria Varela...

MATCH-BY-MATCH STATISTICS

Date	Opponent	SP	Attack				Set			Serve			Recept		Blocking				Team						
			K	E	TA	PCT	A	TA	PCT	SA	SE	TA	PCT	RE	TA	PCT	DIG	BS	BA	BE	TOTAL	BHE	POINTS	HIT%	SCORE
09/05/2024	Ferris St.	4	5	2	13	.231	0	1	.000	0	1	.750	0	0	.000	1	1	2	0	3.0	0	7.0	.191	2-3	
09/06/2024	Tex. A&M Int'l	*3	7	0	11	.636	0	1	.000	3	0	14	1.000	0	0	.000	1	0	0	1	0.0	0	10.0	.284	3-0
09/06/2024	Central Mo.	*4	10	2	19	.421	0	1	.000	3	1	15	.933	0	0	.000	2	0	2	0	2.0	0	14.0	.175	3-1
09/07/2024	West Virginia St.	*3	9	0	16	.563	0	1	.000	1	2	13	.846	0	0	.000	0	1	5	1	6.0	0	13.5	.372	3-0
09/13/2024	vs Mo. St. Louis	*4	6	1	18	.278	0	0	.000	1	2	10	.800	0	1	1.000	0	0	1	0	1.0	0	7.5	.173	2-3
09/13/2024	at Regis (CO)	*4	13	2	22	.500	0	0	.000	1	1	11	.909	0	0	.000	4	0	0	0	0.0	0	14.0	.233	3-1
09/14/2024	vs Concordia-St. Paul	*5	5	3	14	.143	1	1	1.000	0	2	11	.818	0	0	.000	3	1	4	0	5.0	0	8.0	.226	3-2
09/14/2024	vs Chaminade	*5	8	3	18	.278	0	0	.000	0	2	8	.750	0	0	.000	2	0	4	0	4.0	0	10.0	.272	3-2
09/20/2024	vs Angelo St.	*4	7	1	14	.429	0	0	.000	0	2	10	.800	0	0	.000	0	1	2	0	3.0	0	9.0	.315	1-3
09/21/2024	at DBU	*1	0	0	1	.000	0	0	.000	0	1	3	.667	0	0	.000	1	0	1	0	1.0	0	0.5	.225	3-1
09/26/2024	at Western N.M.	*2	3	2	6	.167	1	3	.333	0	0	10	1.000	0	0	.000	1	1	0	0	1.0	0	4.0	.371	3-0
09/28/2024	at Tex. Permian Basin	*3	6	0	9	.667	0	2	.000	3	0	14	1.000	0	0	.000	3	0	1	0	1.0	0	9.5	.352	3-0
10/04/2024	Angelo St.	*3	6	0	9	.667	0	1	.000	0	0	9	1.000	0	0	.000	0	0	2	1	2.0	0	7.0	.333	3-0
10/05/2024	Lubbock Christian	*3	4	1	12	.250	1	2	.500	0	0	6	1.000	0	0	.000	1	0	2	0	2.0	0	5.0	.250	3-0
10/09/2024	at Okla. Christian	*4	8	2	13	.462	1	3	.333	1	0	17	1.000	0	0	.000	2	0	1	1	1.0	0	9.5	.324	3-1
10/12/2024	at Eastern N.M.	*3	7	0	13	.538	0	0	.000	0	0	15	1.000	0	0	.000	2	1	1	1	2.0	0	8.5	.320	3-0
10/18/2024	at DBU	*3	4	1	9	.333	0	2	.000	1	1	11	.909	0	0	.000	1	0	3	0	3.0	0	6.5	.402	3-0
10/19/2024	at UT Tyler	*3	1	3	9	-.222	0	0	.000	2	1	17	.941	0	0	.000	1	2	1	0	3.0	0	5.5	.212	3-0
10/25/2024	St. Edward's	*3	3	0	5	.600	0	0	.000	1	1	11	.909	0	0	.000	5	1	1	1	2.0	0	5.5	.330	3-0
10/26/2024	St. Mary's (TX)	*1	0	2	2	-.100	0	0	.000	0	0	0	.000	0	0	.000	0	0	1	0	1.0	0	0.5	.273	3-0
10/30/2024	Cameron	*2	3	1	8	.250	0	0	.000	0	0	8	1.000	0	0	.000	5	1	1	0	2.0	0	4.5	.321	3-0
11/01/2024	Sul Ross St.	*3	4	1	7	.429	0	0	.000	1	2	12	.833	0	0	.000	1	1	3	0	4.0	0	7.5	.414	3-0
11/08/2024	at Tex. A&M Int'l	*3	5	2	12	.250	0	0	.000	1	1	9	.889	0	0	.000	0	0	3	0	3.0	0	7.5	.264	3-0
11/09/2024	at Tex. A&M-Kingsville	*4	5	2	16	.188	0	0	.000	0	1	10	.900	0	0	.000	3	0	3	0	3.0	0	6.5	.283	3-1
11/15/2024	Midwestern St.	*4	8	3	20	.250	0	1	.000	2	1	11	.909	0	0	.000	1	0	3	1	3.0	0	11.5	.284	3-1
11/16/2024	Texas Woman's	*3	7	2	17	.294	0	0	.000	0	1	9	.889	0	0	.000	2	0	1	0	1.0	0	7.5	.333	3-0
11/21/2024	Lubbock Christian	*3	7	1	11	.545	0	1	.000	2	1	14	.929	0	0	.000	0	0	0	0	0.0	1	9.0	.274	3-0
<b>Totals</b>		<b>87</b>	<b>151</b>	<b>37</b>	<b>324</b>	<b>.352</b>	<b>4</b>	<b>20</b>	<b>.200</b>	<b>23</b>	<b>24</b>	<b>282</b>	<b>.915</b>	<b>0</b>	<b>1</b>	<b>1.000</b>	<b>42</b>	<b>11</b>	<b>48</b>	<b>7</b>	<b>59.0</b>	<b>1</b>	<b>209.0</b>		

Player Averages

Sets Played	Kills per set	Assists per set	Service aces per set	Digs per set	Blocks per set	Points per set
87	1.74	0.05	0.26	0.48	0.68	2.40

CAREER STATISTICS

Season	SP	MP	K	K/S	E	TA	Pct	A	A/S	SA	SA/S	SE	DIG	D/S	RE	BS	BA	TB	B/S	BE	BHE	Points	Pts/S
2022	16	13	27	1.69	12	57	.263	2	0.13	1	0.06	4	4	0.25	0	5	9	14.0	0.88	4	0	37.0	2.31
2023	6	5	3	0.50	2	8	.125	0	0	0	0	0	0	0.00	0	1	2	3.0	0.5	0	0	4.0	0.67
2024	87	27	151	1.74	37	324	0.352	4	0.05	23	0.26	24	42	0.48	0	11	48	59.0	0.68	7	1	208.0	2.39
	109	45	181	1.66	51	389	0.334	6	0.06	24	0.22	28	46	0.42	0	17	59	76.0	0.70	11	1	249.0	2.28



#20 | SHARLOTTE McCLINTOCK

MB | 6-3 | SO. | HOUSTON, TEXAS | STRATFORD HS



2024 SEASON HIGHS

Kills:	5, Sul Ross State (11/1/24)
Attempts:	13, St. Mary's (10/26/24)
Hitting %:	1.000, (2x), Lubbock Christian (10/5/24)
Assists:	1, at Dallas Baptist (9/21/24)
Aces:	2, Ferris State (9/5/24)
Digs:	2, at Western New Mexico (9/26/24)
Block Solo:	1, (4x), Sul Ross State (11/1/24)
Block Assists:	3, Sul Ross State (11/1/24)

CAREER HIGHS

Kills:	5, Sul Ross State (11/1/24)
Attempts:	13, St. Mary's (10/26/24)
Hitting %:	1.000, (2x), Lubbock Christian (10/5/24)
Assists:	1, at Dallas Baptist (9/21/24)
Aces:	2, Ferris State (9/5/24)
Digs:	2, at Western New Mexico (9/26/24)
Block Solo:	1, (4x), Sul Ross State (11/1/24)
Block Assists:	3, (2x), Sul Ross State (11/1/24)

CAREER HISTORY

ACCOLADES

NCAA National Runner-up (2023)

2023:

Lady Buffs made their second consecutive appearance in the NCAA Division II National Title match... Appeared in 16 sets, totaling 9 matches... Averaged .81 kills per set and had a total of 13 kills for the season, earning a .250 hitting percentage... On the defensive side, averaged .80 blocks per set, 10 block assists, and had 12 blocks for the season...

Stratford High School:

McClintock lettered at Stratford High School under head coach Jennifer Adcock... The Spartans claimed district champions for the 17th district of division 6a... McClintock, a co-captain of the Spartans team, was named District Blocker of the Year, a TGCA Academic All-State selection and First Team All-District... She was selected to the AVCA Best and Brightest First Team and AVCA All-America Watch List...

Personal:

Sharlotte is the daughter of Scott and Shana McClintock...

MATCH-BY-MATCH STATISTICS

Date	Opponent	SP	Attack				Set		Serve			Recept			Blocking				Team								
			K	E	TA	PCT	A	TA	PCT	SA	SE	TA	PCT	RE	TA	PCT	DIG	BS	BA	BE	TOTAL	BHE	POINTS	HIT%	SCORE		
09/05/2024	Ferris St.	*2	0	0	3	.000	0	0	.000	2	0	11	1.000	0	0	.000	0	0	0	0	0	0	0	0	2.0	.191	2-3
09/07/2024	West Virginia St.	1	0	0	0	.000	0	0	.000	0	0	0	.000	0	0	.000	0	1	1	0	2.0	0	1.5	.372	3-0		
09/13/2024	vs Mo.-St. Louis	2	0	0	2	.000	0	0	.000	0	0	7	1.000	0	0	.000	1	0	1	0	1.0	0	0.5	.173	2-3		
09/21/2024	at DBU	3	1	0	3	.333	1	3	.333	0	1	11	.909	0	0	.000	0	1	0	0	1.0	0	2.0	.225	3-1		
09/26/2024	at Western N.M.	1	4	0	4	1.000	0	0	.000	0	0	4	1.000	0	0	.000	2	0	1	0	1.0	0	4.5	.371	3-0		
10/05/2024	Lubbock Christian	1	2	0	2	1.000	0	0	.000	0	0	1	1.000	0	0	.000	0	0	1	0	1.0	0	2.5	.250	3-0		
10/09/2024	at Okla. Christian	2	1	0	3	.333	0	0	.000	0	1	1	.000	0	0	.000	0	0	0	0	0.0	0	1.0	.324	3-1		
10/12/2024	at Eastern N.M.	1	1	1	3	.000	0	0	.000	0	0	0	.000	0	0	.000	0	0	0	0	0.0	0	1.0	.320	3-0		
10/25/2024	St. Edward's	1	0	0	0	.000	0	0	.000	0	1	1	.000	0	0	.000	0	0	0	0	0.0	0	0.0	.330	3-0		
10/26/2024	St. Mary's (TX)	3	3	2	13	.077	0	1	.000	0	3	8	.625	0	0	.000	0	0	1	0	1.0	0	3.5	.273	3-0		
10/30/2024	Cameron	1	1	0	2	.500	0	1	.000	0	1	3	.667	0	0	.000	0	1	0	0	1.0	0	2.0	.321	3-0		
11/01/2024	Sul Ross St.	2	5	1	9	.444	0	1	.000	0	0	0	.000	0	0	.000	1	1	3	0	4.0	0	7.5	.414	3-0		
<b>Totals</b>		<b>20</b>	<b>18</b>	<b>4</b>	<b>44</b>	<b>.318</b>	<b>1</b>	<b>6</b>	<b>.167</b>	<b>2</b>	<b>7</b>	<b>47</b>	<b>.851</b>	<b>0</b>	<b>0</b>	<b>.000</b>	<b>4</b>	<b>4</b>	<b>8</b>	<b>0</b>	<b>12.0</b>	<b>0</b>	<b>28.0</b>				

Player Averages

Sets Played	Kills per set	Assists per set	Service aces per set	Digs per set	Blocks per set	Points per set
20	0.90	0.05	0.10	0.20	0.60	1.40

CAREER STATISTICS

Season	SP	MP	K	K/S	E	TA	Pct	A	A/S	SA	SA/S	SE	DIG	D/S	RE	BS	BA	TB	B/S	BE	BHE	Points	Pts/S
2023	16	9	13	0.81	4	36	.250	0	0.00	1	0.06	2	3	0.19	0	2	10	12.0	0.75	1	1	20.5	1.28
2024	20	12	18	0.90	4	44	0.318	1	0.05	2	0.10	7	4	0.20	0	4	8	12.0	0.6	0	0	27.5	1.38
	36	21	31	0.86	8	80	0.287	1	0.03	3	0.08	9	7	0.19	0	6	18	24.0	0.67	1	1	48.0	1.33



#21 | GETSEMANI CARRASCO

DS | 5-0 | GR. | AMARILLO, TEXAS | EASTERN NEW MEXICO



2024 SEASON HIGHS

Kills:	1, St. Mary's (10/26/24)
Attempts:	1, (3x), St. Mary's (10/26/24)
Hitting %:	1.000, St. Mary's (10/26/24)
Assists:	1, (3x), Cameron (10/30/24)
Aces:	2, (2x), St. Mary's (10/26/24)
Digs:	13, at Oklahoma Christian (10/9/24)
Block Solo:	--, --
Block Assists:	--, --

CAREER HIGHS (AT WT)

Kills:	1, St. Mary's (10/26/24)
Attempts:	1, (3x), St. Mary's (10/26/24)
Hitting %:	1.000, St. Mary's (10/26/24)
Assists:	1, (3x), Cameron (10/30/24)
Aces:	2, (2x), St. Mary's (10/26/24)
Digs:	13, at Oklahoma Christian (10/9/24)
Block Solo:	--, --
Block Assists:	--, --

CAREER HISTORY

Eastern New Mexico:

Spent two seasons at Lone Star Conference rival Eastern New Mexico... Saw time in 212 sets during 58 matches during her time in Portales... Registered 229 assists, 35 aces, and 1,042 digs for the Greyhounds... Career-high 41 digs against Midwestern State (9/16/23)... Two-time LSC Commissioner's Honor Roll selection and a CSC Academic All-District honoree in 2023... Led the LSC in digs per set in 2023 (5.53), tying the single-season record in ENMU history...

Otero Junior College:

Spent two seasons at Otero Junior College under head coach Morgan Wilkening... Saw time in 224 sets during 64 matches for the Rattlers... Posted 5.17 digs per set and 1,158 total digs... Registered double-digit digs in 35 of the 37 matches during the 2022 season for the Rattlers... All-Region selection during her sophomore campaign...

Caprock High School:

Registered a standout prep career at nearby Caprock High School... Played in the back row for the Longhorns under head coach Branda Morales... Three-year varsity letterwinner at CHS... First Team All-District and Defensive Player of the Year honors during her high school career... Also played four years of varsity soccer for the Longhorns...

Personal:

Getsemani is the daughter of Jorge and Martha Carrasco...

MATCH-BY-MATCH STATISTICS

Date	Opponent	Attack			Set			Serve			Receipt			Blocking			Team									
		SP	K	E	TA	PCT	A	TA	PCT	SA	SE	TA	PCT	RE	TA	PCT	DIG	BS	BA	BE	TOTAL	BHE	POINTS	HIT%	SCORE	
09/05/2024	Ferris St.	1	0	0	0	.000	0	0	.000	0	0	1	1.000	0	0	.000	0	0	0	0	0	0	0	0	.191	2-3
09/07/2024	West Virginia St.	1	0	0	0	.000	0	1	.000	0	0	0	.000	0	0	.000	0	0	0	0	0	0	0	0	.372	3-0
09/14/2024	vs Concordia-St. Paul	1	0	0	0	.000	0	0	.000	0	0	1	1.000	1	4	.750	0	0	0	0	0	0	0	0	.226	3-2
09/26/2024	at Western N.M.	3	0	0	0	.000	0	0	.000	1	0	11	1.000	1	14	.929	9	0	0	0	0	0	0	1.0	.371	3-0
09/28/2024	at Tex. Permian Basin	3	0	0	1	.000	0	2	.000	1	0	12	1.000	1	8	.875	4	0	0	0	0	0	0	1.0	.352	3-0
10/04/2024	Angelo St.	3	0	0	0	.000	0	3	.000	0	0	10	1.000	0	9	1.000	2	0	0	0	0	0	0	0.0	.333	3-0
10/05/2024	Lubbock Christian	3	0	0	0	.000	0	2	.000	0	0	7	1.000	1	17	.941	6	0	0	0	0	0	0	0.0	.250	3-0
10/09/2024	at Okla. Christian	4	0	0	1	.000	1	2	.500	1	0	15	1.000	0	14	1.000	13	0	0	0	0	0	0	1.0	.324	3-1
10/12/2024	at Eastern N.M.	2	0	0	0	.000	0	1	.000	0	0	7	1.000	0	6	1.000	9	0	0	0	0	0	0	0.0	.320	3-0
10/18/2024	at DBU	3	0	0	0	.000	0	1	.000	2	1	13	.923	0	11	1.000	6	0	0	0	0	0	0	2.0	.402	3-0
10/19/2024	at UT Tyler	3	0	0	0	.000	1	3	.333	0	2	11	.818	0	10	1.000	5	0	0	0	0	0	0	0.0	.212	3-0
10/25/2024	St. Edward's	2	0	0	0	.000	0	3	.000	0	1	6	.833	0	9	1.000	3	0	0	0	0	0	0	0.0	.330	3-0
10/26/2024	St. Mary's (TX)	3	1	0	1	1.000	0	0	.000	2	0	17	1.000	1	12	.917	7	0	0	0	0	0	0	3.0	.273	3-0
10/30/2024	Cameron	1	0	0	0	.000	1	1	1.000	0	0	6	1.000	0	1	1.000	3	0	0	0	0	0	0	0.0	.321	3-0
11/01/2024	Sul Ross St.	2	0	0	0	.000	0	2	.000	0	0	4	1.000	1	6	.833	2	0	0	0	0	0	0	0.0	.414	3-0
11/08/2024	at Tex. A&M Int'l	2	0	1	3	-.333	0	1	.000	1	0	6	1.000	1	8	.875	4	0	0	0	0	0	0	1.0	.264	3-0
11/09/2024	at Tex. A&M-Kingsville	3	0	0	0	.000	0	0	.000	2	0	16	1.000	1	5	.800	4	0	0	0	0	0	0	2.0	.283	3-1
11/15/2024	Midwestern St.	3	0	0	0	.000	0	0	.000	1	2	10	.800	0	9	1.000	3	0	0	0	0	0	0	1.0	.284	3-1
11/16/2024	Texas Woman's	3	0	0	0	.000	0	0	.000	0	0	8	1.000	0	14	1.000	2	0	0	0	0	0	0	0.0	.333	3-0
11/21/2024	Lubbock Christian	3	0	0	0	.000	0	5	.000	0	1	13	.923	1	10	.900	10	0	0	0	0	0	0	0.0	.274	3-0
<b>Totals</b>		<b>49</b>	<b>1</b>	<b>1</b>	<b>6</b>	<b>.000</b>	<b>3</b>	<b>27</b>	<b>.111</b>	<b>11</b>	<b>7</b>	<b>174</b>	<b>.960</b>	<b>9</b>	<b>167</b>	<b>.946</b>	<b>92</b>	<b>0</b>	<b>0</b>	<b>0</b>	<b>0</b>	<b>0</b>	<b>0</b>	<b>12.0</b>		

Player Averages

Sets Played	Kills per set	Assists per set	Service aces per set	Digs per set	Blocks per set	Points per set
49	0.02	0.06	0.22	1.88	0.00	0.24

CAREER STATISTICS

Season	SP	MP	K	K/S	E	TA	Pct	A	A/S	SA	SA/S	SE	DIG	D/S	RE	BS	BA	TB	B/S	BE	BHE	Points	Pts/S
2024	49	20	1	0.02	1	6	0.000	3	0.06	11	0.22	7	92	1.88	9	0	0	0	0.00	0	0	12.0	0.24
	49	20	1	0.02	1	6	0.000	3	0.06	11	0.22	7	92	1.88	9	0	0	0	0.00	0	0	12.0	0.24

