

2024 SCHEDULE

AUGUST

29 at Sul Ross State* W, 42-21

SEPTEMBER

5 at #5 Colorado School of Mines L, 41-13

14 #15 Western Colorado L, 26-17

Presented by Northwest Texas Healthcare System

21 #14 Central Washington* L, 45-3

Presented by The People's Federal Credit Union

28 at Western Oregon* L, 24-16

OCTOBER

12 Western New Mexico* W, 42-17

Homecoming - Presented by First United Bank

19 at Eastern New Mexico* W, 42-24

36th Wagon Wheel Game

26 UT Permian Basin* L, 21-7

Pink Out Presented by Carpet Tech/Texas Oncology

NOVEMBER

2 at Texas A&M-Kingsville* W, 21-14

9 Midwestern State* W, 17-12

Presented by Street Auto Group

16 at #21 Angelo State* 6:00 p.m.

THE SERIES vs. ASU

SERIES HISTORY

Overall	ASU Leads, 22-15
In Canyon	ASU Leads, 11-8
In San Angelo	ASU Leads, 11-7
Neutral Site	
Current Streak	ASU, Win 2
Last Meeting	October 28, 2023
Most WT Points	58 (9/27/14)
Most ASU Points	58 (10/22/05)
Fewest WT Points	0 (10/5/02)
Fewest ASU Points	0 (10/25/08)
Largest Win	30 (10/3/98)
Largest Loss	48 (11/4/17)
Last 10	ASU Leads, 7-3
Last 20	WT Leads, 12-8

FOLLOW THE BUFFS


SOCIAL MEDIA

Athletics Website	GoBuffsGo.com
Twitter	@WTBuffNation
Instagram	@WTAMUathletics
Facebook	com/WTAthletics
Hashtag	#BuffNation
Twitter	@WTAMUFootball
Instagram	@WTAMU_Football
Hashtag	#HereWeCome

WHAT'S INSIDE

TABLE OF CONTENTS

Bain-Schaeffer Buffalo Stadium	2
Last Meeting	3
News & Notes	4
Schedule Breakdown	5
Tracking the Opponents	6
Two-Deep	7
Numerical Roster	8-9
Alphabetical Roster	10-11
The Lone Star Conference	12
AFCA Division II Top-25 Poll	13
Head Coach Josh Lynn	14-15
Assistant Coaches	16-17
Statistics	18-25
Game Recaps	26-30



GAME #11

at #21 Angelo State

Saturday, November 16

LeGrand Stadium

San Angelo, Texas

WTAMUFOOTBALL

WTAMU_FOOTBALL

THE MATCHUP



WEST TEXAS A&M BUFFALOES (5-5, 5-3 LSC)

Head Coach: Josh Lynn

Record at WT: 8-12 (Second Season)

Career Record: 82-66 (14th Season)

VS



#21 ANGELO STATE RAMS (8-2, 8-0 LSC)

Head Coach: Jeff Girsch

Record at ASU: 43-10 (Seventh Season)

Career Record: 43-10 (Seventh Season)

BROADCAST INFORMATION

WATCH ONLINE

Platform: FloSports

Website: Go.FloSports.tv/Partner/Lone-Star

Monthly (\$14.99) / Annual (\$99/99)

LIVE STATS

Platform: StatBroadcast

Website: AngeloSports.com

WHAT TO KNOW

SETTING THE STAGE

The Buffs close out their campaign in San Angelo, Texas on Saturday night as they battle the Lone Star Conference Champion #21 Rams of Angelo State with kickoff set for 6:00 p.m. at LeGrand Stadium.

MIDWESTERN STATE RECAP

The Buffaloes made the final home game for 33 seniors a special one on Saturday night as they dominated in the trenches on both sides of the ball in a 17-12 Lone Star Conference victory over the Mustangs of Midwestern State at Bain-Schaeffer Buffalo Stadium in Canyon.

LSC NEWS & NOTES

With its eighth straight win, Angelo State captured the 2024 Lone Star Conference football championship. It was the second conference title in the last three years for the Rams.

Texas A&M-Kingsville, UT Permian Basin, West Texas A&M and Central Washington were also victorious in Week 10.

CWU is producing 421.1 offensive yards per game, followed by ENMU (416.8 ypg) and UT Permian Basin (400.7 ypg).

On the defensive side of the ball, CWU is allowing just 219 yards per game and has three shutouts. ASU (269.2 ypg) and UTPB (279.8) are also holding opponents under 300 yards per game.

WEEK 11 MATCHUPS

The final week of Lone Star Conference regular season football is upon us as Sul Ross State, Midwestern State, Central Washington, Angelo State and Texas A&M-Kingsville host games during Week 11.

TALE OF THE TAPE

WT		ASU
	SCORING	
22.00	Points/Game	29.60
	FIRST DOWNS	
99	Rushing	72
81	Passing	84
12	Penalty	25
	RUSHING	
1798	Net Yards	1459
156	Attempts	258
4.7	Average/Rush	4.1
179.8	Average/Game	145.9
15	Touchdowns	20
	PASSING	
159-271-10	Comp-Att-Int	156-276-2
7.01	Average/Pass	7.88
190.10	Average/Game	217.60
14	Touchdowns	16
	TOTAL OFFENSE	
650	Total Plays	634
5.7	Average/Play	5.7
369.9	Average/Game	363.5
	RETURNS	
17.84	Kickoff Average	22.43
7.82	Punt Average	6.12
13.20	Interception Average	12.64
	KICKING	
41.29	Punt Net Average	44.56
4-11	Field Goals	10-14
0-2	Onside Kicks	0-0
	PENALTIES	
57.20	Average/Game	49.50
57-572	Total-Yards	53-495
	MISC	
30:17	Average Time of Possession	28:36
48-129	3rd Down Conv.	37-131
8-21	4th Down Conv.	3-10
14-64	Sacks-Yards Lost	25-127
24-27	PAT	34-34





FIRST UNITED FIELD at BAIN-SCHAEFFER BUFFALO STADIUM

First United Field at Bain-Schaeffer Buffalo Stadium seats 8,500 with an estimated total capacity of 12,000 when including overflow berm seating and standing-room-only space at the concourse level. The state-of-the-art stadium opened in 2019 and has been regarded as one of the best stadiums in NCAA Division II football.

The stadium features a video scoreboard structure, a ribbon board system, and a concourse that provides full circulation for patrons around the stadium. Along with great features around the stadium, the field itself is a Hellas Cushdrain field which helps reduce the impact on the head during tackles creating a safer game.

There are also seven suites, which also feature seating under the cover of the upper deck. The Fairly Group Club on the second level of the stadium offers a stunning game day and year-round event space. Overlooking midfield and covering more than 4,000 square feet, it features a 20-foot glass wall to the East and offers spectacular panoramas of the Texas Panhandle.

The stadium opened in 2019 under the name of Buffalo Stadium before being receiving its current name in September 2022. The stadium is named after Barbara and Ray Bain and Geneva and Stanly Schaeffer.

The field at the stadium was named First United Field in 2023 following a naming rights agreement between the university’s athletic department and First United Bank that will last until 2033.

HOME OF THE NJCAA DIVISION I CHAMPIONSHIP

The NJCAA has selected West Texas A&M as the host site for the 2024, 2025, 2026, and 2027 NJCAA Division I Football Championships.

“The NJCAA is excited for the future of the DI Football Championship in Amarillo and Canyon,” stated Brian Luckett, NJCAA Senior Vice President for External Affairs & Development. “West Texas A&M has an incredible facility with top of the line features that are going to play an integral role in the championship experience for NJCAA student-athletes, coaches, and fans.”

The 2024 NJCAA Division I Football Championship will take place on Wednesday, December 18 at 7:30 PM CT and will be televised nationally on ESPNU.

Top-25 Attendance Marks

	Opponent	Date	Att.	Result
1.	Azusa Pacific	Sept. 7, 2019	10,145	W, 35-16
2.	UT Permian Basin	Oct. 1, 2022	9,414	W, 28-27
3.	Angelo State	Oct. 9, 2021	9,326	W, 31-15
4.	Central Washington	Oct. 5, 2019	9,124	W, 48-41
5.	Western New Mexico	Oct. 14, 2023	8,462	W, 49-27
6.	Western New Mexico	Oct. 12, 2024	8,147	W, 42-17
7.	Western New Mexico	Sept. 28, 2019	7,514	W, 45-21
8.	Colorado School of Mines	Sept. 25, 2021	7,398	L, 21-13
9.	Texas A&M-Kingsville	Sept. 17, 2022	7,337	L, 31-24
10.	Midwestern State	Nov. 6, 2021	7,315	W, 15-12
11.	Adams State	Sept. 9, 2023	6,981	W, 28-7
12.	Western Colorado	Sept. 3, 2022	6,781	W, 44-6
13.	Texas A&M-Commerce	Nov. 2, 2019	6,734	L, 34-20
14.	Midwestern State	Sept. 16, 2023	6,726	W, 23-0
15.	Western Oregon	Sept. 30, 2023	6,553	L, 37-36
16.	Angelo State	Oct. 19, 2019	6,345	L, 17-14
17.	Western Colorado	Sept. 14, 2024	6,219	L, 26-17
18.	Texas A&M-Commerce	Oct. 23, 2021	6,216	L, 15-3
19.	UT Permian Basin	Oct. 26, 2024	6,131	L, 21-7
20.	Central Washington	Oct. 22, 2022	6,033	W, 35-16
21.	Midwestern State	Nov. 16, 2019	6,014	W, 34-24
22.	Bethel College	Nov. 13, 2021	5,728	W, 52-9
23.	Western New Mexico	Sept. 18, 2021	5,677	W, 42-14
24.	Eastern New Mexico	Nov. 5, 2022	5,469	L, 24-21
25.	Texas College	Sept. 2, 2021	5,350	W, 73-0

* Denotes the 2020 COVID Season

LAST MEETING vs. ANGELO STATE

ANGELO STATE OVERPOWERS WEST TEXAS A&M, 27-10

Game 9 - West Texas A&M (3-6) vs. Angelo State (5-3)

Date.....Saturday, October 28, 2023
 Time7:00 p.m.
 LocationCanyon, Texas
 StadiumBain-Schaeffer Buffalo Stadium
 SurfaceArtificial
 Attendance.....4,972
 Duration2:33



SCORE BY QUARTER					
	1	2	3	4	F
ASU	7	7	10	3	27
WT	3	0	0	7	10

All-Time SeriesASU Leads, 22-15
 in CanyonASU Leads, 11-8
 in San AngeloASU Leads, 11-7
 StreakASU, Win 2

SCORING SUMMARY

FIRST QUARTER

ASU Gear 49yd run (Larson PAT) Drive: 1 Play, 49 Yards, 0:08 TOP
 WT Gregg 40yd field goal Drive: 4 Plays, 1 Yard, 0:59 TOP

SECOND QUARTER

ASU Phillips 7yd pass from Gardner (Larson PAT) Drive: 13 Plays, 83 Yards, 7:02 TOP

THIRD QUARTER

ASU Larson 26yd field goal Drive: 6 Plays, 63 Yards, 2:57 TOP
 ASU Pharies 19yd run (Larson PAT) Drive: 6 Plays, 51 Yards, 3:30 TOP

FOURTH QUARTER

ASU Larson 25yd field goal Drive: 8 Plays, 61 Yards, 3:54 TOP
 WT McCreary 71yd run (Gregg PAT) Drive: 3 Plays, 80 Yards, 1:20 TOP

RECAP

CANYON, Texas - The defending Lone Star Conference Champion Rams of Angelo State registered 513 yards of total offense with 396 of those coming on the ground in a 27-10 LSC victory over the West Texas A&M Buffaloes in front of almost 5,000 fans at Bain-Schaeffer Buffalo Stadium on Senior Night.

The Rams took advantage of a Buffalo fumble early in the first quarter as Alfred Gear found a hole and took it 46 yards into the endzone for a 7-0 lead. ASU looked to add to their lead on their next drive as a long rush by Kason Philips setup the Rams inside of the red-zone but the Buffs would make a stop on fourth down to keep it 7-0.

WT took their turn with a short field on a special team mistake as Preston Steszewski forced a fumble recovered by Michael Arceneaux II to setup a 40-yard field goal by Preston Gregg to make it 7-3. The Rams responded on their next drive as a four-down conversion in WT territory setup an eight-yard touchdown pass from Gerald Gardner to Philips to make it 14-3.

The Buffs came up with another takeaway as Steszewski forced his second fumble on the night as the Rams were marching down the field, Antonio Iwuagwu jumped on the loose ball to give WT the ball but the Buffs went three-and-out on offense to force another Seth Ford punt as he pinned the Rams deep in their own territory with four minutes left. ASU looked to add to their lead but an Ashton Reynolds sack on third down kept the Rams off of the scoreboard as we headed into the locker room at 14-3.

Angelo used the ground game to add to their lead in the third as Philips picked up 46 yards up the middle to setup a 26-yard field goal by Brad Larson to make it 17-3. The Buffs found some life on offense on their next drive as they marched inside of ASU territory before a Rams interception on fourth and short to setup an ASU drive capped off by a 19-yard rushing touchdown by Chad Pharies to make it 24-3.

The Rams would add to their lead early in the fourth quarter as another Buffalo interception started an eight play drive finished off by a 25-yard field goal from Larson to extend the lead to 27-3. WT wouldn't go down without a fight as Ben McCreary broke loose for a 71-yard touchdown with less than a minute on the clock.

TEAM STATS

CATEGORY	ASU	WT
First Downs	20	9
Rushes-Yards (Net)	396	171
Passing Yards (Net)	117	50
Comp-Att-Int	6-13-0	8-26-2
Total Offense Plays-Yds	67-513	56-221
Fumble Returns-Yds	0-0	0-0
Punt Returns-Yds	2-7	0-0
Kickoff Returns-Yds	2-17	2-32
Interception Returns-Yds	2-13	0-0
Punts (Number-Net Avg.)	2-3.5	0-0
Fumbles-Lost	3-2	3-1
Penalties-Yards	6-55	4-50
Possession Time	34:43	25:17
Third Down Conversions	3-14	4-15
Fourth Down Conversions	2-4	0-1
Red Zone Scores-Chances	4-5	0-0
Sacks By (Number-Yds)	1-8	1-7

INDIVIDUAL STATS

RUSHING

WT - McCreary, B. 4-94-1; Brown, K. 5-27; Smallwood, I. 10-20; McCoy-Gay, T. 8-17; Tipton, T. 1-10; Bogardus, N. 1-9; Eget, W. 1-(-6)
ASU - Phillips, K. 8-115; Jones, J. 10-90; Pharies, C. 9-78-1; Gear, A. 5-65-1; Wilcox, B. 11-27; Fuller, B. 3-14; Gardner, G. 3-14; McGuire, S. 2-2

PASSING

WT - Brown, K. 8-25-60-0-2; Eget, W. 0-1-0-0-0
ASU - Gardner, G. 5-12-107-1-0; McGuire, S. 1-1-10-0-0

RECEIVING

WT - Sweet, T. 3-37; Bogardus, N. 2-8; Sims, K. 1-6; Brown, S. 1-(-1)
ASU - Bradford, K. 1-42; Thomas IV, A. 2-33; Williams, K. 1-25; Winn, T. 1-10; Phillips, K. 1-7

INTERCEPTIONS

WT - None
ASU - Pitts, A. 1-14; McCullough-Cooper, K. 1-(-1)

SACKS

WT - Reynolds, A. 1-0-7
ASU - Williams, A. 1-0-8

FUMBLE RECOVERIES

WT - Iwuagwu, C. 1-0; Arceneaux, M. 1-0
ASU - Catan, T. 1-0



NEWS & NOTES

A LOOK AT THE RAMS

Angelo State enters the final weekend of the regular season riding an eight-game win streak as they are 8-2 overall with an unbeaten 8-0 mark in LSC action. The Rams picked up a 38-16 victory last Saturday at Western Oregon to win the LSC Championship.

ASU registered 428 total yards with 315 of them coming thru the air in Monmouth as they held Western Oregon to 289 yards of offense in a 38-16 victory. Braedon Fuller completed 13-of-25 passes for 315 yards and three scores with Zorhan Rideaux catching three passes for 124 yards and a touchdown.

The Rams average 29.6 points per game so far this season as they produce 363.5 yards of total offense per game while allowing just 269.2. Fuller, a junior from Floresville, has settled into the starting role completing 136-of-232 passes for 1,942 yards and 14 touchdowns with no interceptions while carrying the ball 111 times for 461 yards and seven scores. Defensively, senior Kenton Allen leads the way as the Riverside, California product has 91 total tackles (42 solo) with 3.5 of them coming for a loss to go along with a pick and a fumble recovery.

ASU HEAD COACH JEFF GIRSCH

Jeff Girsch is now in his 10th season in San Angelo, serving the last seven as the head coach of the Rams. He has led Angelo State to the Lone Star Conference Championship in two of the last three seasons. Girsch took over the ASU program on November 4, 2018 after serving as the team's Defensive Coordinator.

THE SERIES

Saturday night marks the 38th all-time meeting on the gridiron between the Buffs and Rams as Angelo State holds a 22-15 advantage in the series. The Buffs are 7-11 all-time in San Angelo as they have dropped their last two trips to the Concho Valley.

HEAD COACH JOSH LYNN

Josh Lynn is now in his second season at the helm of the West Texas A&M Football program after being named the 29th head coach in WT history.

Lynn, widely regarded as one of the nation's up-and-coming head coaches, came to Canyon following six seasons at the University of Nebraska-Kearney where he led the Lopers to an overall record of 35-25 including a run to the Second Round of the 2021 NCAA Division II Playoffs. Lynn coached 61 all-conference selections during his time in Kearney while being named the MIAA Coach of the Year in 2021.

ONE LAST RIDE

Saturday night will mark the final collegiate football game for 33 Buffaloes as the group was honored prior to a 17-12 victory last week over Midwestern State at Bain-Schaeffer Buffalo Stadium.

WT FOOTBALL WEEKLY REPORT

West Texas A&M Athletics has partnered with Panhandle Sports Star 1029 FM ESPN along with The Lumberyard to present the West Texas A&M Football Weekly Report.

Host Lucas Kinsey will be joined by Josh Lynn along with student-athletes and assistant coaches in the one-hour show. The show, presented by The Lumberyard, will take place at Feldman's Wrong Way Diner (2100 N 2nd Ave.)

LIVE COVERAGE

Saturday's contest will be broadcasted on FloSports. The LSC and FloSports reached a historic agreement in August for the largest streaming rights deal in NCAA Division II history.

Fans have two different subscription options: \$14.99 per month or \$99.99 per year (\$8.33/month).

HOME OF CHAMPIONS

West Texas A&M is home to one of the most successful athletic programs in all of NCAA Division II.

The Buffs and Lady Buffs finished third in the 2023-24 Division II LEARFIELD Director's Cup standings. It marked the sixth straight and eighth overall time that WT finished inside of the Top-10 including the fifth straight inside of the Top-5.

ON THIS DAY

The Buffs are 4-3 all-time on games played on November 16th.

- 1957 - at Drake - L, 20-19
- 1968 - at New Mexico State - W, 23-14
- 1974 - North Texas - W, 21-14
- 1996 - at Abilene Christian - L, 26-3
- 2002 - at Abilene Christian - L, 35-31
- 2013 - at Midwestern State - W, 19-12
- 2019 - Midwestern State - W, 34-24

THIS DAY IN SPORTS

1957 - Boson Celtics' center Bill Russell sets an NBA record of 49 rebounds as Boston beats Philadelphia Warriors, 111-89 at Boston Gardens

1957 - University of Oklahoma ends their 47-game win streak as they fall, 7-0 to Notre Dame

1966 - Pittsburgh Pirates outfielder Roberto Clemente is named National League Most Valuable Player

2023 - MLB owners unanimously approve Oakland A's proposed move from California to Las Vegas, Nevada; it will become the franchise's 4th home since being established in Philadelphia in 1901

SERIES HISTORY vs. ASU

Date	Location	Result
10/1/83	Canyon	L, 10-3
9/14/85	Canyon	W, 12-10
10/11/86	Canyon	W, 38-15
10/10/87	San Angelo	L, 36-7
10/1/88	Canyon	L, 52-6
9/30/89	San Angelo	L, 49-14
9/29/90	Canyon	L, 52-14
9/30/95	San Angelo	L, 54-14
10/5/96	Canyon	L, 28-10
10/4/97	San Angelo	L, 31-23
10/3/98	Canyon	W, 37-7
10/2/99	San Angelo	L, 28-7
9/30/00	Canyon	L, 28-3
9/29/01	San Angelo	L, 30-10
10/5/02	Canyon	L, 19-0
10/4/03	San Angelo	L, 20-19
10/23/04	San Angelo	W, 36-33
10/22/05	Canyon	L, 58-53
10/28/06	San Angelo	W, 26-10
10/27/07	Canyon	W, 38-17
10/25/08	San Angelo	W, 27-0
10/24/09	Canyon	W, 43-15
9/25/10	San Angelo	W, 37-27
10/8/11	Canyon	W, 19-7
10/6/12	San Angelo	W, 35-9
10/19/13	Canyon	W, 34-30
9/27/14	San Angelo	W, 58-41*
9/26/15	Canyon	L, 35-17
11/5/16	Canyon	L, 28-6
11/4/17	San Angelo	L, 51-3
10/13/18	San Angelo	W, 26-18
10/19/19	Canyon	L, 17-14
9/26/20	San Angelo	L, 21-10
10/24/20	Canyon	W, 34-27
10/9/21	Canyon	W, 31-15
10/24/22	San Angelo	L, 34-14
10/28/23	Canyon	L, 27-10

*Vacated due to NCAA Violation

TACKLE LEADERS (SINCE '00)































Rk	Player (Years)	Tackles
1.	Taylor McCuller (2010-13)	432
2.	Chaun Thompson (1998-99, 01-02)	358
3.	Jared Brock (2005-08)	349
4.	JT Cavender (2020-Present)	341

A WEST TEXAS A&M WIN WOULD...

- Mark the 550th all-time victory for Buffalo Football
- Move the Buffs to 6-5 overall with a 6-3 mark in Lone Star Conference action
- Make the Buffs 16-22 all-time against Angelo State
- Snap a two-game losing skid to the Rams that dates back to 2021
- Mark the 83rd career win for WT head coach Josh Lynn



2024 SCHEDULE BREAKDOWN

Opponent	Game Information	Quick Hits	Before WT	After WT
	Sul Ross State Thursday, August 29 6 p.m. - Alpine, Texas W, 42-21	Ninth all-time meeting.... Buffs are 7-0-2 in the series... Lobos went 4-6 during their final season in NCAA Division III... Barry Derickson in his third season at Sul Ross State		 L, 36-17
	Colorado School of Mines Saturday, September 5 7 p.m. - Golden, Colorado L, 41-13	Second all-time meeting... CSM is 2-0 in the series... Orediggers went 14-1 last season, advancing to the National Title Game... Pete Sterbick in his second season at CSM		 W, 31-28
	Western Colorado Saturday, September 14 7 p.m. - Canyon, Texas L, 26-17	Ninth all-time meeting.... Buffs are 7-1 in the series... Mountaineers went 10-2 during the 2023 campaign... Jas Bains enters his 14th season at the helm of WCU	 W, 38-33	 W, 38-0
	Central Washington Saturday, September 21 7 p.m. - Canyon, Texas L, 45-3	Eighth all-time meeting... The Buffs are 5-3 in the series... The Wildcats went 9-4 last year, advancing to the Regional Finals... Chris Fisk in his sixth season at the helm in Ellensburg	 W, 28-12	 W, 36-0
	Western Oregon Saturday, September 28 3 p.m. - Monmouth, Oregon L, 24-16	Fourth all-time meeting... Western Oregon leads the series 4-0... Wolves went 3-8 overall during the 2023 season.. Arne Ferguson in his 20th season	 W, 39-17	 W, 34-10
	Western New Mexico Saturday, October 12 7 p.m. - Canyon, Texas W, 42-17	Homecoming... 14th all-time meeting... Buffs lead the series 10-4... WNMU went 2-8 during the 2023 season... Billy Hickman enters his second year at the helm of the Mustangs	 L, 34-10	 L, 34-20
	Eastern New Mexico Saturday, October 19 1 p.m. - Portales, New Mexico W, 42-24	38th all-time meeting... Series tied 19-19... 36th Wagon Wheel Game... The Hounds went 5-6 last year... Kelly Lee enters his fifth season at the helm of the ENMU program	 L, 49-20	 W, 41-34
	UT Permian Basin Saturday, October 26 7 p.m. - Canyon, Texas L, 21-7	Eighth all-time meeting... Buffs lead the series 5-3... The Falcons finished 10-2 last year, winning the LSC Title... UTPB head coach Kris McCullough enters his second season	 L, 30-27 OT	 W, 64-14
	Texas A&M-Kingsville Saturday, November 2 7 p.m. - Kingsville, Texas W, 21-14	38th all-time meeting... TAMUK leads the all-time series 21-17... Javelinas went 7-3 last season... Mike Salinas enters his fifth season in Kingsville	 W, 21-14	 W, 28-20
	Midwestern State Saturday, November 9 6 p.m. - Canyon, Texas W, 17-12	36th all-time meeting... Buffs lead the series 21-15... Mustangs went 4-6 overall during the 2023 campaign... Rich Renner enters his first season at the helm of the Mustangs	 L, 21-16	 Nov. 16
	Angelo State Saturday, November 16 6 p.m. - San Angelo, Texas LeGrand Stadium	37th all-time meeting... ASU leads the series 21-15... Rams went 7-3 during the 2023 campaign... Jeff Girsch enters his seventh season in San Angelo	 W, 38-16	

TRACKING THE OPPONENTS

SUL ROSS STATE

8/29	West Texas A&M	L, 42-21
9/7	at Eastern New Mexico	L, 36-17
9/14	Wayland Baptist	W, 52-51 OT
9/21	Western Oregon	L, 39-17
9/28	at Texas A&M-Kingsville	L, 56-21
10/12	at Midwestern State	L, 40-21
10/19	Western New Mexico	W, 34-20
10/26	at Angelo State	L, 57-10
11/2	Eastern New Mexico	W, 33-28
11/9	at Central Washington	L, 66-0.
11/16	UT Permian Basin	12 p.m.

COLORADO SCHOOL OF MINES

9/5	West Texas A&M	W, 41-13
9/14	at Washburn	W, 31-28
9/21	at Chadron State	W, 13-12
9/28	Black Hills State	W, 52-24
10/5	at Colorado Mesa	L, 14-13
10/12	South Dakota Mines	W, 45-20
10/19	at Adams State	W, 56-14
10/26	Western Colorado	L, 38-28
11/2	at New Mexico Highlands	W, 56-21
11/9	at CSU-Pueblo	L, 28-13
11/16	Fort Lewis	1 p.m.

WESTERN COLORADO

9/7	Midwestern State	W, 38-33
9/14	at West Texas A&M	W, 26-17
9/21	Adams State	W, 38-0
9/28	at New Mexico Highlands	W, 53-12
10/5	Fort Lewis	W, 44-7
10/12	at Black Hills State	W, 35-14
10/19	South Dakota Mines	W, 35-24
10/26	at Colo. School of Mines	W, 38-28
11/2	CSU-Pueblo	L, 44-34
11/9	Chadron State	W, 21-17
11/16	at Colorado Mesa	2 p.m.

CENTRAL WASHINGTON

9/7	at San Diego	L, 26-7
9/14	at Colorado Mesa	W, 28-12
9/21	at West Texas A&M	W, 45-3
9/28	Western New Mexico	W, 36-0
10/5	at Eastern New Mexico	W, 44-28
10/12	UT Permian Basin	L, 14-13
10/19	at Texas A&M-Kingsville	W, 31-0
10/26	Midwestern State	W, 42-21
11/2	at Angelo State	L, 17-16
11/9	Sul Ross State	W, 66-0
11/16	Western Oregon	3 p.m.

WESTERN OREGON

9/7	at Idaho State	L, 50-10
9/14	at Cal Poly	L, 31-14
9/21	at Sul Ross State	W, 39-17
9/28	West Texas A&M	W, 24-16
10/5	at Western New Mexico	W, 34-10
10/12	Eastern New Mexico	W, 49-20
10/19	at UT Permian Basin	W, 30-27 OT
10/26	Texas A&M-Kingsville	L, 21-14
11/2	at Midwestern State	W, 21-16
11/9	Angelo State	L, 38-16
11/16	at Central Washington	3 p.m.

WESTERN NEW MEXICO

8/31	at UT Permian Basin	L, 41-3
9/7	at Adams State	W, 46-36
9/14	New Mexico Highlands	W, 33-36
9/21	Angelo State	L, 21-0
9/28	at Central Washington	L, 36-0
10/5	Western Oregon	L, 34-10
10/12	at West Texas A&M	L, 42-17
10/19	at Sul Ross State	L, 34-20
10/26	Eastern New Mexico	L, 41-34
11/9	Texas A&M-Kingsville	L, 28-20
11/16	at Midwestern State	1 p.m.

EASTERN NEW MEXICO

8/29	at New Mexico Highlands	W, 63-37
9/7	Sul Ross State	W, 36-17
9/14	at Angelo State	L, 26-20
9/21	Midwestern State	L, 36-15
10/5	Central Washington	L, 44-28
10/12	at Western Oregon	L, 49-20
10/19	West Texas A&M	L, 42-24
10/26	at Western New Mexico	W, 41-34
11/2	at Sul Ross State	L, 33-28
11/9	UT Permian Basin	L, 64-14
11/16	at Texas A&M-Kingsville	7 p.m.

UT PERMIAN BASIN

8/31	Western New Mexico	W, 41-3
9/7	at CSU-Pueblo	L, 40-23
9/14	Adams State	W, 67-14
9/21	Texas A&M-Kingsville	L, 20-14
9/28	at Midwestern State	W, 27-3
10/5	Angelo State	L, 36-7
10/12	at Central Washington	W, 14-13
10/19	Western Oregon	L, 30-27 OT
10/26	at West Texas A&M	W, 21-7
11/9	at Eastern New Mexico	W, 64-14
11/16	at Sul Ross State	12 p.m.

TEXAS A&M-KINGSVILLE

8/29	Colorado Mesa	L, 16-13
9/14	at Mississippi College	W, 27-7
9/21	at UT Permian Basin	W, 20-14
9/28	Sul Ross State	W, 56-21
10/5	Midwestern State	W, 40-13
10/12	at Angelo State	L, 38-0
10/19	Central Washington	L, 31-0
10/26	at Western Oregon	W, 21-14
11/2	West Texas A&M	L, 21-14
11/9	at Western New Mexico	W, 28-20
11/16	Eastern New Mexico	7 p.m.

MIDWESTERN STATE

8/29	Missouri Southern	W, 18-11
9/7	at Western Colorado	L, 38-33
9/21	at Eastern New Mexico	W, 36-16
9/28	UT Permian Basin	L, 27-3
10/5	at Texas A&M-Kingsville	L, 40-13
10/12	Sul Ross State	W, 40-21
10/19	Angelo State	L, 44-7
10/26	at Central Washington	L, 42-21
11/2	Western Oregon	L, 21-16
11/9	at West Texas A&M	L, 17-12
11/16	Western New Mexico	1 p.m.

ANGELO STATE

8/30	at Fort Hays State	L, 21-7
9/7	at Emporia State	L, 17-12
9/14	Eastern New Mexico	W, 26-20
9/21	at Western New Mexico	W, 21-0
10/5	at UT Permian Basin	W, 36-7
10/12	Texas A&M-Kingsville	W, 38-0
10/19	at Midwestern State	W, 44-7
10/26	Sul Ross State	W, 57-10
11/2	Central Washington	W, 17-16
11/9	at Western Oregon	W, 38-16
11/16	West Texas A&M	6 p.m.

COMBINED OVERALL RECORD: 62-50 (.554)

WEST TEXAS A&M DEPTH CHART

OFFENSE

QB	4	Kanon Gibson	6-1	190	So.
	1	Sean Johnson	6-2	185	Jr.
RB	5	Tre'Jon Henderson	6-0	220	Sr.
	32	Jamaal Joseph	5-11	210	Jr.
Z	14	Tucker Swoboda	6-3	200	Sr.
	9	TJ Moore Jr.	5-11	160	Sr.
X	6	Zorian Stanton	6-0	180	Sr.
	83	Trace Clarkson	6-3	190	Fr.
T	0	Tyrie Tipton	5-11	160	Sr.
	9	TJ Moore Jr.	5-11	160	Sr.
Y	41	Brennan Ray	6-2	240	So.
	88	Jordan Mendoza	6-4	240	Sr.
LT	63	Kanyon Ives	6-4	270	So.
	55	Tashaun Pennington	6-6	275	So.
LG	58	Hunter Mastin	6-2	275	So.
	69	Andres Barraza	6-4	310	R-Fr.
C	66	Joe Ta'ase	6-3	300	Sr.
	54	Franky McFadden	6-4	280	Jr.
RG	62	Jax Andrews	6-3	295	So.
	71	Zach Dietrich	6-2	290	Sr.
RT	59	Matthew Ames	6-3	285	Sr.
	75	Niko Castaneda	6-4	300	So.

DEFENSE

DE	56	Dylan Parcher	6-2	285	Sr.
	91	Chima Iwuagwu	6-1	265	Sr.
NG	95	Charlie Leota	6-3	350	Jr.
	99	Ovahdyah Ben-Israel	6-5	335	Sr.
DE	45	Sosa Sokimi	6-0	260	Jr.
	89	Hayden Jansky	6-3	240	So.
OLB	21	Josh Beaird	6-1	230	Sr.
	18	Ashton Reynolds	6-1	220	Sr.
ILB	44	JT Cavender	6-0	220	Sr.
	15	Sam Hampton	6-0	195	Sr.
ILB	8	Zach Schlager	6-1	230	Sr.
	42	Cade Cox	6-0	200	Jr.
OLB	10	David deMenezes	6-1	200	Jr.
	23	Eddie McClendon	6-0	196	Sr.
CB	3	Ty Dillon	5-9	165	Sr.
	16	Coryon Francis	6-1	180	Jr.
FS	7	Preston Steszewski	6-0	185	Sr.
	12	Sean Martin	6-2	195	Jr.
SS	13	David Jeffery	5-11	190	So.
	2	Jamel Acosta-Lewis	6-0	190	So.
CB	17	Cam Manahan	6-0	175	So.
	24	Dy'cques Shaw	5-11	165	R-Fr.

SPECIALISTS

PK	30	Preston Gregg	6-4	205	Jr.
	47	Cason Polivoda	5-8	140	Jr.
H	43	James Ingham	6-5	210	Jr.
	50	Alex Taylor	6-1	210	Jr.
P	43	James Ingham	6-5	210	Jr.
	KRET	9	TJ Moore Jr.	5-11	160
6		Zorian Stanton	6-0	180	Sr.
PRET	14	Tucker Swoboda	6-3	200	Sr.
	0	Tyrie Tipton	5-11	160	Sr.

PRONUNCIATION GUIDE

#2 Jamel Acosta Lewis.....(Juh-MEL)	#39 Michael Onozie.....(Oh-NO-zee)
#5 Tre'Jon Henderson.....(tray-JOHN)	#46 Zach Stachura.....(sta-CHUR-ah)
#7 Preston Steszewski.....(Steh-ZOO-ski)	#47 Cason Polovida.....(KAY-son po-LIV-oh-duh)
#8 Zach Schlager.....(SCHLAY-ger)	#56 Sosa Sokimi.....(SO-suh so-KEY-me)
#10 David deMenezes.....(duh-MEN-eh-zess)	#66 Joe Ta'ase.....(tay-AH-say)
#14 Tucker Swoboda.....(Swuh-BO-duh)	#71 Zach Dietrich.....(DEE-trick)
#16 Coryon Francis.....(CORE-yon)	#79 Braedon Leshe.....(Luh-SHEA)
#24 Dy'cques Shaw.....(DIKE-wess)	#91 Chima Iwuagwu.....(CHEE-Muh E-wah-goo)
#26 Ashton Searl.....(SIR-ul)	#96 Itua Owobu.....(It-TWO-uh OH-wo-boo)
#29 Johnny Tamayo IV.....(tuh-MY-oh)	#99 Ovahdyah Ben-Israel.....(Oh-vuh-DIE-uh)
#31 Kris Taufa'asau.....(TOE-fuh-us-ow)	

NUMERICAL ROSTER

#	Name	Pos.	Yr.	Ht.	Wt.	Hometown (High School/Previous)
0	Tyrie Tipton	WR	Sr.	5-11	160	Lubbock, Texas (Monterey HS)
1	Sean Johnson	QB	Jr.	6-2	185	Orlando, Florida (The First Academy/Nebraska-Kearney)
2	Jamel Acosta Lewis	DB	So.	6-0	190	Amarillo, Texas (Caprock HS/Colorado Mesa)
3	Ty Dillon	DB	Sr.	5-10	180	New Orleans, Louisiana (Round Rock HS)
4	Kanon Gibson	QB	So.	6-1	190	Wink, Texas (Wink HS)
5	Tre'Jon Henderson	RB	Sr.	6-0	220	Fort Worth, Texas (Byron Nelson HS/Central Washington)
6	Zorian Stanton	WR	Sr.	6-0	180	Jacksonville, Florida (West Nassau HS/Nebraska-Kearney)
7	Preston Steszewski	DB	Sr.	6-0	185	Missouri City, Texas (Ridge Point HS)
8	Zach Schlager	LB	Sr.	6-1	230	McCook, Nebraska (McCook HS/Nebraska-Kearney)
9	TJ Moore Jr.	WR	Sr.	5-11	160	Orlando, Florida (Wekiva HS/New Mexico Military Inst.)
10	David deMenezes	LB	Jr.	6-1	200	Seattle, Washington (O'Dea HS/Santa Rosa JC)
11	Tory Simmons	WR	So.	5-8	165	Pompano Beach, Florida (Weiss HS)
12	Sean Martin	DB	Jr.	6-2	195	Baltimore, Maryland (Parkville HS/Ellsworth CC)
13	David Jeffery	DB	So.	5-11	190	Manor, Texas (Manor HS)
14	Tucker Swoboda	WR	Sr.	6-3	200	Bentonville, Arkansas (Bentonville West HS/Tarleton State)
15	Sam Hampton	LB	Sr.	6-0	195	Katy, Texas (Morton Ranch HS)
16	Knox Porter	QB	Fr.	6-3	190	Celina, Texas (Celina HS)
17	Cam Manahan	DB	So.	6-0	175	Lubbock, Texas (Coronado HS/Central Oklahoma)
18	Ashton Reynolds	LB	Sr.	6-1	220	Houston, Texas (North Shore HS)
19	Jayden Hibbler	RB	Fr.	5-7	160	Lubbock, Texas (Cooper HS)
20	Charles Henderson	DB	Sr.	5-11	175	Kearns, Utah (Kearns HS/New Mexico Military Inst.)
21	Joshua Beaird	LB	Sr.	6-1	230	Hobbs, New Mexico (Lovington HS/Nebraska-Kearney)
22	Gage Smith	DB	Sr.	5-11	185	Sherman, Texas (Sherman HS)
23	Eddie McClendon	DB	Sr.	6-0	195	Mesa, Arizona (Mesa HS/Adams State)
24	Dy'cques Shaw	DB	R-Fr.	5-11	165	Manor, Texas (Manor HS)
25	Matthew Kendall	DB	Jr.	6-4	180	Sacramento, California (Elk Grove HS/American River College)
27	Cody Chapman	DB	R-Fr.	6-0	180	Katy, Texas (Tompkins HS)
28	Julian LeDoux	DB	R-Fr.	5-10	180	Houston, Texas (Westfield HS)
29	Johnny Tamayo IV	DB	Jr.	5-11	190	Pearland, Texas (Pearland HS/New Mexico State)
30	Preston Gregg	K	Jr.	6-4	205	Corinth, Texas (Lake Dallas HS/Missouri Western State)
31	Kris Taufu'asau	LB	Jr.	6-0	225	Pago Pago, American Samoa (Provo HS/New Mexico Highlands)
32	Jamaal Joseph	RB	Jr.	5-11	210	Miami, Florida (Goleman HS/Nebraska-Kearney)
33	Calen Austin	LB	Fr.	6-2	210	Argyle, Texas (Guyer HS)
34	Adam Whitfield	DL	So.	6-3	205	Round Rock, Texas (Stony Point HS)
35	Kameron Brown	LB	R-Fr.	6-1	210	Amarillo, Texas (Palo Duro HS)
36	Javin Cash	LB	R-Fr.	6-0	215	Canyon, Texas (Canyon HS)
39	Michael Onozie	DB	Sr.	5-11	185	Houston, Texas (Dobie HS)
40	Jason Harris	LB	So.	6-1	200	Austin, Texas (Del Valle HS)
41	Brennan Ray	TE	So.	6-2	240	Rockwall, Texas (Rockwall HS)
42	Cade Cox	LB	Jr.	6-0	200	Dumas, Texas (Dumas HS)
43	James Ingham	P	Jr.	6-5	210	Adelaide, Australia (Box Hill Senior Secondary/Navarro College)
44	JT Cavender	LB	Sr.	6-0	220	Midlothian, Texas (Midlothian HS)
45	Sosa Sokimi	DL	Jr.	6-0	260	Lampasas, Texas (Lampasas HS)
46	Bronko Stachura	LB	Sr.	6-1	225	Austin, Texas (Bowie HS)
47	Cason Polivoda	K	Jr.	5-8	140	Amarillo, Texas (Caprock HS)
49	Braylon Sugg	LB	Jr.	6-0	215	Austin, Texas (Hutto HS)
50	Alex Taylor	LS	Jr.	6-1	210	Parker, Colorado (Ponderosa HS/Nebraska-Kearney)
51	John Wright	LB	Fr.	6-0	210	Melbourne, Florida (Melbourne HS)
52	Antonio Morillo	DL	Jr.	6-2	280	Culver City, California (Culver City HS/El Camino College)
53	Jeremiah Carter	OL	Sr.	6-6	310	Penns Grove, New Jersey (Glasgow HS/Missouri State)
54	Franky McFadden	OL	Jr.	6-5	295	Parker, Colorado (Ponderosa HS/Nebraska-Kearney)
55	Tashaun Pennington	OL	So.	6-6	275	Houston, Texas (Alief Hastings HS)
56	Dylan Parcher	DL	Sr.	6-2	285	Bakersfield, California (Christian HS/Bakersfield College)
58	Hunter Mastin	OL	So.	6-2	275	Lubbock, Texas (Trinity Christian HS)
59	Matthew Ames	OL	Sr.	6-3	285	San Jose, California (Leland HS/College of San Mateo)
60	Jackson Harrison	OL	R-Fr.	6-1	275	Liberty Hill, Texas (Liberty Hill HS)
62	Jax Andrews	OL	So.	6-3	295	Schertz, Texas (Samuel Clemens HS/Abilene Christian)
63	Kanyon Ives	OL	So.	6-4	270	Denison, Texas (Denison HS)
64	Darius Alexander	OL	Fr.	6-2	280	Lubbock, Texas (Estacado HS)
66	Joe Ta'ase	OL	Sr.	6-3	300	Melbourne, Australia (Grace Brethren HS/Louisiana Tech)
67	Jaxon McMahan	OL	Fr.	6-2	295	Bakersfield, California (Liberty HS)
69	Andres Barraza	OL	R-Fr.	6-4	310	Lubbock, Texas (Monterey HS)
70	Arza Brown	OL	So.	6-4	280	Dallas, Texas (Molina HS)
71	Zach Dietrich	OL	Sr.	6-2	285	Keller, Texas (Keller HS)
72	Mekhi Garmon	OL	Fr.	6-6	295	Lubbock, Texas (Cooper HS)
75	Niko Castaneda	OL	So.	6-4	300	Meadow, Texas (Meadow HS)
77	Houston Berry	OL	Fr.	6-5	310	Seguin, Texas (Navarro HS)
78	Tre'vante George	DL	Jr.	6-1	320	Beaumont, Texas (United HS/Waldorf University)
79	Braedon Leshe	OL	Jr.	6-6	300	The Woodlands, Texas (College Park HS)
80	Tyshawn Buckner	WR	Sr.	6-3	190	Birmingham, Alabama (Homewood HS/Navy)
81	Dominic Nava	WR	Sr.	6-1	160	Roswell, New Mexico (RoswellHS/New Mexico Military Inst.)

NUMERICAL ROSTER

#	Name	Pos.	Yr.	Ht.	Wt.	Hometown (High School/Previous)
82	Dru Jones	WR	R-Fr.	6-0	195	Stratford, Texas (Stratford HS)
84	Malakhi Brisco	WR	R-Fr.	6-0	160	Lubbock, Texas (Idalou HS)
85	Tej Bryant	WR	R-Fr.	6-2	180	Mexia, Texas (Mexia HS)
86	Cade Figg	TE	Fr.	6-4	230	Clovis, New Mexico (Texico HS)
88	Jordan Mendoza	TE	Sr.	6-4	240	Las Cruces, New Mexico (Centennial HS/New Mexico Military Inst.)
89	Hayden Jansky	DL	So.	6-3	240	Magnolia, Texas (Magnolia West HS)
90	Campbell Packebush	DL	So.	6-5	260	Littleton, Colorado (Chatfield HS/Nebraska-Kearney)
91	Chima Iwuagwu	DL	Sr.	6-1	265	San Antonio, Texas (Roosevelt HS)
92	Caydin Blakely	DL	Fr.	6-4	280	Lubbock, Texas (Frenship HS)
93	Zach Foster	DL	Fr.	6-2	280	Amarillo, Texas (West Plains HS)
94	Zach Lang	DL	Fr.	6-4	235	Houston, Texas (Willis HS)
95	Charlie Leota	DL	Jr.	6-3	350	Auckland, New Zealand (New Mexico Military Inst.)
96	Itua Owobu	DL	Fr.	6-4	310	Houston, Texas (Westside HS)
97	Ryan Jacobs	DL	R-Fr.	6-2	270	Georgetown, Texas (Liberty Hill HS)
98	Myles Cannon	DL	Sr.	6-3	260	Sacramento, California (Cosumnes Oaks HS/College of San Mateo)
99	Ovahdyah Ben-Israel	DL	Sr.	6-5	335	Morris, Illinois (Morris Community HS/Nebraska-Kearney)
	Andrew Anderson	RB	Fr.	5-9	170	Crandall, Texas (Crandall HS)
	Christian Atkins	LB	So.	6-2	215	Amarillo, Texas (Caprock HS/Bethany College)
	Tate Beeles	WR	R-Fr.	6-6	180	Lubbock, Texas (Frenship HS)
	Noah Birdsong	TE	Fr.	6-4	220	Wimberley, Texas (Wimberley HS)
	Matthew Bryant	DL	Fr.	6-2	270	Flower Mound, Texas (Flower Mound HS)
	Kade Bullen	WR	Fr.	6-0	180	Lubbock, Texas (Cooper HS)
	Darius Burley	DB	Fr.	5-9	165	San Antonio, Texas (Wagner HS)
	Rafe Butcher	WR	So.	5-11	175	Canyon, Texas (Canyon HS)
	Emerson Cagle	RB	Fr.	6-1	200	Aubrey, Texas (Aubrey HS)
	Darius Carquillat	LB	Fr.	6-4	210	Fort Worth, Texas (All Saints' Episcopal HS)
	Darion Cash	DB	Fr.	6-2	170	Canyon, Texas (Canyon HS)
	Trace Clarkson	WR	Fr.	6-3	190	Aledo, Texas (Aledo HS)
	Jake Cook	WR	So.	6-0	190	Krum, Texas (Krum HS/North Texas)
	Levi Crowder	K	Fr.	5-9	160	Midland, Texas (Midland HS)
	Liam Edwards	WR	R-Fr.	5-9	175	Franktown, Colorado (Ponderosa HS)
	Coryon Francis	DB	Jr.	6-1	185	Fort Worth, Texas (North Crowley HS/Kilgore College)
	Carlos Garcia	TE	Fr.	6-2	225	Houston, Texas (Cypress Ranch HS)
	Allijah Gooden-Dottin	WR	Jr.	6-0	195	Houston, Texas (Cypress Ridge HS/Grossmont College)
	Braelon Green	DB	Fr.	6-0	165	Rayville, Louisiana (Mayde Creek HS)
	Landyn Hack	QB	R-Fr.	6-3	200	Panhandle, Texas (Panhandle HS)
	Austin Hailey	WR	Fr.	6-1	175	Prosper, Texas (Prosper HS)
	Kei'Sean Harris	LB	Fr.	6-0	200	Lubbock, Texas (Estacado HS)
	Cameron Hernandez	LB	Fr.	5-11	215	Hobbs, New Mexico (Hobbs HS)
	John Jennings	WR	So.	5-9	185	Allen, Texas (Allen HS/Saddleback College)
	Luke Johnson	DB	Fr.	5-9	175	Corpus Christi, Texas (Veterans Memorial HS)
	Taj Johnson	LB	Fr.	6-0	230	Round Rock, Texas (Del Valle HS)
	Juwan Jones	WR	Fr.	6-0	185	Houston, Texas (Westside HS)
	Michael Jorzig	WR	Fr.	6-0	210	Quinian, Texas (Ford HS)
	Brayden Klafka	DB	R-Fr.	6-2	180	Spearman, Texas (Spearman HS)
	Jaxson Kincaid	QB	Fr.	6-4	200	Kerrville, Texas (Tivy HS)
	Cole Lambeth	WR	Fr.	6-2	170	San Diego, California (St. Augustine HS)
	Kash Lewis	WR	Fr.	6-2	185	Lubbock, Texas (Monterey HS)
	Tre'Alan Luckey	DB	Fr.	5-11	150	Amarillo, Texas (Tascosa HS)
	Kohen Matus	LB	Fr.	5-11	225	Clovis, New Mexico (Clovis HS)
	Colt Mercer	QB	R-Fr.	5-11	190	Grapevine, Texas (Grapevine HS)
	Hamin Milligan	DB	Fr.	6-0	185	Arlington, Texas (Timberview HS)
	Eddy Mpela	LB	Fr.	6-2	200	Amarillo, Texas (Amarillo HS)
	Josh Murillo	DB	Fr.	5-10	175	Kyle, Texas (Hays HS)
	Brian Okoye	RB	So.	6-0	220	Sachse, Texas (Sachse HS)
	Camden Raymond	LB	Fr.	6-0	220	Glen Rose, Texas (Glen Rose HS)
	Ashton Searl	RB	Fr.	6-0	185	Fort Worth, Texas (North Crowley HS)
	Jordan Tally	WR	R-Fr.	6-4	175	Wink, Texas (Wink HS/UT Permian Basin)
	Jaylon Thomas	DB	Fr.	6-2	190	Cedar Hill, Texas (Cedar Hill HS)
	Samuel Treadaway	TE	So.	6-6	240	Katy, Texas (Seven Lakes HS)
	Kadyn Waites	DB	So.	6-1	165	Carrollton, Texas (Hebron HS)
	River Walden	WR	Fr.	5-10	160	Roanoke, Texas (Lake Country Christian School)
	Dekoryian West-Davis	WR	Fr.	6-0	180	Fort Worth, Texas (North Crowley HS)
	DJ Williams	QB	Fr.	6-3	185	Lubbock, Texas (Monterey HS)
	Tycen Williams	RB	R-Fr.	6-0	185	Cuero, Texas (Cuero HS)
	Treshun Wilson	RB	Fr.	5-11	190	Amarillo, Texas (Tascosa HS)

ALPHABETICAL ROSTER

#	Name	Pos.	Yr.	Ht.	Wt.	Hometown (High School/Previous)
2	Jamel Acosta Lewis	DB	So.	6-0	190	Amarillo, Texas (Caprock HS/Colorado Mesa)
64	Darius Alexander	OL	Fr.	6-2	280	Lubbock, Texas (Estacado HS)
59	Matthew Ames	OL	Sr.	6-3	285	San Jose, California (Leland HS/College of San Mateo)
	Andrew Anderson	RB	Fr.	5-9	170	Crandall, Texas (Crandall HS)
62	Jax Andrews	OL	So.	6-3	295	Schertz, Texas (Samuel Clemens HS/Abilene Christian)
	Christian Atkins	LB	So.	6-2	215	Amarillo, Texas (Caprock HS/Bethany College)
33	Calen Austin	LB	Fr.	6-2	210	Argyle, Texas (Guyer HS)
69	Andres Barraza	OL	R-Fr.	6-4	310	Lubbock, Texas (Monterey HS)
21	Joshua Beaird	LB	Sr.	6-1	230	Hobbs, New Mexico (Lovington HS/Nebraska-Kearney)
	Tate Beeles	WR	R-Fr.	6-6	180	Lubbock, Texas (Frenship HS)
99	Ovahdyah Ben-Israel	DL	Sr.	6-5	335	Morris, Illinois (Morris Community HS/Nebraska-Kearney)
77	Houston Berry	OL	Fr.	6-5	310	Seguin, Texas (Navarro HS)
	Noah Birdsong	TE	Fr.	6-4	220	Wimberley, Texas (Wimberley HS)
92	Caydin Blakely	DL	Fr.	6-4	280	Lubbock, Texas (Frenship HS)
84	Malakhi Brisco	WR	R-Fr.	6-0	160	Lubbock, Texas (Idalou HS)
70	Arza Brown	OL	So.	6-4	280	Dallas, Texas (Molina HS)
35	Kameron Brown	LB	R-Fr.	6-1	210	Amarillo, Texas (Palo Duro HS)
	Matthew Bryant	DL	Fr.	6-2	270	Flower Mound, Texas (Flower Mound HS)
85	Tej Bryant	WR	R-Fr.	6-2	180	Mexia, Texas (Mexia HS)
80	Tyshawn Buckner	WR	Sr.	6-3	190	Birmingham, Alabama (Homewood HS/Navy)
	Kade Bullen	WR	Fr.	6-0	180	Lubbock, Texas (Cooper HS)
	Darius Burley	DB	Fr.	5-9	165	San Antonio, Texas (Wagner HS)
	Rafe Butcher	WR	So.	5-11	175	Canyon, Texas (Canyon HS)
	Emerson Cagle	RB	Fr.	6-1	200	Aubrey, Texas (Aubrey HS)
98	Myles Cannon	DL	Sr.	6-3	260	Sacramento, California (Cosumnes Oaks HS/College of San Mateo)
	Darius Carquillat	LB	Fr.	6-4	210	Fort Worth, Texas (All Saints' Episcopal HS)
53	Jeremiah Carter	OL	Sr.	6-6	310	Penns Grove, New Jersey (Glasgow HS/Missouri State)
	Darion Cash	DB	Fr.	6-2	170	Canyon, Texas (Canyon HS)
36	Javin Cash	LB	R-Fr.	6-0	215	Canyon, Texas (Canyon HS)
75	Niko Castaneda	OL	So.	6-4	300	Meadow, Texas (Meadow HS)
44	JT Cavender	LB	Sr.	6-0	220	Midlothian, Texas (Midlothian HS)
27	Cody Chapman	DB	R-Fr.	6-0	180	Katy, Texas (Tompkins HS)
	Trace Clarkson	WR	Fr.	6-3	190	Aledo, Texas (Aledo HS)
	Jake Cook	WR	So.	6-0	190	Krum, Texas (Krum HS/North Texas)
42	Cade Cox	LB	Jr.	6-0	200	Dumas, Texas (Dumas HS)
	Levi Crowder	K	Fr.	5-9	160	Midland, Texas (Midland HS)
10	David deMenezes	LB	Jr.	6-1	200	Seattle, Washington (O'Dea HS/Santa Rosa JC)
71	Zach Dietrich	OL	Sr.	6-2	285	Keller, Texas (Keller HS)
3	Ty Dillon	DB	Sr.	5-10	180	New Orleans, Louisiana (Round Rock HS)
	Lyam Edwards	WR	R-Fr.	5-9	175	Franktown, Colorado (Ponderosa HS)
86	Cade Figg	TE	Fr.	6-4	230	Clovis, New Mexico (Texico HS)
93	Zach Foster	DL	Fr.	6-2	280	Amarillo, Texas (West Plains HS)
	Coryon Francis	DB	Jr.	6-1	185	Fort Worth, Texas (North Crowley HS/Kilgore College)
	Carlos Garcia	TE	Fr.	6-2	225	Houston, Texas (Cypress Ranch HS)
72	Mekhi Garmon	OL	Fr.	6-6	295	Lubbock, Texas (Cooper HS)
78	Tre'vante George	DL	Jr.	6-1	320	Beaumont, Texas (United HS/Waldorf University)
4	Kanon Gibson	QB	So.	6-1	190	Wink, Texas (Wink HS)
	Allijah Gooden-Dottin	WR	Jr.	6-0	195	Houston, Texas (Cypress Ridge HS/Grossmont College)
	Braelon Green	DB	Fr.	6-0	165	Rayville, Louisiana (Mayde Creek HS)
30	Preston Gregg	K	Jr.	6-4	205	Corinth, Texas (Lake Dallas HS/Missouri Western State)
	Landyn Hack	QB	R-Fr.	6-3	200	Panhandle, Texas (Panhandle HS)
	Austin Hailey	WR	Fr.	6-1	175	Prosper, Texas (Prosper HS)
15	Sam Hampton	LB	Sr.	6-0	195	Katy, Texas (Morton Ranch HS)
40	Jason Harris	LB	So.	6-1	200	Austin, Texas (Del Valle HS)
	Kei'Sean Harris	LB	Fr.	6-0	200	Lubbock, Texas (Estacado HS)
60	Jackson Harrison	OL	R-Fr.	6-1	275	Liberty Hill, Texas (Liberty Hill HS)
20	Charles Henderson	DB	Sr.	5-11	175	Kearns, Utah (Kearns HS/New Mexico Military Inst.)
5	Tre'Jon Henderson	RB	Sr.	6-0	220	Fort Worth, Texas (Byron Nelson HS/Central Washington)
	Cameron Hernandez	LB	Fr.	5-11	215	Hobbs, New Mexico (Hobbs HS)
19	Jayden Hibbler	RB	Fr.	5-7	160	Lubbock, Texas (Cooper HS)
43	James Ingham	P	Jr.	6-5	210	Adelaide, Australia (Box Hill Senior Secondary/Navarro College)
63	Kanyon Ives	OL	So.	6-4	270	Denison, Texas (Denison HS)
91	Chima Iwuagwu	DL	Sr.	6-1	265	San Antonio, Texas (Roosevelt HS)
97	Ryan Jacobs	DL	R-Fr.	6-2	270	Georgetown, Texas (Liberty Hill HS)
89	Hayden Jansky	DL	So.	6-3	240	Magnolia, Texas (Magnolia West HS)
13	David Jeffery	DB	So.	5-11	190	Manor, Texas (Manor HS)
	John Jennings	WR	So.	5-9	185	Allen, Texas (Allen HS/Saddleback College)
	Luke Johnson	DB	Fr.	5-9	175	Corpus Christi, Texas (Veterans Memorial HS)
1	Sean Johnson	QB	Jr.	6-2	185	Orlando, Florida (The First Academy/Nebraska-Kearney)
	Taj Johnson	LB	Fr.	6-0	230	Round Rock, Texas (Del Valle HS)
82	Dru Jones	WR	R-Fr.	6-0	195	Stratford, Texas (Stratford HS)
	Juwan Jones	WR	Fr.	6-0	185	Houston, Texas (Westside HS)

ALPHABETICAL ROSTER

#	Name	Pos.	Yr.	Ht.	Wt.	Hometown (High School/Previous)
	Michael Jorzig	WR	Fr.	6-0	210	Quinian, Texas (Ford HS)
32	Jamaal Joseph	RB	Jr.	5-11	210	Miami, Florida (Goleman HS/Nebraska-Kearney)
25	Matthew Kendall	DB	Jr.	6-4	180	Sacramento, California (Elk Grove HS/American River College)
	Jaxson Kincaid	QB	Fr.	6-4	200	Kerrville, Texas (Tivy HS)
	Brayden Klafka	DB	R-Fr.	6-2	180	Spearman, Texas (Spearman HS)
	Cole Lambeth	WR	Fr.	6-2	170	San Diego, California (St. Augustine HS)
94	Zach Lang	DL	Fr.	6-4	235	Houston, Texas (Willis HS)
28	Julian LeDoux	DB	R-Fr.	5-10	180	Houston, Texas (Westfield HS)
95	Charlie Leota	DL	Jr.	6-3	350	Auckland, New Zealand (New Mexico Military Inst.)
79	Braedon Leshe	OL	Jr.	6-6	300	The Woodlands, Texas (College Park HS)
	Kash Lewis	WR	Fr.	6-2	185	Lubbock, Texas (Monterey HS)
	Tre'Alan Luckey	DB	Fr.	5-11	150	Amarillo, Texas (Tascosa HS)
17	Cam Manahan	DB	So.	6-0	175	Lubbock, Texas (Coronado HS/Central Oklahoma)
12	Sean Martin	DB	Jr.	6-2	195	Baltimore, Maryland (Parkville HS/Ellsworth CC)
58	Hunter Mastin	OL	So.	6-2	275	Lubbock, Texas (Trinity Christian HS)
	Kohen Matus	LB	Fr.	5-11	225	Clovis, New Mexico (Clovis HS)
23	Eddie McClendon	DB	Sr.	6-0	195	Mesa, Arizona (Mesa HS/Adams State)
54	Franky McFadden	OL	Jr.	6-5	295	Parker, Colorado (Ponderosa HS/Nebraska-Kearney)
67	Jaxon McMahan	OL	Fr.	6-2	295	Bakersfield, California (Liberty HS)
88	Jordan Mendoza	TE	Sr.	6-4	240	Las Cruces, New Mexico (Centennial HS/New Mexico Military Inst.)
	Colt Mercer	QB	R-Fr.	5-11	190	Grapevine, Texas (Grapevine HS)
	Hamin Milligan	DB	Fr.	6-0	185	Arlington, Texas (Timberview HS)
9	TJ Moore Jr.	WR	Sr.	5-11	160	Orlando, Florida (Wekiva HS/New Mexico Military Inst.)
52	Antonio Morillo	DL	Jr.	6-2	280	Culver City, California (Culver City HS/El Camino College)
	Eddy Mpela	LB	Fr.	6-2	200	Amarillo, Texas (Amarillo HS)
	Josh Murillo	DB	Fr.	5-10	175	Kyle, Texas (Hays HS)
81	Dominic Nava	WR	Sr.	6-1	160	Roswell, New Mexico (RoswellHS/New Mexico Military Inst.)
	Brian Okoye	RB	So.	6-0	220	Sachse, Texas (Sachse HS)
39	Michael Onozie	DB	Sr.	5-11	185	Houston, Texas (Dobie HS)
96	Itua Owobu	DL	Fr.	6-4	310	Houston, Texas (Westside HS)
90	Campbell Packebush	DL	So.	6-5	260	Littleton, Colorado (Chatfield HS/Nebraska-Kearney)
56	Dylan Parcher	DL	Sr.	6-2	285	Bakersfield, California (Christian HS/Bakersfield College)
55	Tashaun Pennington	OL	So.	6-6	275	Houston, Texas (Alief Hastings HS)
47	Cason Polivoda	K	Jr.	5-8	140	Amarillo, Texas (Caprock HS)
16	Knox Porter	QB	Fr.	6-3	190	Celina, Texas (Celina HS)
41	Brennan Ray	TE	So.	6-2	240	Rockwall, Texas (Rockwall HS)
	Camden Raymond	LB	Fr.	6-0	220	Glen Rose, Texas (Glen Rose HS)
18	Ashton Reynolds	LB	Sr.	6-1	220	Houston, Texas (North Shore HS)
8	Zach Schlager	LB	Sr.	6-1	230	McCook, Nebraska (McCook HS/Nebraska-Kearney)
	Ashton Searl	RB	Fr.	6-0	185	Fort Worth, Texas (North Crowley HS)
24	Dy'cques Shaw	DB	R-Fr.	5-11	165	Manor, Texas (Manor HS)
11	Tory Simmons	WR	So.	5-8	165	Pompano Beach, Florida (Weiss HS)
22	Gage Smith	DB	Sr.	5-11	185	Sherman, Texas (Sherman HS)
45	Sosa Sokimi	DL	Jr.	6-0	260	Lampasas, Texas (Lampasas HS)
46	Bronko Stachura	LB	Sr.	6-1	225	Austin, Texas (Bowie HS)
6	Zorian Stanton	WR	Sr.	6-0	180	Jacksonville, Florida (West Nassau HS/Nebraska-Kearney)
7	Preston Steszewski	DB	Sr.	6-0	185	Missouri City, Texas (Ridge Point HS)
49	Braylon Sugg	LB	Jr.	6-0	215	Austin, Texas (Hutto HS)
14	Tucker Swoboda	WR	Sr.	6-3	200	Bentonville, Arkansas (Bentonville West HS/Tarleton State)
66	Joe Ta'ase	OL	Sr.	6-3	300	Melbourne, Australia (Grace Brethren HS/Louisiana Tech)
	Jordan Tally	WR	R-Fr.	6-4	175	Wink, Texas (Wink HS/UT Permian Basin)
29	Johnny Tamayo IV	DB	Jr.	5-11	190	Pearland, Texas (Pearland HS/New Mexico State)
31	Kris Taufa'asau	LB	Jr.	6-0	225	Pago Pago, American Samoa (Provo HS/New Mexico Highlands)
50	Alex Taylor	LS	Jr.	6-1	210	Parker, Colorado (Ponderosa HS/Nebraska-Kearney)
	Jaylon Thomas	DB	Fr.	6-2	190	Cedar Hill, Texas (Cedar Hill HS)
0	Tyrie Tipton	WR	Sr.	5-11	160	Lubbock, Texas (Monterey HS)
	Samuel Treadaway	TE	So.	6-6	240	Katy, Texas (Seven Lakes HS)
	River Walden	WR	Fr.	5-10	160	Roanoke, Texas (Lake Country Christian School)
	Kadyn Waites	DB	So.	6-1	165	Carrollton, Texas (Hebron HS)
	Dekoryian West-Davis	WR	Fr.	6-0	180	Fort Worth, Texas (North Crowley HS)
34	Adam Whitfield	DL	So.	6-3	205	Round Rock, Texas (Stony Point HS)
	DJ Williams	QB	Fr.	6-3	185	Lubbock, Texas (Monterey HS)
	Tycen Williams	RB	R-Fr.	6-0	185	Cuero, Texas (Cuero HS)
	Treshun Wilson	RB	Fr.	5-11	190	Amarillo, Texas (Tascosa HS)
51	John Wright	LB	Fr.	6-0	210	Melbourne, Florida (Melbourne HS)

THE LONE STAR CONFERENCE

	LSC	PCT.	OVR.	PCT.	STREAK	HOME	AWAY	NEUTRAL
Angelo State	8-0	1.000	8-2	.800	W8	4-0	4-2	0-0
Central Washington	6-2	.750	7-3	.700	W1	3-1	4-2	0-0
Western Oregon	6-2	.750	6-4	.600	L1	2-2	4-2	0-0
Texas A&M-Kingsville	5-3	.625	6-4	.600	W1	2-3	4-2	0-0
UT Permian Basin	5-3	.625	6-4	.600	W2	2-3	4-1	0-0
West Texas A&M	5-3	.625	5-5	.500	W2	2-3	3-2	0-0
Midwestern State	2-6	.250	3-7	.300	L4	2-3	1-4	0-0
Sul Ross St.	2-6	.250	3-7	.300	L1	3-2	0-5	0-0
Eastern New Mexico	1-7	.125	3-7	.300	L2	1-4	2-3	0-0
Western New Mexico	0-8	.000	2-8	.200	L7	1-4	1-4	0-0

SATURDAY, NOVEMBER 16

UT Permian Basin at Sul Ross State	Alpine, Texas	12:00 p.m.
Western New Mexico at Midwestern State	Wichita Falls, Texas	1:00 p.m.
Western Oregon at Central Washington	Ellensburg, Washington	3:00 p.m.
West Texas A&M at Angelo State	San Angelo, Texas	6:00 p.m.
Eastern New Mexico at Texas A&M-Kingsville	Kingsville, Texas	7:00 p.m.

LSC PLAYERS OF THE WEEK

	Offensive	Defensive	Special Teams
Sept. 2	Sean Johnson, WT	Tristan Exline, UTPB	Angel Diaz, UTPB
Sept. 9	Jamon Chambers, WNMU	DJ Moore, ENMU	Jaiden Burnett, MSU
Sept. 16	Dylan Graham, UTPB	Demarcus Hendricks, TAMUK	Traylen Suel, UTPB
Sept. 23	Braeden Fuller, ASU	Ryan Melton, MSU	Joseph Carlson, MSU
Sept. 30	Teague Sedtal, TAMUK	Chase Loidhamer, CWU	Rafael Vargas, UTPB
Oct. 7	Braeden Fuller, ASU	Kenton Allen, ASU	Keaton Emmett, WOU
Oct. 14	Braeden Fuller, ASU	Jalani Jefferson, UTPB	Cade Fuller, ASU
Oct. 21	Kennedy McGill, CWU	Daniel Matagi, CWU	Keaton Emmett, WOU
Oct. 28	Ron Craten, ENMU	Tanner Volk, CWU	Luke Shaffer, TAMUK
Nov. 4	Jordan Morales, SRSU	Kenton Allen, ASU	Carlos Arreola, SRSU
Nov. 11	Braeden Fuller, ASU	Eric Rascoe, ASU	Cooper Britton, CWU
Nov. 18	---	---	---

AMERICAN FOOTBALL COACHES ASSOCIATION TOP-25 POLL

#	School (1st Place)	Rec.	Pts.	Prev.	Last Game	Next Game
1	Valdosta State (25)	9-0	745	1	Delta State, 49-20	#16 West Florida
2	Ferris State (5)	9-1	720	2	Saginaw Valley State, 27-24	Davenport
3	Kutztown	10-0	680	3	West Chester, 31-13	at #17 California (Pa.)
4	Harding	9-1	663	4	East Central, 34-7	Arkansas Tech
5	Grand Valley State	9-1	636	5	Michigan Tech, 20-0	at Roosevelt
6	Charleston	10-0	585	6	West Virginia Wesleyan, 69-21	West Virginia State
7	Colorado State-Pueblo	9-1	580	7	#14 Colo. School of Mines, 28-13	at Chadron State
8	Central Oklahoma	9-1	539	8	Washburn, 28-27	Emporia State
9	Ouachita Baptist	9-1	505	9	Oklahoma Baptist, 55-0	at Henderson State
10	Western Colorado	9-1	445	11	Chadron State, 21-17	at Colorado Mesa
11	Slippery Rock	8-1	436	10	Seton Hill, 38-20	Bloomsburg
12	West Alabama	8-1	400	12	Shorter, 31-6	Erskine
13	Pittsburg State	7-2	399	13	Idle	at Northwest Missouri State
14	Indianapolis	9-1	336	15	Missouri S&T, 55-10	at Lincoln
15	Augustana (S.D.)	8-2	333	16	Sioux Falls, 27-21	Nov. 16 at Bemidji State
16	West Florida	7-2	280	17	North Greenville, 35-14	at #1 Valdosta State
17	California (Pa.)	8-1	259	18t	Edinboro, 28-14	#3 Kutztown
18	Minnesota State	8-2	234	18t	UMary, 49-21	at Minnesota-Duluth
19	Carson-Newman	9-1	185	21t	Tusculum, 56-14	at #23 Wingate
20	Lenoir-Rhyne	8-2	170	21t	Catawba, 33-14	Anderson
21	Angelo State	8-2	147	23	Western Oregon, 38-16	West Texas A&M
22	Findlay	9-1	130	24t	Northwood, 27-17	at Tiffin
23	Wingate	8-1	121	24t	Newberry, 38-0	#19 Carson-Newman
24	Colorado School of Mines	7-3	95	14	#7 Colorado St.-Pueblo, 13-28	Fort Lewis
25	Central Washington	7-3	38	NR	Sul Ross State, 66-0	Western Oregon

Others Receiving Votes: Central Missouri, 25; Fort Hays St. (Kan.), 18; Southern Arkansas, 14; Emporia St. (Kan.), 9; New Haven (Conn.), 9; Miles (Ala.), 4; Saginaw Valley St. (Mich.), 4; Virginia Union, 2; Davenport (Mich.), 1; East Stroudsburg (Pa.), 1; Sioux Falls (S.D.), 1; Virginia St., 1.





JOSH LYNN

POSITION

HEAD COACH

ALMA MATER

EASTERN NEW MEXICO ('02)

HOMETOWN

EUNICE, NEW MEXICO

Josh Lynn is in his second season at the helm of the West Texas A&M Football program after being named the 29th head coach in program history in December of 2022.

Lynn, widely regarded as one of the nation's up-and-coming head coaches, came to Canyon following six seasons at the University of Nebraska-Kearney where he led the Lopers to an overall record of 35-25 including a run to the Second Round of the 2021 NCAA Division II Playoffs. Lynn coached 61 all-conference selections during his time in Kearney while being named the MIAA Coach of the Year in 2021.

The Lopers won a single game the season prior to Lynn's arrival, since then he turned Kearney into a national contender with three winning seasons including 18 victories over the last two years.

UNK went 8-3 overall this past season as they were nationally and regionally ranked throughout the fall. Quarterback TJ Davis was once again a finalist for the Harlon Hill Trophy as the junior claimed MIAA Offensive Player of the Year accolades for the second time while being named an AFCA Second Team All-American.

2021 saw the Lopers finish 10-3 overall with a 9-2 mark in the MIAA, reaching the second round of the NCAA Playoffs. UNK was regionally and nationally ranked throughout the year and saw Davis finish as the Harlon Hill Trophy Runner Up while also being named the MIAA Offensive Player of the Year. Thirteen others were named All-MIAA with Davis, Darius Swanson and Corey Hoelck tabbed as All-Americans.

The 2020 season was canceled by the pandemic but UNK was one of a handful of DII schools to play in the fall. The Lopers won at Pittsburg State, 31-26, for the first time in 37 years while beating in-state rival Chadron State, 45-35, at home. It was the first meeting between UNK and CSC in a decade. Two other games were canceled due to COVID protocols, thus making UNK one of 13 unbeaten teams in DII for the 2020-21 fall/spring season. More importantly, the team posted a 3.04 cumulative GPA for the year, a rise of a half point since Lynn's arrival.

Another big step took place in 2019 as Kearney posted a 7-5 record, its first winning season in the MIAA era. The Lopers upset Northwest Missouri State, 24-17, as part of a three-game win streak and toppled Winona State, 50-33 in the Mineral Water Bowl to mark UNK's fourth-ever postseason victory.

Fourteen Lopers were named All-MIAA with Davis selected as the league's top freshmen. Senior Sal Silvio was again named All-Region with Josh Stoltenberg chosen as an honorable mention All-American. Hinwa Allieu signed with the NFL's Atlanta Falcons after earning first-team All-MIAA honors.

In 2018 the Lopers improved again, going 5-6 and beginning with back-to-back wins. They capped their most successful season since 2012 with a last second road victory in the finale at Washburn. Eleven Lopers were named All-MIAA as UNK was among the national leaders in rushing.

During his first season at UNK in 2017, the Lopers were among the MIAA leaders in total defense, rushing defense, fourth down conversion rate and fewest sacks allowed. Seven Lopers were named All-MIAA with 35 making the MIAA Academic Honor Roll and one tabbed Academic All-District.

Lynn is no stranger to the Lone Star Conference and West Texas. Prior to taking the reins at UNK, Lynn spent five seasons at rival Eastern New Mexico University where he directed the turnaround of his alma mater, which had not had a winning season since 2004 prior to his arrival. He led the Greyhounds to 27 victories including a pair of C.H.A.M.P.S. Heart of Texas Bowl appearances and a share of the 2013 Lone Star Conference Title.

During that time ENMU set numerous school records while ranking among the national leaders in a variety of categories including: total offense, rushing offense, passing efficiency, rushing defense and punt return yardage. At the same time, the Greyhounds registered the LSC's highest football team GPA.

During his final season in Portales, the Greyhounds went 7-5 and battled Fort Hays State in the Heart of Texas Bowl. Tying for third place in the LSC, the 'Hounds led the league in total offense (473.4 yards per game) and rushing offense (344.6 ypg) while ranking second in passing efficiency (160.5) and rushing defense (105.3 ypg). Three ENMU players were named first-team all-conference with junior Kamal Cass chosen as the LSC's Offensive Back of the Year and also garnering All-American honors.

The 'Hounds' bowl trip in 2013 was ENMU's first postseason appearance in 30 years, with the LSC Championship marking the program's first league crown since 1991. Lynn was named the LSC Coach of the Year while also being tabbed as the Region 4 Coach of the Year by two different outlets, he was also the runner up for the Liberty Mutual Division II National Coach of the Year award.

Prior to returning to Portales, Lynn spent seven years (2005-11) at New Mexico Military Institute. He was head coach in 2011, leading the Broncos to nine wins, a bowl berth and a national ranking of sixth in the NJCAA. Lynn was NMMI's defensive coordinator for four years before becoming assistant head coach and offensive coordinator in 2010. From 2005-09, NMMI was New Mexico's winningest collegiate program. The Broncos took part in the 2009 Salt City Bowl in Hutchinson, Kansas, the program's first postseason appearance in 11 years.



WEST TEXAS A&M
HEAD COACH
2023 - PRESENT



NEBRASKA-KEARNEY
HEAD COACH
2017-2022



EASTERN NEW MEXICO
HEAD COACH
2012-2016



N.M. MILITARY INST.
HEAD COACH
2011

SUPERLATIVES UNDER COACH LYNN

WT'S INDIVIDUAL SUPERLATIVES

Rushes	24	Tre'Jon Henderson vs. <u>Midwestern State (11/9/24)</u> Tray'vian McCoy-Gay vs. <u>Adams State (9/9/23)</u>
Yards Rushing	173	Tre'Jon Henderson at <u>Eastern New Mexico (10/19/26)</u>
TD Rushes	4	Sean Johnson at <u>Sul Ross State (8/29/24)</u>
Long Rush	74	Kanon Gibson vs. <u>Western Oregon (9/30/24)</u>
Passes Attempted	38	Sean Johnson at <u>Western Oregon (9/28/24)</u>
Passes Completed	23	Kanon Gibson at <u>UT Permian Basin (9/23/23)</u>
TD Passes	5	Kanon Gibson vs. <u>Western New Mexico (10/12/24)</u>
Long Pass	72	Sean Johnson vs. <u>Western Colorado (9/14/24)</u>
Receptions	8	Zorian Stanton vs. <u>Western New Mexico (10/12/24)</u>
Receiving Yards	187	Zorian Stanton vs. <u>Western New Mexico (10/12/24)</u>
Receiving TD's	2	Zorian Stanton vs. <u>Western New Mexico (10/12/24)</u> Tucker Swoboda vs. <u>Western New Mexico (10/12/24)</u>
Longest Reception	72	Zorian Stanton vs. <u>Western Colorado (9/14/24)</u> Tucker Swoboda vs. <u>Western New Mexico (10/12/24)</u>
Field Goals	3	Preston Gregg vs. <u>Midwestern State (9/16/23)</u>
Long Field Goal	49	Preston Gregg at <u>UT Permian Basin (9/23/23)</u>
Punts	7	Seth Ford vs. <u>Angelo State (10/28/23)</u>
Long Punt	64	Seth Ford at <u>Eastern New Mexico (11/4/23)</u>
Punting Average	55.5	James Ingham vs. <u>Western New Mexico (10/12/24)</u>
Long Punt Return	41	Tyler Sweet at <u>Western Colorado (9/2/23)</u>
Long Kickoff Return	91	Tyler Sweet vs. <u>Central Washington (10/22/22)</u>
Tackles	19	Zach Schlager vs. <u>UT Permian Basin (10/26/24)</u> Jimmy Harrison vs. <u>Western Oregon (9/30/23)</u>
Sacks	2	Iziek Soper vs. <u>Western Oregon (9/30/23)</u>
Interceptions	1	8x, last, Manahan/Kendall vs. <u>Western N.M. (10/12/24)</u>

WT TEAM SUPERLATIVES

Points	49	vs. <u>Western New Mexico (10/14/23)</u>
Rushes	53	at <u>Sul Ross State (8/29/24)</u>
Yards Rushing	383	at <u>Sul Ross State (8/29/24)</u>
Yards Per Rush	7.2	at <u>Sul Ross State (8/29/24)</u>
TD Rushes	5	at <u>Sul Ross State (8/29/24)</u>
Passes Attempted	39	at <u>Western Oregon (9/28/24)</u>
Passes Completed	23	at <u>UT Permian Basin (9/23/23)</u>
Yards Passing	374	vs. <u>Western New Mexico (10/12/24)</u>
Yards Per Pass	12.7	vs. <u>Western New Mexico (10/14/23)</u>
TD Passes	5	vs. <u>Western New Mexico (10/12/24)</u>
Total Plays	75	at <u>Western Colorado (9/2/23)</u>
Total Offense	522	at <u>Sul Ross State (8/29/24)</u>
Yards Per Play	6.7	vs. <u>Western New Mexico (10/14/23)</u>
Sacks By	3	vs. <u>Western New Mexico (10/14/23)</u> vs. <u>Midwestern State (9/16/23)</u> vs. <u>Adams State (9/9/23)</u>
First Downs	28	at <u>Sul Ross State (8/29/24)</u>
Penalties	13	vs. <u>Western New Mexico (10/14/23)</u>
Penalty Yards	93	vs. <u>Western New Mexico (10/14/23)</u>
Turnovers	3	vs. <u>Angelo State (10/28/23)</u>
Punting Average	47.5	at <u>Western Colorado (9/2/23)</u>
Long Punt	64	at <u>Eastern New Mexico (11/4/23)</u>
Long Punt Return	41	at <u>Western Colorado (9/2/23)</u>

OPPONENT INDIVIDUAL SUPERLATIVES

Rushes	32	Dominique Loggins, <u>Western Oregon (9/30/23)</u>
Yards Rushing	186	Tyler Flanagan, <u>Central Washington (10/21/23)</u>
TD Rushes	3	Tyler Flanagan, <u>Central Washington (9/21/24)</u> Drew Nash, <u>Western Colorado (9/14/24)</u> Mario Sanchez, <u>Eastern New Mexico (11/4/23)</u> Deyvon Butler, <u>Western Colorado (9/2/23)</u>
Long Rush	62	Drew Nash, <u>Western Colorado (9/14/24)</u>
Passes Attempted	40	Kenny Hrcnciar, <u>UT Permian Basin (9/23/23)</u>
Passes Completed	27	Hunter Davis, <u>Western New Mexico (10/14/23)</u>
Yards Passing	319	Kenny Hrcnciar, <u>UT Permian Basin (9/23/23)</u>
TD Passes	4	Hunter Davis, <u>Western New Mexico (10/14/23)</u>
Long Pass	64	Drew Nash, <u>Western Colorado (9/2/23)</u>
Receptions	8	Jeremiah Hartfield, <u>Western New Mexico (10/14/23)</u>
Yards Receiving	162	Andre Jones, <u>Eastern New Mexico (11/4/23)</u>
TD Receptions	2	Jeremiah Hartfield, <u>Western New Mexico (10/14/23)</u> Brenden Hodge, <u>Western Oregon (9/30/23)</u>
Long Reception	64	Victory David, <u>Western Colorado (9/2/23)</u>
Field Goals	3	Josh Jones, <u>Central Washington (10/21/23)</u>
Long Field Goal	38	Josh Jones, <u>Central Washington (10/21/23)</u> Rafael Vargas, <u>UT Permian Basin (9/23/23)</u>
Punts	8	Diego Gonzalez, <u>Midwestern State (9/16/23)</u>
Long Punt	80	Blake Doud, <u>Colorado School of Mines (9/5/24)</u>
Punting Average	50.7	Francisco Moreno, <u>Eastern New Mexico (11/4/23)</u>
Long Punt Return	13	Jason Gaines, <u>Texas A&M-Kingsville (10/7/23)</u>
Long Kickoff Return	31	Calvin Littles, <u>UT Permian Basin (9/23/23)</u>
Tackles	14	Daniel Mendoza, <u>Adams State (9/9/23)</u>
Sacks	1.5	Kevon Blackwood, <u>Midwestern State (9/16/23)</u>
Interceptions	2	Dante Heaggans, <u>UT Permian Basin (10/26/24)</u>

OPPONENT TEAM SUPERLATIVES

Points	41	at <u>UT Permian Basin (9/23/23)</u>
Rushes	57	at <u>Eastern New Mexico (10/19/24)</u>
Yards Rushing	396	vs. <u>Angelo State (10/28/23)</u>
Yards Per Rush	7.3	vs. <u>Angelo State (10/28/23)</u>
TD Rushes	4	<u>Central Washington (9/21/24)</u> at <u>Colorado School of Mines (9/5/24)</u> at <u>Eastern New Mexico (11/4/23)</u> at <u>Western Colorado (9/2/23)</u>
Passes Attempted	40	vs. <u>Midwestern State (11/9/24)</u> at <u>UT Permian Basin (9/23/23)</u>
Passes Completed	27	vs. <u>Western New Mexico (10/14/23)</u>
Yards Passing	319	at <u>UT Permian Basin (9/23/23)</u>
Yards Per Pass	16.7	at <u>Eastern New Mexico (11/4/23)</u>
TD Passes	4	vs. <u>Western New Mexico (10/14/23)</u>
Total Plays	77	at <u>UT Permian Basin (9/23/23)</u>
Total Offense	513	vs. <u>Angelo State (10/28/23)</u>
Yards Per Play	8.1	at <u>Eastern New Mexico (11/4/23)</u>
Sacks By	3	vs. <u>Western Oregon (9/30/23)</u> vs. <u>Midwestern State (9/16/23)</u>
First Downs	25	at <u>UT Permian Basin (9/23/23)</u>
Penalties	14	vs. <u>Western New Mexico (10/14/23)</u>
Penalty Yards	107	vs. <u>Western New Mexico (10/14/23)</u>
Turnovers	2	4x, last, vs. <u>Angelo State (10/28/23)</u>
Punts	8	vs. <u>Midwestern State (9/16/23)</u>
Punting Average	50.7	at <u>Eastern New Mexico (11/4/23)</u>
Long Punt	68	at <u>Eastern New Mexico (11/4/23)</u>
Long Punt Return	13	at <u>Texas A&M-Kingsville (10/7/23)</u>



LEVI GALLAS

POSITION DEFENSIVE COORDINATOR

ALMA MATER ADAMS STATE

Levi Gallas enters his second season as the Defensive Coordinator for the Buffaloes. Gallas came to Canyon from Nebraska-Kearney where he spent six seasons coaching the defensive line while serving as the Lopers' Defensive Coordinator in 2022.

The UNK defense allowed just 18.7 points and 360.1 yards per game last season, holding seven opponents under 19 points. Kearney ranked third in the MIAA in scoring defense and was first in pass efficiency defense (106.5 rating). The Blue & Gold allowed foes to complete only 54% of its passes, the second-best total in the league, while recording 10 interceptions and having 52 pass breakups.

Gallas spent five seasons at Eastern New Mexico where he worked with the Greyhound special teams, defensive backs and defensive line. During these seasons ENMU won 20 games and had 10 defensive or special team player named All-LSC. The 'Hounds led the LSC in rush defense in 2014 and 2016 and had the second most interceptions in 2015.

He holds a Master's in Health & Physical Education from ENMU and a B.S. in Exercise Science and Sports Administration from Adams State. As a player at Adams State, Gallas was an All-RMAC selection in both football and track. A linebacker on the gridiron, he was a two-time team captain and the team MVP in 2009.



CHASE KYSER

POSITION OFFENSIVE COORDINATOR

ALMA MATER EASTERN NEW MEXICO

Chase Kyser is now in his second season as the Offensive Coordinator at West Texas A&M following one season as the Offensive Coordinator and wide receivers coach at Texas A&M-Kingsville.

The Javelina offense averaged 370.4 yards and 29.9 points per game in 2022, featuring a balanced attack with 203.7 passing and 166.8 rushing yards per contest. TAMUK ranked third in the Lone Star Conference in scoring offense while sitting fourth in total offense and fourth in rushing yards per game.

The Roswell, New Mexico native spent the previous four seasons at New Mexico Military Institute where he helped the Broncos to the program's first ever NJCAA Division I National Championship in 2021. NMMI finished the season 12-1 overall as they averaged 432.7 yards of total offense and 40.5 points per game.

Kyser worked with the wide receivers at Chadron State in 2016 following two seasons as a graduate assistant as his alma mater, Eastern New Mexico.



SHAYNE SHADE

POSITION RUNNING BACKS/TIGHT ENDS

ALMA MATER NORTHWEST MISSOURI STATE

Shayne Shade enters his second season as the Running Backs and Tight Ends coach at West Texas A&M where he also serves as the Recruiting Coordinator for the Buffs.

Shade came to Canyon following eight seasons at Nebraska-Kearney where he served as the Recruiting Coordinator while working with multiple positions including the inside receivers, running backs and tight ends since 2020. Shade coached 11 different All-Conference honorees during his time in Kearney.

The Des Moines, Iowa native starred along the Northwest Missouri defensive line between 2007-10. Shade then remained in Maryville for four years. He was a graduate assistant coach from 2011-13 and continued to help the Bearcat defensive line in 2014. In his time as a GA, Shade coached five all-conference players as well as an All-American and he was a part of the 2013 squad that went 15-0 and won the NCAA Division II National Championship.

As a student-athlete for the Bearcats, Shade was a two-time All-MIAA defensive tackle who also earned All-Region honors as a junior in 2009. Part of four MIAA Championship teams, he helped Northwest finish as National Runner-Up in 2007 and 2008 while claiming the 2009 National Title.



JUSTIN RICHTER

POSITION DEFENSIVE BACKS

ALMA MATER UNIV. OF SAINT MARY (KS)

Justin Richter is in his second season as the Defensive Backs coach at West Texas A&M where he also serves as the Co-Special Teams Coordinator.

Richter returned to Canyon following six seasons at Missouri Western State where he worked with the team's defensive backs while serving as the Defensive Coordinator since 2018. The 2021 campaign saw the Griffons allow just 11 touchdowns on the ground while forcing 21 total turnovers (13 interceptions, eight fumbles).

The Truth or Consequences, New Mexico native is no stranger to the Texas Panhandle as he spent the 2015 season at WT working with wide receivers. Richter also has coaching stops at UC-Berkeley, New Mexico, Angelo State and New Mexico Military Institute. He holds a Bachelor's degree in Sports Management from University of Saint Mary (Kanas).



CODY RUSSELL

POSITION WIDE RECEIVERS

ALMA MATER CENTRAL MICHIGAN

Cody Russell is now in his second season as the Wide Receivers coach for the Buffaloes as he also serves as the Co-Special Teams Coordinator.

Russell came to WT with Coach Lynn following four seasons at the University of Nebraska-Kearney where he worked with safeties, cornerbacks and outside receivers while also aided the return game in special teams.

In the 2022 season, Russell was part of a defensive unit that only allowed 18.7 points in the MIAA with the cornerback unit only giving up three touchdowns. Veteran cornerback Gabriel Amegatcher earned Second Team All-MIAA honors after having 25 tackles (18 solo) and eight pass breakups.

In 2021 Russell was apart of a Loper team that ended the season 10-3 with an exit in the Sweet Sixteen of the NCAA Division 2 football playoffs. The defensive unit with Russell at the helm of the cornerback position ranked second in Defensive Pass Efficiency with 124.6 yards per game. Prior to the 2021 fall, Russell coached the outside receivers in the 2021 spring.

Before entering the college ranks Russell coached in high school at his alma mater, Traverse City West, on the Varsity level as an assistant coach and as a freshmen head coach. Also prior to his time at UNK, Russell worked for the Legacy Football Organization in Detroit as a quarterbacks coach/offensive coordinator for the 7v7 Legacy Football League.



BRIAN VAUGHN

POSITION LINEBACKERS

ALMA MATER ILLINOIS COLLEGE

Brian Vaughn enters his second season as the linebackers coach at West Texas A&M. Vaughn made the move to the Texas Panhandle following two seasons as the inside linebackers coach at Nebraska-Kearney.

An Illinois native, Vaughn has had coaching stops at Division II Florida Tech, Division III Rhodes (Tenn.) College, Rose-Hulman (Ind.) Institute of Technology, and Western New England (Mass.) University as well as junior college member New Mexico Military Institute. As a player he was a defensive back at Division III Illinois College.

Vaughn was the Co-Defensive Coordinator and defensive backs coach at Florida Tech. The Panthers began playing football in 2013 and competed in the tough Gulf South Conference (GSC). Tech reached the 2018 Division II Playoffs but the program was dropped in May 2020 due to financial strains from the ongoing pandemic. Vaughn saw the 2019 Panther defense have 11 interceptions for 125 yards and one score, 21 sacks and five forced fumbles.



SCHEDULE / RESULTS / TEAM STATISTICS

	Date	Opponent		Score	Overall	Conf	Time	Attend
*	08/29/2024	at Sul Ross St.	W	42-21	1-0	1-0	2:52	143
	09/05/2024	at Colo. Sch. of Mines	L	13-41	1-1	1-0	2:58	4224
	09/14/2024	Western Colo.	L	17-26	1-2	1-0	2:53	6219
*	09/21/2024	Central Wash.	L	3-45	1-3	1-1	2:28	3157
*	09/28/2024	at Western Ore.	L	16-24	1-4	1-2	3:02	1457
*	10/12/2024	Western N.M.	W	42-17	2-4	2-2	3:17	8147
*	10/19/2024	at Eastern N.M.	W	42-24	3-4	3-2	3:00	3552
*	10/26/2024	Tex. Permian Basin	L	7-21	3-5	3-3	2:28	6131
*	11/02/2024	at Tex. A&M-Kingsville	W	21-14	4-5	4-3	2:57	3600
*	11/09/2024	Midwestern St.	W	17-12	5-5	5-3	3:01	3801

	WTAMU	OPP
Scoring	220	245
Points per game	22.0	24.5
Points Off Turnovers	31	41
First Downs	192	183
Rushing	99	92
Passing	81	72
Penalty	12	19
Rushing Yardage	1798	1664
Yards gained rushing	1953	1824
Yards lost rushing	155	160
Rushing attempts	379	388
Average per rush	4.7	4.3
Average per game	179.8	166.4
TDs Rushing	15	20
Passing Yardage	1901	1798
Comp-Att-Int	159-271-10	123-251-5
Average per pass	7.0	7.2
Average per catch	12.0	14.6
Average per game	190.1	179.8
TDs Passing	14	9
Total offense	3699	3462
Total plays	650	639
Average per play	5.7	5.4
Average per game	369.9	346.2
Kick returns: #-Yards	25-446	13-271
Punt returns: #-Yards	11-86	18-120
Int returns: #-Yards	5-66	10-302
Kick return average	17.8	20.8
Punt return average	7.8	6.7
Int return average	13.2	30.2
Fumbles-Lost	10-6	15-7
Penalties-Yards	57-572	66-520
Average per game	57.2	52.0
Punts-Yards	41-1693	42-1685
Average per punt	41.3	40.1
Net punt average	37.8	35.9
Kickoffs-Yards	43-2650	50-2713
Average per kick	61.6	54.3
Net kick average	38.7	36.8
Time of possession / game	30:17	29:40
3rd-down conversion	48/129	53/134
3rd-down pct	37%	40%
4rd-down conversion	8/21	8/17

INDIVIDUAL STATISTICS

Rushing

Player	gp	att	gain	loss	net	avg	td	lg	avg/g
Tre'Jon Henderson	10	142	720	20	700	4.9	3	44	70.0
Sean Johnson	8	75	459	59	400	5.3	6	50	50.0
Jamaal Joseph	10	71	294	7	287	4.0	3	22	28.7
Kanon Gibson	5	53	285	32	253	4.8	3	36	50.6
Jayden Hibbler	1	10	75	0	75	7.5	0	19	75.0
Tory Simmons	10	3	47	0	47	15.7	0	29	4.7
Ashton Searl	1	8	45	0	45	5.6	0	10	45.0
Tyrie Tipton	10	3	12	0	12	4.0	0	6	1.2
Dominic Nava	3	1	11	0	11	11.0	0	11	3.7
Brennan Ray	10	1	3	0	3	3.0	0	3	0.3
TJ Moore Jr.	9	1	1	0	1	1.0	0	1	0.1
Kameron Brown	7	4	1	2	-1	-0.3	0	1	-0.1
Team	10	7	0	35	-35	-5.0	0	0	-3.5
Total	10	379	1953	155	1798	4.7	15	50	179.8
Opponents	10	388	1824	160	1664	4.3	20	62	166.4

Passing

Player	gp	effic	comp-att-int	pct	yds	td	lg	avg/g
Sean Johnson	8	106.2	86-146-5	58.9	784	4	72	98.0
Kanon Gibson	5	154.6	72-122-5	59.0	1115	10	72	223.0
Knox Porter	2	0.0	0-2-0	0.0	0	0	0	0.0
Tre'Jon Henderson	10	116.8	1-1-0	100.0	2	0	2	0.2
Total	10	127.3	159-271-10	58.7	1901	14	72	190.1
Opponents	10	117.0	123-251-5	49.0	1798	9	63	179.8

Receiving

Player	gp	no.	yds	avg	td	lg	avg/g
Zorian Stanton	10	38	680	17.9	6	72	68.0
Tucker Swoboda	10	30	463	15.4	3	72	46.3
Tyrie Tipton	10	24	182	7.6	0	23	18.2
Brennan Ray	10	16	138	8.6	1	20	13.8
Tory Simmons	10	12	73	6.1	0	14	7.3
Tre'Jon Henderson	10	11	71	6.5	0	22	7.1
TJ Moore Jr.	9	10	175	17.5	2	59	19.4
Jamaal Joseph	10	7	49	7.0	1	16	4.9
Jordan Mendoza	7	3	6	2.0	0	5	0.9
Shea Whiting	2	2	7	3.5	1	4	3.5
Tyshawn Buckner	5	2	15	7.5	0	11	3.0
Alijah Gooden-Dottin	4	2	33	16.5	0	30	8.3
Kanon Gibson	5	1	-3	-3.0	0	0	-0.6
Trace Clarkson	2	1	12	12.0	0	12	6.0
Total	10	159	1901	12.0	14	72	190.1
Opponents	10	123	1798	14.6	9	63	179.8

Punt Returns

Player	no.	yds	avg	td	lg
Tucker Swoboda	11	86	7.8	0	20
Total	11	86	7.8	0	20
Opponents	18	120	6.7	0	22

Interceptions

Player	no.	yds	avg	td	lg
Cam Manahan	2	65	32.5	0	61
Ty Dillon	1	0	0.0	0	0
Coryon Francis	1	0	0.0	0	0
Matthew Kendall	1	1	1.0	0	1
Total	5	66	13.2	0	61
Opponents	10	302	30.2	3	96

Kick Returns

Player	no.	yds	avg	td	lg
Zorian Stanton	12	301	25.1	0	66
TJ Moore Jr.	5	48	9.6	0	24
Tyrie Tipton	2	21	10.5	0	19
Kameron Brown	2	3	1.5	0	3
Tyshawn Buckner	1	0	0.0	0	0
Jamel Acosta-Lewis	1	8	8.0	0	8
Tory Simmons	1	38	38.0	0	38
Alijah Gooden-Dottin	1	27	27.0	0	27
Total	25	446	17.8	0	66
Opponents	13	271	20.8	0	31

Fumbles Recovered

Player	no.	yds	avg	td	lg
Sean Johnson	0	3	0.0	0	3
Jamel Acosta-Lewis	2	0	0.0	1	0
Campbell Packebush	1	0	0.0	0	0
David Jeffery	1	0	0.0	0	0
David deMenezes	1	0	0.0	0	0
Julian LeDoux	1	0	0.0	0	0
Total	7	3	0.4	1	3
Opponents	6	82	13.7	1	82

INDIVIDUAL STATISTICS (CONT.)

Scoring

Player	td	fg	PAT						pts
			kick	rush	rcv	pass	dxp	saf	
Zorian Stanton	6	-	-	-	-	-	-	-	36
Sean Johnson	6	-	-	-	-	-	-	-	36
Jamaal Joseph	4	-	-	-	-	-	-	-	24
Preston Gregg	-	2-5	18-20	-	-	-	-	-	24
Kanon Gibson	3	-	-	1	-	-	-	-	20
Tre'Jon Henderson	3	-	-	-	-	-	-	-	18
Tucker Swoboda	3	-	-	-	-	-	-	-	18
Cason Polivoda	-	2-6	6-7	-	-	-	-	-	12
TJ Moore Jr.	2	-	-	-	-	-	-	-	12
Shea Whiting	1	-	-	-	-	-	-	-	6
Brennan Ray	1	-	-	-	-	-	-	-	6
Jamel Acosta-Lewis	1	-	-	-	-	-	-	-	6
James Ingham	-	-	-	-	1	1	-	-	2
Total	30	4-11	24-27	1	1	1	0	0	220
Opponents	33	6-15	29-32	0	0	0	0	0	245

Field Goals

Player	fg	pct.	01-19	20-29	30-39	40-49	50-99	lg	blk
Cason Polivoda	2-6	33.3	0-0	1-1	1-4	0-1	0-0	36	0
Preston Gregg	2-5	40.0	0-0	1-1	1-1	0-2	0-1	34	0
Opponents	6-15	40.0	0-0	2-2	2-7	2-5	0-1	45	1

FG Sequence

Team Name	West Tex. A&M	Opponents
Sul Ross St.	49	
Western Colo.	(36),43,33	38
Central Wash.	(34)	38,46,(45)
Western Ore.	(22)	(27)
Western N.M.	52	(31)
Eastern N.M.	47	(38)
Tex. A&M-Kingsville	35	54,34,45,35
Midwestern St.	36,(23)	(40),(25),31
Tex. Permian Basin		43

Numbers in (parentheses) indicate field goal was made

Total Offense

Player	g	plays	rush	pass	total	avg/g
Kanon Gibson	5	175	253	1115	1368	273.6
Sean Johnson	8	221	400	784	1184	148.0
Tre'Jon Henderson	10	143	700	2	702	70.2
Jamaal Joseph	10	71	287	0	287	28.7
Jayden Hibbler	1	10	75	0	75	75.0
Tory Simmons	10	3	47	0	47	4.7
Ashton Searl	1	8	45	0	45	45.0
Tyrie Tipton	10	3	12	0	12	1.2
Dominic Nava	3	1	11	0	11	3.7
Brennan Ray	10	1	3	0	3	0.3
TJ Moore Jr.	9	1	1	0	1	0.1
Kameron Brown	7	4	-1	0	-1	-0.1
Team	10	0	-35	0	-35	-3.5
Total	10	650	1798	1901	3699	369.9
Opponents	10	639	1664	1798	3462	346.2

Punting

Player	no.	yds	avg	lg	tb	fc	i20	50+	blk
James Ingham	41	1693	41.3	59	2	7	9	7	0
Total	41	1693	41.3	59	2	7	9	7	0
Opponents	42	1685	40.1	80	5	14	9	6	0

Kickoffs

Player	no.	yds	avg	tb	ob	retn	net	ydlr
Preston Gregg	43	2650	61.6	26	1			
Total	43	2650	61.6	26	1	13	38.7	26
Opponents	50	2713	54.3	14	0	26	36.8	28



DEFENSE

##	Player	gp	Tackles				Sacks	Pass defense			Fumbles		blkd		
			ua	a	tot	tfl/yds	no-yds	int-yds	brup	qbh	fr-yds	ff	kick	saf	
44	JT Cavender	10	42	57	99	8-29	2-13	.	.	2	.	1	.	.	
8	Zach Schlager	10	36	45	81	4.5-8	1-3	.	.	4	
21	Josh Beaird	10	10	32	42	2.5-4	1-1	.	.	2	2	.	.	.	
7	Preston Steszewski	10	18	22	40	7	.	.	1	.	.
10	David deMenezes	10	11	21	32	1-0	.	.	.	2	.	1-0	.	.	.
13	David Jeffery	10	17	14	31	1.5-5	.	.	.	5	.	1-0	.	.	.
18	Ashton Reynolds	10	15	8	23	3-16	3-16	.	.	1	4	.	1	.	.
91	Antonio Iwuagwu	10	7	16	23	4-9	1-5
45	Sosa Sokimi	10	10	12	22	2-11	1-6	.	.	.	4
17	Cam Manahan	10	14	8	22	1-4	.	.	2-65	6
89	Hayden Jansky	10	4	16	20	1.5-9	1.5-9	.	.	.	4
23	Edward McClendon	10	10	9	19	0.5-1	0.5-1	.	.	.	8	1	.	.	.
42	Cade Cox	10	10	9	19	0.5-0	1
3	Ty Dillon	10	10	7	17	1-2	.	.	1-0	4
12	Sean Martin	8	7	9	16
56	Dylan Parcher	10	3	12	15	0.5-2	0.5-2	1	.	.	.
2	Jamel Acosta-Lewis	9	4	11	15	2-0	.	.	.
95	Charlie Leota	10	6	7	13	1-3	2	.	.	1	.
99	Ovahdyah Ben-Israel	9	2	11	13	0.5-1
24	Dy'cques Shaw	9	5	8	13	0.5-1	.	.	.	6
36	Javin Cash	6	1	10	11
90	Campbell Packebush	9	2	6	8	1-1	1-1	1-0	.	.	.
49	Braylon Sugg	6	2	4	6	1.5-7	1.5-7	.	.	.	2
40	Jason Harris	6	4	2	6	1-2	1
31	Kris Taufu'asau	3	1	5	6
27	Cody Chapman	6	2	3	5
16	Coryon Francis	4	5	.	5	.	.	.	1-0	1
98	Myles Cannon	5	1	3	4	1-1
28	Julian LeDoux	8	1	3	4	1-0	.	.	.
25	Matthew Kendall	7	1	2	3	.	.	.	1-1	1
15	Sam Hampton	8	1	2	3
48	Matthew Bryant	3	.	2	2	1
26	Kadyn Waites	1	1	1	2
50	Alex Taylor	10	.	2	2
22	Gage Smith	6	.	1	1
29	Johnny Tamayo	3	.	1	1
14	Tucker Swoboda	10	1	.	1
33	Calen Austin	4	1	.	1
77	Houston Berry	1	1	.	1
39	Michael Onozie	4	.	1	1
5	Tre'Jon Henderson	10	1	.	1



GAME-BY-GAME COMPARISON

Opponent	Score	First Downs				Pen	Rushing Number-Yards	Passing		Total Offense Plays-Yards	Return Yards	Turn- Overs
		Total	Rush	Pass	Comp-Att.-Int			Yards				
Sul Ross St.	42-21	28 / 9	18 / 1	9 / 5	1 / 3	53-383 / 24-59	20-26-1 / 10-19-1	139 / 116	79-522 / 43-175	102 / 110	2 / 2	
Colo. Sch. of Mines	13-41	16 / 21	7 / 8	7 / 12	2 / 1	28-99 / 36-199	17-31-1 / 20-29-0	196 / 269	59-295 / 65-468	31 / 41	1 / 0	
Western Colo.	17-26	12 / 23	4 / 12	8 / 8	0 / 3	24-77 / 45-250	20-33-1 / 13-26-1	216 / 185	57-293 / 71-435	189 / 101	1 / 2	
Central Wash.	3-45	9 / 23	4 / 14	4 / 8	1 / 1	31-146 / 47-224	7-18-1 / 12-24-0	73 / 240	49-219 / 71-464	35 / 85	2 / 0	
Western Ore.	16-24	18 / 14	7 / 8	8 / 5	3 / 1	35-112 / 31-168	22-39-0 / 11-17-0	161 / 176	74-273 / 48-344	37 / 77	0 / 1	
Western N.M.	42-17	29 / 19	16 / 8	12 / 7	1 / 4	42-258 / 42-113	19-27-1 / 9-28-2	374 / 149	69-632 / 70-262	92 / 94	2 / 2	
Eastern N.M.	42-24	26 / 20	16 / 15	10 / 3	0 / 2	42-264 / 57-240	15-23-1 / 6-13-1	201 / 80	65-465 / 70-320	3 / 68	3 / 3	
Tex. Permian Basin	7-21	18 / 19	8 / 13	10 / 6	0 / 0	29-98 / 48-185	17-28-2 / 11-20-0	218 / 210	57-316 / 68-395	6 / 49	3 / 0	
Tex. A&M-Kingsville	21-14	17 / 18	8 / 7	7 / 10	2 / 1	43-139 / 35-132	9-21-1 / 16-35-0	183 / 198	64-322 / 70-330	23 / 36	1 / 2	
Midwestern St.	17-12	19 / 17	11 / 6	6 / 8	2 / 3	52-222 / 23-94	13-25-1 / 15-40-0	140 / 175	77-362 / 63-269	83 / 114	1 / 0	
Totals	220-245	192 / 183	99 / 92	81 / 72	12 / 19	379-1798 / 388-1664	159-271-10 / 123-251-5	1901 / 1798	650-3699 / 639-3462	601 / 775	16 / 12	

Opponents	3rd Down Conversion	4th Down Conversion	Time of Possession	TOP Margin	Avg Yds/Rush	Avg Yds/Pass	Avg Yds/Play	Punting Number-Avg	Penalties Number-Yards	Sacks
Colo. Sch. of Mines	5-14 / 9-14	0-0 / 1-1	27:44 / 32:16	-04:32	3.5 / 5.5	6.3 / 9.3	5.0 / 7.2	7-41.7 / 4-50.0	5-60.0 / 12-75.0	0 / 2
Western Colo.	3-13 / 9-15	0-0 / 0-1	25:45 / 34:15	-08:30	3.2 / 5.6	6.5 / 7.1	5.1 / 6.1	6-36.0 / 3-30.0	5-49.0 / 4-25.0	1 / 1
Central Wash.	5-14 / 10-15	0-1 / 0-0	23:29 / 36:31	-13:02	4.7 / 4.8	4.1 / 10.0	4.5 / 6.5	5-40.2 / 1-33.0	2-20.0 / 2-30.0	1 / 0
Western Ore.	6-17 / 2-10	1-4 / 0-1	34:07 / 25:53	08:14	3.2 / 5.4	4.1 / 10.4	3.7 / 7.2	6-42.2 / 6-34.0	4-45.0 / 7-69.0	0 / 4
Western N.M.	2-7 / 5-15	1-2 / 1-3	29:46 / 30:14	-00:28	6.1 / 2.7	13.9 / 5.3	9.2 / 3.7	2-55.5 / 5-42.2	15-164.0 / 11-86.0	5 / 0
Eastern N.M.	3-9 / 1-13	2-2 / 5-9	29:34 / 30:26	-00:52	6.3 / 4.2	8.7 / 6.2	7.2 / 4.6	2-42.5 / 2-39.5	4-40.0 / 5-40.0	1 / 0
Tex. Permian Basin	4-11 / 8-15	1-2 / 1-1	26:12 / 33:48	-07:36	3.4 / 3.9	7.8 / 10.5	5.5 / 5.8	5-44.0 / 4-40.8	2-25.0 / 6-41.0	0 / 2
Tex. A&M-Kingsville	5-14 / 7-16	0-4 / 0-1	30:01 / 29:59	00:02	3.2 / 3.8	8.7 / 5.7	5.0 / 4.7	4-37.0 / 4-46.8	4-25.0 / 7-55.0	2 / 1
Midwestern St.	7-17 / 1-12	2-4 / 0-0	35:58 / 23:29	12:29	4.3 / 4.1	5.6 / 4.4	4.7 / 4.3	3-42.0 / 7-42.7	8-69.0 / 7-54.0	2 / 0
Totals	48-129 / 53-134	8-21 / 8-17	302:48 / 296:39	06:09	4.7 / 4.3	7.0 / 7.2	5.7 / 5.4	41-41.3 / 42-40.1	57-572.0 / 66-520.0	14 / 10

Note: Game totals are displayed in the format TEAM/OPPONENT for each category



TEAM GAME-BY-GAME

Date	Opponent	Rushing				Receiving				Passing				Kick Returns				Punt Returns				tot off
		no.	yds	td	lg	no.	yds	td	lg	cmp	att	int	yds	td	lg	no.	yds	td	lg	no.	yds	
08/29/2024	at Sul Ross St.	53	383	5	50	20	139	1	25	20-26-1	139	1	25	3	89	0	38	2	13	0	11	522
09/05/2024	at Colo. Sch. of Mines	28	99	1	18	17	196	1	33	17-31-1	196	1	33	2	24	0	13	1	7	0	7	295
09/14/2024	Western Colo.	24	77	1	18	20	216	1	72	20-33-1	216	1	72	4	125	0	66	0	0	0	0	293
09/21/2024	Central Wash.	31	146	0	45	7	73	0	21	7-18-1	73	0	21	3	35	0	19	0	0	0	0	219
09/28/2024	at Western Ore.	35	112	1	15	22	161	1	30	22-39-0	161	1	30	3	37	0	35	0	0	0	0	273
10/12/2024	Western N.M.	42	258	1	19	19	374	5	72	19-27-1	374	5	72	3	66	0	24	2	21	0	20	632
10/19/2024	at Eastern N.M.	42	264	5	44	15	201	1	36	15-23-1	201	1	36	1	3	0	3	0	0	0	0	465
10/26/2024	Tex. Permian Basin	29	98	0	17	17	218	1	41	17-28-2	218	1	41	2	1	0	1	1	5	0	5	316
11/02/2024	at Tex. A&M-Kingsville	43	139	1	23	9	183	1	59	9-21-1	183	1	59	2	8	0	8	2	15	0	9	322
11/09/2024	Midwestern St.	52	222	0	36	13	140	2	43	13-25-1	140	2	43	2	58	0	33	3	25	0	20	362
West Tex. A&M		379	1798	15	50	159	1901	14	72	159-271-10	1901	14	72	25	446	0	66	11	86	0	20	3699
Opponents		388	1664	20	62	123	1798	9	63	123-251-5	1798	9	63	13	271	0	31	18	120	0	22	3462

West Tex. A&M Averages

Games	Avg/ rush	Avg/ catch	Pass effic	KR avg	PR avg	All purpose avg/game	Total offense avg/game
10	4.7	12.0	127.3	17.8	7.8	429.7	369.9

Date	Opponent	Tackles			Sacks	Fumble	Pass Defense			blkd kick	PAT attempts			off				
		ua	a	total			tfl-yds	no-yds	ff		fr-yds	int-yds	qbh	brup	kick	rush	rcv	saf
08/29/2024	at Sul Ross St.	15	34	49	5.0-24	2-19	1	1-0	1-0	4	2	0	6-6	0	0	0	14	42
09/05/2024	at Colo. Sch. of Mines	34	32	66	3.0-4	0-0	0	0-0	0-0	0	1	0	1-2	0	0	0	0	13
09/14/2024	Western Colo.	31	44	75	2.0-5	1-1	1	1-3	1-61	6	6	0	2-2	0	0	0	0	17
09/21/2024	Central Wash.	19	48	67	2.0-2	1-1	0	0-0	0-0	1	4	0	0-0	0	0	0	0	3
09/28/2024	at Western Ore.	31	24	55	4.0-11	0-0	0	1-0	0-0	1	2	0	1-1	0	0	0	3	16
10/12/2024	Western N.M.	25	48	73	8.0-26	5-19	0	0-0	2-5	4	5	0	4-5	0	1	0	7	42
10/19/2024	at Eastern N.M.	36	38	74	5.0-9	1-2	1	2-0	1-0	1	2	0	4-5	1	0	0	7	42
10/26/2024	Tex. Permian Basin	25	54	79	3.0-7	0-0	0	0-0	0-0	1	3	0	1-1	0	0	0	0	7
11/02/2024	at Tex. A&M-Kingsville	35	26	61	3.0-13	2-12	0	2-0	0-0	2	9	1	3-3	0	0	0	0	21
11/09/2024	Midwestern St.	16	34	50	3.0-15	2-10	1	0-0	0-0	8	9	0	2-2	0	0	0	0	17
West Tex. A&M		267	382	649	38.0-116	14-64	4	7-3	5-66	28	43	1	24-27	1	1	0	31	220
Opponents		282	416	698	42.0-128	10-62	6	6-82	10-302	28	40	0	29-32	0	0	0	41	245

Date	Opponent	Punting							Field Goals			Kickoffs						
		no.	yds	avg	long	blkd	tb	fc	50+	i20	md-att	long	blkd	no.	yds	avg	tb	ob
08/29/2024	at Sul Ross St.	1	41	41.0	41	0	0	1	0	1	0-1	0	0	7	458	65.4	6	0
09/05/2024	at Colo. Sch. of Mines	7	292	41.7	59	0	1	0	2	0	0-0	0	0	3	195	65.0	2	0
09/14/2024	Western Colo.	6	216	36.0	45	0	0	2	0	1	1-3	36	0	4	260	65.0	4	0
09/21/2024	Central Wash.	5	201	40.2	44	0	0	2	0	1	1-1	34	0	2	130	65.0	2	0
09/28/2024	at Western Ore.	6	253	42.2	48	0	0	1	0	1	1-1	22	0	4	215	53.8	1	0
10/12/2024	Western N.M.	2	111	55.5	59	0	0	0	2	1	0-1	0	0	6	383	63.8	3	0
10/19/2024	at Eastern N.M.	2	85	42.5	50	0	1	0	1	0	0-1	0	0	7	421	60.1	5	0
10/26/2024	Tex. Permian Basin	5	220	44.0	50	0	0	0	1	3	0-0	0	0	2	120	60.0	1	0
11/02/2024	at Tex. A&M-Kingsville	4	148	37.0	39	0	0	1	0	0	0-1	0	0	4	218	54.5	1	1
11/09/2024	Midwestern St.	3	126	42.0	53	0	0	0	1	1	1-2	23	0	4	250	62.5	1	0
West Tex. A&M		41	1693	41.3	59	0	2	7	7	9	4-11	36	0	43	2650	61.6	26	1
Opponents		42	1685	40.1	80	0	5	14	6	9	6-15	45	1	50	2713	54.3	14	0



RED ZONE

West Tex. A&M Inside Opponent Red-Zone

Date	Opponent	Score	Times	Times	Total	Rush Pass FGs				Failed to score inside RZ					
			In RZ	Scored	Pts	TDs	TDs	TDs	Made	FGA	Down	Int	Fumb	Half	Game
08/29/2024	at Sul Ross St.	W 42-21	7	5	35	5	4	1	0	0	1	0	1	0	0
09/05/2024	at Colo. Sch. of Mines	L 13-41	1	1	6	1	1	0	0	0	0	0	0	0	0
09/14/2024	Western Colo.	L 17-26	4	2	10	1	1	0	1	2	0	1	0	0	0
09/21/2024	Central Wash.	L 3-45	2	1	3	0	0	0	1	1	1	0	0	0	0
09/28/2024	at Western Ore.	L 16-24	3	3	16	2	1	1	1	1	0	0	0	0	0
10/12/2024	Western N.M.	W 42-17	5	3	20	3	1	2	0	1	0	0	0	0	1
10/19/2024	at Eastern N.M.	W 42-24	3	3	20	3	3	0	0	0	0	0	0	0	0
10/26/2024	Tex. Permian Basin	L 7-21	2	0	0	0	0	0	0	0	0	2	0	0	0
11/02/2024	at Tex. A&M-Kingsville	W 21-14	3	1	7	1	1	0	0	1	1	0	0	0	0
11/09/2024	Midwestern St.	W 17-12	3	2	10	1	0	1	1	2	0	0	0	0	0
Totals 21 of 33 (63.6%)			33	21	127	17	12	5	4	8	3	3	1	0	1

Opponents Inside West Tex. A&M Red-Zone

Date	Opponent	Score	Times	Times	Total	Rush Pass FGs				Failed to score inside RZ					
			In RZ	Scored	Pts	TDs	TDs	TDs	Made	FGA	Down	Int	Fumb	Half	Game
08/29/2024	Sul Ross St.	W 42-21	1	1	8	1	0	1	0	0	0	0	0	0	0
09/05/2024	Colo. Sch. of Mines	L 13-41	5	5	34	5	3	2	0	0	0	0	0	0	0
09/14/2024	Western Colo.	L 17-26	3	2	13	2	2	0	0	0	0	0	0	0	1
09/21/2024	Central Wash.	L 3-45	6	5	35	5	4	1	0	1	0	0	0	0	0
09/28/2024	Western Ore.	L 16-24	3	3	17	2	2	0	1	1	0	0	0	0	0
10/12/2024	Western N.M.	W 42-17	4	3	17	2	1	1	1	1	0	1	0	0	0
10/19/2024	Eastern N.M.	W 42-24	3	2	14	2	2	0	0	0	1	0	0	0	0
10/26/2024	Tex. Permian Basin	L 7-21	2	2	14	2	2	0	0	0	0	0	0	0	0
11/02/2024	Tex. A&M-Kingsville	W 21-14	5	2	14	2	2	0	0	2	0	0	1	0	0
11/09/2024	Midwestern St.	W 17-12	4	3	12	1	0	1	2	3	0	0	0	0	0
Totals 28 of 36 (77.8%)			36	28	178	24	18	6	4	8	1	1	1	0	1

BY QUARTER

3rd-Down Conversions

Date	Opponent	Score	Overall	1st Qtr	2nd Qtr	3rd Qtr	4th Qtr	Overtime
08/29/2024	at Sul Ross St.	W 42-21	8-13 61.5	2-4 50.0	3-4 75.0	1-2 50.0	2-3 66.7	0-0 0.0
09/05/2024	at Colo. Sch. of Mines	L 13-41	5-14 35.7	1-2 50.0	2-4 50.0	1-4 25.0	1-4 25.0	0-0 0.0
09/14/2024	Western Colo.	L 17-26	3-13 23.1	1-4 25.0	1-4 25.0	1-3 33.3	0-2 0.0	0-0 0.0
09/21/2024	Central Wash.	L 3-45	5-14 35.7	1-4 25.0	0-2 0.0	2-4 50.0	2-4 50.0	0-0 0.0
09/28/2024	at Western Ore.	L 16-24	6-17 35.3	0-4 0.0	1-4 25.0	3-5 60.0	2-4 50.0	0-0 0.0
10/12/2024	Western N.M.	W 42-17	2-7 28.6	0-1 0.0	1-4 25.0	1-1 100.0	0-1 0.0	0-0 0.0
10/19/2024	at Eastern N.M.	W 42-24	3-9 33.3	0-1 0.0	2-4 50.0	0-0 0.0	1-4 25.0	0-0 0.0
10/26/2024	Tex. Permian Basin	L 7-21	4-11 36.4	1-3 33.3	1-3 33.3	0-1 0.0	2-4 50.0	0-0 0.0
11/02/2024	at Tex. A&M-Kingsville	W 21-14	5-14 35.7	1-4 25.0	1-3 33.3	0-2 0.0	3-5 60.0	0-0 0.0
11/09/2024	Midwestern St.	W 17-12	7-17 41.2	2-4 50.0	2-5 40.0	1-3 33.3	2-5 40.0	0-0 0.0
West Tex. A&M			48-129 37.2	9-31 29.0	14-37 37.8	10-25 40.0	15-36 41.7	0-0 0.0
Opponents			53-134 39.6	16-33 48.5	15-38 39.5	12-32 37.5	10-31 32.3	0-0 0.0

4th-Down Conversions


Date	Opponent	Score	Overall	1st Qtr	2nd Qtr	3rd Qtr	4th Qtr	Overtime
08/29/2024	at Sul Ross St.	W 42-21	1-2 50.0	0-1 0.0	1-1 100.0	0-0 0.0	0-0 0.0	0-0 0.0
09/05/2024	at Colo. Sch. of Mines	L 13-41	0-0 0.0	0-0 0.0	0-0 0.0	0-0 0.0	0-0 0.0	0-0 0.0
09/14/2024	Western Colo.	L 17-26	0-0 0.0	0-0 0.0	0-0 0.0	0-0 0.0	0-0 0.0	0-0 0.0
09/21/2024	Central Wash.	L 3-45	0-1 0.0	0-0 0.0	0-0 0.0	0-1 0.0	0-0 0.0	0-0 0.0
09/28/2024	at Western Ore.	L 16-24	1-4 25.0	0-1 0.0	0-0 0.0	1-1 100.0	0-2 0.0	0-0 0.0
10/12/2024	Western N.M.	W 42-17	1-2 50.0	1-1 100.0	0-1 0.0	0-0 0.0	0-0 0.0	0-0 0.0
10/19/2024	at Eastern N.M.	W 42-24	2-2 100.0	1-1 100.0	1-1 100.0	0-0 0.0	0-0 0.0	0-0 0.0
10/26/2024	Tex. Permian Basin	L 7-21	1-2 50.0	0-0 0.0	0-0 0.0	0-0 0.0	1-2 50.0	0-0 0.0
11/02/2024	at Tex. A&M-Kingsville	W 21-14	0-4 0.0	0-2 0.0	0-1 0.0	0-1 0.0	0-0 0.0	0-0 0.0
11/09/2024	Midwestern St.	W 17-12	2-4 50.0	0-1 0.0	1-1 100.0	1-2 50.0	0-0 0.0	0-0 0.0
West Tex. A&M			8-21 38.1	2-7 28.6	3-5 60.0	2-5 40.0	1-4 25.0	0-0 0.0
Opponents			8-17 47.1	3-4 75.0	3-4 75.0	2-6 33.3	0-3 0.0	0-0 0.0

Time of Possession

Date	Opponent	Score	Overall	1st Qtr	2nd Qtr	3rd Qtr	4th Qtr	Overtime
08/29/2024	at Sul Ross St.	W 42-21	40:12	09:56	12:25	07:17	10:34	00:00
09/05/2024	at Colo. Sch. of Mines	L 13-41	27:44	04:58	09:03	07:49	05:54	00:00
09/14/2024	Western Colo.	L 17-26	25:45	07:16	08:54	06:31	03:04	00:00
09/21/2024	Central Wash.	L 3-45	23:29	06:19	04:08	05:23	07:39	00:00
09/28/2024	at Western Ore.	L 16-24	34:07	07:49	08:29	10:07	07:42	00:00
10/12/2024	Western N.M.	W 42-17	29:46	08:09	05:05	06:15	10:17	00:00
10/19/2024	at Eastern N.M.	W 42-24	29:34	06:01	07:33	03:27	12:33	00:00
10/26/2024	Tex. Permian Basin	L 7-21	26:12	08:18	07:03	01:45	09:06	00:00
11/02/2024	at Tex. A&M-Kingsville	W 21-14	30:01	11:00	06:11	04:38	08:12	00:00
11/09/2024	Midwestern St.	W 17-12	35:58	02:31	15:46	08:58	08:43	00:00
West Tex. A&M			Total 302:48	72:17	84:37	62:10	83:44	00:00
			Avg. 30:17	07:14	08:28	06:13	08:22	00:00
Opponents			Total 296:39	62:35	80:06	78:57	75:01	00:00
			Avg. 29:40	06:16	08:01	07:54	07:30	00:00



GAME 1



WEST TEXAS A&M **42**
SUL ROSS STATE **21**

AUGUST 29 | ATT: 143 | DURATION: 2:51
 JACKSON FIELD | ALPINE, TEXAS

ALPINE, Texas – The Buffaloes of West Texas A&M started off their 2024 season with a victory as they produced 522 yards of offense including 383 on the ground in a 42-21 Lone Star Conference victory over the Sul Ross State Lobos at Jackson Field in Alpine, Texas.

Sean Johnson finished the night completing 20-of-26 passes for a touchdown along with an interception while carrying the ball 14 times for 167 yards and four touchdowns. Tre’Jon Henderson chipped in 84 yards on the ground with a score while Zorian Stanton caught five passes for 51 yards.

Defensively, senior JT Cavender registered eight tackles (five solo) with a sack and a forced fumble followed by David deMenezes and Cade Cox with four tackles each.


	1	2	3	4	OT	
WT	0	21	7	14	-	42
SRSU	0	7	14	0	-	21

SCORING SUMMARY

Qtr	Time	Team	Scoring Play (PAT)	Plays-Yards/TOP
2nd	8:11	WT	Whiting 3yd pass from Johnson (Gregg PAT)	13-76/6:43
	4:23	WT	Johnson 5yd run (Gregg PAT)	8-36/3:41
	0:57	WT	Henderson 3yd run (Gregg PAT)	7-63/1:46
3rd	11:26	SRS	Oaxaca 50yd pass from Martinez (Arreola PAT)	4-75/0:42
	7:48	WT	Johnson 9yd run (Gregg PAT)	7-75/3:38
	2:52	SRS	Luevano 1yd pass from Martinez (Arreola PAT)	10-60/4:49
4th	13:19	WT	Johnson 50yd run (Gregg PAT)	3-64/1:31
	9:14	WT	Johnson 5yd run (Gregg PAT)	5-45/2:42

	WT	SRSU
First Downs	28	9
Rushes-Yards (Net)	53-383	24-59
Passing Yards (Net)	139	116
Passes Att-Comp-Int	20-26-1	10-19-1
Total Offense-Plays-Yards	79-522	43-175
Fumble Returns-Yards	0-0	1-82
Punt Returns-Yards	2-13	0-0
Kickoff Returns-Yards	3-89	1-28
Interception Returns-Yards	1-0	1-0
Punts (Number-Avg.)	1-41.0	6-36.5
Fumbles-Lost	1-1	1-1
Penalties-Yards	8-75	5-45
Possession Time	40:12	19:48
Third Down Conversions	8-13	1-9
Fourth Down Conversions	1-2	0-0
Red Zone Scores-Chances	5-7	1-1
Sacks By: Number-Yards	2-19	0-0
PAT Total-Made	6-6	3-3
Field Goals Total-Made	0-1	0-0

GAME 2



WEST TEXAS A&M **13**
COLORADO SCHOOL OF MINES **43**

SEPTEMBER 5 | ATT: 4,224 | DURATION: 2:57
 MARV KAY STADIUM | GOLDEN, COLORADO

GOLDEN, Colorado – West Texas A&M couldn’t find a rhythm offensively as they fell to the #5 Orediggers of Colorado School of Mines, 41-13 in front of 4,224 fans at Marv Kay Stadium in Golden, Colorado.

Sean Johnson finished the night completing 17-of-31 passes for 196 yards and a touchdown to go along with an interception, the junior carried the ball 13 times for a net of 60 yards with another score. Zorian Stanton caught five passes for a team-high 84 yards and a score while Tyrie Tipton also caught five balls for 47 yards. WT registered 295 yards of offense with 196 of them coming thru the air.

Defensively, the Buffs were led by Zach Schlager with seven total tackles (five solo) with one of them coming for a loss followed by Cam Manahan with six tackles.


	1	2	3	4	OT	
WT	7	0	6	0	-	13
CSM	14	13	7	7	-	41

SCORING SUMMARY

Qtr	Time	Team	Scoring Play (PAT)	Plays-Yards/TOP
1st	12:53	CSM	Walker 47yd run (Eich PAT)	5-59/2:07
	6:36	CSM	McLeod 27yd pass from Foster (Eich PAT)	8-64/4:13
	3:42	WT	Stanton 27yd pass from Johnson (Polivoda PAT)	7-75/2:57
2nd	6:29	CSM	Duerksen 2yd pass from Foster	10-75/5:40
	1:14	CSM	Tate 6yd run (Eich PAT)	5-35/0:46
3rd	8:36	CSM	Walker 3yd run (Eich PAT)	8-60/4:16
	4:03	WT	Johnson 6yd run	11-75/4:33
4th	6:23	CSM	Barnes 7yd run (Eich PAT)	11-62/6:08

	WT	CSM
First Downs	16	21
Rushes-Yards (Net)	28-99	36-178
Passing Yards (Net)	196	269
Passes Att-Comp-Int	17-31-1	20-30-0
Total Offense-Plays-Yards	59-295	66-447
Fumble Returns-Yards	0-0	0-0
Punt Returns-Yards	1-7	3-19
Kickoff Returns-Yards	2-24	1-20
Interception Returns-Yards	0-0	1-2
Punts (Number-Avg.)	7-41.7	4-50.0
Fumbles-Lost	0-0	1-0
Penalties-Yards	5-60	11-70
Possession Time	27:44	32:16
Third Down Conversions	5-14	8-14
Fourth Down Conversions	0-0	2-2
Red Zone Scores-Chances	1-1	5-5
Sacks By: Number-Yards	0-0	2-18
PAT Total-Made	1-2	5-6
Field Goals Total-Made	0-0	0-0

GAME 3



WESTERN COLORADO **26**
WEST TEXAS A&M **17**

SEPTEMBER 14 | ATT: 6,219 | DURATION: 2:53
 BAIN-SCHAEFFER BUFFALO STADIUM | CANYON, TEXAS

CANYON, Texas – The Buffaloes had their chances but mistakes in the red zone were too much to overcome as WT fell to the #15 Mountaineers of Western Colorado, 26-17 during the home opener at Bain-Schaeffer Buffalo Stadium in front of 6,219 fans.

Sean Johnson finished the night completing 20-of-33 passes for 216 yards and a touchdown to go along with an interception, the Orlando product ran the ball 10 times for 49 yards and a score. Zorian Stanton registered the best game of his short time at WT, catching six passes for 150 yards and a touchdown.

Defensively, JT Cavender finished the night with 13 total tackles (four solo) followed by Preston Steszewski with 11 and Zach Schlager with eight. Cam Manahan picked off a pass to go along with a pair of tackles while Steszewski also forced a fumble.


	1	2	3	4	OT	
WCU	7	6	7	6	-	26
WT	0	10	7	0	-	17

SCORING SUMMARY

Qtr	Time	Team	Scoring Play (PAT)	Plays-Yards/TOP
1st	12:18	WCU	Nash 62yd run (Tasei PAT)	2-65/0:46
2nd	14:51	WT	Johnson 1yd run (Polivoda PAT)	7-70/2:02
	2:25	WT	Polivoda 36yd field goal	10-55/3:48
	0:31	WCU	Nash 6yd run	10-75/2:19
3rd	1:41	WCU	Cooper 96yd interception return (Tasei PAT)	--
	0:51	WT	Stanton 72yd pass from Johnson (Polivoda PAT)	2-69/0:43
4th	7:43	WCU	Nash 2yd run	5-79/3:18

	WCU	WT
First Downs	23	12
Rushes-Yards (Net)	45-259	24-96
Passing Yards (Net)	185	216
Passes Att-Comp-Int	13-26-1	20-33-1
Total Offense-Plays-Yards	71-435	57-293
Fumble Returns-Yards	0-0	1-3
Punt Returns-Yards	2-5	0-0
Kickoff Returns-Yards	0-0	4-125
Interception Returns-Yards	1-96-1	1-61
Punts (Number-Avg.)	3-30.0	6-36.0
Fumbles-Lost	2-1	3-0
Penalties-Yards	4-25	5-49
Possession Time	34:15	25:45
Third Down Conversions	9-15	3-13
Fourth Down Conversions	0-1	0-0
Red Zone Scores-Chances	2-3	2-4
Sacks By: Number-Yards	1-3	1-1
PAT Total-Made	2-4	2-2
Field Goals Total-Made	0-1	1-3

GAME 4



CENTRAL WASHINGTON **45**
WEST TEXAS A&M **3**

SEPTEMBER 21 | ATT: 3,157 | DURATION: 2:27
 BAIN-SCHAEFFER BUFFALO STADIUM | CANYON, TEXAS

CANYON, Texas – The #14 Wildcats of Central Washington scored on their first two possessions of the night following a three-hour weather delay on their way to a 45-3 Lone Star Conference victory over West Texas A&M at Bain-Schaeffer Buffalo Stadium in Canyon.

Sean Johnson finished the night completing 7-of-16 passes for 73 yards and an interception to go along with 11 carries for 83 yards on the ground. TreJon Henderson carried the ball 12 times for 50 yards while Tyrie Tipton caught a pair of passes for 22 yards.

Defensively, Preston Steszewski led the way with nine tackles followed by David Jeffery with seven.


	1	2	3	4	OT	
CWU	14	10	14	7	-	45
WT	0	0	0	3	-	3

SCORING SUMMARY

Qtr	Time	Team	Scoring Play (PAT)	Plays-Yards/TOP
1st	6:35	CWU	Flanagan 12yd run (Redding PAT)	9-76/5:04
	2:53	CWU	Flanagan 1yd run (Redding PAT)	5-37/2:19
2nd	1:42	CWU	Volk 76yd interception return (Redding PAT)	--
	0:05	CWU	Redding 45yd field goal	7-21/1:35
3rd	9:41	CWU	Loidhammer 8yd pass from McGill (Redding PAT)	10-75/5:19
	1:04	CWU	Flanagan 7yd run (Redding PAT)	6-88/3:14
4th	7:51	WT	Fregg 34yd field goal	7-52/3:27
	4:51	CWU	Taylor 8yd run (Redding PAT)	6-75/3:00

	CWU	WT
First Downs	23	9
Rushes-Yards (Net)	47-250	31-150
Passing Yards (Net)	240	73
Passes Att-Comp-Int	12-24-0	7-18-1
Total Offense-Plays-Yards	71-464	49-219
Fumble Returns-Yards	0-0	0-0
Punt Returns-Yards	2-9	0-0
Kickoff Returns-Yards	0-0	3-35
Interception Returns-Yards	1-76-1	0-0
Punts (Number-Avg.)	1-33.0	5-40.2
Fumbles-Lost	1-0	1-1
Penalties-Yards	2-30	2-20
Possession Time	36:31	23:29
Third Down Conversions	10-15	5-14
Fourth Down Conversions	0-0	0-1
Red Zone Scores-Chances	5-6	1-2
Sacks By: Number-Yards	0-0	1-1
PAT Total-Made	6-6	0-0
Field Goals Total-Made	1-3	1-1

GAME 5



WEST TEXAS A&M **16**
WESTERN OREGON **24**

SEPTEMBER 28 | ATT: 1,457 | DURATION: 3:02
 McARTHUR FIELD | MONMOUTH, OREGON

MONMOUTH, Oregon – West Texas A&M continued to struggle offensively as they fell to the Wolves of Western Oregon, 24-16 in Lone Star Conference action at McArthur Field in Monmouth, Oregon.

Sean Johnson finished the afternoon completing 21-of-38 passes for 159 yards and a touchdown while carrying the ball 23 times for 47 total yards. Tre'Jon Henderson had 10 carries for 39 yards on the ground while Joseph finished with 11 yards and a score on the ground.

Defensively, the Buffs were led by JT Cavender who had 10 total tackles (four solo) with one of them coming for a loss, Zach Schlager had nine tackles followed by Ty Dillon with five followed by Jeffery and Preston Steszewski with four tackles each.


	1	2	3	4	OT	
WT	0	3	6	7	-	16
WOU	7	7	0	10	-	24

SCORING SUMMARY

Qtr	Time	Team	Scoring Play (PAT)	Plays-Yards/TOP
1st	3:57	WOU	McCarty 5yd run (Emmett PAT)	2-57/0:50
2nd	14:20	WOU	Loggins 4yd run (Emmett PAT)	6-51/2:39
	1:04	WT	Gregg 22yd field goal	7-16/3:28
3rd	0:22	WT	Joseph 13yd run	17-80/8:25
4th	14:52	WOU	Hickok 63yd pass from Jones (Emmett PAT)	1-63/0:08
	7:29	WOU	Emmett 27yd field goal	6-52/3:05
	0:01	WT	Joseph 3yd pass from Johnson (Gregg PAT)	11-82/1:53

	WT	WOU
First Downs	18	14
Rushes-Yards (Net)	32-112	31-168
Passing Yards (Net)	161	176
Passes Att-Comp-Int	22-39-0	11-17-0
Total Offense-Plays-Yards	74-273	48-344
Fumble Returns-Yards	0-0	0-0
Punt Returns-Yards	0-0	4-31
Kickoff Returns-Yards	3-37	2-46
Interception Returns-Yards	0-0	0-0
Punts (Number-Avg.)	6-42.2	6-34.0
Fumbles-Lost	1-0	3-1
Penalties-Yards	4-45	7-69
Possession Time	34:07	25:33
Third Down Conversions	6-17	2-10
Fourth Down Conversions	1-4	0-1
Red Zone Scores-Chances	3-3	3-3
Sacks By: Number-Yards	0-0	4-21
PAT Total-Made	1-1	3-3
Field Goals Total-Made	1-1	1-1

GAME 6



WESTERN NEW MEXICO **17**
WEST TEXAS A&M **42**

OCTOBER 12 | ATT: 8,147 | DURATION: 3:17
 BAIN-SCHAEFFER BUFFALO STADIUM | CANYON, TEXAS

CANYON, Texas – The Buffaloes of West Texas A&M picked up a Homecoming victory for the seventh straight year as they compiled 632 yards of total offense on their way to a 42-17 Lone Star Conference victory over the Western New Mexico Mustangs in front of over 8,000 fans at Bain-Schaeffer Buffalo Stadium in Canyon.

Kanon Gibson finished the night completing 19-of-27 passes for 374 yards and five touchdowns while also carrying the ball 10 times for 36 yards and a score, the sophomore becomes the first WT quarterback to throw for atleast five touchdowns since Ben Arbuckle tossed six scores against Oklahoma Panhandle State on September 15, 2016.

Zorian Stanton had a team-leading eight catches for 187 yards and a pair of touchdowns while Tucker Swoboda caught three balls for 93 yards and two scores of his own. Tre'Jon Henderson carried the ball 13 times for 105 yards. Defensively, JT Cavender was all over the field for the Buffs as the senior had 13 total tackles (eight solo) with three of them coming for a loss.


	1	2	3	4	OT	
WNMU	7	10	0	0	-	17
WT	21	0	21	0	-	42

SCORING SUMMARY

Qtr	Time	Team	Scoring Play (PAT)	Plays-Yards/TOP
1st	14:20	WT	Stanton 59ys pass from Gibson (Ingham pass)	2-76/0:35
	12:02	WNM	Magana 4yd run (Gordon PAT)	6-37/2:18
	7:46	WT	Swoboda 13yd pass from Gibson	10-87/4:01
	0:42	WT	Stanton 13yd pass from Gibson (Gregg PAT)	9-98/3:13
2nd	9:22	WNM	Gordon 31yd field goal	12-61/6:20
	4:26	WNM	Postell 29yd pass from Magana (Gordon PAT)	7-64/3:19
3rd	4:32	WT	Gibson 2yd run (Gregg PAT)	11-75/5:08
	3:06	WT	Moore Jr. 46yd pass from Gibson (Gregg PAT)	1-46/0:06
	0:26	WT	Swoboda 72yd pass from Gibson (Gregg PAT)	2-74/0:52

	WNMU	WT
First Downs	19	29
Rushes-Yards (Net)	42-113	42-258
Passing Yards (Net)	149	374
Passes Att-Comp-Int	9-28-2	19-27-1
Total Offense-Plays-Yards	70-262	69-632
Fumble Returns-Yards	0-0	0-0
Punt Returns-Yards	1-20	2-21
Kickoff Returns-Yards	3-54	3-66
Interception Returns-Yards	1-20	2-5
Punts (Number-Avg.)	1-20.0	2-10.5
Fumbles-Lost	1-0	1-1
Penalties-Yards	11-86	15-164
Possession Time	30:14	29:46
Third Down Conversions	5-15	2-7
Fourth Down Conversions	1-3	1-2
Red Zone Scores-Chances	3-4	3-5
Sacks By: Number-Yards	0-0	5-19
PAT Total-Made	2-2	4-5
Field Goals Total-Made	1-1	0-1

GAME 7



WEST TEXAS A&M **42**
EASTERN NEW MEXICO **24**

OCTOBER 19 | ATT: 3,552 | DURATION: 3:00
 LOY FAMILY FOUNDATION STADIUM | PORTALES, N.M.

PORTALES, New Mexico – The Buffaloes of West Texas A&M scored 36 unanswered points as they picked up a 42-24 Lone Star Conference victory over the rival Eastern New Mexico Greyhounds to win the 36th Wagon Wheel Game at Steve Loy Family Foundation Stadium in Portales, New Mexico.

Kanon Gibson finished the afternoon completing 14-of-21 passes for 200 yards and a touchdown while carrying the ball seven times for 54 yards and a pair of score. Tre'Jon Henderson led the Buffs on the ground with 173 yards on 21 carries with two touchdowns. Tucker Swoboda caught four passes for a team-high 73 yards and a touchdown.

Defensively, JT Cavender registered 15 tackles (seven solo) with a sack in his final Wagon Wheel game followed by Zach Schalger with 11 tackles.


	1	2	3	4	OT	
WT	6	22	7	7	-	42
ENMU	7	10	0	7	-	24

SCORING SUMMARY

Qtr	Time	Team	Scoring Play (PAT)	Plays-Yards/TOP
1st	8:59	WT	Henderson 5yd run	12-75/6:01
	1:43	ENM	Craten 15yd run (Hamilton PAT)	14-75/7:16
2nd	12:30	ENM	Craten 1yd run (Hamilton PAT)	6-80/2:19
	10:44	ENM	Hamilton 38yd field goal	4-6/1:44
	8:40	WT	Joseph 22yd run (Gibson rush)	5-75/2:04
	6:02	WT	Gibson 13yd run (Gregg PAT)	7-31/2:35
	4:11	WT	Swoboda 36yd pass from Gibson (Gregg PAT)	2-36/0:10
3rd	4:47	WT	Henderson 44yd run (Gregg PAT)	6-88/3:27
4th	12:43	WT	Gibson 11yd run (Gregg PAT)	6-53/3:18
	7:35	ENM	Gordon 54yd interception return (Hamilton PAT)	---

	WT	ENMU
First Downs	26	20
Rushes-Yards (Net)	42-281	57-250
Passing Yards (Net)	201	80
Passes Att-Comp-Int	15-23-1	6-13-1
Total Offense-Plays-Yards	65-465	70-320
Fumble Returns-Yards	0-0	0-0
Punt Returns-Yards	0-0	1-(-1)
Kickoff Returns-Yards	1-3	1-15
Interception Returns-Yards	1-0	1-54-1
Punts (Number-Avg.)	2-42.5	2-39.5
Fumbles-Lost	2-2	3-2
Penalties-Yards	4-40	5-40
Possession Time	29:34	30:26
Third Down Conversions	3-9	1-13
Fourth Down Conversions	2-2	5-9
Red Zone Scores-Chances	3-3	2-3
Sacks By: Number-Yards	1-2	0-0
PAT Total-Made	4-5	3-3
Field Goals Total-Made	0-1	1-1

GAME 8



UT PERMIAN BASIN **21**
WEST TEXAS A&M **7**

OCTOBER 26 | ATT: 6,131 | DURATION: 2:27
 BAIN-SCHAEFFER BUFFALO STADIUM | CANYON, TEXAS

CANYON, Texas – The Buffaloes were doomed by big plays as they fell to the UT Permian Basin Falcons, 21-7 in Lone Star Conference action in front of over 6,000 fans at Bain-Schaeffer Buffalo Stadium in Canyon.

Kanon Gibson finished the night completing 17-of-28 passes for 218 yards and a touchdown to go along with nine carries for 25 yards. Tre'Jon Henderson led the way in the backfield with 53 yards on 13 attempts while Swoboda caught six passes for a team-leading 115 yards.

Defensively, Zach Schlager was all over the field with 19 total tackles (six solo) with one of them coming for a loss followed by JT Cavender with 11. Cavender's 11 tackles on Saturday ran his career total to 320, moving into sixth on West Texas A&M's all-time tackles list to pass Eric Collins (2017-21) and Kyle Voss (2009-13) with 310.


	1	2	3	4	OT	
UTPB	14	7	0	0	-	21
WT	7	0	0	0	-	7

SCORING SUMMARY

Qtr	Time	Team	Scoring Play (PAT)	Plays-Yards/TOP
1st	12:51	UTPB	Patterson 54yd pass from Mooring (Diaz PAT)	2-55/0:34
	10:46	WT	Stanton 33yd pass from Gibson (Gregg PAT)	5-75/2:05
	5:50	UTPB	Cleveland 17yd run (Diaz PAT)	12-63/4:49
2nd	12:22	UTPB	Mooring 3yd run (Diaz PAT)	7-92/3:50

	UTPB	WT
First Downs	19	18
Rushes-Yards (Net)	48-185	29-98
Passing Yards (Net)	210	218
Passes Att-Comp-Int	11-20-0	17-28-2
Total Offense-Plays-Yards	68-395	57-316
Fumble Returns-Yards	0-0	0-0
Punt Returns-Yards	2-22	1-5
Kickoff Returns-Yards	1-27	2-1
Interception Returns-Yards	2-0	0-0
Punts (Number-Avg.)	4-40.8	5-44.0
Fumbles-Lost	0-0	1-1
Penalties-Yards	6-41	2-25
Possession Time	33:48	26:12
Third Down Conversions	8-15	4-11
Fourth Down Conversions	1-1	1-2
Red Zone Scores-Chances	2-2	0-0
Sacks By: Number-Yards	2-12	0-0
PAT Total-Made	3-3	1-1
Field Goals Total-Made	0-1	0-0

GAME 9



WEST TEXAS A&M **21**
TEXAS A&M-KINGSVILLE **14**

NOVEMBER 2 | ATT: 3,600 | DURATION: 2:56
 JAVELINA STADIUM | KINGSVILLE, TEXAS

KINGSVILLE, Texas – The Buffaloes came up with big defensive stops that led to 14 unanswered fourth quarter points as West Texas A&M picked up a big Lone Star Conference victory over Texas A&M-Kingsville, 21-14 at Javelina Stadium.

Kanon Gibson finished the night completing 9-of-21 passes for 183 yards and a touchdown while carrying the ball 16 times for 64 yards, Jamaal Joseph added 49 yards on the ground while TJ Moore Jr.'s lone catch of the night went for 59 yards and a score followed by Tucker Swoboda with 56 yards receiving.

Defensively, JT Cavender led the way for the Buffs with 11 total tackles (six solo) followed by Zach Schlager, David Jeffery and Beard with five tackles each. Cavender ran his career tackle total to 331 which is the fourth most by a Buffalo since 2000 to pass Chris Thomas (329) and Adam Shaw (330).


	1	2	3	4	OT	
WT	0	0	7	14	0	21
TAMUK	0	7	7	0	0	14

SCORING SUMMARY

Qtr	Time	Team	Scoring Play (PAT)	Plays-Yards/TOP
2nd	0:29	AMK	Starks 5yd run (Garza PAT)	8-69/2:17
3rd	7:28	WT	Acosta-Lewis 0yd fumble recovery (Gregg PAT)	---
	1:58	AMK	Brown 2yd run (Garza PAT)	11-70/5:30
4th	7:35	WT	Moore Jr. 59yd pass from Gibson (Gregg PAT)	4-80/1:54
	3:18	WT	Joseph 1yd run (Polivoda PAT)	5-63/2:33

	WT	TAMUK
First Downs	17	18
Rushes-Yards (Net)	43-139	35-132
Passing Yards (Net)	183	198
Passes Att-Comp-Int	9-21-1	16-35-0
Total Offense-Plays-Yards	64-322	70-330
Fumble Returns-Yards	1-0-1	0-0-0
Punt Returns-Yards	2-15	2-(-7)
Kickoff Returns-Yards	2-8	1-17
Interception Returns-Yards	0-0	1-26
Punts (Number-Avg.)	2-7.5	2-(-3.5)
Fumbles-Lost	0-0	2-2
Penalties-Yards	4-25	7-55
Possession Time	30:01	29:59
Third Down Conversions	5-14	7-16
Fourth Down Conversions	0-4	0-1
Red Zone Scores-Chances	1-3	2-5
Sacks By: Number-Yards	2-12	1-9
PAT Total-Made	3-3	2-2
Field Goals Total-Made	0-1	0-4

GAME 10



MIDWESTERN STATE **12**
WEST TEXAS A&M **17**

NOVEMBER 9 | ATT: 3,801 | DURATION: 3:01
 BAIN-SCHAEFFER BUFFALO STADIUM | CANYON, TEXAS

CANYON, Texas – The Buffaloes made the final home game for 33 seniors a special one as they dominated in the trenches on both sides of the ball in a 17-12 LSC victory over the Mustangs of Midwestern State at Bain-Schaeffer Buffalo Stadium in Canyon.

Kanon Gibson finished the night completing 13-of-25 passes for 140 yards and two touchdowns with an interception while also carrying the ball 11 times for 71 yards. Tre'Jon Henderson had 24 carries for 110 yards with Joseph adding 48 yards on the ground. Stanton grabbed three passes for 66 yards and a touchdown.

Defensively, JT Cavender put on a show in his final game in Canyon as the senior registered 10 tackles (three solo) with one coming for a loss to run his career tackle total to 341. Zach Schlager registered eight tackles of his own (three solo) including a sack and a hurry while Joshua Beard had four tackles.

	1	2	3	4	OT	
MSU	0	0	3	9	-	12
WT	0	10	7	0	-	17

SCORING SUMMARY

Qtr	Time	Team	Scoring Play (PAT)	Plays-Yards/TOP
2nd	3:46	WT	Polivoda 23yd field goal	16-68/8:18
	1:20	WT	Stanton 43yd pass from Gibson (Polivoda PAT)	5-73/1:17
3rd	10:59	WT	Ray 3yd pass from Gibson (Polivoda PAT)	12-74/3:53
	1:58	MSU	Carlson 40yd field goal	7-30/2:40
4th	13:54	MSU	Carlson 25yd field goal	8-39/2:02
	1:38	MSU	White 13yd pass from Knebel	4-51/0:19

	MSU	WT
First Downs	17	19
Rushes-Yards (Net)	94	222
Passing Yards (Net)	175	140
Passes Att-Comp-Int	15-40-0	13-25-1
Total Offense-Plays-Yards	63-269	77-362
Fumble Returns-Yards	0-0	0-0
Punt Returns-Yards	1-22	3-25
Kickoff Returns-Yards	3-64	2-58
Interception Returns-Yards	1-28	0-0
Punts (Number-Avg.)	1-22.0	3-8.3
Fumbles-Lost	1-0	0-0
Penalties-Yards	7-54	8-69
Possession Time	23:29	35:58
Third Down Conversions	1-13	7-17
Fourth Down Conversions	0-0	2-4
Red Zone Scores-Chances	3-4	2-3
Sacks By: Number-Yards	0-0	2-10
PAT Total-Made	0-0	2-2
Field Goals Total-Made	2-3	1-2