

2023 BUFFALO FOOTBALL

RECORD BOOK



BAIN-SCHAEFFER BUFFALO STADIUM



INTRODUCTION

Table of Contents 1
 Schedule Breakdown 2
 Numerical Roster 3-4
 Alphabetical Roster 5-6

COACHES/STAFF

Head Coach Hunter Hughes 7
 Assistant Coaches 8-9

2023 OPPONENTS

Opponents 10-11
 Series History 12
 Lone Star Conference 13
 Lone Star Conference Yearly Leaders 14
 Lone Star Conference Records 15-16

2022 REVIEW

2022 Results/Stats 17
 Individual Statistics 18-20
 Team Statistics 21-24
 2022 Game Recaps 25-30

RECORD BOOK

School Records 31
 Career Records 32
 Single Season Records 33
 Year-by-Year Individual Leaders 34-37

HISTORY

National Honors 38
 All-Conference Honors 39-40
 Buffs in the Pros 41
 Playoff History 42
 Playoff Records 43
 All-Time Coaching Records 44
 Year-by-Year Results 45-57
 Homecoming History 57
 All-Time Series 58
 All-Time Letterwinners 59-62

CREDITS

The 2023 West Texas A&M football media guide was produced by the West Texas A&M Communications office.

Editors:

Brent Seals, Josh Ducheneaux, Brooke Alverson

Cover Design:

Brent Seals

Contributors:

Bob Stewart, John Hasse

Photography:

Trevor Fleeman, Bailee Barber, Rik Andersen, Jesse Rice

Additional Photos:

Michael Johnson, Tim Dennis, Aaron Johnson

<p>SEPT. 2</p> <p>WESTERN COLORADO</p>	<p>SEPT. 9</p> <p>ADAMS STATE</p>	<p>SEPT. 16</p> <p>MIDWESTERN STATE</p>	<p>SEPT. 23</p> <p>UT PERMIAN BASIN</p>	<p>SEPT. 30</p> <p>WESTERN OREGON</p>	<p>OCT. 7</p> <p>TEXAS A&M-KINGSVILLE</p>
<p>OCT. 14</p> <p>WESTERN NEW MEXICO</p>	<p>OCT. 21</p> <p>CENTRAL WASHINGTON</p>	<p>OCT. 28</p> <p>ANGELO STATE</p>	<p>NOV. 4</p> <p>EASTERN NEW MEXICO</p>		

<p>MEET THE BUFFS</p> <p>3</p>	<p>COACH BIOS</p> <p>7</p>	<p>2023 OPPONENTS</p> <p>10</p>	<p>2022 REVIEW</p> <p>17</p>	<p>RECORD BOOK</p> <p>31</p>	<p>HISTORY</p> <p>38</p>
--------------------------------	----------------------------	---------------------------------	------------------------------	------------------------------	--------------------------

Opponent	Game Information	Quick Hits	Before WT	After WT
	Western Colorado Saturday, September 2 2 p.m. - Gunnison, Colorado Katy O' Rady Field	Eighth all-time meeting.... Buffs are 7-0 in the series... Mountaineers went 7-4 during the 2022 campaign... Jas Bains enters his 13th season at the helm of WCU		 Sept. 9
	Adams State Saturday, September 9 7 p.m. - Canyon, Texas Bain-Schaeffer Buffalo Stadium	Ninth all-time meeting... WT is 7-1 in the series... Grizzlies finished the 2022 season with a 2-9 overall record... Jarrell Harrison now in his third season as head coach	 Sept. 2	 Sept. 16
	Midwestern State Saturday, September 16 7 p.m. - Canyon, Texas Bain-Schaeffer Buffalo Stadium	35th all-time meeting... Buffs lead the series 19-15... Mustangs went 7-5 overall during the 2022 season... Bill Maskill enters his 22nd season in Wichita Falls	 Sept. 9	 Sept. 23
	UT Permian Basin Saturday, September 23 6 p.m. - Midland, Texas Astound Broadband Stadium	Seventh all-time meeting... Buffs lead the series 5-1... The Falcons finished 5-6 overall in 2022... UTPB head coach Kris McCullough enters his first season in Odessa	 Sept. 16	 Sept. 30
	Western Oregon Saturday, September 30 7 p.m. - Canyon, Texas Bain-Schaeffer Buffalo Stadium	Third all-time meeting... Western Oregon leads the series 2-0... Wolves went 6-5 overall during the 2022 season.. Arne Ferguson in his 19th season	 Sept. 23	 Oct. 7
	Texas A&M-Kingsville Saturday, October 7 7 p.m. - Kingsville, Texas Javelina Stadium	37th all-time meeting... TAMUK leads the all-time series 20-16... Javelinas went 7-5 last season... Mike Salinas enters his fourth season in Kingsville	 Sept. 30	 Oct. 14
	Western New Mexico Saturday, October 14 7 p.m. - Canyon, Texas Bain-Schaeffer Buffalo Stadium	13th all-time meeting... Buffs lead the series 8-4... WNMU went 6-5 during the 2022 season... Billy Hickman enters his first year at the helm of the Mustangs	 Oct. 7	 Oct. 28
	Central Washington Saturday, October 21 8 p.m. - Ellensburg, Washington Tomlinson Stadium	Seventh all-time meeting... The Buffs are 5-1 in the series... The Wildcats went 6-4 overall in 2022... Chris Fisk in his fifth season at the helm in Ellensburg	 Oct. 14	 Oct. 28
	Angelo State Saturday, October 28 7 p.m. - Canyon, Texas Bain-Schaeffer Buffalo Stadium	36th all-time meeting... ASU leads the series 20-15... Rams went 12-1 overall in 2022, winning the Lone Star Conference Title... Jeff Girsch enters his sixth season in San Angelo	 Oct. 21	 Nov. 4
	Eastern New Mexico Saturday, November 4 1 p.m. - Portales, New Mexico Greyhound Stadium	37th all-time meeting... Series tied at 18-18... Wagon Wheel Game... The Hounds went 3-8 overall in 2022... Kelly Lee enters his fourth season at the helm of the ENMU program	 Oct. 26	 Nov. 11

#	Name	Pos.	Yr.	Ht.	Wt.	Hometown (High School/Previous)
0	Tyrie Tipton	WR	Jr.	5-11	160	Lubbock, Texas (Monterey HS)
1	Tyler Sweet	WR	Sr.	5-8	165	Rialto, California (Upland HS/Middle Tennessee State)
2	Kenneath Redd Jr.	WR	Jr.	6-1	190	Detroit, Michigan (Fraser HS/Urbana)
3	Ty Dillon	DB	Jr.	5-10	180	New Orleans, Louisiana (Round Rock HS)
4	Koby King	LB	So.	6-0	210	Houston, Texas (Summer Creek HS)
5	Kris Sims	WR	So.	5-9	180	Arlington, Texas (Arlington HS)
6	Shakell Brown	TE	Sr.	6-2	250	Victorville, California (Adelanto HS/Chaffey College)
7	Preston Steszewski	DB	Jr.	6-0	185	Missouri City, Texas (Ridge Point HS)
8	Noah Bogardus	WR	Sr.	6-1	185	Eastvale, California (Norco HS/Azusa Pacific)
9	Kendall Brewer	DB	Jr.	5-11	175	Kansas City, Kansas (Schlagle HS/Highland CC)
10	Ashton Dubose	QB	Fr.	6-2	190	San Antonio, Texas (Brennan HS)
12	Kyle Brown	QB	So.	6-1	185	Cedar Park, Texas (Vista Ridge HS)
13	David Jeffery	DB	Fr.	5-11	190	Manor, Texas (Manor HS)
14	Daniel Ajayi	LB	So.	5-11	205	Plano, Texas (Frisco Liberty HS)
15	Sam Hampton	LB	Jr.	6-0	195	Katy, Texas (Morton Ranch HS)
16	Kanon Gibson	QB	Fr.	6-1	190	Wink, Texas (Wink HS)
17	Weston Eget	QB	Jr.	6-3	205	Stevenson Ranch, California (West Ranch HS/New Mexico State)
18	Ashton Reynolds	LB	Jr.	6-1	220	Houston, Texas (North Shore HS)
19	Isaiah Smallwood	RB	Jr.	5-10	200	Austin, Texas (Vandegrift HS)
20	Charles Henderson	DB	Jr.	5-11	175	Kearns, Utah (Kearns HS/New Mexico Military Inst.)
21	Joshua Beaird	LB	Sr.	6-1	230	Hobbs, New Mexico (Lovington HS/Nebraska-Kearney)
22	Gage Smith	DB	Jr.	5-11	185	Sherman, Texas (Sherman HS)
23	Montaye Dawson	RB	So.	5-9	180	Dallas, Texas (All Saints Episcopal HS/SMU)
24	Kadyn Waites	DB	Fr.	6-1	165	Carrollton, Texas (Hebron HS)
25	TJ Moore Jr.	WR	Jr.	5-11	160	Orlando, Florida (Wekiva HS/New Mexico Military Inst.)
27	Michael Arceneaux II	DB	Sr.	5-11	175	Opelousas, Louisiana (Opelousas HS/Louisiana Community Christian)
28	Freddie Simmons	DB	Jr.	6-3	210	Tallahassee, Florida (Lincoln HS/Itasca CC)
29	Jake Cospers	DB	Sr.	6-0	165	Albuquerque, New Mexico (Hope Christian HS)
30	Preston Gregg	K	So.	6-4	205	Corinth, Texas (Lake Dallas HS/Missouri Western State)
31	Kobe Burgess	DB	R-Fr.	6-0	185	Killeen, Texas (Killeen HS)
32	Aaron House	LB	Jr.	6-1	215	Redlands, California (East Valley HS/El Camino College)
33	Tray'vian McCoy-Gay	RB	R-Fr.	5-10	185	Round Rock, Texas (Round Rock HS)
34	Jarrett Hutson	LB	So.	6-3	200	Prosper, Texas (Rock Hill HS)
35	Dominic Nava	WR	Jr.	6-1	160	Roswell, New Mexico (Roswell HS/New Mexico Military Inst.)
36	Taylyn Hickerson	LB	Jr.	6-3	200	Missouri City, Texas (Ridge Point HS)
37	Leaford Calder Jr.	DB	Fr.	5-10	170	Bushland, Texas (Bushland HS)
38	Matthew Bunn	LB	Fr.	6-1	205	Poth, Texas (Poth HS)
39	Andrew Lauritzen	DL	Jr.	6-4	240	Lakewood, Colorado (Columbine HS/Hancock College)
40	Myles Cannon	DL	Jr.	6-3	260	Sacramento, California (Cosumnes Oaks HS/College of San Mateo)
41	Brennan Ray	TE	R-Fr.	6-2	240	Rockwall, Texas (Rockwall HS)
42	Cade Cox	LB	So.	6-0	200	Dumas, Texas (Dumas HS)
43	Leo Covington	LB	So.	6-0	200	Grapevine, Texas (Colleyville Heritage HS)
44	Jimmy Harrison	LB	Sr.	5-9	220	Hobbs, New Mexico (Hobbs HS/Nebraska-Kearney)
45	JT Cavender	LB	Jr.	6-0	220	Midlothian, Texas (Midlothian HS)
46	Ben McCreary	RB	So.	5-10	190	San Antonio, Texas (Johnson HS)
47	Cason Polivoda	K	Jr.	5-8	140	Amarillo, Texas (Caprock HS)
48	Dru Jones	WR	Fr.	6-0	195	Stratford, Texas (Stratford HS)
49	Braylon Sugg	LB	So.	6-0	215	Austin, Texas (Hutto HS)
50	Alex Taylor	LS	So.	6-1	210	Parker, Colorado (Ponderosa HS/Nebraska-Kearney)
51	Michael Geeker	OL	R-Fr.	6-5	270	Houston, Texas (Cypress Lakes HS)
52	Antonio Morillo	DL	Jr.	6-2	280	Culver City, California (Culver City HS/El Camino College)
53	Jason Harris	LB	So.	6-1	200	Austin, Texas (Del Valle HS)
54	Franky McFadden	OL	So.	6-5	295	Parker, Colorado (Ponderosa HS/Nebraska-Kearney)
55	Tashaun Pennington	OL	R-Fr.	6-6	275	Houston, Texas (Alief Hastings HS)
56	Dylan Parcher	DL	Jr.	6-2	285	Bakersfield, California (Christian HS/Bakersfield College)
57	David Williams	OL	Fr.	6-2	295	DeSoto, Texas (DeSoto HS)
58	Hunter Mastin	OL	Fr.	6-2	275	Lubbock, Texas (Trinity Christian HS)
59	Matthew Ames	OL	Jr.	6-3	285	San Jose, California (Leland HS/College of San Mateo)
60	Jackson Harrison	OL	Fr.	6-1	275	Liberty Hill, Texas (Liberty Hill HS)
61	Steven Torres	OL	Fr.	6-0	275	Albuquerque, New Mexico (Volcano Vista HS)
62	Jax Andrews	OL	R-Fr.	6-3	295	Schertz, Texas (Samuel Clemens HS/Abilene Christian)
63	Kanyon Ives	OL	Fr.	6-4	270	Denison, Texas (Denison HS)
64	Andrew Husted	OL	Fr.	6-3	310	Friona, Texas (Farwell HS)
66	Patrick Gray	OL	Jr.	6-0	275	San Antonio, Texas (James Madison HS)
67	Corbin Griffin	OL	Fr.	6-4	270	Midlothian, Texas (Midlothian HS)
68	Josh Hernandez	OL	So.	6-3	300	Wylie, Texas (Wylie HS/Ottawa University)
69	Andres Barraza	OL	Fr.	6-4	310	Lubbock, Texas (Monterey HS)
70	Arza Brown	OL	So.	6-4	280	Dallas, Texas (Molina HS)
71	Dylan Ware	DL	Fr.	6-7	230	San Saba, Texas (San Saba HS)
73	Parrion Ware	DL	Fr.	6-2	250	Amarillo, Texas (Palo Duro HS)
74	Xavier Rivera	DL	Sr.	6-2	290	Abernathy, Texas (Abernathy HS)

#	Name	Pos.	Yr.	Ht.	Wt.	Hometown (High School/Previous)
75	Niko Castaneda	OL	R-Fr.	6-4	300	Meadow, Texas (Meadow HS)
77	Joe Ta'ase	OL	Jr.	6-3	300	Melbourne, Australia (Grace Brethren HS/Louisiana Tech)
78	Ethan Hart	OL	Fr.	6-4	250	San Antonio, Texas (Madison HS)
79	Braedon Leshe	OL	Jr.	6-6	300	The Woodlands, Texas (College Park HS)
80	Tyshawn Buckner	WR	Jr.	6-3	190	Birmingham, Alabama (Homewood HS/Navy)
81	Tory Simmons	WR	Fr.	5-8	165	Pflugerville, Texas (Weiss HS)
82	Wellington Bridges	WR	So.	6-3	185	Burleson, Texas (Centennial HS)
83	Ryan Cospers	TE	So.	6-3	190	Albuquerque, New Mexico (Hope Christian HS/New Mexico)
84	Zavier Walker	WR	Jr.	6-1	185	Rio Rancho, New Mexico (Cleveland HS/New Mexico Military Inst.)
85	Rafe Butcher	WR	So.	5-11	175	Canyon, Texas (Canyon HS)
86	Izayah Manchester	WR	Fr.	6-1	145	San Antonio, Texas (Harlan HS)
87	Micah Simpson	WR	Fr.	5-10	165	Greenville, Texas (Greenville HS)
88	Jordan Mendoza	TE	Jr.	6-4	240	Las Cruces, New Mexico (Centennial HS/New Mexico Military Inst.)
89	Hayden Jansky	DL	R-Fr.	6-3	240	Magnolia, Texas (Magnolia West HS)
91	Antonio Iwuagwu	DL	Jr.	6-1	265	San Antonio, Texas (Roosevelt HS)
92	Iziek Soper	DL	Jr.	6-2	290	Wyoming, Iowa (Midland HS/Nebraska-Kearney)
93	Charlie Leota	DL	Jr.	6-3	350	Auckland, New Zealand (New Mexico Military Inst.)
94	Adam Whitfield	DL	So.	6-3	205	Round Rock, Texas (Stony Point HS)
95	Sosa Sokimi	DL	So.	6-0	260	Lampasas, Texas (Lampasas HS)
96	Waymon Smith	DL	So.	6-1	275	Fort Worth, Texas (Desoto HS)
97	Triston Moore	DL	Fr.	6-3	285	Amarillo, Texas (Palo Duro HS)
98	Seth Ford	P	So.	6-1	225	Round Rock, Texas (Round Rock HS)
99	Ovahdyah Ben-Israel	DL	Jr.	6-5	335	Morris, Illinois (Morris Community HS/Nebraska-Kearney)
	Christian Atkins	LB	So.	6-2	215	Amarillo, Texas (Caprock HS/Bethany College)
	Calen Austin	LB	Fr.	6-2	195	Denton, Texas (Guyer HS)
	Tate Beeles	WR	Fr.	6-6	180	Lubbock, Texas (Frenship HS)
	Malakhi Brisco	WR	Fr.	6-0	160	Lubbock, Texas (Idalou HS)
	Keivon Brooks	DB	Jr.	6-0	170	Washington, D.C. (Gwynn Park HS/New Mexico Military Inst.)
	Asa Brown	DB	Fr.	5-10	160	Spring, Texas (Klein Collins HS)
	Kameron Brown	LB	Fr.	6-1	210	Amarillo, Texas (Palo Duro HS)
	Tej Bryant	WR	Fr.	6-2	180	Mexia, Texas (Mexia HS)
	Darius Carlson	LB	Jr.	6-3	220	Wenatchee, Washington (Wenatchee HS/Central Washington)
	Javin Cash	LB	Fr.	6-0	215	Canyon, Texas (Canyon HS)
	Cody Chapman	DB	Fr.	6-0	180	Katy, Texas (Tompkins HS)
	Derrek Clements	TE	Fr.	6-4	225	Canyon, Texas (Canyon HS)
	Jack Deaton	LB	Fr.	6-0	225	McKinney, Texas (Rock Hill HS)
	Zach Dietrich	OL	Jr.	6-2	285	Keller, Texas (Keller HS)
	Aaron Dubose	WR	Fr.	6-4	175	San Antonio, Texas (Brennan HS)
	Lyam Edwards	WR	Fr.	5-9	175	Franktown, Colorado (Ponderosa HS)
	Ghvon Furlow	DB	Jr.	6-0	185	Selma, Alabama (Prattville HS/New Mexico Military Inst.)
	Landyn Hack	QB	Fr.	6-3	200	Panhandle, Texas (Panhandle HS)
	Ryan Jacobs	DL	Fr.	6-2	270	Georgetown, Texas (Liberty Hill HS)
	Zach Jacobs	WR	Fr.	6-1	195	Georgetown, Texas (Liberty Hill HS)
	John Jennings	WR	So.	5-9	185	Allen, Texas (Allen HS/Saddleback College)
	Mohsen Kanani	K	Sr.	6-0	175	Nazareth, Palestine (St. Joseph Almotran/Slippery Rock)
	Kamden Johnson	DL	Fr.	6-2	220	Dallas, Texas (DeSoto HS)
	Asten Kirby	WR	Fr.	5-11	150	Pilot Point, Texas (Pilot Point HS)
	Brayden Klafka	DB	R-Fr.	6-2	180	Spearman, Texas (Spearman HS)
	Julian LeDoux	DB	Fr.	5-10	180	Houston, Texas (Westfield HS)
	Blake Martinez	RB	Fr.	5-7	210	Mesquite, Texas (Poteet HS)
	Colt Mercer	QB	Fr.	5-11	190	Grapevine, Texas (Grapevine HS)
	Thomas Meyer	QB	Fr.	6-3	205	Dalhart, Texas (Dalhart HS)
	Michael Onozie	DB	Jr.	5-11	185	Houston, Texas (Dobie HS)
	Seth Ortega	DL	Fr.	6-0	240	Rosenburg, Texas (Terry HS)
	Joseph Overton	DL	So.	6-2	210	Bastrop, Texas (Bastrop HS)
	Jason Palomo-Gary	WR	So.	5-9	165	Canyon, Texas (Amarillo HS)
	Ethan Phares	RB	Fr.	5-8	165	Lubbock, Texas (Trinity Christian HS)
	Gerard Pink	RB	Jr.	5-11	165	Temple, Texas (Holy Trinity Catholic HS)
	Bowie Schmitz	WR	Fr.	6-0	165	Johnstown, Colorado (Roosevelt HS)
	DJ Shaw	DB	Fr.	5-11	165	Manor, Texas (Manor HS)
	Austin Sisson	LB	Fr.	5-9	180	Brownfield, Texas (Brownfield HS)
	Jose Solorzano	LB	Fr.	5-11	205	Hereford, Texas (Hereford HS)
	Zach Stachura	LB	Fr.	6-1	225	Austin, Texas (Bowie HS)
	Johnny Tamayo IV	DB	Jr.	5-11	190	Pearland, Texas (Pearland HS/New Mexico State)
	Samuel Treadaway	OL	So.	6-6	240	Katy, Texas (Seven Lakes HS)
	Estevan Valenzuela	DL	Fr.	6-1	210	Amarillo, Texas (Tascosa HS)
	Peyton Wheat	QB	Fr.	5-11	200	Lawrence, Kansas (Topeka HS)
	Tycen Williams	RB	Fr.	6-0	185	Cuero, Texas (Cuero HS)
	Elijah Young	RB	So.	5-10	215	Yukon, Oklahoma (Mustang HS)

#	Name	Pos.	Yr.	Ht.	Wt.	Hometown (High School/Previous)
14	Daniel Ajayi	LB	So.	5-11	205	Plano, Texas (Frisco Liberty HS)
59	Matthew Ames	OL	Jr.	6-3	285	San Jose, California (Leland HS/College of San Mateo)
62	Jax Andrews	OL	R-Fr.	6-3	295	Schertz, Texas (Samuel Clemens HS/Abilene Christian)
27	Michael Arceneaux II	DB	Sr.	5-11	175	Opelousas, Louisiana (Opelousas HS/Louisiana Community Christian)
	Christian Atkins	LB	So.	6-2	215	Amarillo, Texas (Caprock HS/Bethany College)
	Calen Austin	LB	Fr.	6-2	195	Denton, Texas (Guyer HS)
69	Andres Barraza	OL	Fr.	6-4	310	Lubbock, Texas (Monterey HS)
21	Joshua Beard	LB	Sr.	6-1	230	Hobbs, New Mexico (Lovington HS/Nebraska-Kearney)
	Tate Beeles	WR	Fr.	6-6	180	Lubbock, Texas (Frenship HS)
99	Ovahdyah Ben-Israel	DL	Jr.	6-5	335	Morris, Illinois (Morris Community HS/Nebraska-Kearney)
8	Noah Bogardus	WR	Sr.	6-1	185	Eastvale, California (Norco HS/Azusa Pacific)
9	Kendall Brewer	DB	Jr.	5-11	175	Kansas City, Kansas (Schlagle HS/Highland CC)
82	Wellington Bridges	WR	So.	6-3	185	Burleson, Texas (Centennial HS)
	Malakhi Brisco	WR	Fr.	6-0	160	Lubbock, Texas (Idalou HS)
	Keivon Brooks	DB	Jr.	6-0	170	Washington, D.C. (Gwynn Park HS/New Mexico Military Inst.)
70	Arza Brown	OL	So.	6-4	280	Dallas, Texas (Molina HS)
	Asa Brown	DB	Fr.	5-10	160	Spring, Texas (Klein Collins HS)
	Kameron Brown	LB	Fr.	6-1	210	Amarillo, Texas (Palo Duro HS)
12	Kyle Brown	QB	So.	6-1	185	Cedar Park, Texas (Vista Ridge HS)
6	Shakell Brown	TE	Sr.	6-2	250	Victorville, California (Adelanto HS/Chaffey College)
	Tej Bryant	WR	Fr.	6-2	180	Mexia, Texas (Mexia HS)
80	Tyshawn Buckner	WR	Jr.	6-3	190	Birmingham, Alabama (Homewood HS/Navy)
38	Matthew Bunn	LB	Fr.	6-1	205	Poth, Texas (Poth HS)
31	Kobe Burgess	DB	R-Fr.	6-0	185	Killeen, Texas (Killeen HS)
85	Rafe Butcher	WR	So.	5-11	175	Canyon, Texas (Canyon HS)
37	Leaford Calder Jr.	DB	Fr.	5-10	170	Bushland, Texas (Bushland HS)
	Darius Carlson	LB	Jr.	6-3	220	Wenatchee, Washington (Wenatchee HS/Central Washington)
40	Myles Cannon	DL	Jr.	6-3	260	Sacramento, California (Cosumnes Oaks HS/College of San Mateo)
	Javin Cash	LB	Fr.	6-0	215	Canyon, Texas (Canyon HS)
75	Niko Castaneda	OL	R-Fr.	6-4	300	Meadow, Texas (Meadow HS)
45	JT Cavender	LB	Jr.	6-0	220	Midlothian, Texas (Midlothian HS)
	Cody Chapman	DB	Fr.	6-0	180	Katy, Texas (Tompkins HS)
	Derrek Clements	TE	Fr.	6-4	225	Canyon, Texas (Canyon HS)
29	Jake Cospers	DB	Sr.	6-0	165	Albuquerque, New Mexico (Hope Christian HS)
83	Ryan Cospers	TE	So.	6-3	190	Albuquerque, New Mexico (Hope Christian HS/New Mexico)
43	Leo Covington	LB	So.	6-0	200	Grapevine, Texas (Colleyville Heritage HS)
42	Cade Cox	LB	So.	6-0	200	Dumas, Texas (Dumas HS)
23	Montaye Dawson	RB	So.	5-9	180	Dallas, Texas (All Saints Episcopal HS/SMU)
	Jack Deaton	LB	Fr.	6-0	225	McKinney, Texas (Rock Hill HS)
	Zach Dietrich	OL	Jr.	6-2	285	Keller, Texas (Keller HS)
3	Ty Dillon	DB	Jr.	5-10	180	New Orleans, Louisiana (Round Rock HS)
	Aaron Dubose	WR	Fr.	6-4	175	San Antonio, Texas (Brennan HS)
10	Ashton Dubose	QB	Fr.	6-2	190	San Antonio, Texas (Brennan HS)
	Lyam Edwards	WR	Fr.	5-9	175	Franktown, Colorado (Ponderosa HS)
17	Weston Eget	QB	Jr.	6-3	205	Stevenson Ranch, California (West Ranch HS/New Mexico State)
98	Seth Ford	P	So.	6-1	225	Round Rock, Texas (Round Rock HS)
	Ghvon Furlow	DB	Jr.	6-0	185	Selma, Alabama (Prattville HS/New Mexico Military Inst.)
51	Michael Geeker	OL	R-Fr.	6-5	270	Houston, Texas (Cypress Lakes HS)
16	Kanon Gibson	QB	Fr.	6-1	190	Wink, Texas (Wink HS)
66	Patrick Gray	OL	Jr.	6-0	275	San Antonio, Texas (James Madison HS)
30	Preston Gregg	K	So.	6-4	205	Corinth, Texas (Lake Dallas HS/Missouri Western State)
67	Corbin Griffin	OL	Fr.	6-4	270	Midlothian, Texas (Midlothian HS)
	Landyn Hack	QB	Fr.	6-3	200	Panhandle, Texas (Panhandle HS)
15	Sam Hampton	LB	Jr.	6-0	195	Katy, Texas (Morton Ranch HS)
53	Jason Harris	LB	So.	6-1	200	Austin, Texas (Del Valle HS)
60	Jackson Harrison	OL	Fr.	6-1	275	Liberty Hill, Texas (Liberty Hill HS)
44	Jimmy Harrison	LB	Sr.	5-9	220	Hobbs, New Mexico (Hobbs HS/Nebraska-Kearney)
78	Ethan Hart	OL	Fr.	6-4	250	San Antonio, Texas (Madison HS)
20	Charles Henderson	DB	Jr.	5-11	175	Kearns, Utah (Kearns HS/New Mexico Military Inst.)
68	Josh Hernandez	OL	So.	6-3	300	Wylie, Texas (Wylie HS/Ottawa University)
36	Taylyn Hickerson	LB	Jr.	6-3	200	Missouri City, Texas (Ridge Point HS)
32	Aaron House	LB	Jr.	6-1	215	Redlands, California (East Valley HS/El Camino College)
64	Andrew Husted	OL	Fr.	6-3	310	Friona, Texas (Farwell HS)
34	Jarrett Hutson	LB	So.	6-3	200	Prosper, Texas (Rock Hill HS)
63	Kanyon Ives	OL	Fr.	6-4	270	Denison, Texas (Denison HS)
91	Antonio Iwuagwu	DL	Jr.	6-1	265	San Antonio, Texas (Roosevelt HS)
	Ryan Jacobs	DL	Fr.	6-2	270	Georgetown, Texas (Liberty Hill HS)
	Zach Jacobs	WR	Fr.	6-1	195	Georgetown, Texas (Liberty Hill HS)
89	Hayden Jansky	DL	R-Fr.	6-3	240	Magnolia, Texas (Magnolia West HS)
13	David Jeffery	DB	Fr.	5-11	190	Manor, Texas (Manor HS)
	John Jennings	WR	So.	5-9	185	Allen, Texas (Allen HS/Saddleback College)

#	Name	Pos.	Yr.	Ht.	Wt.	Hometown (High School/Previous)
48	Dru Jones	WR	Fr.	6-0	195	Stratford, Texas (Stratford HS)
	Mohsen Kanani	K	Sr.	6-0	175	Nazareth, Palestine (St. Joseph Almotran/Slippery Rock)
	Kamden Johnson	DL	Fr.	6-2	220	Dallas, Texas (DeSoto HS)
4	Koby King	LB	So.	6-0	210	Houston, Texas (Summer Creek HS)
	Asten Kirby	WR	Fr.	5-11	150	Pilot Point, Texas (Pilot Point HS)
	Brayden Klafka	DB	R-Fr.	6-2	180	Spearman, Texas (Spearman HS)
39	Andrew Lauritzen	DL	Jr.	6-4	240	Lakewood, Colorado (Columbine HS/Hancock College)
	Julian LeDoux	DB	Fr.	5-10	180	Houston, Texas (Westfield HS)
93	Charlie Leota	DL	Jr.	6-3	350	Auckland, New Zealand (New Mexico Military Inst.)
79	Braedon Leshe	OL	Jr.	6-6	300	The Woodlands, Texas (College Park HS)
86	Izayah Manchester	WR	Fr.	6-1	145	San Antonio, Texas (Harlan HS)
	Blake Martinez	RB	Fr.	5-7	210	Mesquite, Texas (Poteet HS)
58	Hunter Mastin	OL	Fr.	6-2	275	Lubbock, Texas (Trinity Christian HS)
33	Tray'vian McCoy-Gay	RB	R-Fr.	5-10	185	Round Rock, Texas (Round Rock HS)
46	Ben McCreary	RB	So.	5-10	190	San Antonio, Texas (Johnson HS)
54	Franky McFadden	OL	So.	6-5	295	Parker, Colorado (Ponderosa HS/Nebraska-Kearney)
88	Jordan Mendoza	TE	Jr.	6-4	240	Las Cruces, New Mexico (Centennial HS/New Mexico Military Inst.)
	Colt Mercer	QB	Fr.	5-11	190	Grapevine, Texas (Grapevine HS)
	Thomas Meyer	QB	Fr.	6-3	205	Dalhart, Texas (Dalhart HS)
25	TJ Moore Jr.	WR	Jr.	5-11	160	Orlando, Florida (Wekiva HS/New Mexico Military Inst.)
97	Triston Moore	DL	Fr.	6-3	285	Amarillo, Texas (Palo Duro HS)
52	Antonio Morillo	DL	Jr.	6-2	280	Culver City, California (Culver City HS/El Camino College)
35	Dominic Nava	WR	Jr.	6-1	160	Roswell, New Mexico (Roswell HS/New Mexico Military Inst.)
	Michael Onozie	DB	Jr.	5-11	185	Houston, Texas (Dobie HS)
	Seth Ortega	DL	Fr.	6-0	240	Rosenburg, Texas (Terry HS)
	Joseph Overton	DL	So.	6-2	210	Bastrop, Texas (Bastrop HS)
	Jason Palomo-Gary	WR	So.	5-9	165	Canyon, Texas (Amarillo HS)
56	Dylan Parcher	DL	Jr.	6-2	285	Bakersfield, California (Christian HS/Bakersfield College)
55	Tashaun Pennington	OL	R-Fr.	6-6	275	Houston, Texas (Alief Hastings HS)
	Ethan Phares	RB	Fr.	5-8	165	Lubbock, Texas (Trinity Christian HS)
	Gerard Pink	RB	Jr.	5-11	165	Temple, Texas (Holy Trinity Catholic HS)
47	Cason Polivoda	K	Jr.	5-8	140	Amarillo, Texas (Caprock HS)
41	Brennan Ray	TE	R-Fr.	6-2	240	Rockwall, Texas (Rockwall HS)
2	Kenneath Redd Jr.	WR	Jr.	6-1	190	Detroit, Michigan (Fraser HS/Urbanda)
18	Ashton Reynolds	LB	Jr.	6-1	220	Houston, Texas (North Shore HS)
74	Xavier Rivera	DL	Sr.	6-2	290	Abernathy, Texas (Abernathy HS)
	Bowie Schmitz	WR	Fr.	6-0	165	Johnstown, Colorado (Roosevelt HS)
	DJ Shaw	DB	Fr.	5-11	165	Manor, Texas (Manor HS)
28	Freddie Simmons	DB	Jr.	6-3	210	Tallahassee, Florida (Lincoln HS/Itasca CC)
81	Tory Simmons	WR	Fr.	5-8	165	Pflugerville, Texas (Weiss HS)
87	Micah Simpson	WR	Fr.	5-10	165	Greenville, Texas (Greenville HS)
5	Kris Sims	WR	So.	5-9	180	Arlington, Texas (Arlington HS)
	Austin Sisson	LB	Fr.	5-9	180	Brownfield, Texas (Brownfield HS)
19	Isaiah Smallwood	RB	Jr.	5-10	200	Austin, Texas (Vandegriff HS)
22	Gage Smith	DB	Jr.	5-11	185	Sherman, Texas (Sherman HS)
96	Waymon Smith	DL	So.	6-1	275	Fort Worth, Texas (Desoto HS)
95	Sosa Sokimi	DL	So.	6-0	260	Lampasas, Texas (Lampasas HS)
	Jose Solorzano	LB	Fr.	5-11	205	Hereford, Texas (Hereford HS)
92	Iziek Soper	DL	Jr.	6-2	290	Wyoming, Iowa (Midland HS/Nebraska-Kearney)
	Zach Stachura	LB	Fr.	6-1	225	Austin, Texas (Bowie HS)
7	Preston Steszewski	DB	Jr.	6-0	185	Missouri City, Texas (Ridge Point HS)
49	Braylon Sugg	LB	So.	6-0	215	Austin, Texas (Hutto HS)
1	Tyler Sweet	WR	Sr.	5-8	165	Rialto, California (Upland HS/Middle Tennessee State)
77	Joe Ta'ase	OL	Jr.	6-3	300	Melbourne, Australia (Grace Brethren HS/Louisiana Tech)
	Johnny Tamayo IV	DB	Jr.	5-11	190	Pearland, Texas (Pearland HS/New Mexico State)
50	Alex Taylor	LS	So.	6-1	210	Parker, Colorado (Ponderosa HS/Nebraska-Kearney)
0	Tyrie Tipton	WR	Jr.	5-11	160	Lubbock, Texas (Monterey HS)
61	Steven Torres	OL	Fr.	6-0	275	Albuquerque, New Mexico (Volcano Vista HS)
	Samuel Treadaway	OL	So.	6-6	240	Katy, Texas (Seven Lakes HS)
	Estevan Valenzuela	DL	Fr.	6-1	210	Amarillo, Texas (Tascosa HS)
24	Kadyn Waites	DB	Fr.	6-1	165	Carrollton, Texas (Hebron HS)
84	Zavier Walker	WR	Jr.	6-1	185	Rio Rancho, New Mexico (Cleveland HS/New Mexico Military Inst.)
71	Dylan Ware	DL	Fr.	6-7	230	San Saba, Texas (San Saba HS)
73	Parrion Ware	DL	Fr.	6-2	250	Amarillo, Texas (Palo Duro HS)
	Peyton Wheat	QB	Fr.	5-11	200	Lawrence, Kansas (Topeka HS)
94	Adam Whitfield	DL	So.	6-3	205	Round Rock, Texas (Stony Point HS)
57	David Williams	OL	Fr.	6-2	295	DeSoto, Texas (DeSoto HS)
	Tycen Williams	RB	Fr.	6-0	185	Cuero, Texas (Cuero HS)
	Elijah Young	RB	So.	5-10	215	Yukon, Oklahoma (Mustang HS)



JOSH LYNN

POSITION

HEAD COACH

ALMA MATER

EASTERN NEW MEXICO ('02)

HOMETOWN

EUNICE, NEW MEXICO

Josh Lynn is in his first season at the helm of the West Texas A&M Football program after being named the 29th head coach in program history in December of 2022.

Lynn, widely regarded as one of the nation's up-and-coming head coaches, comes to Canyon following six seasons at the University of Nebraska-Kearney where he led the Lopers to an overall record of 35-25 including a run to the Second Round of the 2021 NCAA Division II Playoffs. Lynn coached 61 all-conference selections during his time in Kearney while being named the MIAA Coach of the Year in 2021.

The Lopers won a single game the season prior to Lynn's arrival, since then he turned Kearney into a national contender with three winning seasons including 18 victories over the last two years.

UNK went 8-3 overall this past season as they were nationally and regionally ranked throughout the fall. Quarterback TJ Davis was once again a finalist for the Harlon Hill Trophy as the junior claimed MIAA Offensive Player of the Year accolades for the second time while being named an AFCA Second Team All-American.

2021 saw the Lopers finish 10-3 overall with a 9-2 mark in the MIAA, reaching the second round of the NCAA Playoffs. UNK was regionally and nationally ranked throughout the year and saw Davis finish as the Harlon Hill Trophy Runner Up while also being named the MIAA Offensive Player of the Year. Thirteen others were named All-MIAA with Davis, Darius Swanson and Corey Hoelck tabbed as All-Americans.

The 2020 season was canceled by the pandemic but UNK was one of a handful of DII schools to play in the fall. The Lopers won at Pittsburg State, 31-26, for the first time in 37 years while beating in-state rival Chadron State, 45-35, at home. It was the first meeting between UNK and CSC in a decade. Two other games were canceled due to COVID protocols, thus making UNK one of 13 unbeaten teams in DII for the 2020-21 fall/spring season. More importantly, the team posted a 3.04 cumulative GPA for the year, a rise of a half point since Lynn's arrival.

Another big step took place in 2019 as Kearney posted a 7-5 record, its first winning season in the MIAA era. The Lopers upset Northwest Missouri State, 24-17, as part of a three-game win streak and toppled Winona State, 50-33 in the Mineral Water Bowl to mark UNK's fourth-ever postseason victory.

Fourteen Lopers were named All-MIAA with Davis selected as the league's top freshmen. Senior Sal Silvio was again named All-Region with Josh Stoltenberg chosen as an honorable mention All-American. Hinwa Allieu signed with the NFL's Atlanta Falcons after earning first-team All-MIAA honors.

In 2018 the Lopers improved again, going 5-6 and beginning with back-to-back wins. They capped their most successful season since 2012 with a last second road victory in the finale at Washburn. Eleven Lopers were named All-MIAA as UNK was among the national leaders in rushing.

During his first season at UNK in 2017, the Lopers were among the MIAA leaders in total defense, rushing defense, fourth down conversion rate and fewest sacks allowed. Seven Lopers were named All-MIAA with 35 making the MIAA Academic Honor Roll and one tabbed Academic All-District.

Lynn is no stranger to the Lone Star Conference and West Texas. Prior to taking the reins at UNK, Lynn spent five seasons at rival Eastern New Mexico University where he directed the turnaround of his alma mater, which had not had a winning season since 2004 prior to his arrival. He led the Greyhounds to 27 victories including a pair of C.H.A.M.P.S. Heart of Texas Bowl appearances and a share of the 2013 Lone Star Conference Title.

During that time ENMU set numerous school records while ranking among the national leaders in a variety of categories including: total offense, rushing offense, passing efficiency, rushing defense and punt return yardage. At the same time, the Greyhounds registered the LSC's highest football team GPA.

During his final season in Portales, the Greyhounds went 7-5 and battled Fort Hays State in the Heart of Texas Bowl. Tying for third place in the LSC, the 'Hounds led the league in total offense (473.4 yards per game) and rushing offense (344.6 ypg) while ranking second in passing efficiency (160.5) and rushing defense (105.3 ypg). Three ENMU players were named first-team all-conference with junior Kamal Cass chosen as the LSC's Offensive Back of the Year and also garnering All-American honors.

The 'Hounds' bowl trip in 2013 was ENMU's first postseason appearance in 30 years, with the LSC Championship marking the program's first league crown since 1991. Lynn was named the LSC Coach of the Year while also being tabbed as the Region 4 Coach of the Year by two different outlets, he was also the runner up for the Liberty Mutual Division II National Coach of the Year award.

Prior to returning to Portales, Lynn spent seven years (2005-11) at New Mexico Military Institute. He was head coach in 2011, leading the Broncos to nine wins, a bowl berth and a national ranking of sixth in the NJCAA. Lynn was NMMI's defensive coordinator for four years before becoming assistant head coach and offensive coordinator in 2010. From 2005-09, NMMI was New Mexico's winningest collegiate program. The Broncos took part in the 2009 Salt City Bowl in Hutchinson, Kansas., the program's first postseason appearance in 11 years.

WEST TEXAS A&M
HEAD COACH
2023 - PRESENT

NEBRASKA-KEARNEY
HEAD COACH
2017-2022

EASTERN NEW MEXICO
HEAD COACH
2012-2016

N.M. MILITARY INST.
HEAD COACH
2011



LEVI GALLAS

POSITION DEFENSIVE COORDINATOR

ALMA MATER ADAMS STATE

Gallas comes to Canyon from Nebraska-Kearney where he spent six seasons coaching the defensive line while serving as the Lopers' Defensive Coordinator in 2022.

The UNK defense allowed just 18.7 points and 360.1 yards per game last season, holding seven opponents under 19 points. Kearney ranked third in the MIAA in scoring defense and was first in pass efficiency defense (106.5 rating). The Blue & Gold allowed foes to complete only 54% of its passes, the second-best total in the league, while recording 10 interceptions and having 52 pass breakups.

Gallas spent five seasons at Eastern New Mexico where he worked with the Greyhound special teams, defensive backs and defensive line. During these seasons ENMU won 20 games and had 10 defensive or special team player named All-LSC. The 'Hounds led the LSC in rush defense in 2014 and 2016 and had the second most interceptions in 2015.

He holds a Master's in Health & Physical Education from ENMU and a B.S. in Exercise Science and Sports Administration from Adams State. As a player at Adams State, Gallas was an All-RMAC selection in both football and track. A linebacker on the gridiron, he was a two-time team captain and the team MVP in 2009.

He and his wife, Haley, are living in Canyon, Texas with their children, Paxton and Oakley.



CHASE KYSER

POSITION OFFENSIVE COORDINATOR

ALMA MATER EASTERN NEW MEXICO

Kyser makes his way to the Panhandle after spending last season as the Offensive Coordinator and wide receivers coach at Texas A&M-Kingsville.

The Javelina offense averaged 370.4 yards and 29.9 points per game in 2022, featuring a balanced attack with 203.7 passing and 166.8 rushing yards per contest. TAMUK ranked third in the Lone Star Conference in scoring offense while sitting fourth in total offense and fourth in rushing yards per game.

The Roswell, New Mexico native spent the previous four seasons at New Mexico Military Institute where he helped the Broncos to the program's first ever NJCAA Division I National Championship in 2021. NMMI finished the season 12-1 overall as they averaged 432.7 yards of total offense and 40.5 points per game.

Kyser worked with the wide receivers at Chadron State in 2016 following two seasons as a graduate assistant as his alma mater, Eastern New Mexico. Kyser and his wife Morgan are the proud parents of a daughter, Ava and they are expecting their second child this summer.



SHAYNE SHADE

POSITION RUNNING BACKS/TIGHT ENDS

ALMA MATER NORTHWEST MISSOURI STATE

Shade comes to Canyon following eight seasons at Nebraska-Kearney where he served as the Recruiting Coordinator while working with multiple positions including the inside receivers, running backs and tight ends since 2020. Shade coached 11 different All-Conference honorees during his time in Kearney.

The Des Moines, Iowa native starred along the Northwest Missouri defensive line between 2007-10. Shade then remained in Maryville for four years. He was a graduate assistant coach from 2011-13 and continued to help the Bearcat defensive line in 2014. In his time as a GA, Shade coached five all-conference players as well as an All-American and he was a part of the 2013 squad that went 15-0 and won the NCAA Division II National Championship.

As a student-athlete for the Bearcats, Shade was a two-time All-MIAA defensive tackle who also earned All-Region honors as a junior in 2009. Part of four MIAA Championship teams, he helped Northwest finish as National Runner-Up in 2007 and 2008 while claiming the 2009 National Title. Shade and his wife, Michelle, have five children: Richelle, Kayden, Piper, Olive, and Marcus.



JUSTIN RICHTER

DEFENSIVE BACKS

POSITION

UNIV. OF SAINT MARY (KS)

ALMA MATER

Richter returns to Canyon following six seasons at Missouri Western State where he worked with the team's defensive backs while serving as the Defensive Coordinator since 2018. The 2021 campaign saw the Griffons allow just 11 touchdowns on the ground while forcing 21 total turnovers (13 interceptions, eight fumbles).

The Truth or Consequences, New Mexico native is no stranger to the Texas Panhandle as he spent the 2015 season at WT working with wide receivers. Richter also has coaching stops at UC-Berkeley, New Mexico, Angelo State and New Mexico Military Institute. He holds a Bachelor's degree in Sports Management from University of Saint Mary (Kan.).



CODY RUSSELL

POSITION

WIDE RECEIVERS

ALMA MATER

CENTRAL MICHIGAN


Russell comes to WT with Coach Lynn following four seasons at the University of Nebraska-Kearney where he worked with safeties, cornerbacks and outside receivers while also aided the return game in special teams.

In the 2022 season, Russell was part of a defensive unit that only allowed 18.7 points in the MIAA with the cornerback unit only giving up three touchdowns. Veteran cornerback Gabriel Amegatcher earned Second Team All-MIAA honors after having 25 tackles (18 solo) and eight pass breakups.

In 2021 Russell was apart of a Loper team that ended the season 10-3 with an exit in the Sweet Sixteen of the NCAA Division 2 football playoffs. The defensive unit with Russell at the helm of the cornerback position ranked second in Defensive Pass Efficiency with 124.6 yards per game. Prior to the 2021 fall, Russell coached the outside receivers in the 2021 spring.

The Loper secondary amassed seven interceptions, 31 pass breakups and 290 tackles in 2019. UNK went 7-5 and won the Mineral Water Bowl, the program's fourth-ever postseason victory.

Before entering the college ranks Russell coached in high school at his alma mater, Traverse City West, on the Varsity level as an assistant coach and as a freshmen head coach. Also prior to his time at UNK, Russell worked for the Legacy Football Organization in Detroit as a quarterbacks coach/offensive coordinator for the 7v7 Legacy Football League.



BRIAN VAUGHN

POSITION

LINEBACKERS

ALMA MATER

ILLINOIS COLLEGE

Vaughn makes the move to the Texas Panhandle following two seasons as the inside linebackers coach at Nebraska-Kearney.

An Illinois native, Vaughn has had coaching stops at Division II Florida Tech, Division III Rhodes (Tenn.) College, Rose-Hulman (Ind.) Institute of Technology, and Western New England (Mass.) University as well as junior college member New Mexico Military Institute. As a player he was a defensive back at Division III Illinois College.

Vaughn was the Co-Defensive Coordinator and defensive backs coach at Florida Tech. The Panthers began playing football in 2013 and competed in the tough Gulf South Conference (GSC). Tech reached the 2018 Division II Playoffs but the program was dropped in May 2020 due to financial strains from the ongoing pandemic. Vaughn saw the 2019 Panther defense have 11 interceptions for 125 yards and one score, 21 sacks and five forced fumbles.

WESTERN COLORADO**Game 1 - Sept. 2 - Gunnison, Colorado****GENERAL INFORMATION**

School..... Western Colorado
 LocationGunnison, Colorado
 Founded..... 1901
 Enrollment 3,000
 Nickname..... Mountaineers
 Colors Crimson & Slate
 Conference Rocky Mountain Athletic Series..... WT Leads, 7-0
 In Canyon WT Leads, 5-0
 In Gunnison WT Leads, 2-0
 Neutral Site.....
 President..... Brad Baca
 Athletic Director Miles Van Hee
 Head Coach Jas Bains
 2022 Record..... 7-4

COMMUNICATIONS

Football Contact Gregg Petcoff
 Office (970) 943-2831
 E-Mail gpetcoff@western.edu

2023 SCHEDULE

Sept. 2 West Texas A&M
 Sept. 9 UT Permian Basin
 Sept. 16 at Colorado State-Pueblo
 Sept. 23 at Chadron State
 Sept. 30 Colorado Mesa
 Oct. 7 at South Dakota Mines
 Oct. 14 Black Hills State
 Oct. 21 New Mexico Highlands
 Oct. 28 at Colorado School of Mines
 Nov. 4 Fort Lewis
 Nov. 11 at Adams State

UT PERMIAN BASIN**Game 4 - Sept. 23 - Midland, Texas****GENERAL INFORMATION**

School..... UT Permian Basin
 Location Odessa, Texas
 Founded..... 1969
 Enrollment 7,628
 Nickname..... Falcons
 Colors Orange & Black
 Conference Lone Star
 Series..... WT Leads, 5-1
 In Canyon WT Leads, 3-0
 In Odessa WT Leads, 2-1
 Neutral Site.....
 President..... W. David Watts
 Athletic Director Todd Dooley
 Head Coach Kris McCullough
 2022 Record..... 5-6

COMMUNICATIONS

Football Contact Mike Bond
 Office (906) 281-6433
 E-Mail bond_m@utpb.edu

2023 SCHEDULE

Sept. 2 Texas College
 Sept. 9 at Western Colorado
 Sept. 16 at Southwest Baptist
 Sept. 23 West Texas A&M
 Sept. 30 Texas A&M-Kingsville
 Oct. 7 at Midwestern State
 Oct. 14 Eastern New Mexico
 Oct. 21 at Angelo State
 Oct. 28 Western Oregon
 Nov. 4 at Western New Mexico
 Nov. 11 Central Washington

ADAMS STATE**Game 2 - Sept. 9 - Canyon, Texas****GENERAL INFORMATION**

School..... Adams State
 LocationAlamosa, Colorado
 Founded..... 1921
 Enrollment 3,055
 Nickname..... Grizzlies
 Colors Green & White
 Conference Rocky Mountain Athletic Series..... WT Leads, 7-1
 In Canyon WT Leads, 3-1
 In Alamosa WT Leads, 4-0
 Neutral Site.....
 President..... Dr. Cheryl D. Lovell
 Athletic Director Katelyn Smith
 Head Coach Jarrell Harrison
 2022 Record..... 2-9

COMMUNICATIONS

Football Contact Eric R. Flores
 Office (719) 587-7825
 E-Mail erflores@adams.edu

2023 SCHEDULE

Sept. 2 Lincoln (Ca.)
 Sept. 9 at West Texas A&M
 Sept. 16 at Colorado School of Mines
 Sept. 23 Fort Lewis
 Sept. 30 at New Mexico Highlands
 Oct. 7 at Colorado State-Pueblo
 Oct. 14 Chadron State
 Oct. 21 at Colorado Mesa
 Oct. 28 South Dakota Mines
 Nov. 4 at Black Hills State
 Nov. 11 Western Colorado

WESTERN OREGON**Game 5 - Sept. 30 - Canyon, Texas****GENERAL INFORMATION**

School..... Western Oregon
 LocationMonmouth, Oregon
 Founded..... 1856
 Enrollment 5,185
 Nickname..... Wolves
 Colors Red & Black
 Conference Lone Star
 Series..... WOU Leads, 2-0
 In Canyon
 In Monmouth WOU Leads, 2-0
 Neutral Site.....
 President..... Mark Weiss
 Athletic Director Randi Lydum
 Head Coach Arne Ferguson
 2022 Record..... 6-5

COMMUNICATIONS

Football Contact Clayton Jones
 Office (575) 318-3013
 E-Mail jonescm@wou.edu

2023 SCHEDULE

Aug. 31 at South Dakota State
 Sept. 9 Lincoln (Calif.)
 Sept. 16 at Eastern New Mexico
 Sept. 23 Central Washington
 Sept. 30 at West Texas A&M
 Oct. 7 Western New Mexico
 Oct. 14 at Minnesota State
 Oct. 21 Midwestern State
 Oct. 28 at UT Permian Basin
 Nov. 4 Texas A&M-Kingsville
 Nov. 11 at Angelo State

MIDWESTERN STATE**Game 3 - Sept. 16 - Canyon, Texas****GENERAL INFORMATION**

School..... Midwestern State
 Location Wichita Falls, Texas
 Founded..... 1922
 Enrollment 6,102
 Nickname..... Mustangs
 Colors Maroon & Gold
 Conference Lone Star
 Series..... WT Leads, 20-15
 In Canyon WT Leads, 10-8
 In Wichita Falls WT Leads, 10-7
 Neutral Site.....
 President..... JuliAnn Mazachek
 Athletic Director Kyle Williams
 Head Coach Bill Maskill
 2022 Record..... 6-5

COMMUNICATIONS

Football Contact Trey Reed
 Office (940) 397-4818
 E-Mail sid@msutexas.edu

2023 SCHEDULE

Sept. 2 at Colorado State-Pueblo
 Sept. 9 Mississippi College
 Sept. 16 at West Texas A&M
 Sept. 23 Eastern New Mexico
 Oct. 7 UT Permian Basin
 Oct. 14 Central Washington
 Oct. 21 at Western Oregon
 Oct. 28 Western New Mexico
 Nov. 4 at Angelo State
 Nov. 11 Texas A&M-Kingsville

TEXAS A&M-KINGSVILLE**Game 6 - Oct. 7 - Kingsville, Texas****GENERAL INFORMATION**

School..... Texas A&M-Kingsville
 LocationKingsville, Texas
 Founded..... 1917
 Enrollment 8,541
 Nickname..... Javelinas
 Colors Blue & Gold
 Conference Lone Star
 Series..... TAMUK Leads, 19-17-1
 In Canyon TAMUK Leads, 10-7
 In Kingsville..... TAMUK Leads, 9-8-1
 Neutral Site..... WT Leads, 2-0
 President..... Dr. Robert Vela
 Athletic Director Steve Roach
 Head Coach Mike Salinas
 2022 Record..... 7-5

COMMUNICATIONS

Football Contact Isaac Ray
 Office (361) 593-2870
 E-Mail isaac.ray@tamuk.edu

2023 SCHEDULE

Sept. 2 at Colorado Mesa
 Sept. 9 West Georgia
 Sept. 16 at Western New Mexico
 Sept. 30 at UT Permian Basin
 Oct. 7 West Texas A&M
 Oct. 14 Angelo State
 Oct. 21 at Eastern New Mexico
 Oct. 28 Central Washington
 Oct. 4 at Western Oregon
 Nov. 11 at Midwestern State

WESTERN NEW MEXICO

Game 7 - Oct. 14 - Canyon, Texas

GENERAL INFORMATION

School..... Western New Mexico
 Location..... Silver City, New Mexico
 Founded..... 1893
 Enrollment..... 3,500
 Nickname..... Mustangs
 Colors..... Purple & Gold
 Conference..... Lone Star
 Series..... WT Leads, 8-4
 In Canyon..... WT Leads, 5-2
 In Silver City..... WT Leads, 3-2
 Neutral Site.....
 President..... Dr. Joseph Shepard
 Athletic Director..... Scott Noble
 Head Coach..... Billy Hickman
 2022 Record..... 2-8

COMMUNICATIONS

Football Contact..... Dakota Spillers
 Office..... (575) 538-6214
 E-Mail..... dakota.spillers@wnmu.edu

2023 SCHEDULE

Sept. 2..... Sul Ross State
 Sept. 9..... at New Mexico Highlands
 Sept. 16..... Texas A&M-Kingsville
 Sept. 23..... at Angelo State
 Sept. 30..... Central Washington
 Oct. 7..... at Western Oregon
 Oct. 14..... at West Texas A&M
 Oct. 28..... at Midwestern State
 Nov. 4..... UT Permian Basin
 Nov. 11..... Eastern New Mexico

CENTRAL WASHINGTON

Game 8 - Oct. 21 - Canyon, Texas

GENERAL INFORMATION

School..... Central Washington
 Location..... Ellensburg, Washington
 Founded..... 1891
 Enrollment..... 12,342
 Nickname..... Wildcats
 Colors..... Crimson & Black
 Conference..... Lone Star
 Series..... WT Leads, 5-1
 In Canyon..... WT Leads, 4-0
 In Ellensburg..... Tied, 1-1
 Neutral Site.....
 President..... Jim Wohlpart
 Athletic Director..... Dr. Dennis Francois
 Head Coach..... Chris Fisk
 2022 Record..... 6-4

COMMUNICATIONS

Football Contact..... Jonathan Hudson
 Office..... (509) 963-1485
 E-Mail..... jonathan.hudson@cwu.edu

2023 SCHEDULE

Aug. 31..... at Weber State
 Sept. 9..... Montana Tech
 Sept. 16..... Angelo State
 Sept. 23..... at Western Oregon
 Sept. 30..... at Western New Mexico
 Oct. 7..... Eastern New Mexico
 Oct. 14..... at Midwestern State
 Oct. 21..... West Texas A&M
 Oct. 28..... at Texas A&M-Kingsville
 Nov. 11..... at UT Permian Basin

ANGELO STATE

Game 9 - Oct. 28 - Canyon, Texas

GENERAL INFORMATION

School..... Angelo State
 Location..... San Angelo, Texas
 Founded..... 1928
 Enrollment..... 9,197
 Nickname..... Rams
 Colors..... Blue & Gold
 Conference..... Lone Star
 Series..... ASU Leads, 21-15
 In Canyon..... ASU Leads, 10-8
 In San Angelo..... ASU Leads, 11-7
 Neutral Site.....
 President..... Joseph Rallo
 Athletic Director..... James Reid
 Head Coach..... Jeff Girsch
 2022 Record..... 12-1

COMMUNICATIONS

Football Contact..... Jake Coburn
 Office..... (325) 942-2378
 E-Mail..... jake.coburn@angelo.edu

2023 SCHEDULE

Aug. 31..... at West Alabama
 Sept. 9..... Colorado School of Mines
 Sept. 16..... at Central Washington
 Sept. 23..... Western New Mexico
 Sept. 30..... at Eastern New Mexico
 Oct. 14..... at Texas A&M-Kingsville
 Oct. 21..... UT Permian Basin
 Oct. 28..... at West Texas A&M
 Nov. 4..... Midwestern State
 Nov. 11..... Western Oregon

EASTERN NEW MEXICO

Game 10 - Nov. 4 - Portales, New Mexico

GENERAL INFORMATION

School..... Eastern New Mexico
 Location..... Portales, New Mexico
 Founded..... 1927
 Enrollment..... 7,517
 Nickname..... Greyhounds
 Colors..... Green & Silver
 Conference..... Lone Star
 Series..... Tied, 18-18
 In Canyon..... ENMU Leads, 11-10
 In Portales..... WT Leads, 8-7
 Neutral Site.....
 President..... Steven G. Gamble
 Athletic Director..... Dr. Paul Weir
 Head Coach..... Kelly Lee
 2022 Record..... 3-8

COMMUNICATIONS

Football Contact..... Jose Montoya
 Office..... (575) 562-2236
 E-Mail..... jose.monotya1@enmu.edu

2022 SCHEDULE

Aug. 31..... New Mexico Highlands
 Sept. 19..... at Sul Ross State
 Sept. 16..... Western Oregon
 Sept. 23..... at Midwestern State
 Sept. 30..... Angelo State
 Oct. 7..... at Central Washington
 Oct. 14..... at UT Permian Basin
 Oct. 21..... Texas A&M-Kingsville
 Oct. 26..... at Lincoln (Mo.)
 Nov. 4..... West Texas A&M
 Nov. 11..... at Western New Mexico

WESTERN COLORADO

SERIES:	WT Leads 7-0		
In Canyon:	WT Leads 5-0		
In Gunnison:	WT Leads 2-0		
1938	Canyon	W	27-0
1939	Canyon	W	35-0
1940	Gunnison	W	48-13
1941	Canyon	W	66-7
9/8/12	Canyon	W	57-20
9/7/13	Gunnison	W	48-21
9/3/22	Canyon	W	44-6

ADAMS STATE

SERIES:	WT Leads 7-1		
In Canyon:	WT Leads 3-1		
In Alamosa:	WT Leads 4-0		
9/10/94	Canyon	W	14-7
9/9/95	Alamosa	W	44-26
9/7/96	Canyon	L	13-10
9/6/97	Alamosa	W	48-0
9/9/06	Canyon	W	31-11
9/8/07	Alamosa	W	63-20
10/14/17	Canyon	W	17-14
9/10/22	Alamosa	W	34-19

TEXAS A&M-KINGSVILLE

SERIES:	TAMUK Leads 19-17-1		
In Canyon:	TAMUK Leads 10-7		
In Kingsville:	TAMUK Leads 9-8-1		
Neutral Site:	WT Leads 2-0		
11/30/39	Kingsville	T	0-0
11/23/40	Canyon	W	26-6
11/22/41	Kingsville	L	39-7
11/28/85	Canyon	W	37-17
11/1/86	Kingsville	W	54-49
10/31/87	Canyon	L	44-20
10/22/88	Kingsville	L	32-7
10/21/89	Canyon	L	39-3
10/20/90	Kingsville	L	21-16
10/21/95	Canyon	L	55-17
10/26/96	Kingsville	L	21-0
10/25/97	Canyon	L	33-0
10/24/98	Kingsville	L	43-21
10/23/99	Canyon	L	35-14
10/21/00	Kingsville	W	13-3
10/20/01	Canyon	L	33-17
10/26/02	Kingsville	L	49-7
10/25/03	Canyon	L	38-13
9/25/04	Kingsville	L	69-21
9/24/05	Canyon	W	28-20
9/30/06	Kingsville	W	51-31
9/29/07	Canyon	W	36-3
9/27/08	Kingsville	W	55-35
9/26/09	Canyon	W	23-17 OT
10/16/10	Kingsville	L	28-24
9/17/11	Arlington	W	42-21
9/15/12	Arlington	W	40-10
9/28/13	Kingsville	W	69-7
10/25/14	Canyon	W	48-21
10/24/15	Kingsville	W	24-14
11/14/15	Canyon	W	51-45
10/8/16	Canyon	L	51-34
10/7/17	Kingsville	L	37-9
11/3/18	Canyon	W	35-31
11/9/19	Kingsville	W	35-31
10/30/21	Kingsville	W	35-23
9/17/22	Canyon	L	24-31

ANGELO STATE

SERIES:	ASU Leads 21-15		
In Canyon:	ASU Leads 10-8		
In San Angelo:	ASU Leads 11-7		
10/1/83	Canyon	L	10-3
9/14/85	Canyon	W	12-10
10/11/86	Canyon	W	38-15
10/10/87	San Angelo	L	36-7
10/1/88	Canyon	L	52-6
9/30/89	San Angelo	L	49-14
9/29/90	Canyon	L	52-14
9/30/95	San Angelo	L	54-14
10/5/96	Canyon	L	28-10
10/4/97	San Angelo	L	31-23
10/3/98	Canyon	W	37-7
10/2/99	San Angelo	L	28-7
9/30/00	Canyon	L	28-3
9/29/01	San Angelo	L	30-10
10/5/02	Canyon	L	19-0
10/4/03	San Angelo	L	20-19
10/23/04	San Angelo	W	36-33
10/22/05	Canyon	L	58-53
10/28/06	San Angelo	W	26-10
10/27/07	Canyon	W	38-17
10/25/08	San Angelo	W	27-0
10/24/09	Canyon	W	43-15
9/25/10	San Angelo	W	37-27
10/8/11	Canyon	W	19-7
10/6/12	San Angelo	W	35-9
10/19/13	Canyon	W	34-30
9/27/14	San Angelo	W	58-41*
9/26/15	Canyon	L	35-17
11/5/16	Canyon	L	28-6
11/4/17	San Angelo	L	51-3
10/13/18	San Angelo	W	26-18
10/19/19	Canyon	L	17-14
9/26/20	San Angelo	L	21-10
10/24/20	Canyon	W	34-27
10/9/21	Canyon	W	31-15
9/24/22	San Angelo	L	34-14

* 2014 win vacated due to NCAA Violation

UT PERMIAN BASIN

SERIES:	WT Leads 5-1		
In Canyon:	WT Leads 3-0		
In Odessa:	WT Leads 2-1		
9/18/16	Odessa	W	48-14
9/16/17	Canyon	W	17-6
10/6/18	Canyon	W	42-21
10/12/19	Odessa	W	14-10
9/11/21	Odessa	L	42-31
10/1/22	Canyon	W	28-27

MIDWESTERN STATE

SERIES:	WT Leads 20-15		
In Canyon:	WT Leads 10-8		
In Wichita Falls:	WT Leads 10-7		
10/18/47	Canyon	W	39-0
10/16/48	Wichita Falls	W	28-7
11/8/52	Canyon	L	21-13
11/7/53	Wichita Falls	W	20-14
10/2/54	Canyon	L	14-7
10/1/55	Canyon	W	34-0
12/1/56	Wichita Falls	W	41-14
10/2/93	Canyon	L	31-12
10/1/94	Wichita Falls	W	35-28
9/14/96	Wichita Falls	W	5-0
11/1/97	Canyon	W	51-7
10/31/98	Wichita Falls	W	38-22
10/30/99	Canyon	L	24-0
9/9/00	Wichita Falls	L	14-7
8/30/01	Canyon	L	42-14
10/12/02	Wichita Falls	L	54-14
10/11/03	Canyon	L	48-13
10/2/04	Canyon	L	30-26
10/1/05	Wichita Falls	W	47-44
10/7/06	Canyon	W	29-27
10/6/07	Wichita Falls	W	25-20
10/4/08	Canyon	W	42-14
10/3/09	Wichita Falls	L	31-19
10/23/10	Canyon	W	42-29
11/5/11	Wichita Falls	L	35-21
11/3/12	Canyon	L	52-48
11/16/13	Wichita Falls	W	19-12
10/11/14	Canyon	W	34-13
10/10/15	Wichita Falls	L	24-17
10/22/16	Canyon	W	35-27
10/21/17	Wichita Falls	L	45-3
11/10/18	Wichita Falls	L	24-23
11/16/19	Canyon	W	34-24
11/6/21	Canyon	W	15-12
10/8/22	Wichita Falls	W	38-26

WESTERN OREGON

SERIES:	WOU Leads 2-0		
In Canyon:	N/A		
In Monmouth:	WOU Leads 2-0		
9/2/21	Monmouth	L	41-38
10/15/22	Monmouth	L	27-13

CENTRAL WASHINGTON

SERIES:	WT Leads 5-1		
In Canyon:	WT Leads 4-0		
In Ellensburg:	WT Leads 1-1		
11/15/08	Canyon	W	49-42
9/12/09	Ellensburg	L	34-10
10/29/11	Canyon	W	49-35
9/29/18	Ellensburg	W	28-26
10/5/19	Canyon	W	48-41
10/22/22	Canyon	W	35-16

WESTERN NEW MEXICO

SERIES:	WT Leads 8-4		
In Canyon:	WT Leads 5-2		
In Silver City:	WT Leads 3-2		
10/3/92	Canyon	L	30-20
11/13/93	Silver City	L	40-16
10/8/94	Canyon	W	70-44
10/8/95	Canyon	W	35-23
9/26/00	Canyon	W	50-0
10/8/01	Silver City	W	35-14
11/12/16	Silver City	W	37-30 OT
11/1/17	Canyon	L	21-17
10/22/18	Silver City	W	27-17
10/28/19	Canyon	W	45-21
9/18/21	Canyon	W	42-14
10/29/22	Silver City	L	41-37

EASTERN NEW MEXICO

SERIES:	Series Tied 18-18		
In Canyon:	ENMU Leads 11-10		
In Portales:	WT Leads 8-7		
1945	Canyon	W	57-6
11/15/86	Canyon	W	50-3
11/14/87	Portales	W	29-7
11/5/88	Canyon	W	34-15
11/4/89	Portales	L	21-17
11/3/90	Canyon	L	32-0
11/7/92	Canyon	L	56-0
11/6/93	Portales	W	35-34
11/5/94	Canyon	L	48-38
11/4/95	Portales	L	10-7
11/9/96	Canyon	L	31-21
11/8/97	Portales	W	35-34 OT
11/7/98	Canyon	W	13-10
11/6/99	Portales	L	24-16
11/4/00	Canyon	L	49-21
11/3/01	Portales	L	41-27
11/9/02	Canyon	L	27-16
11/8/03	Portales	W	49-23
10/9/04	Portales	W	21-14
10/8/05	Canyon	W	52-51 OT
10/14/06	Portales	W	21-14
10/13/07	Canyon	W	61-31
10/11/08	Portales	W	51-27
10/10/09	Canyon	W	34-24
10/22/11	Canyon	W	52-21
10/20/12	Portales	W	44-21
11/2/13	Canyon	L	39-38
11/1/14	Portales	L	55-45
11/15/14	Canyon	L	31-21
10/31/15	Canyon	W	52-42
10/1/16	Portales	L	39-30
9/30/17	Canyon	L	28-14
10/20/18	Canyon	L	28-0
10/26/19	Canyon	W	35-15
10/16/21	Portales	W	44-24
11/5/22	Canyon	L	24-21

Long known as a leader in intercollegiate athletics, the Lone Star Conference™ (LSC) is an innovative athletics conference that aims to provide a superior competitive experience for member institutions and to allow for comprehensive development of student-athletes through academic services and life skills programming. The LSC continues to build upon its proud history while aiming to be recognized as the premier NCAA Division II conference in the nation.

The league's mission is to foster student participation and success among member institutions in NCAA Division II intercollegiate athletics as an integral part of each institution's total educational program. The LSC shall pursue student-athlete development with highest regard to the principles of academic excellence, graduation success, sportsmanship, ethical conduct, resourcefulness, community service, gender equity, and diversity.

The LSC - founded on April 25, 1931 - has developed from a five-team conference of Texas-based schools to a 17-member league that spans four states (Texas, Oklahoma, New Mexico, and Arkansas).

The league continues to assist its member institutions in the maintenance of intercollegiate athletic programs that are compatible with the highest standards of education and competitive sports.

Throughout the league's 91-year history, various institutions have competed under the LSC banner. The conference was formed in 1931 when North Texas State, Southwest Texas State, Sam Houston State, Stephen F. Austin, and Texas A&M-Commerce (then East Texas State) withdrew from the old Texas Intercollegiate Athletic Association.

The membership alignment has changed over the years, with current members added from 1954 to 2019. Texas A&M-Kingsville (formerly Texas A&I) joined in 1954, and Angelo State in 1968.

Conference membership remained within the Texas borders until 1984 when Eastern New Mexico was admitted. Since then, the LSC has included members from Arkansas and Oklahoma.

Cameron (1988, 1996) was added near the outset of an expansion phase, while Texas Woman's (1989) and previous member West Texas A&M (1986, 1993) joined the league soon after.

Midwestern State was admitted early in 1995. Harding reconnected with the league as an affiliate member in track and field from 2013-15, and McMurry was an affiliate member in indoor and outdoor track and field and football in 2014.

In 2016, UT Permian Basin and Western New Mexico were added to the league, while Lubbock Christian joined as an affiliate member in indoor and outdoor track and field that same year. Oklahoma Panhandle State was an affiliate member in football in 2016.

DBU was an affiliate member in indoor and outdoor track and field in 2019.

On July 1, 2019, the LSC added eight schools as DBU, Lubbock Christian, Oklahoma Christian, St. Edward's, St. Mary's, Texas A&M International, Arkansas-Fort Smith and UT Tyler joined the league

Central Washington University, Simon Fraser University, and Western Oregon University joined the league as affiliate members in football on July 1, 2022.

Past members of the LSC include Trinity, Houston, Lamar, Howard Payne, Sul Ross State, McMurry, Harding, Ouachita Baptist, Central Oklahoma, East Central (Okla.), Northeastern State (Okla.), Southeastern Oklahoma, Southwestern Oklahoma, Abilene Christian, Incarnate Word, Tarleton State, and Texas A&M-Commerce.

While the LSC has maintained a long-standing tradition of competitive athletic programs for its members, many teams and individuals have gone on to distinguish themselves on the national stage. Entering 2022-23, LSC member institutions have collected 77 NCAA team national championships since the league joined the Division II membership in 1981.

The LSC conducts conference championships in 18 sports (nine men and nine women). Men's championships include football, soccer, cross country, basketball, baseball, indoor track and field, outdoor track and field, golf, and tennis. Women's titles are determined in volleyball, soccer, cross country, basketball, softball, indoor track and field, outdoor track and field, tennis, and golf.

The conference office is in Richardson, Texas, a northern suburb of Dallas. Jay Poerner serves as Commissioner, with assistance from Melanie Robotham (Championships and Communications), Danielle Anderson (Compliance and Internal Operations), Brandon Tripp (Digital Media and Communications) and Christy Martiny (Business).

FOOTBALL TITLES

1982	Texas State
1983	Texas A&M-Kingsville
	Texas State
1984	Angelo State
1985	Texas A&M-Kingsville
1986	West Texas A&M
1987	Angelo State
	Texas A&M-Kingsville
1988	Texas A&M-Kingsville
1989	Texas A&M-Kingsville
1990	Texas A&M-Commerce
1991	Eastern New Mexico
1992	Texas A&M-Kingsville
1993	Texas A&M-Kingsville
1994	Texas A&M-Kingsville
1995	Texas A&M-Kingsville
1996	Texas A&M-Kingsville
1997	Texas A&M-Kingsville
1998	Central Oklahoma
1999	Northeastern State
	Southeastern Oklahoma State
	Central Oklahoma
2000	Northeastern State
2001	Texas A&M-Kingsville
	Tarleton
2002	Texas A&M-Kingsville
2003	Texas A&M-Kingsville
2004	Texas A&M-Kingsville
2005	West Texas A&M
2006	West Texas A&M
2007	West Texas A&M
2008	Abilene Christian
2009	Tarleton
	Midwestern State
	Texas A&M-Kingsville
2010	Abilene Christian
2011	Midwestern State
2012	West Texas A&M
	Midwestern State
2013	Eastern New Mexico
	Tarleton
2014	Texas A&M-Commerce (Regular Season)
	Angelo State (LSC Playoff)
2015	Texas A&M-Commerce (Regular Season)
	Midwestern State (LSC Playoff)
2016	Texas A&M-Commerce
2017	Midwestern State
2018	Tarleton
2019	Tarleton
2020	No Champion (COVID-19 Pandemic)
2021	Midwestern State
2022	Angelo State

FOOTBALL TITLES

Texas A&M-Kingsville	27
West Texas A&M	5
Midwestern State	5
Angelo State	4
Eastern New Mexico	2
Central Washington	0
Simon Fraser	0
UT Permian Basin	0
Western Oregon	0
Western New Mexico	0
* CURRENT MEMBERSHIP	



LONE STAR CONFERENCE

SCORING

PLAYER	SCHOOL	PTS
2022 Asa Fuller	Angelo State	97
2021 Asa Fuller	Angelo State	112
2020 COVID-19 Pandemic	---	---
2019 Zimari Manning	Tarleton	132
2018 Xavier Turner	Tarleton	132
2017 Kristov Martinez	Texas A&M-Commerce	137
2016 Vincent Johnson	Midwestern State	114
2015 Kamal Cass	Eastern New Mexico	138
2014 Geremy Alridge-Mitchell	West Texas A&M	138
2013 Sergio Castillo	West Texas A&M	149
2012 Sergio Castillo	West Texas A&M	129
2011 Keidrick Jackson	Midwestern State	114
2010 Josh Birmingham	Central Oklahoma	126
2009 Fred Winborn	Texas A&M-Kingsville	114
2008 Bernard Scott	Abilene Christian	204
2007 Bernard Scott	Abilene Christian	234*
Matt Adams	Abilene Christian	115
2006 Ulysses Odoms	Midwestern State	96
2005 Kyle Fox	Angelo State	114
2004 Derek Ross	Tarleton	134
2003 Larry Williams	Texas A&M-Kingsville	114
2002 Larry Williams	Texas A&M-Kingsville	108
2001 Romar Crenshaw	Southeastern Oklahoma State	114
2000 Dominic Rhodes	Midwestern State	108
1999 Carlton Booe	Northeastern State	102
1998 Carlton Booe	Northeastern State	104
1997 Chris Pierson	Harding	78
Chris Brazzel	Angelo State	78
Ran Logan	Central Oklahoma	78
1996 Jubarko Gaines	Central Oklahoma	78
1995 Jason Smith	Texas A&M-Commerce	90
1994 Joe Aska	Central Oklahoma	92
1993 Angel Alvarez	Abilene Christian	60
Glenn Starks	Central Oklahoma	60
1992 Michael Hightower	Texas A&M-Commerce	78
Billy Watkins	Texas A&M-Commerce	78
1991 Billy Watkins	Texas A&M-Commerce	83
1990 Billy Watkins	Texas A&M-Commerce	76
1989 Johnny Bailey	Texas A&M-Kingsville	96
1988 Heath Sherman	Texas A&M-Kingsville	120
1987 Johnny Bailey	Texas A&M-Kingsville	120
1986 Heath Sherman	Texas A&M-Kingsville	138
1985 Wesley Williams	Abilene Christian	114
1984 Neal La Hue	Texas A&M-Kingsville	68
1983 Boo Jones	Abilene Christian	68
1982 Ron Jacoby	Texas State	96
1979 Paul Hood	Stephen F. Austin	104
1978 Jerry Aldridge	Angelo State	84
1977 Alex Davis	Abilene Christian	100
1976 Larry Colins	Texas A&M-Kingsville	82
Richard Ritchie	Texas A&M-Kingsville	82
1975 Aundra Thompson	Texas A&M-Commerce	126
1974 Wilbert Montgomery	Abilene Christian	102
1973 Wilbert Montgomery	Abilene Christian	188
1972 Kenneth Parks	Texas A&M-Commerce	72
1971 Charles Louis	Howard Payne	84
Bobby Hammer	Howard Payne	84
1970 Willie Dickson	Sul Ross State	102
1969 Arthur James	Texas A&M-Commerce	86
George Daskalakes	Texas A&M-Commerce	84
1968 Arthur James	Texas A&M-Commerce	80
1967 David Morrison	Texas State	114
1966 David Morrison	Texas State	59
1965 Jacob Henry	Sul Ross State	72
1964 Joe Bednarski	Texas State	48
1963 Rex Turner	Texas State	78
1962 Rex Turner	Texas State	58
1961 Bobby Jancik	Liberty	62
1960 Sid Blanks	Texas A&M-Kingsville	66
1959 Ronnie Fontenot	Lamar	67
1958 Joe Harbour	Texas A&M-Commerce	54
1957 Gary Berry	Texas A&M-Commerce	66
1956 Bobby Grisham	Sam Houston State	60
1955 Bennie Boles	Sam Houston State	60
1954 Bobby Grisham	Sam Houston State	80
1953 Mac Moore	Sam Houston State	71
1952 Marvin Brown	Texas A&M-Commerce	114
1951 Marvin Brown	Texas A&M-Commerce	102
1950 Jack Kyle	Sam Houston State	70
1949 Jack Kyle	Sam Houston State	58
1948 Gerald Leverman	Trinity	78
1947 Edward Matson	Trinity	73
1941 J.C. Meeks	Texas A&M-Commerce	47
1940 Don Hightower	Sam Houston State	49

RUSHING

PLAYER	SCHOOL	YDS
2022 Nathaniel Omayebu III	Angelo State	1,232
2021 Nathaniel Omayebu III	Angelo State	1,085
2020 COVID-19 Pandemic	---	---
2019 Paul Terry	Eastern New Mexico	1,888
2018 Xavier Turner	Tarleton	1,469
2017 Kamal Cass	Eastern New Mexico	1,443
2016 Kamal Cass	Eastern New Mexico	1,191
2015 Kamal Cass	Eastern New Mexico	1,514
2014 E'Ion Spight	Eastern New Mexico	1,611
2013 Keidrick Jackson	Midwestern State	1,177
2012 Khiry Robinson	West Texas A&M	1,621
2011 Keidrick Jackson	Midwestern State	1,044
2010 Josh Birmingham	Central Oklahoma	1,250
2009 Fred Winborn	Texas A&M-Kingsville	1,295
2008 Bernard Scott	Abilene Christian	2,156
2007 Bernard Scott	Abilene Christian	2,165*
Michael Benton	Eastern New Mexico	1,458
2006 Daniel Polk	Midwestern State	1,199
2005 Derrick Ross	Tarleton	1,512
2004 Derrick Ross	Tarleton	1,560
2003 Larry Williams	Texas A&M-Kingsville	1,570
2002 Jerome Castleberry	East Central	1,379
2001 Gerome Castleberry	East Central	1,308
2000 DeWayne Miles	West Texas A&M	1,524
1999 Carlton Booe	Northeastern State	1,370
1998 Reggie Donner	Central Oklahoma	1,432
1997 Chris Pierson	Harding	1,299
1996 Jubarko Gaines	Central Oklahoma	1,233
1995 Derrick Johnson	Eastern New Mexico	1,265
1994 Joe Aska	Central Oklahoma	1,629
1993 Tyrone Jones	Central Oklahoma	1,108
1992 Tyrone Jones	Central Oklahoma	1,075
1991 Landrum Hale	Eastern New Mexico	1,098
1990 Andre Tucker	Eastern New Mexico	965
1989 Johnny Bailey	Texas A&M-Kingsville	1,269
1988 Johnny Bailey	Texas A&M-Kingsville	1,442
1987 Johnny Bailey	Texas A&M-Kingsville	1,598
1986 Johnny Bailey	Texas A&M-Kingsville	2,011
1985 Heath Sherman	Texas A&M-Kingsville	1,111
1984 Anthony Thomas	Abilene Christian	1,096
1983 Ricky Dirks	Texas A&M-Commerce	1,299
1982 Roger Wiley	Sam Houston State	1,079
1981 Cary Noiel	Texas A&M-Commerce	1,307
1980 Anthony Johnson	Angelo State	1,003
1979 Paul Hood	Stephen F. Austin	1,332
1978 Jerry Aldridge	Angelo State	1,493
1977 Mike Richardson	Texas A&M-Commerce	1,095
1976 Larry Collins	Texas A&M-Kingsville	1,185
1975 Aundra Thompson	Texas A&M-Commerce	1,976
1974 Don Hardeman	Texas A&M-Kingsville	1,355
1973 Craig Powell	Texas A&M-Commerce	1,029
1972 Kenneth Parks	Texas A&M-Commerce	1,302
1971 Jerry Austin	Angelo State	1,199
1970 Jerry Austin	Angelo State	1,263
1969 Arthur James	Texas A&M-Commerce	1,334
1968 Arthur James	Texas A&M-Commerce	963
1967 Arthur James	Texas A&M-Commerce	963
1966 Danny Foust	Sul Ross State	657
1965 Reece Morrison	Texas State	919
1964 A.C. Lex	Sul Ross State	657
1963 Jerry Clement	Stephen F. Austin	640
1962 Dee White	Texas State	707
1961 Sid Blanks	Texas A&M-Kingsville	609
1960 Sid Blanks	Texas A&M-Kingsville	550
1959 Sam McCord	Texas A&M-Commerce	887
1958 George Jackson	Sam Houston State	652
1957 Bob Nance	Lamar	658
1956 Bob Grisham,	Sam Houston State	706
1955 Bernie Boles	Sam Houston State	906
1954 Norm Cash	Sul Ross State	1,225
1953 Mac Moore	Sam Houston State	793
1952 Don Bingham	Sul Ross State	1,090
1951 Mac Moore	Sam Houston State	1,014
1950 Charles Boyles	Sul Ross State	1,036

PASSING

PLAYER	SCHOOL	YDS
2022 Zach Bronkhorst	Angelo State	3,186
2021 Devin Larsen	Western New Mexico	2,661
2020 COVID-19 Pandemic	---	---
2019 Ben Holmes	Tarleton	3,338
2018 Layton Rabb	Midwestern State	3,105
2017 Luis Perez	Texas A&M-Commerce	4,999
2016 Luis Perez	Texas A&M-Commerce	3,326
2015 Kyle Washington	Angelo State	3,691
2014 Tyrrik Rollison	Texas A&M-Commerce	3,764
2013 Dustin Vaughan	West Texas A&M	5,401
2012 Dustin Vaughan	West Texas A&M	4,712
2011 Mitchell Gale	Abilene Christian	3,823
2010 Taylor Harris	West Texas A&M	4,806
2009 JJ Harp	Eastern New Mexico	4,373
2008 Keith Null	West Texas A&M	5,097
2007 Keith Null	West Texas A&M	4,134
2006 Dalton Bell	West Texas A&M	3,998
2005 Dalton Bell	West Texas A&M	3,799
2004 Derek Maupin	West Texas A&M	3,461
2003 Cliff Watkins	Tarleton	3,547
2002 Pete Darnell	East Central	2,311
2001 Steve Kelly	Tarleton	3,077
2000 Steve Kelly	Tarleton	2,782
1999 Luke Cullins	Harding	2,648
1998 Mitch Brown	Midwestern State	2,503
1997 Chad Cole	Tarleton	2,654
1996 Chad Cole	Tarleton	2,503
1995 Grady Benton	West Texas A&M	2,077
1994 Mike Jinks	Angelo State	1,897
1993 Rex Lamberti	Abilene Christian	2,052
1992 Wilbur Odom	Angelo State	1,799
1991 Bobby Bounds	Texas A&M-Commerce	1,825
1990 Bobby Bounds	Texas A&M-Commerce	1,905
1989 Mickey Russell	Angelo State	2,206
1988 Doak Taylor	West Texas A&M	2,379
1987 Royce Slechta	Texas A&M-Commerce	2,105
1986 Tod Mayfield	West Texas A&M	3,664
1985 Rex Lamberti	Abilene Christian	3,010
1984 Bruno Briones	Texas A&M-Commerce	1,839
1983 Kyle Mackey	Texas A&M-Commerce	1,960
1982 Loyal Proffitt	Abilene Christian	2,243
1981 Loyal Proffitt	Abilene Christian	2,306
1980 Wade Wilson	Texas A&M-Commerce	1,978
1979 John Mayes	Abilene Christian	2,352
1978 John Mayes	Abilene Christian	2,535
1977 John Mayes	Abilene Christian	2,201
1976 Jim Reese	Abilene Christian	2,309
1975 Jim Reese	Abilene Christian	2,355
1974 Lynn Leonard	Angelo State	1,679
1973 Clint Longley	Abilene Christian	2,719
1972 Will Cureton	Texas A&M-Commerce	1,292
1971 Jim Duncan	Texas State	1,442
1970 Jim Dietz	Texas A&M-Commerce	2,000
1969 Robert Pearce	Stephen F. Austin	2,104
1968 J.D. McMahon	Tarleton	2,079
1967 Jesse Perkins	Texas State	1,625
1966 Terry Oglesby	Texas A&M-Kingsville	1,262
1965 Luz Pedraza	Sul Ross State	1,505
1964 Randy Johnson	Texas A&M-Kingsville	1,414
1963 Don Leineweber	Texas State	1,134
1962 Windell Herbert	Lamar	1,112
1961 Windell herbert	Lamar	1,138
1960 James Williams	Texas A&M-Commerce	800
1959 Harold Stephens	Stephen F. Austin	1,265
1958 Dale Byerly	Howard Payne	950
1957 George Parks	Lamar	701
1956 Votto Gaddis	Stephen F. Austin	846
1955 Bobby McBride	Texas State	906
1954 Allen Boren	Sam Houston State	837
1953 Pence Dacus	Texas State	1,654
1952 Don Gottlob	Sam Houston State	2,325
1951 James Gray	Texas A&M-Commerce	1,186
1950 Charles Lafoon	Sul Ross State	959

TEAM (SINGLE GAME)

POINTS
98 Texas A&M-Commerce vs. East Texas Baptist (9/4/14)
KICKING POINTS
21 Eastern New Mexico vs. Southeastern Okla. State (2009)
TOUCHDOWNS
13 Abilene Christian vs. West Texas A&M (11/22/08)
Texas A&M-Commerce vs. East Texas Baptist (9/4/14)
Texas A&M-Commerce vs. McMurry (11/1/14)
TOTAL YARDS
986 Texas A&M-Commerce vs. East Texas Baptist (9/4/14)
TOTAL PLAYS
121 Eastern New Mexico vs. Southeastern Okla. State (2009)
RUSHING ATTEMPTS
96 Texas A&M-Kingsville vs. Angelo State (1982)
RUSHING YARDS
586 Texas State vs. Prairie View A&M (1978)
PASSES ATTEMPTED
96 Eastern New Mexico vs. Southeastern Okla. State (2009)
PASSES COMPLETED
64 Eastern New Mexico vs. Southwestern Okla. State (2009)
PASSING YARDS
695 Eastern New Mexico vs. Southwestern Okla. State (2009)
PASSING TOUCHDOWNS
9 West Texas A&M vs. Central State (10/5/13)
PUNT RETURNS
12 Texas A&M-Commerce vs. North Texas (1933)
PUNT RETURN YARDS
224 Angelo State vs. McMurry (1969)
KICK RETURNS
13 Texas A&M-Commerce vs. Arkansas State (1987)
KICK RETURN YARDS
304 Texas A&M-Kingsville vs. West Texas A&M (2008)
PUNTS
32 Sam Houston State vs. Texas A&M-Commerce (1946)
PUNTING YARDS
1,203 Sam Houston State vs. Texas A&M-Commerce (1946)
PUNTING (COMBINED)
63 Sam Houston State vs. Texas A&M-Commerce (1946)
PUNTING YARDS (COMBINED)
2,309 Sam Houston State vs. Texas A&M-Commerce (1946)
PATS
13 Texas A&M-Commerce vs. McMurry (11/1/14)
PAT ATTEMPTS
13 Texas A&M-Commerce vs. McMurry (11/1/14)
FIELD GOALS
6 Eastern New Mexico vs. Southeastern Okla. State (2009)
FIELD GOAL ATTEMPTS
7 Eastern New Mexico vs. Southeastern Okla. State (2009)
INTERCEPTIONS
9 Stephen F. Austin vs. Sam Houston State (1949)
INTERCEPTION RETURN YARDS
213 Texas A&M-Commerce vs. East Central (12/6/14)
ATTENDANCE
23,276 Eastern New Mexico at West Texas A&M (2007)
FEWEST RUSHING YARDS ALLOWED
-77 McMurry vs. Abilene Christian (1968)
FEWEST TOTAL YARDS ALLOWED
-38 Tarleton vs. Baptist Christian (1974)
FEWEST TOTAL PLAYS ALLOWED
30 Howard Payne vs. Stephen F. Austin (1959)

TEAM (SEASON)

RUSHING ATTEMPTS
731 Eastern New Mexico (2016)
RUSHING YARDS
4,342 Texas A&M-Kingsville (1986)
RUSHING YARDS PER GAME
395.2 Texas A&M-Kingsville (1986)
PASSES ATTEMPTED
749 Eastern New Mexico (2009)
PASS COMPELETED
460 Eastern New Mexico (2009)
PASSING YARDS
5,544 West Texas A&M (2013)
PASSING TOUCHDOWNS
57 West Texas A&M (2013)
TOTAL PLAYS
1,066 West Texas A&M (2013)
TOTAL YARDS
7,124 West Texas A&M (2012)
TOTAL YARDS PER GAME
569.9 Texas A&M-Kingsville (1976)
POINTS
649 Texas A&M-Commerce (2014)
POINTS PER GAME
54.1 Texas A&M-Commerce (2014)
KICKING POINTS
149 West Texas A&M (2013)
PUNTS
92 Stephen F. Austin (1978)
PUNTING YARDS
3,630 Texas A&M-Commerce (1986)
WINS
14 Angelo State (1978)
Texas State (1982)
Texas A&M-Commerce (2017)
LONGEST WIN STREAK
42 Texas A&M-Kingsville (1973-77)
LONGEST UNDEFEATED STREAK
46 Texas A&M-Kingsville (1973-77)
FEWEST RUSHING YARDS ALLOWED
485 Texas A&M-Commerce (1952)
FEWEST PASSING YARDS ALLOWED
443 Sam Houston State (1956)
FEWEST TOTAL YARDS ALLOWED
1,329 Sam Houston State (1956)
Sam Houston State (1964)
FEWEST POINTS ALLOWED
34 Texas State (1948)
INTERCEPTIONS
37 Texas A&M-Kingsville (1970)
TURNOVERS
52 Texas A&M-Commerce (1990)

INDIVIDUAL CAREER

RUSHING ATTEMPTS
885 Johnny Bailey (1986-89) Texas A&M-Kingsville
RUSHING YARDS
6,320 Johnny Bailey (1986-89) Texas A&M-Kingsville
MOST 100-YARD GAMES
36 Johnny Bailey (1986-89) Texas A&M-Kingsville
MOST 200-YARD GAMES
13 Johnny Bailey (1986-89) Texas A&M-Kingsville
PASSES ATTEMPTED
1,624 Dustin Vaughan (2010-13) West Texas A&M
PASSES COMPLETED
1,040 Dustin Vaughan (2010-13) West Texas A&M
PASSING YARDS
13,525 Dustin Vaughan (2010-13) West Texas A&M
PASSING TOUCHDOWNS
123 Dustin Vaughan (2010-13) West Texas A&M
TOTAL YARDS
13,608 Dustin Vaughan (2010-13) West Texas A&M
RECEPTIONS
244 Charly Martin (2004-08) West Texas A&M
RECEIVING YARDS
4,108 Charly Martin (2004-08) West Texas A&M
RECEIVING TOUCHDOWNS
45 Charly Martin (2004-08) West Texas A&M
PUNTING AVERAGE
43.2 Bill Dement (1968-71) Angelo State
PUNT RETURN YARDS
1,212 Larry Pullin (1965-68) Texas A&M-Kingsville
KICK RETURN YARDS
2,115 Jonthan Woodson (2009-12) Texas A&M-Kingsville
INTERCEPTIONS
36 Alfredo Avila (1963-66) Sul Ross State
INTERCEPTION RETURN YARDS
535 Autry Beamon (1971-74) Texas A&M-Commerce
POINTS
426 Johnny Bailey (1986-89) Texas A&M-Kingsville
TOUCHDOWNS
70 Wilbert Montgomery (1973-76) Abilene Christian
Johnny Bailey (1986-89) Texas A&M-Kingsville
PATS
251 Sergio Castillo (2010-13) West Texas A&M
PAT ATTEMPTS
255 Sergio Castillo (2010-13) West Texas A&M
FIELD GOALS
75 Kristov Martinez (2015-18) Texas A&M-Commerce
FIELD GOAL ATTEMPTS
97 Kristov Martinez (2015-18) Texas A&M-Commerce
KICKING POINTS
449 Kristov Martinez (2015-18) Texas A&M-Commerce
ALL-PURPOSE YARDS
7,803 Johnny Bailey (1968-69) Texas A&M-Kingsville

INDIVIDUAL SINGLE GAME
INDIVIDUAL SEASON
POINTS SCORED

42 Bernard Scott Abilene Christian vs. West Texas A&M (11/22/08)

TOUCHDOWNS

7 Bernard Scott Abilene Christian vs. West Texas A&M (11/22/08)

RUSHING ATTEMPTS

49 Kenneth Parks Texas A&M-Commerce vs. Carson-Newman (1972)

RUSHING YARDS

342 Carlton Booe Northeastern State vs. Southeastern Okla. State (1998)

PASSES ATTEMPTED

94 JJ Harp Eastern New Mexico vs. Southeastern Okla. State (9/12/09)

PASSES COMPLETED

42 JJ Harp Eastern New Mexico vs. Southeastern Okla. State (9/12/09)

PASS TOUCHDOWNS

 7 Keith Null West Texas A&M vs. Abilene Christian (9/12/09)
 Wesley Wood Eastern New Mexico vs. Southern Nazarene (8/28/10)
 Dustin Vaughan West Texas A&M vs. Central State (10/5/13)

TOTAL PLAYS

102 JJ Harp Eastern New Mexico vs. Southeastern Okla. State (9/12/09)

TOTAL YARDS

681 JJ Harp Eastern New Mexico vs. Southeastern Okla. State (9/12/09)

RECEPTIONS

19 D'Angelo Bowie Western New Mexico vs. San Diego (9/2/17)

RECEIVING YARDS

323 Charly Martin West Texas A&M vs. Abilene Christian (11/22/08)

RECEIVING TOUCHDOWNS

5 Charly Martin West Texas A&M vs. Abilene Christian (11/22/08)

PUNT RETURNS

10 Kerry Simien Texas A&M-Kingsville vs. West Texas A&M (1988)

PUNT RETURN YARDS

224 Bobby Menchaca Angelo State vs. McMurry (1969)

KICK RETURNS

 8 Sam Tarrant Texas A&M-Commerce vs. Texas State (1979)
 Brandon Williams Midwestern State vs. Abilene Christian (2008)
 Kenzee Jackson Texas A&M-Commerce vs. Eastern New Mexico (9/25/10)
 Tommy Hampton West Texas A&M vs. Central Missouri (11/20/10)

KICK RETURN YARDS

218 Kenzee Jackson Texas A&M-Commerce vs. Eastern New Mexico (9/25/10)

ALL-PURPOSE YARDS

409 Bernard Scott Abilene Christian vs. West Texas A&M (10/18/08)

PUNTS

32 Jan Jones Sam Houston State vs. Texas A&M-Commerce (1946)

PUNTING YARDS

1,230 Jan Jones Sam Houston State vs. Texas A&M-Commerce (1946)

INTERCEPTIONS

5 Alfredo Avila Sul Ross State vs. Texas A&M-Commerce (1966)

INTERCEPTION RETURN YARDS

124 Curtis Slater West Texas A&M vs. Angelo State (10/6/12)

PATs

13 Saul Martinez Texas A&M-Commerce vs. McMurry (11/1/14)

PAT ATTEMPTS

13 Saul Martinez Texas A&M-Commerce vs. McMurry (11/1/14)

FIELD GOALS

6 Taylor Cannon Eastern New Mexico vs. Southeastern Okla. State (9/12/09)

FIELD GOALS ATTEMPTED

7 Taylor Cannon Eastern New Mexico vs. Southeastern Okla. State (9/12/09)

ALL-PURPOSE YARDS

2,982 Bernard Scott (Abilene Christian) 2008

POINTS

204 Bernard Scott (Abilene Christian) 2008

RUSHING ATTEMPTS

317 Gerome Castleberry (East Central) 2002

RUSHING YARDS

2,156 Bernard Scott (Abilene Christian) 2008

RUSHING YARDS PER GAME

182.8 Johnny Bailey (Texas A&M-Kingsville) 1986

RUSHING ATTEMPTS

317 Gerome Castleberry (East Central) 2002

MOST 100-YARD RUSHING GAMES

12 Bernard Scott (Abilene Christian) 2008

MOST 200-YARD RUSHING GAEMS

5 Johnny Bailey (Texas A&M-Kingsville) 1986

PASSING ATTEMPTS

675 Dustin Vaughan (West Texas A&M) 2013

PASS COMPLETIONS

447 Dustin Vaughan (West Texas A&M) 2013

PASSING YARDS

5,401 Dustin Vaughan (West Texas A&M) 2013

PASSING YARDS PER GAME

437.3 JJ Harp (Eastern New Mexico) 2009

PASSING TOUCHDOWNS

53 Dustin Vaughan (West Texas A&M) 2013

TOTAL YARDS

5,313 Dustin Vaughan (West Texas A&M) 2013

RECEPTIONS

123 Torrence Allen (West Texas A&M) 2013

RECEIVING YARDS

1,867 Charly Martin (West Texas A&M) 2008

RECEIVING TOUCHDOWNS

22 Charly Martin (West Texas A&M) 2008

RECEIVING YARDS PER GAME

143.6 Charly Martin (West Texas A&M) 2008

PUNT RETURNS

36 Dominique Bailey (Texas A&M-Commerce) 2018

PUNT RETURN YARDS

526 Byron Shaw (Texas A&M-Kingsville) 1973

KICK RETURNS

36 Jonathan Woodson (Texas A&M-Kingsville) 2011

KICK RETURN YARDS

975 Jerome Hewitt (Southeastern Okla. State) 2009

PUNTS

89 Rick Kinsey (Stephen F. Austin) 1978

PUNTING AVERAGE

46.8 Bill Huffman (Sul Ross State) 1960

INTERCEPTIONS

14 Alfredo Avila (Sul Ross State) 1966

INTERCEPTION RETURN YARDS

318 Autry Beamon (Texas A&M-Commerce) 1972

TOUCHDOWNS

34 Bernard Scott (Abilene Christian) 2008

PATs

82 Matt Adams (Abilene Christian) 2007

FIELD GOALS

 24 Sergio Castillo (West Texas A&M) 2012
 Kristov Martinez (Texas A&M-Commerce) 2017

KICKING POINTS

149 Sergio Castillo (West Texas A&M) 2013

SCHEDULE / RESULTS / TEAM STATISTICS

	Date	Opponent		Score	Overall	Conf	Time	Attend
	09/03/2022	Western Colo.	W	44-6	1-0	0-0	3:17	6781
	09/10/2022	at Adams St.	W	34-19	2-0	0-0	3:00	1543
*	09/18/2022	Tex. A&M-Kingsville	L	24-31	2-1	0-1	3:00	7337
*	09/24/2022	at Angelo St.	L	14-34	2-2	0-2	2:53	4283
*	10/01/2022	Tex. Permian Basin	W	28-27	3-2	1-2	3:36	9414
*	10/08/2022	at Midwestern St.	W	38-26	4-2	2-2	3:12	7128
*	10/15/2022	at Western Ore.	L	13-27	4-3	2-3	2:54	1212
*	10/22/2022	Central Wash.	W	35-16	5-3	3-3	3:14	6033
*	10/29/2022	at Western N.M.	L	37-41	5-4	3-4	3:28	805
*	11/05/2022	Eastern N.M.	L	21-24	5-5	3-5	3:29	5469
*	11/12/2022	at Simon Fraser	L	14-46	5-6	3-6	2:59	649

Team Statistics

	WTAMU	OPP
Scoring	302	297
Points per game	27.5	27.0
Points Off Turnovers	55	57
First Downs	258	227
Rushing	124	83
Passing	115	124
Penalty	19	20
Rushing Yardage	1923	1502
Yards gained rushing	2160	1755
Yards lost rushing	237	253
Rushing attempts	477	362
Average per rush	4.0	4.1
Average per game	174.8	136.5
TDs Rushing	24	17
Passing Yardage	2522	2873
Comp-Att-Int	220-371-11	256-444-13
Average per pass	6.8	6.5
Average per catch	11.5	11.2
Average per game	229.3	261.2
TDs Passing	13	16
Total offense	4445	4375
Total plays	848	806
Average per play	5.2	5.4
Average per game	404.1	397.7
Kick returns: #-Yards	33-725	34-754
Punt returns: #-Yards	15-118	19-182
Int returns: #-Yards	13-84	11-243
Kick return average	22.0	22.2
Punt return average	7.9	9.6
Int return average	6.5	22.1
Fumbles-Lost	13-11	19-9
Penalties-Yards	59-525	71-622
Average per game	47.7	56.5
Punts-Yards	48-1841	48-1743
Average per punt	38.4	36.3
Net punt average	32.8	33.0
Kickoffs-Yards	61-3288	62-3728
Average per kick	53.9	60.1
Net kick average	35.1	38.6
Time of possession / game	29:20	30:23
3rd-down conversion	76/179	66/166
3rd-down pct	42%	40%
4rd-down conversion	18/26	13/23

INDIVIDUAL STATISTICS

Rushing

Player	gp	att	gain	loss	net	avg	td	lg	avg/g
Jarrold Compton	11	152	610	44	566	3.7	7	31	51.5
Nick Gerber	11	85	548	102	446	5.2	6	45	40.5
Brian Okoye	11	94	447	17	430	4.6	1	37	39.1
Isaiah Smallwood	11	99	406	8	398	4.0	4	46	36.2
Shakell Brown	11	23	56	0	56	2.4	6	7	5.1
Maxwell Perez	11	2	28	0	28	14.0	0	25	2.5
Hesston Marshall	3	4	18	0	18	4.5	0	11	6.0
Gage Smith	11	1	12	0	12	12.0	0	12	1.1
Terrance Clark	6	1	3	0	3	3.0	0	3	0.5
Kyle Brown	10	3	12	14	-2	-0.7	0	11	-0.2
Kris Sims	10	1	0	3	-3	-3.0	0	0	-0.3
Caleb Arreola	4	8	20	39	-19	-2.4	0	10	-4.8
Team	11	4	0	10	-10	-2.5	0	0	-0.9
Total	11	477	2160	237	1923	4.0	24	46	174.8
Opponents	11	362	1755	253	1502	4.1	17	69	136.5

Passing

Player	gp	effic	comp-att-int	pct	yds	td	lg	avg/g
Nick Gerber	11	127.3	208-338-8	61.5	2365	12	64	215.0
Caleb Arreola	4	90.0	12-25-3	48.0	157	1	58	39.3
Kyle Brown	10	0.0	0-4-0	0.0	0	0	0	0.0
Team	11	0.0	0-4-0	0.0	0	0	0	0.0
Total	11	122.0	220-371-11	59.3	2522	13	64	229.3
Opponents	11	118.0	256-444-13	57.7	2873	16	55	261.2

Receiving

Player	gp	no.	yds	avg	td	lg	avg/g
Noah Bogardus	11	51	837	16.4	5	64	76.1
Jarrold Compton	11	24	119	5.0	0	18	10.8
Tyler Sweet	11	24	297	12.4	2	61	27.0
Kris Sims	10	21	116	5.5	1	12	11.6
Hunter Kaufman	10	19	218	11.5	1	34	21.8
Jeremie Karngbaye	11	18	165	9.2	0	42	15.0
Tyrie Tipton	10	15	179	11.9	1	29	17.9
Shakell Brown	11	14	258	18.4	2	53	23.5
Isaiah Smallwood	11	10	71	7.1	0	16	6.5
Kenneath Redd	9	10	132	13.2	1	58	14.7
Maxwell Perez	11	4	46	11.5	0	16	4.2
Brian Okoye	11	4	13	3.3	0	18	1.2
Tyshawn Buckner	9	3	50	16.7	0	40	5.6
Hesston Marshall	3	2	21	10.5	0	15	7.0
Nick Gerber	11	1	0	0.0	0	0	0.0
Total	11	220	2522	11.5	13	64	229.3
Opponents	11	256	2873	11.2	16	55	261.2

Punt Returns

Player	no.	yds	avg	td	lg
Tyler Sweet	11	105	9.5	0	42
Ty Dillon	1	10	10.0	0	10
Kris Sims	1	4	4.0	0	4
Freddie Simmons	1	2	2.0	0	2
Shakell Brown	1	-3	-3.0	0	0
Total	15	118	7.9	0	42
Opponents	19	182	9.6	0	31

Interceptions

Player	no.	yds	avg	td	lg
Preston Steszewski	5	66	13.2	0	38
Ty Dillon	3	1	0.3	0	1
Cole Oster	1	0	0.0	0	0
Gage Smith	1	7	7.0	0	7
Carson Otworth	1	0	0.0	0	0
Freddie Simmons	1	0	0.0	0	0
Sign Shuva	1	10	10.0	0	10
Total	13	84	6.5	0	38
Opponents	11	243	22.1	2	89

Kick Returns

Player	no.	yds	avg	td	lg
Tyler Sweet	12	311	25.9	0	91
Hunter Kaufman	8	206	25.8	0	47
Hesston Marshall	7	145	20.7	0	26
Jarrold Compton	3	39	13.0	0	21
Shakell Brown	2	14	7.0	0	10
Kenneath Redd	1	10	10.0	0	10
Total	33	725	22.0	0	91
Opponents	34	754	22.2	0	78

Fumble Returns

Player	no.	yds	avg	td	lg
Simote Samate	1	1	1.0	0	1
Cole Oster	1	0	0.0	0	0
Gage Smith	1	0	0.0	0	0
JT Cavender	1	0	0.0	0	0
Carson Otworth	1	0	0.0	0	0
Brody Sutterfield	1	0	0.0	0	0
Braylon Sugg	1	0	0.0	0	0
Sosa Sokimi	1	0	0.0	0	0
Jaden Jackson	1	0	0.0	0	0
Total	9	1	0.1	0	1
Opponents	11	89	8.1	0	73

INDIVIDUAL STATISTICS

Scoring

Player	td	fg	PAT				dpx	saf	pts
			kick	rush	rcv	pass			
Gage Urias	-	15-22	35-36	-	-	-	-	-	80
Shakell Brown	8	-	-	-	-	-	-	-	48
Jarrold Compton	7	-	-	-	-	-	-	-	42
Nick Gerber	6	-	-	-	-	-	-	-	36
Noah Bogardus	5	-	-	-	-	-	-	-	30
Isaiah Smallwood	4	-	-	-	-	-	-	-	24
Tyler Sweet	2	-	-	-	-	-	-	-	12
Hunter Kaufman	1	-	-	-	-	-	-	-	6
Tyrie Tipton	1	-	-	-	-	-	-	-	6
Kenneath Redd	1	-	-	-	-	-	-	-	6
Kris Sims	1	-	-	-	-	-	-	-	6
Brian Okoye	1	-	-	-	-	-	-	-	6
Total	37	15-22	35-36	0	0	0	0	0	302
Opponents	35	18-22	31-33	0	0	0	0	1	297

Total Offense

Player	g	plays	rush	pass	total	avg/g
Nick Gerber	11	423	446	2365	2811	255.5
Jarrold Compton	11	152	566	0	566	51.5
Brian Okoye	11	94	430	0	430	39.1
Isaiah Smallwood	11	99	398	0	398	36.2
Caleb Arreola	4	33	-19	157	138	34.5
Shakell Brown	11	23	56	0	56	5.1
Maxwell Perez	11	2	28	0	28	2.5
Hesston Marshall	3	4	18	0	18	6.0
Gage Smith	11	1	12	0	12	1.1
Terrance Clark	6	1	3	0	3	0.5
Kyle Brown	10	7	-2	0	-2	-0.2
Kris Sims	10	1	-3	0	-3	-0.3
Team	11	0	-10	0	-10	-0.9
Total	11	848	1923	2522	4445	404.1
Opponents	11	806	1502	2873	4375	397.7

Field Goals

Player	fg	pct.	01-19	20-29	30-39	40-49	50-99	lg	blk
Gage Urias	15-22	68.2	0-0	6-8	4-7	5-7	0-0	49	1
Opponents	18-22	81.8	0-0	11-11	5-8	1-2	1-1	52	0

Punting

Player	no.	yds	avg	lg	tb	fc	i20	50+	blk
Ahlee Yart	45	1773	39.4	68	2	3	7	10	0
Nick Gerber	1	43	43.0	43	1	0	0	0	0
Team	2	25	12.5	0	0	0	0	0	2
Total	48	1841	38.4	68	3	3	7	10	2
Opponents	48	1743	36.3	71	3	8	13	5	2

FG Sequence

Team Name	West Tex. A&M	Opponents
Western Colo.	(22)	(20),(20)
Adams St.	(20),(40)	(23),31,(48)
Tex. A&M-Kingsville	30,(46)	(52),
Tex. Permian Basin	(33),(49),(20),(45),36,(32)	(34),(33)
Midwestern St.	40,34,(21)	(31),(31)
Western Ore.	(22),(35),41	(28),(24)
Western N.M.	(23),(45),(38)	(21),(21),42
Eastern N.M.	27	32,(29)
Simon Fraser	25	(34)
Angelo St.		(21),(29),35
Central Wash.		(27)

Numbers in (parentheses) indicate field goal was made

Kickoffs

Player	no.	yds	avg	tb	ob	retn	net	ydln
Gage Urias	61	3288	53.9	16	2			
Total	61	3288	53.9	16	2	26	35.1	29
Opponents	62	3728	60.1	23	4	22	38.6	26

DEFENSE
Team Defense

##	Player	gp	Tackles				tfl/yds	Sacks	Pass defense			Fumbles		blkd	
			ua	a	tot	no-yds		int-yds	brup	qbh	fr-yds	ff	kick	saf	
31	Christopher Thomas	11	58	28	86	9.5-43	4-27	.	3	2	
3	Ty Dillon	11	46	19	65	2-5	.	3-1	9	.	.	.	1	.	
24	Carson Otworth	9	32	12	44	2.5-3	.	1-0	6	.	1-0	1	.	.	
38	Sign Shuva	10	32	10	42	3-4	.	1-10	12	
35	Daniel Ajayi	10	27	12	39	6-15	2-11	
22	Gage Smith	11	29	8	37	2.5-5	.	1-7	3	.	1-0	3	.	.	
46	Preston Steszewski	9	27	10	37	0.5-0	.	5-66	2	.	.	1	.	.	
40	Cole Oster	10	18	17	35	2-22	2-22	1-0	1	4	1-0	.	.	.	
91	Antonio Iwuagwu	11	21	7	28	4.5-28	3-26	.	.	3	.	.	1	.	
21	Koby King	11	16	10	26	1.5-3	.	.	.	2	
45	JT Cavender	5	12	9	21	1.5-2	.	.	.	1	1-0	.	.	.	
44	Simote Samate	11	8	12	20	2.5-4	.	.	1	1	1-1	.	.	.	
10	Dillon Mata	11	12	8	20	1-4	.	.	.	2	
51	Eric Goodman	10	17	3	20	3-13	1-9	.	.	4	
49	Braylon Sugg	11	13	6	19	.	.	.	3	3	1-0	.	.	.	
74	Xavier Rivera	9	10	7	17	1	
28	Freddie Simmons	8	9	4	13	1-1	.	1-0	6	
43	Leo Covington	8	10	3	13	1-11	1-11	.	.	1	
90	Jaden Jackson	9	4	7	11	0.5-1	1-0	.	.	.	
92	Ashton Reynolds	10	5	5	10	2.5-13	1-10	.	.	4	.	1	.	.	
42	Cade Cox	10	7	3	10	
47	Sam Hampton	6	8	2	10	
34	Quinton Evans	4	5	4	9	
23	Terrance Clark	6	3	3	6	
9	Tyler Sweet	11	3	3	6	
4	Michael Smith	6	4	2	6	3-12	1-6	.	.	1	
19	Tyrie Tipton	10	4	2	6	1	.	.	
11	Hunter Kaufman	10	4	1	5	
30	Leonard Adams	6	4	.	4	
37	Jonathan Hernandez	3	2	1	3	0.5-3	
26	Darius Carlson	3	.	3	3	0.5-1	.	.	1	
55	Sosa Sokimi	10	3	.	3	1-8	1-8	.	.	.	1-0	.	.	.	
83	Ryan Cosper	5	1	2	3	
77	AJ McGruder	7	3	.	3	
18	Isaiah Smallwood	11	1	1	2	
32	Brian Okoye	11	1	1	2	
95	Joseph Overton	1	.	2	2	
14	Maxwell Perez	11	1	1	2	
25	Kris Sims	10	1	.	1	
33	Jake Cosper	4	.	1	1	
6	Shakell Brown	11	1	.	1	

GAME-BY-GAME COMPARISON

Opponent	Score	First Downs				Pen	Rushing Number-Yards	Passing		Total Offense Plays-Yards	Return Yards	Turn- Overs
		Total	Rush	Pass	Comp-Att.-Int			Yards				
Western Colo.	44-6	25 / 18	16 / 7	9 / 9	0 / 2	49-229 / 35-125	17-28-1 / 17-33-2	250 / 170	77-479 / 68-295	68 / 137	1 / 4	
Adams St.	34-19	29 / 22	16 / 6	11 / 13	2 / 3	49-229 / 28-134	26-42-0 / 30-51-1	224 / 227	91-453 / 79-361	42 / 112	0 / 2	
Tex. A&M-Kingsville	24-31	16 / 15	7 / 6	8 / 8	1 / 1	38-103 / 48-124	12-27-3 / 21-31-2	214 / 242	65-317 / 79-366	83 / 23	6 / 2	
Angelo St.	14-34	20 / 23	6 / 7	12 / 16	2 / 0	45-117 / 27-176	18-35-1 / 27-39-1	239 / 279	80-356 / 66-455	44 / 181	2 / 2	
Tex. Permian Basin	28-27	27 / 21	13 / 9	13 / 12	1 / 0	46-232 / 31-107	27-45-0 / 34-47-1	271 / 312	91-503 / 78-419	176 / 75	2 / 2	
Midwestern St.	38-26	29 / 19	12 / 7	15 / 9	2 / 3	57-277 / 26-171	23-28-0 / 17-38-2	308 / 231	85-585 / 64-402	67 / 127	1 / 4	
Western Ore.	13-27	21 / 18	7 / 8	12 / 8	2 / 2	32-105 / 30-195	32-52-2 / 15-38-2	242 / 222	84-347 / 68-417	38 / 175	3 / 2	
Central Wash.	35-16	25 / 15	15 / 6	8 / 8	2 / 1	57-165 / 30-117	13-22-0 / 15-46-1	136 / 145	79-301 / 76-262	107 / 139	1 / 2	
Western N.M.	37-41	25 / 27	11 / 7	12 / 17	2 / 3	37-175 / 35-92	18-28-0 / 29-42-0	336 / 433	65-511 / 77-525	114 / 149	2 / 1	
Eastern N.M.	21-24	22 / 24	13 / 11	8 / 11	1 / 2	40-227 / 40-146	16-29-2 / 25-38-1	169 / 262	69-396 / 78-408	51 / 91	2 / 1	
Simon Fraser	14-46	19 / 25	8 / 9	7 / 13	4 / 3	27-64 / 32-115	18-35-2 / 26-41-0	133 / 350	62-197 / 73-465	138 / 59	2 / 0	
Totals	302-297	258 / 227	124 / 83	115 / 124	19 / 20	477-1923 / 362-1502	220-371-11 / 256-444-13	2522 / 2873	848-4445 / 806-4375	928 / 1268	22 / 22	

Opponents	3rd Down Conversion	4th Down Conversion	Time of Possession	TOP Margin	Avg Yds/Rush	Avg Yds/Pass	Avg Yds/Play	Punting Number-Avg	Penalties Number-Yards	Sacks
Adams St.	7-17 / 3-14	2-4 / 3-4	33:08 / 26:52	06:16	4.7 / 4.8	5.3 / 4.5	5.0 / 4.6	3-45.7 / 4-43.8	6-55.0 / 7-57.0	1 / 0
Tex. A&M-Kingsville	6-16 / 7-19	2-2 / 1-2	23:43 / 36:17	-12:34	2.7 / 2.6	7.9 / 7.8	4.9 / 4.6	5-49.0 / 7-32.1	1-15.0 / 5-50.0	2 / 4
Angelo St.	8-20 / 8-13	2-4 / 0-0	30:00 / 30:00	00:00	2.6 / 6.5	6.8 / 7.2	4.5 / 6.9	7-39.9 / 2-29.0	2-15.0 / 5-40.0	1 / 5
Tex. Permian Basin	6-20 / 6-17	4-4 / 1-2	32:42 / 27:18	05:24	5.0 / 3.5	6.0 / 6.6	5.5 / 5.4	3-44.0 / 6-38.5	11-75.0 / 7-73.0	3 / 0
Midwestern St.	11-18 / 7-13	0-1 / 0-0	36:51 / 23:01	13:50	4.9 / 6.6	11.0 / 6.1	6.9 / 6.3	2-30.0 / 3-42.3	6-73.0 / 7-56.0	1 / 0
Western Ore.	7-20 / 5-15	1-1 / 0-2	32:03 / 27:57	04:06	3.3 / 6.5	4.7 / 5.8	4.1 / 6.1	7-35.3 / 5-31.4	5-45.0 / 5-35.0	0 / 1
Central Wash.	8-15 / 6-19	1-1 / 2-4	33:18 / 24:19	08:59	2.9 / 3.9	6.2 / 3.2	3.8 / 3.4	6-35.3 / 6-42.3	5-15.0 / 6-45.0	0 / 1
Western N.M.	6-13 / 5-13	1-1 / 1-1	24:13 / 35:47	-11:34	4.7 / 2.6	12.0 / 10.3	7.9 / 6.8	4-42.8 / 4-43.8	6-60.0 / 8-79.0	3 / 0
Eastern N.M.	6-13 / 7-14	2-2 / 1-2	23:56 / 35:24	-11:28	5.7 / 3.7	5.8 / 6.9	5.7 / 5.2	4-31.3 / 3-27.3	3-35.0 / 6-40.0	0 / 0
Simon Fraser	2-11 / 8-15	1-3 / 3-3	21:16 / 38:44	-17:28	2.4 / 3.6	3.8 / 8.5	3.2 / 6.4	4-35.8 / 3-33.0	9-97.0 / 9-91.0	2 / 4
Totals	76-179 / 66-166	18-26 / 13-23	322:41 / 334:08	-11:27	4.0 / 4.1	6.8 / 6.5	5.2 / 5.4	48-38.4 / 48-36.3	59-525.0 / 71-622.0	16 / 17

Note: Game totals are displayed in the format TEAM/OPPONENT for each category

TEAM GAME-BY-GAME

Date	Opponent	Rushing				Receiving				Passing				Kick Returns				Punt Returns				tot off
		no.	yds	td	lg	no.	yds	td	lg	cmp	att	int	yds	td	lg	no.	yds	td	lg	no.	yds	
09/03/2022	Western Colo.	49	229	3	45	17	250	3	58	17-28-1	250	3	58	2	46	0	24	2	10	0	10	479
09/10/2022	at Adams St.	49	229	3	25	26	224	1	27	26-42-0	224	1	27	2	42	0	23	0	0	0	0	453
09/18/2022	Tex. A&M-Kingsville	38	103	1	15	12	214	2	53	12-27-3	214	2	53	3	57	0	26	3	25	0	19	317
09/24/2022	at Angelo St.	45	117	2	31	18	239	0	40	18-35-1	239	0	40	2	40	0	25	1	4	0	4	356
10/01/2022	Tex. Permian Basin	46	232	2	22	27	271	0	51	27-45-0	271	0	51	4	71	0	32	4	67	0	42	503
10/08/2022	at Midwestern St.	57	277	4	46	23	308	1	42	23-28-0	308	1	42	3	56	0	23	1	4	0	4	585
10/15/2022	at Western Ore.	32	105	1	32	32	242	0	23	32-52-2	242	0	23	3	39	0	21	1	-1	0	0	347
10/22/2022	Central Wash.	57	165	3	18	13	136	2	32	13-22-0	136	2	32	2	96	0	91	0	0	0	0	301
10/29/2022	at Western N.M.	37	175	1	21	18	336	3	64	18-28-0	336	3	64	5	104	0	32	1	10	0	10	511
11/05/2022	Eastern N.M.	40	227	2	26	16	169	1	34	16-29-2	169	1	34	2	36	0	19	2	-1	0	2	396
11/12/2022	at Simon Fraser	27	64	2	14	18	133	0	16	18-35-2	133	0	16	5	138	0	47	0	0	0	0	197
West Tex. A&M		477	1923	24	46	220	2522	13	64	220-371-11	2522	13	64	33	725	0	91	15	118	0	42	4445
Opponents		362	1502	17	69	256	2873	16	55	256-444-13	2873	16	55	34	754	0	78	19	182	0	31	4375

West Tex. A&M Averages

Games	Avg/ rush	Avg/ catch	Pass effic	KR avg	PR avg	All purpose avg/game	Total offense avg/game
11	4.0	11.5	122.0	22.0	7.9	488.4	404.1

Date	Opponent	Tackles				Sacks no-yds	Fumble ff fr-yds	Pass Defense			blkd kick	PAT attempts			off			
		ua	a total	tfl-yds	int-yds			qbh	brup	kick		kick	rush	rcv	saf	t/o	pts	
09/03/2022	Western Colo.	45	22	67	4.0-27	3-26	1	2-0	2-12	5	2	0	5-6	0	0	0	14	44
09/10/2022	at Adams St.	42	28	70	7.0-17	1-6	1	1-0	1-0	3	10	1	4-4	0	0	0	3	34
09/18/2022	Tex. A&M-Kingsville	60	8	68	10.0-34	2-16	0	0-0	2-1	3	0	0	3-3	0	0	0	7	24
09/24/2022	at Angelo St.	38	24	62	2.0-12	1-11	0	1-0	1-0	0	4	0	2-2	0	0	0	7	14
10/01/2022	Tex. Permian Basin	55	12	67	4.0-24	3-20	0	1-0	1-38	4	1	1	1-1	0	0	0	3	28
10/08/2022	at Midwestern St.	36	18	54	3.0-11	1-8	2	2-0	2-7	1	5	0	5-5	0	0	0	7	38
10/15/2022	at Western Ore.	24	42	66	5.0-10	0-0	0	0-0	2-0	5	5	1	1-1	0	0	0	0	13
10/22/2022	Central Wash.	34	10	44	2.0-4	0-0	0	1-1	1-10	4	6	0	5-5	0	0	0	7	35
10/29/2022	at Western N.M.	44	18	62	4.0-33	3-32	2	1-0	0-0	4	5	0	4-4	0	0	0	0	37
11/05/2022	Eastern N.M.	50	28	78	4.0-5	0-0	0	0-0	1-16	1	4	0	3-3	0	0	0	7	21
11/12/2022	at Simon Fraser	40	22	62	7.0-24	2-11	1	0-0	0-0	0	5	0	2-2	0	0	0	0	14
West Tex. A&M		468	232	700	52.0-201	16-130	7	9-1	13-84	30	47	3	35-36	0	0	0	55	302
Opponents		513	276	789	53.0-244	17-132	9	11-89	11-243	33	42	3	31-33	0	0	1	57	297

Date	Opponent	Punting										Field Goals			Kickoffs			
		no.	yds	avg	long	blkd	tb	fc	50+	i20	md-att	long	blkd	no.	yds	avg	tb	ob
09/03/2022	Western Colo.	3	90	30.0	38	1	0	0	0	1	1-1	22	0	8	500	62.5	1	1
09/10/2022	at Adams St.	3	137	45.7	55	0	0	0	1	2	2-2	40	0	7	392	56.0	2	0
09/18/2022	Tex. A&M-Kingsville	5	245	49.0	68	0	0	0	4	1	1-2	46	1	4	173	43.3	1	0
09/24/2022	at Angelo St.	7	279	39.9	59	0	2	0	1	0	0-0	0	0	3	130	43.3	0	1
10/01/2022	Tex. Permian Basin	3	132	44.0	52	0	1	0	1	0	5-6	49	0	9	371	41.2	4	0
10/08/2022	at Midwestern St.	2	60	30.0	32	0	0	0	0	0	1-3	21	0	7	341	48.7	0	0
10/15/2022	at Western Ore.	7	247	35.3	45	0	0	0	0	0	2-3	35	0	3	188	62.7	1	0
10/22/2022	Central Wash.	6	212	35.3	54	0	0	1	1	1	0-0	0	0	6	376	62.7	4	0
10/29/2022	at Western N.M.	4	171	42.8	53	0	0	1	1	0	3-3	45	0	7	439	62.7	2	0
11/05/2022	Eastern N.M.	4	125	31.3	57	1	0	0	1	2	0-1	0	0	4	224	56.0	1	0
11/12/2022	at Simon Fraser	4	143	35.8	49	0	0	1	0	0	0-1	0	0	3	154	51.3	0	0
West Tex. A&M		48	1841	38.4	68	2	3	3	10	7	15-22	49	1	61	3288	53.9	16	2
Opponents		48	1743	36.3	71	2	3	8	5	13	18-22	52	0	62	3728	60.1	23	4

RED ZONE

West Tex. A&M Inside Opponent Red-Zone

Date	Opponent	Score	Times In RZ	Times Scored	Total Pts	Rush			Pass		FGs		Failed to score inside RZ				
						TDs	TDs	TDs	TDs	TDs	Made	FGA	Down	Int	Fumb	Half	Game
09/03/2022	Western Colo.	W 44-6	5	4	24	3	2	1	1	1	1	1	0	0	0	0	
09/10/2022	at Adams St.	W 34-19	5	5	31	4	3	1	1	1	1	0	0	0	0		
09/18/2022	Tex. A&M-Kingsville	L 24-31	2	1	7	1	1	0	0	0	1	0	0	0	0		
09/24/2022	at Angelo St.	L 14-34	2	1	7	1	1	0	0	0	0	1	0	0	0		
10/01/2022	Tex. Permian Basin	W 28-27	6	5	22	2	2	0	3	4	0	0	0	0	0		
10/08/2022	at Midwestern St.	W 38-26	6	5	31	4	4	0	1	1	0	0	0	0	0		
10/15/2022	at Western Ore.	L 13-27	3	3	13	1	1	0	2	2	0	0	0	0	0		
10/22/2022	Central Wash.	W 35-16	5	4	28	4	3	1	0	0	0	0	1	0	0		
10/29/2022	at Western N.M.	L 37-41	2	2	6	0	0	0	2	2	0	0	0	0	0		
11/05/2022	Eastern N.M.	L 21-24	4	3	21	3	2	1	0	1	0	0	0	0	0		
11/12/2022	at Simon Fraser	L 14-46	3	2	14	2	2	0	0	1	0	0	0	0	0		
Totals 35 of 43 (81.4%)			43	35	204	25	21	4	10	14	2	0	1	0	0		

Opponents Inside West Tex. A&M Red-Zone

Date	Opponent	Score	Times In RZ	Times Scored	Total Pts	Rush			Pass		FGs		Failed to score inside RZ				
						TDs	TDs	TDs	TDs	TDs	Made	FGA	Down	Int	Fumb	Half	Game
09/03/2022	Western Colo.	W 44-6	2	2	6	0	0	0	2	2	0	0	0	0	0		
09/10/2022	Adams St.	W 34-19	3	3	16	2	2	0	1	1	0	0	0	0			
09/18/2022	Tex. A&M-Kingsville	L 24-31	4	3	21	3	1	2	0	0	0	1	0	0			
09/24/2022	Angelo St.	L 14-34	6	4	20	2	1	1	2	3	0	0	1	0			
10/01/2022	Tex. Permian Basin	W 28-27	4	4	20	2	0	2	2	2	0	0	0	0			
10/08/2022	Midwestern St.	W 38-26	5	4	20	2	2	0	2	0	0	0	1	0			
10/15/2022	Western Ore.	L 13-27	5	3	13	1	1	0	2	2	0	2	0	0			
10/22/2022	Central Wash.	W 35-16	3	2	9	1	1	0	1	1	0	0	1	0			
10/29/2022	Western N.M.	L 37-41	5	5	27	3	3	0	2	2	0	0	0	0			
11/05/2022	Eastern N.M.	L 21-24	4	3	17	2	1	1	1	1	1	0	0	0			
11/12/2022	Simon Fraser	L 14-46	7	6	38	5	1	4	1	0	0	0	0	1			
Totals 39 of 48 (81.3%)			48	39	207	23	13	10	16	14	1	3	3	1			

BY QUARTER

3rd-Down Conversions

Date	Opponent	Score	Overall	1st Qtr	2nd Qtr	3rd Qtr	4th Qtr	Overtime
09/03/2022	Western Colo.	W 44-6	9-16 56.3	4-4 100.0	3-5 60.0	2-5 40.0	0-2 0.0	0-0 0.0
09/10/2022	at Adams St.	W 34-19	7-17 41.2	2-4 50.0	5-8 62.5	0-4 0.0	0-1 0.0	0-0 0.0
09/18/2022	Tex. A&M-Kingsville	L 24-31	6-16 37.5	0-2 0.0	4-7 57.1	1-3 33.3	1-4 25.0	0-0 0.0
09/24/2022	at Angelo St.	L 14-34	8-20 40.0	1-4 25.0	3-6 50.0	0-3 0.0	4-7 57.1	0-0 0.0
10/01/2022	Tex. Permian Basin	W 28-27	6-20 30.0	1-4 25.0	2-7 28.6	1-3 33.3	2-6 33.3	0-0 0.0
10/08/2022	at Midwestern St.	W 38-26	11-18 61.1	2-2 100.0	4-6 66.7	2-4 50.0	3-6 50.0	0-0 0.0
10/15/2022	at Western Ore.	L 13-27	7-20 35.0	0-6 0.0	4-7 57.1	2-2 100.0	1-5 20.0	0-0 0.0
10/22/2022	Central Wash.	W 35-16	8-15 53.3	3-5 60.0	1-2 50.0	3-4 75.0	1-4 25.0	0-0 0.0
10/29/2022	at Western N.M.	L 37-41	6-13 46.2	1-6 16.7	3-3 100.0	0-1 0.0	2-3 66.7	0-0 0.0
11/05/2022	Eastern N.M.	L 21-24	6-13 46.2	0-3 0.0	3-5 60.0	1-2 50.0	2-3 66.7	0-0 0.0
11/12/2022	at Simon Fraser	L 14-46	2-11 18.2	0-2 0.0	2-5 40.0	0-2 0.0	0-2 0.0	0-0 0.0
West Tex. A&M			76-179 42.5	14-42 33.3	34-61 55.7	12-33 36.4	16-43 37.2	0-0 0.0
Opponents			66-166 39.8	12-41 29.3	13-41 31.7	24-41 58.5	17-43 39.5	0-0 0.0

4th-Down Conversions

Date	Opponent	Score	Overall	1st Qtr	2nd Qtr	3rd Qtr	4th Qtr	Overtime
09/03/2022	Western Colo.	W 44-6	2-3 66.7	0-0 0.0	2-2 100.0	0-1 0.0	0-0 0.0	0-0 0.0
09/10/2022	at Adams St.	W 34-19	2-4 50.0	1-1 100.0	0-0 0.0	1-2 50.0	0-1 0.0	0-0 0.0
09/18/2022	Tex. A&M-Kingsville	L 24-31	2-2 100.0	0-0 0.0	0-0 0.0	1-1 100.0	1-1 100.0	0-0 0.0
09/24/2022	at Angelo St.	L 14-34	2-4 50.0	0-0 0.0	0-0 0.0	0-0 0.0	2-4 50.0	0-0 0.0
10/01/2022	Tex. Permian Basin	W 28-27	4-4 100.0	0-0 0.0	1-1 100.0	0-0 0.0	3-3 100.0	0-0 0.0
10/08/2022	at Midwestern St.	W 38-26	0-1 0.0	0-0 0.0	0-0 0.0	0-0 0.0	0-1 0.0	0-0 0.0
10/15/2022	at Western Ore.	L 13-27	1-1 100.0	0-0 0.0	1-1 100.0	0-0 0.0	0-0 0.0	0-0 0.0
10/22/2022	Central Wash.	W 35-16	1-1 100.0	0-0 0.0	0-0 0.0	1-1 100.0	0-0 0.0	0-0 0.0
10/29/2022	at Western N.M.	L 37-41	1-1 100.0	1-1 100.0	0-0 0.0	0-0 0.0	0-0 0.0	0-0 0.0
11/05/2022	Eastern N.M.	L 21-24	2-2 100.0	1-1 100.0	1-1 100.0	0-0 0.0	0-0 0.0	0-0 0.0
11/12/2022	at Simon Fraser	L 14-46	1-3 33.3	1-1 100.0	0-1 0.0	0-0 0.0	0-1 0.0	0-0 0.0
West Tex. A&M			18-26 69.2	4-4 100.0	5-6 83.3	3-5 60.0	6-11 54.5	0-0 0.0
Opponents			13-23 56.5	3-4 75.0	5-8 62.5	3-4 75.0	2-7 28.6	0-0 0.0

Time of Possession

Date	Opponent	Score	Overall	1st Qtr	2nd Qtr	3rd Qtr	4th Qtr	Overtime
09/03/2022	Western Colo.	W 44-6	31:31	09:50	07:48	07:07	06:46	00:00
09/10/2022	at Adams St.	W 34-19	33:08	07:33	09:20	08:17	07:58	00:00
09/18/2022	Tex. A&M-Kingsville	L 24-31	23:43	07:38	06:23	05:16	04:26	00:00
09/24/2022	at Angelo St.	L 14-34	30:00	05:39	08:42	04:20	11:19	00:00
10/01/2022	Tex. Permian Basin	W 28-27	32:42	07:12	08:31	05:23	11:36	00:00
10/08/2022	at Midwestern St.	W 38-26	36:51	07:28	09:17	07:04	13:02	00:00
10/15/2022	at Western Ore.	L 13-27	32:03	07:09	11:19	05:50	07:45	00:00
10/22/2022	Central Wash.	W 35-16	33:18	08:33	05:56	07:07	11:42	00:00
10/29/2022	at Western N.M.	L 37-41	24:13	08:07	06:49	02:27	06:50	00:00
11/05/2022	Eastern N.M.	L 21-24	23:56	05:40	10:58	03:25	03:53	00:00
11/12/2022	at Simon Fraser	L 14-46	21:16	04:14	06:05	05:33	05:24	00:00
West Tex. A&M			Total 322:41	79:03	91:08	61:49	90:41	00:00
			Avg. 29:20	07:11	08:17	05:37	08:15	00:00

GAME 1



WESTERN COLORADO 6

WEST TEXAS A&M 44

SEPTEMBER 3 | ATT: 6,781 | DURATION: 3:16
BAIN-SCHAEFFER BUFFALO STADIUM | CANYON, TEXAS

CANYON, Texas – The West Texas A&M Buffaloes picked up a statement victory in front of 6,781 fans at Bain-Schaeffer Buffalo Stadium as they accounted for 479 yards of total offense while forcing four turnovers in a 44-6 victory over the #17 Western Colorado Mountaineers.

Nick Gerber finished the night going 15-of-25 for 186 yards and a pair of touchdowns while also picking up 63 yards on eight carries and a score. Jarrod Compton led the Buffs on the ground with 86 yards on 18 carries while Smallwood found the endzone twice on 19 carries for 59 yards.

Defensively, senior Christopher Thomas led the way with 10 total tackles (four solo) to go along with a sack and a pass breakup, LSC Preseason Defensive Player of the Year JT Cavender registered eight tackles followed by Steszewski with seven to go along with an interception.

	1	2	3	4	OT	
WCU	3	3	0	0	--	6
WT	20	7	0	17	--	44

SCORING SUMMARY

Qtr	Time	Team	Scoring Play (PAT)	Plays-Yards/TOP
1st	10:37	WT	Bogardus 27yd pass from Gerber (Urias PAT)	9-76/4:17
	7:18	WCU	Fonseca 20yd field goal	9-62/3:19
	3:23	WT	Gerber 45yd run (PAT missed)	9-75/3:55
	1:42	WT	Tipton 4yd pass from Gerber (Urias PAT)	4-19/1:32
2nd	9:32	WCU	Fonseca 20yd field goal	15-60/7:05
	5:59	WT	Smallwood 2yd run (Urias PAT)	8-77/3:28
4th	13:27	WT	Urias 22yd field goal	9-27/3:05
	10:42	WT	Smallwood 4yd run (Urias PAT)	3-17/1:06
	2:54	WT	Redd Jr. 58yd pass from Arreola (Urias PAT)	2-65/0:38

	WCU	WT
First Downs	18	25
Rushes-Yards (Net)	35-125	49-229
Passing Yards (Net)	170	250
Passes Att-Comp-Int	17-33-2	17-28-1
Total Offense-Plays-Yards	68-295	77-479
Fumble Returns-Yards	0-0	0-0
Punt Returns-Yards	0-0	2-10
Kickoff Returns-Yards	5-102	2-45
Interception Returns-Yards	1-35	2-12
Punts (Number-Avg.)	5-32.0	3-30.0
Fumbles-Lost	2-2	0-0
Penalties-Yards	6-56	5-40
Possession Time	28:29	31:31
Third Down Conversions	4 of 14	9 of 16
Fourth Down Conversions	1 of 3	2 of 3
Red Zone Scores-Chances	2-2	4-5
Sacks By: Number-Yards	2-15	3-26
PAT Total-Made	0-0	5-6
Field Goals Total-Made	2-2	1-1

GAME 2



WEST TEXAS A&M 34

ADAMS STATE 19

SEPTEMBER 10 | ATT: 1,543 | DURATION: 2:59
REX STADIUM | ALAMOSA, COLORADO

ALAMOSA, Colorado – The #23 West Texas A&M Buffaloes headed home from their first road trip of the season with a 34-19 victory over the Adams State Grizzlies at Rex Stadium in Alamosa, Colorado in front of 1,543 fans.

Nick Gerber finished the night going 26-of-42 for 224 yards and one touchdown. Brian Okoye led the Buffs with 75 yards on 11 carries while Kris Sims and Jarrod Compton combined for eight catches and 43 yards. Compton tied a team-high four catches out of the backfield for 27 yards.

Defensively, Christopher Thomas registered double-digit tackles for the second straight week as the senior had 10 tackles (five solo, five assisted) followed by Ty Dillon with nine. Carson Otworth tallied five tackles to go along with a forced fumble and two breakups with Preston Steszewski snagging his second interception of the season.

	1	2	3	4	OT	
WT	10	10	7	7	-	34
ASU	3	3	6	7	-	19

SCORING SUMMARY

Qtr	Time	Team	Scoring Play (PAT)	Plays-Yards/TOP
1st	11:01	ASU	Survillas 23yd field goal	12-48/3:54
	6:43	WT	Smallwood 2yd run (Urias PAT)	12-81/4:14
	3:14	WT	Urias 20yd field goal	10-31/3:15
2nd	4:31	WT	Bogardus 7yd pass from Gerber (Urias PAT)	12-80/3:49
	0:06	WT	Urias 40yd field goal	11-36/2:45
3rd	10:17	WT	Brown 1yd run (Urias PAT)	13-75/4:43
	7:33	ASU	Boddie 5yd run (PAT blocked)	10-75/2:44
4th	8:39	ASU	Luani 1ud run (Survallis PAT)	4-62/1:26
	5:12	WT	Brown 1yd run (Urias PAT)	9-65/3:27

	WT	ASU
First Downs	29	22
Rushes-Yards (Net)	49-219	28-134
Passing Yards (Net)	224	227
Passes Att-Comp-Int	26-42-0	30-51-1
Total Offense-Plays-Yards	91-443	79-361
Fumble Returns-Yards	0-0	0-0
Punt Returns-Yards	0-0	1-6
Kickoff Returns-Yards	2-42	4-106
Interception Returns-Yards	1-0	0-0
Punts (Number-Avg.)	3-45.7	4-43.8
Fumbles-Lost	0-0	1-1
Penalties-Yards	6-55	7-57
Possession Time	33:08	26:52
Third Down Conversions	7 of 17	3 of 14
Fourth Down Conversions	2 of 4	3 of 4
Red Zone Scores-Chances	5-5	3-3
Sacks By: Number-Yards	1-6	0-0
PAT Total-Made	4-4	1-2
Field Goals Total-Made	2-2	2-3

GAME 3


TEXAS A&M-KINGSVILLE **31**
#14 WEST TEXAS A&M **24**

SEPTEMBER 17 | ATT: 7,337 | DURATION: 3:00
 BAIN-SCHAEFFER BUFFALO STADIUM | CANYON, TEXAS

CANYON, Texas – The #14 Buffaloes overcame a 14-point third quarter deficit to tie the game but six costly turnovers proved too much as West Texas A&M fell to the Javelinas of Texas A&M-Kingsville, 31-24 in the Lone Star Conference opener in front of 7,337 fans at Bain-Schaeffer Buffalo Stadium.

Nick Gerber finished the night going 12-of-26 for 214 yards and a pair of touchdowns while throwing a season-high three interceptions. Isaiah Smallwood picked up a team-high 50 yards on the ground while Shakell Brown led the receiving core with 84 yards on three catches with a touchdown.

Defensively, Christopher Thomas registered 10 total tackles to go along with one sack followed by Carson Otworth with nine tackles, two of those coming for a loss. Ty Dillon and Preston Steszewski both registered interceptions.

	1	2	3	4	OT	
TAMUK	10	0	14	7	-	31
WT	0	10	14	0	-	24

SCORING SUMMARY

Qtr	Time	Team	Scoring Play (PAT)	Plays-Yards/TOP
1st	10:40	TAMK	Anderson 1yd run (Garza PAT)	8-30/3:11
	4:38	TAMK	Garza 52yd field goal	4-7/1:58
2nd	1:19	WT	Brown 53yd pass from Gerber (Urias PAT)	5-80/1:37
	0:00	WT	Urias 46yd field goal	5-33/0:51
3rd	13:31	TAMK	Ring 10yd pass from Cavazos (Garza PAT)	5-70/1:29
	10:23	TAMK	Anderson 32yd run (Garza PAT)	5-78/2:16
	4:46	WT	Bogardus 32yd pass from Gerber (Urias PAT)	1-32/0:07
4th	2:22	WT	Compton 15yd run (Urias PAT)	1-15/0:05
	12:55	TAMK	Arciles 6yd pass from Cavazos (Garza PAT)	11-75/4:27

	TAMUK	WT
First Downs	15	16
Rushes-Yards (Net)	48-124	38-103
Passing Yards (Net)	242	214
Passes Att-Comp-Int	21-31-2	12-27-3
Total Offense-Plays-Yards	79-366	65-317
Fumble Returns-Yards	0-0	0-0
Punt Returns-Yards	1-3	3-25
Kickoff Returns-Yards	0-0	3-57
Interception Returns-Yards	3-20	2-1
Punts (Number-Avg.)	7-32.1	5-49.0
Fumbles-Lost	1-0	4-3
Penalties-Yards	5-50	1-15
Possession Time	36:17	23:43
Third Down Conversions	7 of 19	6 of 16
Fourth Down Conversions	1 of 2	2 of 2
Red Zone Scores-Chances	3-4	1-2
Sacks By: Number-Yards	4-27	2-16
PAT Total-Made	4-4	3-3
Field Goals Total-Made	1-1	1-2

GAME 4


WEST TEXAS A&M **14**
#4 ANGELO STATE **34**

SEPTEMBER 24 | ATT: 4,283 | DURATION: 2:52
 LeGRAND STADIUM | SAN ANGELO, TEXAS

SAN ANGELO, Texas – The Buffaloes took a one-point lead into the locker room but 28 second half points by the #4 Angelo State Rams proved to be the difference in a 34-14 Lone Star Conference contest at LeGrand Stadium in San Angelo, Texas

Nick Gerber finished the night going 14-of-24 for 189 yards while Arreola completed 4-of-11 passes for 50 yards and a pick. Jarrod Compton led the Buffs with 61 yards on 15 carries while Hunter Kaufman grabbed a team-high four passes for 44 yards.

Defensively, senior Christopher Thomas led the way with seven total tackles (six solo) followed by Dillon, Carson Otworth and JT Cavender with six each. The Buffs registered 62 tackles on the night with two of them coming for a loss with one sack, one interception and four pass breakups.


	1	2	3	4	OT	
WT	0	7	0	7	-	14
ASU	6	0	14	14	-	34

SCORING SUMMARY

Qtr	Time	Team	Scoring Play (PAT)	Plays-Yards/TOP
1st	5:15	ASU	Fuller 21yd field goal	10-74/4:24
	0:30	ASU	Fuller 29yd field goal	4-3/0:55
2nd	8:22	WT	Gerber 25yd run (Urias PAT)	9-53/4:17
3rd	10:57	ASU	Bradford 7yd pass from Bronkhorst (Fuller PAT)	9-65/4:03
	1:34	ASU	Omayebu III 2yd run (Fuller PAT)	6-59/2:59
4th	12:02	WT	Brown 2yd run (Urias PAT)	12-75/4:32
	6:47	ASU	Philips 24yd run (Fuller PAT)	10-78/5:10
	1:48	ASU	Pitts 89yd interception return (Fuller PAT)	-

	WT	ASU
First Downs	20	23
Rushes-Yards (Net)	45-117	27-176
Passing Yards (Net)	239	279
Passes Att-Comp-Int	18-35-1	27-39-1
Total Offense-Plays-Yards	80-356	66-455
Fumble Returns-Yards	0-0	0-0
Punt Returns-Yards	1-4	4-43
Kickoff Returns-Yards	2-40	2-49
Interception Returns-Yards	1-0	1-89
Punts (Number-Avg.)	7-39.9	3-33.7
Fumbles-Lost	1-1	1-1
Penalties-Yards	2-15	5-40
Possession Time	30:00	30:00
Third Down Conversions	8 of 20	8 of 13
Fourth Down Conversions	2 of 4	0 of 0
Red Zone Scores-Chances	1-2	4-6
Sacks By: Number-Yards	1-11	5-29
PAT Total-Made	2-2	4-4
Field Goals Total-Made	0-0	2-3

GAME 5



UT PERMIAN BASIN	27
WEST TEXAS A&M	28

OCTOBER 1 | ATT: 9,414 | DURATION: 3:35
BAIN-SCHAEFFER BUFFALO STADIUM | CANYON, TEXAS

CANYON, Texas – West Texas A&M’s Gage Urias proved to be the hero in front of 9,414 fans at Bain-Schaeffer Buffalo Stadium as the senior from Lubbock set a new school record with five made field goals including a 32 yarder with four seconds left to give the Buffs a 28-27 Homecoming victory over UT Permian Basin.

Nick Gerber finished the night completing 27-of-43 passes for 271 yards to go along with a team-high 105 yards on the ground with a touchdown. Noah Bogardus led the receiving core with 195 yards on 11 catches followed by Tyler Sweet with four catches and 42 yards.

Defensively, Christopher Thomas led the way with 12 total tackles (11 solo, two assisted) with two sacks and a hurry followed by Sign Shuva and Antonio Iwuagwu with six tackles each.


	1	2	3	4	OT	
UTPB	0	14	10	3	-	27
WT	9	7	3	9	-	28

SCORING SUMMARY

Qtr	Time	Team	Scoring Play (PAT)	Plays-Yards/TOP
1st	8:56	WT	Urias 33yd field goal	10-32/3:19
	5:28	WT	Urias 49yd field goal	7-36/2:16
	0:17	WT	Urias 20yd field goal	5-21/1:37
2nd	12:34	WT	Compton 18yd run (Urias PAT)	5-34/1:37
	11:24	UTPB	Link 47yd pass from Graham (Roberts PAT)	4-88/1:10
	3:08	UTPB	Link 6yd pass from Graham (Roberts PAT)	9-64/2:43
3rd	9:22	UTPB	Roberts 34yd field goal	10-60/5:14
	5:25	WT	Urias 45yd field goal	10-47/3:57
	2:36	UTPB	Venson 6yd pass from Graham (Roberts PAT)	12-75/2:49
4th	13:28	WT	Gerber 2yd run (2-PT Failed)	10-60/3:06
	8:56	UTPB	Roberts 33yd field goal	9-48/4:26
	0:04	WT	Urias 32yd field goal	12-51/2:03

	UTPB	WT
First Downs	21	27
Rushes-Yards (Net)	31-107	46-232
Passing Yards (Net)	312	271
Passes Att-Comp-Int	34-47-1	27-45-0
Total Offense-Plays-Yards	78-419	91-503
Fumble Returns-Yards	1-16	0-0
Punt Returns-Yards	2-13	4-67
Kickoff Returns-Yards	4-46	4-101
Interception Returns-Yards	0-0	1-38
Punts (Number-Avg.)	6-38.5	3-44.0
Fumbles-Lost	1-1	2-2
Penalties-Yards	6-58	11-75
Possession Time	27:18	32:42
Third Down Conversions	6 of 17	6 of 20
Fourth Down Conversions	1 of 2	4 of 4
Red Zone Scores-Chances	4-4	5-6
Sacks By: Number-Yards	0-0	3-20
PAT Total-Made	3-3	1-1
Field Goals Total-Made	2-2	5-6

GAME 6



WEST TEXAS A&M	38
MIDWESTERN STATE	26

OCTOBER 8 | ATT: 7,128 | DURATION: 3:12
MEMORIAL STADIUM | WICHITA FALLS, TEXAS

WICHITA FALLS, Texas – The WBuffaloes went on the road and came away with a big Lone Star Conference victory as they topped the rival Midwestern State Mustangs, 38-26 in front of over 7,000 fans at Memorial Stadium in Wichita Falls, Texas.

Nick Gerber finished the night completing 23-of-28 passes for 308 yards and a touchdown to go along with 27 yards on the ground. Compton led the way in the backfield as the senior from Lubbock carried the ball 24 times for 100 yards and a pair of touchdowns. Noah Bogardus had another big night as the senior caught eight passes for 88 yards in the win.

Defensively, Ty Dillon led the way for the Buffs with seven total tackles (six solo) followed by Gage Smith with six to go along with a forced fumble and an interception.

	1	2	3	4	OT	
WT	14	14	7	3	-	38
MSU	10	0	13	3	-	26

SCORING SUMMARY

Qtr	Time	Team	Scoring Play (PAT)	Plays-Yards/TOP
1st	9:40	WT	Compton 3yd run (Urias PAT)	8-81/3:18
	7:44	MSU	Kennedy 1yd run (Vaes PAT)	4-15/1:\$3
	4:10	WT	Smallwood 2yd run (Urias PAT)	10-68/3:34
	0:36	MSU	Vaes 31yd field goal	7-79/3:26
2nd	13:33	WT	Sweet 39yd pass from Gerber (Urias PAT)	3-29/1:13
	3:55	WT	Gerber 12yd run (Urias PAT)	10-82/3:57
3rd	12:42	WT	Compton 10yd run (Urias PAT)	7-72/2:11
	7:43	MSU	Franklin 0yd fumble recovery (Vaes PAT)	--
	3:39	MSU	Jones 55yd pass from Hollins (2-pt failed)	5-80/1:29
4th	14:51	MSU	Vaes 31yd field goal	8-50/1:37
	7:16	WT	Urias 21yd field goal	14-71/7:35

	WT	MSU
First Downs	29	19
Rushes-Yards (Net)	57-277	26-171
Passing Yards (Net)	308	231
Passes Att-Comp-Int	23-28-0	17-38-2
Total Offense-Plays-Yards	85-585	64-402
Fumble Returns-Yards	0-0	0-0
Punt Returns-Yards	1-4	2-9
Kickoff Returns-Yards	3-56	5-118
Interception Returns-Yards	2-7	0-0
Punts (Number-Avg.)	2-30.0	3-42.3
Fumbles-Lost	1-1	3-2
Penalties-Yards	6-73	7-56
Possession Time	36:51	23:01
Third Down Conversions	11 of 18	7 of 13
Fourth Down Conversions	0 of 1	0 of 0
Red Zone Scores-Chances	5-6	4-5
Sacks By: Number-Yards	1-8	0-0
PAT Total-Made	5-5	2-2
Field Goals Total-Made	1-3	2-2

GAME 7


WEST TEXAS A&M	13
WESTERN OREGON	27

OCTOBER 15 | ATT: 1,212 | DURATION: 2:53
McARTHUR FIELD | MONMOUTH, OREGON

MONMOUTH, Oregon – The West Texas A&M Buffaloes took a two-game win streak into Monmouth, Oregon but they came away empty-handed as Western Oregon registered a 20-14 Lone Star Conference victory at McArthur Field.

Nick Gerber finished the afternoon completing 32-of-51 passes for 242 yards and a pair of interceptions. Brian Okoye led the WT backfield with 12 carries for 65 yards while Noah Bogardus caught six passes for 81 yards.

Defensively, Ty Dillon and Carson Otworth registered eight tackles each with Otworth also registering an interception.

	1	2	3	4	OT	
WT	0	6	7	0	-	13
WOU	7	0	3	17	-	27

SCORING SUMMARY

Qtr	Time	Team	Scoring Play (PAT)	Plays-Yards/TOP
1st	1:53	WOU	Valladares 69yd run (Cossette PAT)	2-76/0:43
2nd	2:29	WT	Urias 22yd field goal	19-83/7:27
	0:00	WT	Urias 35yd field goal	8-62/1:02
3rd	8:11	WOU	Cossette 28yd field goal	15-64/6:49
	2:21	WT	Compton 4yd run (Urias PAT)	15-94/5:46
4th	6:01	WOU	Cossette 24yd field goal	6-23/2:48
	0:56	WOU	Winker 1yd run (Cossette PAT)	6-76/2:19
	0:10	WOU	Sinclair 68yd interception return (Cossette PAT)	-

	WT	WOU
First Downs	21	18
Rushes-Yards (Net)	32-105	30-195
Passing Yards (Net)	242	222
Passes Att-Comp-Int	32-52-2	15-38-2
Total Offense-Plays-Yards	84-347	68-417
Fumble Returns-Yards	0-0	0-0
Punt Returns-Yards	2-28	5-66
Kickoff Returns-Yards	3-39	2-28
Interception Returns-Yards	2-0	2-81
Punts (Number-Avg.)	8-34.8	5-31.4
Fumbles-Lost	1-0	4-0
Penalties-Yards	5-45	5-35
Possession Time	32:03	27:57
Third Down Conversions	7 of 20	5 of 15
Fourth Down Conversions	1 of 1	0 of 2
Red Zone Scores-Chances	3-3	3-5
Sacks By: Number-Yards	0-0	1-7
PAT Total-Made	1-1	3-3
Field Goals Total-Made	2-3	2-2

GAME 8


CENTRAL WASHINGTON	16
WEST TEXAS A&M	35

OCTOBER 22 | ATT: 6,033 | DURATION: 3:14
BAIN-SCHAEFFER BUFFALO STADIUM | CANYON, TEXAS

CANYON, Texas – The West Texas A&M Buffaloes scored a pair of quick touchdowns to start the game and never looked back as they rolled to a 35-16 Lone Star Conference victory over the Central Washington Wildcats in front of over 6,000 fans at Bain-Schaeffer Buffalo Stadium in Canyon.

Nick Gerber finished the night completing 12-of-19 passes for 128 yards and a pair of touchdowns while also rushing for 51 yards on eight carries and a score. Brian Okoye led the way on the ground for the Buffs with 83 yards on 24 carries and a score while Kris Sims caught three passes for a team-high 30 yards and a touchdown.

Defensively, Christopher Thomas moved into a tie for fourth on WT's all-time tackles list (310, Eric Collins) as he finished the night with seven tackles (five solo) followed by Ty Dillon and Gage Smith with four each. Thomas entered the night ranked sixth as he passed former standout Carter James (307) in the first half.

	1	2	3	4	OT	
CWU	0	0	3	13	-	16
WT	14	14	7	0	-	35

SCORING SUMMARY

Qtr	Time	Team	Scoring Play (PAT)	Plays-Yards/TOP
1st	14:15	WT	Gerber 8yd run (Urias PAT)	2-8/0:38
	10:37	WT	Sims 12yd pass from Gerber (Urias PAT)	10-45/3:32
2nd	9:30	WT	Okoye 18yd run (Urias PAT)	9-69/2:54
	4:27	WT	Kaufman 28yd pass from Gerber (Urias PAT)	5-55/1:41
3rd	8:30	CWU	Mullette 27yd field goal	15-65/6:20
	1:33	WT	Brown 1yd run (Urias PAT)	17-80/7:02
4th	8:13	CWU	Henderson 31yd run (Mullette PAT)	4-40/0:48
	2:26	CWU	Henderson 5yd run (2-PT Failed)	5-21/1:28

	CWU	WT
First Downs	15	25
Rushes-Yards (Net)	30-117	57-165
Passing Yards (Net)	145	136
Passes Att-Comp-Int	15-46-1	13-22-0
Total Offense-Plays-Yards	76-262	79-301
Fumble Returns-Yards	1-73	1-1
Punt Returns-Yards	2-20	0-0
Kickoff Returns-Yards	2-45	2-96
Interception Returns-Yards	0-0	1-10
Punts (Number-Avg.)	6-42.3	6-35.3
Fumbles-Lost	2-1	1-1
Penalties-Yards	6-45	5-15
Possession Time	26:49	33:11
Third Down Conversions	6 of 19	8 of 15
Fourth Down Conversions	2 of 4	1 of 1
Red Zone Scores-Chances	2-3	4-5
Sacks By: Number-Yards	1-6	0-0
PAT Total-Made	1-1	5-5
Field Goals Total-Made	0-1	0-0

GAME 9

WEST TEXAS A&M	37
WESTERN NEW MEXICO	41

OCTOBER 29 | ATT: 806 | DURATION: 3:28
ALTAMIRANO FIELD | SILVER CITY, NEW MEXICO

SILVER CITY, New Mexico – The road woes for West Texas A&M continue as they dropped a 41-37 Lone Star Conference contest to the Western New Mexico Mustangs at Altamirano Field in Silver City, New Mexico.

Nick Gerber finished the afternoon completing 18-of-28 passes for 336 yards and three touchdowns to go along with 57 yards on the ground on five carries and a score. Jarrod Compton carried the ball 15 times for 56 yards followed by Isaiah Smallwood who finished with 36 yards on the ground. Noah Bogardus led the WT receiving core with 86 yards on three catches and a touchdown.

Defensively, Christopher Thomas registered nine total tackles (five solo) to go along with a hurry followed by Daniel Ajayi with seven tackles and a sack.

	1	2	3	4	OT	
WT	3	17	7	10	-	37
WNMU	7	13	14	7	-	41

SCORING SUMMARY

Qtr	Time	Team	Scoring Play (PAT)	Plays-Yards/TOP
1st	10:26	WNM	Rankin 30yd pass from Larsen (Zamudio PAT)	4-65/1:00
	3:11	WT	Urias 23yd field goal	14-72/4:02
	10:44	WT	Gerber 21yd run (Urias PAT)	12-88/5:00
2nd	6:35	WNM	Zamudio 21yd field goal	6-40/3:56
	6:11	WNM	Byers 27yd pass from Larsen (Zamudio PAT)	2-27/0:15
	4:53	WT	Bogardus 64yd pass from Gerber (Urias PAT)	4-75/1:18
	0:22	WNM	Zamudio 21yd field goal	11-70/4:31
	0:00	WT	Urias 45yd field goal	4-37/0:21
3rd	11:14	WNM	Smith 3yd run (Zamudio PAT)	7-74/3:39
	6:12	WT	Sweet 61yd pass from Gerber (Urias PAT)	3-75/0:56
	1:59	WNM	Larsen 1yd run (Zamudio PAT)	11-75/4:13
4th	13:32	WT	Urias 38yd field goal	9-44/3:20
	6:49	WT	Brown 28yd pass from Gerber (Urias PAT)	6-52/2:12
	0:07	WNM	Larsen 2yd run (Zamudio PAT)	15-77/6:35

	WT	WNMU
First Downs	25	27
Rushes-Yards (Net)	37-175	35-92
Passing Yards (Net)	336	433
Passes Att-Comp-Int	18-28-0	29-42-0
Total Offense-Plays-Yards	65-511	77-525
Fumble Returns-Yards	0-0	0-0
Punt Returns-Yards	1-10	2-22
Kickoff Returns-Yards	5-104	4-127
Interception Returns-Yards	0-0	0-0
Punts (Number-Avg.)	4-42.8	4-43.8
Fumbles-Lost	3-2	2-1
Penalties-Yards	6-60	8-79
Possession Time	24:13	35:47
Third Down Conversions	6 of 13	5 of 13
Fourth Down Conversions	1 of 1	1 of 1
Red Zone Scores-Chances	2-2	5-5
Sacks By: Number-Yards	3-32	0-0
PAT Total-Made	4-4	5-5
Field Goals Total-Made	3-3	2-3

GAME 10

EASTERN NEW MEXICO	24
WEST TEXAS A&M	21

NOVEMBER 5 | ATT: 5,469 | DURATION: 3:28
BAIN-SCHAEFFER BUFFALO STADIUM | CANYON, TEXAS

CANYON, Texas – The West Texas A&M Buffaloes took a lead with under two minutes remaining but an Eastern New Mexico touchdown with just 14 seconds remaining sent the Wagon Wheel back to the Land of Enchantment in a 24-21 contest at Bain-Schaeffer Buffalo Stadium on Senior Night.

Nick Gerber finished the night completing 16-of-29 passes for 169 yards and a touchdown to go along with a pair of interceptions while also leading the way on the ground with 78 yards on 11 carries. Brian Okoye ran the ball seven times for 53 yards while Hunter Kaufman caught three passes for 58 yards.

Defensively, Ty Dillon finished the game with 14 total tackles (10 solo) to go along with four pass breakups followed by Daniel Ajayi with 10 and Cole Oster with nine.

	1	2	3	4	OT	
ENMU	0	3	7	14	-	24
WT	0	7	7	7	-	21

SCORING SUMMARY

Qtr	Time	Team	Scoring Play (PAT)	Plays-Yards/TOP
2nd	14:56	ENM	Hamilton 29yd field goal	10-51/5:40
	10:26	WT	Browm 3yd run (Urias PAT)	11-75/4:30
3rd	11:44	WT	Compton 9yd run (Urias PAT)	8-84/1:34
	3:49	ENM	Stoker 2yd run (Hamilton PAT)	14-80/7:51
4th	14:06	ENM	Wondeh 1yd pass from Martin (Hamilton PAT)	8-33/2:52
	1:39	WT	Bogardus 16yd pass from Gerber (Urias PAT)	6-68/1:25
	0:14	ENM	Cherry 37yd pass from Marton (Hamilton PAT)	9-75/1:25

	ENMU	WT
First Downs	24	22
Rushes-Yards (Net)	40-146	40-227
Passing Yards (Net)	262	169
Passes Att-Comp-Int	25-38-1	16-29-2
Total Offense-Plays-Yards	78-408	69-396
Fumble Returns-Yards	0-0	0-0
Punt Returns-Yards	0-0	2--1
Kickoff Returns-Yards	3-73	2-36
Interception Returns-Yards	2-18	1-16
Punts (Number-Avg.)	3-27.3	4-31.2
Fumbles-Lost	0-0	0-0
Penalties-Yards	6-40	3-35
Possession Time	35:24	24:36
Third Down Conversions	7 of 14	6 of 13
Fourth Down Conversions	1 of 2	2 of 2
Red Zone Scores-Chances	3-4	3-4
Sacks By: Number-Yards	0-0	0-0
PAT Total-Made	3-3	3-3
Field Goals Total-Made	1-2	0-1

GAME 11

SFU
WEST TEXAS A&M
14
SIMON FRASER
46

 NOVEMBER 12 | ATT: 649 | DURATION: 2:59
 SFU STADIUM | BURNABY, BRITISH COLUMBIA

BURNABY, British Columbia – The Buffaloes couldn’t overcome a slow start as the Simon Fraser Red Leafs picked up their first victory in almost a calendar year with a 46-14 Lone Star Conference decision at SFA Stadium in Burnaby, British Columbia in the season finale.

Nick Gerber finished the game completing 13-of-23 passes for 98 yards. The senior from Levelland moved into fifth on WT’s all-time passing list as he passes Tod Mayfield (7,424 - 1984-86) with 7,504 yards in Maroon & White. Jarrod Compton finished the game with 45 yards on six carries with a touchdown while Noah Bogardus caught five passes for 37 yards.

Defensively, Preston Steszewski led the way for the Buffs with seven total tackles (five solo) followed by Christopher Thomas with six total tackles as the senior finishes his career fourth on WT’s all-time tackles list with 329.

	1	2	3	4	OT	
WT	7	0	0	7	-	14
SFU	10	22	14	0	-	46

SCORING SUMMARY

Qtr	Time	Team	Scoring Play (PAT)	Plays-Yards/TOP
1st	8:48	SFU	Domino 5yd pass from Seiber (Elliott PAT)	11-60/6:12
	5:36	WT	Brown 1yd run (Urias PAT)	10-51/3:09
	1:45	SFU	Linuzzi 34yd field goal	9-51/3:46
2nd	12:14	SFU	Beselt 6yd pass from Seiber (Elliott PAT)	8-69/3:29
	8:17	SFU	Beselt 34yd pass from Seiber (Elliott PAT)	3-55/1:24
	6:41	SFU	Brewster 10yd safety	---
	1:56	SFU	Davenport 2yd pass from Seiber (Elliott PAT)	8-37/4:34
3rd	4:51	SFU	Meadors 8yd pass from Seiber (Elliott PAT)	7-68/4:26
4th	8:30	WT	Compton 14yd run (Urias PAT)	7-91/2:33

	WT	SFU
First Downs	19	25
Rushes-Yards (Net)	27-64	32-115
Passing Yards (Net)	133	350
Passes Att-Comp-Int	18-35-2	26-41-0
Total Offense-Plays-Yards	62-197	73-465
Fumble Returns-Yards	0-0	1-0
Punt Returns-Yards	0-0	0-
Kickoff Returns-Yards	3-154	8-482
Interception Returns-Yards	0-0	2-0
Punts (Number-Avg.)	4-35.8	3-33.0
Fumbles-Lost	0-0	0-0
Penalties-Yards	9-97	9-91
Possession Time	21:16	38:44
Third Down Conversions	2 of 11	8 of 15
Fourth Down Conversions	1 of 3	3 of 3
Red Zone Scores-Chances	2-3	6-7
Sacks By: Number-Yards	2-11	4-48
PAT Total-Made	2-2	5-6
Field Goals Total-Made	0-1	1-1



TEAM RECORDS

RUSHING ATTEMPTS
697

RUSHING YARDS
3,503

RUSHING YARD PER GAME
322.9

PASS ATTEMPTS
691

PASSES COMPLETED
457

COMPLETIONS PER GAME
34.3

MOST INTERCEPTIONS THROWN
28

PASS-COMPLETION PERCENTAGE
.675

PASSING YARDS
5,565

TOUCHDOWN PASSES
57

TOTAL OFFENSIVE PLAYS
1,066

TOTAL OFFENSIVE YARDS
7,124

PUNTS
92

PUNT RETURNS
39

PUNT RETURN YARDAGE
1,334

KICKOFF RETURNS
69

KICKOFF RETURN YARDAGE
1,334

POINTS
645

POINTS PER GAME
48.1

MOST 35-POINT GAMES
11

MOST 50-POINT GAMES
6

FIRST DOWNS PASSING
263

FIRST DOWNS RUSHING
167

SINGLE GAME

RUSHING YARDS
340 Eugene Morris Montana State (1/5/68)

RUSHING ATTEMPTS
38 Eugene Morris Western Michigan (11/9/68)

LONGEST RUN
99 Ralph Thompson Wichita State (9/26/70)
Keithon Flemming Angelo State (10/27/07)

PASSING YARDS
595 Keith Null Abilene Christian (11/22/08)

PASSES COMPLETED
44 Dalton Bell Angelo State (10/28/06)

PASSES ATTEMPTED
69 Grady Benton 1994

TOUCHDOWN PASSES
8 Grady Benton Howard Payne (9/17/94)

INTERCEPTIONS THROWN
5 Bobby Lane Hardin-Simmons (10/27/51)
Grady Benton Midwestern State (10/1/94)

LONGEST COMPLETION
99 Taylor Harris/Stephen Burton Tarleton (10/9/10)

RECEPTIONS
18 Brad Bailey Okla. Panhandle State (11/12/94)

RECEIVING YARDS
323 Charly Martin Abilene Christian (11/22/08)

TOUCHDOWN RECEPTIONS
5 Charly Martin Abilene Christian (11/22/08)

TOTAL OFFENSE
582 Keith Null Abilene Christian (11/22/08)

MOST POINTS
36 Pete Pedro UTEP (9/30/61)

TOTAL TOUCHDOWNS
6 Pete Pedro UTEP (9/30/61)

FIELD GOALS MADE
5 Gage Urias UT Permian Basin (10/1/22)

LONGEST FIELD GOAL
58 Bruce Wyre Louisville (11/24/73)

PUNTS
12 Mark Bounds Texas A&M-Kingsville (10/28/88)
Mark Bounds Cal Poly (9/9/89)

LONGEST PUNT
89 Mark Bounds Central Oklahoma (10/27/90)

LONGEST PUNT RETURN
94 Tony Waters San Jose State (10/31/64)

LONGEST KICKOFF RETURN
100 Anthony Armstrong Eastern N.M. (11/8/03)
Kareem Larimore Okla. Panhandle St. (8/29/98)
Clifford Douglas Southwestern Okla. St. (9/21/96)
Ned Jolly Hardin-Simmons (10/22/60)
Nathan Slaughter A&M-Commerce (9/21/13)

INTERCEPTION RETURN
99 Jerry Logan Arizona State (10/13/62)

SEASON

RUSHING YARDS
1,621 Khiry Robinson (2012)

RUSHING ATTEMPTS
770 DeWayne Miles

YARDS PER CARRY
9.21 Bill Cross (1950)

PASSING YARDS
5,401 Dustin Vaughan (2013)

PASSES COMPLETED
447 Dustin Vaughan (2013)

PASSES ATTEMPTED
675 Dustin Vaughan (2013)

TOUCHDOWN PASSES
53 Dustin Vaughan (2013)

INTERCEPTIONS THROWN
20 Tod Mayfield (1986)

RECEPTIONS
123 Torrence Allen (2013)

RECEIVING YARDS
1,867 Charly Martin (2008)

TOUCHDOWN RECEPTIONS
22 Charly Martin (2008)

TOTAL OFFENSE
5,313 Dustin Vaughan (2013)

MOST POINTS
149 Sergio Castillo (2013)

TOTAL TOUCHDOWNS
22 Pete Pedro (1961)
Charly Martin (2008)

FIELD GOALS MADE
24 Sergio Castillo (2013)

PUNTS
78 Kevin Brinkley (1999)

PUNTING AVERAGE
46.3 Mark Bounds (1990)

PUNT RETURNS
29 Tobias Harris (2018)

PUNT RETURN YARDS
436 Tobias Harris (2019)

KICK RETURNS
28 Tim Anuszkiewicz (1988)

KICK RETURN YARDS
830 Nathan Slaughter (2013)

KICK RETURN AVERAGE
36.1 Nathan Slaughter (2013)

KICK RETURN TOUCHDOWNS
3 Nathan Slaughter (2013)

INTERCEPTIONS
11 Steve Haterius (1967)

INTERCEPTION RETURN YARDS
168 Jerry Logan (1962)

CAREER

RUSHING YARDS
4,359 DeWayne Miles (1997-00)

RUSHING ATTEMPTS
770 DeWayne Miles (1997-00)

YARDS PER CARRY
7.6 Bill Cross (1947-40)

PASSING YARDS
13,535 Dustin Vaughan (2010-13)

PASSES COMPLETED
1,040 Dustin Vaughan (2010-13)

PASSES ATTEMPTED
1,622 Dustin Vaughan (2010-13)

TOUCHDOWN PASSES
123 Dustin Vaughan (2010-13)

INTERCEPTIONS THROWN
38 Tully Blanchard (1974-76)
Tod Mayfield (1984-86)

RECEPTIONS
244 Charly Martin (2004-08)

RECEIVING YARDS
4,108 Charly Martin (2004-08)

TOUCHDOWN RECEPTIONS
45 Charly Martin (2004-08)

TOTAL OFFENSE
13,608 Dustin Vaughan (2010-13)

MOST POINTS
437 Sergio Castillo (2010-13)

TOTAL TOUCHDOWNS
55 DeWayne Miles (1997-00)

FIELD GOALS MADE
62 Sergio Castillo (2010-13)

PUNTS
199 Mark Bounds (1988-90)

PUNTING AVERAGE
43.3 Jon Mason

PUNT RETURNS
266 John Holt (1978)

PUNT RETURN YARDS
804 Tobias Harris (2018-21)

KICK RETURNS
91 Duane Joubert (1992-95)

KICK RETURN YARDS
2,281 Duane Joubert (1992-95)

KICK RETURN TOUCHDOWNS
3 Nathan Slaughter (2013)
Duane Joubert (1992-95)

INTERCEPTIONS
18 Steve Haterius (1964-67)

INTERCEPTION RETURN YARDS
323 Tobias Harris (2018-21)

PASSING

	NAME	YEARS	COMP-ATT.	YARDS	TD
1.	Dustin Vaughan	2010-13	1,040-1,622	13,525	123
2.	Taylor Harris	2007-10	794-1,250	9,799	71
3.	Keith Null	2005-08	751-1,106	9,385	91
4.	Derek Maupin	2002-04	759-1,301	7,930	37
5.	Dalton Bell	2003-06	699-1,044	7,841	63
6.	Nick Gerber	2019-2022	611-1,049	7,504	51
7.	Tod Mayfield	1984-86	630-1,036	7,424	55
8.	Grady Benton	1994-95	421-686	5,618	49
9.	Victor McGee	1981-82	296-606	4,259	31
10.	Ethan Brinkley	2015-16	353-537	3,973	26

RUSHING

	NAME	YEARS	ATT.	YARDS	AVG
1.	DeWayne Miles	1997-00	770	4,359	5.7
2.	Bo Robinson	1975-78	653	3,542	5.4
3.	Norman White	1993-96	670	3,422	5.1
4.	Eugene Morris	1966-68	539	3,388	6.3
5.	Jeremy Alridge-Mitchell	2012-15	644	3,381	5.3
6.	Bill Cross	1947-50	326	2,474	7.6
7.	Keithon Flemming	2007-09	386	2,433	6.3
8.	Duane Thomas	1967-69	396	2,376	6.0
9.	Khiry Robinson	2011-12	350	2,290	6.5
10.	Patrick Strambler	1997-00	426	2,274	5.3

RECEPTIONS

	NAME	YEARS	REC.	YARDS	TD
1.	Charly Martin	2004-08	244	4,108	45
2.	Torrence Allen	2010-13	231	3,500	26
3.	Brad Bailey	1992-94	221	2,677	22
4.	Nathan Slaughter	2010-13	183	2,079	14
5.	Duane Joubert	1992-95	179	1,952	14
6.	Stan Carraway	1985-86	173	2,412	20
7.	Tyson Williams	2008-10	166	2,195	13
8.	Brittan Golden	2008-11	165	2,985	33
	Jarrian Rhone	2012-15	165	1,672	13
10.	Keithon Flemming	2007-09	150	1,305	10

TOTAL OFFENSE

	NAME	YEARS	RUSH	PASS	TOTAL
1.	Dustin Vaughan	2010-13	83	13,525	13,608
2.	Taylor Harris	2007-10	-284	9,799	9,515
3.	Keith Null	2005-08	-211	9,385	9,174
4.	Nick Gerber	2019-2022	1,115	7,504	8,619
5.	Derek Maupin	2002-04	436	7,930	8,366
6.	Dalton Bell	2003-06	-1	7,841	7,840
7.	Tod Mayfield	1984-86	-82	7,424	7,342
8.	Grady Benton	1994-95	213	5,618	5,831
9.	DeWayne Miles	1997-00	4,359	0	4,359
10.	Victor McGee	1981-82	48	4,259	4,307

RECEIVING YARDS

	NAME	YEARS	REC.	YARDS	TD
1.	Charly Martin	2004-08	244	4,108	45
2.	Torrence Allen	2010-13	231	3,500	26
3.	Brittan Golden	2008-11	165	2,985	33
4.	Brad Bailey	1992-94	221	2,677	22
5.	Keith Miller	1988-90	133	2,542	24
6.	Stan Carraway	1985-86	173	2,412	20
7.	Tyson Williams	2008-10	166	2,195	13
8.	Nathan Slaughter	2010-13	183	2,079	14
9.	Pete Loera	1993-35	127	1,986	19
10.	Duane Joubert	1992-95	179	1,952	14

SCORING

	NAME	YEARS	TD	XP/FG	2XP	TOTAL
1.	Sergio Castillo	2010-13	0	251/63	0	437
2.	DeWayne Miles	1997-00	55	0/0	1	332
3.	Jeremy Alridge-Mitchell	2012-15	51	0/0	1	308
4.	Keithon Flemming	2007-09	49	0/0	0	294
5.	Charly Martin	2004,06-08	45	0/0	0	270
6.	Eugene Morris	1966-68	42	0/0	0	252
7.	Conner Hollabaugh	2014-16	0	124/34	0	226
8.	Norman White	1993-96	34	0/0	2	208
9.	Brittan Golden	2008-11	33	0/0	0	198
	Pete Pedro	1961-63	33	0/0	0	198


EUGENE "MERCURY" MORRIS

PASSING

ATTEMPTS

1. Dustin Vaughan	675	2013
2. Taylor Harris	595	2010
3. Dalton Bell	583	2006
4. Keith Null	562	2008
5. Dustin Vaughan	555	2012
6. Tod Mayfield	551	2007
7. Keith Null	528	2007
8. Derek Maupin	523	2004
9. Derek Maupin	502	2003
10. Taylor Harris	472	2009

COMPLETIONS

1. Dustin Vaughan	447	2013
2. Dalton Bell	386	2006
3. Keith Null	385	2008
4. Taylor Harris	370	2010
5. Dustin Vaughan	359	2012
6. Keith Null	356	2007
7. Derek Maupin	329	2004
8. Tod Mayfield	317	1986
9. Dalton Bell	311	2005
10. Taylor Harris	308	2009

YARDS

1. Dustin Vaughan	5,401	2013
2. Keith Null	5,097	2008
3. Taylor Harris	4,806	2010
4. Dustin Vaughan	4,712	2012
5. Keith Null	4,134	2007
6. Dalton Bell	3,998	2006
7. Dalton Bell	3,799	2005
8. Taylor Harris	3,738	2009
9. Tod Mayfield	3,664	1986
10. Grady Benton	3,541	1994

TOUCHDOWNS

1. Dustin Vaughan	53	2013
2. Keith Null	48	2008
3. Dustin Vaughan	45	2012
4. Keith Null	41	2007
5. Taylor Harris	38	2010
6. Dalton Bell	32	2006
7. Tod Mayfield	31	1986
8. Grady Benton	30	1994
9. Dalton Bell	30	2005
10. Dustin Vaughan	25	2011

RUSHING

CARRIES

1. DeWayne Miles	270	2000
2. Jeremy Alridge-Mitchell	260	2015
3. Eugene Morris	260	1968
4. Khiry Robinson	247	2012
5. Jeremy Alridge-Mitchell	246	2014
6. Billy Pritchett	236	1971
7. J.R. Compton	214	1987
8. Bo Robinson	201	1977
9. Duane Thomas	200	1969
10. Dante Clay	199	2001

YARDS

1. Khiry Robinson	1,621	2012
2. Eugene Morris	1,571	1968
3. DeWayne Miles	1,524	2000
4. Bo Robinson	1,399	1977
5. Jeremy Alridge-Mitchell	1,342	2014
6. Jeremy Alridge-Mitchell	1,296	2015
7. Eugene Morris	1,274	1967
8. Charles Wright	1,203	1950
9. Keithon Flemming	1,198	2007
10. Patrick Strambler	1,153	1998

TOUCHDOWNS

1. Jeremy Alridge-Mitchell	21	2014
2. Norman White	18	1994
3. DeWayne Miles	16	2000
4. Jeremy Alridge-Mitchell	16	2015
5. Khiry Robinson	15	2012
6. Patrick Strambler	15	1998
7. Keithon Flemming	13	2008
8. DeWayne Miles	12	1997
9. Keithon Flemming	12	2007
10. J.R. Compton	11	1987
11. DeWayne Miles	11	1999
12. Aaron Harris	11	2013
13. J.R. Compton	11	1986
14. Khiry Robinson	11	2011
15. Bo Robinson	11	1977
16. Danny Clark	11	1979

RECEIVING

RECEPTIONS

1. Torrence Allen	123	2013
2. Brad Bailey	119	1994
3. Tyson Williams	96	2010
4. Charly Martin	95	2008
5. Stan Carraway	94	1986
6. Torrence Allen	87	2012
7. Anthony Johnson	87	2013
8. Ramon Perry	75	2006
9. Charly Martin	73	2006
10. Keithon Flemming	73	2008
11. Carl Johnson	73	2008

YARDS

1. Charly Martin	1,867	2008
2. Torrence Allen	1,668	2013
3. Brad Bailey	1,552	1994
4. Torrence Allen	1,430	2012
5. Tyson Williams	1,321	2010
6. Anthony Johnson	1,294	2013
7. Stan Carraway	1,237	1985
8. Stan Carraway	1,175	1986
9. Charly Martin	1,169	2006
10. Keith Miller	1,130	1990

TOUCHDOWNS

1. Charly Martin	22	2008
2. Brad Bailey	16	1994
3. Anthony Johnson	14	2013
4. Torrence Allen	12	2013
5. Torrence Allen	12	2012
6. Tonaé Martin	12	2005
7. Votie Patterson	12	1986
8. Stephen Burton	11	2010
9. Charly Martin	11	2007
10. Shaun Scott-Jones	11	2006
11. Brittan Golden	11	2010

DEFENSE

TACKLES

1. Taylor McCuller	164	2012
2. Taylor McCuller	152	2013
3. Joe Calhoun	151	1995
4. Alondra Johnson	143	1987
5. Carter James	125	2014
6. Kyle Voss	119	2012
7. Jared Brock	119	2006
8. Hayden Dennis	118	2019
9. Norman Bell	117	1984
10. Frank Honang	114	2019

TACKLES FOR LOSS (SINCE 2008)

1. Ethan Westbrooks	28.0	2012
2. Shad Baichtal	22.0	2010
3. Kyle Voss	20.5	2012
4. Ethan Westbrooks	19.5	2013
5. Patric Youngman	16.0	2013
6. Daelin Young	16.0	2016
7. Tyrell Higgins	15.0	2012
8. Gerred Johnson	14.0	2019
9. Jared Brock	14.0	2008
10. Eugene Sims	13.5	2009
11. Kyle Voss	13.5	2013

SACKS

1. Ethan Westbrooks	19.5	2012
2. Franco Glaze	15.5	1997
3. Brandon Swain	13	2017
4. Michael Paschal	11.5	1990
5. Franco Glaze	11	1998
6. Shad Baichtal	10	2010
7. Eugene Simes	10	2008
8. Caleb Holt	10	1996
9. Maurice Hoabson	8	1980
10. Daelin Young	8	2017

INTERCEPTIONS

1. Steve Haterius	11	1967
2. Keon Gaither	9	2005
3. Chris Lacy	8	1994
4. Troy Anderson	8	1969
5. Raymond Brown	8	1970
6. Tobias Harris	7	2018
7. Robert Johnson	7	1987
8. Tobias Harris	6	2021
9. Darnell Johnson	6	2008
10. Ollie Ross	6	1963
11. Rich Barrett	6	1965
12. Billy Lantow	6	1968
13. Don Wood	6	1983



GEREMY ALDRIGE-MITCHELL

1955

Passing Yards: Bubba Hillman	314
Rushing Yards: Joe Walden	569
Receiving Yards: Mark Clapp	116
Touchdowns: Joe Walden	11
Receptions: Mark Clapp	9

1956

Passing Yards: Bubba Hillman	357
Rushing Yards: Ron Mills	569
Receiving Yards: Ken Ballard	125
Touchdowns: Charles Sanders	12
Receptions: Ken Ballard	8

1957

Passing Yards: Jack York	198
Rushing Yards: Charlie Sanders	938
Receiving Yards: Tommy Coffey	82
Touchdowns: Charlie Sanders	6
Receptions: Tommy Coffey	7

1958

Passing Yards: Mac Kehoe	370
Rushing Yards: Bob Ratliff	545
Receiving Yards: Tommy Coffey	431
Touchdowns: Bob Ratliff	6
Receptions: Tommy Coffey	22

1959

Passing Yards: Jim Dawson	297
Rushing Yards: Rex Loftis	387
Receiving Yards: Fred Hedgecoke	246

1960

Passing Yards: Jim Dawson	921
Rushing Yards: Jim Densman	307
Receiving Yards: Jerry Logan	192

1961

Passing Yards: Jim Dawson	566
Rushing Yards: Pete Pedro	976
Receiving Yards: Jerry Richardson	192

1962

Passing Yards: Jim Dawson	652
Rushing Yards: Pete Pedro	831
Receiving Yards: Jerry Richardson	282
Touchdowns: Jerry Logan	13
Receptions: Jerry Richardson	22

1963

Passing Yards: David Gibson	449
Rushing Yards: Ollie Ross	364
Receiving Yards: Jerry Richardson	246
Touchdowns: Jerry Richardson, Ollie Ross	5
Receptions: Jerry Richardson	18
Interceptions: Ollie Ross	6

1964

Passing Yards: Bill Bundy	694
Rushing Yards: Russell Mundy	495
Receiving Yards: Ted Wheeler	165
Touchdowns: Earl West	5
Receptions: Ted Wheeler	11
Interceptions: G. Browning/T. Waters	2

1965

Passing yards: Hank Washington	1403
Rushing Yards: Don Dennis	288
Receiving Yards: Roy Armentrout	541
Touchdowns: Brian Deady	5
Receptions: Roy Armentrout	34
Interceptions: Rich Barrett	6

1966

Passing Yards: Hank Washington	2107
Rushing Yards: Eugene Morris	543
Receiving Yards: Dave Szymakowski	842

1967

Passing Yards: Roy Winters	1552
Rushing Yards: Eugene Morris	1274
Receiving Yards: Dave Szymakowski	479
Touchdowns: Eugene Morris	12
Receptions: Dave Szymakowski	32
Interceptions: Steve Haterius	11

1968

Passing Yards: Roy Winters	1145
Rushing Yards: Eugene Morris	1571
Receiving Yards: Dick Flynn	319
Touchdowns: Eugene Morris	19
Receptions: Dick Flynn	23
Interceptions: Billy Lantow	6

1969

Passing Yards: Clarence Redic	1090
Rushing Yards: Duane Thomas	1072
Receiving Yards: Olan Thompson	231
Passing Touchdowns: Clarence Redic	4
Rushing Touchdowns: Duane Thomas	10
Receiving Touchdowns: R. Jackson/O. Thompson	2
Receptions: Olan Thompson	19
Interceptions: Troy Anderson	8

1970

Passing Yards: Ed Holwig	1097
Rushing Yards: Ralph Thompson	848
Receiving Yards: Daryl Wynn	334
Passing Touchdowns: Ed Holwig	6
Rushing Touchdowns: Ralph Thompson	10
Receiving Touchdowns: Ralph Thompson	2
Receptions: Daryl Wynn	25
Interceptions: Raymond Brown	8

1971

Passing Yards: Ed Holwig	548
Rushing Yards: Billy Pritchett	1128
Receiving Yards: Daryl Wynn	206
Passing Touchdowns: E. Holwig/R. Leach	2
Rushing Touchdowns: Billy Pritchett	7
Receiving Touchdowns: Carl Brown	3
Receptions: Daryl Wynn	14
Interceptions: Mike Hrcir	4

1972

Passing Yards: Mike Wartes	464
Rushing Yards: Cole Fraley	794
Receiving Yards: Carl Brown	267
Passing Touchdowns: Mike Wartes	2
Rushing Touchdowns: Jimmy Lisle	7
Receiving Touchdowns: Carl Brown	2
Receptions: Carl Brown	12
Interceptions: D. Carr/R. Edwards/J. McDowell	3

1973

Passing Yards: Don Nava	1384
Rushing Yards: Jimmy Lisle	513
Receiving Yards: Merced Solis	499
Passing Touchdowns: Don Nava	3
Rushing Touchdowns: C. Burgess/R. Schleider	3
Receiving Touchdowns: Brownfield/ Dicson/ Lee	1
Receptions: Merced Solis	35
Interceptions: Daryl Carr	3

1974

Passing Yards: Tully Blanchard	858
Rushing Yards: Johnny Darden	581
Receiving Yards: Tracy Dickson	589
Passing Touchdowns: Tully Blanchard	8
Rushing Touchdowns: Johnny Darden	6
Receiving Touchdowns: Tracy Dickson	5
Receptions: Tracy Dickson	22
Interceptions: Steve Rogers	5

1975

Passing Yards: Tully Blanchard	509
Rushing Yards: Anthony Dogan	669
Receiving Yards: Jeff Lloyd	161
Passing Touchdowns: Tully Blanchard	4
Rushing Touchdowns: Anthony Dogan	7
Receiving Touchdowns: Jeff Lloyd	4
Receptions: Jeff Lloyd, Scott Wiley	4
Interceptions: M. Kelson/M.Lozano	5

1976

Passing Yards: Tully Blanchard	509
Rushing Yards: Robert Mayberry	843
Receiving Yards: Scott Wiley	530
Passing Touchdowns: Tully Blanchard	4
Rushing Touchdowns: Robert Mayberry	9
Receiving Touchdowns: S.Wiley/B. Delaney	2
Receptions: Scott Willey	22
Interceptions: Bryan Carr, Tommy Mills	2

1977

Passing Yards: Tracy Qualls	456
Rushing Yards: Bo Robinson	1399
Receiving Yards: Frank Dudley	205
Passing Touchdowns: Tracy Qualls	7
Rushing Touchdowns: Bo Robinson	11
Receiving Touchdowns: Frank Dudley	2
Receptions: Frank Dudley	12
Tackles: Larry Spears	92
Interceptions: M. Rychlik/R. Simon	4

1978

Passing Yards: Clint Plant	520
Rushing Yards: Cleveland Robinson	880
Receiving Yards: Reggie Spencer	356
Passing Touchdowns: Larry Thmpson	5
Rushing Touchdowns: Drew Johnson	6
Receiving Touchdowns: Reggie Spencer	2
Receptions: Reggie Spencer	21
Tackles: Scott Braden	77
Interceptions: V. Hayes/D. Hemphill	3

1979

Passing Yards: Larry Thompson	380
Rushing Yards: Danny Clark	681
Receiving Yards: Milton Baker	177
Passing Touchdowns: Larry Thompson	6
Rushing Touchdowns: Danny Clark	11
Receiving Touchdowns: M. Baker/R. Collinsworth	3
Receptions: Danny Clark	10
Interceptions: Darryl Hemphill	5

1980

Passing Yards: Matt Patterson	1125
Rushing Yards: Jackie Compton	656
Receiving Yards: Ricky Collinsworth	517
Passing Touchdowns: Matt Patterson	7
Rushing Touchdowns: Danny Clark	7
Receiving Touchdowns: Ricky Collinsowrth	5
Receptions: Ricky Collinsworth	32
Interceptions: Darryl Hemphill	4

1981

Passing Yards: Victor McGee	1035
Rushing Yards: Paul Bell	624
Receiving Yards: Curtis Bennett	365

1982

Passing Yards: Victor McGee	3224
Rushing Yards: Paul Bell	347
Receiving Yards: Mark Manley	780
Passing Touchdowns: Victor McGee	20
Rushing Touchdowns: Milton Baker	3
Receiving Touchdowns: C. Bennett/E. Wilson	6
Receptions: Mark Manley	57
Interceptions: Charles Briscoe	4

1983

Passing Yards: David Harbin	715
Rushing Yards: Johnny Johnson	514
Receiving Yards: Gary Fletcher	417
Passing Touchdowns: T. Cortez/R. Davis/D. Harbin	2
Rushing Touchdowns: Johnny Johnson	4
Receiving Touchdowns: Billy Record	2
Receptions: David Wood	26
Sacks: Baron Jackson	6
Tackles: Nomran Bell	108
Interceptions: Don Wood	6

1984

Passing Yards: David Harbin	728
Rushing Yards: Wayne High	424
Receiving Yards: David Wood	616
Passing Touchdowns: David Harbin	5
Rushing Touchdowns: David Harbin	5
Receiving Touchdowns: David Wood	8
Receptions: David Wood	30
Sacks: N. Bell/W. Goff/S. Peoples/D. Schneider	2
Tackles: Norman Bell	117
Interceptions: Don Carpenter	3

1985

Passing Yards: Tod Mayfield	3432
Rushing Yards: James Morton	626
Receiving Yards: Stan Carraway	1237

1986

Passing Yards: Tod Mayfield	3664
Rushing Yards: J.R. Compton	806
Receiving Yards: Stan Carraway	1175
Passing Touchdowns: Tod Mayfield	31
Rushing Touchdowns: J.R. Compton	11
Receiving Touchdowns: Votie Patterson	12
Interceptions: Todd Littlejohn	2

1987

Passing Yards: Steve Kragthorpe	1980
Rushing Yards: J.R. Compton	1004
Receiving Yards: Devon Fortson	373
Passing Touchdowns: Steve Kragthorpe	9
Rushing Touchdowns: J.R. Compton	11
Receiving Touchdowns: Fortson/Hall/Morton/West	2
Receptions: James Morton	36
Sacks: David Newman	5
Tackles: Alondra Johnson	143
Interceptions: Robert Johnson	7

1988

Passing Yards: Doak Taylor	2379
Rushing Yards: Greg Hodges	606
Receiving Yards: Rich Stephens	590
Passing Touchdowns: Doak Taylor	23
Rushing Touchdowns: Greg Hodges	5
Receiving Touchdowns: Rich Stephens	8
Receptions: G. Hodges/H. West	37
Sacks: Maurice Hobson	8
Tackles: Maurice Hobson	76
Interceptions: Andrew Gowell	4

1989

Passing Yards: Dan Buesing	2085
Rushing Yards: Maurice Williams	250
Receiving Yards: Keith Miller	879
Passing Touchdowns: Dan Buesing	14
Rushing Touchdowns: Maurice Williams	4
Receiving Touchdowns: Keith Miller	8
Receptions: Charles Christian	55
Sacks: Johnny Turner	7
Tackles: Cedric Buckley	85.5
Interceptions: C. Buckley/A. Cooper	3

1990

Passing Yards: Mark Reiland	1009
Rushing Yards: Maurice Williams	571
Receiving Yards: Keith Miller	1130
Passing Touchdowns: Royce Slechta	6
Rushing Touchdowns: Maurice Williams	6
Receiving Touchdowns: Keith Miller	9
Receptions: Keith Miller	61
Sacks: Mike Paschal	11.5
Tackles: Mike Paschal	85
Interceptions: S. Burney/C. Hemphill	2

1991
No Football Program

1992

Passing Yards: Codie Scott	738
Rushing Yards: Jeff Myers	365
Receiving Yards: Brad Bailey	642
Passing Touchdowns: Codie Scott	5
Rushing Touchdowns: Jeff Myers	2
Receiving Touchdowns: B. Bailey/J. Bridges	2
Receptions: Brad Bailey	57
Sacks: B. Azam/B. Christian/K. Lawrence	3
Tackles: Bobby Azam	112
Interceptions: Wayne Needham	4

1993

Passing Yards: Brian Bailey	1418
Rushing Yards: Norman White	1109
Receiving Yards: Duane Joubert	537
Passing Touchdowns: Brian Bailey	12
Rushing Touchdowns: Norman White	8
Receiving Touchdowns: D. Joubert./L. Lora	5
Receptions: Duane Joubert	59
Sacks: B. Christian/S. Edwards/E. Kirkpatrick	2
Tackles: Brian Christian	90
Interceptions: Wayne Needham	3

1994

Passing Yards: Grady Benton	3541
Rushing Yards: Norman White	1122
Receiving Yards: Brad Bailey	1552
Passing Touchdowns: Grady Benton	30
Rushing Touchdowns: Norman White	18
Receiving Touchdowns: Brad Bailey	16
Receptions: Brad Bailey	119
Sacks: Erik Kirkpatrick	5
Tackles: Brian Christian	107
Interceptions: Chris Lacy	8

1995

Passing Yards: Grady Benton	2077
Rushing Yards: Norman White	799
Receiving Yards: Carlos Artis	793
Passing Touchdowns: Grady Benton	19
Rushing Touchdowns: Norman White	6
Receiving Touchdowns: C. Artis/P. Loera	6
Receptions: Duane Joubert	53
Sacks: B. Christian/O. Sewell	5
Tackles: Joe Calhoun	151
Interceptions: C. Douglas/R. Mack	2

1996

Passing Yards: Michael Schmucker	635
Rushing Yards: Norman White	392
Receiving Yards: Charles Barnes	335
Passing Touchdowns: Craig Coleman	4
Rushing Touchdowns: Norman White	1
Receiving Touchdowns: D. Thompson/M. Wesson	2
Receptions: Marquette Wesson	21
Sacks: Caleb Holt	10
Tackles: Mike Martinez	97
Interceptions: C. Lacy/R. McCurry	3

1997

Passing Yards: Gary Thomas	1749
Rushing Yards: DeWayne Miles	845
Receiving Yards: Kory Jones	595
Passing Touchdowns: Gary Thomas	13
Rushing Touchdowns: DeWayne Miles	12
Receiving Touchdowns: Chris Washington	12
Receptions: Kory Jones	34
Sacks: Franco Glaze	15.5
Tackles: Brandon Weber	86
Interceptions: Rebert Mack	4

1998

Passing Yards: Gary Thomas	1844
Rushing Yards: Patrick Strambler	1153
Receiving Yards: Antonio Harrison	664
Passing Touchdowns: Gary Thomas	9
Rushing Touchdowns: D. Miles/P. Strambler	15
Receiving Touchdowns: Antonio Harrison	6
Receptions: Antonio Harrison	36
Sacks: Franco Glaze	11
Tackles: Germaine Gaspard	96
Interceptions: B. Humphrey/M. Murphy	3

1999

Passing Yards: Judd Moller	974
Rushing Yards: DeWayne Miles	1,053
Receiving Yards: Antonio Harrison	344
Passing Touchdowns: Judd Moller	5
Rushing Touchdowns: DeWayne Miles	11
Receiving Touchdowns: A. Harrison/A. Danzie	2
Receptions: Antonio Harrison	18
Sacks: Brian Thompson	7
Tackles: John Thompson	136
Interceptions: Kareem Larrimore	5

2000

Passing Yards: Rick Leach	1599
Rushing Yards: DeWayne Miles	1524
Receiving Yards: Mario King	435
Passing Touchdowns: Rick Leach	6
Rushing Touchdowns: DeWayne Miles	16
Receiving Touchdowns: Jason Arnold	3
Receptions: Mario King	26
Sacks: Will Goodloe	5
Tackles: D. Adams/R. Ross	88
Interceptions: Ray Ross	4

2001

Passing Yards: Josh Knight	1813
Rushing Yards: Dante Clay	859
Receiving Yards: Chris Guillen	488
Passing Touchdowns: Josh Knight	12
Rushing Touchdowns: Josh Knight	4
Receiving Touchdowns: K. Clay/C. Guillen	6
Receptions: Sirquon Hardy	35
Sacks: Charlie Langston	5
Tackles: Adam St. Clair	114
Interceptions: R. Bowers/C. Cox/J. Gipson/A. St. Clair	1

2002

Passing Yards: Derek Maupin	1473
Rushing Yards: Dominique Bibben	518
Receiving Yards: Sirquon Hardy	670
Passing Touchdowns: J. Knight / D. Maupin	2
Rushing Touchdowns: C. Allen/D. Bibben/A. Lacy	3
Receiving Touchdowns: Kaleb Clay	4
Receptions: Sirquon Hardy	50
Sacks: Adam St. Clair	5
Tackles: Chau Thompson	104
Interceptions: Cody Stovall	3

2003

Passing Yards: Derek Maupin	2789
Rushing Yards: Aubrey Lacy	727
Receiving Yards: Anthony Armstrong	740
Passing Touchdowns: Derek Maupin	16
Rushing Touchdowns: Aubrey Lacy	10
Receiving Touchdowns: A. Armstrong/D. Bibben	4
Receptions: Anthony Armstrong	54
Sacks: Darrell Lewis	7
Tackles: Adam Shaw	114
Interceptions: Dominique Carter	3

2004

Passing Yards: Derek Maupin	3461
Rushing Yards: Dominique Bibben	400
Receiving Yards: Anthony Armstrong	607
Passing Touchdowns: Derek Maupin	19
Rushing Touchdowns: Dominique Bibben	2
Receiving Touchdowns: Tonae Martin	5
Receptions: Anthony Armstrong	54
Sacks: Darrell Lewis	4
Tackles: Adam Shaw	98
Interceptions: Dominique Carter	2

2005

Passing Yards: Dalton Bell	3799
Rushing Yards: Joe Harris	697
Receiving Yards: Tonae Martin	1055
Passing Touchdowns: Dalton Bell	30
Rushing Touchdowns: Joe Harris	9
Receiving Touchdowns: Tonae Martin	12
Receptions: Ramon Perry	71
Sacks: J. Granger/T. Searce	4
Tackles: Jeremy Hibbler	95
Interceptions: Keon Gaither	9

2006

Passing Yards: Dalton Bell	3998
Rushing Yards: Maurice White	756
Receiving Yards: Charly Martin	1169
Passing Touchdowns: Dalton Bell	32
Rushing Touchdowns: Dalton Bell	5
Receiving Touchdowns: Shaun Scott-Jones	11
Receptions: Ramon Perry	75
Sacks: J. Brock/T.J. Nickleberry/B. Watson/J. Williams	4
Tackles: Jared Brock	119
Interceptions: D. Hooks/D. Johnson	2

2007

Passing Yards: Keith Null	4134
Rushing Yards: Keithon Flemming	1229
Receiving Yards: Charly Martin	927
Passing Touchdowns: Keith Null	41
Rushing Touchdowns: Keithon Flemming	12
Receiving Touchdowns: Charly Martin	11
Receptions: Keithon Flemming	73
Sacks: Brandon Swain	14
Tackles: Jared Brock	96
Interceptions: Cashmin Thomas	5

2008

Passing Yards: Keith Null	5097
Rushing Yards: Keithon Flemming	756
Receiving Yards: Charly Martin	1867
Passing Touchdowns: Keith Null	48
Rushing Touchdowns: Keithon Flemming	13
Receiving Touchdowns: Charly Martin	22
Receptions: Charly Martin	95
Sacks: Eugene Sims	10
Tackles: Jared Brock	83
Interceptions: Darnell Johnson	6

2009

Passing Yards: Taylor Harris	3738
Rushing Yards: Kelvin Thompson	529
Receiving Yards: Tyson Williams	847
Passing Touchdowns: Taylor Harris	22
Rushing Touchdowns: Keithon Flemming	12
Receiving Touchdowns: Brittan Golden	10
Receptions: Tyson Williams	66
Sacks: Bryan Braman	8
Tackles: Anthony Scott	106
Interceptions: S. Baichtal/T. Evans/J. Smith	3

2010

Passing Yards: Taylor Harris	4806
Rushing Yards: Kelvin Thompson	729
Receiving Yards: Tyson Williams	1321
Passing Touchdowns: Taylor Harris	38
Rushing Touchdowns: Kelvin Thompson	7
Receiving Touchdowns: S. Burton/B. Golden	11
Receptions: Tyson Williams	96
Sacks: Shad Baichtal	10
Tackles: Tae Evans	85
Interceptions: Tae Evans	4

2011

Passing Yards: Dustin Vaughan	3316
Rushing Yards: Khiry Robinson	669
Receiving Yards: Brittan Golden	1076
Passing Touchdowns: Dustin Vaughan	25
Rushing Touchdowns: Khiry Robinson	11
Receiving Touchdowns: Brittan Golden	12
Receptions: Brittan Golden	55
Sacks: D.J. Ross	5.5
Tackles: Taylor McCuller	70
Interceptions: Caleb Randolph	5

2012

Passing Yards: Dustin Vaughan	4712
Rushing Yards: Khiry Robinson	1621
Receiving Yards: Torrence Allen	1430
Passing Touchdowns: Dustin Vaughan	45
Rushing Touchdowns: Khiry Robinson	15
Receiving Touchdowns: Torrence Allen	12
Receptions: Torrence Allen	87
Sacks: Ethan Westbrook	19.5
Tackles: Taylor McCuller	164
Interceptions: Curtis Slater	4

2013

Passing Yards: Dustin Vaughan	5401
Rushing Yards: Aaron Harris	877
Receiving Yards: Torrence Allen	1668
Passing Touchdowns: Dustin Vaughan	53
Rushing Touchdowns: Aaron Harris	11
Receiving Touchdowns: Torrence Allen	12
Receptions: Torrence Allen	123
Sacks: Ethan Westbrook	7
Tackles: Taylor McCuller	152
Interceptions: Curtis Slater	5

2014

Passing Yards: Preston Rabb	2912
Rushing Yards: Jeremy Watson	1342
Receiving Yards: Jeremy Watson	807
Passing Touchdowns: Preston Rabb	19
Rushing Touchdowns: Geremy Alridge-Mitchell	21
Receiving Touchdowns: Jeremy Watson	6
Receptions: Jeremy Watson	58
Sacks: C. James/M. Pierce-Brewster/I. Iosia	3.0
Tackles: Carter James	125
Interceptions: T. Oakley/R. DuPree	2

2015

Passing Yards: Ethan Brinkley	2157
Rushing Yards: Geremy Alridge-Mitchell	1296
Receiving Yards: Xavier Amey	775
Passing Touchdowns: Ethan Brinkley	13
Rushing Touchdowns: Geremy Alridge-Mitchell	16
Receiving Touchdowns: Xavier Amey	6
Receptions: Jarrian Rhone	50
Sacks: Iosia Iosia	6.5
Tackles: Hunter Streuling	90
Interceptions: H. Streuling/D. Merriweather	3

2016

Passing Yards: Ethan Brinkley	1816
Rushing Yards: Devon Paye	863
Receiving Yards: Junior Pome'e	482
Passing Touchdowns: Ben Arbuckle	15
Rushing Touchdowns: Devon Paye	5
Receiving Touchdowns: Junior Pome'e	9
Receptions: Devon Paye	40
Sacks: Daelin Young	6.5
Tackles: Daelin Young	78
Interceptions: D. Merriweather/R. DuPree	2

2017

Passing Yards: Justin Houghtaling	1160
Rushing Yards: Warren Witherspoon	669
Receiving Yards: Jordan Johnson	267
Passing Touchdowns: Justin Houghtaling	4
Rushing Touchdowns: Jordan Johnson	3
Receiving Touchdowns: J. Pome'e/J. Daniels	2
Receptions: Jordan Johnson	19
Sacks: Daelin Young	8.0
Tackles: Trevor Myklebust	92
Interceptions: Kevon Thomas	4

2018

Passing Yards: Justin Houghtaling	1096
Rushing Yards: Duke Carter IV	818
Receiving Yards: Semaj Mitchell	400
Passing Touchdowns: Justin Houghtaling	5
Rushing Touchdowns: Duke Carter IV	8
Receiving Touchdowns: P. Gonzales/J. Johnson	2
Receptions: Semaj Mitchell	34
Sacks: Lance Hyder	4.0
Tackles: Christopher Thomas	104
Interceptions: Tobias Harris	7

2019

Passing Yards: Nick Gerber	2016
Rushing Yards: Duke Carter IV	651
Receiving Yards: Semaj Mitchell	447
Passing Touchdowns: Nick Gerber	16
Rushing Touchdowns: N. Gerber/J. Johnson	8
Receiving Touchdowns: Semaj Mitchell	6
Receptions: Semaj Mitchell	32
Sacks: E. Collins/G. Johnson	4.5
Tackles: Hayden Dennis	118
Interceptions: Tobias Harris	4

2020 (COVID-19 PANDEMIC)

Passing Yards: Nick Gerber	1094
Rushing Yards: Khalil Harris	404
Receiving Yards: Chase Sojka	273
Passing Touchdowns: Nick Gerber	9
Rushing Touchdowns: B. Blair/J. Johnson	3
Receiving Touchdowns: Chase Sojka	3
Receptions: Kenneath Redd Jr.	15
Sacks: T. Mosley/C. Jackson	2.5
Tackles: Christopher Thomas	50
Interceptions: Collins/Dennis/Escalante/Booker-Currin	1

2021

Passing Yards: Nick Gerber	2,029
Rushing Yards: Jarrod Compton	604
Receiving Yards: Noah Bogardus	689
Passing Touchdowns: Nick Gerber	14
Rushing Touchdowns: N. Gerber/J. Johnson	6
Receiving Touchdowns: Bogardus/Stephens-Peppers	4
Receptions: Noah Bogardus	38
Sacks: Michael Smith	4.5
Tackles: JT Cavender	108
Interceptions: Tobias Harris	6

2022

Passing Yards: Nick Gerber	2,365
Rushing Yards: Jarrod Compton	566
Receiving Yards: Noah Bogardus	837
Passing Touchdowns: Nick Gerber	12
Rushing Touchdowns: Jarrod Compton	7
Receiving Touchdowns: Noah Bogardus	5
Receptions: Noah Bogardus	51
Sacks: Christopher Thomas	4.0
Tackles: Christopher Thomas	86.0
Interceptions: Preston Steszewski	5

ALL-AMERICANS

1950	Gene Mayfield	--	AP
1950	Bill Cross	--	HHF
1955	Joe Brooks	--	NFR
1956	Charles F. Sanders	1st	AP
1957	Charles F. Sanders	--	NFR
1962	Jerry Don Logan	--	NFR
1968	Eugene "Mercury" Morris	1st	SPN
		2nd	UPI
		3rd	AP
1975	Jeff Nunn	1st	AP
1977	Bo Robinson	1st	AP
1977	Reggie McElroy	2nd	AP
1977	William Fifer	2nd	AP
1979	Glen Keller	HM	AP
1979	Kevin Dennis	HM	AP
1979	Steven Hatch	HM	AP
1979	John Holt	HM	AP
1979	Elvin Keller	HM	AP
1980	Elvin Keller	3rd	AP
1985	Stan Carraway	HM	AP
1985	Todd Pearson	2nd	AP
1986	Tod Mayfield	HM	FN
		3rd	AP
1986	Stan Carraway	1st	FN
		1st	KAA
		3rd	AP
1986	Anthony Miller	3rd	AP
		HM	FN
1986	Kevin Brown	HM	AP
1986	Todd Littlejohn	HM	AP
1986	Steve McMurty	HM	AP
1986	J.R. Compton	2nd	AP
		2nd	USAA
1989	Mark Bounds	3rd	USA
1990	Mark Bounds	1st	KAA
1993	Norman White	HM	DRF
1994	Brad Bailey	1st	AP
		1st	FG
		1st	DRF
1994	Brian Hurley	1st	AFCA
		1st	AAFG
		2nd	AP
		HM	DRF
1994	Grady Benton	2nd	DRF
		3rd	FG
1994	Norman White	HM	FG
		HM	DRF
1994	Brian Christian	HM	FG
1994	Duane Joubert	HM	DRF
1995	Jon Mason	1st	AP
		1st	FG
		1st	DRF
		1st	AFQ
1997	Rebert Mack	2nd	AP
		2nd	FG
1998	Franco Glaze	2nd	FG
1999	Kareem Larrimore	1st	FG
2000	DeWayne Miles	1st	FG
		2nd	D2CCA
2002	Chaun Thompson	1st	AP
2004	Pat McCoy	1st	CSR
		1st	AP
		HM	DH
		HM	D2F
2005	PatMcCoy	1st	AFCA
		2nd	D2F
		2nd	DH
2005	Dalton Bell	HM	D2F
		HM	DH
2005	Tonae Martin	HM	D2F
2005	Dejuan Skinner	HM	D2F
2005	Keon Gaither	1st	DH
2006	Jared Brock	1st	AP
		1st	D2CCA
		3rd	DH
		HM	D2F
2006	Charly Martin	2nd	D2CCA
		2nd	DH
		HM	D2F
2006	Dalton Bell	HM	DH
2007	Jared Brock	2nd	AP
		2nd	D2F
		3rd	DH
2007	Keithon Flemming	HM	DH
2007	Kolo Kapanui	1st	AP
		1st	D2CCA
		2nd	D2F
		HM	DH

2007	Charly Martin	HM	D2F
2007	Brandon Swain	1st	AP
		1st	AFCA
		1st	DH
		1st	D2F
2007	Cashmin Thomas	HM	DH
2008	Jared Brock	1st	AP
		1st	AFCA
		1st	DH
		1st	D2F
2008	Charly Martin	1st	AP
		1st	D2CCA
		1st	DH
		1st	D2F
2008	Keith Null	HM	DH
		HM	D2F
2008	J'Marcus Webb	1st	D2F
		3rd	DH
2009	Tae Evans	3rd	DH
2009	Eugene Sims	1st	AFCA
		1st	DH
		2nd	D2F
2009	Broderick Marshall	3rd	DH
2009	J'Marcus Webb	1st	D2F
		2nd	D2CCA
		3rd	DH
2010	Shad Baichtal	3rd	DH
2010	Stephen Burton	HM	D2F
2010	Tae Evans	2nd	DH
		2nd	D2F
2010	Tyson Williams	3rd	DH
2012	Sergio Castillo	1st	D2CCA
		1st	AP
		1st	BSN
		HM	D2F
2012	Manase Foketi	1st	D2CCA
		1st	AP
		1st	D2F
		1st	BSN
		--	AFCA
2012	Tyrell Higgins	3rd	BSN
2012	Khiry Robinson	2nd	D2F
		2nd	BSN
2012	Dustin Vaughan	2nd	D2F
		3rd	BSN
2012	Ethan Westbrook	1st	D2CCA
		1st	AP
		1st	D2F
		1st	BSN
2013	Torrence Allen	1st	D2CCA
		1st	BSN
2013	Sergio Castillo	1st	D2CCA
		1st	BSN
2013	Terrance Harris	2nd	D2CCA
2013	Taylor McCuller	1st	D2CCA
		1st	BSN
		3rd	AP
2013	Curtis Slater	1st	BSN
		2nd	D2CCA
2013	Kevin VanVorvis	1st	BSN
2013	Dustin Vaughan	--	AFCA
		1st	D2CCA
		1st	BSN
2013	Craig Watts	1st	D2CCA
		1st	BSN
		3rd	AP
2013	Ethan Westbrook	2nd	AP
2014	Conner Hollabaugh	2nd	D2CCA
		HM	D2F
2014	Jeremy Alridge-Mitchell	HM	D2F
		HM	DH
2014	Torian Oakley	3rd	BSN
2015	Felipe Parra	3rd	DH
		HM	D2F
2015	Alex Tucci	2nd	DH
2015	Jeremy Alridge-Mitchell	2nd	DH
2018	John Cummings	2nd	D2CCA
2019	Tobias Harris	1st	AFCA
		2nd	AP
		HM	D2F
2021	Tobias Harris	1st	AFCA

AP- Association Press, HHF - Helms Hall of Fame, NFR - Williamson National Football Rating System, SPN - Sporting News, FN - Football News, USAA - U.S. Achievement Academy, USA - USA Today, KAA - Kodak All-American, DRF - Dr. C.M. Frank, AFCA - American Football Coaches Association, AAFG - All-American Football Gazette, AFQ - American Football Quarterly, D2CCA - Division II Conference Commissioners Association, DH- Don Hansen, D2F, D2Football.com, CSR - CollegeSportsReport.com, BSN - Beyon Sports Network

D2CCA DEFENSIVE PLAYER OF THE YEAR

2012 Ethan Wesbrooks

REGIONAL COACH OF THE YEAR

2012 Don Carthel

HARLON HILL VOTING

1994 Grady Benton (5th)
2012 Dustin Vaughan (Finalist)
2013 Dustin Vaughan (2nd)

ACADEMIC HONORS - COSIDA/CSCA

1983 Barry Johnson
1993 Darren Hofferichter
1993 Michael Moore
1994 Brad Bailey
1995 Jon Mason
1997 Rebert Mack
1998 Bret Leathers
2003 Chad Kennedy
2004 Chad Kennedy
2007 Jared Brock
2007 Charly Martin
2007 Keith Null
2007 Kolt Kittley
2007 Matt Manley
2008 Jared Brock
2008 Charly Martin
2008 Keith Null
2012 John McSheffery
2012 Aaron Mullane
2012 Nathan Slaughter
2012 Dustin Vaughan
2013 John McSheffery
2013 Nathan Slaughter
2013 Dustin Vaughan
2016 Dillon Vaughan
2017 Dillon Vaughan
2018 John Cummings
2019 Brandon Blair
2021 Brandon Blair
2022 Nick Gerber
2022 Noah Bogardus

COSIDA ACADEMIC PLAYER OF THE YEAR

2012 Dustin Vaughan

NCAA POST-GRADUATE SCHOLARSHIPS

1974 Ben Bentley
1982 Kevin Erick Dennis
2012 Aaron Mullane
2013 Dustin Vaughan



ALL-CONFERENCE

Missouri Valley Conference (1971-1985)

1971	Billy Pritchett	FB
1972	Gary Fennel	OT
1973	Gary Fennel	OT
1974	Alton Cranford	C
	Bruce Davis	LB
	Tracey Dickson	WR
	Floyd Jones	DT
	Rick Mordecai	DB
	Merced Solis	TE
1975	John Ayers	DT
	John Jacobi	OT
	Michael Delson	DB
	Jeff Lloyd	OT
	Jeff Nunn	LB
1976	William Fifer	OT
	Robert Mayberry	RB
	Tommy Mills	DB
	Jeff Nunn	LB
	Bo Robinson	FB
1977	William Fifer	OT
	George Henning	DE
	Curtis Lofton	DB
	Bo Robinson	FB
	Larry Spears	LB
1978	Carl Birdsong	P
	Curtis Lofton	DB
	Bo Robinson	FB
1979	Milton Baker	TE
	Kevin Dennis	OG
	Steve Hatch	OG
	John Holt	DB
	Elvin Keller	DT
	Glen Keller	C
1980	Elvin Keller	DT
	Larry Martin	P
	Mike Nelson	DE
1981	Elvin Keller	DT
	Reggie McElroy	OT
1982	Curtis Bennett	WR
	Mark Manley	TE
1983	David Wood	P
	Willard Goff	DT
1984	David Wood	WR
	Willard Goff	DT
	Norman Bell	LB
	Kevin Brown	P
1985	Stan Carraway	WR
	Anthony Miller	LB
	Todd Littlejohn	DB
	Kevin Ludwig	DB
	Tony Alexander	WR
	Lou Serrano	OG
	James Morton	RB

ALL-CONFERENCE

Lone Star Conference (1986-Present)

1986	Tod Mayfield	QB	1st
	Stan Carraway	WR	1st
	Steve McMurtry	OT	1st
	Anthony Miller	LB	1st
	Todd Littlejohn	DB	1st
	Kevin Brown	P	1st
	J.R. Compton	RB	2nd
	Votie Patterson	WR	2nd
	Kyle Carter	K	2nd
	Blake Garnard	DB	2nd
	Joe Davis	RB	HM
	Mark Brand	OG	HM
	Lou Serrano	OG	HM
	Damon Hogan	C	HM
	Joe Yankovich	LB	HM
1987	Chris Anderson	OT	1st
	Alondra Johnson	LB	1st
	Robert Johnson	DB	1st
	Newt Harrell	OG	2nd
	J.R. Compton	RB	2nd
	Sean Frederiksen	P	2nd
	David Newman	DL	2nd
	Damon Hogan	C	HM
	Herman West	TE	HM
	Michael Washington	WR	HM
	Maurice Hobson	DL	HM
	Cleve Maartman	LB	HM
1988	Rich Stephens	WR	2nd
	Herman West	TE	2nd
	Maurice Hobson	DL	2nd
	Doak Taylor	QB	HM
1989	Chris Christian	TE	2nd
	Mark Bounds	P	2nd
	Keith Miller	WR	HM

	Johnny Turner	DL	HM
	Cedric Buckley	LB	HM
	Ray Collier	DB	HM
	Andy Gowell	DB	HM
1990	Keith Miller	WR	1st
	Mark Bounds	P	1st
	Maurice Hobson	DL	2nd
	Cedric Buckley	LB	HM
1995	Grady Benton	QB	HM
	Carlos Artis	WR	HM
	Duane Joubert	WR	HM
	Norman White	RB	HM
	Brian Hurley	OT	HM
	Chuck Jordan	C	HM
	William Thomas	DL	HM
	Devron Williams	DL	HM
	Brian Christian	LB	HM
	Joe Calhoun	DB	HM
1996	Devron Williams	DL	1st
	Rebert Mack	DB	1st
	Nate Sanchez	OT	HM
	William Thomas	DL	HM
	Caleb Holt	DL	HM
	Tony Freeman	LB	HM
	Rodney McCurry	DB	HM
	Clifford Douglas	DB	HM
1997	DeWayne Miles	RB	1st
	Michael Becker	K	1st
	Robert Mack	DB	1st
	Kory Jones	WR	2nd
	Jamaal Kizziee	OT	2nd
	Franco Glaze	DL	2nd
	Kevin Francis	LB	2nd
	Richard Rowe	WR	HM
	Sterling Bowman	C	HM
	Prentice Taylor	DB	HM
1998	DeWayne Miles	RB	1st
	Franco Glaze	DL	1st
	Randy Chappel	DB	1st
	Kareem Larrimore	DB	1st
	Antonio Harrison	WR	2nd
	Patrick Strambler	RB	2nd
	Jason Gamble	OG	2nd
	Chris Brown	OT	2nd
	Kyle Duncan	K	2nd
	Germaine Gaspard	LB	2nd
	Gary Thomas	QB	HM
	B.J. Carlton	TE	HM
	Marcus Holmes	C	HM
	Eric Rosette	DL	HM
	Kevin Francis	LB	HM
	Brian Humphrey	DB	HM
	Bret Leathers	P	HM
1999	Kareem Larrimore	DB	1st
	Kevin Brinkley	P	1st
	DeWayne Miles	RB	2nd
	Justin Schantz	TE	2nd
	Richard Bailey	OG	2nd
	Brian Thompson	DL	HM
	Chau Thompson	LB	HM
	Otis Griffin	DB	HM
2000	DeWayne Miles	RB	1st
	Richard Bailey	OG	1st
	Ray Taupule	OT	1st
	Ray Ross	DB	1st
	Will Goodloe	DL	2nd
	Kevin Brinkley	P	2nd
	Patrick Strambler	RB	HM
	Mario King	WR	HM
	Terrence Meeds	DB	HM
2001	Ian Miller	FB	2nd
	Chau Thompson	LB	2nd
	LaJuan Edwards	DB	2nd
	Kevin Brinley	P	2nd
	David Uigalelei	OT	HM
	Adam St. Clair	LB	HM
	Ricko Aguirre	DL	HM
	Will Goodloe	DL	HM
	Kaleb Clay	TE	HM
	Sirquon Hardy	WR	HM
	Nick Pasquale	WR	HM
	Donte Clay	RB	HM
2002	Chau Thompson	LB	1st
	Dennis Sarine	C	HM
	Sirquon Hardy	WR	HM
	Dominique Bibben	FB	HM
	Charlie Langston	DL	HM
2003	Dominique Bibben	FB	1st
	Anthony Armstrong	WR	1st
	Pat Lindsey	TE	1st
	Dominique Carter	DB	1st
	Phillip Gomez	OT	2nd
	Adam Shaw	LB	2nd
	Chad Kennedy	P	2nd
	Derek Maupin	QB	HM

	Aubrey Lacy	RB	HM
	Cheyenne Smith	WR	HM
	Darrell Lewis	DL	HM
	Adam St. Clair	LB	HM
	Chad Webster	LB	HM
2004	Derek Maupin	QB	1st
	Pat McCoy	OT	1st
	Dominique Bibben	FB	2nd
	Anthony Armstrong	WR	2nd
	Tonae Martin	WR	2nd
	Adam Shaw	LB	2nd
	Dominique Carter	DB	2nd
	Nick Ashley	C	HM
2005	Tonae Martin	WR	1st
	Dejuan Skinner	OG	1st
	Patrick McCoy	OT	1st
	Dalton Bell	QB	2nd
	Ramon Perry	WR	2nd
	Max Steward	LB	2nd
	Keon Gaither	DB	2nd
	Joe Harris	RB	HM
	Jonathan Lockett	TE	HM
	Nick Ashley	C	HM
	Jacob Felton	K	HM
	Darrell Lewis	DL	HM
2006	Charly Martin	WR	1st
	Jason Jones	RS	1st
	Steve Allen	ILB	1st
	Jared Brock	OLB	1st
	Cort Johnson	P	1st
	Dalton Bell	QB	2nd
	Maurice White	RB	2nd
	Shaun-Scott Jones	WR	2nd
	Kolo Kapanui	TE	2nd
	Nick Ashley	C	2nd
	Anthony Searce	DT	2nd
	Darnell Johnson	S	2nd
	Ramon Perry	WR	HM
	Jonathan Granger	DE	HM
	Don Hooks	CB	HM
2007	Keithon Flemming	RB	1st
	Charly Martin	WR	1st
	Kolo Kapanui	TE	1st
	Brandon Swain	DE	1st
	Jared Brock	OLB	1st
	Cashmin Thomas	CB	1st
	Bret Jones	S	1st
	Patrick Schwenke	OG	2nd
	Ryan Glenday	C	2nd
	Jon Roberts	K	2nd
	Eddison Roberston	DT	2nd
	Steve Allen	ILB	2nd
	Eldon Grimsliid	OLB	2nd
	Arseel Shakoor	CB	2nd
	Darnell Johnson	S	2nd
	Dan Sherwood	OT	HM
	AJ Ruffins	WR	HM
	Keith Null	QB	HM
	Wayne McKnight	FB	HM
2008	Charly Martin	WR	1st
	J'Marcus Webb	OT	1st
	Broderick Marshall	DT	1st
	Jared Brock	OLB	1st
	Bralon Davis	CB	1st
	Darnell Johnson	S	1st
	Keith Null	QB	2nd
	Keithon Flemming	RB	2nd
	Seth Hayden	WR	2nd
	Devo Dorsey	OG	2nd
	Tommy Crowley	C	2nd
	James Chandler	K	2nd
	Wayne McKnight	RS	2nd
	Eugene Sims	DE	2nd
	Eldon Grimsliid	ILB	2nd
	Curtis Jefferson	S	2nd
	Cort Johnson	P	2nd
	Carl Johnson	TE	HM
	T.J. Nickelberry	DT	HM
	Barndon Swain	DE	HM
2009	Keithon Flemming	RB	1st
	J'Marcus Webb	OT	1st
	Broderick Marshall	DT	1st
	Eugene Sims	DE	1st
	Bryan Braman	OLB	1st
	Tae Evans	CB	1st
	Curtis Jefferson	S	1st
	Jon Ioane	OG	2nd
	James Chandler	K	2nd
	Taylor Harris	QB	HM
	Anthony Scott	ILB	HM
	Jordan Smith	S	HM
2010	Kelvin Thompson	RB	1st
	Stephen Burton	WR	1st
	Tyson Williams	WR	1st
	Sergio Castillo	K	1st

	Kyle Thomas	DE	1st
	Shad Baichtol	OLB	1st
	Tae Evans	CB	1st
	Caleb Randolph	CB	1st
	Curtis Jefferson	S	1st
	Dan Sherwood	DS	1st
	Brittan Golden	WR	2nd
	Hector Rodriguez	C	2nd
	Dishon Robertson	DT	2nd
	Kyle Voss	DT	2nd
	Jordan Smith	S	2nd
	Taylor Harris	QB	HM
	Isaiah Lewis	OG	HM
	Dan Sherwood	OT	HM
	Tommy Hampton	RS	HM
	Rashad Sanders	DE	HM
	Kevin McCluskey	OLB	HM
2011	Brittan Golden	WR	1st
	Hector Rodriguez	C	1st
	Sergio Castillo	K	1st
	Dishon Roberston	DT	1st
	Tyrell Higgins	DT	1st
	Caleb Randolph	CB	1st
	Curtis Jefferson	S	1st
	Kevin VanVorvis	P	1st
	Aaron Mullane	OG	2nd
	Anthony Scott	ILB	2nd
	Kevin McCluskey	OLB	2nd
	Aaron Wampler	DS	2nd
	Dustin Vaughan	QB	HM
	Lance Ratliff	WR	HM
	Nathan Slaughter	WR	HM
	Craig Watts	OG	HM
	Tonny Hampton	RS	HM
	Sim Kuli	DE	HM
	Maurice Caldwell	CB	HM
	Jordan Smith	S	HM
2012	Aaron Mullane	OG	1st
	Manase Foketi	OT	1st
	Torrence Allen	WR	1st
	Dustin Vaughan	QB	1st
	Khiry Robinson	RB	1st
	Sergio Castillo	K	1st
	Khiry Robinson	RS	1st
	Tyrell Higgins	DT	1st
	Ethan Westbrooks	DE	1st
	Curtis Slater	S	1st
	Craig Watts	OG	2nd
	Casey O'Conner	C	2nd
	Lance Ratliff	WR	2nd
	Bryan Johnson	DE	2nd
	Taylor Mcculler	ILB	2nd
	Torian Oakley	CB	2nd
	Ramon Lopez	DS	2nd
	Patrick Ward	OT	HM
	Trevor Hammergren	TE	HM
	Nathan Slaughter	WR	HM
	Aaron Wampler	DT	HM
	Kyle Voss	ILB	HM
	Chris Olson	OLB	HM
	Dwight Morrison	CB	HM
	Jordan Smith	S	HM
	Kevin VanVorvis	P	HM
2013	Craig Watts	OG	1st
	Terrence Harris	OT	1st
	Torrence Allen	WR	1st
	Anthony Johnson	WR	1st
	Dustin Vaughan	QB	1st
	Sergio Castillo	K	1st
	Nathan Slaughter	RS	1st
	Ethan Westbrooks	DE	1st
	Taylor McCuller	ILB	1st
	Bryan Johnson	OLB	1st
	Curtis Slater	S	1st
	Kevin VanVorvis	P	1st
	Ramon Lopez	DS	1st
	Aaron Harris	RB	2nd
	Alex Tucci	DT	2nd
	Kyle Voss	ILB	2nd
	Jace Jackson	TE	HM
	LaPear Wilrich	DT	HM
	Patrick Youngman	OLB	HM
	Torian Oakley	CB	HM
	John McSheffery	S	HM
2014	Arthur Fatu	OG	1st
	Stan Hasiak	OT	1st
	Jeremy Watson	WR	1st
	Jeremy Alridge-Mitchell	RB	1st
	Marcus Pierce-Brewster	OLB	1st
	Torian Oakley	CB	1st
	Ethan Morriss	S	1st
	Alex Mitchell	OG	2nd
	Austin Carson	C	2nd
	Connor Hollabaugh	K	2nd
	Alex Tucci	DT	2nd

	Carter James	ILB	2nd
	Patric Youngman	ILB	2nd
	LaPear Willich	DT	HM
	Iosia Iosia	DE	HM
	Elliot Moore	P	HM
	Josh Beal	DS	HM
2015	Jeremy Alridge-Mitchell	RB	1st
	Alex Tucci	DT	1st
	John Sheehy	OLB	1st
	Hunter Streuling	S	1st
	Felipe Parra	P	1st
	Austin Carson	C	2nd
	Xavier Amey	WR	2nd
	Jarrian Rhone	RS	2nd
	Iosia Iosia	DE	2nd
	RaShawn DuPree	CB	2nd
	Davontae Merriweather	S	2nd
	Conner Hollabaugh	K	HM
	LaPear Willich	DT	HM
	Jacob Laguna	DT	HM
	Trevor Myklebust	ILB	HM
	Carter James	ILB	HM
	Tevin Creeks	CB	HM
	Ethan Morriss	S	HM
	Josh Beal	DS	HM
2016	LA Dawson	CB	1st
	Davontae Merriweather	S	1st
	Austin Carson	C	2nd
	Junior Pomee	WR	2nd
	Devon Paye	RB	2nd
	Daelin Young	DE	2nd
	Travis Vornkahl	OT	HM
	Conner Hollabaugh	K	HM
	PJ Leonce	WR	HM
	Gerred Johnson	DT	HM
	Solomon Perdue	DT	HM
	Alex Olson	ILB	HM
	Hayden Dennis	ILB	HM
	Austin Williams	OLB	HM
	John Cummings	P	HM
	Chazz Slatinsky	S	HM
2017	Jordan Johnson	FB	1st
	John Cummings	P	1st
	Alex Schrag	K	2nd
	Daelin Young	OLB	2nd
	Dillon Vaughan	OT	HM
	Travis Vornkahl	OT	HM
	Lance Hyder	DE	HM
	Solomon Perdue	DT	HM
2018	John Cummings	P	1st
	Duke Carter IV	RB	2nd
	Travis Vornkahl	OT	2nd
	Eric Collins	OLB	2nd
	Tobias Harris	DB	HM
	Tobias Harris	RS	HM
	Gerred Johnson	DE	HM
	Semaj Mitchell	WR	HM
	Lance Hyder	DE	HM
2019	Jordan Johnson	TE	1st
	Gerred Johnson	DE	1st
	Eric Collins	LB	1st
	Frank Honang	LB	1st
	Brock Gerlich	DS	1st
	Parker Hanna	OL	2nd
	Tobias Harris	RS	2nd
	Tobias Harris	DB	2nd
	Duke Carter IV	RB	HM
	Hayden Dennis	LB	HM
2021	JT Cavender	LB	1st
	Eric Collins	LB	1st
	Tobias Harris	DB	1st
	Jacobi Lott	OL	1st
	Noah Bogardus	WR	2nd
	Jarrod Compton	RB	2nd
	Satched Elcalante	DB	2nd
	Jordan Johnson	TE	2nd
	Jeremie Karngbaye	TE	2nd
	Zane Madison	OL	2nd
	Adam Alcorta	OL	HM
	Nick Gerber	QB	HS
	Parker Hanna	OL	HM
	Hesston Marshall	ATH	HM
	Xavier Rivera	DL	HM
	Chris Thomas	LB	HM
2022	Noah Bogardus	WR	1st
	Adam Alcorta	OL	2nd
	Shakell Brown	TE	2nd
	Chris Thomas	LB	2nd
	Zane Madison	OL	HM
	Nick Gerber	QB	HM
	Gage Urias	K	HM
	Antonio Iwuagwu	DL	HM
	Cole Oster	LB	HM
	Ty Dillon	DB	HM
	Preston Steszewski	DB	HM
	Ahlee Yart	P	HM

FRESHMAN OF THE YEAR

1988	Rich Stephens
1997	DeWayne Miles
2007	Keithon Flemming
2013	Patric Youngman
2014	Carter James
2018	Tobias Harris
2021	JT Cavender

OFFENSIVE PLAYER OF THE YEAR

1977*	Bo Robinson
2012	Dustin Vaughan
2013	Dustin Vaughan

DEFENSIVE PLAYER OF THE YEAR

1977*	George Henning
2012	Ethan Westbrooks

NEWCOMER OF THE YEAR

1972*	Cole Fraley
1975*	Anthony Dugan
1981*	Victor McGhee

OFFENSIVE BACK OF THE YEAR

1986	Tod Mayfield
2012	Khiry Robinson

WIDE RECEIVER OF THE YEAR

2003	Anthony Armstrong
2008	Charly Martin
2012	Torrence Allen

OFFENSIVE LINEMAN OF THE YEAR

2004	Pat McCoy
2013	Craig Watts

DEFENSIVE LINEMAN OF THE YEAR

2007	Brandon Swain
------	---------------

LINEBACKER OF THE YEAR

2002	Chaun Thompson
2008	Jared Brock
2013	Taylor McCuller
2021	JT Cavender

DEFENSIVE BACK OF THE YEAR

2010	Tae Evans
2013	Curtis Slater
2014	Torian Oakley

COACH OF THE YEAR

1977*	Bill Yung
1979*	Bill Yung
1985*	Bill Kelly
1986	Bill Kelly

* Missouri Valley Conference

LSC ALL-ACADEMIC

	Rick Leach
	John Ayers
	Jared Hammett
	Charlie Langston
	Kent Riker
	Derek Turner
	Rick Leach
	Anthony May
	Chad Kennedy
	Bret Goad
	Jared Hammett
	Charlie Langston
	Kent Riker
	Adam Shaw
	Chad Kennedy
	Derek Maupin
	Anthony May
	Adam Shaw
	Chris Snapp
	Thomas Roberts
	Chad Kennedy
	Derek Maupin
	Adam Shaw
	Nick Ashley
	Jared Brock
	Charly Martin
	Nick Ashley
	Keith Null
	Kolt Kittley
	Jared Brock
	Charly Martin
	Mark Ford
	Charly Martin
	Keith Null
	Jared Brock
	Dustin Vaughan
	Aaron Mullane
	Dustin Vaughan
	Nathan Slaughter
	Aaron Mullane
	Aaron Wampler
	Dustin Vaughan
	John McSheffery
	Chris Olson
	Preston Rabb
	Word Hudson
	Garrett Neuman
	Garrett Neuman
	Dillon Vaughan
	Dillon Vaughan
	Michael Whitfield
	John Cummings
	Michael Whitfield
	Brandon Blair
	Noah Bogardus
	Nick Gerber
	Preston Steszewski

ACADEMIC PLAYER OF THE YEAR

2007	Keith Null
2008	Charly Martin
2012	Dustin Vaughan
2013	Dustin Vaughan
2017	Dillon Vaughan
2021	Brandon Blair

SCHOLAR ATHLETE OF THE YEAR

2012	Dustin Vaughan
2013	Dustin Vaughan



	AT WT	TEAM(S)
George Allen	1964-65	Houston Oilers
Torrence Allen	2010-13	San Diego Chargers
Geremy Alridge-Mitchell	2012-15	New Orleans Saints
Marc Andrews	1966-67	San Diego Chargers
Ralph Anderson	1968-70	Pittsburgh Steelers New England Patriots
Ray Armentrout	1964-65	Edmonton Eskimos*
Anthony Armstrong	2001-04	Miami Dolphins Washington Redskins Jacksonville Jaguars Cleveland Browns
John Ayers	1973-75	Denver Broncos San Francisco 49ers
Dag Azam	1967-69	Los Angeles Rams
Milton Baker	1978-81	Washington Redskins
Dalton Bell	2003-06	Green Bay Packers Seattle Seahawks Carolina Panthers Toronto Argonauts*
Carl Birdsong	1977-78	St. Louis Rams
Cloyce Box	1946-48	Detroit Lions
Bill Bradley	1960-61	San Diego Chargers
Bryan Braman	2009	Houston Texans Philadelphia Eagles
Larry Brazon	1967-68	New York Giants
Carl Brown	1971-73	Kansas City Chiefs
Kevin Brown	1983-86	Chicago Bears
Ray Brown	1968-70	Atlanta Falcons
Willie Brown	1967-68	Washington Redskins
Tom Brownfield	1972-73	Miami Dolphins
Stephen Burton	2009-10	Minnesota Vikings Jacksonville Jaguars
Jimmy Campbell	1965-67	San Diego Chargers
Sergio Castillo	2010-13	Atlanta Falcons Winnipeg Blue Bombers* Ottawa Redblacks* Hamilton Tiger-Cats* BC Lions* New York Jets Edmonton Elks
Tommy Coffey	1956-58	Edmonton Eskimos*
J.R. Compton	1987-88	New York Giants
Bill Cross	1947-50	Chicago Cardinals
Tracy Dickson	1972-74	Dallas Cowboys
A.Z. Drones	1967-68	Los Angeles Rams
Bobby Cuncum	1964-66	Los Angeles Rams
Jerry Epps	1959	Edmonton Eskimos*
William Fifer	1973-77	Detroit Lions
Gary Finell	1972-74	San Diego Chargers
Manase Foketi	2012	Denver Broncos Buffalo Bills New Orleans Saints
Terry Funk	1964-66	Kansas City Chiefs
Dave Gasser	1965-66	Edmonton Eskimos*
Franco Glaze	1997-98	Calgary Stampeders*
Willard Goff	1983-84	Atlanta Falcons
Frank Goodish	1967	Toronto Argonauts* Washington Redskins
Brittan Golden	2007-11	Chicago Bears Jacksonville Jaguars Arizona Cardinals New York Giants
Percy Green	1965-66	Detroit Lions
Robin Ham	1980-82	Cleveland Browns
Stan Hansen	1968-70	Baltimore Ravens
Newt Harrell	1988-89	Los Angeles Raiders
Antonio Harrison	1988-89	San Francisco 49ers
Steve Haterius	1965-67	Toronto Argonauts
Floyd Headen	2006-07	Tampa Bay Buccaneers
Carl Heiman	1967-68	BC Lions*
Darryl Hemphill	1978-81	Denver Broncos
Ed Holwig	1970-71	BC Lions*
John Holt	1977-80	Indianapolis Colts Tampa Bay Buccaneers
Mike Hrnrcir	1970-71	BC Lions*
Iosia Iosia	2014-15	Tennessee Titans Arizona Cardinals Denver Broncos
John Jacobi	1973-75	Philadelphia Eagles
Alonda Johnson	1986-87	BC Lions* Calgary Stampeders*
Bryan Johnson	2012-13	Buffalo Bills
Cort Johnson	2006-08	San Diego Chargers
Bryon Jones	1967-68	New York Giants
Floyd Jones	1974-75	Edmonton Eskimos*
Duane Joubert	1992-95	Calgary Stampeders*
Kolo Kapanui	2006-07	Cleveland Browns
Glen Keller	1976-79	Atlanta Falcons
Bob Kelley	1950-51	Philadelphia Eagles
Mershel Kelson	1974-75	Tampa Bay Buccaneers
Tom Krempasky	1964-66	New York Giants
Doug Kriewald	1964-66	Chicago Bears
Kareem Larrimore	1998-99	Dallas Cowboys
Jeff Lloyd	1973-75	Seattle Seahawks
Jerry Logan	1960-62	Baltimore Colts

	AT WT	TEAM(S)
Robert Mack	1995-97	Baltimore Ravens
Tanner Marsh	2008-11	Montreal Alouettes*
Charly Martin	2004-08	Seattle Seahawks Carolina Panthers San Diego Chargers San Francisco 49ers Jacksonville Jaguars
Ray McCowan	1958-60	Pittsburgh Steelers
Pat McCoy	2004-05	Atlanta Falcons Philadelphia Eagles
Taylor McCuller	2010-13	New England Patriots
Reggie McElroy	1978-82	New York Jets
Bill McKinney	1969-71	Kansas City Chiefs
DeWayne Miles	1997-00	Detroit Lions Minnesota Vikings
Rick Mordecai	1973-74	Green Bay Packers
James Morton	1986-88	Tampa Bay Buccaneers
Eugene "Mercury" Morris	1966-68	Miami Dolphins
Allen Mullins	1972-74	Dallas Cowboys
Russell Mundy	1962-64	Houston Oilers
Don Nava	1973-74	Kansas City Chiefs
Keith Null	2005-08	St. Louis Rams Jacksonville Jaguars Carolina Panthers
Albie Owens	1966-68	Houston Oilers New York Jets
Votie Patterson	1985-87	Chicago Bears
Pete Pedro	1961-63	New England Patriots
Jim Perry	1963	Minnesota Vikings
Bob Petrich	1961-62	San Diego Chargers
Markus Pierce-Brewster	2014	New Orleans Saints
Jesse Powell	1966-68	Miami Dolphins
Billy Pritchett	1971-73	Cleveland Browns
Chris Olson	2009-13	BC Lions*
Roland Reichardt	1968-69	Los Angeles Rams
Jerry Richardson	1961-63	San Francisco 49ers
Bo Robinson	1975-78	Detroit Lions
Khiry Robinson	2011-12	New Orleans Saints New York Jets Toronto Argonauts*
Pat Schwenke	2005-07	Tampa Bay Buccaneers
Eugene Sims	2008-09	St Louis/Los Angeles Rams
Dejuan Skinner	2004-05	Philadelphia Eagles
Nathan Slaughter	2010-13	Houston Texans Jacksonville Jaguars Arizona Cardinals
Merced Solis	1972-74	Kansas City Chiefs BC Lions*
Dick Stamier	1965	Hamilton Tiger-Cats*
Dave Szymakowski	1965-67	New Orleans Saints
Ray Taupule	1999-00	Detroit Lions
Duane Thomas	1967-68	Dallas Cowboys
Chaun Thompson	1998-02	Cleveland Browns Houston Texas Baltimore Colts
Olan Thompson	1968-70	Baltimore Colts
Ralph Thompson	1969-70	New Orleans Saints
Rocky Thompson	1968-71	New York Giants
Frank Thrasher	1960-61	Calgary Stampeders*
Bill Uzzolino	1964-65	Hamilton Tiger-Cats*
John Varnell	1960-62	Houston Oilers
Dustin Vaughan	2010-13	Dallas Cowboys Pittsburgh Steelers Baltimore Ravens
Travis Vorkkahl	2015-18	Saskatchewan Roughriders* Cleveland Browns Washington Redskins Indianapolis Colts Hamilton Tiger-Cats*
Butch Waltersheid	1963-66	Washington Redskins
Curley Watters	1966-68	Denver Broncos
Craig Watts	2010-13	San Diego Chargers New York Jets Chicago Bears
J'Marcus Webb	2008-09	Minnesota Vikings Kansas City Chiefs Oakland Raiders Seattle Seahawks Indianapolis Colts Miami Dolphins
Earl West	1962-64	St. Louis Rams
Ethan Westbrook	2012-13	St. Louis/Los Angeles Rams Oakland Raiders San Francisco 49ers
Ted Wheeler	1964-66	St. Louis Rams
Devron Williams	1995-96	Tennessee Titans
Bruce Womak	1947-50	Detroit Lions
Burl Wood	1965-66	New England Patriots
David Wood	1965-66	New England Patriots
Earl Wood	1965-66	Saskatchewan Roughriders*
Mike Zuffuto	1966-67	San Diego Chargers

BOLD indicates active players in NFL/CFL as of August 2, 2022

*Canadian Football League (CFL)

2005 NCAA FIRST ROUND
 Nov. 19, 2005 – Canyon, Texas

#23 Pittsburg State 7 14 7 13 = 41
 #7 West Texas A&M 0 3 0 0 = 3

PITT - Race 1-yard run (Alleman kick)
 PITT - Barta 4-yard pass from Majors (Alleman kick)
 PITT - Majors 5-yard run (Alleman kick)
 WT - Felton 43-yard field goal
 PITT - Bean 1-yard run (Alleman kick)
 PITT - Alleman 20-yard field goal
 PITT - Majors 3-yard run (Alleman kick)
 PITT - Alleman 31-yard field goal
Attendance: 8,510

2006 NCAA FIRST ROUND
 Nov. 18, 2006 – Canyon, Texas

#22 Abilene Christian 3 3 14 0 0 = 27
 #7 West Texas A&M 0 0 6 21 3 = 30

ACU - Adams 26-yard field goal
 ACU - Adams 20-yard field goal
 ACU - Brock 15-yard pass from Malone (Adams kick)
 WT - Martin 25-yard pass from Bell (Roberts kick failed)
 ACU - Manning 31-yard pass from Malone (Adams kick)
 WT - Bell 1-yard run (failed conversion)
 ACU - Minner 76-yard run (Adams kick)
 WT - Martin 13-yard pass from Bell (Martin pass from Bell)
 WT - Perry 50-yard pass from Bell (Roberts kick)
 WT - Roberts 20-yard field goal
Attendance: 4,448

2006 NCAA SECOND ROUND
 Nov. 25, 2006 – Chadron, Neb.

#9 West Texas A&M 14 3 0 0 = 17
 #7 Chadron State 7 5 17 14 = 43

WT - Scott-Jones 2-yard pass from Bell (Roberts kick)
 CSC - Woodhead 22-yard run (Atter kick)
 WT - Martin 2-yard pass from Bell (Roberts kick)
 WT - Roberts 29-yard field goal
 CSC - Atter 35-yard field goal
 CSC - Team safety
 CSC - Woodhead 8-yard pass from Hidrogo (Atter kick)
 CSC - Woodhead 8-yard run (Atter kick)
 CSC - Atter 35-yard field goal
 CSC - Woodhead 2-yard run (Atter kick)
 CSC - Schommer 11-yard run (Atter kick)
Attendance: 5,000

2007 NCAA FIRST ROUND
 Nov. 17, 2007 – Canyon, Texas

#25 Washburn 7 7 15 10 = 39
 #4 West Texas A&M 0 0 28 12 = 40

WU - Butler 1-yard run (Knight kick)
 WU - Lebhan 19-yard pass from Brill (Knight kick)
 WT - Roberts 33-yard field goal
 WU - Cole 26-yard pass from Brill (Knight kick)
 WT - Vickers 30-yard pass from Null (Kapanui rush failed)
 WT - Vickers 79-yard pass from Null (Roberts kick blocked)
 WU - Mosley 30-yard run (Walker pass from Wilhoite)
 WT - Johnson 10-yard pass from Null (Roberts kick)
 WT - Clark 31-yard pass from Null (Roberts kick blocked)
 WU - Wilhoite 27-yard INT return (Knight kick)
 WT - Vickers 13-yard pass from Null (Null pass INT)
 WU - O'Neal 36-yard field goal
 WT - Kapanui 3-yard pass from Null (Null pass failed)
Attendance: 8,823

2007 NCAA SECOND ROUND
 Nov. 24, 2007 – Maryville, Mo.

#4 West Texas A&M 7 14 0 7 = 28
 #5 Northwest Missouri 21 14 14 7 = 56

NWMSU - Wright 29-yard pass from Osborn (Frevort kick)
 NWMSU - Omon 3-yard run (Frevort kick)
 WT - McKnight 1-yard run (Roberts kick)
 NWMSU - Omon 1-yard run (Frevort kick)
 NWMSU - Foster-Rettig 89-yard INT return (Frevort kick)
 WT - Martin 9-yard pass from Null (Roberts kick)
 NWMSU - Omon 9-yard run (Frevort kick)
 WT - Martin 10-yard pass from Null (Roberts kick)
 NWMSU - Omon 13-yard run (Frevort kick)
 NWMSU - Urun-Eke 0-yard fumble recovery (Frevort kick)
 WT - Swain 18-yard INT return (Roberts kick)
 NWMSU - Termini 66-yard INT return (Frevort kick)
Attendance: 4,713

2008 NCAA FIRST ROUND
 Nov. 15, 2008 – Canyon, Texas

#8 Central Washington 7 14 14 7 = 42
 #9 West Texas A&M 8 27 14 0 = 49

CWU - Bronson 9-yard pass from Reilly (Rolsma kick)
 WT - Martin 58-yard pass from Null (Brock rush)
 WT - Flemming 1-yard run (Chandler kick)
 CWU - Spevak 16-yard pass from Reilly (Rolsma kick)
 WT - Flemming 6-yard run (Chandler kick)
 WT - Hayden 35-yard pass from Null (Chandler kick)
 WT - Hayden 71-yard pass from Null (Chandler kick)
 CWU - Spevak 16-yard pass from Reilly (Rolsma kick)
 WT - Flemming 15-yard run (Chandler kick)
 CWU - Reilly 2-yard run (Rolsma kick)
 CWU - Spevak 23-yard pass from Reilly (Rolsma kick)
Attendance: 6,795

2008 NCAA SECOND ROUND
 Nov. 22, 2008 – Abilene, Texas

#9 West Texas A&M 14 20 20 14 = 68
 #2 Abilene Christian 21 21 37 14 = 93

ACU - Gates 65-yard pass from Malone (Adams kick)
 WT - Johnson 6-yard pass from Null (Chandler kick)
 ACU - Gates 33-yard run (Adams kick)
 WT - McKnight 85-yard kick off return (Chandler kick)
 ACU - Scott 19-yard run (Adams kick)
 WT - Ruffins 11-yard pass from Null (Chandler kick)
 ACU - Scott 54-yard run (Adams kick)
 WT - Chandler 22 yard field goal
 ACU - Scott 64-yard run (Adams kick)
 WT - Martin 46-yard pass from Null (Chandler kick)
 ACU - Ferguson 43-yard pass from Malone (Adams kick)
 WT - Chandler 36-yard field goal
 ACU - Knox 27-yard pass from Malone (Stewart rush)
 WT - Flemming 19-yard run (Null pass failed)
 ACU - Scott 2-yard run (Adams kick)
 WT - Martin 46-yard pass from Null (Chandler kick)
 ACU - Scott 39-yard pass from Malone (Adams kick)
 ACU - Scott 44-yard run (Stewart rush)
 WT - Martin 64-yard pass from Null (Chandler kick)
 ACU - Scott 44-yard run (Adams kick)
 ACU - Holloway 6-yard pass from Malone (Adams kick)
 WT - Martin 1-yard pass from Null (Chandler kick)
 ACU - Keeling 10-yard pass from Malone (Adams kick)
 WT - Martin 52-yard pass from Null (Chandler kick)
Attendance: 11,797

2010 NCAA FIRST ROUND
 Nov. 20, 2010 – Warrensburg, Mo.

#14 West Texas A&M 0 7 14 14 = 35
 #8 Central Missouri 21 14 20 0 = 55

UCM - Mason 5-yard pass from Czerniewski (Jamieson kick)
 UCM - Stewart 48-yard pass from Czerniewski (Jamieson kick)
 UCM - Warren 3-yard pass from Czerniewski (Jamieson kick)
 UCM - Boehringer 1-yard run (Jamieson kick)
 WT - Burton 14-yard pass from Harris (Castillo kick)
 UCM - Mason 10-yard pass from Czerniewski (Jamieson kick)
 UCM - Stewart 1-yard run (Jamieson kick)
 WT - Golden 16-yard pass from Harris (Castillo kick)
 UCM - Stewart 17-yard run (Jamieson kick)
 WT - Golden 57-yard pass from Harris (Castillo kick)
 UCM - Stephens 52-yard INT (Jamieson kick failed)
 WT - Flores 15-yard pass from Harris (Castillo kick)
 WT - Hammargren 20-yard blocked punt return (Castillo kick)
Attendance: 4,397

2012 NCAA FIRST ROUND
 Nov. 17, 2012 – Chadon, Neb.

#16 West Texas A&M 0 17 7 14 = 38
 #20 Chadron State 14 0 6 10 = 30

CSC - McLain 4-yard run (Ferdinand kick)
 CSC - Morris 5-yard pass from McLain (Ferdinand kick)
 WT - Robinson 10-yard run (Castillo kick)
 WT - Jackson 10-yard pass from Vaughan (Castillo kick)
 WT - Castillo 25-yard field goal
 CSC - Ferdinand 39-yard field goal
 CSC - Ferdinand 46-yard field goal
 WT - Robinson 4-yard run (Castillo kick)
 CSC - Ferdinand 42-yard field goal
 WT - Jackson 10-yard pass from Vaughan (Castillo kick)
 WT - Robinson 24-yard run (Castillo kick)
 CSC - Ross 4-yard pass from McLain (Ferdinand kick)
Attendance: 1,490

2012 NCAA SECOND ROUND
 Nov. 24, 2012 – Ashland, Ohio

#16 West Texas A&M 10 9 14 0 = 33
 #4 Ashland University 0 21 7 0 = 28

WT - Castillo 22-yard field goal
 WT - Allen 33-yard pass from Vaughan (Castillo kick)
 AU - Taylor 51-yard run (Casey kick)
 AU - Winters 12-yard blocked punt return (Casey kick)
 WT - Castillo 38-yard field goal
 WT - Hammargren 3-yard pass from Vaughan (Castillo kick failed)
 AU - Taylor 10-yard pass from Housewright (Casey kick)
 AU - Capasso 14-yard pass from Housewright (Casey kick)
 WT - Allen 14-yard pass from Vaughan (Castillo kick)
 WT - Allen 7-yard pass from Vaughan (Castillo kick)
Attendance: 2,842

2012 NCAA QUARTERFINAL ROUND
 Dec. 1, 2012 – Pueblo, Colo.

#16 West Texas A&M 7 17 10 0 = 34
 #1 Colorado St.-Pueblo 0 3 3 7 = 13

WT - Slaughter 74-yard pass from Vaughan (Castillo kick)
 WT - Slaughter 13-yard pass from Vaughan (Castillo kick)
 CSUP - O'Donnell 34-yard field goal
 WT - Robinson 1-yard pass from Vaughan (Castillo kick)
 WT - Castillo 45-yard field goal
 CSUP - O'Donnell 27-yard field goal
 WT - Castillo 50-yard field goal
 WT - Mosley 26-yard fumble recovery (Castillo kick)
 CSUP - Sandoval 18-yard pass from Dausin (O'Donnell kick)
Attendance: 10,217

2012 NCAA SEMIFINAL ROUND
 Dec. 8, 2012 – Winston-Salem, N.C.

#16 West Texas A&M 7 0 3 8 = 18
 #2 Winston-Salem St. 6 14 7 14 = 41

WT - Hammargren 16-yard pass from Vaughan (Castillo kick)
 WSSU - Sherman 32-yard run (Thayer kick failed)
 WSSU - Lewis 11-yard run (Thayer kick)
 WSSU - Massey 21-yard pass from Smith (Thayer kick)
 WT - Castillo 29-yard field goal
 WSSU - Lewis 9-yard run (Thayer kick)
 WSSU - Williams 21-yard pass from Smith (Thayer kick)
 WT - Robinson 13-yard run (Alridge pass from Vaughan)
 WSSU - Smith 23-yard run (Thayer kick)
Attendance: 8,612

2013 NCAA FIRST ROUND
 Nov. 23, 2013 – Indianapolis, Ind.

#17 West Texas A&M 7 10 10 0 = 27
 #10 Indianapolis 7 0 7 0 = 14

UINDY - Bell 17-yard pass from Barthel (Miller kick)
 WT - Johnson 20-yard pass from Vaughan (Castillo kick)
 WT - Allen 24-yard pass from Vaughan (Castillo kick)
 WT - Castillo 19-yard field goal
 WT - Castillo 19-yard field goal
 UINDY - Horn 35-yard pass from Barthel (Miller kick)
 WT - Jackson 12-yard pass from Vaughan (Castillo kick)
Attendance: 3,106

2013 NCAA SECOND ROUND
 Nov. 30, 2013 – Columbus, Ohio

#17 West Texas A&M 0 7 6 21 = 34
 #7 Ohio Dominican 7 0 6 14 = 27

ODU - Butler 3-yard pass from Miller (Wahle kick)
 WT - Alridge 3-yard pass from Vaughan (Castillo kick)
 ODU - McKnight 8-yard pass from Miller (Wahle kicked blocked)
 WT - Castillo 44-yard field goal
 WT - Castillo 25-yard field goal
 WT - Johnson 5-yard pass from Vaughan (Castillo kick)
 WT - Allen 69-yard pass from Vaughan (Castillo kick)
 ODU - Johnson 14-yard pass from Miller (Wahle kick)
 WT - Johnson 31-yard pass from Vaughan (Castillo kick)
 ODU - Spates 6-yard run (Wahle kick)
Attendance: 783

2013 NCAA QUARTERFINAL ROUND
 Dec. 7, 2013 – Allendale, Mich.

#17 West Texas A&M 14 14 0 0 = 28
 #22 Grand Valley State 7 7 21 0 = 35

WT - Johnson 33-yard pass from Vaughan (Castillo kick)
 WT - Jackson 2-yard pass from Vaughan (Castillo kick)
 GV - Green 36-yard pass from Parling (Schipper kick)
 WT - Allen 1-yard pass from Vaughan (Castillo kick)
 GV - Spencer 46-yard pass from Parling (Schipper kick)
 WT - Johnson 11-yard pass from Vaughan (Castillo kick)
 GV - Wirth 2-yard pass from Parling (Schipper kick)
 GV - Spencer 12-yard run (Schipper kick)
 GV - Potts 16-yard pass from Parling (Schipper kick)
Attendance: 4,296

TEAM RECORDS

RUSHING ATTEMPTS

43 at Chadron State (11/17/12)

RUSHING YARDS

311 at Chadron State (11/17/12)

RUSHING TOUCHDOWNS

4 vs. Central Washington (11/15/08)

PASS ATTEMPTS

69 at Northwest Missouri State (11/24/07)

COMPLETIONS

42 at Northwest Missouri State (11/24/07)

42 at Abilene Christian (11/22/08)

INTERCEPTIONS

3 vs. Pittsburg State (11/19/05)

at Northwest Missouri State (11/24/07)

at Central Missouri (11/20/10)

at Grand Valley State (12/7/13)

PASSING YARDS

595 at Abilene Christian (11/22/08)

PASSING TOUCHDOWNS

7 at Abilene Christian (11/22/08)

TOTAL PLAYS

94 at Abilene Christian (11/22/08)

TOTAL YARDS

721 at Abilene Christian (11/22/08)

TOUCHDOWNS

9 at Abilene Christian (11/22/08)

PATs

8 at Abilene Christian (11/22/08)

FIELD GOALS

2 at Abilene Christian (11/22/08)

at Ashland (11/24/12)

at CSU-Pueblo (12/1/12)

at Indianapolis (11/23/13)

at Ohio Dominican (11/30/13)

POINTS SCORED

68 at Abilene Christian (11/22/08)

FEWEST POINTS ALLOWED

13 at CSU-Pueblo (12/1/12)

LOWEST TOTAL OFFENSE

225 at CSU-Pueblo (12/1/12)

FEWEST RUSHING YARDS

32 at CSU-Pueblo (12/1/12)

FEWEST PASSING YARDS

112 at Chadron State (11/25/06)

TURNOVERS FORCED

4 vs. Central Washington (11/15/08)

at Ashland (11/24/12)

INTERCEPTIONS GAINED

3 at Ashland (11/24/12)

FUMBLE RECOVERIES

3 vs. Central Washington (11/15/08)

INDIVIDUAL RECORDS

RUSHING ATTEMPTS

30 Khiry Robinson at Chadron State (11/17/12)

RUSHING YARDS

235 Khiry Robinson at Chadron State (11/17/12)

RUSHING TOUCHDOWNS

4 Keithon Flemming vs. Central Washington (11/15/08)

LONGEST RUN

57 Khiry Robinson at CSU-Pueblo (12/1/12)

PASS ATTEMPTS

66 Taylor Harris at Central Missouri (11/20/10)

COMPLETIONS

42 Keith Null at Abilene Christian (11/22/08)

PASSING YARDS

595 Keith Null at Abilene Christian (11/22/08)

TOUCHDOWNS

7 Keith Null at Abilene Christian (11/22/08)

INTERCEPTIONS THROWN

3 Dalton Bell vs. Pittsburg State (11/19/05)

Taylor Harris at Central Missouri (11/20/10)

Dustin Vaughan at Grand Valley State (12/7/13)

RECEPTIONS

15 Torrance Allen at Indianapolis (11/23/13)

RECEIVING YARDS

323 Charly Martin at Abilene Christian (11/22/08)

RECEIVING TOUCHDOWNS

5 Charly Martin at Abilene Christian (11/22/08)

LONGEST RECEIPTION

79 Keith Null to B.J. Vickers vs. Washburn (11/17/07)

LONGEST TOUCHDOWN COMPLETION

79 Keith Null to B.J. Vickers vs. Washburn (11/17/07)

TOTAL PLAYS

66 Taylor Harris at Central Missouri (11/20/10)

TOTAL YARDS

582 Keith Null at Abilene Christian (11/22/08)

MOST TACKLES

20 Michael Brisco vs. Pittsburg State (11/19/05)

MOST TACKLES FOR LOSS

3.0 Jared Brock vs. Central Washington (11/15/08)

Ethan Westbrooks at Ashland (11/24/12)

Ethan Westbrooks at CSU-Pueblo (12/1/12)

MOST SACKS

3.0 Ethan Westbrooks at Ashland (11/24/12)

Ethan Westbrooks at CSU-Pueblo (12/1/12)

FORCED FUMBLES

2 Anthony Scott vs. Central Washington (11/15/08)

RECOVERED FUMBLES

2 Anthony Scott vs. Central Washington (11/15/08)

LONGEST FUMBLE RETURN

26 LeBrandon Mosley at CSU-Pueblo (12/1/12)

QB HURRIES

6 Jared Brock vs. Central Washington (11/15/08)

PASS BREAKUPS

3 Darnell Johnson vs. Central Washington (11/15/08)

INTERCEPTIONS

1 Brandon Swain at Northwest Missouri State (11/24/07)

Arseel Shakoor at Northwest Missouri State (11/24/07)

Darnell Johnson vs. Central Washington (11/15/08)

Jordan Smith at Ashland (11/24/12)

Curtis Slater at Ashland (11/24/12)

Torian Oakley at Ashland (11/24/12)

Jordan Smith at CSU-Pueblo (12/1/12)

Ethan Morriss at Indianapolis (11/23/13)

Chris Ceazer at Ohio Dominican (11/30/13)

Curtis Slater at Grand Valley State (12/7/13)

LONGEST INTERCEPTION RETURN

22 Curtis Slater at Ashland (11/24/12)

PUNT RETURNS

3 Keithon Flemming vs. Washburn (11/17/07)

PUNT RETURN YARDS

29 Ramon Perry at Chadron State (11/25/06)

LONGEST PUNT RETURN

29 Ramon Perry at Chadron State (12/25/06)

KICK RETURNS

8 Tommy Hampton at Central Missouri (11/20/10)

KICK RETURN YARDS

158 Wayne McKnight vs. Washburn (11/17/07)

LONGEST KICKOFF RETURN

85 Wayne McKnight at Abilene Christian (11/22/08)

FIELD GOALS

2 James Chandler at Abilene Christian (11/22/08)

Sergio Castillo at Ashland (11/24/12)

Sergio Castillo at CSU-Pueblo (12/1/12)

Sergio Castillo at Indianapolis (11/23/13)

Sergio Castillo at Ohio Dominican (11/23/13)

FIELD GOAL ATTEMPTS

3 Sergio Castillo at Indianapolis (11/23/13)

LONGEST FIELD GOAL

50 Sergio Castillo at CSU-Pueblo (12/1/12)

PUNTS

7 Cort Johnson vs. Abilene Christian (11/18/06)

PUNTING YARDS

243 Cort Johnson vs. Abilene Christian (11/18/06)

PUNTING AVERAGE

53.5 Cort Johnson vs. Abilene Christian (11/18/06)

LONGEST PUNT

74 Kevin VanVorvis at Chadron State (11/17/12)

#	HEAD COACH	YEARS	SEASONS	GAMES	CONF. CHAMP	7 OR LESS OR OT	CONFERENCE	VS. RANKED
1	John G. Miller	1910-12	3	14	--	4-2	--	--
2	Douglas A. Shirley	1913-17	5	31	1	3-6-1	--	--
3	Lt. Alonzo P. George	1918	1	3	--	NA	--	--
4	Walter Willy	1919	1	6	--	1-1	--	--
5	Wayne McCorkle	1920	1	7	--	0-0-1	--	--
6	Samuel D. Burton	1921-24, 31-32	6	52	--	8-8-4	--	--
7	Oscar Eckhardt	1925-27	3	25	--	6-5-1	--	--
8	W. Mitchell Jones	1928	1	9	--	1-1	--	--
9	Claude E. Reeds	1929-30	2	19	--	3-3-1	--	--
10	Alfred Baggett	1933-39	7	69	--	6-10-4	--	--
11	Jack Curtice	1940-41	2	20	1	2-2	--	--
12	W.A. "Gus" Miller	1942-46	4	31	0	7-4	7-8	--
13	W.W. "Windy" Nicklaus	1946	1	3	0	2-0	2-1	--
14	Frank Kimbrough	1947-57	11	108	1	6-16-2	25-34-1	--
15	Clark Janigan	1958-59	2	20	0	1-7	1-9	--
16	Joe E. Kerbel	1960-70	11	111	0	16-13	--	--
17	Gene Mayfield	1971-76	6	65	0	5-13	11-15-2	--
18	Bill Yung	1977-81	5	55	2	10-9-2	15-13	--
19	Don Davis	1982-84	3	33	0	4-9-1	2-12-1	--
20	Billy Kelly	1985-87	3	32	0	6-5-1	11-4-1	--
21	Steve Graf	1988-90	3	32	0	2-7	4-17	--
22	Ron Steele	1992-93	2	19	0	2-2	--	--
23	Morris Stone	1994-96	3	32	0	5-4	1-3	--
24	Stan McGarvey	1997-01	5	55	0	4-8	16-21	--
25	Ronnie Jones	2002-04	3	32	0	1-6	4-21	--
26	Don Carthel	2005-12	8	101	4	8-6	42-10	22-18
27	Mike Nesbitt	2013-16	4	42	0	8-6	16-12	7-10
28	Hunter Hughes	2017-2022	6	61	0	11-7	18-22	4-10

#	HEAD COACH	AUG/SEPT.	OCT.	NOV.	DEC./JAN.	BOWL/NCAA	HOME	AWAY	NEUTRAL	OVERALL	WIN
1	John G. Miller	NA	NA	NA	NA	NA	7-2	1-3	0-1	8-6	57.1%
2	Douglas A. Shirley	NA	NA	NA	NA	NA	11-6-1	3-10	0-0	14-16-1	46.8%
3	Lt. Alonzo P. George	NA	NA	NA	NA	NA	2-0	1-0	0-0	3-0	100.0%
4	Walter Willy	NA	NA	NA	NA	NA	3-1	1-1	0-0	4-2	66.6%
5	Wayne McCorkle	NA	NA	NA	NA	NA	0-3-1	1-2	0-0	1-5-1	21.4%
6	Samuel D. Burton	0-1	1-3	1-4	NA	NA	NA	NA	NA	23-26-4	47.2%
7	Oscar Eckhardt	NA	NA	NA	NA	NA	NA	NA	NA	12-13-1	48.1%
8	W. Mitchell Jones	NA	NA	NA	NA	NA	NA	NA	NA	3-6	33.3%
9	Claude E. Reeds	NA	NA	NA	NA	NA	NA	NA	NA	12-6-1	65.8%
10	Alfred Baggett	NA	NA	NA	NA	NA	NA	NA	NA	36-28-4	55.9%
11	Jack C. Curtice	NA	NA	NA	NA	NA	NA	NA	NA	15-5	75.0%
12	W.A. "Gus" Miller	NA	NA	NA	NA	NA	NA	NA	NA	16-15	51.6%
13	W.W. "Windy" Nicklaus	NA	NA	NA	NA	NA	NA	NA	NA	2-1	66.7%
14	Frank Kimbrough	15-11-1	19-22-1	16-19	4-0	1-0	30-17-1	24-32-1	2-1	54-52-2	50.9%
15	Clark Janigan	0-4	1-8	1-6	NA	NA	2-7	0-11	NA	2-18	10.0%
16	Joe E. Kerbel	18-7	29-20	19-14-1	2-1	2-0	41-18-1	25-24	2-0	68-42-1	61.7%
17	Gene Mayfield	8-9	9-16	7-14-2	0-0	0-0	16-15	8-24-2	0-0	24-39-2	38.55
18	Bill Yung	7-14	12-7-1	7-6-1	0-0	0-0	13-10-1	13-17-1	0-0	26-27-2	49.1%
19	Don Davis	1-12	4-7-1	1-7	0-0	0-0	4-10-1	2-16	0-0	6-26-1	18.7%
20	Billy Kelly	4-8	7-4-1	7-1	0-0	0-0	11-6	7-7-1	0-0	18-13-1	57.8%
21	Steve Graf	2-11	3-10	1-5	0-0	0-0	4-11	2-15	0-0	6-26	18.8%
22	Ron Steele	1-5	1-7	1-3	0-0	0-0	2-7	2-8	0-0	4-15	21.2%
23	Morris Stone	9-2	5-8	3-7	0-0	0-0	8-8	6-9	1-0	15-17	46.9%
24	Stan McGarvey	12-10	7-14	6-6	0-0	0-0	15-12	10-18	0-0	25-30	45.4%
25	Ronnie Jones	2-10	2-11	1-6	0-0	0-0	1-15	4-12	0-0	5-27	15.6%
26	Don Carthel	31-7	26-6	19-8	2-1	7-5	37-10	38-12	4-0	79-22	78.2%
27	Mike Nesbitt	9-5	8-7	8-4	0-1	5-2	11-7	12-10	2-0	25-17	59.5%
28	Hunter Hughes	13-10	14-11	5-7	0-0	0-0	21-13	11-14	0-0	32-28	53.3%

1910

Head Coach: John G. Miller
Record: 2-2

DATE	OPPONENT	W-L-T	SCORE	SITE
	Canyon	W	6-0	H
	Amarillo High	W	36-0	H
	at Plainview	L	0-22	A
	at Hereford	L	6-10	A
H/A: 2-0/0-2			48-32	

1911

Head Coach: John G. Miller
Record: 3-3

DATE	OPPONENT	W-L-T	SCORE	SITE
	at Hereford	L	0-8	A
	Seth Ward	L	0-16	H
	Hereford	L	3-5	H
	Goodnight College	W	3-0	H
	Amarillo High	W	15-5	H
	Hereford	W	5-0	H
H/A: 3-2/0-1			26-81	

1912

Head Coach: John G. Miller
Record: 3-1

DATE	OPPONENT	W-L-T	SCORE	SITE
	Amarillo High	W	31-0	H
	at Seth Ward	W	19-0	A
	Clarendon College	L	0-12	N
	Clarendon College	W	3-0	H
H/A/N: 2-0/1-0/0-1			53-12	

1913

Head Coach: John G. Miller
Record: 4-2

DATE	OPPONENT	W-L-T	SCORE	SITE
	at Amarillo High	L	0-6	A
	Wayland Baptist	W	12-0	H
	Goodnight College	W	22-0	H
	at Wayland Baptist	W	6-0	A
	Seth Ward	W	12-0	H
	at Lowery Phillips	L	0-3	A
H/A: 3-0/1-2			52-9	

1914

Head Coach: Douglas A. Shirley
Record: 3-3

DATE	OPPONENT	W-L-T	SCORE	SITE
	at Hereford	W	20-0	A
	Hereford	W	58-6	H
	Amarillo High	L	3-14	H
	at Amarillo High	L	0-12	A
	Seth Ward	L	14-19	H
	Lowery Phillips	W	54-0	H
H/A: 2-2/1-2			149-51	

1915

Head Coach: Douglas A. Shirley
Record: 4-3

DATE	OPPONENT	W-L-T	SCORE	SITE
	Clarendon	W	7-0	H
	Amarillo High	L	2-6	H
	at Seth Ward	W	19-6	A
	Lubbock High	W	19-6	H
	at Amarillo High	L	7-19	A
	at Clarendon	L	3-13	A
	Amarillo Military	W	18-13	H
H/A: 3-1/1-2			75-63	

1916

Head Coach: Douglas A. Shirley
Record: 1-5

DATE	OPPONENT	W-L-T	SCORE	SITE
	at Clarendon	L	0-19	A
	Wayland Baptist	L	6-28	H
	at Amarillo High	L	0-34	A
	Clarendon	L	6-19	H
	Lubbock High	W	18-0	H
	at Wayland Baptist	L	0-20	A
H/A: 1-2/0-3			30-120	

1917

Head Coach: Douglas A. Shirley
Record: 2-3-1

DATE	OPPONENT	W-L-T	SCORE	SITE
	at Clovis High	L	3-6	A
	Wayland Baptist	L	0-6	H
	Clarendon	W	6-0	H
	Portales High	W	37-6	H
	at New Mexico Military	L	0-99	A
	Wayland Baptist	T	0-0	H
H/A: 2-1-1/0-2			46-117	

1918

Head Coach: Lt. Alonzo P. George
Record: 3-0

DATE	OPPONENT	W-L-T	SCORE	SITE
	Clovis High	W	97-7	H
	at Wayland Baptist	W	42-0	A
	Wayland Baptist	W	49-0	H
H/A: 2-0/1-0			188-7	

1919

Head Coach: Walter Willey
Record: 4-2

DATE	OPPONENT	W-L-T	SCORE	SITE
	Portales High	W	72-0	H
	Plainview	L	0-6	H
	Clarendon	W	21-0	H
	Canadian	W	55-0	H
	Wayland Baptist	W	6-0	A
	New Mexico Military	L	0-26	A
H/A: 3-1/1-1			154-32	

1920

Head Coach: Wayne McCorkle
Record: 1-5-1

DATE	OPPONENT	W-L-T	SCORE	SITE
	Hereford Town Team	L	0-15	H
	at Wayland Baptist	L	0-12	A
	New Mexico Military	L	0-13	H
	Clarendon	L	13-28	H
	Southwestern Oklahoma State	T	0-0	H
	at Clarendon	L	0-12	A
	at Wayland Baptist	W	21-7	A
H/A: 0-3-1/1-2			34-87	

1921

Head Coach: Samuel D. Burton
Record: 2-5-1

DATE	OPPONENT	W-L-T	SCORE	SITE
	TCU	L	0-30	H
	at Clarendon	L	0-9	A
	Wayland Baptist	W	68-0	H
	at New Mexico Military	L	10-19	A
	Abilene Christian	W	35-0	H
	at Hardin-Simmons	L	0-28	A
	Northwestern Oklahoma State	L	7-14	H
	Clarendon	T	14-14	H
H/A: 2-2-1/0-3			134-114	

1922

 Head Coach: Samuel D. Burton
 Record: 2-8

DATE	OPPONENT	W-L-T	SCORE	SITE
Sept. 30	Wayland Baptist	L	0-19	H
Oct. 6	Oklahoma Panhandle State	W	104-13	H
Oct. 13	Daniel Baker	L	0-13	H
Oct. 21	at Abilene Christian	L	0-1	A
Oct. 27	Hardin-Simmons	L	9-35	H
Nov. 4	New Mexico	L	0-12	H
Nov. 11	New Mexico Military	W	20-0	H
Nov. 17	Clarendon	L	6-13	H
Nov. 23	Northwestern Oklahoma State	L	7-13	H
Nov. 30	at Clarendon	L	0-26	A
H/A: 2-6/0-2			146-145	

1923

 Head Coach: Samuel D. Burton
 Record: 4-4-1

DATE	OPPONENT	W-L-T	SCORE	SITE
	Oklahoma Panhandle State	W	100-0	H
	Howard Payne	L	0-6	H
	New Mexico	W	22-8	H
	at Hardin-Simmons	W	6-0	A
	at Clarendon	T	6-6	A
	at New Mexico Military	L	0-22	A
	at North Texas	L	6-14	A
	at Clarendon	W	6-0	A
	at Texas A&M-Commerce	L	6-20	A
H/A: 2-1/2-2-1			152-76	

1924

 Head Coach: Samuel D. Burton
 Record: 5-4

DATE	OPPONENT	W-L-T	SCORE	SITE
	North Texas	L	7-14	H
	Northwestern Oklahoma State	W	21-6	-
	Montezuma College	W	77-0	-
	at New Mexico	L	6-12	A
	Hardin-Simmons	W	12-6	-
	Abilene Christian	W	23-13	H
	New Mexico Military	L	13-14	-
	Daniel Baker	L	0-3	-
	New Mexico Highlands	W	14-0	-
			173-73	

1925

 Head Coach: Oscar "Ox" Eckhardt
 Record: 4-4

DATE	OPPONENT	W-L-T	SCORE	SITE
	Hardin-Simmons	L	6-19	-
	Clarendon	W	8-6	-
	New Mexico Highlands	W	7-0	-
	Abilene Christian	L	0-13	-
	New Mexico	W	9-7	H
	North Texas	L	6-20	-
	New Mexico Military	W	28-12	-
	Texas Tech	L	12-13	-
			76-83	

1926

 Head Coach: Oscar "Ox" Eckhardt
 Record: 2-6

DATE	OPPONENT	W-L-T	SCORE	SITE
	Clarendon	W	2-0	-
	McMurry	L	0-21	-
	Daniel Baker	L	0-14	-
	Hardin-Simmons	L	2-3	-
	North Texas	L	3-16	-
	New Mexico Military	W	46-6	-
	Abilene Christian	L	6-19	-
	Texas Tech	L	2-7	-
			61-86	

1927

 Head Coach: Oscar "Ox" Eckhardt
 Record: 6-3-1

DATE	OPPONENT	W-L-T	SCORE	SITE
	Clarendon	W	44-0	-
	Daniel Baker	L	0-2	-
	McMurry	L	0-13	-
	Southwestern Oklahoma	T	6-6	-
	Hardin-Simmons	L	0-7	-
	Abilene Christian	W	13-6	-
	New Mexico Highlands	W	25-0	-
	New Mexico Military	W	19-0	-
	Stephen F. Austin	W	27-6	-
	Texas Tech	W	12-9	-
			149-49	

1928

 Head Coach: W. Mitchell Jones
 Record: 3-6

DATE	OPPONENT	W-L-T	SCORE	SITE
	Southwestern Oklahoma State	L	0-26	-
	McMurry	L	0-16	-
	Sam Houston State	L	0-6	-
	Hardin-Simmons	L	6-25	-
	Texas A&M-Commerce	L	18-19	-
	Montezuma College	W	14-0	-
	New Mexico Military	W	27-0	-
	Abilene Christian	W	12-19	-
	Texas Tech	L	7-18	-
			84-129	

1929

 Head Coach: Claude E. Reeds
 Record: 6-3

DATE	OPPONENT	W-L-T	SCORE	SITE
	Oklahoma Panhandle State	W	32-0	-
	Abilene Christian	L	0-15	-
	Hardin-Simmons	L	12-14	-
	Daniel Baker	W	7-0	-
	New Mexico Military	W	27-0	-
	New Mexico Highlands	W	13-0	-
	McMurry	L	18-19	-
	Texas Tech	W	20-0	-
	Texas A&M-Commerce	W	19-7	-
			148-55	

1930

 Head Coach: Claude E. Reeds
 Record: 6-3-1

DATE	OPPONENT	W-L-T	SCORE	SITE
	Central Oklahoma	L	0-7	-
	Oklahoma Panhandle State	W	19-0	-
	Abilene Christian	W	16-7	-
	Texas A&M-Commerce	W	14-0	-
	Texas Tech	W	6-0	-
	Daniel Baker	T	0-0	-
	New Mexico Military	L	6-27	-
	Stephen F. Austin	W	64-0	-
	Hardin-Simmons	L	6-26	-
	McMurry	W	6-3	-
			137-70	

1931

 Head Coach: Samuel D. Burton
 Record: 6-3

DATE	OPPONENT	W-L-T	SCORE	SITE
	Texas Tech	L	0-21	-
	Central Oklahoma	W	6-0	-
	Daniel Baker	L	19-40	-
	Phillips	W	6-0	-
	Abilene Christian	L	0-41	-
	Oklahoma Panhandle State	W	45-0	-
	New Mexico Military	W	7-0	-
	Sul Ross State	W	7-2	-
	McMurry	W	18-0	-
			108-104	



1932

Head Coach: Samuel D. Burton
Record: 4-2-2

DATE	OPPONENT	W-L-T	SCORE	SITE
	Hardin-Simmons	L	0-6	H
	Wayland Baptist	W	52-0	H
	at Daniel Baker	W	12-0	A
	at McMurry	W	19-0	A
	Abilene Christian	W	12-0	H
	Sul Ross State	T	7-7	H
	at New Mexico Military	T	7-7	A
	at Oklahoma City	L	9-19	A
H/A: 2-1-1/2-1-1			120-39	

1933

Head Coach: Alfred E. Baggett
Record: 2-9

DATE	OPPONENT	W-L-T	SCORE	SITE
	Southwestern Oklahoma State	L	6-27	-
	Central Oklahoma	L	0-6	-
	New Mexico Military	L	9-26	-
	Southeastern Oklahoma State	L	0-20	-
	Hardin-Simmons	L	0-6	-
	East Central	L	0-12	-
	McMurry	W	13-6	-
	Oklahoma City	L	13-32	-
	St. Benedict's	L	7-19	-
	New Mexico Highlands	W	7-6	-
	Northwestern Oklahoma State	L	6-7	-
			61-167	

1934

Head Coach: Alfred E. Baggett
Record: 4-6

DATE	OPPONENT	W-L-T	SCORE	SITE
	East Central	L	0-12	H
	Southwestern Oklahoma State	L	0-9	H
	UTEP	W	20-6	H
	at New Mexico Military	W	41-0	A
	McMurry	L	7-17	H
	at Central Oklahoma	L	0-9	A
	New Mexico Highlands	W	30-6	H
	at Oklahoma Panhandle State	W	14-0	A
	at St. Benedict's	L	14-19	A
	at Northwestern Oklahoma State	L	0-13	A
H/A: 2-3/2-3			132-91	

1935

Head Coach: Alfred E. Baggett
Record: 5-4-1

DATE	OPPONENT	W-L-T	SCORE	SITE
	New Mexico Military	W	20-7	-
	Oklahoma Panhandle State	W	14-0	-
	Texas Wesleyan	L	0-6	-
	McMurry	L	7-13	-
	New Mexico Highlands	W	34-0	-
	UTEP	W	14-0	-
	St. Benedict's	L	7-21	-
	Central Oklahoma	T	0-0	-
	Sul Ross State	W	7-6	-
	Southeastern Oklahoma State	L	7-13	-
			110-66	

1936

Head Coach: Alfred E. Baggett
Record: 7-1-2

DATE	OPPONENT	W-L-T	SCORE	SITE
	Oklahoma Panhandle State	W	56-0	-
	UTEP	W	13-7	-
	Texas Wesleyan	W	9-0	-
	New Mexico	W	13-7	-
	Southeastern Oklahoma State	W	34-6	-
	Northwestern Oklahoma State	W	26-0	-
	Sul Ross State	T	0-0	-
	New Mexico Highlands	W	26-0	-
	New Mexico Military	T	0-0	-

St. Benedict's	L	0-19	-
		177-39	

1937

Head Coach: Alfred E. Baggett
Record: 6-3

DATE	OPPONENT	W-L-T	SCORE	SITE
	Oklahoma Panhandle State	W	33-0	H
	Daniel Baker	W	19-9	H
	Texas Wesleyan	L	6-13	H
	at UTEP	L	14-16	A
	Hardin-Simmons	L	0-40	H
	Northwestern Oklahoma State	W	26-0	H
	St. Benedict's	W	20-0	H
	at Sul Ross State	W	10-0	A
	New Mexico Military	W	41-20	H
H/A: 5-2/1-1			169-98	

1938

Head Coach: Alfred E. Baggett
Record: 7-2-1

DATE	OPPONENT	W-L-T	SCORE	SITE
	Daniel Baker	W	40-7	H
	at Texas A&M-Commerce	L	20-21	A
	Southeastern Oklahoma State	W	19-14	H
	at Hardin-Simmons	L	0-39	A
	Oklahoma City	W	13-7	H
	Pittsburg State	T	13-13	H
	Sul Ross State	W	16-7	H
	at New Mexico Military	W	48-0	A
	Western Colorado	W	27-0	H
	at St. Benedict's	W	28-0	A
H/A: 5-0/1/2-2			224-108	

1939

Head Coach: Alfred E. Baggett
Record: 5-3-1

DATE	OPPONENT	W-L-T	SCORE	SITE
	at Arizona State	L	0-19	A
	Western Colorado	W	35-0	H
	at Oklahoma City	L	14-19	A
	St. Mary's	W	34-13	H
	at Pittsburg State	W	7-0	A
	at Hardin-Simmons	L	13-18	A
	at Sul Ross State	W	26-6	A
	South Dakota State	W	35-7	H
	at Texas A&M-Kingsville	T	0-0	A
H/A: 3-0/2-3-1			164-82	

1940

Head Coach: Jack C. Curtice
Record: 7-3
Alamo Conference Champions

DATE	OPPONENT	W-L-T	SCORE	SITE
	McMurry	W	20-0	H
	Arizona State	L	12-19	H
	at Western Colorado	W	48-0	A
	at Fresno State	L	6-15	A
	Northern Arizona	W	27-6	H
	St. Benedict's	W	40-14	H
	at Hardin-Simmons	L	7-28	A
	at Oklahoma City	W	25-0	A
	Texas A&M-Kingsville	W	26-6	H
	at St. Mary's	W	28-0	A
H/A: 4-1/3-2			239-88	

1941

 Head Coach: Jack C. Curtice
 Record: 8-2

DATE	OPPONENT	W-L-T	SCORE	SITE
	Oklahoma City	W	34-0	-
	Fresno State	W	7-6	-
	Arizona State	W	13-7	-
	New Mexico State	W	51-0	-
	Western Colorado	W	66-0	-
	Northern Arizona	W	27-0	-
	Hardin-Simmons	L	13-20	-
	UTEP	W	40-7	-
	St. Mary's	W	40-21	-
	Texas A&M-Kingsville	L	7-39	-
			298-107	

1942

 Head Coach: W.A. "Gus" Miller
 Record: 7-2

DATE	OPPONENT	W-L-T	SCORE	SITE
	at Texas Tech	L	0-39	A
	Arizona State	W	28-0	H
	Albuquerque AFB	W	18-13	H
	UTEP	W	7-0	H
	at Northern Arizona	W	27-7	A
	at New Mexico State	W	23-0	A
	Hardin-Simmons	L	0-40	H
	at New Mexico	W	13-7	A
	Lubbock Air Base	W	14-6	H
H/A: 4-1/3-1			130-112	

1943

No Team (World War II)

1944

 Head Coach: W.A. "Gus" Miller
 Record: 4-3

DATE	OPPONENT	W-L-T	SCORE	SITE
	Oklahoma State (A)	L	6-41	-
	New Mexico (A)	W	19-12	-
	Amarillo Air Base	L	7-38	-
	Texas Tech	L	6-35	-
	Lubbock Air Base	W	19-12	-
	Abilene Collegians (A)	W	41-6	-
	South Plains Air Base	W	19-6	-
			107-150	

1945

 Head Coach: W.A. "Gus" Miller
 Record: 2-6

DATE	OPPONENT	W-L-T	SCORE	SITE
	Eastern New Mexico	W	57-6	-
	Baylor	L	0-32	-
	Tulsa	L	0-32	-
	New Mexico	L	0-13	-
	Amarillo Air Base	L	12-20	-
	Texas Tech	L	6-12	-
	Dalhart Air Base	W	21-0	-
	Colorado College	L	19-20	-
			115-135	

1946

 Head Coaches: W.A. "Gus" Miller / Windy Nicklaus
 Record: 5-5

DATE	OPPONENT	W-L-T	SCORE	SITE
Sept. 21	at Texas Tech	L	14-26	A
Sept. 27	Houston	L	12-14	H
Oct. 4	at New Mexico	L	0-6	A
Oct. 12	Colorado College	W	13-12	H
Oct. 19	at UTEP	L	20-26	A
Oct. 26	New Mexico State	W	21-14	H
Nov. 2	Northern Arizona	W	20-0	H
Nov. 9	at Hardin-Simmons	L	7-28	A
Nov. 15	Wichita State	W	7-6	H

 Nov. 23 at Arizona State W 7-0 A
 H/A: 4-1/1-4 121-132

1947

 Head Coach: Frank Kimbrough
 Record: 7-4

DATE	OPPONENT	W-L-T	SCORE	SITE
Sept. 20	at Tulsa	L	13-26	A
Sept. 27	at Abilene Christian	L	7-13	A
Oct. 4	at Texas Tech	L	13-21	A
Oct. 11	UTEP	W	14-0	H
Oct. 18	Midwestern State	W	38-0	H
Oct. 24	at New Mexico State	W	34-7	A
Nov. 1	at Northern Arizona	W	25-0	A
Nov. 7	Hardin-Simmons	L	6-27	H
Nov. 15	at Colorado College	W	40-6	A
Nov. 22	Arizona State	W	28-18	H
Nov. 29	at New Mexico	W	28-18	A
H/A: 3-1/4-3			253-125	

1948

 Head Coach: Frank Kimbrough
 Record: 6-5

DATE	OPPONENT	W-L-T	SCORE	SITE
Sept. 11	Northern Arizona	W	28-0	H
Sept. 18	at Texas Tech	L	0-19	A
Sept. 25	Abilene Christian	W	41-19	H
Oct. 2	North Texas	L	7-20	H
Oct. 9	at UTEP	L	7-21	A
Oct. 16	at Midwestern State	W	28-7	A
Oct. 23	vs. Texas A&M-Commerce [^]	L	7-13	N
Oct. 30	Houston	W	28-13	H
Nov. 11	at Hardin-Simmons	L	6-28	A
Nov. 27	New Mexico	W	19-0	H
Dec. 4	at Texas A&M-Corpus Christi	W	21-13	A
H/A/N: 4-1/2-3/0-1			192-153	

[^] - Played in Dallas, Texas

1949

 Head Coach: Frank Kimbrough
 Record: 5-4

DATE	OPPONENT	W-L-T	SCORE	SITE
Sept. 17	Texas A&M-Commerce	W	41-7	H
Sept. 24	McMurry	L	7-34	H
Oct. 1	at Texas Tech	L	19-35	A
Oct. 8	UTEP	L	7-34	H
Oct. 15	at Houston	L	13-14	A
Oct. 22	Trinity	W	55-20	H
Nov. 5	Northern Arizona	W	47-6	H
Nov. 12	Hardin-Simmons	W	19-7	H
Nov. 26	at New Mexico	W	41-13	A
H/A: 4-2/1-2			249-170	

1950

 Head Coach: Frank Kimbrough
 Record: 10-1
 Border Conference Champions
 Sun Bowl Champions

DATE	OPPONENT	W-L-T	SCORE	SITE
Sept. 16	Northern Arizona (H)	W	52-12	H
Sept. 23	at Arizona	W	34-26	A
Sept. 30	McMurry (H)	W	41-19	H
Oct. 7	at Texas Tech	W	28-13	A
Oct. 14	New Mexico (H)	W	45-6	H
Oct. 21	Sam Houston State (H)	W	45-6	H
Oct. 28	at Trinity	L	20-27	A
Nov. 4	at UTEP	W	40-12	A
Nov. 18	at Hardin-Simmons	W	47-13	A
Nov. 25	at Texas A&M-Corpus Christi	W	26-13	A
SUN BOWL				
Jan. 1	vs. Cincinnati [^]	W	14-13	N
H/A/N: 4-0/5-1/1-0			386-190	

[^] - Played in El Paso, Texas



1951

Head Coach: Frank Kimbrough
Record: 2-7

DATE	OPPONENT	W-L-T	SCORE	SITE
Sept. 15	Trinity	L	7-19	H
Sept. 22	at Texas Tech	L	7-46	A
Sept. 29	McMurry	W	28-20	H
Oct. 6	at Arizona	L	13-28	A
Oct. 13	at North Texas	L	14-42	A
Oct. 27	Hardin-Simmons	L	6-27	H
Nov. 3	at Arizona State	L	0-34	A
Nov. 10	at New Mexico State	W	50-20	A
Nov. 24	UTEP	L	6-13	H
H/A: 1-4/1-3			131-249	

1952

Head Coach: Frank Kimbrough
Record: 3-6

DATE	OPPONENT	W-L-T	SCORE	SITE
Sept. 20	at Texas Tech	L	7-46	A
Sept. 27	McMurry	W	19-6	H
Oct. 11	New Mexico State	W	45-7	H
Oct. 18	at Arizona State	L	14-48	A
Oct. 25	Abilene Christian	W	20-18	H
Nov. 8	Midwestern State	L	13-21	H
Nov. 15	at Trinity	L	6-39	A
Nov. 22	at Hardin-Simmons	L	6-25	A
Nov. 27	at UTEP	L	7-31	A
H/A: 3-1/0-5			137-243	

1953

Head Coach: Frank Kimbrough
Record: 1-8-1

DATE	OPPONENT	W-L-T	SCORE	SITE
Sept. 19	at Texas Tech	L	14-40	A
Sept. 26	McMurry	T	20-20	H
Oct. 10	Trinity	L	6-14	H
Oct. 17	at Arizona State	L	20-39	A
Oct. 24	Hardin-Simmons	L	14-26	H
Oct. 31	at Arizona	L	6-38	A
Nov. 7	at Midwestern State	W	20-14	A
Nov. 14	at North Texas	L	6-38	A
Nov. 21	at New Mexico State	L	13-19	A
Nov. 28	UTEP	L	7-27	H
H/A: 0-3-1/1-5			126-276	

1954

Head Coach: Frank Kimbrough
Record: 1-8

DATE	OPPONENT	W-L-T	SCORE	SITE
Sept. 18	McMurry	L	18-19	H
Sept. 25	at Texas Tech	L	7-33	A
Oct. 2	Midwestern State	L	7-14	H
Oct. 16	New Mexico State	W	41-7	H
Oct. 23	at Arizona State	L	14-21	A
Oct. 30	at Arizona	L	12-48	A
Nov. 6	at Trinity	L	7-19	A
Nov. 13	at Hardin-Simmons	L	27-33	A
Nov. 25	at UTEP	L	13-33	A
H/A: 1-2/0-6			146-227	

1955

Head Coach: Frank Kimbrough
Record: 4-4-1

DATE	OPPONENT	W-L-T	SCORE	SITE
Sept. 17	Texas A&M-Corpus Christi	W	46-0	G
Sept. 24	McMurry	W	6-0	H
Oct. 1	Midwestern State	W	34-0	H
Oct. 8	at Arizona	T	20-20	A
Oct. 15	at New Mexico State	W	32-6	A
Oct. 22	Hardin-Simmons	L	18-19	H
Oct. 29	at Texas Tech	L	24-27	A
Nov. 5	at Arizona State	L	7-27	A
Nov. 19	at UTEP	L	7-13	A
H/A: 3-1/1-3-1			194-112	

1956

Head Coach: Frank Kimbrough
Record: 8-2
Tangerine Bowl Champions

DATE	OPPONENT	W-L-T	SCORE	SITE
Sept. 15	Texas A&M-Corpus Christi	W	29-6	H
Sept. 22	McMurry	W	33-7	H
Sept. 29	Sul Ross State	W	48-0	H
Oct. 13	at Texas Tech	W	34-14	A
Oct. 20	New Mexico State	W	45-0	H
Nov. 3	at Arizona	L	13-20	A
Nov. 10	at Hardin-Simmons	W	20-6	A
Nov. 17	UTEP	L	13-16	H
Dec. 1	at Midwestern State	W	41-14	A
TANGERINE BOWL				
Jan. 1	vs. Southern Mississippi [^]	W	20-13	N
H/A/N: 4-1/3-1/1-0			296-96	

[^] - Played in Orlando, Florida

1957

Head Coach: Frank Kimbrough
Record: 7-3

DATE	OPPONENT	W-L-T	SCORE	SITE
Sept. 14	McMurry	W	20-7	H
Sept. 21	at Texas Tech	W	19-0	A
Sept. 28	at UTEP	L	12-20	A
Oct. 5	Southern Mississippi	L	0-34	H
Oct. 12	at Trinity	W	27-20	A
Oct. 19	at New Mexico State	W	35-7	A
Oct. 26	Hardin-Simmons	W	39-19	H
Nov. 2	at Arizona	W	21-20	A
Nov. 9	Abilene Christian	W	12-2	H
Nov. 16	at Drake	L	19-20	A
H/A: 3-1/4-2			204-149	

1958

Head Coach: Clark Jarnigan
Record: 1-9

DATE	OPPONENT	W-L-T	SCORE	SITE
Sept. 20	at Virginia Tech	L	12-28	A
Sept. 27	at Texas Tech	L	7-32	A
Oct. 4	at Arizona State	L	13-16	A
Oct. 11	UTEP	L	12-29	H
Oct. 18	Trinity	L	7-35	H
Oct. 25	at Southern Mississippi	L	0-15	A
Nov. 1	at Arizona	L	8-15	A
Nov. 8	Abilene Christian	L	21-28	H
Nov. 15	at Hardin-Simmons	L	6-26	A
Nov. 22	New Mexico State	W	39-32	H
H/A: 1-3/0-6			125-256	

1959

Head Coach: Clark Jarnigan
Record: 1-9

DATE	OPPONENT	W-L-T	SCORE	SITE
Sept. 19	at Arizona State	L	22-43	A
Sept. 26	Arizona	L	6-7	H
Oct. 3	at North Texas	L	6-28	A
Oct. 10	at UTEP	L	12-13	A
Oct. 17	Southern Mississippi	L	6-37	H
Oct. 24	Hardin-Simmons	L	0-22	H
Oct. 31	Drake	W	34-21	H
Nov. 7	Virginia Tech	L	21-26	H
Nov. 14	at Trinity	L	8-14	A
Nov. 21	at New Mexico State	L	13-35	A
H/A: 1-4/0-5			128-246	

1960

 Head Coach: Joe E. Kerbel
 Record: 3-7

DATE	OPPONENT	W-L-T	SCORE	SITE
Sept. 17	at Texas Tech	L	14-38	A
Sept. 24	Arizona State	L	3-14	H
Oct. 1	at Southern Mississippi	L	18-28	A
Oct. 8	UTEP	L	3-6	H
Oct. 15	North Texas	W	14-6	H
Oct. 22	at Hardin-Simmons	W	21-0	A
Oct. 29	at Arizona	L	14-21	A
Nov. 5	Trinity	W	28-0	H
Nov. 12	New Mexico State	L	15-35	H
Nov. 24	at Wichita State	L	11-31	A
H/A: 2-3/1-4			141-179	

1961

 Head Coach: Joe E. Kerbel
 Record: 6-4

DATE	OPPONENT	W-L-T	SCORE	SITE
Sept. 23	BYU	W	55-8	H
Sept. 30	at UTEP	W	56-27	A
Oct. 7	Wichita State	L	34-41	H
Oct. 14	Arizona State	L	11-28	H
Oct. 21	Hardin-Simmons	W	42-0	H
Oct. 28	Arizona	W	27-23	H
Nov. 4	at Bowling Green	L	6-28	A
Nov. 11	at Trinity	W	29-28	A
Nov. 18	at New Mexico State	W	35-22	A
Dec. 2	at Texas Tech	L	14-16	A
H/A: 3-2/3-2			309-221	

1962

 Head Coach: Joe E. Kerbel
 Record: 9-2
 Sun Bowl Champions

DATE	OPPONENT	W-L-T	SCORE	SITE
Sept. 15	Trinity	W	61-0	H
Sept. 22	at Texas Tech	W	30-27	A
Sept. 29	UTEP	W	49-0	H
Oct. 6	UT-Arlington	W	49-0	H
Oct. 13	at Arizona State	W	15-14	A
Oct. 20	New Mexico State	W	20-12	H
Oct. 27	at Arizona	L	3-8	A
Nov. 3	Bowling Green	W	23-7	H
Nov. 10	at North Texas	L	13-20	A
Nov. 17	at Hardin-Simmons	W	34-13	A
SUN BOWL				
Dec. 31	vs. Ohio [^]	W	15-14	N
H/A/N: 5-0/3-2/1-0			312-115	
[^] - Played in El Paso, Texas				

1963

 Head Coach: Joe E. Kerbel
 Record: 4-4-1

DATE	OPPONENT	W-L-T	SCORE	SITE
Sept. 21	UT-Arlington	W	22-17	H
Sept. 28	Pacific	W	32-8	H
Oct. 5	North Texas	W	38-17	H
Oct. 12	at Arizona State	L	16-24	A
Oct. 19	Memphis	L	14-29	H
Oct. 26	Arizona	L	3-6	H
Nov. 2	at Trinity	W	24-12	A
Nov. 9	New Mexico State	T	24-24	H
Nov. 30	at UTEP	L	0-13	A
H/A: 3-2-1/1-2			173-140	

1964

 Head Coach: Joe E. Kerbel
 Record: 4-6

DATE	OPPONENT	W-L-T	SCORE	SITE
Sept. 19	Ohio	L	14-16	H
Sept. 26	Arizona State	L	8-34	H
Oct. 3	UTEP	W	14-0	H
Oct. 10	at North Texas	W	21-13	A
Oct. 17	Memphis	L	0-41	H

Oct. 24	Trinity	W	21-6	H
Oct. 31	San Jose State	W	18-7	H
Nov. 7	at Texas Tech	L	0-48	A
Nov. 14	at New Mexico State	L	0-40	A
Nov. 21	at UT-Arlington	L	16-20	A
H/A: 3-3/1-3			112-127	

1965

 Head Coach: Joe E. Kerbel
 Record: 6-4

DATE	OPPONENT	W-L-T	SCORE	SITE
Sept. 18	at Ohio	W	7-0	A
Sept. 25	Bowling Green	W	34-0	H
Oct. 2	Arizona State	W	22-14	H
Oct. 9	Trinity	W	34-6	H
Oct. 16	Colorado State	W	15-12	H
Oct. 23	New Mexico State	L	2-10	H
Oct. 30	at Memphis	L	12-27	A
Nov. 6	Drake	W	20-14	H
Nov. 13	at Lamar	L	14-21	A
Nov. 27	at UTEP	L	21-38	A
H/A: 5-1/1-3			181-142	

1966

 Head Coach: Joe E. Kerbel
 Record: 7-3

DATE	OPPONENT	W-L-T	SCORE	SITE
Sept. 17	UT-Arlington	W	38-6	H
Sept. 24	at Pacific	W	49-7	A
Oct. 1	at Arizona State	W	21-20	A
Oct. 8	UTEP	L	3-9	H
Oct. 15	Richmond	W	41-7	H
Oct. 22	New Mexico State	W	17-14	H
Oct. 29	Memphis	L	14-26	H
Nov. 5	at Northern Arizona	W	34-7	A
Nov. 12	at Colorado State	L	26-35	A
Nov. 19	Western Michigan	W	30-7	H
H/A: 4-2/3-1			273-138	

1967

 Head Coach: Joe E. Kerbel
 Record: 8-3
 Junior Rose Bowl Champions

DATE	OPPONENT	W-L-T	SCORE	SITE
Sept. 16	Montana State	W	35-26	H
Sept. 23	Utah State	L	27-44	H
Sept. 30	Pacific	W	34-6	H
Oct. 7	Colorado State	W	24-14	H
Oct. 14	San Jose State	W	28-14	H
Oct. 21	New Mexico State	L	10-24	H
Oct. 28	UT-Arlington	W	37-27	H
Nov. 4	at Northern Illinois	W	17-10	A
Nov. 11	at East Carolina	W	37-13	A
Nov. 18	at Wichita State	L	13-22	A
JUNIOR ROSE BOWL				
Dec. 2	vs. Cal State-Northridge [^]	W	35-13	N
H/A/N: 5-1/2-2/1-0			297-213	
[^] - Played in Pasadena, California				

1968

 Head Coach: Joe E. Kerbel
 Record: 8-2

DATE	OPPONENT	W-L-T	SCORE	SITE
Sept. 14	Lamar	W	45-7	H
Sept. 21	Wichita State	W	26-0	H
Sept. 28	Pacific	W	23-7	H
Oct. 5	at Montana State	W	35-20	A
Oct. 12	at Memphis	L	21-42	A
Oct. 19	UT-Arlington	W	41-0	H
Oct. 26	at Utah State	L	10-20	A
Nov. 9	Western Michigan	W	53-36	H
Nov. 16	at New Mexico State	W	23-14	A
Nov. 23	at Colorado State	W	22-17	A
H/A: 5-0/3-2			299-163	

1969

Head Coach: Joe E. Kerbel
Record: 6-4

DATE	OPPONENT	W-L-T	SCORE	SITE
Sept. 20	Northern Arizona	L	20-21	H
Sept. 27	Northern Illinois	W	22-7	H
Oct. 4	at Wichita State	W	24-14	A
Oct. 11	San Diego State	L	14-24	H
Oct. 18	at Colorado State	L	7-27	A
Oct. 25	New Mexico State	W	17-16	H
Nov. 1	at UT-Arlington	W	41-7	A
Nov. 8	at Western Michigan	W	28-20	A
Nov. 15	Bowling Green	W	28-12	H
Nov. 29	at Southern Mississippi	L	9-10	A
H/A: 3-2/3-2			210-158	

1970

Head Coach: Joe E. Kerbel
Record: 7-3

DATE	OPPONENT	W-L-T	SCORE	SITE
Sept. 19	at Lamar	L	28-33	A
Sept. 26	Wichita State	W	43-0	H
Oct. 3	East Carolina	W	42-30	H
Oct. 10	at Northern Illinois	W	24-22	A
Oct. 17	North Texas	L	10-11	H
Oct. 24	New Mexico State	W	37-7	H
Oct. 31	at UT-Arlington	W	33-8	A
Nov. 7	Western Michigan	L	0-20	H
Nov. 14	at Bowling Green	W	23-7	A
Nov. 21	at Southern Mississippi	W	14-11	A
H/A: 3-2/4-1			254-149	

1971

Head Coach: Gene Mayfield
Record: 2-9

DATE	OPPONENT	W-L-T	SCORE	SITE
Sept. 11	at Memphis	L	0-30	A
Sept. 18	Lamar	W	14-6	H
Oct. 2	Tulsa	L	13-17	H
Oct. 9	UT-Arlington	L	0-13	H
Oct. 16	Northern Illinois	L	19-22	H
Oct. 23	Idaho	L	0-26	H
Oct. 30	at Wichita State	W	31-14	A
Nov. 6	at New Mexico State	L	24-50	A
Nov. 13	at Colorado State	L	14-36	A
Nov. 20	Drake	L	28-32	H
Nov. 27	at Southern Mississippi	L	0-35	A
H/A: 1-5/1-4			143-281	

1972

Head Coach: Gene Mayfield
Record: 5-5

DATE	OPPONENT	W-L-T	SCORE	SITE
Sept. 16	at Drake	L	12-40	A
Sept. 23	Colorado State	W	41-14	H
Sept. 30	Lamar	W	35-12	H
Oct. 7	at Southern Mississippi	L	7-14	A
Oct. 14	New Mexico State	W	63-14	H
Oct. 21	at Northern Illinois	L	8-17	A
Oct. 28	Wichita State	W	21-16	H
Nov. 4	at San Diego State	L	6-37	A
Nov. 11	at UT-Arlington	L	7-20	A
Nov. 18	at North Texas	W	17-14	A
H/A: 4-0/1-5			217-198	

1973

Head Coach: Gene Mayfield
Record: 2-9

DATE	OPPONENT	W-L-T	SCORE	SITE
Sept. 8	Drake	W	13-10	H
Sept. 15	at Tulsa	L	3-48	A
Sept. 22	at North Texas	L	15-32	A
Sept. 29	Northern Illinois	L	14-21	H
Oct. 6	at Lamar	W	13-0	A
Oct. 20	Utah State	L	14-36	H
Oct. 27	at Wichita State	L	14-30	A

Nov. 3	at New Mexico State	L	14-56	A
Nov. 10	Tampa	L	6-28	H
Nov. 17	Southern Mississippi	L	0-28	H
Nov. 24	Louisville	L	9-21	H
H/A: 1-5/1-4			115-310	

1974

Head Coach: Gene Mayfield
Record: 6-5

DATE	OPPONENT	W-L-T	SCORE	SITE
Sept. 14	at Drake	W	37-17	A
Sept. 21	New Mexico State	L	0-41	H
Sept. 28	Wichita State	W	41-7	H
Oct. 5	Southern Mississippi	W	31-0	H
Oct. 12	at Idaho	W	21-6	A
Oct. 19	at Tulsa	L	14-17	A
Oct. 26	at Utah State	L	16-21	A
Nov. 2	Lamar	L	7-9	H
Nov. 9	at Tampa	W	24-6	A
Nov. 16	North Texas	W	21-14	H
Nov. 30	at Louisville	L	8-10	A
H/A: 3-2/3-3			220-148	

1975

Head Coach: Gene Mayfield
Record: 5-6

DATE	OPPONENT	W-L-T	SCORE	SITE
Sept. 6	at Wichita State	L	7-13	A
Sept. 13	at Lamar	W	10-8	A
Sept. 20	Tulsa	L	14-23	H
Oct. 4	UT-Arlington	L	7-39	H
Oct. 11	at Utah State	L	17-21	A
Oct. 18	Drake	W	24-6	H
Oct. 25	at Louisiana Monroe	W	45-20	A
Nov. 8	New Mexico State	W	38-10	H
Nov. 15	at McNeese State	L	33-39	A
Nov. 22	Louisville	W	49-23	H
Nov. 29	at North Texas	L	15-16	A
H/A: 3-2/2-4			259-218	

1976

Head Coach: Gene Mayfield
Record: 4-5-2

DATE	OPPONENT	W-L-T	SCORE	SITE
Sept. 18	Wichita State	W	14-10	H
Sept. 25	at Southern Illinois	L	17-21	A
Oct. 2	at UT-Arlington	L	21-23	A
Oct. 9	at Houston	L	7-50	A
Oct. 16	North Texas	L	7-10	H
Oct. 23	at Drake	L	14-34	A
Oct. 30	McNeese State	W	30-25	H
Nov. 6	Lamar	W	21-6	H
Nov. 13	at Louisiana Monroe	W	58-41	A
Nov. 20	at New Mexico State	T	13-13	A
Nov. 27	at Tulsa	T	17-17	A
H/A: 4-1/0-4-2			219-250	

1977

Head Coach: Bill Yung
Record: 6-4-1
Missouri Valley Conference Champions

DATE	OPPONENT	W-L-T	SCORE	SITE
Sept. 3	at Wichita State	L	10-14	A
Sept. 17	at McNeese State	L	8-20	A
Sept. 24	at North Texas	L	20-31	A
Oct. 1	UT-Arlington	L	13-17	H
Oct. 8	at New Mexico State	W	17-14	A
Oct. 15	Drake	W	31-7	H
Oct. 22	at Lamar	W	29-7	A
Oct. 29	Indiana State	W	31-20	H
Nov. 12	Colorado State	T	21-21	H
Nov. 19	Tulsa	W	57-21	H
Nov. 26	Southern Illinois	W	28-9	H
H/A: 4-1-1/2-3			262-183	

1978

 Head Coach: Bill Yung
 Record: 3-8

DATE	OPPONENT	W-L-T	SCORE	SITE
Sept. 2	at Mississippi State	L	10-28	A
Sept. 9	at UT-Arlington	W	18-10	A
Sept. 16	McNeese State	L	13-45	H
Sept. 23	at Southern Illinois	L	3-17	A
Sept. 30	Wichita State	L	37-38	H
Oct. 7	North Texas	L	0-35	H
Oct. 14	Lamar	W	55-16	H
Oct. 21	at Indiana State	W	36-7	A
Nov. 4	at Tulsa	L	23-44	A
Nov. 11	at Drake	L	21-24	A
Nov. 22	New Mexico State	L	31-33	H
H/A:	1-4/2-4		237-297	

1979

 Head Coach: Bill Yung
 Record: 5-5-1
 Missouri Valley Conference Champions

DATE	OPPONENT	W-L-T	SCORE	SITE
Sept. 1	Southern Illinois	W	14-0	H
Sept. 8	UT-Arlington	L	6-10	H
Sept. 15	at McNeese State	L	0-21	A
Sept. 22	at Louisiana-Lafayette	L	10-19	A
Sept. 29	at Houston	L	10-49	A
Oct. 6	at Lamar	T	12-12	A
Oct. 13	Indiana State	W	33-17	H
Oct. 20	at North Texas	L	14-28	A
Oct. 27	at Wichita State	W	58-0	A
Nov. 3	at New Mexico State	W	54-21	A
Nov. 17	Drake	W	28-18	H
H/A:	3-1/2-4-1		239-195	

1980

 Head Coach: Bill Yung
 Record: 5-6

DATE	OPPONENT	W-L-T	SCORE	SITE
Sept. 6	McNeese State	L	17-20	H
Sept. 13	at Oklahoma State	W	20-19	A
Sept. 20	at Baylor	L	15-43	A
Sept. 27	Texas State	W	21-13	H
Oct. 4	New Mexico State	W	17-15	H
Oct. 11	at UT-Arlington	W	38-26	A
Oct. 18	at Drake	L	21-27	A
Oct. 25	at Tulsa	L	24-44	A
Nov. 1	at Indiana State	L	18-37	A
Nov. 15	Wichita State	L	18-20	H
Nov. 22	at Southern Illinois	W	23-20	A
H/A:	2-2/3-4		232-284	

1980

 Head Coach: Bill Yung
 Record: 7-4

DATE	OPPONENT	W-L-T	SCORE	SITE
S5	Louisiana Tech	W	17-10	H
S12	at Iowa State	L	13-17	A
S19	at UNLV	W	21-17	A
S26	UT-Arlington	W	35-31	H
O3	at McNeese State	W	31-24	A
O10	Southern Illinois	L	22-29	H
O17	at Wichita State	W	23-17	A
O24	at Drake	L	13-21	A
N7	Indiana State	W	17-14	H
N14	Tulsa	L	10-24	H
N21	at New Mexico State	W	45-9	A
H/A:	3-2/4-2		247-213	

1982

 Head Coach: Don Davis
 Record: 3-8

DATE	OPPONENT	W-L-T	SCORE	SITE
Sept. 4	Abilene Christian	L	29-33	H
Sept. 11	at Louisiana Tech	L	7-28	A
Sept. 18	at Louisiana-Lafayette	L	18-31	A

Sept. 25	McNeese State	W	25-17	H
Oct. 2	Wichita State	L	21-24	H
Oct. 16	at Florida	L	14-77	A
Oct. 23	North Texas	W	24-22	H
Oct. 30	Drake	L	24-31	H
Nov. 6	at Tulsa	L	21-59	A
Nov. 13	New Mexico State	W	30-28	H
Nov. 20	at Southern Illinois	L	13-17	A
H/A:	3-3/0-5		226-367	

1983

 Head Coach: Don Davis
 Record: 0-10-1

DATE	OPPONENT	W-L-T	SCORE	SITE
Sept. 3	at North Texas	L	3-32	A
Sept. 10	Abilene Christian	L	3-28	H
Sept. 17	at McNeese State	L	0-17	A
Sept. 24	UT-Arlington	L	13-31	H
Oct. 1	Angelo State	L	3-10	H
Oct. 8	Illinois State	T	24-24	H
Oct. 22	at Wichita State	L	30-31	A
Oct. 29	at Drake	L	26-36	A
Nov. 5	Indiana State	L	20-31	H
Nov. 12	at Tulsa	L	16-31	A
Nov. 19	at New Mexico State	L	24-26	A
H/A:	0-4-1/0-6		162-297	

1984

 Head Coach: Don Davis
 Record: 3-8

DATE	OPPONENT	W-L-T	SCORE	SITE
Sept. 1	at Northern Illinois	L	33-40	A
Sept. 8	at UT-Arlington	L	19-27	A
Sept. 15	at New Mexico	L	0-27	A
Sept. 22	McNeese State	L	7-24	H
Sept. 29	at Iowa State	L	0-14	A
Oct. 5	Tulsa	L	7-35	H
Oct. 12	Abilene Christian	W	14-10	H
Oct. 19	at Southern Illinois	W	24-17	A
Oct. 26	at New Mexico State	W	21-13	A
Nov. 10	at Wichita State	L	14-17	A
Nov. 17	Drake	L	22-25	H
H/A:	1-3/2-5		161-249	

1985

 Head Coach: Bill Kelly
 Record: 6-3-1

DATE	OPPONENT	W-L-T	SCORE	SITE
Sept. 7	at Abilene Christian	L	18-25	A
Sept. 14	Angelo State	W	12-10	H
Sept. 21	Louisiana Tech	L	10-20	H
Sept. 28	Texas A&M-Kingsville	W	27-17	H
Oct. 5	Indiana State	W	29-27	H
Oct. 12	Wichita State	W	33-21	H
Oct. 19	at Illinois State	T	29-29	A
Oct. 26	at Tulsa	L	17-44	A
Nov. 2	at Drake	W	28-27	A
Nov. 6	at New Mexico State	W	55-25	A
H/A:	4-1/2-2-1		258-245	

1986

 Head Coach: Bill Kelly
 Record: 7-4
 Lone Star Conference Champions

DATE	OPPONENT	W-L-T	SCORE	SITE
Sept. 6	Troy	L	32-38	H
Sept. 13	Central Oklahoma	W	35-28	H
Sept. 20	at Louisiana Tech	L	21-24	A
Sept. 27	Mississippi College	L	24-34	H
Oct. 4	at Stephen F. Austin	L	31-36	A
Oct. 11	Angelo State	W	38-15	H
Oct. 18	at Howard Payne	W	31-7	A
Oct. 25	Texas A&M-Commerce	W	49-19	H
Nov. 1	at Texas A&M-Kingsville	W	54-49	A
Nov. 15	Eastern New Mexico	W	50-3	H
Nov. 22	at Abilene Christian	W	32-28	A
H/A:	4-2/3-2		397-281	



1987

Head Coach: Bill Kelly
Record: 5-6

DATE	OPPONENT	W-L-T	SCORE	SITE
Sept. 5	Stephen F. Austin	L	3-7	H
Sept. 12	Central Oklahoma	W	25-8	H
Sept. 19	at Troy	L	0-45	A
Sept. 26	at Mississippi College	L	16-28	A
Oct. 3	East Central	W	27-17	H
Oct.10	at Angelo State	L	7-36	A
Oct. 24	at Texas A&M-Commerce	W	35-34	A
Oct. 31	Texas A&M-Kingsville	L	20-44	H
Nov. 7	Northwest Missouri State	W	33-21	H
Nov. 14	at Eastern New Mexico	W	29-7	A
Nov. 21	Abilene Christian	L	17-27	H
H/A: 3-3/2-3		212-276		

1988

Head Coach: Steve Graf
Record: 2-8

DATE	OPPONENT	W-L-T	SCORE	SITE
Sept. 3	at Lamar	L	21-42	A
Sept. 10	at Truman State	L	28-45	A
Sept. 24	at Northwest Missouri State	W	65-42	A
Oct. 1	Angelo State	L	6-52	H
Oct. 8	at Cameron	L	29-56	A
Oct. 15	Texas A&M-Commerce	L	37-41	H
Oct. 22	at Texas A&M-Kingsville	L	7-32	A
Oct. 29	at Central Oklahoma	L	15-27	A
Nov. 5	Eastern New Mexico	W	34-15	H
Nov. 12	at Abilene Christian	L	37-51	A
H/A: 1-2/1-6		279-403		

1989

Head Coach: Steve Graf
Record: 3-8

DATE	OPPONENT	W-L-T	SCORE	SITE
Sept. 2	Sacramento State	L	22-35	H
Sept. 9	at Cal Poly	L	10-31	A
Sept. 16	Lamar	L	17-49	H
Sept. 23	Nebraska-Kearney	W	45-28	H
Sept. 30	at Angelo State	L	14-49	A
Oct. 7	Cameron	W	28-9h	H
Oct. 14	at Texas A&M-Commerce	L	20-21	A
Oct. 21	Texas A&M-Kingsville	L	3-39	H
Oct. 28	Central Oklahoma	W	26-24	H
Nov. 4	at Eastern New Mexico	L	17-21	A
Nov. 11	Abilene Christian	L	20-38	H
H/A: 3-4/0-4		222-344		

1990

Head Coach: Steve Graf
Record: 1-10

DATE	OPPONENT	W-L-T	SCORE	SITE
Sept. 1	at Sacramento State	L	9-22	A
Sept. 8	Cal Poly	L	13-48	H
Sept. 15	Tarleton	L	15-16	H
Sept. 22	at Nebraska-Kearney	L	14-17	A
Sept. 29	Angelo State	L	14-52	H
Oct. 6	at Cameron	W	20-17	A
Oct. 13	Texas-Commerce	L	35-51	H
Oct. 20	at Texas A&M-Kingsville	L	16-21	A
Oct. 27	at Central Oklahoma	L	16-38	A
Nov. 3	Eastern New Mexico	L	0-32	H
Nov. 10	at Abilene Christian	L	22-24	A
H/A: 0-5/1-5		174-338		

1991

Did Not Play (Program Disbanded)

1992

Head Coach: Ron Steele
Record: 1-9

DATE	OPPONENT	W-L-T	SCORE	SITE
Sept. 5	Southwestern Oklahoma State	L	0-37	H
Sept. 12	at Fort Lewis	L	35-46	A
Sept. 26	at Cameron	L	10-44	A
Oct. 3	Western New Mexico	L	20-30	H
Oct. 10	Prairie View A&M	W	21-15	H
Oct. 17	Southeastern Oklahoma State	L	7-38	H
Oct. 24	at New Mexico Highlands	L	14-42	A
Oct. 31	Tarleton	L	7-36	H
Nov. 7	Eastern New Mexico	L	0-56	H
Nov. 14	at Oklahoma Panhandle State	L	0-14	A
H/A: 1-4/0-5		114-358		

1993

Head Coach: Ron Steele
Record: 3-6

DATE	OPPONENT	W-L-T	SCORE	SITE
Sept. 11	Fort Lewis	L	24-27	H
Sept. 18	Oklahoma Panhandle State	W	69-8	H
Sept. 25	at Southwestern Oklahoma State	L	24-47	A
Oct. 2	Midwestern State	L	12-31	H
Oct. 9	at Prairie View A&M	W	28-6	A
Oct. 16	at Southeastern Oklahoma State	L	14-44	A
Oct. 30	Tarleton	L	27-28	H
Nov. 6	at Eastern New Mexico	W	35-34	A
Nov. 13	at Western New Mexico	L	16-41	A
H/A: 1-3/2-3		249-286		

1994

Head Coach: Morris Stone
Record: 9-2

DATE	OPPONENT	W-L-T	SCORE	SITE
Sept. 3	vs. Fort Lewis [^]	W	39-16	N
Sept. 10	Adams State	W	14-7	H
Sept. 17	Howard Payne	W	59-56	H
Sept. 24	New Mexico Highlands	W	48-16	H
Oct. 1	at Midwestern State	W	35-28	A
Oct. 8	Western New Mexico	W	70-44	H
Oct. 15	at Hardin-Simmons	W	40-34	A
Oct. 22	at Abilene Christian	L	50-51	A
Oct. 29	at Tarleton	W	59-33	A
Nov. 5	Eastern New Mexico	L	38-48	H
Nov. 12	at Oklahoma Panhandle State	W	54-28	A
H/A/N: 4-1/4-1/1-0		506-361		
[^] - Played in Farmington, New Mexico				

1995

Head Coach: Morris Stone
Record: 5-6

DATE	OPPONENT	W-L-T	SCORE	SITE
Sept. 2	Western New Mexico	W	35-23	H
Sept. 9	at Adams State	W	44-26	A
Sept. 16	Fort Lewis	W	44-7	H
Sept. 23	Southwestern Oklahoma State	W	38-21	H
Sept. 30	at Angelo State	L	14-54	A
Oct. 7	Tarleton	W	46-23	H
Oct. 14	at Texas A&M-Commerce	L	7-51	A
Oct. 21	Texas A&M-Kingsville	L	17-55	H
Oct. 28	Central Oklahoma	L	6-43	H
Nov. 4	at Eastern New Mexico	L	7-10	A
Nov. 11	Abilene Christian	L	14-21	H
H/A: 4-2/1-4		272-334		

1996

 Head Coach: Morris Stone
 Record: 1-9

DATE	OPPONENT	W-L-T	SCORE	SITE
Sept. 7	Adams State	L	10-13	H
Sept. 14	at Midwestern State	W	5-0	A
Sept. 21	at Southwestern Oklahoma State	L	21-31	A
Oct. 5	Angelo State	L	10-28	H
Oct. 12	at Tarleton	L	17-27	A
Oct. 19	Texas A&M-Commerce	L	0-31	H
Oct. 26	Texas A&M-Kingsville	L	0-21	H
Nov. 2	at Central Oklahoma	L	7-21	A
Nov. 9	Eastern New Mexico	L	21-31	H
Nov. 16	at Abilene Christian	L	3-26	A
H/A: 0-5/1-4			94-229	

1997

 Head Coach: Stan McGarvey
 Record: 7-4

DATE	OPPONENT	W-L-T	SCORE	SITE
Aug. 28	at Stephen F. Austin	L	17-35	A
Sept. 6	at Adams State	W	48-0	A
Sept. 13	at Southwestern Oklahoma State	W	34-7	A
Sept. 20	East Central	W	48-0	H
Oct. 4	at Angelo State	L	23-31	A
Oct. 11	Tarleton	W	31-17	H
Oct. 18	at Texas A&M-Commerce	L	14-21	A
Oct. 25	Texas A&M-Kingsville	L	0-33	H
Nov. 1	Midwestern State	W	51-7	H
Nov. 8	at Eastern New Mexico	W (OT)	35-34	A
Nov. 15	Abilene Christian	W	20-0	H
H/A: 4-1/3-3			321-185	

1998

 Head Coach: Stan McGarvey
 Record: 8-3

DATE	OPPONENT	W-L-T	SCORE	SITE
Aug. 29	Oklahoma Panhandle State	W	54-14	H
Sept. 5	at Central Arkansas	L	30-38	A
Sept. 12	at Southwestern Oklahoma State	W	42-0	A
Sept. 19	East Central	W	42-0	H
Oct. 3	Angelo State	W	37-7	H
Oct. 10	at Tarleton	W	35-6	A
Oct. 17	Texas A&M-Commerce	W	27-14	H
Oct. 24	at Texas A&M-Kingsville	L	21-43	A
Oct. 31	at Midwestern State	W	38-22	A
Nov. 7	Eastern New Mexico	W	13-10	H
Nov. 14	at Abilene Christian	L (2OT)	29-36	A
H/A: 5-0/3-3			368-190	

1999

 Head Coach: Stan McGarvey
 Record: 3-8

DATE	OPPONENT	W-L-T	SCORE	SITE
Aug. 28	at Oklahoma Panhandle State	W	30-20	A
Sept. 4	Central Arkansas	L	20-27	H
Sept. 17	at Southwestern Oklahoma State	L	20-25	A
Sept. 25	Southeastern Oklahoma State	L	24-31	H
Oct. 2	at Angelo State	L	7-28	A
Oct. 9	Tarleton	W	7-6	H
Oct. 16	at Texas A&M-Commerce	L	3-9	A
Oct. 23	Texas A&M-Kingsville	L	14-35	H
Oct. 30	Midwestern State	L	0-24	H
Nov. 6	at Eastern New Mexico	L	16-24	A
Nov. 3	Abilene Christian	W	21-9	H
H/A: 2-4/1-4			162-238	

2000

 Head Coach: Stan McGarvey
 Record: 5-6

DATE	OPPONENT	W-L-T	SCORE	SITE
Aug. 26	Western New Mexico	W	50-0	H
Sept. 9	at Midwestern State	L	7-14	A
Sept. 16	at Western Washington	L	17-41	A
Sept. 23	Northeastern State	W	21-12	H
Sept. 30	Angelo State	L	3-28	H

Oct. 7	at Tarleton	L	19-43	A
Oct. 14	Texas A&M-Commerce (H)	W	45-20	H
Oct. 21	at Texas A&M-Kingsville	W	13-3	A
Oct. 28	at East Central	L	17-26	A
Nov. 4	Eastern New Mexico (H)	L	21-49	H
Nov. 11	at Abilene Christian	W	31-30	A
H/A: 3-2/2-4			244-256	

2001

 Head Coach: Stan McGarvey
 Record: 2-9

DATE	OPPONENT	W-L-T	SCORE	SITE
Aug. 30	Midwestern State	L	14-42	H
Sept. 8	at Western New Mexico	W	35-14	A
Sept. 15	Northwestern Oklahoma State	W	27-10	H
Sept. 22	at Northeastern State	L	17-28	A
Sept. 29	at Angelo State	L	10-30	A
Oct. 6	Tarleton	L	3-62	H
Oct. 13	at Texas A&M-Commerce	L	19-28	A
Oct. 20	Texas A&M-Kingsville	L	17-33	H
Oct. 27	East Central	L	30-38	H
Nov. 3	at Eastern New Mexico	L	27-41	A
Nov. 10	Abilene Christian	L	31-34	H
H/A: 1-5/1-4			238-352	

2002

 Head Coach: Ronnie Jones
 Record: 0-11

DATE	OPPONENT	W-L-T	SCORE	SITE
Sept. 7	Southwestern Oklahoma State	L	21-39	H
Sept. 14	at Northwestern Oklahoma State	L	0-43	A
Sept. 21	Central Oklahoma	L	14-34	H
Sept. 28	at Southeastern Oklahoma State	L	7-43	A
Oct. 5	Angelo State	L	0-19	H
Oct. 12	at Midwestern State	L	14-54	A
Oct. 19	Texas A&M-Commerce	L	17-18	H
Oct. 26	at Texas A&M-Kingsville	L	7-49	A
Nov. 2	Tarleton	L	17-42	H
Nov. 9	Eastern New Mexico	L	16-27	H
Nov. 16	at Abilene Christian	L	31-35	A
H/A: 0-6/0-5			144-401	

2003

 Head Coach: Ronnie Jones
 Record: 3-8

DATE	OPPONENT	W-L-T	SCORE	SITE
Aug. 30	Oklahoma Panhandle State	W	42-21	H
Sept. 6	at Southwestern Oklahoma State	L	14-30	A
Sept. 20	at Central Oklahoma	L	20-31	A
Sept. 27	Southeastern Oklahoma State	L	30-55	H
Oct. 4	at Angelo State	L	19-20	A
Oct. 11	Midwestern State	L	13-48	H
Oct. 18	at Texas A&M-Commerce	W	30-17	A
Oct. 25	Texas A&M-Kingsville	L	13-38	H
Nov. 1	at Tarleton	L	27-47	A
Nov. 8	at Eastern New Mexico	W	49-23	A
Nov. 15	Abilene Christian	L	27-34	H
H/A: 1-4/2-4			266-374	

2004

 Head Coach: Ronnie Jones
 Record: 2-8

DATE	OPPONENT	W-L-T	SCORE	SITE
Sept. 4	at East Central	L	6-13	A
Sept. 11	Central Oklahoma	L	27-38	H
Sept. 18	at Southwestern Oklahoma State	W	23-6	A
Sept. 25	at Texas A&M-Kingsville	L	21-69	A
Oct. 2	Midwestern State	L	26-30	H
Oct. 9	at Eastern New Mexico	L	20-21	A
Oct. 16	Abilene Christian	L	24-27	H
Oct. 23	at Angelo State	W	36-33	A
Oct. 30	Tarleton	L	14-34	H
Nov. 6	Texas A&M-Commerce	L	28-38	H
H/A: 0-5/2-3			225-309	



2005

Head Coach: Don Carthel
 Record: 10-2
 Lone Star Conference Champions
 NCAA Playoffs - Second Round

DATE	OPPONENT	W-L-T	SCORE	SITE
Aug. 25	at New Mexico Highlands	W	90-21	A
Sept. 3	East Central	W	37-6	H
Sept. 10	at Central Oklahoma	W	44-31	A
Sept. 17	Southwestern Oklahoma State	W	41-14	H
Sept. 24	Texas A&M-Kingsville	W	28-20	H
Oct. 1	at Midwestern State	W	47-44	A
Oct. 8	Eastern New Mexico	W (OT)	52-51*	H
Oct. 15	at Abilene Christian	W	40-24	A
Oct. 22	Angelo State	L	53-58	H
Oct. 29	at Texas A&M-Commerce	W	19-17	A
Nov. 5	at Tarleton	W	30-26	A
NCAA PLAYOFFS				
Nov. 19	Pittsburg State	L	3-41	H
H/A:	4-2/6-0		484-353	

2006

Head Coach: Don Carthel
 Record: 11-2
 Lone Star Conference Champions
 NCAA Playoffs - First Round

DATE	OPPONENT	W-L-T	SCORE	SITE
Aug. 31	Colorado Mesa	W	44-14	H
Sept. 9	Adams State	W	31-11	H
Sept. 16	at Texas A&M-Commerce	W	35-10	A
Sept. 23	Northeastern State	W	14-10	H
Sept. 30	at Texas A&M-Kingsville	W	51-31	A
Oct. 7	Midwestern State	W	29-27	H
Oct. 14	at Eastern New Mexico	W	21-14	A
Oct. 19	Abilene Christian	L	33-49	H
Oct. 28	at Angelo State	W	26-10	A
Nov. 4	at Central Oklahoma	W	38-7	A
Nov. 11	Tarleton	W	21-16	H
Nov. 18	Abilene Christian	W (OT)	30-27	H
NCAA PLAYOFFS				
Nov. 25	at Chadron State	L	17-43	A
H/A:	6-1/5-1		390-269	

2007

Head Coach: Don Carthel
 Record: 12-1
 Lone Star Conference Champions
 NCAA Playoffs - Second Round

DATE	OPPONENT	W-L-T	SCORE	SITE
Aug. 30	South Dakota	W	55-45	H
Sept. 8	at Adams State	W	63-20	A
Sept. 15	Texas A&M-Commerce	W	45-14	H
Sept. 21	at Northeastern State	W	38-0	A
Sept. 29	Texas A&M-Kingsville	W	36-3	H
Oct. 6	at Midwestern State	W	25-20	A
Oct. 13	Eastern New Mexico	W	62-31	H
Oct. 20	at Abilene Christian	W	41-31	A
Oct. 27	Angelo State	W	38-17	H
Nov. 3	Central Oklahoma	W	31-0	H
Nov. 10	at Tarleton	W	39-14	A
NCAA PLAYOFFS				
Nov. 17	Washburn	W	40-39	H
Nov. 24	at Northwest Missouri State	L	28-56	A
H/A:	7-0/5-1		541-290	

2008

Head Coach: Don Carthel
 Record: 11-2
 NCAA Playoffs - Second Round

DATE	OPPONENT	W-L-T	SCORE	SITE
Aug. 28	at Colorado Mesa	W	23-20	A
Sept. 6	at Central Oklahoma	W	49-18	A
Sept. 13	Azusa Pacific	W	75-13	H
Sept. 20	Southwestern Oklahoma	W	42-20	H
Sept. 28	at Texas A&M-Kingsville	W	55-35	A
Oct. 4	Midwestern State	W	42-14	H
Oct. 11	at Eastern New Mexico	W	51-27	A
Oct. 18	Abilene Christian	L	35-52	H

Oct. 25	at Angelo State	W	27-0	A
Nov. 3	Northeastern State	W	59-9	H
Nov. 8	Tarleton	W	51-0	H
NCAA PLAYOFFS				
Nov. 15	Central Washington	W	49-42	H
Nov. 22	at Abilene Christian	L	68-93	A
H/A:	6-1/5-1		626-343	

2009

Head Coach: Don Carthel
 Record: 7-5
 Kanza Bowl Champions

DATE	OPPONENT	W-L-T	SCORE	SITE
Aug. 29	Grand Valley State	L	23-37	H
Sept. 5	Central Oklahoma	L	17-24	H
Sept. 12	at Central Washington	L	10-34	A
Sept. 19	at Southwestern Oklahoma State	W	41-15	A
Sept. 27	Texas A&M-Kingsville	L (OT)	17-23	H
Oct. 3	at Midwestern State	L	19-31	A
Oct. 10	Eastern New Mexico	W	34-24	H
Oct. 17	at Abilene Christian	W	32-21	A
Oct. 24	Angelo State	W	43-15	H
Oct. 31	at Northeastern State	W	66-23	A
Nov. 7	at Tarleton	W	49-35	A
KANZA BOWL				
Dec. 5	vs. Nebraska-Omaha [^]	W	31-25	N
H/A/N:	2-3/4-2/1-0		382-307	

[^] - Played in Topeka, Kansas

2010

Head Coach: Don Carthel
 Record: 8-4
 NCAA Playoffs - First Round

DATE	OPPONENT	W-L-T	SCORE	SITE
Sept. 2	at Grand Valley State	L	31-34	A
Sept. 11	at Southwestern Oklahoma State	W	77-14	A
Sept. 18	Southeastern Oklahoma State	W	41-17	H
Sept. 25	at Angelo State	W	37-27	A
Oct. 2	at Northeastern State	W	34-22	A
Oct. 9	Tarleton	W	48-17	H
Oct. 16	at Texas A&M-Kingsville	L	24-28	A
Oct. 23	Midwestern State	W	42-29	H
Oct. 30	at Incarnate Word	W	49-10	A
Nov. 6	Abilene Christian	L	34-41	H
Nov. 13	East Central	W	52-21	H
NCAA PLAYOFFS				
Nov. 20	at Central Missouri	L	35-55	A
H/A:	4-1/4-3		469-260	

2011

Head Coach: Don Carthel
 Record: 8-3
 Kanza Bowl Champions

DATE	OPPONENT	W-L-T	SCORE	SITE
Sept. 1	CSU-Pueblo	L	24-26	H
Sept. 17	vs. Texas A&M-Kingsville!	W	42-21	N
Sept. 24	Incarnate Word	W	52-7	H
Oct. 1	at Tarleton	W	44-13	A
Oct. 8	Angelo State	W	19-7	H
Oct. 15	at Abilene Christian	L	18-28	A
Oct. 22	Eastern New Mexico	W	52-21	H
Oct. 29	Central Washington	W	49-35	H
Nov. 5	at Midwestern State	L	21-35	A
Nov. 12	Texas A&M-Commerce	W	49-0	H
KANZA BOWL				
Nov. 27	vs. Central Missouri [^]	W	26-7	N
H/AN:	5-1/1-2/2-0		396-200	

! - LSC Football Festival Played in Arlington, Texas
[^] - Played in Topeka, Kansas

2012

Head Coach: Don Carthel
 Record: 12-3
 Lone Star Conference Champions
 NCAA Playoffs - National Semifinalists

DATE	OPPONENT	W-L-T	SCORE	SITE
Aug. 30	at CSU-Pueblo	L	34-44	A
Sept. 8	Western Colorado	W	57-20	H
Sept. 15	vs. Texas A&M-Kingsville!	W	40-10	N
Sept. 22	at Incarnate Word	W	24-0	A
Sept. 29	Tarleton	W	41-21	H
Oct. 6	at Angelo State	W	35-9	A
Oct. 13	Abilene Christian	W	36-0	H
Oct. 20	at Eastern New Mexico	W	44-21	A
Oct. 27	at West Georgia	W	52-28	A
Nov. 3	Midwestern State	L	48-52	H
Nov. 10	at Texas A&M-Commerce	W	45-14	A
NCAA PLAYOFFS				
Nov. 17	at Chadron State	W	38-30	A
Nov. 24	at Ashland	W	33-28	A
Dec. 1	at CSU-Pueblo	W	34-16	A
Dec. 8	at Winston-Salem State	L	18-41	A
H/A/N: 3-1/8-2/1-0			579-331	
! - LSC Football Festival Played in Arlington, Texas				

2013

Head Coach: Mike Nesbitt
 Record: 11-3
 NCAA Playoffs - National Quarterfinalists

DATE	OPPONENT	W-L-T	SCORE	SITE
Sept. 7	at Western Colorado	W	48-21	A
Sept. 12	vs. Chadron State !	W	34-31	N
Sept. 21	Texas A&M-Commerce	W	62-28	H
Sept. 28	at Texas A&M-Kingsville	W	69-7	A
Oct. 5	Central State	W	72-0	H
Oct. 12	at Tarleton	L	27-31	A
Oct. 19	Angelo State	W	34-30	H
Oct. 26	at McMurry	W	90-57	A
Nov. 2	Eastern New Mexico	L	38-39	H
Nov. 9	West Georgia	W	63-23	H
Nov. 16	at Midwestern State	W	19-12	A
NCAA PLAYOFFS				
Nov. 23	at Indianapolis	W	27-14	A
Nov. 30	at Ohio Dominican	W	34-27	A
Dec. 7	at Grand Valley State	L	28-35	A
H/A/N: 4-1/6-2/1-0			645-355	
! - LSC Football Festival Played in Arlington, Texas				

2014

Head Coach: Mike Nesbitt
 Record: 2-5

DATE	OPPONENT	W-L-T	SCORE	SITE
Sept. 4	at CSU-Pueblo	L	6-35	A
Sept. 13	Tarleton	L	27-31	H
Sept. 20	vs. Shorter!%	W	27-19	N
Sept. 27	at Angelo State%	W	58-41	A
Oct. 4	McMurry%	W	56-21	H
Oct. 11	at Midwestern State%	W	34-13	A
Oct. 18	at Texas A&M-Commerce	L	21-48	A
Oct. 25	Texas A&M-Kingsville	W	48-21	H
Nov. 1	at Eastern New Mexico	L	21-31	A
LSC FOOTBALL PLAYOFF				
Nov. 8	McMurry	W	58-13	H
Nov. 15	at Eastern New Mexico	L	45-55	A
H/A/N: 4-1/1-4/1-0			401-328	
! - LSC Football Festival Played in Arlington, Texas				
% - Vacated Wins				

2015

Head Coach: Mike Nesbitt
 Record: 6-4

DATE	OPPONENT	W-L-T	SCORE	SITE
Sept. 3	Azusa Pacific	L	24-27	H
Sept. 12	CSU-Pueblo	W	31-30	H
Sept. 19	Tarleton!	W	52-38	N
Sept. 26	Angelo State	L	17-35	H
Oct. 10	at Midwestern State	L	17-24	A
Oct. 17	Texas A&M-Commerce	L	20-38	H

Oct. 24	at Texas A&M-Kingsville	W	24-14	A
Oct. 31	Eastern New Mexico	W	52-42	H
LSC FOOTBALL PLAYOFF				
Nov. 7	at Oklahoma Panhandle State	W	28-21	A
Nov. 14	Texas A&M-Kingsville	W	51-45	H
H/A/N: 3-3/2-1/1-0			316-314	
! - LSC Football Festival Played in Arlington, Texas				

2016

Head Coach: Mike Nesbitt
 Record: 6-5

DATE	OPPONENT	W-L-T	SCORE	SITE
Sept. 1	at Azusa Pacific	L	10-28	A
Sept. 10	at CSU-Pueblo	W	26-10	A
Sept. 18	at UT Permian Basin	W	48-14	A
Sept. 24	Tarleton	W	37-25	H
Oct. 1	at Eastern New Mexico	L	30-39	A
Oct. 8	Texas A&M-Kingsville	L	34-51	H
Oct. 15	at Oklahoma Panhandle State	W	42-14	A
Oct. 22	Midwestern State	W	35-27	H
Oct. 29	at Texas A&M-Commerce	L	0-36	A
Nov. 5	Angelo State	L	6-28	H
Nov. 12	at Western New Mexico	W (OT)	37-30	A
H/A/N: 2-2/4-3/0-0			305-302	

2017

Head Coach: Hunter Hughes
 Record: 3-8

DATE	OPPONENT	W-L-T	SCORE	SITE
Sept. 2	Azusa Pacific	L	13-34	H
Sept. 9	CSU-Pueblo	W	24-21	H
Sept. 16	UT Permian Basin	W	17-6	H
Sept. 23	at Tarleton	L	20-30	A
Sept. 30	Eastern New Mexico	L	14-28	H
Oct. 7	at Texas A&M-Kingsville	L	9-37	A
Oct. 14	Adams State	W	17-14	H
Oct. 21	at Midwestern State	L	3-45	A
Oct. 28	Texas A&M-Commerce	L	16-35	H
Nov. 4	at Angelo State	L	3-51	A
Nov. 11	Western New Mexico	L	17-21	H
H/A: 3-4/0-4			155-242	

2018

Head Coach: Hunter Hughes
 Record: 6-5

DATE	OPPONENT	W-L-T	SCORE	SITE
Sept. 1	at Azusa Pacific	L	7-17	A
Sept. 8	Oklahoma Panhandle State	W	42-7	H
Sept. 15	Tarleton	L	7-44	H
Sept. 22	at Western New Mexico	W	27-17	A
Sept. 29	at Central Washington	W	28-26	A
Oct. 6	UT Permian Basin	W	42-21	H
Oct. 13	at Angelo State	W	26-18	A
Oct. 20	Eastern New Mexico	L	0-28	H
Oct. 27	at Texas A&M-Commerce	L	16-41	A
Nov. 3	Texas A&M-Kingsville	W	35-31	H
Nov. 10	at Midwestern State	L (OT)	23-24	A
H/A: 3-2/3-3			253-274	

2019

Head Coach: Hunter Hughes
 Record: 8-3

DATE	OPPONENT	W-L-T	SCORE	SITE
Sept. 7	Azusa Pacific	W	35-16	H
Sept. 14	at William Jewell	W	49-21	A
Sept. 21	at Tarleton	L	28-58	A
Sept. 28	Western New Mexico	W	45-21	H
Oct. 5	Central Washington	W	48-41	H
Oct. 12	at UT Permian Basin	W	14-10	A
Oct. 19	Angelo State	L	14-17	H
Oct. 26	at Eastern New Mexico	W	35-14	A
Nov. 2	Texas A&M-Commerce	L	20-34	H
Nov. 9	at Texas A&M-Kingsville	W	35-31	A
Nov. 16	Midwestern State	W	34-24	H
H/A: 4-2/4-1			357-287	



2020

Head Coach: Hunter Hughes

Record: 3-3

COVID-19 Pandemic

DATE	OPPONENT	W-L-T	SCORE	SITE
Sept. 19	Oklahoma Panhandle State	W	58-7	H
Sept. 26	at Angelo State	L	10-21	A
Oct. 3	at Stephen F. Austin	L	6-34	A
Oct. 24	Angelo State	W	34-27	H
Oct. 31	North American	W	56-0	H
Nov. 21	Pittsburg State	L	28-42	H
H/A: 3-1/0-2			192-131	

2021

Head Coach: Hunter Hughes

Record: 7-4

DATE	OPPONENT	W-L-T	SCORE	SITE
Sept. 2	Texas College	W	73-0	H
Sept. 11	at UT Permian Basin	L	31-42	A
Sept. 18	Western New Mexico	W	42-14	H
Sept. 25	Colorado School of Mines	L	13-21	H
Oct. 2	at Western Oregon	L	38-41	A
Oct. 9	Angelo State	W	31-15	H
Oct. 16	at Eastern New Mexico	W	44-24	A
Oct. 23	Texas A&M-Commerce	L	3-15	H
Oct. 30	at Texas A&M-Kingsville	W	35-23	A
Nov. 6	Midwestern State	W	15-12	H
Nov. 13	Bethel College	W	52-9	H
H/A: 5-2/2-2			377-216	

2022

Head Coach: Hunter Hughes

Record: 5-6

DATE	OPPONENT	W-L-T	SCORE	SITE
Sept. 3	Western Colorado	W	44-6	H
Sept. 10	at Adams State	W	34-19	A
Sept. 17	Texas A&M-Kingsville	L	24-31	H
Sept. 24	at Angelo State	L	14-34	A
Oct. 1	UT Permian Basin	W	28-27	H
Oct. 8	at Midwestern State	W	38-26	A
Oct. 15	at Western Oregon	L	13-27	A
Oct. 22	Central Washington	W	35-16	H
Oct. 29	at Western New Mexico	L	37-41	A
Nov. 5	Eastern New Mexico	L	21-24	H
Nov. 12	at Simon Fraser	L	14-46	A
H/A: 3-2/2-4			302-297	

THE BUFFS ON HOMECOMING

Year	Opponent	Result	Record
1931	New Mexico	W, 7-0	1-0-0
1932	Sul Ross State	T, 7-7	1-0-1
1933	Oklahoma City	L, 32-13	1-1-1
1934	McMurry	L, 17-7	1-2-1
1937	Northwestern Oklahoma State	W, 26-0	2-2-1
1938	Sul Ross State	W, 16-7	3-2-1
1939	St. Mary's	W, 34-13	4-2-1
1941	St. Mary's	W, 40-21	5-2-1
1942	Hardin-Simmons	L, 27-6	5-3-1
1950	Sam Houston State	W, 39-18	6-3-1
1951	Hardin-Simmons	L, 27-6	6-4-1
1952	New Mexico State	W, 45-7	7-4-1
1954	New Mexico State	W, 41-7	8-4-1
1955	Hardin-Simmons	L, 19-18	8-5-1
1956	UTEP	L, 16-13	8-6-1
1957	Hardin-Simmons	W, 39-19	9-6-1
1958	UTEP	L, 29-12	9-7-1
1959	Virginia Tech	L, 26-21	9-8-1
1960	Trinity	W, 28-0	10-8-1
1961	Arizona State	L, 28-11	10-9-1
1962	New Mexico State	W, 20-12	11-9-1
1963	Arizona	L, 6-3	11-10-1
1964	Memphis State	L, 41-0	11-11-1
1965	New Mexico State	L, 10-2	11-12-1
1966	Richmond	W, 41-7	12-12-1
1967	UT-Arlington	W, 37-27	13-12-1
1968	Western Michigan	W, 53-36	14-12-1
1969	New Mexico State	W, 17-16	15-12-1
1970	North Texas	L, 11-10	15-13-1
1971	Idaho	L, 26-0	15-14-1
1972	New Mexico State	W, 63-14	16-14-1
1973	Utah State	L, 36-14	16-15-1
1974	Lamar	L, 9-7	16-16-1
1975	Drake	W, 24-6	17-16-1
1976	McNeese State	W, 30-25	18-16-1
1977	Drake	W, 31-7	19-16-1
1978	Lamar	W, 55-16	20-16-1
1979	Indiana State	W, 33-17	21-16-1
1980	New Mexico State	W, 17-15	22-16-1
1981	Indiana State	W, 17-15	23-16-1
1982	Wichita State	L, 24-21	23-17-1
1983	Illinois State	T, 24-24	23-17-2
1984	Abilene Christian	W, 14-10	24-17-2
1985	Wichita State	W, 33-21	25-17-2
1986	Angelo State	W, 38-15	26-17-2
1987	East Central	W, 27-17	27-17-2
1988	Texas A&M-Commerce	L, 41-37	27-18-2
1989	Cameron	W, 28-9	28-18-2
1990	Texas A&M-Commerce	L, 51-35	28-19-2
1992	Western New Mexico	L, 30-20	28-20-2
1993	Midwestern State	L, 31-12	28-21-2
1994	Western New Mexico	W, 70-44	29-21-2
1995	Tarleton State	W, 46-23	30-21-2
1996	Angelo State	L, 28-10	30-22-2
1997	Tarleton State	W, 31-17	31-22-2
1998	Angelo State	W, 37-7	32-22-2
1999	Tarleton State	W, 7-6	33-22-2
2000	Texas A&M-Commerce	W, 45-20	34-22-2
2001	Tarleton State	L, 62-3	34-23-2
2002	Angelo State	L, 19-0	34-24-2
2003	Midwestern State	L, 48-13	34-25-2
2004	Midwestern State	L, 30-26	34-26-2
2005	Eastern New Mexico	W, 52-51 OT	35-26-2
2006	Midwestern State	W, 29-27	36-26-2
2007	Eastern New Mexico	W, 62-31	37-26-2
2008	Midwestern State	W, 42-14	38-26-2
2009	Eastern New Mexico	W, 34-24	39-26-2
2010	Tarleton State	W, 48-17	40-26-2
2011	Angelo State	W, 19-7	41-26-2
2012	Abilene Christian	W, 36-0	42-26-2
2013	Central State	W, 72-0	43-26-2
2014	McMurry	W, 56-21	44-26-2
2015	Angelo State	L, 35-17	44-27-2
2016	Texas A&M-Kingsville	L, 51-34	44-28-2
2017	Adams State	W, 17-14	45-28-2
2018	UT Permian Basin	W, 42-21	46-28-2
2019	Central Washington	W, 48-41	47-28-2
2021	Angelo State	W, 31-15	48-28-2
2022	UT Permian Basin	W, 28-27	49-28-2

Opponent	W	L	T	Last Meeting	Opponent	W	L	T	Last Meeting
Abilene Christian	18	28	0	10/13/12 - W, 36-0	New Mexico	9	5	0	9/15/84 - L, 27-0
Abilene Collegians	1	0	0	1944 - W, 41-6	New Mexico Highlands	10	1	0	8/25/05 - W, 90-21
Adams State	7	1	0	9/10/22 - W, 34-19	New Mexico Military	11	8	2	1938 - W, 48-0
Albuquerque Air Force	1	0	0	1942 - W, 18-13	New Mexico State	26	11	2	11/16/85 - W, 55-25
Amarillo Air Base	0	2	0	1945 - L, 20-12	North American	1	0	0	10/31/20 - W, 56-0
Amarillo High School	3	6	0	1916 - L, 34-0	North Texas	6	17	0	9/3/83 - L, 32-3
Amarillo Military	1	0	0	1915 - W, 18-13	Northeastern State	6	1	0	10/2/11 - W, 34-22
Angelo State	15	20	0	9/24/22 - L, 34-14	Northern Arizona	9	1	0	9/20/69 - L, 21-20
Arizona	3	9	1	10/26/63 - L, 6-3	Northern Illinois	3	4	0	9/1/84 - L, 40-33
Arizona State	7	13	0	10/1/66 - W, 21-20	Northwest Missouri State	2	1	0	11/24/07 - L, 56-28
Ashland	1	0	0	11/24/12 - W, 33-28	Northwestern Oklahoma State	4	5	0	9/14/02 - L, 43-0
Azusa Pacific	2	4	0	9/7/19 - W, 35-16	Ohio	2	1	0	9/18/65 - W, 7-0
Baylor	0	2	0	9/20/80 - L, 43-15	Ohio Dominican	1	0	0	11/30/13 - W, 34-27
Bethel College	1	0	0	11/13/21 - W, 52-9	Oklahoma City	3	3	0	1941 - W, 34-0
Bowling Green	4	1	0	11/14/70 - W, 23-7	Oklahoma Panhandle State	18	1	0	9/19/20 - W, 58-7
BYU	1	0	0	9/23/61 - W, 55-8	Oklahoma State	1	1	0	9/13/80 - W, 20-19
Cal Poly	0	2	0	9/8/90 - L, 48-13	Pacific	4	0	0	9/28/68 - W, 23-7
Cal State-Northridge	1	0	0	12/2/67 - W, 35-13	Phillips	1	0	0	1931 - W, 6-0
Cameron	2	2	0	9/26/92 - L, 44-10	Pittsburg State	1	2	1	11/21/20 - L, 42-28
Canadian High School	1	0	0	1919 - W, 55-0	Plainview High School	0	2	0	1919 - L, 6-0
Canyon High School	1	0	0	1910 - W, 6-0	Portales High School	2	0	0	1919 - W, 72-0
Central Arkansas	0	2	0	9/4/99 - L, 27-20	Prairie View A&M	2	0	0	10/9/93 - W, 28-6
Central Missouri	1	1	0	11/27/11 - W, 26-7	Richmond	1	0	0	10/15/66 - W, 41-7
Central Oklahoma	8	11	1	9/5/10 - L, 24-17	Sacramento State	0	2	0	9/1/90 - L, 22-9
Central State	1	0	0	10/5/13 - W, 72-0	San Diego State	0	2	0	11/4/72 - L, 37-6
Central Washington	5	1	0	10/22/22 - W, 35-16	Sam Houston State	1	1	0	10/21/50 - W, 45-6
Chadron State	2	1	0	9/12/13 - W, 34-31	San Jose State	2	0	0	10/31/64 - W, 18-7
Cincinnati	1	0	0	1/1/50 - W, 14-13	Seth Ward	3	2	0	1915 - W, 19-6
Clarendon	8	9	2	1927 - W, 44-0	Shorter*	0	0	0	9/20/14 - W, 27-19
Clovis High School	1	1	0	1918 - W, 97-7	Simon Fraser	0	1	0	11/12/22 - L, 46-14
Colorado College	2	1	0	10/12/46 - W, 13-12	South Dakota	1	0	0	8/30/07 - W, 55-45
Colorado Mesa	2	0	0	8/28/08 - W, 23-20	South Dakota State	1	0	0	1939 - W, 35-7
Colorado School of Mines	0	1	0	9/25/21 - L, 21-13	Southeastern Oklahoma State	3	7	0	9/18/11 - W, 41-17
Colorado State	4	3	1	11/12/77 - T, 21-21	South Plains Air Base	1	0	0	1944 - W, 19-6
Colorado State-Pueblo	4	3	0	9/9/17 - W, 24-21	Southern Illinois	4	4	0	10/19/84 - W, 24-17
Dalhart Air Base	1	0	0	1945 - W, 21-0	Southern Mississippi	3	8	0	10/5/74 - W, 31-0
Daniel Baker	4	5	1	1938 - W, 40-7	Southwestern Oklahoma State	8	9	2	9/11/11 - W, 77-14
Drake	8	10	0	11/2/85 - W, 28-27	St. Benedict's	3	4	0	1940 - W, 40-14
East Carolina	2	0	0	10/3/70 - W, 42-30	St. Mary's	3	0	0	1941 - W 40-21
East Central	5	5	0	11/13/10 - W, 52-21	Stephen F. Austin	2	4	0	10/3/20 - L, 34-6
Eastern New Mexico	18	18	0	11/5/22 - L, 24-21	Sul Ross State	6	0	2	1939 - W, 26-6
Florida	0	1	0	10/16/82 - L, 77-14	Tampa	1	1	0	11/9/74 - W, 24-6
Fort Lewis	2	2	0	9/16/95 - W, 44-7	Tarleton	15	14	0	9/21/19 - L, 58-28
Fresno State	1	1	0	1941 - W, 7-6	TCU	0	1	0	1921 - L, 30-0
Goodnight College	2	0	0	1913 - W, 22-0	Texas A&M-Commerce	14	21	0	10/23/21 - L, 15-3
Grand Valley State	0	3	0	12/7/13 - L, 35-28	Texas A&M-Corpus Christi	4	0	0	9/15/56 - W, 29-6
Hardin-Simmons	10	26	0	11/17/62 - W, 34-13	Texas A&M-Kingsville	17	19	1	9/17/22 - L, 31-24
Hereford High School	3	3	0	1914 - W, 58-6	Texas College	1	0	0	9/2/21 - W, 73-0
Hereford Town Team	1	0	0	1920 - L, 15-0	Texas State	1	0	0	9/27/80 - W, 21-13
Houston	1	4	0	9/29/79 - L, 49-10	Texas Tech	7	20	0	11/7/64 - L, 48-0
Howard Payne	2	1	0	9/17/94 - W, 59-56	Texas Wesleyan	1	2	0	1937 - L, 13-6
Idaho	1	1	0	10/12/74 - W, 21-6	Trinity	8	7	0	10/9/65 - W, 34-6
Illinois State	0	0	2	10/19/85 - T, 29-29	Troy	0	2	0	9/19/87 - L, 45-0
Incarnate Word	3	0	0	10/22/12 - W, 24-0	Truman State	0	1	0	9/10/88 - L, 45-28
Indianapolis	1	0	0	11/23/13 - W, 27-14	Tulsa	1	13	1	10/26/85 - L, 44-17
Indiana State	5	2	0	10/5/85 - W, 29-27	UNLV	1	0	0	9/19/81 - W, 21-17
Iowa State	0	2	0	9/29/84 - L, 14-0	UT-Arlington	10	9	0	9/8/84 - L, 27-19
Lamar	8	5	1	9/26/89 - L, 49-17	UTEP	10	17	0	10/8/66 - L, 9-3
Louisiana-Lafayette	0	2	0	9/18/82 - L, 31-18	Utah State	0	5	0	10/11/75 - L, 21-17
Louisiana-Monroe	2	0	0	11/13/76 - W, 58-41	UT Permian Basin	5	1	0	10/1/22 - W, 28-27
Louisiana Tech	1	3	0	9/20/86 - L, 24-21	Virginia Tech	0	2	0	11/7/59 - L, 26-21
Louisville	1	2	0	11/30/74 - L, 10-8	Washburn	1	0	0	11/17/07 - W, 40-39
Lowery Phillips	1	1	0	1914 - W, 54-0	Wayland Baptist	8	5	1	1932 - W, 52-0
Lubbock Air Base	2	0	0	1944 - W, 19-12	West Georgia	2	0	0	11/9/13 - W, 63-23
Lubbock High School	2	0	0	1915 - W, 19-6	Western Colorado	7	0	0	9/3/22 - W, 44-6
McMurry*	13	8	1	11/8/14 - W, 58-13	Western Michigan	3	1	0	11/7/70 - L, 20-0
McNeese State	3	7	0	9/22/84 - L, 24-7	Western New Mexico	8	4	0	10/29/22 - L, 41-37
Memphis	0	6	0	9/11/71 - L, 30-0	Western Oregon	0	2	0	10/15/22 - L, 27-13
Midwestern State*	19	15	0	10/8/22 - W, 38-26	Western Washington	0	1	0	9/16/00 - L, 41-17
Mississippi College	0	2	0	9/26/87 - L, 28-16	Wichita State	11	11	0	10/12/85 - W, 33-21
Mississippi State	0	1	0	9/2/78 - L, 28-10	William Jewell	1	0	0	9/14/19 - W, 49-21
Montana State	2	0	0	10/5/68 - W, 35-20	Winston-Salem State	0	1	0	12/8/12 - L, 41-18
Montezuma College	2	0	0	1924 - W, 77-0					
Nebraska-Kearney	1	1	0	9/22/90 - L, 17-14					
Nebraska-Omaha	1	0	0	12/5/10 - W, 31-25					

* - 2014 Win Vacated



A

Miles Ackerman	2011-14
Ralph Ackerman	1919
Kenneth Adameck	1976
Bob Adams	1920
Donny Adams	2000
Ed Adams	1979-80
Lamont Adams	1996
Wayne Adams	1969-70
Ricko Aguirre	1998-01
Tom Airhart	1949-51
Daniel Ajayi	2022-Pres.
Glen Akers	1919-20
Yomi Akintunde	2007
Dan Alaniz	1993-94
Richard Albertson	1985-86
Adam Alcorta	2019-22
Gus Aldana	1992-94
Albertson Alexandre	2011
Tony Alexander	1984-85
Ed Alford	1972-74
Chase Allen	2002-04
George Allen	1964-65
J.D. Allen	2015
Marc Allen	1964-66
Steve Allen	2006-07
Torrence Allen	2010-13
Wallace Allen	1941
Perry Allred	1979-81
Jeremy Alridge-Mitchell	2012-15
Carl Alvord	1994
Buck Ambrum	1936-37
Xavier Amej	2014-15
Chris Anderson	1986-87
Don Anderson	1942
J.W. Anderson	1940,1942
Louis Anderson	1941
Ralph Anderson	1968-70
Troy Anderson	1967-69
Will N. Anderson	1924-25
Clete Andrews	2001
Dan Andrews	1966-67
Michael Andrews	2016
Rod Ansley	2005
Tim Anuskiewicz	1988-90
Ben Arbuckle	2016-17
Jimmy Arias	1997
Roy Armentrout	1964-65
Anthony Armstrong	2001-04
Jason Arnold	2000
Caleb Arreola	2021-22
Simon Arriola	1990
Carlos Artis	1995
Jason Ash	1992-93
Nick Ashley	2002-06
Emory Atterberry	2010-14
Pat Ator	1914
Nick Awalt-Thompson	1993-94
John M. Ayers	1973-75
John T. Ayers	1997-98, 2000-01
Bobby Azam	1992-93
Dag Azam	1967-69

B

Babbitt	1916
Shade Baichtal	2009-10
Brad Bailey	1992-94
Brian Bailey	1992-94
Collin Bailey	2016
Richard Bailey	1999-00
Samuel Bailey	1998
Hugh Bain	1918
Michael Bain	1988-89
Clyde Baird	2011
Fred Baird	2011
Adrian Baker	1981-83
Brendan Baker	2006
Chip Baker	1993-94
Milton Baker	1978-81
Ronald Baker	1981
Eugene H. Baldwin	1962-63
M.C. Ball	2015
R. Ball	2015
Guy Ballard	2015
Ken Ballard	1954-55, 57
Prentice Ballengee	1931-32
Boyce Bandy	1928-29
Aaron Banks	1968
Demitri Banks	2004
Rod Banks	1981
Terry Banks	2013, 15
Rocco Barbaro	1997
Chris Barnard	1980-81
Charles Barnes	1995-96
Tyrone Barnes	1996
Val Barnes	2002-03
Isaiah Barnett	2017

Tanner Barnett	2015-16, 19
Joe Bob Barnhill	1951, 53
Duane Barrett	1951
Price Barrett	1929
Rick Barrett	1965-67
Randy Barrios	2001
Delbert Barron	1940
Joseph Barron	2018-19
Nathan Bartley	2015
Willie Barton	2008
Talon Baskin	2017
Farris Bass	1927-29
Aaron Bassett	1999-00
Reginald Bassett	1970
Ronnie Bassett	1971
Walker Bateman	1949-50
Larry Bates	1973
Vic Bates	1946-47
Weldon Bates	1949-49
Dick Battenfield	1920
John Battenfield	1919
R. Battenfield	1919
Josh Beal	2014, 15
Don Beck	1954-57
Michael Becker	1997-98, 00
Jack Beech	1954
Dwaine Beery	1951
Jerry Behrens	1959-61
Clarence Bell	2014
Adam Bell	2002
Dalton Bell	2003-06
Danny Bell	1977
Norman Bell	1980-81, 84
Paul Bell	1979-82
Curtis Bennett	1980-82
Tommy Bennett	1980-81
Willis Bennett	1928
George Benny	1961-62
Ben Bentley	1972-74
Carroll Bentley	1964
Grady Benton	1994-95
Robby Bergt	1992
Frank Bettencourt, Jr.	1967-68
Andrew Bettlie	1989
Joe Biagioli	1993
Dominique Bibben	2002-05
James Bibben	2005-06
Bruce Bible	2000
Fred Biffle	1932
D.V. Biggers	1934
Todd Billings	1998-98
R.F. Bird	1917
Carl Birdsong	1977-78
Delbert Bivens	1920, 22-23
Ira Bivens	1923
Ray Bivens	1921-22, 24-25
Bill Black	1911-13, 15
W.C. Black	1912
B. Blackmon	2006
Darrell Blades	1974-76
John Blaine	1973
Brandon Blair	2017-21
Don Blair	1958-59
Lyke Blake	1936
Tully Blanchard	1974-76
Carlos Blanco	1994
Keith Blank	2017-18
Blankenship	1915
H.H. "Hoss" Bledsoe	1944-45
Bobbit	1915
Noah Bogardus	2021-Pres.
Scott Boldvich	1997-98
Jerry Bollen	1950-51
Buck Boflen	1921
Emmett Bonamarte	1986
Deon Bondurant	2012
Skyler Bonneau	2017
Price Bonnett	1929
Bill Boren	1926
Carl Boston	2013
William M. Boston	1913
Jay-Nard Bostwick	2015
Paul Boswell	1951-52
Mark Bounds	1988-90
Bill Bowen	1926
Randy Bowers	2000-03
Austin Bowes	1950-51
Marvin Bowman	1942
Sterling Bowman	1997-98
Boyce Box	1946
Cloyce Box	1946, 48-49
Brandon Boyd	2010
Carroll Boyd	1932
Quentin Boyd	2005
Todd Boydston	1990
R.A. Boyer	1913
Roger Boykins	1976-78
Harsden Boyles	1925-27
R.A. Boyter	1948-49

Scott Braden	1976-78
Steve Bradford	1997
Bill Bradley	1960-61
Hal Bradley	1940
Bryan Braman	2009
Mark Brand	1985-86
Eugene Brandon	1940
Tony Brasfield	1981
Marcus Braswell	2016, 19
Orville Bratton	1940
Larry Brazon	1967-68
Jeff Bridges	1992
Pat Bridges	1980-81
Don Briggs	1947-50
John Briggs	1958
Marcus Brigham	2008
Ethan Brinkley	2015-16
Jim Brinkley	1958
Kevin Brinkley	1999-01
Michael Briso	2005
Charles Briscoe	1979-82
Joe Britt	1954
Leonard Britt	1933
Brent Brittain	1984-86
T.J. Broden	2014
I.W. Brock	1940
Jared Brock	2005-08
Joe Brock	1970-72
Pete Bromley	1946, 48-50
Joe Brooks	1953-56
Henry Brotherton	1936
Lawrence Brotherton	1930-32
Dabe Browder	1944-45
Arza Brown	2022
Carl Brown	1971-72
Chris Brown	1998
Chris Brown	2008-09
Frank Brown	1924
Gerald Brown	1928, 34
Jerry Brown	1954
Kelly Brown	1977-90
Kevin D. Brown	1983-86
Kevin E. Brown	1982-84
Kyle Brown	2022-Pres.
Marshaw Brown	2018
Niko Brown	2017
Ray Brown	1919-20
Raymond Brown	1968-70
Robert Brown	1973-75
Russell Brown	1919-20
Shakell Brown	2022-Pres.
Willie Brown	1967-68
Tom Brownfield	1972-73
Dylan Brunson	2019
Blake Bryant	1982, 88
John David Bryant	1960-61
David Buchanan	1985
Frank Buchanan	1948
Cedric Buckley	1989-90
Tyshawn Buckner	2022
Dan Buesing	1988-90
Bradley Bullitt	2006
Doyle Bunch	1937
Bill Bundy	1962-64
Jeff Bunger	1988-90
Bill Burch	1977, 80
Maurice Burch	1924
Jason Burden	1994
Seth Burge	2016
Clois Burgess	1972-75
Otis Burke	1930-32
William Burleson	1974-76
Alex Burnett	1982-83
Shy Burney	1990
Calvin Burns	2012
Russell Burns	2005-06
Grady Burson	1922-24
Stephen Burton	2009-10
Steve Burtshell	1983
Conway Butler	1935-37
Mike Butler	1985
Stormy Butler	2013-14
Duane Byars	1942, 46-47
Charlie Byrd	1921
Diamond Byrd	2004

C

Tim Cabines	1957-58
Nalmo Cabuyaban	2005-06
Jimmy Cadenhead	1980-81
Stina Caine	1934-35
Calvin Calazo	2007
Derrick Caldwell	1998-99
Maurice Caldwell	2008-11
Joe Calhoun	1992, 95
Terrance Calhoun	2002-04
George Calvin	1932

Desmond Cambell	1995
Bo Campbell	2009
Jason Campbell	1992
Josh Campbell	2019
Jimmy Campbell	1965-67
Nelson Campbell	2013
Xavier Candelera	2003
Trent Canion	2016-17
Cecil Caraway	1946
Johnny Cardinal	1948-49
F. Carey	1914-15
Royal Carey	1920
Bob Carlson	1979-80
Darius Carlson	2022-Pres.
B.J. Carlton	1995-98
Don Carpenter	1982-84
Travis Carpenter	1993-94
Bryan Carr	1974-76
Daryl Carr	1972-73
Stan Carraway	1985-86
Josh Carroll	2016
Austin Carson	2013-16
Dominique Carter	2003-04
Duke Carter IV	2018-19
Kyle Carter	1985-87
Matt Carter	1993-94
M. Carter	2006
Stanley Carter	1985-87
Ricky Cash	2000-03
Ed Castleberry	1942, 44
Sergio Castillo	2010-2013
Adam Cates	1990
Weldon Cauthen	1976-77
Carlos Cavanaugh	2004
JT Cavendar	2021-Pres.
George Caviness	1934-36
Chris Ceazer	2012-15
Keshon Cervantes	2017-18
Donald Chambers	1989
Charley Chambless	1953
Ezell Champion	1934-36
Chris Chandler	1984
James Chandler	2008-09
Leon Chapman	1948-50
Randy Chappell	1998
Laz Chavez	1992
Willard Childers	1938
Grady Childers	1914
Brian Christian	1992-95
Charles Christian	1988-89
Terrill Christian	1928-28
Tom Christian	1950-51
David Christmas	2010-2013
Kenneth Clapp	1951-52
Mark Clapp	1954-57
Earl Clardy	1967-69
Brit Clare	1983-85
Anthony Clark	2007-08
Billy Clark	1953-55
Bobby Clark	1951
Danny Clark	1979-81
Gary Clark	1968
James Clark	2018
Jay Clark	1990
Jim Clark	1954-56
Kenneth Clark	1934-35
Lawrence Clark	1934-35
Rob Clark	1980-81
Robert Clark	1929-30
Terrance Clark	2019-22
Monte Clay	2001-02
Kaleb Clay	2001-02
Mykeil Clayton	2017-18
Elmer Cleavinger	1927-28
Marcus Clements	2013-14
DeWayne Cleveland	1953
W.L. Cleveland	1954-55
Berly Clinton	1942, 46
Curtis Clinton	1974-75
Aaron Coash	2019
Chris Cobos	2012
Tommy Coffey	1956-58
Dale Cole	1956
Craig Coleman	1996-97
Alphonse Coleman	2011-12
Roy Collier	1989-90
Ricky Collingsworth	1978-80
Ben Collins	1940-41
Derriel Collins	2013-14
Eric Collins	2017-21
Ray Colvin	1932
Edwin Comer	1929-30
Gordon Compton	1982-84
Jackie Compton	1977-80
Jarrod Compton	2019-22
J.R. Compton	1984-87
Phillip Conaster	1988
Cash Conder	2016

Buck Cone	1927
Roger Conley	1976
Fred Connaly	1918
Eddie Conner	1947-50
Garry Conner	1968-69
Guy Conner	2010-13
Lewis Conrey	1941
Nathan Cook	1998-00
Nate Cook	2006
Randy Cook	1976-77
Ernie Cooke	1992
Abe Cooper	1989-90
Andre Cooper	1989-90
Brian Cooper	2005
Leo Cooper	1928
Bob Copeland	1944
Orville Copeland	1951, 53, 55
James Corbett	2005-06
Dave Corby	1953-56
Jesse Cornell	1939-40
Marc Cornell	1995-96
Tom Cortez	1983
Jake Cosper	2022-Pres.
Ryan Cosper	2022-Pres.
Thomas Costello	1971
John Cota	1976-77
Ralph Cousins	2010
Bobby Covington	1953-55
J.D. Covington	1947-50
Leo Covington	2022
Ishah Cowan	2014
Tim Cowdrey	2009-10
James Cowell	1964-66
Lon Cowling	2010-13
Cade Cox	2022-Pres.
Carlos Cox	2000-01
Ray Cox	1935, 37
William Cox	1989-90
Marshall Crabb	2017
Jason Cramer	1992-93
Alton Cranford	1972-74
Mike Crawford	1973-74
Tevin Creeks	2015-16
Bill Cross	1947-50
Jesse Cross	1975-78
George Crossman	1971
Tait Crow	1995-98
Tommy Crowley	2006-08
Bob Crudginton	2018
John Crudginton	2015
Brandon Crump	1998-99
Cleatrice Crump	1924-27
Jerry Cryer	1968-70
John Cubine	1945
Noel Cudd	1946-48
Victor Cuero	2012
John Cummings	2016-18
Dick Cunningham	1961
James Cunningham	1961-62
Jason Cunningham	1992
Renarko Cunningham	2007, 09
Jeron Curtis	2003-04
Kendrick Cutsinger	2008

D

Darin Dabelgott	1992-95
Grady Dale	1992
Harold Dalton	1946, 48
R.C. Dalton	1950
Paul Dancy	2011
Monte Daniel	1982
Ja'Quarius Daniels	2015-2017
Johnny Darnel	1973-74
Glen Daughterty	1931
V. Daughterty	1911
Charles Daves	1962-64
Logan Daves	2002
Davis	1915
Braelon Davis	2008
Dale Davis	2004-07
Alex Davis	1970
Bobby Davis	1956-58
Bruce Davis	1972-74
Eldon Davis	1938-40
Garland Davis	1978-79
Jack Davis	1934-35
Joe Davis	1983-86
Keimone Davis	2017-19
Kenneth Davis	1944
Kenny Davis	1977
Lindley Davis	1954-57
Michael Davis	1988
Ricky Davis	1980-82
Ronald Davis	1932, 35
Shaq Davis	2014
Lydell Dauster	1967-68
Fred Dawson	1954-57
Jim Dawson	1959-62

L.A. Dawson	2015-16
Blake Dean	2012
Jeff Dean	88-89
Kenny Dean	1980-82
Timmy Dean	1983-84
Randy Dean	1981-83
Brian Dedy	1964-66
Bill Delaney	1975-77
Mike Delaney	1972-73
Ricky DeLeon	1980-81
Pat Demel	1984
Sean Demerson	1988-89
Don Demhan	1954
Bill Dendy	1961
Dave Denney	1

Ramese Faleafine.....	1969-70
William T. Falls.....	1918
Tommy Fambrough.....	1966-68
Rick Fangman.....	1968-70
Clark Farr.....	1953
Zane Farris.....	2007-11
Arthur Fatu.....	2013-14
Rudolph Faucett.....	1932
Dean Faulkenberry.....	1960-61
Forrest Faulkner.....	1936-38
Jacob Felton.....	2002-2005
Gary Fennell.....	1972-73
Manny Fernandez.....	1977-78
Don Field.....	1972-74
Henry Fields.....	1938
William Fifer.....	1974-77
Alva Finch.....	1942
Keith Finch.....	2002
Eric Finefeuiaki.....	2012
Todd Finney.....	1996
Joe Fiola.....	1942
Jim Fish.....	1980-82
Anthony Fisher.....	1985
Chance Fite.....	1988
Dennis Flanagan.....	1964
David Fleming.....	1964-65
Keithon Flemming.....	2007-2009
Gary Fletcher.....	1981-83
Aarrhonn Flores.....	2009-2012
William Flowers.....	1940-42
Dick Flynn.....	1967-69
Manase Foketi.....	2012
Greg Forbes.....	1976
Joed Forbus.....	1940-42
Nathan Foreman.....	2019
Reese Forest.....	2019
Jay Fortner.....	1989-90
Brad Ford.....	2003
Doyle Ford.....	1942
Mark Ford.....	2006-09
Landon Forga.....	2010-11
Joe Fortenberry.....	1931-32
Devon Fortson.....	1986-87
Adam Foster.....	1996
Cozzy Foster.....	1946-48
Grady Dean Foster.....	1918
Hosea Foster.....	1932
Jim Foust.....	1938
Ricky Foust.....	1980
Girard Fowler.....	1998
Wilfred Fowler.....	1932
Wayne Fox.....	1964
Cole Fraley.....	1972
Billie Francis.....	1964-67
Kevin Francis.....	1997-98
Sean Fredericksen.....	1987
Dave Freeman.....	1972
Derek Freeman.....	1995-96
Tony Freeman.....	1996
Max Frick.....	1997
Kenneth Friemel.....	1959-60
Guy Fuller.....	1926
Dory Funk Jr.....	1959-62
Terry Funk.....	1963-65

G

Keon Gaither.....	2005
Blake Gamand.....	1985-86
Jason Gamble.....	1997-98
Oscar Gamel.....	1924-26
Benny Garcia.....	1996
Jeremy Garcia.....	2016-17
Miguel Garcia.....	2018
Ricky Gardin.....	1985-86
Buck Garrett.....	1946-48
Edward Garrett.....	1926
Darren Garrigan.....	2005-06
Juan Garza.....	1972-73
Justin Garza.....	2006-07
Matias Garza.....	1969-71
Germaine Gaspard.....	1995-98
Dave Gasser.....	1965-66
Jimmy Gaston.....	1999-00
Elbert Gee.....	1926
Bill George.....	1944
Randy George.....	2012
Pat Gerald.....	1928-29
Nick Gerber.....	2019-22
Brock Gerlich.....	2016-19
Kendrick Geyen.....	2010-11
David Gibson.....	1961-63
Joey Gibson.....	2001
Louis Gibson.....	1935
C.C. Gilbert.....	1914
Hadley Gilbert.....	1996
H.M. Gilbert.....	1914
Chris Gilchrist.....	2015-16

John Gilham.....	1928-30
Woody Gilliland.....	1962-64
Joseph Gipson.....	2001
Mike Gist.....	1982
Kenneth Glasgow.....	1944-46
Ray Glass.....	1914-16
Franco Glaze.....	1997-98
Ryan Glenday.....	2007
Bret Goad.....	2001-02
Steve Gobin.....	1973
Sid Goff.....	1969
Willard Goff.....	1983-84
Mario Goins.....	2011
Eddie Golecki.....	1966-67
Brittan Golden.....	2008-2011
Floyd Golden.....	1918, 20-21, 24
Ray Golden.....	1918, 23
Ward Golden.....	1925-28
Anthony Gomez.....	2008
Manuel Gomez.....	1970-71
Philip Gomez.....	2000-03
Payton Gonzales.....	2016-18
J. Gonzalez.....	2006
Mauricio Gonzalez.....	2019-21
Will Goodloe.....	2000-01
Eric Goodman.....	2021-22
Dana Goodnight.....	1994
Marion Goodson.....	1944, 47
Earl Goodwin.....	1923
Myrl Goodwin.....	1923
Sid Goodwin.....	1918
Trampas Goodwin.....	1988-90
Clyde Goodwine.....	1919
Clyde Gordon.....	1921
Thomas Gordon.....	1928
Tony Gorman.....	1972-73
Randy Gouard.....	2001-03
Andrew Gowell.....	1988-89
A.M. Graham.....	1914
Drew Graham.....	2008-2011
Wade Graham.....	1954-55
Joe Granato.....	1960-61
Jonathan Granger.....	2003-2007
David Grant.....	2010
Jordan Grant.....	2004
John Graser.....	1981
Bernice Graves.....	1922
Jeff Gray.....	1986
Patrick Gray.....	2022-Pres.
Brandon Green.....	2013-14
David Green.....	2001
Kalgie Green.....	1965-66
Keith Green.....	2004
Lewis Green.....	2002
Percy Green.....	1965-66
Billy Greenfield.....	1945-46
Jimmy Greenwood.....	1951, 53-54
Glynn Gregg.....	1956, 58
Kyler Gregory.....	2012-13
Justin Griego.....	2014-15
Otis Griffin.....	1998-99
DeWitt Griffith.....	1917
John Grigsby.....	1970
Eldon Grimsliid.....	2006-08
Ed Grission-Lipsky.....	1999-00
Roy Grundy.....	1951
Hector Guevara.....	1996
Errol Guidry.....	1965-66
Chris Guillen.....	2000-02
Wayne Gumm.....	1954
Lars Gustafson.....	1998
Scott Gutschke.....	1989
John Gwyn.....	1978-80

H

Jim Hadaway.....	1957-58
Alex Hale.....	1927
Alfred Hale.....	1914
D.H. Hale.....	1928-30
Nay Hale.....	1925
Hall.....	1915
Billie Polk Hall.....	1941
John Hall.....	1933
Robert Hall.....	1985-87
Luke Halpin.....	2011-12
Robin Ham.....	1980-82
Herschel Hamil.....	1933
Bob Hamilton.....	1974-75
Henry Hamilton.....	1972-73
Jamaal Hamilton.....	2019
Tracey Hamilton.....	1984-86
Jimmy Hammack.....	1981-82
Trevor Hammergren.....	2010-2013
Jared Hammett.....	2000-01
Bill Hammitt.....	1944
Phil Hampton.....	1964-65
Tommy Hampton.....	2010-11

Hugh Hancock.....	1924
Jacob Hancock.....	2011-2014
Russell Handy.....	2000
James Hankins.....	1972-73
Parker Hanna.....	2018-19
Stan Hansen.....	1968-70
David Harbin.....	1982-84
C.B. Harder.....	1910
Sirquon Hardy.....	2001-02
William Harp.....	1936-37
MacGreggor Harrah.....	2017-18
Newt Harrell.....	1987
Aaron Harris.....	2012-13
Antwaun Harris.....	2006
Jim Bob Harris.....	1951
Joe Harris.....	2005
Khalil Harris.....	2019-21
L.G. Harris.....	1932
Taylor Harris.....	2007-10
Terrance Harris.....	2010-2013
Tobias Harris.....	2018-21
Antonio Harrison.....	1998-99
Keith Harrison.....	1988-89
Jim Hart.....	1972
Stephen Hartman.....	1990
Stan Hasiak.....	2014-15
Greg Hatch.....	1980-82
Steve Hatch.....	1975, '77-79
Bill Hatchett.....	1967-68
Steve Haterius.....	1964-67
Jonathan Hatton.....	2011
Willis Haws.....	1972-73
Seth Hayden.....	2007-08
Anthony Hayes.....	2012-2015
Joe Hayes.....	1936-37
Vic Hayes.....	1975-78
Jorell Haynes.....	2006-07
Emmett Hazelwood.....	1926-27
Grady Hazelwood.....	1917-18
Wallace Hazelwood.....	1917, 20
Ken Hazen.....	1979-80
Brandon Head.....	2005-06
Justin Head.....	2006
Floyd Headen.....	2006-07
Allen Heath.....	1983-84
Tony Heath.....	1982-84
Fred Hedgecoke.....	1958-60
Willard Hedges.....	1942, 44-45
John Hedrick.....	1958-60
Heffer.....	1915
Carl Heilman.....	1967-68
Greg Hein.....	1985-86
Craig Hemphill.....	1988, 90
Darryl Hemphill.....	1978-81
Charlie Henderson.....	1966-68
James Henderson.....	1944
George Henning.....	1976-77
Vic Henning.....	1999-01
Eppy Henriques.....	2016
Clifford Henry.....	1920-21
Jeff Hensley.....	1985
David Herber.....	1972-73
Jason Hernandez.....	1999-2001
Jack Hessey.....	1940, 42
Charlie Hester.....	1946-49
J.K. Hester.....	1994-95
Bob Hewkeo.....	1974-75
Fred Heysler.....	1914
Jeremy Hibbler.....	2004-05
Walter Hibbler.....	1971-73
Taylyn Hickerson.....	2021
James Hickman.....	2014
Hicks.....	1914
Jerry Hicks.....	2002-03
Joe Hicks.....	1979-80
Joe Andrew Hicks.....	2007-08
Douglas Higgins.....	1953-56
G.T. Higgins.....	1933
Tyrell Higgins.....	2011-12
Wayne High.....	1983-86
Raymond Hightower.....	2006-07
Clovis Hill.....	1945
Davis Hill.....	1924-25
Fairy Hill.....	1939, 41
Jaylan Hill.....	2019-Pres.
Jerry Hill.....	1959
Wayne Hill.....	1946-49
Darren Hiller.....	1992-93
Bubba Hillman.....	1953-56
Scott Hindman.....	1972-74
Oscar Hinger.....	1935-37
Omer Hinsley.....	2010
Bobby Hobbs.....	1972-73
Rick Hobbs.....	1979-80, 83
Maurice Hobson.....	1987-90
Greg Hodges.....	1988-89
Keith Hodges.....	1958-59
Virgil Hodson.....	1920

Darin Hofferichter.....	1992-1995
Damon Hogan.....	1986-87
Jim Hohman.....	1986-87
Buddy Holcomb.....	1951
Ray Holder.....	1926
Conner Hollabaugh.....	2014-16
D.H. Holley.....	1928
Les Holland.....	1986-87
Walter Holley.....	1953-54
Marcus Holmes.....	1997-98
Caleb Holt.....	1993-96
John Holt.....	1977-80
M. Holt.....	1911
Ed Holwig.....	1970-72
Frank Honang.....	2016-19
Lawrence Hood.....	2009-10
Mitch Hood.....	2018-19
Don Hooks.....	2005-06
Bill Bale Hopkins.....	1944
Bob Horlander.....	1930
Charles Horton.....	1969-70
Monroe Horton.....	1936-38
Rick Hoskins.....	1975
Jimmie Hoston.....	1933-34
Justin Hougaling.....	2017-18
Greg Houlette.....	1978
W.J. House.....	1940
Gabe Houston.....	2004
Lawrence Houston.....	1954
Ralph Houston.....	1971-72
Horace Howard.....	1914
Mike Hrcir.....	1969-71
Ed Hubbard.....	1952-53
Bill Huckaby.....	1927-28
LaDarian Hudson.....	2019-21
Robert Hudson.....	1989
Word Hudson.....	2012-2015
Roger Huffaker.....	1958-60
Brian Humphrey.....	1997-98
Tracey Hunt.....	2000
E. Hunter.....	1945
Greg Hunter.....	1985
Jason Hunter.....	1995-96
Brian Hurley.....	1992-95
George Hutcherson.....	1993
Emil Hutto.....	1934
Lance Hyder.....	2016-18

I

George Ingham.....	1917
Doyle Ingram.....	1951
Luke Inman.....	1998-00
Jon Ioane.....	2008-09
Talalele Iloapo.....	2001
Iosia Iosia.....	2014-15
Sam Ireifaj.....	2004-05
Clifton Irvin 1.....	1983
Clyde Ivey.....	1947-48
Antonio Iwuagwu.....	2022-Pres.

J

Baron Jackson.....	1983-85
Canelius Jackson.....	2003
Chris Jackson.....	1986
Cleon Jackson.....	2019
Henry Jackson.....	1917
Jace Jackson.....	2011-13
Jaden Jackson.....	2022
Jakobe Jackson.....	2018
Johnny Jackson.....	1972
Lee Jackson.....	1934-36
Marshall Jackson.....	1994-95
Robert Jackson.....	1969-70
Rosevelt Jackson.....	1971
Steven Jackson.....	2005
John Jacobi.....	1973-75
Carter James.....	2014-17
Joe James.....	1951
Robin James.....	1994-97
Jay.....	1915
Jim Jeffers.....	1972-74
Brandon Jefferson.....	2007
Curtis Jefferson.....	2008-11
Ira Jenkins.....	1920-21, 23
Wayne Jenkins.....	1953
Herschel Jennings.....	1924-1926
Jack Jennings.....	1935
Robert Jensen.....	1971-72
Amir Jessie.....	2004
Tommy Jinks.....	1950
Barry Johnson.....	1965
Archie Johnson.....	2013-14
Bob Johnson.....	1974-75
Brian Johnson.....	2009-10
Bryan Johnson.....	2012-13
Burton Johnson.....	1918, 21-23

Carl Johnson.....	2007-08
Carl Johnson.....	1959
Chris Johnson.....	2017, 19
Curtis Johnson.....	1986
Cort Johnson.....	2006-08
Darnell Johnson.....	2005-2008
David Johnson.....	1975-78
Detrick Johnson.....	1999
DeVron Johnson.....	2001
Dewey Johnson.....	1938-40
Doyle Johnson.....	1935
Eddy Johnson.....	1982-83
Gerred Johnson.....	2016-19
Jacoby Johnson.....	2002
Johnny Johnson.....	1983
Jordan Johnson.....	2017-21
Justin Johnson.....	1995-97
Khayman Johnson.....	2017
Lloyd Johnson.....	1945-48
Michael Johnson.....	1992-94
Melvin Johnson.....	2006-07
Raymond Johnson.....	2008
Robert Johnson.....	1987-88
Stewart Johnson.....	1960-62
Trevonte Johnson.....	2015
Vernon Johnson.....	1934, 36
Wally Johnson.....	1963, 65
Wayne Johnson.....	2000
Wayne Johnson.....	1930
Tommy Johnstone.....	2006
Ned Jolly.....	1959-60
Jones.....	1915
Andrew Jones.....	2011
Bryan Jones.....	1967-68
Cecil Jones.....	1944
Cleveland Jones.....	1927-29
Davis Jones.....	1971
Derius Jones.....	2021
Drew Jones.....	2010
Floyd Jones.....	1974-75
Jason Jones.....	2003-2006
Jimmy Jones.....	1956-58
Joseph Jones.....	2009
Jordan Jones.....	2014
Kenneth Jones.....	1919, 22-24
Kory Jones.....	1997
Mike Jones.....	2019
Mitch Jones.....	1922-23
Roy Jones.....	1939-40
Steve Jones.....	1970
Chuck Jordan.....	1993-96
Darrell Jordan.....	1985-86
Barry Jossander.....	1983-84
John Jossander.....	1982-83
Duane Joubert.....	1992-95

K

Stanley Kafor.....	2003-2006
Kolo Kapanui.....	2006-07
Jeremie Kamgbaye.....	2019-22
Robert Karr.....	1954
David Kasbarian.....	2004
Ray Kauffman.....	1958, 60-61
James Kauffman.....	1955, 57
Hunter Kaufman.....	2021-22
C.H. Keeton.....	1949-51
Clifford Keith.....	1925-28
Elvin Keller.....	1978-81
Glen Keller.....	1976, 78-79
Curtis Kelley.....	1942, 44
Glenn Kelley.....	1971
Mark Kelley.....	1989
Marquex Kelley.....	2004
Bob Kelley.....	1950-51
Virgil Kelley.....	1941-42
Ernest Kelly.....	1938-40
Michael Kelson.....	1974-75
Tyler Kemp.....	1988, 90
Donald Kendrick.....	1932
Ernest Kendrick.....	1947-48
John Kendrick.....	1987-88
Kenneth Kendrick.....	1932
Alvin Kennedy.....	1936
Chad Kennedy.....	2002-04
Max Kennedy.....	1953
Joe Kerbel Jr.....	1967-69
Reese Kerr.....	1992-93
Robert Kerr.....	1954
Devin Kerstetter.....	1986-87
Doyle Keter	



Frank Lohn 1915, 19
 Graden Long 2007-08
 Robert Long 1977
 Ramon Lopez 2012-13
 Zach Lopez 2009
 Bill Loranca 1960-61, 63
 Jacobi Lott 2021
 James Love 1941-42
 Steve Love 1985-86, 88
 Gene Lovelace 1932-33
 Laurel Lovett 1953
 Ronnie Lovett 2005
 Dick Lowery 1962
 Mike Lozano 1973-75
 Mike Lusane 1974-77
 Michael Lusby 2001
 Earl Lust 1913
 Blake Lyde 1937-38
 J.D. Lynch 1945
 Alvin Lynn 1957-59
 Elvin Lyon 1944-46

M
 Cleve Maartman 1986-87
 Rebert Mack 1995-97
 Zane Madison 2019-22
 Aaden Magee 1918
 Douglas Mahan 1950-51
 Jeff Maillard 1969
 Steve Main 1988-90
 Bill Malone 1989-90
 Otto Mangold 1939-40
 Ronnie Mankin 1964-66
 Dexter Manley II 2008
 Mark Manley 1979, 81-82
 Matt Manley 2005-08
 Leon Manley 1957-59
 Scott Manley 1981-83
 Wilton Manley 1962-64
 LeCharellon Mann 2002
 George Manning 1930-33
 Ricky Mantooth 1957-58
 Donevin Manuel 2018-19
 Arnold Marcha 1992-95
 Si Marchbanks 1957-58
 Chase Mardis 2015-16
 Venric Mark 2014
 Jason Markham 1992
 Adrian Marsh 1977-78
 Tanner Marsh 2009-11
 Broderick Marshall 2008-09
 Hesson Marshall 2021-Pres.
 Shane Marsicano 1995
 Charly Martin 2004-2008
 DeWayne Martin 1954
 Josephus Martin 2009
 Larry Martin 1979-81
 Tonaee Martin 2004-05
 Mike Martinez 1994-97
 Jon Mason 1993-95
 Demetrius Mass 1992
 Dillon Mata 2019-22
 Bruce Mathes 1913
 Dewayne Mathis 1997
 Carl Matney 1937-38
 John Matthews 1914
 Larry Matthews 1969-71
 Mickey Matthews 1972-75
 Derek Maupin 2002-05
 Anthony May 2001-03
 Robert Mayberry 1975-76, 78
 Thompson Mayberry 1979-81
 Bill Mayfield 1959-60
 Gene Mayfield 1945, 48-50
 Jack Mayfield 1960-63
 Tod Mayfield 1984-86
 Tracy Mayfield 1986-87
 Rich Maynard 1993-94
 Sam Mayo 1954
 Jarvis Mays 2005
 Scott Mays 1988
 Fremont Mead 1913
 Joe Means 1950-51
 Shane Mecaskey 1986-87, 89
 Clinton Meek 1934-35
 J.P. Meek 1938-40
 Terrence Meeks 1999-00
 Art Membrilla 2005
 Freeman Melton 1946-49
 Davontae Merriweather 2015-16
 Chris Metcalf 2012
 Ed Metcalf 1983-84
 Eddie Meyer 1957-59
 Casey Miesen 2003-04
 DeWayne Miles 1997-00
 Kelvin Miles 1986-87
 Anthony Miller 1984-86
 Bill Miller 1918-19

Ian Miller 2001
 Jerry Miller 2009
 Keith Miller 1988-90
 Sam Miller 1919
 Sloan Miller 1929
 Spencer Miller 1919
 W.A. "Gus" Miller 1919
 Ronald Mills 1954-57
 Tommy Mills 1975-76
 Alex Mitchell 2014
 Don Mitchell 1954
 Mykul Mitchell 2016
 Odus Mitchell 1921-24
 Roger Mitchell 1982-83
 Semaj Mitchehl 2018-19
 Tevin Mitchell 2009-10
 Nate Mitogo 2015
 Charles Moline 1988
 Jud Moller 1998
 Moses Mondesir 2016-17
 Doug Monroe 1992
 Jeff Monsevais 1985
 David Moody 1972
 Tom Moody 1965-66
 Don Moon 1969
 Darren Mooneyham 1992
 Bronza Moore 1987-89
 Danny Moore 1989-90
 Elliot Moore 2014
 Larry Moore 1978-81
 Lloyd Moore 1933
 Michael Moore 1992-93
 Ray Moore 1946-48
 Steve Moore 1995-96
 Tony Moore 1984
 Rick Mordecai 1973-74
 Moreland 1915
 Ray Moreland 1910
 Alvin Morgan 1932-33
 DeShawn Morgan 2001-02
 Floyd Morgan 1932
 Eugene Morris 1966-68
 Sean Morris 2012
 Alvin Morrison 1953-56
 Dwight Morrison 2010-2013
 Odell Morrison 1940
 Ethan Morriss 2012-2015
 Kobe Morrow 2017
 Byron Morse 1918
 Timothy Morse 1918
 James Morton 1985-87
 LeBrandon Mosley 2012-13
 Deangelo Moss 1988
 Ronnie Moten 1982
 Mounds 1915
 Greg Mouser 1992-95
 Jonathan M'Pinda 2007-08
 Aaron Mullane 2009-12
 Allen Mullins 1972, 74
 Russell Mundy 1962-64
 Colin Munro 2011
 Alrick Munroe 2007
 Fletcher Murchison 1996
 Mike Murphy 1997-98
 Floyd Murray 1935, 37
 Gordon Murray 1936
 Darl Myers 1944-45
 Jeff Myers 1992-93
 Trevor Myklebust 2014-2017

N
 Don Nagness 1951
 Nathaniel Nanal 2016-17
 Chester Napps 1925
 Anthony Narvaez 2008
 Ivan Nash 1980
 Don Nava 1973-74
 Darren Needham 1993-96
 Wayne Needham 1992-94
 Mike Nelson 1977-80
 Raymond Nelson 1926
 Gavin Nesbitt 2014-16
 James Neslage 2004
 Garrett Neuman 2014-16
 B.F. Newman 1927-29
 David Newman 1985-88
 Joe Bob Newman 1950
 Wes Newman 1995
 Jordan Nichols 2011
 T.J. Nickelberry 2006, 08
 Milton Nielson 1936-37
 Don Nilson 1966-67
 Clint Nivens 1996
 Ricky Nix 1964, 66
 Amorama Noel 2019
 Chris Norman 1992
 Joe Norman 1944
 Solomon Normore 2014
 Kailan Noseff 2017
 John Notaro 1968-69
 Reese Nowlin 1937
 Keith Null 2005-08
 Jeff Nunn 1974-76

MC
 Mac McAdams 1985
 Carl McAninch 1936
 Juwan McCall 2018-19
 Charlie McCallie 2000
 Garvin McCarrell 1974
 Brad McCarty 2007-08
 Anglo McClain 1975-78
 Al McClellan 1961
 Bill McClendon 1929-32
 Greg McClendon 1989
 Robert McClendon 1951
 Ino McClure 118
 Kevin McCluskey 2008, 10-11
 Ernest McCorkle 1920
 Ray McCowan 1958-60
 Greg McCoy 1971
 Pat McCoy 2004-05
 Steve McCraw 1976
 Tony McCray 1983
 Taylor McCuller 2010-13
 Mike McCullough 1971
 Rodney McCurry 1996
 John McDaniel 2008
 Colton McDonald 2014, 16
 Bryan McDonald 1944-45
 Clement McDonald 1923
 Mike McDonald 1989

Ryane McDow 1997
 Johnny McDowell 1972-73
 Reggie McElroy 1978-81
 Sean McFarland 1997
 David McFarland 1992
 Cotton McGeehee 1935
 Victor McGee 1981-82
 Jerry McGill 1964
 Claude McGowan 1945
 AJ McGruder 2022
 Matt McGuire 1994-97
 Frank McInnis 1929, 31, 33
 David McInturff 1961-63
 Matthew McIntyre 2007-08
 Bill McKinney 1969-71
 Wayne McKnight 2007-08
 F. McLaughlin 1911
 Lee McLauray 1938-39
 T.A. McLean 1921
 J.P. McMahan 1941-42
 Tyler McMahon 2016
 Matt McMillon 1988
 Ed McMinn 1933-34
 Steve McMurry 1985-86
 Matt McQuilian 2016
 John McSheffery 2010-2013
 Jax McSpadden 1953-54
 Dock McVickers 1925

O
 Steve Oakley 1965-66
 Torian Oakley 2011-2014
 Casey O'Connor 2011-12
 Ernest O'Donald 1930
 Michael Odiari 2011
 Marcus Odums 2007
 Wallace O'Keefe 1920
 Mark Okoro 2010-12
 Brian Okoye 2022
 Adrian Olivias 2004
 Tyrone Oliver 1987
 Caleb Ollison 2021
 Alex Olson 2013-16
 Chris Olson 2010-2013
 Michael Onozie 2019-21
 Lee Orr 2004-06
 Cole Oster 2021-22
 Carson Othworth 2022
 James Ostrander 1962-63
 Matt Oursbourn 1995
 Albie Owens 1966-68
 Keith Oxley 1974-75

P
 Marcel Paige 2018
 Fred Palacios 1985
 Keith Pantalon 1982-83
 Sidney Parker 2010-2013
 Vernon Parker 1944
 Wayne Parker 1958-60
 Felipe Parra 2015
 Marion Parrish 1944

Colan Partee 1997-98
 Craig Paschal 1982-84
 Mike Paschal 1988-90
 Nick Pasquale 1998-01
 Beau Patterson 1979-81
 Don Patterson 1949-50
 Larry Patterson 1962-64
 Matt Patterson 1979-81
 Virgil Patterson 1950
 Votie Patterson 1985-86
 Wayne Patterson 1988
 Ross Patton 1976-78
 Henry Paul 2017-18
 Jake Paylor 2011
 Devon Paye 2015-16
 Anthony Payne 2001
 Ayrton Payne 2017-21
 Phil Payne 1950
 Todd Pearson 1983-85
 Pete Pedro 1961-63
 Carlos Pena 1992
 Brandon Pendergrass 2002
 James Pendergraft 1950-51
 L.B. Penick 1929-30
 Josiah Pennington 2017-19
 Shane Pennix 2012-13
 Derrick Peoples 2007-2011
 Scott Peoples 1982-84
 Solomon Perdue 2014-2017
 Maxwell Perez 2019-22
 Richard Perez 1974-76
 Clint Perkins 1990
 Ramon Perry 2005-06
 Bob Petrich 1961-62
 Joseph Peterson 2007-09
 Bill Pevenhouse 1949-50
 Ronnie Phenix 2002
 Chris Phillips 1999
 Gary Phillips 1981
 Lloyd Phillips 1917
 Norman Phillips 1950
 Ted Phillips 1932
 Todd Phillips 2010
 Matt Picha 1990
 Jack Pierce 1953-54
 Markus Pierce-Brewster 2014
 Tish Pierce 1997
 Howard Pilcher 1950
 Clint Plant 1976, 78-79
 Lyle Plummer 1984
 Dave Plunkett 1987-88
 Mike Podzemny 1973-75
 John Poindexter 1950-51
 Mike Pointer 1989
 Cason Polivoda 2021-Pres.
 Junior Pome'e 2016-17
 John Pool 1933
 Glenn Poo 1999-00
 Glenn Potter 1983-84
 Jesse Powell 1966-68
 Raymond Powell 1959-60
 Kevin Powers 1987-88
 John Preddy 1911
 Rasheed Prescott 2005
 Barrett Price 1928
 Borden Price 1938-40
 Robert Price 1954
 Henry Prichard 1911
 Newton Prichard 1911
 Billy Pritchett 1971-73
 Burl Profit 1981
 George Profit 1981
 Mitch Pruitt 1982-84
 Delos Pugh 1945
 Venous Puiana 2003-04
 Clark Pylant 1983-85

Q
 Tracy Qualls 1975, 77
 Derek Quarles 2000-02
 Beal Queen 1919
 Sandy Quinn 2005

R
 Preston Rabb 2014-15
 Joseph Radke 2017-19
 O.C. Rampley 1941-42
 Lester Ramsey 1954-56
 Keith Randall 1976-77
 Bradley Randle 2002
 Caleb Randolph 2008-2011
 John Rankin 1933-35
 John Rapp 1956, 58-59
 Bob Ratliff 1956-58
 Lance Ratliff 2010-12
 Garland Rattan 1951, 53
 DeShaun Rawls 2013

Justin Ray 2001
 Sam Rayburn 1949-50
 Delma Rayzor 1922
 Charlie Reade 1969-70
 Billy Reader 1995
 David Reagan 1989
 Hooy Reagan 1914
 Billy Record 1983
 Kenneth Redd Jr. 2021-Pres.
 Clarence Redic 1968-69
 Cedrick Redwine 1995
 Dan Reed 1979-80
 Olin Reed 1940
 Roy Reed 1922
 Ray Reese 2003
 LeRoy Reeves 1942, 46
 Roland Reichardt 1968-69
 Sid Reid 1991
 Mark Reiland 1989-90
 W.N. Reimers 1946
 Richard Reneau 1965
 John Renfro 1914
 Ashton Reynolds 2022
 Loyd Reynolds 1953-56
 Steve Rhodes 1988-90
 Jarrian Rhone 2012-2015
 R.L. Rhoten 1953-54, 56
 Lonnie Rice 1950-51
 Ricky Rice 1974
 Eddie Richardson 1974-76
 Jerry Richardson 1960-63
 Shawn Rickel 1986
 Kent Riker 2001-02
 Elwin Rickett 1939-40
 Harold Rickett 1939
 Corey Rider 1997-98
 Rylan Rigden 2015
 Kenneth Ringo 1951
 Aracdio Rivera 1972-74
 Xavier Rivera 2018-Pres.
 Eric Roanhaus 1969
 John Roanhaus 1996
 Charlie Robbins 1917-19
 Allen Roberson 2017
 Darold Roberson 1948-51
 Marlin Roberson 1994
 Mike Roberts 1975-76
 Jonathan Roberts 2006-07
 Robbie Roberts 1984
 Cornelius Robertson 2008
 Dishon Robertson 2010-11
 Edison Robertson 2007
 Charlie Robins 1926
 Bo Robinson 1975-78
 Cleveland Robinson 1980-82
 E. Robinson 2006
 Keith'n Robinson 2007, 10
 Khiry Robinson 2011-12
 Nathan Robinson 1992
 Owen Robinson 1953-54
 Tramel Robinson 1998
 Rany Robson 1968-69
 Nathan Rodgers 2016
 Hector Rodriguez 2007-2011
 Miguel Rodriguez 1990
 Hap Rogers 1945
 Steve Rogers 1972-74
 Tibby Rogers 1974-75
 James Roof 1990
 Eric Rosette 1997-98
 D.J. Ross 2011
 Ollie Ross 1961-63
 Ray Ross 2000
 Bob Rowan 1910
 Monroe Rowden 1946
 Marcus Rowe 2008-09
 Richard Rowe 1997
 Doc Rowell 1962-64
 Terry Roy 2002-04
 Clare Rudolph 1911
 A.J. Ruffins 2007-08
 Miguel Ruiz 2008
 Travis Runnells 2002
 Charles Russell 1917
 Luke Russell 2011
 Gary Ruston 1969-70
 Mitchell Ryan 2007
 Mike Rychik 1975-77

S
 John Saluni 2003-04
 Simote Samate 2021-22
 Nate Sanchez 95-96
 Charles Sanders 1955-57
 Dan Sanders 1919-22
 Larry Sanders 1939-41
 Milton Sanders 1926-29
 Rashad Sanders 2008-2011

Virgil Santy 1922-25
 Matt Sardoello 1997-2000
 Dennis Sarine 2001-03
 Tommy Saucedo 1988-90
 Arlanders Savage 1987-89
 Anthony Searce 2005-06
 Justin Schantz 1998-99
 Bill Schiffman 1979-80
 Rick Schleider 1972-73
 Larry Schmoker 1986-89
 Mike Schmucker 1995-96
 Dennis Schneider 1982-85
 Alex Schrag 2017
 Clarence Schultz 1942
 Roy Schultz 1942
 Pat Schwenke 2005-07
 Anthony Scott 2007-09, 11
 Bran Scott 2007
 Carl Scott 1921, 24
 Codie Scott 1990
 Devon Scott 2003-04
 Earl Scott 1913
 John Scott 1985
 Shaun Scott-Jones 2003-06
 Stephen Scott 1985
 Kyle Seals 2007-08
 Carl Seath 1921
 E.C. Seiferl 1949-50
 Kenneth Seillaes 1972
 Mark Semkw 1971
 Lou Serrano 1985-86
 Tramale Session 1997
 Gordon Sewell 1912
 Orion Sewell 1995-96
 Dewayne Sexton 1971-73
 Arseel Shakoor 2007-08
 DeJuan Shamburger 1999-00
 A.D. Shaver 1944-46
 Adam Shaw 2001-04
 John Shear 203-04, 06
 John Sheehy 2013, 15
 Sid Sheffey 1915, 17
 Sheeigan 1915
 Dave Shellabarger 1964-65
 Gary Shelton 1977
 Tommy Sherrill 1951
 Daniel Sherwood 2007-08, 10
 Joe Shields 1918
 Michael Shipley 2018
 Patt Shipp 1951
 Winston Short 1974-76
 Elmer Shortwell 1913-14
 Shwalter 1915-16
 Sign Shuva 2022
 Warren Sidwel 1985
 Freddie Simmons 2022-Pres.
 Mark Simmons 1996-99
 Gary Simms 1918, 20
 Roman Simpson 1990
 Venson Simpson 1985
 Ronnell Simon 1976-77
 David Sims 1963-64
 Eugene Sims 2008-09
 Kris Sims 2022-Pres.
 Travis Sims 1993
 Travis Sims 1996
 Adam Sipes 2004
 Hubert Sires 1918
 Dejuan Skinner 2005
 Larry Skinner 1988
 Tom Slack 1936-37
 Curtis Slater 2009, 11-13
 Nathan Slaughter 2010-2013
 Chazz Slatinsky 2015-17, 19
 Royce Slechta 1990
 Isaiah Smallwood 2021-Pres.
 Casey Smith 1986
 Cheyenne Smith 2003-2006
 Chris Smith 2005
 Darryl Smith 1989-90
 Dennis Smith 1960-61
 Floyd Smith 1979-80
 Gage Smith 2021-Pres.
 Harry Smith 1949-51
 James Smith 2010
 Jeff Smith 1983-84
 Jordan Smith 2009-2012
 Kellon Smith 2017-18
 Lesone Smith 2018-19
 Marvin Smith 1950-51
 Michael Smith 2021-22
 Mike Smith 1982-83
 O. Smith 1911
 R.L. Smith 1945
 Ralph Smith 1914
 Richard Smith 1990
 Riley Smith 2016
 Steve Smith 2007-10

Terry Smith 1918
 Trey Smith 1993
 Victor Smith 2021
 Chriss Snapp 2003-04
 Jered Snelgrooes 2005-2007
 Don Snodgrass 1958
 Shane Sobnosky 2012
 Chase Sojka 2019
 Sosa Sokimi 2022
 Merced Solis 1972-74
 Rick Solis 1997-98
 Andy Somerville 1995
 Lem Sone 1918-19, 23
 Adolfo Sonen 1977-79
 Velton Soregee 1938
 Michael Soto 1988-90
 Archie Souter 1955-56
 John Spann 1949-51
 Earl Sparks 1914
 T.J. Sparks 2002-05
 Larry Spears 1974-77
 L.O. Speers 1936
 Jack Spence 1931-33
 Reggie Spencer 1976-78
 Louis Spinks 1965, 67
 Otis Splawn 1927
 Garfield Spradley 1954
 Glen Staffor 1945
 Carroll Stafford 1957-59
 Stanley Stafford 1957-59
 Earl Stagner 1938-40
 Tom Stainocker 1910
 Harry Stair 1913
 Dick Stamier 1965
 Glen Stanley 2010
 Harry Star 1913-14
 Kendrele Staten 2012-14
 Adam St. Clair 2000-03
 Joe Stegall 1918
 Dennis Steinback 1982-83
 Leo Steinkoenig 1941
 M. Stephens-Peppers 2019-21
 Doug Stephenson 1982
 Lothar Stephenson 1937-38
 Preston Steszewski 2022-Pres.
 Harold Stewart 1968-70
 Markel Stewart 2017-18
 Max Stewart 2005, 08
 Mark Stewart 1975-78
 Paul Stewart 1922
 Jack Stone 1914-15
 J.T. Stone 2000
 Matt Stone 2003-04
 Cody Stovall 2000-03
 L.A. Stowe 1931-33
 Jim Strain 1926-27
 Patrick Strambler 1997-00
 Lamarc Strahan 2011
 Russ Street 1995-96
 Hunter Streuling 2014-15
 Russell Stroud 1932-33
 Ray Struck 1988
 Harold Stuart 1968-69
 Dutch Studer 1918, 21
 Patrick Sturdivant 1992-93
 Wayne Sullivan 1949
 Braylon Sugg 2022
 Brody Sutterfield 2021-Pres.
 Brandon Swain 2007-08
 Brian Swanson 1995
 Bob Sweat 1972
 Tyler Sweet 2022-Pres.
 Noah Sweitzer 2016
 Steve Sydow 1971-73
 Dave Szymakowski 1965-67

T
 David Tameilau 2014
 Damon Tanck 1992
 Don Tardy 1965-67
 J.W. Tareton 1913
 Don Tate 1968-69
 Shawn Tate 1999
 Thomas Tate 1970-71
 Raymond Taupule 1999-00
 Billy Taylor 1971-72
 Doak Taylor 1986-88
 George Taylor 1937-38
 Jack Taylor 2008
 Olajuwani Taylor 2016
 Prentice Taylor 1997
 Trey Taylor 1990
 C.M. Teague 1932-34
 Erik Tellef 1995-96
 Jimmy Terrell 1945
 Bob Terry 1945
 Foye Terry 1920
 Press Theriot 1979

Jazz Thind 2017
 Cashmin Thomas 2007-08
 Christopher Thomas 2018-22
 Duane Thomas 1967-69
 F.A. Thomas 1936-38
 Gary Thomas 1997-97
 Johnny Thomas 1940-42
 Kevon Thomas 2016-18
 Kyle Thomas 2008, 10
 Phillip Thomas 1993, 95
 Clifford Thomas 1938
 William Thomas 1995, 96
 Bill Thompson 1944
 Brian Thompson 1996-99
 Chau Thompson 1998-99, 01-02
 Clifford Thompson 1994
 Dendrick Thompson 1996
 Gordon Thompson 1929
 Jacob Thompson 1996
 Jimmy Thompson 1998
 Kelvin Thompson 2007-10
 Larry Thompson 1978-79
 Olan Thompson 1968-70
 R.M. Thompson 1933-34
 Ralph Thompson 1969-70
 Weldon Thompson 1922-24
 Neil Thomsen 1969
 Drew Thorn 1997-99
 William Thornton 2010
 Kevin Thrash 1976-77
 Frank Thrasher 1960-61
 Jackie Tidmore 1945
 Mark Tidwell 1978-81
 Jay Tillman 2008, 10
 Tyrie Tipton 2021-Pres.
 Will Toliver 2013-16
 Kyle Tollefson 1990
 Pat Tombs 1940-41
 Sam Treadaway 2022
 Trevey 1915
 Weldon Trice 1946, 48-49
 Bill Trisciani 1971-72
 Kevin Troutman 1977-79
 Floyd Trowbridge 1920
 Clayton Truebenbach 2005, 07
 Gabe Tuata 2014
 Alex Tucci 2013-15
 Chink Tucker 1920
 Don Tucker 1947-40
 Marion Tucker 1970-72
 Delmer Tuggle 1954-55
 Shalom Tui 2004
 U. Turner 1911
 Tumej 1915
 Corey Turner 1988
 Derek Turner 2000-01
 Johnny Turner 1988-89
 Lloyd Turner 2017
 Otis Turner 1910
 Demond Tyson 2002

U
 Duane Uhatafe 2005
 David Uiagalelei 2001
 Sawyer Ulmer 2018
 Terry Upton 1969
 Gerry Uretsky 1979-81
 Gage Urias 2021-22
 Bill Uzzolino 1964-65

V
 Meile Valele 2013-14
 Jimmy Valenciano 2009
 Logan Vallo 2019
 Frank Van Hoy 1934-35
 Chip Van Pelt 1974-76
 Jackie Vantrease 1953-56
 Kevin VanVorhis 2010-2013
 Johnny Varnell 1960-63
 Dillon Vaughn 2014-2017
 Dustin Vaughan 2010-2013
 Bryon Vaughn 1923-26
 Finis Vaughn 1923-26
 Ray Vaughn 1910-11
 Gilbert Veasey 1977
 Atilla Vegh 1972
 Vico 1915
 Charles Vick 1942
 B.J. Vickers 2007
 Luis Villagomez 2006
 Travis Vornkahl 2016-18
 Bobby Vorpal 1989
 Kyle Voss 2009-13

W
 Todd Wade 1986

Toby Waggoner 1935-36
 Joe Walden 1953-55
 David Walker 1974
 Dee Walker 2007
 Doyle Walker 1957
 John Walker 1932-34
 Jonathan Walker 2004-05
 Kuwese Walker 2001
 Leon Walker 2004
 Montray Walker 1997
 Tyler Walker 2015-16
 Undrea Walker 1976
 Willie Walker 1969-71
 Hunter Wall 2005
 Brad Wallace 1988
 Jeff Wallace 2010-11
 T. Wallace 1911
 Waldemar Wallace 1917, 20
 Marc Waller 2010-2013
 Craig Wallis 1935, 37
 Butch Walterscheid 1963-66
 Aaron Wampler 2009-12
 Elvis Ward 1926-28
 Gary Ward 1958-60
 Kraig Ward 1996
 Patrick Ward 2012-13
 Walter Ward 1942
 Mike Ware 2005
 Aubrey Warren 1970-71
 Cameron Warren 2011-13
 Jeff Warren 2003
 Terry Warren 2000
 Mike Wartes 1972-74
 Marvin Wash 2007-08
 Chris Washington 1997
 Clemmy Washington 1990
 Hank Washington 1965-66
 Max Washington 1957-59
 Michael Washington 1987-88
 Odell Washington 1936-38
 Blake Waters 2021-Pres.
 Tony Waters 1963-64
 Anthony Watkins 1986
 Foster Watkins 1936-38
 Watson 1927
 Watson 1912
 Brad Watson 1985
 Brett Watson 2006-08
 Isaac Watson 2014, 17
 Jeremy Watson 2009-2014
 Jimmy Watson 1987-89
 Curley Watters 1966-68
 Albert Watts 1997-98
 Craig Watts 2010-2013
 Gary Weaver 1972-73
 Waldamar Weaver 1915
 Dustin Webb 2000-02
 E.J. Webb 1953-54
 J'Marcus Webb 2008-09
 Brandon Weber 1997-98
 Chad Webster 2003-05
 Jon Webster 1982
 Bruce Wegman 1967
 Remington Weis 2018
 John Weitz 1992-95
 Jerald Welch 1985-86
 Eugene Weldon 1982
 Wallace Wellington 2002-03
 Daily Wells 2017
 Bryan Welps 1994-96
 Jared Wesley 2013-14
 Shaun Wesley 2009-10
 Marquette Wesson 1996-97
 Earl West 1962-64
 Herman West 1987-88
 Jesse West 1918
 Ethan Westbrook 2012-13
 Jim Whaley 1992-93
 Todd Whatley 1998
 Bill Wheeler 1942
 Carl Wheeler 194
 Jim Wheeler 1968
 Ted Wheeler 1964-66
 R.D. Wheelock 1934-35
 Robert Whelchel 1951, 53, 57
 Greg Whetstone 1974, 77
 Spencer Whippo 1915, 19
 Bruce Whisenhunt 1970
 Clyde White 1990
 Don White 1972
 Ed White 1952
 Jackie White 1973-75
 John White 1942, 45
 Maurice White 2005-06
 Norman White 1993-96
 Clyde Whiteacre 1922
 Nick Whitt 2012-13
 Adam Whitfield 2022

Michael Whitfield 2015, 17-18
 R. Whitfield 2006
 Freddie Whitley 1977, 79-80
 Dave Whitmire 1966-67
 Clarence Whittenberg 1954-55
 Dick Wiegand 1960-61
 Larry Wiens 1971-73
 Austin Wiggins 1938-40
 Duane Wilburn 1992
 Ben Wiley 1951
 Dale Wiley 1953-55
 Derick Wiley 2003-04
 Lance Wiley 1984
 Scott Wiley 1975-78
 Austin Williams 2016
 Boyd Williams 1946-48
 Brock Williams 2018-Pres.
 Calvin Williams 1981-82
 Charlie Williams 1960-61
 Devron Williams 1995-96
 Eddy Williams 2015
 Edwin Williams 1937
 Grayson Williams 2022
 Howard Williams 1930-33
 Iris Williams 2006
 Jeff Williams 1990
 Jerry Williams 1959
 Josh Williams 2012
 Justin Williams 2006-07
 Kito Williams 2005-06
 Leon Williams 1937-39
 Malik Williams 2018
 Marvin Williams 1983
 Maurice Williams 1989-90
 Mike Williams 1982-84
 Mike Williams 1974-75, 77
 Quinteze Williams 2015
 Robert Williams 1986
 Robert Williams 1994
 Steve Williams 1997
 Tyson Williams 2008-10
 Walter Williams 1997
 Winfred Williams 1969-71
 Ron Willingham 1969-71
 David Willis 1974-77
 Joe Willoughby 1946
 LaPear Willrich 2013-16
 Clyde Wilson 1990
 Earl Wilson 1979-82
 Jack Wilson 1968
 Jim Wilson 1912
 Jim Wilson 1986-87
 Larry Wilson 2003-04
 Ray Wilson 1983-84
 Raymond Wilson 1926-28
 Mack Winter 1942, 46
 Roy Winters 1966-68
 Frank Wise 1947-50
 Warren Witherspoon 2015-17
 Bruce Womack 1947-50
 Burl Wood 1965-66
 David Wood 1982-84
 David Wood 1984-86
 Don Wood 1982-84
 Earl Wood 1965-66
 Jim Wood 1959
 Wes Wood 1989
 Brad Woodard 2003
 Daylan Woods 2015
 Pete Woods 1937
 R.V. Woods 1938, 40
 Tanner Woods 2007
 R.G. Woolever 1931
 Claude Wooley 1981-82
 Turner Woolley 2015-16
 Andy Workman 1994, 96
 Marcus Wortham 1993
 Charles Wright 1947-50
 Cuery Wright 1959
 Dean Wright 1947-50
 Michael Wright 1994-97
 Phillip Wright 1953-55
 Rick Wright 1976-78
 Dayrl Wynn 1969-71
 Bruce Wyre 1973-75

Y
 Joe Yankovich 1984-86
 Ahlee Yart 2022
 Jack York 1954-55, 57
 Daelin Young 2014-2017
 Jim Young 1966-67
 Tramicah Young 2008-09
 Josh Young 2006-07
 Bill Younger 1914
 Duke Younger 1918
 Patric Youngman 2013-14

Z
 Michael Zoch 2008-10
 Mike Zoffuto 1966-67

WTAMU HALL OF CHAMPIONS

1987

Al Baggett
Price Brookfield
Sam Burton
George Ray Colvin
Ben Collins
Lwood Dow
Joed Forbus
Joe Fortenberry
Pat Gerald
Floyd Golden
Mitchell Jones
Clifford Keith
Delbert Lowres
Gus Miller
Odus Mitchell
Putt Powell
Larry Sanders
Ernest Schur
Pete Shotwell
Elvis "Heck" Ward
Foster Watkins

1988

Terry Adolph
Johny Ayers
Cloyde Box
Hatcher Brown
Troy Burrus
Maurice Cheeks
Tommy Coffey
Bill Cross
Corky Dawson
Simmie Hill
Joe Kerbel
Frank Kimbrough
Jerry Don Logan
J.W. Malone
Gene Mayfield
Eugene "Mercury" Morris
"Pistol" Pete Pedro
Jesse Powell
Jerry Richardson
Bo Robinson
James Scott
Allen Simpson
Dave Szymakowski
Duane Thomas
Butch Walterschild
Charles Wright

1989

Tom Airhart
Jerry Behrens
Lawrence Brotherton
Grady Burson
Milt Fitts
Buck Garrett
Clark Johnson
Leon Manley
Ronald Mills
Borden Price

1990

Jim Campbell
Dory Funk, Jr.
Merry Johnson-Byers
Metz LaFollette
Bob Petrich
Scottie Pierce
Gail Simpson
Burl Wood
Earl Wood
Phillip Wright

1991

Carl Brown
Austell Burrus
Charlie Daves
Steve Haterius

1992

Woody Gilliland
Royce Hillman
Rhonda Kimbrough
Joe Meaker

1993

Warren Hasse
Tod Mayfield
Weldon Trice
Vanessa Wells Thibert

1994

Carl Birdsong
Kim Hudson
Megan Kinen Morton
Reggie McElroy

1995

Eddie Conner
Roy Lee Dunn
David Kent
Von Tucker Sims

1996

Jill Myatt McDonald
Julie Myatt O'Dell
Reggie Ramey
Ollie Ross

1997

Stan Carraway
Terry Funk
Allene Stovall
Teresa Tinner

1998

Alex Hale
Bob Kelley
Angela Seay Land
Bruce Wyre

1999

Charles Byrd
Sandy Callahan
Danny Cazalas
Joe Hayes

2000

Raymond Brown
Henry Fields
David Gasser
Spencer "Hank" Washington

2001

Ronnie Mankin
Mike Mitchell
Jeff Nunn
Frank Stockman

2002

Dale Blaut
Charles Kitchens
Douglas Kriewald
Bruce Womack

2003

J.R. Compton
Joesph Kemel
Natasha Taylor
Bill Yung

2004

Boyce Box
Hubert "Cuby" Kitchens
Eve Posey
John Varnell

2005

Alondra Johnson
Bob Kitchens
Renee Leurs-Gillispie
Julie Saylor Young

2006

Ana Carolina "Carol" Pereira
Ana Cristina "Tita" Pereira
Bobby Kleinckeke
Scotte Doores
Ralph Davis

2007

Sarah Butler-Cartherl
Martin Lattibeaudiere
Charley Sanders
Bob R. Sloan

2008

Davy Arnaud
Leona Gerber
Ray Franks
DeWayne Miles

2009

Joe Brooks
David Cole
Charles "Shorty" Halbert
Debbie Hendricks
James Morton
Shannon Stroud-Cavalier
Dennis Walling

2010

Kathy Clutterbuck-Nor
Rok Ekker
Myrl and Earl Goodwin
Roy Lee "Sammy" Malone
Eddie Meyer
Bob Sine
Mallory Vestal

2011

Beau Brown
Nay Hale
Ed Harris
Mickey Matthews
Jim Reid
Bob Schneider

2012

Damien Lolar
Don Patterson
Sarit Shenar
James Marvin Smith
Celeste Stevenson
Chau Thompson

2013

Rebekah Bachman
Dalton Bell
Ray Burrus
Dave Corley
William Fifer
Pat McDonald

2014

Emily Brister
Jared Brock
Charly Martin
Kendra Morgan Potts

2015

Brad Bailey
Tyler Cooper
Dr. Russell C. Long
Brandi Green-Malveaux
Lanny Phillips
Harold Stuart

2016

Anthony Armstrong
Lori Deshields Davis
Keith Null
Mike Ohm
Marvin Self
Mike Wartes

2017

Jerry Boeka
Jess Anne Fernandes
John Hasse
Kim LeComte
Jerry Simmons
David Willis

2018

Grady Benton
Ben Hangartner
Matthew Madison
Katie Rickwartz
Ralph Anderson
Mary Ann Hill

2019

Rick Cooper
Dylan James
Alyssa Lemos
Randy Matthews
Arthur & Lela Mae Stovall
Holly Troth
Dustin Vaughan

2021

Tim Dubrulle
Renee Erwin
Paul Hart
Emma Love
Mickey Piersall
Brad Stark
Chontiquah White

2022

Seb Furness
Tony Graystone
Rita Hokianga
Glory Jangthongsiri
Marshal Kasowski
Dr. J. Patrick O'Brien
Laura Prinsen
Eugene Sims
Libby Strickland



#HEREWECOME
#HEREWECOME
#HEREWECOME
#HEREWECOME

2023 SCHEDULE

9.2 WESTERN COLORADO 2 P.M.
GUNNISON

9.9 ADAMS STATE 7 P.M.
CANYON

9.16 MIDWESTERN STATE 7 P.M.
CANYON

9.23 UT PERMIAN BASIN 6 P.M.
MIDLAND

9.30 WESTERN OREGON 7 P.M.
CANYON

10.7 TEXAS A&M-KINGSVILLE 7 P.M.
KINGSVILLE

10.14 WESTERN NEW MEXICO 7 P.M.
CANYON

10.21 CENTRAL WASHINGTON 8 P.M.
ELLENSBURG

10.28 ANGELO STATE 7 P.M.
CANYON

11.4 EASTERN NEW MEXICO 1 P.M.
PORTALES