

"THE PITCH"

WHERE THE BUFFALOES OAM



TABLE OF CONTENTS

INTRODUCTION

Table of contents	3
2023 Schedule	3
Quick Facts	3
The Pitch	4
MEET THE BUFFS	
Head Coach Chad Webb	6
Associate Head Coach Miguel Reyes	9
Support Staff	9
Numerical Roster	10
Alphabetical Roster	10
Meet The Buffs (TV/Radio)	11
The Lone Star Conference	12

2022 REVIEW

2022 Results/Stats	13
2022 Game-By-Game Starters	13
2022 Scoring Breakdown	14
Game-By-Game Offensive Stats	15
Game-By-Game Goalkeeping Stats	15
Individual Statistics	16













RECORD BOOK

Year-By-Year Results	17
Year-By-Year Stats	17
School Records	18
2022 Lone Star Conference Records	21

HISTORY

Year-By-Year Results	23
Post Season Awards	26
All-Americans	28
WT vs. All-Opponents	32
Season Openers	32
Series History	33
All-Time Alphabetical Roster	37
All-Time Numerical Roster	39
Hall of Champions	41

2023 SCHEDULE

<p>Aug. 31</p>  <p>CSU Pueblo Pueblo, CO</p>	<p>Sep. 10</p>  <p>ADAMS STATE Canyon, TX</p>	<p>Sep. 12</p>  <p>SOUTHWESTERN OKLAHOMA STATE Canyon, TX</p>	<p>Sep. 14</p>  <p>FORT LEWIS Durango, CO</p>	<p>Oct. 5</p>  <p>COLORADO MESA Durango, CO</p>	<p>Oct. 8</p>  <p>OKLAHOMA CHRISTIAN Oklahoma City, OK</p>
<p>Sep. 21</p>  <p>TEXAS A&M INTERNATIONAL Canyon, TX</p>	<p>Sep. 24</p>  <p>UT PERMIAN BASIN Odessa, TX</p>	<p>Sep. 28</p>  <p>DALLAS BAPTIST Canyon, TX</p>	<p>Oct. 1</p>  <p>LUBBOCK CHRISTIAN Canyon, TX</p>	<p>Oct. 5</p>  <p>UT TYLER Tyler, TX</p>	<p>Oct. 8</p>  <p>ANGELO STATE San Angelo, TX</p>
<p>Oct. 15</p>  <p>TEXAS WOMAN'S Canyon, TX</p>	<p>Oct. 15</p>  <p>ST. EDWARD'S Canyon, TX</p>	<p>Oct. 19</p>  <p>MIDWESTERN STATE Wichita Falls, TX</p>	<p>Oct. 22</p>  <p>EASTERN NEW MEXICO Canyon, TX</p>	<p>Oct. 26</p>  <p>ST. MARY'S San Antonio, TX</p>	

QUICK FACTS

GENERAL INFORMATION

Location	Canyon, Texas
School Founded	1910
Enrollment	9,966
Nickname	Lady Buffs
Colors	Maroon, White
Affiliation	NCAA Division II
Conference	Lone Star Conference
Region	South Central
President	Dr. Walter Wendler
Director of Athletics	Michael McBroom
Athletic Department Phone	(806) 651-4400

COACHING STAFF

Head Coach	Chad Webb
Alma Mater	West Texas A&M, '98
Assistant Coach	Miguel Reyes

LADY BUFFS TEAM INFORMATION

First Season	1996 (23th Season)
All-Time Record	325-159-42
All-Time Home Record	178-45-19
All-Time Road Record	126-102-15
All-Time Neutral Record	19-8-7
NCAA Postseason Appearances	12
Last NCAA Postseason Appearance	2022
	(L, 0-2 Dallas Baptist/Second Round)
LSC Regular Season Titles (Last)	8 (2017)
LSC Tournament Appearances (Last)	11 (2022)
LSC Tournament Championships (Last)	2 (2017)
NCAA Regional Championships (Last)	1 (2018)
All-Americans	10
All-American Honors	17
NCAA Division II National Players of the Year	1
NCAA Division II National Coaches of the Year	
LSC Hall of Honor Inductees	
WT Hall of Champions Inductees	2

2022 RECAP

Overall Record	14-4-4
LSC Record (Finish)	6-2-4 (3rd)
Final USC Ranking	RV

ATHLETIC COMMUNICATIONS

Assistant Director	Josh Ducheneaux
Office	(806) 651-4443
Email	jducheneaux@wtamu.edu
Office Mailing Address	WTAMU Box 60049
	Canyon, TX 79016
Office Address	2620 Russell Long Boulevard
	Canyon, TX 79016
Director	Brent Seals
Athletics Website	www.GoBuffsGo.com
Twitter	@WTAMU_WSoc
Instagram	@wtladybuffsoccer



THE PITCH "HOME OF LADY BUFF SOCCER"

Top-25 Attendance Marks - Single Game

Opponent	Date	Att.	Result
1. UT Permian Basin	Sept. 21, 2022	608	W, 4-0
2. Eastern N.M.	Oct. 15, 2016	593	W, 4-1
3. Midwestern State	Nov. 2, 2012	517	W, 3-2
4. Dallas Baptist	Nov. 16, 2018	458	T, 0-0
5. Adams State	Sept. 1, 2017	457	W, 1-0
6. Eastern N.M.	Nov. 2, 2018	456	L, 1-0 (OT)
7. Abilene Christian	Sept. 25, 2011	422	L, 2-0
8. Eastern N.M.	Sept. 27, 2019	415	W, 2-1
9. Texas Woman's	April 3, 2021	400	W, 3-1
10. Midwestern State	Sept. 23, 2011	389	W, 2-1 (2OT)
11. Emporia State	Aug. 26, 2022	375	W, 3-0
Angelo State	Oct. 5, 2022	375	W, 1-0
13. Fort Lewis	Sept. 3, 2017	367	W, 2-0
14. Oklahoma Christian	Oct. 25, 2022	353	T, 1-1
St. Mary's	Oct. 22, 2022	353	T, 1-1
16. Dallas Baptist	Sept. 25, 2021	345	L, 4-5
17. Eastern N.M.	Oct. 28, 2011	340	W, 2-1
18. Eastern N.M.	Oct. 25, 2017	328	T, 1-1
19. Midwestern State	Oct. 15, 2022	327	W, 2-0
20. CSU Pueblo	Sept. 10, 2022	325	W, 3-0
21. Angelo State	Oct. 21, 2011	320	L, 1-0
22. Oklahoma Baptist	Sept. 9, 2021	315	W, 3-0
A&M-Commerce	Oct. 21, 2013	315	W, 2-1 (OT)
24. Texas Woman's	Oct. 16, 2021	313	L, 4-5 (OT)
25. Angelo State	Oct. 26, 2018	310	W, 2-1

Top-20 Opponent Attendance (Average)

Opponent	Total Att. (Gms)	Avg. Att.
1. Emporia State	375 1	375
2. UC San Diego	304 1	304
3. Adams State	902 3	301
4. Eastern New Mexico	3,746 13	288
5. Oklahoma Christian	567 2	284
6. Incarnate Word	839 3	280
7. Southern Nazarene	277 1	277
8. Fort Lewis	809 3	270
9. Oklahoma Baptist	528 2	264
10. Dallas Baptist	1,312 5	262
11. St. Mary's	785 3	262
12. Colorado State-Pueblo	514 2	257
13. Angelo State	2,421 10	242
14. UT Permian Basin	1,693 7	242
15. Abilene Christian	150 3	230
16. Midwestern State	2,638 12	220
17. Texas Woman's	2,665 12	222
18. Southwestern Oklahoma State	889 4	222
19. Lubbock Christian	651 3	217
20. Northeastern State	217 1	217

Attendance Marks

Opening Day	267, Fort Lewis (Sept. 10, 2010)
Total Attendance	28,727
Average Attendance	239
100+ Attendance Games	41
200+ Attendance Games	40
300+ Attendance Games	24
400+ Attendance Games	6
500+ Attendance Games	3

Yearly Attendance - NCAA Ranking

Year	Dates	Total	Rank	Avg.	Rank	Record
2010	9	1,503	N/A	167	N/A	5-2-2
2011	8	2,284	N/A	286	N/A	4-4-0
2012	11	3,091	N/A	281	N/A	7-4-0
2013	10	1,557	68th	156	83rd	2-4-4
2014	9	1,555	91st	173	92nd	5-4-0
2015	8	1,407	115th	176	111th	6-1-1
2016	8	2,376	43rd	297	24th	6-2-0
2017	10	2,743	20th	274	28th	6-1-3
2018	13	3,255	14th	250	35th	8-3-2
2019	8	1,502	75th	188	61st	6-2-0
2020	5	1,070	--	214	--	4-1-0
2021	11	2,917	9th	265	18th	8-3-0
2022	10	3,467	--	347	--	8-0-2

Monday	201, UC-Colorado Springs (Sept. 3, 2018)
Tuesday	353, Oklahoma Christian (Oct. 25, 2022)
Wednesday	608, UT Permian Basin (Sept. 21, 2022)
Thursday	315, Oklahoma Baptist (Sept. 9, 2021)
Friday	517, Midwestern State (Nov. 2, 2012)
Saturday	400, Texas Woman's (April 3, 2021)
Sunday	422, Abilene Christian (Sept. 25, 2011)



COACHES AND STAFF

CHAD WEBB

Head Coach | 13th Year at West Texas A&M

West Texas A&M '98/ M.S. Mass Communication ('02)



WEBB'S COACHING FILE

EDUCATION

B.S. West Texas A&M- Mass Communication '98
M.S. West Texas A&M- Mass Communication '02

PLAYING EXPERIENCE

West Texas A&M (1992-1995)

COACHING EXPERIENCE

Women's Head Coach
West Texas A&M (2010-Present)

Assistant Coach
West Texas A&M (1998-2009)

OTHER AFFILIATIONS

Texas, USSF "A" License, Director of Coaching for Amarillo Lightning

CAREER ACCOLADES

8 All-Americans
North Texas State Soccer Association Coach of the Year (2012)
LSC Coach of the Year ('12, '16, '18)

Chad Webb enters his 13th season at the helm of the WT women's soccer program having led the Lady Buffs to five Lone Star Conference Championships, four NCAA Tournament appearances and one regional title.

2022 saw Webb take the Lady Buffs to the national tournament once again. WT earned the No. 3 seed in the conference tournament and defeated St. Edward's 2-1 at The Pitch. The Lady Buffs saw its conference title hopes slip away as they fell to seventh-seeded Midwestern State 2-1 in the semifinals. WT prepared for the NCAA tournament, entering as the fourth seed in the South Central Region. The Lady Buffs outlasted St. Mary's for a 2-1 win in Dallas, advancing to the second round. At that point, WT couldn't keep up with top-seeded and No. 1-nationally DBU, falling 2-0. After the season concluded, Asha James earned LSC Midfielder of the Year and Maria-Frances Serrant picked up LSC Forward of the Year, Newcomer of the Year, and Player of the Year. The duo went on to be named First Team All-Region by the D2CCA and United Soccer Coaches. James and Serrant became the program's eighth and ninth All-Americans as James earned D2CCA Second Team and Serrant was awarded Third Team.

The Lady Buffs earned the fourth seed in the 2021 LSC tournament, opening with a 3-2 overtime win over St. Mary's. WT's conference tournament came to an end against top-seeded and No. 6-nationally DBU in the semifinal round. Hannah Kelley-Lusk continued to add honors to her legacy as she became the first player in program history to earn three specialty awards in the same season when the LSC named Kelley-Lusk the LSC Player of the Year, Forward of the Year, and Academic Player of the Year. She then went on to be named the D2CCA Region Player of the Year before picking up the 2021 Ron Lenz Player of the Year award. Kelley-Lusk finished out her postseason awards when she was named the Division II CoSIDA Academic All-American of the Year.

In the CoVID shortened 2020-21 season, Webb led the Lady Buffs to a 6-4-0 record including a 6-2-0 record against NCAA Division II competition. WT took home two postseason accolades with Hannah Kelley-Lusk being named the conference's Forward of the Year with Asha James being named the Newcomer of the Year.

The Lady Buffs went 10-8-0 overall and 9-4-0 in LSC play earning the fifth-seed in the conference tournament. Kelley-Lusk earned 1st Team All-Conference honors after scoring a team-high 10 goals and 25 points. He won his 100th career game on the final day of regular season with a 4-0 victory over UT Permian Basin.

During the 2021 Fall season, the Lady Buffs went 14-6-0 overall and 9-4-0 in LSC play earning the fourth seed in the conference tournament. Kelley-Lusk earned LSC All-Tournament team honors, LSC Academic Player of the Year, LSC Forward of the Year, LSC Player of the Year, D2CCA Region Player of the Year, LSC Athletic Performance Athlete of the Year, CoSIDA Academic All-American of the Year, National Strength & Conditioning Association All-American, 1st team D2CCA All-American, 1st team United Soccer Coaches All-American, and Ron Lenz National Player of the Year. Reagan Matacale was also named to the LSC All-Tournament team while Asha James received 2nd team All-Region Honors. Ashley Silvestre earned CoSIDA Academic All-District Honors while Emily Avila, Reagan Matacale, and Asha James were named to the LSC 2nd team and Maliyah Mendoza to 3rd. Cheyenne Orozco a fifth-year senior would earn the title of an NSCA All-American during her final season as a Lady Buff.

WT had one of its best years in program history in 2018 under Webb as they won the program's eighth Lone Star Conference regular season title along with winning their first South Central Regional Championship since 2009. The Lady Buffs went 14 games unbeaten, a program record, en route to finishing 15-4-3, 10-1-1 in LSC play, earning the No. 2 seed in the NCAA Tournament. After defeating UC-Colorado Springs in penalties in the regional semifinals, WT defeated DBU on penalties (5-4) a week later in Canyon for their first regional title in close to a decade.

Kelley-Lusk earned United Soccer Coaches Third Team All-American Honors after scoring nine goals, including four game-winners, to go along with her team-high six assists. Cheyenne

Orozco was named the Lone Star Conference Defensive Player of the Year after anchoring a defense that allowed 0.86 goals per game. In 2017, WT returned to the NCAA postseason after winning the Lone Star Conference Tournament over top-seeded Angelo State in San Angelo. They would defeat the Rambelles a week later in the opening round of the NCAA tournament before falling to No. 2 seed UC-Colorado Springs in the semifinals.

The Lady Buffs won their second regular season Lone Star Conference title in 2016 in program history sharing the honors with Texas A&M-Commerce. Under Webb's guidance, WT finished with a 11-6-0 record, 9-3-0 in LSC play, including a eight match winning streak. The 11 wins are the second most during his tenure. He was named LSC Coach of the Year for the second time while senior midfielder Karyn Forbes was named Midfielder of the Year. WT finished the 2015 campaign with a record of 10-10-1 leading the team to their second LSC Championship match in the past three seasons. They defeated two top-25 teams during the season including a 1-0 triumph over #4 Angelo State in the LSC semifinals. Webb earned his 50th career victory during the 2015 season with a 2-0 victory over Lubbock Christian on Oct. 28, 2016.

In the fall of 2014, the Lady Buffs finished the year with a 7-11 mark overall. The year prior, going into the final weekend of the regular season. In 2013, Webb led the Lady Buffs to two big Lone Star Conference wins to make the LSC Tournament as the #4 seed. WT opened up the tournament with a 1-0 victory over the host, #1 seed Angelo State, before falling to Midwestern State in the Championship game in PKs.

Webb guided the Lady Buffs to an outstanding season in 2012 as the team went 13-7-1, winning both the regular season and conference tournament championships en route to the NCAA Tournament for the first time under Webb and first since 2009. Following the season, Webb was named LSC Coach of the Year and Panhandle Sports Soccer Coach of the Year.

The 2011 campaign saw the Lady Buffs fight through numerous season ending injuries to make their 14th appearance in the LSC Tournament as the #6 seed. WT topped Eastern New Mexico in the Quarterfinals before falling to Midwestern State in OT to end their season with a 9-10-1 overall record. 2010 saw the Lady Buffs register an 8-7-3 overall record and finish seventh in the LSC standings with a 4-6-1 mark, missing the conference tournament by one spot.

Before taking control of the Lady Buffs in 2010, Webb had been an assistant coach with the women's soccer program for 13 seasons, where his main responsibilities revolved around the everyday operations and coaching of the program. He handled the bulk of the recruiting duties for the Lady Buffs, while also assisting with the Buffalo men's team, as well.

The Lady Buffs enjoyed a very successful 2009 campaign, as they advanced to the Elite Eight for the first time in school history and recorded a 15-3-4 overall record. WT hosted both the LSC Tournament and NCAA Preliminary Rounds for the second consecutive season and won its second-consecutive LSC regular-season championship, as well as winning the NCAA South Central Region Championship.

The Lady Buffs have won either the LSC regular-season or LSC Tournament title nine times since 1997. They won both titles in 2001 and 2008. And, during 2001, the Lady Buffs made their first-ever NCAA Division-II National Tournament appearance. WT has won conference leading six LSC Tournament Championships and made 17 appearances in the single elimination field with 12 appearances in the finals.

Following a brilliant four-year playing career with the Buffs, Webb served one season as a student assistant under Butch Lauffer before serving another four seasons as a graduate assistant. During his playing career with the Buffaloes, from 1992-1995, Webb scored 10 goals and provided 20 assists while also serving as the Buffs' captain. As a junior, he earned a berth on the second-team Adidas All-West Region Academic list.

Webb, a native of Lubbock, Texas, holds a USSF "A" license, has been active in the community as the Director of Coaching for Amarillo Lightning and enjoys developing youth soccer talent in the Texas Panhandle. He conducts many soccer camps and clinics throughout the area each year, and, in 2002, was named Coach of the Year for the North Texas State Soccer Association.

He earned both his bachelor's (1998) and master's (2002) degrees in Mass Communication from WT.

Webb lives in Amarillo with his wife, Joy, their two children, Autumn, and Sam, along with their many dogs.

WT WOMEN'S SOCCER RECORD UNDER WEBB

YEAR	RECORD	POST SEASON RESULTS
2010	8-7-3	
2011	9-10-1	LSC Tournament Semifinals
2012	13-7-1	NCAA Regional Quarterfinal
2013	6-8-6	LSC Tournament Finals
2014	7-11-0	
2015	10-10-1	LSC Tournament Finals
2016	11-6-0	LSC Tournament Semifinals
2017	11-7-5	NCAA Regional Semifinal
2018	15-4-3	NCAA Quarterfinals
2019	10-8-0	LSC Tournament Quarterfinals
2020	6-4-0	LSC Tournament Semifinals
2021	14-6-0	LSC Tournament Semifinals
2021	14-4-4	NCAA Regional Quarterfinal
Total	134-92-24	

WEBB VS. OPPONENTS

OPPONENT	W-L-T
Abilene Christian	4-4-1
Adams State	7-1-0
Angelo State	22-14-7
Central Oklahoma	11-6-3
Central Missouri	0-0-1
Colorado Christian	5-0-0
Colorado Colorado-Springs	2-4-1
Colorado State Pueblo	7-5-1
Dallas Baptist	3-12-1
Denver	0-1-0
Dixie State	1-0-0
Drury	1-0-0
East Central	13-3-0
Eastern New Mexico	19-7-3
Emporia State	1-0-0
Fort Lewis	10-1-0
Harding	2-0-0
Hardin-Simmons	2-0-0
Incarinate Word	8-7-0
Lubbock Christian	3-1-1
Midwestern State	26-21-3
MSU Denver	2-12-0
New Mexico Highlands	14-2-2
New Mexico State	1-0-0
Northeastern State	12-3-0
Northern Colorado	0-2-0
Northwestern State	1-0-0
Oklahoma Baptist	3-2-0
Oklahoma Christian	5-0-1
Oklahoma City	1-1-1
Oklahoma Science & Arts	1-0-0
Ouachita Baptist	1-0-0
Regis	1-1-0
Rollins	1-0-0
St. Edward's	8-2-3
St. Gregory's	1-0-0
St. Mary's (CA)	1-0-1
St. Mary's (TX)	10-1-3
Southern Nazarene	3-1-0
Southwestern Oklahoma State	18-1-1
Texas A&M- Commerce	28-15-2
Texas A&M- International	4-1-0
Texas Tech	1-4-0
Texas Wesleyan	5-0-0
Texas Woman's	18-9-4
Texas El-Paso	1-1-0
Truman State	1-0-0
Tusculum College	1-0-0
UC San Diego	0-1-0
University of the Southwest	6-0-0
UT Permian Basin	21-0-0
UT Tyler	4-0-0
Washburn	0-2-0
Wayland Baptist	1-0-0
Western Colorado	0-1-0
TOTAL	134-92-24



MIGUEL REYES

Assistant Coach/ 4th Year at West Texas A&M
University of the Ozarks- Health Sciences ('17)



Reyes begins his first season as Assistant Coach for the Lady Buffs after spending a season as a graduate assistant. Reyes was promoted to a full-time assistant on Feb. 2, 2021, following the departure of associate head coach Kevin Driggs.

During his first year in Canyon, Reyes helped the Lady Buffs win 10 or more games for the fifth straight season. WT finished 10-8-0 and 9-4-0 in conference play en route to making the Lone- Star Confererence Quarterfinals. The attack was led by Hannah Kelley-Lusk and Khaline Jacob combined to score 19 goals and 11 assists.

During the CoVID shortened 2020-21 season, Reyes would help lead the Lady Buffs to a 6-4-0 overall record including a 6-2-0 record against NCAA Division II competition. WT took home two postseason accolades with Hannah Kelley-Lusk being named the conference's Forward of the Year with Asha James being named the Newcomer of the Year. Reyes would also help Reagan Heelan earn All-Freshman team accolades during the Spring of 2021.

The Lady Buffs went 10-8-0 overall and 9-4-0 in LSC play earning the fifth seed in the conference tournament. Kelley- Lusk earned 1st Team All-Conference honors after scoring a team-high 10 goals and 25 points.

The Fall 2021 season would produce a record of 14-6-0 overall and 9-4-0 in LSC play earning the fourth seed in the conference tournament. The 2021 Fall season produced many LSC and post-season accolades. Kelley-Lusk earned LSC All-Tournament team honors, LSC Academic Player of the Year, LSC Forward of the Year, LSC Player of the Year, D2CCA Region Player of the Year, LSC Athletic Performance Athlete of the Year, CoSIDA Academic All-American of the Year, National Strength & Conditioning Association All-American, 1st team D2CCA All-American, 1st team United Soccer Coaches All-American, and Ron Lenz National Player of the Year. Reagan Matacale was also named to the LSC All-Tournament team while Asha James received 2nd team All-Region Honors. Ashley Silvestre earned CoSIDA Academic All-District Honors while Emily Avila, Reagan Matacale, and Asha James were named to the LSC 2nd team and Maliyah Mendoza to 3rd. Cheyenne Orozco a fifth-year senior would earn the title of an NSCA All-American during her final season as a Lady Buff.

Reyes would begin his own soccer career while playing for Paris Junior College. Reyes was also a member of both the University of the Ozarks men's soccer team and Grand Canyon University. Reyes graduated from University of the Ozarks with a degree in Health Sciences and a minor in psychology.

Reyes currently resides in Amarillo, TX.


SUPPORT STAFF



Jaclyn Wood
Athletic Training



Sarah Ramey
Athletic Performance



Josh Ducheneaux
Athletic Communications

NUMERICAL ROSTER

No.	Name	Pos.	Ht.	Yr.	Hometown (Previous School/High School)
0	Reagan Heelan	GK	5-6	Jr.	Kearney, Neb. (Kearney H.S.)
1	Nadia Reyna	GK	5-4	So.	San Antonio, Texas (Medina Valley H.S.)
2	Sophie Osman	M	5-6	Jr.	Glasgow, Scotland (Kelvinside Academy/Laramie Co. CC)
5	Reagan Matacale	D	5-1	Jr.	Lucas, Texas (Lovejoy H.S.)
6	Mollie Ferro	D	5-4	Fr.	Amarillo, Texas (Amarillo H.S.)
7	Viviana Gomez	M	5-4	Jr.	Amarillo, Texas (Amarillo H.S.)
8	Ashley Silvestre	M	5-2	Sr.	Amarillo, Texas (Palo Duro H.S.)
9	Emmalee Wood	D	5-5	Jr.	San Antonio, Texas (William J. Brennan H.S.)
10	Nicole Gray	F	5-9	So.	Amarillo, Texas (Amarillo H.S.)
11	Kyndahl Britton	D	5-11	Jr.	Pflugerville, Texas (Pflugerville H.S.)
12	Karissa Jivraj	M	5-6	Sr.	Markham, Ontario (Bur Oak Secondary/Bloomfield)
13	Bailey Murray	M	5-3	Jr.	Vail, Colo. (Battle Mountain H.S.)
14	Alex Jurado	D	5-4	Sr.	Albuquerque, N.M. (Valley H.S.)
15	Sydney Hokuf	D	5-9	Jr.	Torrance, Calif. (South H.S.)
17	Sydney Martin	M	5-7	So.	Grapevine, Texas (Grapevine H.S./Gardner-Webb)
18	Bailey Malone	D	5-5	Fr.	Sachse, Texas (Sachse H.S.)
20	Torrance Tijerina	M	5-3	Fr.	Frisco, Texas (Lone Star H.S.)
21	Alexsis Villarreal	D	5-10	Jr.	Mansfield, Texas (Lake Ridge H.S.)
22	Jasmine Gibson	D	5-5	So.	Albuquerque, N.M. (La Cueva H.S.)
23	Avery Putnam	D	5-1	Fr.	Austin, Texas (Vandegrift H.S.)
24	Lauren Stokes	D	5-7	Fr.	Amarillo, Texas (Amarillo H.S.)
26	Jordan Bearden	D	5-4	So.	San Antonio, Texas (William J. Brennan H.S.)
28	Makenna Alstead	M	5-5	Fr.	Amarillo, Texas (Randall H.S.)

ALPHABETICAL ROSTER

No.	Name	Pos.	Ht.	Yr.	Hometown (Previous School/High School)
28	Makenna Alstead	M	5-5	Fr.	Amarillo, Texas (Randall H.S.)
26	Jordan Bearden	D	5-4	So.	San Antonio, Texas (William J. Brennan)
11	Kyndahl Britton	D	5-11	Jr.	Pflugerville, Texas (Pflugerville)
6	Mollie Ferro	D	5-4	Fr.	Amarillo, Texas (Amarillo H.S.)
22	Jasmine Gibson	D	5-5	So.	Albuquerque, N.M. (La Cueva)
7	Viviana Gomez	M	5-4	Jr.	Amarillo, Texas (Amarillo)
25	Nicole Gray	F	5-9	So.	Amarillo, Texas (Amarillo)
0	Reagan Heelan	GK	5-6	Jr.	Kearney, Neb. (Kearney)
15	Sydney Hokuf	D	5-9	Jr.	Torrance, Calif. (South)
12	Karissa Jivraj	M	5-6	Sr.	Markham, Ontario (Bur Oak Secondary/Bloomfield)
14	Alex Jurado	D	5-4	Sr.	Albuquerque, N.M. (Valley)
18	Bailey Malone	D	5-5	Fr.	Sachse, Texas (Sachse H.S.)
17	Sydney Martin	M	5-7	So.	Grapevine, Texas (Grapevine H.S./Gardner-Webb)
5	Reagan Matacale	M	5-1	Jr.	Lucas, Texas (Lovejoy)
13	Bailey Murray	M	5-3	Jr.	Vail, Colo. (Battle Mountain)
2	Sophie Osman	M	5-6	Jr.	Glasgow, Scotland (Kelvinside Academy/Laramie Co. CC)
23	Avery Putnam	D	5-1	Fr.	Austin, Texas (Vandegrift H.S.)
1	Nadia Reyna	GK	5-4	So.	San Antonio, Texas (Medina Valley)
8	Ashley Silvestre	M	5-2	Jr.	Amarillo, Texas (Palo Duro)
24	Lauren Stokes	D	5-7	Fr.	Amarillo, Texas (Amarillo H.S.)
20	Torrance Tijerina	M	5-3	Fr.	Frisco, Texas (Lone Star H.S.)
21	Alexsis Villareal	D	5-10	Jr.	Mansfield, Texas (Lake Ridge)
9	Emmalee Wood	D	5-5	Jr.	San Antonio, Texas (William J. Brennan)

2023 RADIO/TV ROSTER



#0 Reagan Heelan



#1 Nadia Reyna



#2 Sophie Osman



#5 Reagan Matacale



#6 Mollie Ferro



#7 Viviana Gomez



#8 Ashley Silvestre



#9 Emmalee Wood



#10 Nicole Gray



#11 Kyndahl Britton



#12 Karissa Jivraj



#13 Bailey Murray



#14 Alex Jurado



#15 Sydney Hokuf



#17 Sydney Martin



#18 Bailey Malone



#20 Torrance Tijerina



#21 Alexis Villarreal



#22 Jasmine Gibson



#23 Avery Putnam



#24 Lauren Stokes



#26 Jordan Bearden



#28 Makenna Alstead



Head Coach: Chad Webb



Asst. Coach: Miguel Reyes

THE LONE STAR CONFERENCE

Long known as a leader in intercollegiate athletics, the Lone Star Conference™ (LSC) is an innovative athletics conference that aims to provide a superior competitive experience for member institutions and to allow for comprehensive development of student-athletes through academic services and life skills programming. The LSC continues to build upon its proud history while aiming to be recognized as the premier NCAA Division II conference in the nation.

The league's mission is to foster student participation and success among member institutions in NCAA Division II intercollegiate athletics as an integral part of each institution's total educational program. The LSC shall pursue student-athlete development with highest regard to the principles of academic excellence, graduation success, sportsmanship, ethical conduct, resourcefulness, community service, gender equity, and diversity.

The LSC - founded on April 25, 1931 - has developed from a five-team conference of Texas-based schools to a 17-member league that spans four states (Texas, Oklahoma, New Mexico, and Arkansas).

The league continues to assist its member institutions in the maintenance of intercollegiate athletic programs that are compatible with the highest standards of education and competitive sports.

Throughout the league's 91-year history, various institutions have competed under the LSC banner. The conference was formed in 1931 when North Texas State, Southwest Texas State, Sam Houston State, Stephen F. Austin, and Texas A&M-Commerce (then East Texas State) withdrew from the old Texas Intercollegiate Athletic Association.

The membership alignment has changed over the years, with current members added from 1954 to 2019.

Texas A&M-Kingsville (formerly Texas A&I) joined in 1954, and Angelo State in 1968. Conference membership remained within the Texas borders until 1984 when Eastern New Mexico was admitted. Since then, the LSC has included members from Arkansas and Oklahoma.

Cameron (1988, 1996) was added near the outset of an expansion phase, while Texas Woman's (1989) and previous member West Texas A&M (1986, 1993) joined the league soon after.

Midwestern State was admitted early in 1995. Harding reconnected with the league as an affiliate member in track and field from 2013-15, and McMurry was an affiliate member in indoor and outdoor track and field and football in 2014.

In 2016, UT Permian Basin and Western New Mexico were added to the league, while Lubbock Christian joined as an affiliate member in indoor and outdoor track and field that same year. Oklahoma Panhandle State was an affiliate member in football in 2016. DBU was an affiliate member in indoor and outdoor track and field in 2019.

On July 1, 2019, the LSC added eight schools as DBU, Lubbock Christian, Oklahoma Christian, St. Edward's, St. Mary's, Texas A&M International, Arkansas-Fort Smith and UT Tyler joined the league.

Central Washington University, Simon Fraser University, and Western Oregon University joined the league as affiliate members in football on July 1, 2022. Simon Fraser withdrew affiliate membership in spring 2023.

Past members of the LSC include Trinity, Houston, Lamar, Howard Payne, Sul Ross State, McMurry, Harding, Ouachita Baptist, Central Oklahoma, East Central (Okla.), Northeastern State (Okla.), Southeastern Oklahoma, Southwestern Oklahoma, Abilene Christian, Incarnate Word, Tarleton State, and Texas A&M-Commerce.

While the LSC has maintained a long-standing tradition of competitive athletic programs for its members, many teams and individuals have gone on to distinguish themselves on the national stage. Entering 2023-24 seasons, LSC member institutions have collected 80 NCAA team national championships since the league joined NCAA Division II in 1981.

The LSC conducts conference championships in 19 sports (nine men and 10 women). Men's championships include football, soccer, cross country, basketball, baseball, indoor track and field, outdoor track and field, golf, and tennis. Women's titles are determined in volleyball, soccer, cross country, basketball, softball, STUNT, indoor track and field, outdoor track and field, tennis, and golf.

The conference office is in Richardson, Texas, a northern suburb of Dallas. Jay Poerner serves as Commissioner, with assistance from Danielle Anderson (SWA/Compliance and Internal Operations), Greg Weghorst (Digital Media and Communications), Amy Carlton (Championships and Communications), and Christy Martiny (Business).

2022 RESULTS

RESULTS (14-4-4, 6-2-4 LSC)

DATE	OPPONENT	SCORE	RESULT
Aug. 26	#14 Emporia State	3-0	W
Aug. 28	Adams State	3-0	W
Sept. 2	Fort Lewis	3-0	W
Sept. 6	Oklahoma Baptist	5-0	W
Sept. 8	SWOSU	2-1	W
Sept. 10	CSU Pueblo	3-0	W
Sept. 21	UT Permian Basin*	4-0	W
Sept. 24	Dallas Baptist*	0-2	L
Sept. 28	Lubbock Christian*	0-0	T
Oct. 1	UT Tyler*	3-2	W
Oct. 5	Angelo State*	1-0	W
Oct. 8	Texas Woman's*	0-0	T
Oct. 12	St. Edward's*	1-0	W
Oct. 15	Midwestern State*	2-0	L
Oct. 19	Eastern NM*	4-1	W
Oct. 22	St. Mary's (TX)*	1-1	T
Oct. 25	Oklahoma Christian*	1-1	T
Oct. 28	Texas A&M International*	1-3	L
Nov. 1	St. Edward's+	2-1	W
Nov. 5	Midwestern State+	1-2	L
Nov. 9	St. Mary's (TX)%	2-1	W
Nov. 12	Dallas Baptist%	0-2	L

*Lone Star Conference Game

+Lone Star Conference Tournament

%NCAA Tournament

TEAM STATISTICS

SHOTS	WT	OPP
Goals	42	17
Goals Per Game	1.91	0.77
Shots	377	239
Shots Per Game	17.1	10.9
Shots Percentage	0.111	0.071
Shots On Goal	177-377	105-239
Shots On Goal Percentage	0.469	0.439

PENALTIES	WT	OPP
Yellow Cards	27	21
Red Cards	1	1

MISCELLANEOUS	WT	OPP
Assists	24	12
Saves	87	132
Fouls	187	191
Corner Kicks	97	83
Penalty Kicks: Goals-Attempts	1-3	0-0

TEAM HIGH	OPPONENT	Amount
Points	Oklahoma Baptist	12
Goals	Oklahoma Baptist	5
Assists	Eastern N.M., CSU Pueblo, Adams St.	3
Shots	Fort Lewis	30
Shots on Goal	Fort Lewis	17
Saves	Midwestern St., LCU, Okla. Baptist, Adams St.	7
Fouls	UT Permian Basin	16
Corner Kicks	CSU Pueblo, Adams State	9

GAME-BY-GAME STARTERS

Opponent	Result	GK										
Emporia State	W, 3-0	Heelan	Avila	Matacale	Silvestre	Britton	Stricker	Mendoza	Cruz	James	Serrant	Villareal
Adams State	W, 3-0	Heelan	Avila	Matacale	Silvestre	Britton	Stricker	Mendoza	James	Serrant	Villareal	Bearden
Fort Lewis	W, 3-0	Heelan	Avila	Matacale	Silvestre	Britton	Stricker	Mendoza	James	Serrant	Villareal	Gray
Oklahoma Baptist	W, 5-0	Heelan	Avila	Matacale	Silvestre	Britton	Stricker	Mendoza	Cruz	James	Serrant	Villareal
SWOSU	W, 2-1	Heelan	Avila	Matacale	Silvestre	Britton	Stricker	Mendoza	Cruz	James	Serrant	Villareal
CSU Pueblo	W, 3-0	Heelan	Avila	Matacale	Silvestre	Britton	Stricker	Mendoza	James	Serrant	Villareal	Gray
UT Permian Bsin	W, 4-0	Heelan	Avila	Matacale	Silvestre	Britton	Stricker	Mendoza	James	Serrant	Villareal	Roskelley
Dallas Baptist	L, 0-2	Heelan	Avila	Matacale	Silvestre	Britton	Stricker	Mendoza	James	Serrant	Villareal	Beene
Lubbock Christian	T, 0-0	Heelan	Avila	Matacale	Silvestre	Britton	Stricker	Mendoza	James	Serrant	Villareal	Roskelley
UT Tyler	W, 3-2	Heelan	Avila	Matacale	Silvestre	Britton	Stricker	Mendoza	James	Serrant	Villareal	Gray
Angelo State	W, 1-0	Heelan	Avila	Matacale	Silvestre	Britton	Stricker	Mendoza	James	Serrant	Villareal	Gray
Texas Woman's	T, 0-0	Heelan	Avila	Matacale	Britton	Stricker	Mendoza	James	Serrant	Villareal	Roskelley	Gray
St. Edward's	W, 1-0	Heelan	Avila	Matacale	Britton	Stricker	Mendoza	James	Serrant	Villareal	Roskelley	Gray
Midwestern St.	W, 2-0	Heelan	Avila	Matacale	Silvestre	Britton	Stricker	Mendoza	James	Serrant	Beene	Gray
Eastern NM	W, 4-1	Heelan	Avila	Matacale	Silvestre	Britton	Mendoza	James	Serrant	Beene	Roskelley	Gray
St. Mary's	T, 1-1	Heelan	Avila	Matacale	Silvestre	Britton	Mendoza	Cruz	James	Serrant	Villareal	Beene
Okla. Christian	T, 1-1	Heelan	Avila	Matacale	Silvestre	Britton	Stricker	Mendoza	Cruz	James	Serrant	Roskelley
Tex. A&M Int'l	L, 1-3	Heelan	Avila	Matacale	Silvestre	Britton	Stricker	Mendoza	James	Serrant	Villareal	Gray
St. Edward's	W, 2-1	Heelan	Avila	Matacale	Silvestre	Britton	Stricker	Mendoza	Cruz	James	Serrant	Villareal
Midwestern State	L, 1-2	Heelan	Avila	Matacale	Silvestre	Britton	Stricker	Mendoza	James	Serrant	Villareal	Gray
St. Mary's	W, 2-1	Heelan	Avila	Matacale	Silvestre	Britton	Stricker	Mendoza	James	Serrant	Villareal	Gray
Dallas Baptist	L, 0-2	Heelan	Avila	Matacale	Silvestre	Britton	Stricker	Mendoza	James	Serrant	Villareal	Gray

SCORING BREAKDOWN

NO.	PLAYER	ASSIST	DATE	OPPONENT	MIN.	SCORE	FINAL
1	Asha James	--	8/26	Emporia State	17	0-0	
2	Maria-Frances Serrant	Mandy Stricker	8/26	Emporia State	39	1-0	
3	Asha James	--	8/26	Emporia State	81	2-0	3-0
4	Maria-Frances Serrant	Asha James	8/28	Adams State	4	0-0	
5	Asha James	Maria-Frances Serrant	8/28	Adams State	63	1-0	
6	Nicole Gray	Maliyah Mendoza	8/28	Adams State	78	2-0	3-0
7	Maria-Frances Serrant	--	9/2	Fort Lewis	38	0-0	
8	Maria-Frances Serrant	--	9/2	Fort Lewis	47	1-0	
9	Maria-Frances Serrant	--	9/2	Fort Lewis	84	2-0	3-0
10	Maliyah Mendoza	Maria-Frances Serrant	9/6	Oklahoma Baptist	3	0-0	
11	Maria-Frances Serrant	--	9/6	Oklahoma Baptist	11	1-0	
12	Asha James	--	9/6	Oklahoma Baptist	17	2-0	
13	Asha James	--	9/6	Oklahoma Baptist	47	3-0	
14	Maria-Frances Serrant	Asha James	9/6	Oklahoma Baptist	55	4-0	5-0
15	Asha James	--	9/8	SWOSU	67	0-0	
16	Maria-Frances Serrant	Maliyah Mendoza	9/8	SWOSU	76	1-1	2-1
17	Asha James	Mandy Stricker	9/10	CSU Pueblo	39	0-0	
18	Asha James	Mandy Stricker	9/10	CSU Pueblo	48	1-0	
19	Maria-Frances Serrant	Reagan Matacale	9/10	CSU Pueblo	51	2-0	3-0
20	Maria-Frances Serrant	--	9/21	UT Permian Basin	34	1-0	
21	Reagan Matacale	--	9/21	UT Permian Basin	70	2-0	
22	Alexsis Villarreal	Reagan Matacale	9/21	UT Permian Basin	70	3-0	
23	Maria-Frances Serrant	Reagan Matacale	9/21	UT Permian Basin	77	4-0	5-0
24	Maria-Frances Serrant	Maliyah Mendoza	10/1	UT Tyler	5	0-1	
25	Asha James	--	10/1	UT Tyler	58	1-2	
26	Maliyah Mendoza	Asha James	10/1	UT Tyler	69	2-2	3-2
27	Emily Avila	--	10/5	Angelo State	80	0-0	1-0
28	Maria-Frances Serrant	Asha James	10/12	St. Edward's	21	0-0	1-0
29	Nicole Gray	--	10/15	Midwestern State	50	0-0	
30	Kyndahl Britton	--	10/15	Midwestern State	65	1-0	2-0
31	Emily Avila	--	10/19	Eastern New Mexico	4	0-0	
32	Maria-Frances Serrant	--	10/19	Eastern New Mexico	19	1-0	
33	Maria-Frances Serrant	Asha James	10/19	Eastern New Mexico	32	2-0	
34	Maria-Frances Serrant	Emily Avila	10/19	Eastern New Mexico	45	3-0	4-1
35	Emily Avila	Kyndahl Britton	10/22	St. Mary's	84	0-1	1-1
36	Asha James	--	10/25	Oklahoma Christian	52	0-0	1-1
37	Asha James	Maria-Frances Serrant	10/28	Texas A&M International	18	0-0	1-3
38	Ashley Silvestre	Emily Avila	11/1	St. Edward's	14	0-0	
39	Nicole Gray	Maria-Frances Serrant	11/1	St. Edward's	46	1-0	2-1
40	Emily Avila	--	11/5	Midwestern State	6	0-0	1-2
41	Maria-Frances Serrant	Asha James	11/11	St. Mary's	27	0-0	
42	Nicole Gray	Asha James	11/11	St. Mary's	35	1-1	2-1

GAME-BY-GAME OFFENSIVE STATISTICS

Opponent	Score	G	A	PTS	SH	Shot%	SOG	SOG%	YC-RC	GW	PK-ATT
Emporia St.	0-3	0	0	0	10	0.000	5	0.500	0-1	0	0-0
West Texas A&M	3-0	3	1	7	26	0.115	13	0.500	1-0	1	1-1
West Texas A&M	3-0	3	3	9	16	0.188	9	0.563	1-0	1	0-0
Adams St.	0-3	0	0	0	8	0.000	7	0.875	1-0	0	0-0
Fort Lewis	0-3	0	0	0	11	0.000	5	0.455	0-0	0	0-0
West Texas A&M	3-0	3	0	6	30	0.100	17	0.567	0-0	1	0-0
West Texas A&M	5-0	5	2	12	17	0.294	8	0.471	0-0	1	0-0
Okla. Baptist	0-5	0	0	0	12	0.000	7	0.583	0-0	0	0-0
West Texas A&M	2-1	2	1	5	23	0.087	12	0.522	4-0	1	0-1
Southwestern Okla.	1-2	1	0	2	12	0.083	6	0.500	3-0	0	0-0
CSU Pueblo	0-3	0	0	0	5	0.000	1	0.200	2-0	0	0-0
West Texas A&M	3-0	3	3	9	10	0.300	7	0.700	0-0	1	0-0
UT Permian Basin	0-4	0	0	0	6	0.000	3	0.500	4-0	0	0-0
West Texas A&M	4-0	4	2	10	14	0.286	9	0.643	5-0	1	0-0
West Texas A&M	0-2	0	0	0	4	0.000	1	0.250	0-0	0	0-0
Dallas Baptist	2-0	2	1	5	16	0.125	8	0.500	0-0	1	0-0
West Texas A&M	0-0	0	0	0	12	0.000	2	0.167	1-0	0	0-0
Lubbock Christian	0-0	0	0	0	11	0.000	7	0.636	0-0	0	0-0
UT Tyler	2-3	2	0	4	14	0.143	7	0.500	0-0	0	0-0
West Texas A&M	3-2	3	2	8	13	0.231	8	0.615	5-0	1	0-0
Angelo St.	0-1	0	0	0	10	0.000	3	0.300	1-0	0	0-0
West Texas A&M	1-0	1	0	2	17	0.059	10	0.588	0-0	1	0-0
West Texas A&M	0-0	0	0	0	22	0.000	8	0.364	1-0	0	0-0
Texas Woman's	0-0	0	0	0	5	0.000	2	0.400	1-0	0	0-0
West Texas A&M	1-0	1	1	3	11	0.091	5	0.455	0-0	1	0-0
St. Edward's	0-1	0	0	0	16	0.000	6	0.375	0-0	0	0-0
Midwestern St.	0-2	0	0	0	12	0.000	7	0.583	1-0	0	0-0
West Texas A&M	2-0	2	0	4	19	0.105	10	0.526	2-0	1	0-0
West Texas A&M	4-1	4	3	11	20	0.200	10	0.500	1-0	1	0-0
Eastern N.M.	1-4	1	1	3	4	0.250	1	0.250	1-0	0	0-0
St. Mary's (TX)	1-1	1	1	3	5	0.200	2	0.400	3-0	0	0-0
West Texas A&M	1-1	1	1	3	13	0.077	6	0.462	2-0	0	0-0
Okla. Christian	1-1	1	1	3	10	0.100	4	0.400	1-0	0	0-0
West Texas A&M	1-1	1	0	2	29	0.034	12	0.414	0-0	0	0-0
West Texas A&M	1-3	1	1	3	14	0.071	5	0.357	1-1	0	0-1
Tex. A&M Int'l	3-1	3	2	8	10	0.300	7	0.700	2-0	1	0-0
St. Edward's	1-2	1	0	2	10	0.100	4	0.400	0-0	0	0-0
West Texas A&M	2-1	2	2	6	17	0.118	10	0.588	0-0	1	0-0
Midwestern St.	2-1	2	2	6	18	0.111	7	0.389	0-0	1	0-0
West Texas A&M	1-2	1	0	2	16	0.063	3	0.188	2-0	0	0-0
St. Mary's (TX)	1-2	1	1	3	16	0.063	3	0.188	1-0	0	0-0
West Texas A&M	2-1	2	2	6	20	0.100	9	0.450	1-0	1	0-0
West Texas A&M	0-2	0	0	0	14	0.000	3	0.214	0-0	0	0-0
Dallas Baptist	2-0	2	3	7	18	0.111	3	0.167	0-0	1	0-0
Total	42-17	42	24	108	377	0.111	177	0.469	27-1	14	1-3
Opponent	-	17	12	46	239	0.071	105	0.439	21-1	4	-

GAME-BY-GAME GOALKEEPING STATISTICS

Opponent	Score	Minutes	GA	GAAvg	Saves	Save %	W	L	T	SHO	Faced
Emporia St.	0-3	90:00	3	3.00	10	0.769	0	1	0	0	26
West Texas A&M	3-0	90:00	0	0.00	5	1.000	1	0	0	1	10
West Texas A&M	3-0	90:00	0	0.00	7	1.000	1	0	0	1	8
Adams St.	0-3	90:00	3	3.00	6	0.667	0	1	0	0	16
Fort Lewis	0-3	90:00	3	3.00	14	0.824	0	1	0	0	30
West Texas A&M	3-0	90:00	0	0.00	5	1.000	1	0	0	1	11
West Texas A&M	5-0	90:00	0	0.00	7	1.000	1	0	0	1	12
Okla. Baptist	0-5	90:00	5	3.50	2	0.286	0	1	0	0	17
West Texas A&M	2-1	90:00	1	0.20	5	0.833	1	0	0	0	12
Southwestern Okla.	1-2	90:00	2	3.20	10	0.833	0	1	0	0	23
CSU Pueblo	0-3	90:00	3	3.17	4	0.571	0	1	0	0	10
West Texas A&M	3-0	90:00	0	0.17	1	1.000	1	0	0	1	5
UT Permian Basin	0-4	90:00	4	3.29	5	0.556	0	1	0	0	14
West Texas A&M	4-0	90:00	0	0.14	3	1.000	1	0	0	1	6
West Texas A&M	0-2	90:00	2	0.38	6	0.750	0	1	0	0	16
Dallas Baptist	2-0	90:00	0	2.88	1	1.000	1	0	0	1	4
West Texas A&M	0-0	90:00	0	0.33	7	1.000	0	0	1	1	11
Lubbock Christian	0-0	90:00	0	2.56	2	1.000	0	0	1	1	12
UT Tyler	2-3	90:00	3	2.60	5	0.625	0	1	0	0	13
West Texas A&M	3-2	90:00	2	0.50	5	0.714	1	0	0	0	14
Angelo St.	0-1	90:00	1	2.45	9	0.900	0	1	0	0	17
West Texas A&M	1-0	90:00	0	0.45	3	1.000	1	0	0	1	10
West Texas A&M	0-0	90:00	0	0.42	2	1.000	0	0	1	1	5
Texas Woman's	0-0	90:00	0	2.25	8	1.000	0	0	1	1	22
West Texas A&M	1-0	90:00	0	0.38	5	1.000	1	0	0	1	16
St. Edward's	0-1	90:00	1	2.15	4	0.800	0	1	0	0	11
Midwestern St.	0-2	90:00	2	2.14	8	0.800	0	1	0	0	19
West Texas A&M	2-0	90:00	0	0.36	7	1.000	1	0	0	1	12
West Texas A&M	4-1	90:00	1	0.40	0	0.000	1	0	0	0	4
Eastern N.M.	1-4	90:00	4	2.27	6	0.600	0	1	0	0	20
St. Mary's (TX)	1-1	90:00	1	2.19	5	0.833	0	0	1	0	13
West Texas A&M	1-1	90:00	1	0.44	1	0.500	0	0	1	0	5
Okla. Christian	1-1	90:00	1	2.12	11	0.917	0	0	1	0	29
West Texas A&M	1-1	90:00	1	0.47	3	0.750	0	0	1	0	10
West Texas A&M	1-3	90:00	3	0.61	4	0.571	0	1	0	0	10
Tex. A&M Int'l	3-1	90:00	1	2.06	4	0.800	1	0	0	0	14
St. Edward's	1-2	90:00	2	2.05	7	0.778	0	1	0	0	17
West Texas A&M	2-1	90:00	1	0.63	3	0.750	1	0	0	0	10
Midwestern St.	2-1	90:00	1	2.00	2	0.667	1	0	0	0	16
West Texas A&M	1-2	90:00	2	0.70	5	0.714	0	1	0	0	18
St. Mary's (TX)	1-2	90:00	2	2.00	6	0.750	0	1	0	0	20
West Texas A&M	2-1	90:00	1	0.71	2	0.667	1	0	0	0	16
West Texas A&M	0-2	90:00	2	0.77	1	0.333	0	1	0	0	18
Dallas Baptist	2-0	90:00	0	1.91	3	1.000	1	0	0	1	14
Totals	-	1980	17	0.77	87	0.837	14	4	4	11	239
Opponent	-	1980:00	42	1.91	132	0.759	4	14	4	4	377

INDIVIDUAL OFFENSIVE STATISTICS

#	Player	GP	GS	MIN	G	A	PTS	SH	SH%	SOG	SOG%	YC-RC	GW	PG-PA
19	Serrant, Maria-Frances	22	22	1882	17	4	38	102	0.167	60	0.588	4-0	6	0-0
17	James, Asha	22	22	1937	11	7	29	82	0.134	34	0.415	2-0	2	1-3
2	Avila, Emily	22	22	1969	4	2	10	21	0.190	11	0.524	2-0	1	0-0
25	Gray, Nicole	22	13	886	4	0	8	20	0.200	11	0.550	0-0	3	0-0
13	Mendoza, Maliyah	22	22	1887	2	4	8	33	0.061	14	0.424	4-0	2	0-0
5	Matacale, Reagan	21	21	1653	1	3	5	48	0.021	18	0.375	2-1	0	0-0
11	Britton, Kyndahl	22	22	1961	1	1	3	5	0.200	2	0.400	2-0	0	0-0
12	Stricker, Mandy	20	20	1687	0	3	3	9	0.000	4	0.444	2-0	0	0-0
8	Silvestre, Ashley	20	19	1397	1	0	2	16	0.063	7	0.438	1-0	0	0-0
21	Villarreal, Alexis	20	19	1607	1	0	2	13	0.077	5	0.385	5-0	0	0-0
26	Bearden, Jordan	15	1	206	0	0	0	0	0.000	0	0.000	0-0	0	0-0
23	Beene, Zoe	12	4	518	0	0	0	3	0.000	2	0.667	0-0	0	0-0
16	Cruz, Damaris	22	7	778	0	0	0	14	0.000	5	0.357	0-0	0	0-0
4	Dugan, Alexa	11	0	169	0	0	0	1	0.000	1	1.000	0-0	0	0-0
0	Heelan, Reagan	22	22	1965	0	0	0	0	0.000	0	0.000	1-0	0	0-0
15	Hokuf, Sydney	6	0	119	0	0	0	1	0.000	0	0.000	0-0	0	0-0
3	Murray, Bailey	15	0	233	0	0	0	3	0.000	1	0.333	1-0	0	0-0
1	Reyna, Nadia	3	0	15	0	0	0	0	0.000	0	0.000	0-0	0	0-0
24	Roskelley, Brooke	20	6	812	0	0	0	5	0.000	2	0.400	0-0	0	0-0
9	Wood, Emmalee	7	0	57	0	0	0	1	0.000	0	0.000	0-0	0	0-0
Total		22	-	21738	42	24	108	377	0.111	177	0.469	27-1	14	1-3
Opponent		22	-	21768	17	12	46	239	0.071	105	0.439	21-1	4	0-0

INDIVIDUAL GOALKEEPING STATISTICS

#	Player	GP	GS	MIN	GA	GAA	SV	SV%	W	L	T	SHO	SF
0	Heelan, Reagan	22	22	1964:38	17	0.78	85	0.833	14	4	4	9/2	236
1	Reyna, Nadia	3	0	15:22	0	0.00	2	1.000	0	0	0	0/2	3
Total		22	-	1980:00	17	0.77	87	0.837	14	4	4	11	239
Opponents		22	-	1980:00	42	1.91	132	0.759				4	377

YEAR-BY-YEAR RESULTS

Year	Overall		Conference				Postseason	USC Finish	Head Coach
	W-L-T	%	W-L-T	%	Conference	Finish			
1996	12-4-0	.750	5-1-0	.833	Lone Star	-	Lone Star Finals	-	Butch Lauffer
1997	13-7-0	.650	6-4-0	.600	Lone Star	-	Lone Star Finals	-	Butch Lauffer
1998	15-3-1	.789	6-1-0	.857	Lone Star	-	Lone Star Finals	-	Butch Lauffer
1999	9-6-4	.474	6-0-3	.667	Lone Star	-	NCAA Regional Quarterfinals	-	Butch Lauffer
2000	12-5-1	.667	4-3-0	.571	Lone Star	-	NCAA Sweet Sixteen	-	Butch Lauffer
2001	16-4-0	.800	7-0-0	1.000	Lone Star	-	NCAA Regional Quarterfinals	-	Butch Lauffer
2002	16-4-0	.800	7-1-0	.875	Lone Star	-	NCAA Regional Quarterfinals-	-	Butch Lauffer
2003	15-4-2	.714	6-1-2	.667	Lone Star	-	NCAA Sweet Sixteen	-	Butch Lauffer
2004	13-6-1	.650	5-3-1	.556	Lone Star	-	NCAA Regional Quarterfinals	-	Butch Lauffer
2005	10-6-1	.588	7-2-0	.778	Lone Star	-	Lone Star Semifinals	-	Butch Lauffer
2006	14-4-1	.737	6-2-1	.667	Lone Star	2nd	NCAA Regional Quarterfinals	-	Butch Lauffer
2007	13-7-1	.619	5-5-1	.455	Lone Star	6th	NCAA Regional Semi-Finalists	-	Butch Lauffer
2008	16-4-1	.762	8-2-0	.800	Lone Star	1st	NCAA Regional Semi-Finalists	-	Butch Lauffer
2009	15-3-4	.682	7-2-1	.700	Lone Star	1st	NCAA DII Quarterfinals	-	Butch Lauffer
2010	8-7-3	.444	4-6-1	.364	Lone Star	7th	-	-	Chad Webb
2011	9-10-1	.450	1-4-0	.200	Lone Star	6th	Lone Star Semifinals	-	Chad Webb
2012	13-7-1	.619	10-4-0	.714	Lone Star	1st	NCAA Regional Quarterfinals	-	Chad Webb
2013	6-8-6	.300	3-5-2	.300	Lone Star	4th	Lone Star Finals	-	Chad Webb
2014	7-11-0	.389	3-7-0	.300	Lone Star	6th	-	-	Chad Webb
2015	10-10-1	.476	4-5-1	.400	Lone Star	4th	Lone Star Finals	-	Chad Webb
2016	11-6-0	.647	9-3-0	.750	Lone Star	2nd	LSC Semifinals	-	Chad Webb
2017	11-7-5	.478	5-3-4	.417	Lone Star	3rd	NCAA Regional Semifinals	-	Chad Webb
2018	15-4-3	.682	10-1-1	.833	Lone Star	1st	SCR Champs/NCAA Quarterfinal	-	Chad Webb
2019	10-8-0	.556	9-4-0	.692	Lone Star	5th	LSC Quartfinals	-	Chad Webb
2020	6-4-0	.600	4-1-0	.800	Lone Star	2nd	LSC Champions	-	Chad Webb
2021	14-4-1	.737	6-2-0	.750	Lone Star	4th	LSC Semifinals/NCAA Third Round	-	Chad Webb
2022	14-4-4	.727	6-2-4	.667	Lone Star	3rd	LSC Semifinals/NCAA Second Round	-	Chad Webb
TOTAL	323-157-42	.659	159-74-22	.761					

YEAR-BY-YEAR STATISTICS

Year	Games	G	GPG	A	APG	Pts	PPG	SH	SPG	GaAvg	SV	SVPG	SHO	GA
1996	16	35	2.19	24	1.50	92	5.75	250	7.14	1.31	89	5.56	6	21
1997	20	48	2.40	39	1.95	133	6.65	327	16.35	0.85	111	5.55	10	17
1998	19	74	3.89	58	3.05	206	10.84	471	24.79	0.84	70	3.68	9	16
1999	19	47	2.47	-	-	-	-	-	-	1.16	-	-	-	22
2000	18	41	2.28	24	1.33	106	5.89	307	17.06	0.76	73	4.06	9	14
2001	20	45	2.25	27	1.35	115	5.75	309	15.45	0.40	58	2.90	13	8
2002	20	61	3.05	44	2.20	166	8.30	-	-	0.73	51	2.55	10	15
2003	21	52	2.48	41	1.95	145	6.90	-	-	0.61	73	3.48	11	13
2004	20	55	2.75	43	2.15	155	7.75	-	-	0.95	118	5.90	9	19
2005	17	29	1.71	21	1.24	79	4.65	260	15.30	1.10	72	4.24	6	19
2006	19	66	3.47	49	2.58	181	9.53	-	-	0.98	93	4.89	7	19
2007	21	52	2.48	40	1.90	144	6.86	-	-	1.20	97	4.62	7	26
2008	21	83	3.95	69	5.19	235	11.19	-	-	1.08	87	4.14	7	23
2009	22	47	2.14	28	1.27	122	5.55	-	-	0.56	93	4.23	14	13
2010	18	36	2.00	21	1.17	79	4.39	239	13.30	1.50	80	4.44	4	18
2011	20	30	1.50	10	0.50	70	3.50	230	11.50	1.50	103	5.15	3	30
2012	21	40	1.90	28	1.33	108	5.14	275	13.10	1.62	119	5.67	6	34
2013	20	18	0.90	8	0.40	44	2.20	239	13.10	1.00	116	5.80	8	20
2014	18	21	1.17	8	0.44	50	2.78	197	10.9	1.22	76	4.22	5	22
2015	21	27	1.29	18	0.86	72	3.43	277	13.2	1.38	120	5.71	7	29
2016	17	37	2.18	17	1.00	91	5.35	229	13.5	1.00	83	4.88	5	17
2017	23	32	1.39	25	1.09	89	3.87	322	14.0	1.13	98	4.26	9	26
2018	22	43	1.95	24	1.09	110	5.00	368	17.5	0.86	96	4.36	9	19
2019	18	38	2.11	26	1.44	102	5.67	316	17.6	1.11	69	3.83	0	20
2020	10	24	2.40	18	1.80	66	6.60	192	19.2	1.80	39	3.90	0	18
2021	20	69	3.45	36	1.80	174	8.70	464	23.2	1.60	68	3.40	8	32
2022	22	42	1.91	24	1.09	108	4.91	377	17.1	0.77	87	3.95	11	17
TOTAL	523	1,180	2.26							1.04				547

SCHOOL RECORDS

SINGLE GAME TOP 10

TEAM

Match Points

Rk	Opponent (Date)	#
1.	Univ. of the Southwest (8-29-08)	49
2.	East Central (9-11-97)	28
3.	New Mexico Highlands (9-6-08)	28
4.	Oklahoma Christian (11-2-19)	26
5.	Oklahoma Christian (11-3-21)	26
6.	Adams State (8-27-04)	23
7.	Adams State (9-11-21)	23
8.	UT Permian Basin (9-11-08)	22
9.	UT Permian Basin (8-31-06)	22
10.	Dallas Baptist (10-7-02)	22
	Texas Woman's (10-4-02)	22

Goals Scored

Rk	Opponent (Date)	#
1.	Univ. of the Southwest (8-29-08)	17
2.	Texas A&M-International (11-6-21)	10
3.	Oklahoma Christian (11-2-19)	10
4.	New Mexico Highlands (9-6-98)	10
5.	Texas Woman's (10-4-02)	9
6.	Adams State (9-11-21)	9
7.	Adams State (8-27-04)	8
8.	UT Permian Basin (9-11-08)	8
9.	Northeastern State (10-5-08)	8
10.	Texas A&M-International (9-6-09)	8

Goals Allowed

Rk	Opponent (Date)	#
1.	SW Oklahoma St. (9-14-17)	6
2.	UC San Diego (11-18-18)	5
3.	MSU Texas (10-17-11)	5
4.	Cal State-Dominguez Hills (11-22-09)	5
5.	Dallas Baptist (9-25-21)	5
6.	Texas Woman's (10-16-21)	5
7.	Texas Tech (3-30-20)	5
8.	Texas A&M- Commerce (11-8-15)	4
9.	Dallas Baptist (9-26-15)	4
10.	Eastern New Mexico (10-6-13)	4
	Metro State (11-9-12)	4
	MSU Texas (10-7-12)	4
	Incarnate Word (9-30-12)	4
	Colorado-Colorado Springs (9-2-12)	4
	Abilene Christian (10-8-10)	4
	Colorado School of Mines (9-28-08)	4
	Northern Colorado (10-5-97)	4
	MSU Texas (10-2-96)	4
	Dallas Baptist (4-10-20)	4
	UT Tyler (10-9-21)	4

Assists

Rk	Opponent (Date)	#
1.	Univ. of the Southwest (8-29-08)	15
2.	East Central (9-11-97)	10
3.	Dallas Baptist (10-7-02)	8
4.	Oklahoma City (10-10-03)	8
5.	UT Permian Basin (8-31-06)	8
6.	East Central (10-22-04)	7
7.	Adams State (8-27-04)	7
8.	SW Oklahoma State (10-15-06)	7
9.	Oklahoma Christian (11-2-19)	6
10.	UT Permian Basin (9-11-08)	6
	Texas A&M-International (9-28-15)	6

Shots

Rk	Opponent (Date)	#
1.	Univ. of the Southwest (8-29-08)	53
2.	SW Oklahoma St. (10-10-98)	48
3.	Oklahoma Christian (11-6-21)	40
4.	Oklahoma Christian (11-2-19)	38
5.	Dallas Baptist (10-7-02)	36
6.	Eastern New Mexico (10-27-21)	36
7.	Southern Nazarene (9-13-18)	35
8.	St. Mary's (11-9-21)	35
9.	Fort Lewis (10-6-2)	34
10.	Eastern New Mexico (10-12-03)	33

Saves

Rk	Opponent (Date)	#
1.	New Mexico Highlands (9-17-96)	17
2.	Angelo State (9-30-16)	16
3.	Texas A&M-Commerce (11-7-04)	13
4.	Metro State (11-12-04)	12
5.	Central Oklahoma (10-28-04)	12
6.	Texas El-Paso (8-30-05)	12
7.	Colorado Mines (9-5-12)	12
8.	Angelo State (9-30-11)	11
9.	MSU Texas (10-7-11)	11
10.	Central Missouri (9-4-09)	11
	Oklahoma Baptist (11-21-19)	11

SINGLE GAME TOP 10

INDIVIDUAL

Shots

Rk	Player (Opponent/Date)	#
1.	Amy Daniels (USW/8-31-97)	12
2.	Sarit Shenar (NMHU/8-29-14)	12
3.	Hannah Kelley-Lusk (OBU/11-9-21)	12
4.	Hannah Kelley-Lusk (OC/11-2-19)	11
5.	Marlene van Mourik (NMHU/9-3-16)	11
6.	Leslie Briggs (ASU/9-28-12)	11
7.	Leslie Briggs (MSU/9-21-12)	11
8.	Leslie Briggs (UTPB/9-6-12)	11
9.	Leslie Briggs (CMU/8-31-12)	10
10.	Khaline Jacob (OC/11-2-19)	9
	Hannah Kelley-Lusk (ASU/9-7-18)	9
	Khaline Jacob (SNU/9-13-18)	9
	Jessie Thomas (ENMU/10-6-13)	9
	Leslie Briggs (ENMU/9-24-13)	9

Saves

Rk	Player (Opponent/Date)	#
1.	Laura Faubion (NMHU/9-17-96)	17
2.	Courtney Dippel (ASU/9-30-16)	15
3.	Jamie Griffis-Roach (TAMUC/11-7-04)	13
4.	Courtney Dippel (LCU/10-28-25)	13
5.	Courtney Dippel (CSM/9-5-15)	12
6.	Sarah Anderson (UTEP/8-30-06)	12
7.	Jamie Griffis-Roach (UCO/10-28-04)	12
8.	Jamie Griffis-Roach (MSUD/11-12-04)	12
9.	Daniela Estrada (OBU/9-21-19)	11
	Yvette Bedoy (CMU/8-13-12)	11
	Yvette Bedoy (ASU/9-30-11)	11
	Kelly Skehan (UCM/9-4-09)	11

Goals

Rk	Player (Opponent/Date)	#
1.	Khadidra Debesette (TAMU/9-28-16)	4
2.	Elisabeth Markussen (x5)	3
3.	Sarit Shenar (x4)	3
4.	Alina Apodaca (NMHU/9-6-98)	3
5.	Melissa Bowden (NMHU/9-6-98)	3
6.	Julie Saylor (CSW/9-16-98)	3
7.	Michelle Brophy (DBU/10-7-02)	3
8.	Dania Lopez (CSUP/10-1-04)	3
9.	Katie Henley (ECU/10-22-04)	3
10.	Samantha Calcote (SWOSU/10-15-06)	3
	Leslie Briggs (CMU/8-31-12)	3
	Noir Hawash (UTPB/10-1-17)	3
	Khaline Jacob (OC/12-2-19)	3
	Hannah Kelley-Lusk (x4)	3
	Maliyah Mendoza (TAMU/11-6-21)	3
	Maria Frances Serrant (x2)	3

Assists

Rk	Player (Opponent/Date)	#
1.	Becky Hewson (USW/8-29-08)	4
2.	Jessica Rodriguez (FLC/9-29-01)	3
3.	Kathy Clutterbuck (DBU/10-7-02)	3
4.	Whitney Cates (OCU/10-10-03)	3
5.	Nicole deJongh (ECU/10-22-04)	3
6.	Sarit Shenar (x2/TWU/10-22-06)	3
7.	Lindsay McHorse (SWOSU/10-4-09)	3
8.	Several Times	2

Points

Rk	Player (Opponent/Date)	#
1.	Sarit Shenar (ASU/8-27-06)	8
2.	Elisabeth Markussen (UTPB/8-31-06)	8
3.	Elisabeth Markussen (USW/8-29-08)	8
4.	Becky Hewson (USE/8-29-08)	8
5.	Khadidra Debesette (TAMU/9-28-15)	8
6.	Khaline Jacob (OC/11-2-19)	8
7.	Alina Apodaca (NMHU/9-6-98)	7
8.	Julie Saylor (USW/9-16-98)	7
9.	Katie Henley (ECU/10-22-04)	7
10.	Samantha Calcote (SWOSU/10-15-06)	7
	Elisabeth Markussen (SWOSU/10-15-06)	7
	Elisabeth Markussen (UTPB/9-11-08)	7
	Hannah Kelley-Lusk (OCU/3-10-20)	7

SINGLE SEASON TOP 10

TEAM

Wins

Rk	Year	#
1.	2008	16
2.	2002	16
3.	2001	16
4.	2018	15
5.	2009	15
6.	2003	15
7.	1998	15
8.	2006	14
9.	2012	13
10.	2007	13
	1997	13

Goals Scored

Rk	Year	#
1.	2008	83
2.	1998	73
3.	2021	69
4.	2006	65
5.	2002	61
6.	2004	56
7.	2007	52
8.	2003	51
9.	2009	47
10.	2018	43

Assists

Rk	Year	#
1.	2008	69
2.	1998	58
3.	2006	49
4.	2002	44
5.	2004	43
6.	2003	41
7.	2007	40
8.	2013	38
9.	2021	36
10.	2001	29

Goals Scored Per Match

Rk	Year	#
1.	2008	3.95
2.	1998	3.84
3.	2021	3.45
4.	2006	3.42
5.	2002	3.05
6.	2004	2.80
7.	2007	2.48
8.	1999	2.47
9.	2003	2.43
10.	2020	2.40

Fewest Goals Allowed

Rk	Year	#
1.	2001	8
2.	2009	13
3.	2003	13
4.	2000	14

SCHOOL RECORDS

5.	2002	15
6.	1998	16
7.	2022	17
	2016	17
	2004	17
	1997	17

Goals Against Average

Rk	Year	#
1.	2001	0.40
2.	2009	0.56
3.	2003	0.62
4.	2002	0.75
5.	2022	0.77
6.	2000	0.78
7.	2018	0.83
8.	1998	0.84
9.	2004	0.85
10.	1997	0.85

Shutouts

Rk	Year	#
1.	2009	14
	2001	14
3.	2022	11
	2003	11
	2000	11
6.	2002	10
	1997	10
8.	2018	9
	2004	9
	1998	9

Saves

Rk	Year	#
1.	2015	120
2.	2012	119
3.	2004	118
4.	2013	116
5.	2001	108
6.	2018	105
7.	2011	103
8.	2007	97
9.	2009	93
10.	2006	93

Shots

Rk	Year	#
1.	1998	471
2.	2021	464
3.	2007	396
4.	2008	390
5.	2002	383
6.	2022	377
7.	2018	375
8.	2003	362
9.	2006	330
10.	2019	316

Fewest Shots Allowed

Rk	Year	#
1.	2002	103
2.	2020	127
3.	2001	147
4.	1998	153
5.	2000	159
6.	2005	182
7.	2009	186
8.	2016	188
9.	2019	192
10.	2014	210
	2021	210

SINGLE SEASON TOP 10

INDIVIDUAL

Points

Rk	Player (Year)	#
1.	Hannah Kelley-Lusk (2021)	62
2.	Sarit Shenar (2006)	60
3.	Sarit Shenar (2004)	58
4.	Sarit Shenar (2003)	47
5.	Elisabeth Markussen (2008)	45
	Leslie Briggs (2012)	45
7.	Maria-Frances Serrant (2022)	38
8.	Courtney Massie (1998)	36
9.	Katie Henley (2004)	34
	Lindsay McHorse (2009)	34

Goals

Rk	Player (Year)	#
1.	Hannah Kelley-Lusk (2021)	26
2.	Sarit Shenar (2004)	24
3.	Sarit Shenar (2006)	22
4.	Sarit Shenar (2003)	21
5.	Leslie Briggs (2012)	19
6.	Elisabeth Markussen (2008)	18
7.	Courtney Massie (1998)	17
	Maria Frances Serrant (2022)	17
9.	Katie Henley (2004)	14
	Elisabeth Markussen (2007)	14
	Lindsay McHorse (2008)	14
	Asha James (2021)	14

Game Winning Goals (Since 2004)

Rk	Player (Year)	#
1.	Sarit Shenar (2006)	8
2.	Lindsay McHorse (2009)	7
3.	Maria-Frances Serrant (2022)	6
	Leslie Briggs (2012)	6
5.	Sarit Shenar (2004)	5
	Hannah Kelley-Lusk (2019)	5
	Hannah-Kelley-Lusk (2021)	5
8.	Elisabeth Markussen (2007)	4
	Danae Fontana (2008)	4
	Leslie Briggs (2011)	4
	Khaline Jacob (2018)	4
	Hannah Kelley-Lusk (2018)	4
	Emily Avila (2021)	4

Assists

Rk	Player (Year)	#
1.	Sarit Shenar (2006)	16
2.	Miriam Dominguez (2008)	15
3.	Adi Stein (2008)	14
4.	Julie Saylor (1998)	11
5.	Sarit Shenar (2004)	10
6.	Hannah Kelley-Lusk (2021)	10
7.	Elisabeth Markussen (2008)	9
8.	Amy Daniels (1998)	9
9.	Nicole deJongh (2004)	9
10.	Alina Apodaca (1998)	8
	Jessica Rodriguez (2001, 2002)	8
	Kathy Clutterbuck (2002)	8
	Cassie Burke (2003)	8
	Brianna McMillian (2006)	8
	Miriam Dominguez (2007)	8
	Lindsay McHorse (2009)	8

Saves

Rk	Player (Year)	#
1	Yvette Bedoy (2012)	111
2.	Yvette Bedoy (2013)	110
	Jamie Griffis-Roach (2004)	110
4.	Courtney Dippel (2018)	104
5.	Courtney Dippel (2015)	94
6.	Courtney Dippel (2017)	86
7.	Reagan Heelan (2022)	85
	Lisha Jungman (2007)	85
8.	Yvette Bedoy (2011)	82

Lisha Jungman (2008)

8

Shutouts

Rk	Player (Year)	#
1.	Jamie Griffis-Roach (2001)	11
	Jamie Griffis-Roach (2003)	11
3.	Reagan Heelan (2022)	9
	Courtney Dippel (2018)	9
	Brigid Maruszak (2002)	9
6.	Courtney Dippel (2017)	8
	Yvette Bedoy (2013)	8
	Kelly Skehan (2009)	8
	Laura Faubion (1998)	8
10.	Jamie Griffis-Roach (2004)	7.5

Minutes Played (Since 2008)

Rk	Player (Year)	#
1.	Cheyenne Orozco (2017)	2,137
2.	Taylor Cromeens (2009)	2,061
3.	Cheyenne Orozco (2018)	2,045
4.	Nadia James (2009)	2,035
5.	Samantha Silvestre (2017)	2,004
6.	Adi Stein (2009)	1,976
7.	Miriam Dominguez (2009)	1,975
8.	Emily Avila (2022)	1,969
9.	Reagan Heelan (2022)	1,965
10.	Lucy Chalgren (2017)	1,963

CAREER TOP 10

INDIVIDUAL

Points

Rk	Player (Year)	#
1.	Sarit Shenar (2003-2006)	181
2.	Hannah Kelley-Lusk (2017-2021)	138
3.	Elisabeth Markussen (2005-2008)	116
4.	Lindsay McHorse (2008-2012)	79
5.	Kendal Kitchens (2006-2010)	75
6.	Katie Henley (2002-2005)	72
7.	Asha James (2020-2022)	71
8.	Kathy Clutterbuck (1999-2002)	67
9.	Julie Saylor (1996-1998)	66
10.	Khaline Jacob (2017-2019)	57

Goals

Rk	Player (Year)	#
1.	Sarit Shenar (2003-2006)	72
2.	Hannah Kelley-Lusk (2017-2021)	57
3.	Elisabeth Markussen (2005-2008)	48
4.	Lindsay McHorse (2008-2012)	32
5.	Kendal Kitchens (2006-2010)	31
6.	Leslie Briggs (2011-2012)	30
7.	Asha James (2020-2022)	29
	Katie Henley (2002-2005)	29
9.	Kathy Clutterbuck (1999-2002)	25
10.	Khaline Jacob (2017-2019)	24

Hat Tricks

Rk	Player (Year)	#
1.	Elisabeth Markussen (2005-2008)	5
2.	Sarit Shenar (2003-2006)	4
3.	Hannah Kelley-Lusk (2017-2021)	4
4.	Maria Frances Serrant (2022)	2
5.	Several Players	1

Game Winning Goals

Rk	Player (Year)	#
1.	Hannah Kelley-Lusk (2017-2021)	16
2.	Sarit Shenar (2003-2006)	14
3.	Lindsay McHorse (2008-2012)	12
4.	Leslie Briggs (2011-2012)	10
	Elisabeth Markussen (2005-2008)	10
6.	Maliyah Mendoza (2018-2022)	8
	Khaline Jacob (2017-2019)	8
8.	Emily Avila (2018-2022)	7
	Khadira Debesette (2015-2018)	7
	Kendal Kitchens (2006-2010)	7

SCHOOL RECORDS

10. Danea Fontana (2005-2008) 6 9. Kaitlin Steele (2013-2016) 5,449

Shots

Rk	Player (Year)	#
1.	Hannah Kelley-Lusk (2017-2021)	321
2.	Elisabeth Markussen (2005-2008)	224
3.	Asha James (2020-2022)	211
4.	Sarit Shenar (2003-2006)	205
5.	Leslie Briggs (2011-2012)	197
6.	Kendal Kitchens (2006-2010)	189
7.	Marlene van Mourik (2016-2019)	152
8.	Adi Stein (2006-2009)	137
9.	Khadidra Debesette (2015-2018)	136
10.	Emily Avila (2018-2022)	130

Assists

Rk	Player (Year)	#
1.	Sarit Shenar (2003-2006)	33
2.	Adi Stein (2006-2009)	31
3.	Miriam Dominguez (2006-2009)	31
4.	Julie Saylor (1996-1998)	24
5.	Hannah Kelley-Lusk (2017-2021)	24
6.	Jessica Diaz (2017-2021)	19
7.	Kathy Clutterbuck (1999-2002)	17
8.	Jessica Rodriguez (2000-2002)	17
9.	Nicole deJongh (2000-2004)	17
10.	Amy Daniels (1996-1998)	16

Saves

Rk	Player (Year)	#
1.	Courtney Dippel (2015-2018)	361
2.	Yvette Bedoy (2010-2013)	306
3.	Jamie Griffis-Roach (2001-2004)	241
4.	Laura Faubion (1996-1998)	219
5.	Lisha Jungmann (2006-2008)	215
6.	Reagan Heelan (2020-Present)	169
7.	Kelly Skehan (2009-2010)	154
8.	Daniela Estrada (2019-2021)	81
9.	Sarah Anderson (2004-2005)	75
10.	Nicole Kemper (2014)	50

Shutouts

Rk	Player (Year)	#
1.	Jamie Griffis-Roach (2001-2004)	29.5
2.	Courtney Dippel (2015-2018)	25
3.	Laura Faubion (1996-1998)	20.5
4.	Yvette Bedoy (2010-2013)	16
5.	Lisha Jungmann (2006-2008)	16
6.	Kelly Skehan (2009-2010)	12
7.	Reagan Heelan (2020-Present)	11
8.	Brigid Maruszak (2002)	9
9.	Sarah Anderson (2004-2005)	6.5
10.	McKynzie Zick (2014-2015)	5

Wins

Rk	Player (Year)	#
1.	Jamie Griffis-Roach (2001-2004)	41
2.	Courtney Dippel (2015-2018)	41
3.	Lisha Jungmann (2006-2008)	33
4.	Yvette Bedoy (2010-2013)	25
5.	Reagan Heelan (2020-Present)	24
6.	Kelly Skehan (2009-2010)	19
7.	Brigid Maruszak (2002)	11
8.	Sarah Anderson (2004-2005)	11
9.	Reagan Heelan (2020- Present)	9
10.	McKynzie Zick (2014-2015)	6

Minutes Played (Since 2008)

Rk	Player (Year)	#
1.	Cheyenne Orozco (2017-2021)	8,465
2.	Emily Avila (2018-2022)	7371
2.	Lindsay McHorse (2008-2012)	6,551
2.	Lindsay McHorse (2008-2012)	6,551
3.	Khadidra Debesette (2015-2018)	6,290
4.	Hannah Kelley-Lusk (2017-2021)	6,068
5.	Mackenzie Taylor (2016-2019)	6,054
6.	Jessica Diaz (2017-2021)	5,910
7.	Taylor Cromeens (2007-2010)	5,585

Games Played

Rk	Player (Year)	#
1.	Cheyenne Orozco (2017-2021)	92
2.	Malyah Mendoza (2018-2022)	91
	Jessica Diaz (2017-2021)	91
4.	Emily Avila (2018-2022)	90
3.	Lindsay McHorse (2008-2012)	83
4.	Taylor Cromeens (2007-2010)	81
5.	Kayla Sisco (2006-2009)	81
6.	Adi Stein (2006-2009)	81
7.	Haley Girard (2012-2015)	78
8.	Miriam Dominguez (2006-2009)	78
9.	Kellie Garrett (2000-2003)	78
10.	Ashleigh Scott (2000-2003)	78
	Miriam Dominguez (2007)	8
	Lindsay McHorse (2009)	8

LONE STAR CONFERENCE RECORD BOOK

LSC WOMEN'S SOCCER RECORDS

Individual Game

POINTS: 14, Emily Brueggemann, Texas A&M-Commerce vs. Southwestern Okla., 2000

GOALS: 6, Emily Brueggemann, Texas A&M -Commerce vs. Southwestern Okla., 2000

ASSISTS: 5, Christina Heck, Angelo State vs. Southwestern Oklahoma, 1998; Erin de Wolfe, A&M-Commerce, 2005

SHOTS: 17, Lynette Bass, Texas A&M-Commerce vs. Texas Lutheran, 1998; Sally Holmes, Central Oklahoma vs. Regis, 2000

SAVES: 24, Brooke Hudnall, Ouachita Baptist vs. Southwestern Okla., 1999

Individual Season

POINTS: 81, Sally Holmes, Central Oklahoma, 2000

POINTS PER GAME: 3.72, Sally Holmes, Central Oklahoma, 2000

GOALS: 35, Sally Holmes, Central Oklahoma, 2000

GOALS PER GAME: 1.46, Sally Holmes, Central Oklahoma, 2000

ASSISTS: 17, Sherri Konlande, Texas A&M-Commerce, 1999

ASSISTS PER GAME: 0.83, Erin de Wolfe, A&M-Commerce, 2005

SHOTS: 171, Sally Holmes, Central Oklahoma, 2000

SHOTS PER GAME: 7.12, Sally Holmes, Central Oklahoma, 2000

GOALS AGAINST AVERAGE*: 0.42, Jamie Griffis, West Texas A&M, 2001

FEWEST GOALS ALLOWED*: 8, Jamie Griffis, West Texas A&M, 2001; Shantel Wittke, Angelo State, 2015

SAVES: 185, Lori McGowen, East Central, 1997

SAVES PER GAME: 12.30, Lori McGowen, East Central, 1997

SHUTOOTS: **12, Kira Miller, Angelo State, 2021**; Jamie Griffis, West Texas A&M, 2001

*minimum 1,000 minutes played

Individual Career

POINTS: 209, Kim Brown, Central Oklahoma, 1999-2002

POINTS PER GAME: 3.00, Kim Brown, Central Oklahoma, 1999-2002

GOALS: 91, Kim Brown, Central Oklahoma, 1999-2002

GOALS PER GAME: 1.05, Kim Brown, Central Oklahoma, 1999-2002

ASSISTS: 48, Jeorgia McGinty, Central Oklahoma, 1998-2001

ASSISTS PER GAME: 0.62, Erin de Wolfe, A&M-Commerce, 2002-2005

SHOTS: 350, Kim Brown, Central Oklahoma, 1999-2002

SHOTS PER GAME: 6.06, Sally Holmes, Central Oklahoma 1999-2000

GOALS AGAINST AVERAGE: 0.59, Elliott London, Abilene Christian, 2008-11

SAVES: 554, Lori McGowen, East Central, 1997-2000

SAVES PER GAME: 8.65, Lori McGowen, East Central, 1997-00

SHUTOOTS: 40, Jamie Griffis, West Texas A&M, 2000-04

Team Game

POINTS: 50, Angelo State vs. Texas-Permian Basin, 2002

GOALS: 19, Angelo State vs. Texas-Permian Basin, 2002

ASSISTS: 15, West Texas A&M vs. Univ. of the Southwest, 2008

SHOTS: 65, Midwestern State vs. Northwestern Oklahoma, 2008

SAVES: 25, Southwestern Oklahoma vs. Texas-Dallas, 1998; Southwestern Oklahoma vs. Central Oklahoma, 1998

Team Season

POINTS: 246, Central Oklahoma, 2000

POINTS PER GAME: 11.19, West Texas A&M, 2008

GOALS: 84, Central Oklahoma, 2000

GOALS PER GAME: 3.95, West Texas A&M, 2008

ASSISTS: 78, Central Oklahoma, 2000

ASSISTS PER GAME: 3.63, Central Oklahoma, 1999

SHOTS: 608, Central Oklahoma, 2000

SHOTS PER GAME: 25.29, West Texas A&M, 1998

GOALS AGAINST AVERAGE: 0.35, West Texas A&M, 2001

FEWEST GOALS ALLOWED: 8, West Texas A&M, 2001

SAVES: 217, Southwestern Oklahoma, 1998

SAVES PER GAME: 15.23, Southwestern Oklahoma, 1998

SHUTOOTS: 15, Central Oklahoma, 2002

Bold and highlighted indicates the record was broken the previous season

Updated August 16, 2022



HISTORY

YEAR-BY-YEAR RESULTS

2022

Record: 14-4-4 (6-2-4 LSC)

Lone Star Conference Tournament Semifinals

NCAA Regional Quarterfinals

Date	Opponent	Score
8/26	#14 Emporia State	W, 3-0
8/28	Adams State	W, 3-0
9/2	Fort Lewis	W, 3-0
9/6	Oklahoma Baptist	W, 5-0
9/8	SWOSU	W, 2-1
9/10	CSU Pueblo	W, 3-0
9/21	UT Permian Basin*	W, 4-0
9/24	#1 Dallas Baptist*	L, 0-2
9/28	Lubbock Christian*	T, 0-0
10/1	UT Tyler*	W, 3-2
10/5	#22 Angelo State*	W, 1-0
10/8	Texas Woman's*	T, 0-0
10/12	St. Edward's*	W, 1-0
10/15	Midwestern State*	W, 2-0
10/19	Eastern N.M.*	W, 4-1
10/22	St. Mary's*	T, 1-1
10/25	Oklahoma Christian*	T, 1-1
10/28	Tex. A&M Int'l*	L, 1-3
11/1	St. Edward's+	W, 2-1
11/5	Midwestern State+	L, 1-2
11/11	St. Mary's %	W, 2-1
11/12	#1 Dallas Baptist%	L, 0-2

2021

Record: 14-6-0 (9-4-0 LSC)

Lone Star Conference Tournament Semifinals

Date	Opponent	Score
9/3	Fort Lewis	W, 4-1
9/5	Western Colorado	L, 0-2
9/9	Oklahoma Baptist	W, 3-0
9/11	Adams State	W, 9-0
9/19	SWOSU	W, 1-0
9/22	UTPB	W, 6-0
9/25	#17 Dallas Baptist	L, 4-5
10/2	Tex. A&M Comm.	W, 3-2
10/6	Lubbock Christian	W, 4-0
10/9	UT Tyler	W, 5-4
10/13	Angelo State	L, 1-2
10/16	Texas Woman's	L, 4-5 (OT)
10/20	St. Edward's	W, 3-2
10/23	Midwestern State	L, 2-3
10/27	Eastern N.M.	W, 3-1
10/30	St. Mary's	W, 2-0
11/3	Oklahoma Christian	W, 1-0
11/6	Tex. A&M Int'l	W, 10-0
11/9	St. Mary's	W, 3-2 (OT)
11/12	#6 Dallas Baptist	L, 1-3

2020 (Played in Spring of 2021)

Record: 6-4-0 (4-1-0 LSC)

Lone Star Conference Tournament Semifinals

Date	Opponent	Score
2/5	Abilene Christian	L, 0-1
2/24	Dallas Baptist	L, 1-2 (OT)
3/3	UT Tyler	W, 3-0
3/6	Midwestern State	W, 4-1
3/10	Oklahoma Christian	W, 4-1
3/26	Tex. A&M Comm.	W, 4-3 (OT)
3/30	Texas Tech	L, 0-5
4/3	Texas Woman's	W, 3-1
4/6	Tex. A&M Comm.	W, 4-0
4/10	#1 Dallas Baptist	L, 1-4

2019

Record: 10-8-0 (9-4 LSC)

Lone Star Conference Tournament Quarterfinals

Date	Opponent	Score
9/5	Colorado State-Pueblo	W, 2-0
9/7	#24 UC-Colorado Springs	L, 0-3
9/14	Adams State	L, 1-2
9/21	Oklahoma Baptist	L, 0-1
9/27	Eastern New Mexico*	W, 2-1
10/3	Texas A&M Commerce*	W, 2-1
10/5	UT Tyler*	W, 2-0
10/10	Texas Woman's*	L, 0-1
10/12	#13 Dallas Baptist*	L, 0-1
10/17	Angelo State*	W, 4-1
10/19	St. Edward's*	L, 1-2
10/25	St. Mary's*	W, 1-0
10/27	Tex. A&M Int'l*	W, 4-1
11/2	Oklahoma Christian*	W, 10-0
11/7	Lubbock Christian*	L, 2-3 (OT)

OVERALL RECORD: 323-157-42

*Conference Game/+Conference Tournament
%NCAA Tournament

11/9	UT Permian Basin*	W, 4-0
11/13	Texas Woman's+	L, 0-2

2018

Record: 15-4-3 (10-1-1 LSC)

Lone Star Conference Regular Season Champions

South Central Regional Champions

NCAA Division II Quarterfinal

Date	Opponent	Score
9/1	Colorado State-Pueblo	L, 0-2
9/3	#3 UC-Colorado Springs	W, 2-1
9/7	Adams State	W, 3-1
9/9	Fort Lewis	W, 1-0
9/11	Oklahoma Baptist	W, 3-0
9/13	Southern Nazarene	W, 6-1
9/21	Texas Woman's*	W, 2-0
9/23	Texas A&M Commerce*	W, 3-0
9/26	Eastern New Mexico*	W, 3-1
9/28	MSU Texas*	W, 2-0
10/5	UT Permian Basin*	W, 7-0
10/7	Angelo State*	T, 0-0
10/10	Eastern New Mexico*	W, 2-1
10/14	MSU Texas*	W, 2-1 (2OT)
10/19	Texas A&M Comm*	W, 2-1
10/21	Texas Woman's*	L, 0-2
10/26	Angelo State*	W, 2-1
10/28	UT Permian Basin*	W, 2-0
11/2	Eastern New Mexico+	L, 0-1 (OT)
11/11	#12 UC-Colorado Springs%	T, 1-1 (4-3 PKs)
11/16	Dallas Baptist%	T, 0-0 (5-4 PKs)
11/18	#6 UC San Diego%	L, 0-5

2017

Record: 11-7-5 (5-3-4 LSC)

Lone Star Conference Tournament Champions

NCAA Regional Semifinals

Date	Opponent	Score
9/1	Adams State	W, 1-0
9/3	Fort Lewis	W, 2-0
9/7	New Mexico Highlands	T, 1-1
9/11	UC-Colorado Springs	L, 1-2
9/14	Southwestern Okla. State	L, 0-6
9/22	Texas Woman's*	T, 1-1
9/24	#11 Texas A&M Comm*	W, 2-1
9/29	Angelo State	T, 2-2
10/1	UT Permian Basin*	W, 4-0
10/4	Eastern New Mexico*	T, 0-0
10/6	MSU Texas	W, 3-0
10/9	Oklahoma Baptist	L, 0-1 (OT)
10/13	UT Permian Basin	W, 1-0
10/15	Angelo State	L, 0-1
10/20	Texas A&M Comm*	L, 1-3
10/22	Texas Woman's*	L, 2-3 (OT)
10/25	Eastern New Mexico	T, 1-1
10/29	#16 MSU Texas*	W, 3-1
11/1	Texas Woman's+	W, 3-2 (OT)
11/3	Texas A&M Comm+	W, 2-0
11/5	Angelo State+	W, 1-0
11/10	Angelo State%	W, 1-0
11/12	UC-Colorado Springs%	L, 0-1

2016

Record: 11-6-0 (9-3-0 LSC)

Lone Star Conference Regular Season Champions

Lone Star Conference Tournament Semifinals

Date	Opponent	Score
9/1	Metro State	L, 2-0
9/3	#23 Colorado Mines	L, 1-0
9/8	New Mexico Highlands	W, 3-1
9/17	Southern Nazarene	W, 5-1
9/23	Texas Woman's*	W, 2-1
9/26	#15 Tex. A&M Comm.*	L, 2-0
9/30	Angelo State*	L, 2-1
10/2	UT Permian Basin*	W, 1-0
10/5	Eastern New Mexico*	W, 4-1
10/7	Midwestern State*	W, 2-1
10/14	UT Permian Basin*	W, 2-0
10/16	Angelo State*	W, 1-0
10/21	#21 Tex. A&M Comm.*	W, 2-1
10/23	Texas Woman's*	W, 2-0
10/26	Eastern New Mexico*	W, 1-0
10/30	Midwestern State*	L, 3-2
11/4	Midwestern State+	L, 1-0

2015

Record: 10-10-1 (4-5-1 LSC)

Lone Star Conference Tournament Finals

Date	Opponent	Score
9/3	Metro State	L, 2-0
9/5	#4 Colorado Mines	L, 2-0
9/8	Southern Nazarene	L, 2-0
9/13	Southwestern Okla. State	W, 1-0

9/18	UT Permian Basin	W, 2-0
9/23	Eastern New Mexico*	W, 2-1
9/26	Dallas Baptist	L, 4-0
9/28	Texas A&M Int'l	W, 8-0
10/2	#6 Angelo State*	L, 2-0
10/4	Midwestern State*	L, 3-1
10/9	Texas Woman's*	W, 1-0
10/11	#24 Texas A&M Comm.*	W, 2-1
10/16	Midwestern State*	T, 1-1
10/18	#5 Angelo State	L, 2-0
10/24	Texas A&M Comm.*	L, 2-1
10/26	Texas Woman's*	L, 2-1
10/28	Lubbock Christian	W, 2-0
10/30	Eastern New Mexico*	W, 3-1
11/5	Midwestern State+	W, 1-0
11/6	#4 Angelo State+	W, 1-0
11/8	Texas A&M Commerce+	L, 4-0

2014

Record: 7-11-0 (3-7-0 LSC)

Date	Opponent	Score
9/4	#16 Metro State	L, 2-0
9/6	#9 Colorado Mines	L, 2-0
9/11	New Mexico Highlands	L, 2-0
9/13	UT Permian Basin	W, 4-0
9/18	Wayland Baptist	L, 1-0
9/23	Southwestern Okla. State	W, 3-0
9/26	Texas Woman's*	L, 2-1
9/28	Texas A&M Commerce*	W, 1-0
10/3	Eastern New Mexico*	L, 1-0
10/6	Southern Nazarene	W, 3-1
10/10	#8 Angelo State*	L, 2-0
10/12	Midwestern State*	W, 2-1
10/17	Eastern New Mexico*	L, 1-0 (OT)
10/24	Midwestern State*	L, 2-1
10/26	Angelo State*	L, 3-0
10/31	Texas A&M Commerce*	L, 2-1
11/2	Texas Woman's*	W, 1-0

2013

Record: 6-8-6 (3-5-2 LSC)

Lone Star Conference Tournament Finals

Date	Opponent	Score
9/5	#10 Metro State	L, 2-0
9/7	#9 Colorado Mines	L, 3-0
9/10	New Mexico Highlands	T, 0-0
9/12	Southwestern Okla. State	T, 1-1
9/14	Dallas Baptist	L, 1-0 (OT)
9/17	Lubbock Christian	W, 1-0
9/20	#19 St. Edward's	T, 0-0
9/24	UT Permian Basin	W, 2-0
9/27	Texas Woman's*	W, 1-0 (OT)
10/6	Eastern New Mexico*	L, 4-1
10/11	Angelo State*	L, 2-1 (OT)
10/13	Midwestern State*	L, 1-0
10/18	Eastern New Mexico*	T, 0-0
10/25	Midwestern State*	L, 1-0
10/27	Angelo State*	L, 1-0
11/1	Texas A&M Commerce*	W, 3-1
11/3	Texas Woman's*	W, 2-1
11/8	Angelo State+	W, 1-0
11/10	Midwestern State+	T, 2-2 (PK)

2012

Record: 13-7-2 (10-4-0 LSC)

Lone Star Conference Regular Season Champions

Lone Star Conference Tournament Champions

NCAA Regional Quarterfinals

Date	Opponent	Score
8/31	Colorado Mesa	T, 3-3
9/2	UC- Colorado Springs	L, 4-1
9/6	UT Permian Basin	W, 4-1
9/8	Dallas Baptist	L, 2-1
9/11	Eastern New Mexico*	W, 3-0
9/14	Texas A&M Commerce*	L, 2-1
9/16	Texas Woman's*	W, 2-1
9/21	Midwestern State*	W, 2-1 (OT)
9/23	Abilene Christian*	W, 3-1
9/28	Angelo State*	W, 2-0
9/30	Incarinate Word*	L, 4-1
10/5	Abilene Christian*	W, 2-0
10/7	Midwestern State*	L, 4-1
10/12	Texas Woman's*	W, 1-0
10/14	Texas A&M Commerce*	W, 1-0
10/19	Incarinate Word*	L, 3-0
10/21	Angelo State*	W, 2-1
10/26	Eastern New Mexico*	W, 1-0
11/2	Midwestern State+	W, 3-1
11/4	Incarinate Word+	W, 3-2 (OT)
11/9	Metro State%	L, 4-1

YEAR-BY-YEAR RESULTS

2011

Record: 9-10-1 (5-8-1 LSC)

Lone Star Conference Tournament Semifinals

Date	Opponent	Score
9/2	UT Permian Basin	W, 7-0
9/5	Dallas Baptist	L, 1-0
9/9	Southwestern Okla. State	W, 3-1
9/11	New Mexico Highlands	W, 1-0
9/13	Eastern New Mexico*	L, 2-1
9/16	Texas A&M Commerce*	L, 3-2
9/18	Texas Woman's*	W, 3-1
9/23	Midwestern State*	W, 2-1 (2OT)
9/25	Abilene Christian*	L, 2-0
9/30	Angelo State*	T, 1-1
10/2	Incarnate Word*	W, 2-1 (OT)
10/7	Midwestern State*	L, 5-0
10/14	Texas A&M Commerce*	L, 3-0
10/16	Texas Woman's*	W, 3-2 (OT)
10/21	Angelo State*	L, 1-0
10/23	Incarnate Word*	L, 2-1
10/28	Eastern New Mexico*	W, 2-1
10/30	Abilene Christian*	L, 1-0
11/3	Eastern New Mexico+	W, 1-0
11/4	Midwestern State+	L, 2-1 (OT)

2010

Record: 8-7-3 (4-6-1 LSC)

Date	Opponent	Score
9/4	#13 Rollings	W, 3-0
9/6	Tusculum	W, 3-0
9/10	#14 Fort Lewis	L, 1-0
9/14	UT Permian Basin	W, 3-0
9/17	#6 St. Edward's	T, 2-2
9/23	Dallas Baptist	W, 2-1
9/26	St. Mary's (TX)	T, 2-2
9/28	Eastern New Mexico*	W, 2-0
10/1	Texas A&M Commerce*	W, 3-1
10/3	Texas Woman's*	T, 0-0
10/8	Abilene Christian*	L, 4-1
10/10	#21 Midwestern State*	L, 2-1
10/15	Angelo State*	L, 2-0
10/17	Incarnate Word*	L, 2-1 (OT)
10/22	Northeastern State*	L, 2-1 (2OT)
10/24	East Central*	W, 6-0
10/29	Central Oklahoma*	L, 2-1
10/31	Southwestern Oklahoma*	W, 3-0

2009

Record: 15-3-4 (7-2-1 LSC)

Lone Star Conference Tournament Finals NCAA South Central Regional Champions NCAA Division II Quarterfinals

Date	Opponent	Score
8/27	New Mexico Highlands	W, 3-0
8/30	UT Permian Basin	W, 2-0
9/4	Central Missouri	T, 1-1
9/6	Texas A&M Int'l	W, 8-0
9/11	St. Edward's	W, 1-0
9/13	UT Permian Basin	W, 3-1
9/21	New Mexico State	W, 2-0
9/26	Eastern New Mexico*	L, 1-0
10/2	Central Oklahoma*	W, 1-0 (2OT)
10/4	Southwestern Okla. State*	W, 4-0
10/10	Texas A&M Commerce*	W, 3-0
10/12	Texas Woman's*	L, 2-1 (OT)
10/18	Midwestern State*	W, 3-1
10/23	Angelo State*	W, 4-1
10/25	Abilene Christian*	T, 0-0
10/30	Northeastern State*	W, 3-0
11/1	East Central*	W, 3-0
11/6	Midwestern State+	W, 1-0
11/8	Central Oklahoma+	T, 1-1 (PK)
11/15	Truman State%	W, 1-0
11/20	#22 St. Edwards%	T, 0-0 (PK)
11/22	Cal St.-Dominguez Hills%	L, 5-2

2008

Record: 16-4-1 (8-2-0 LSC)

Lone Star Conference Tournament Champions NCAA Regional Semifinalists

Date	Opponent	Score
8/29	Univ. of the Southwest	W, 17-0
8/30	New Mexico Highlands	W, 3-1
9/11	UT Permian Basin	W, 8-1
9/15	Eastern New Mexico*	W, 7-1
9/18	St. Mary's (CA)	T, 1-1
9/20	#21 St. Edward's	W, 3-0
9/24	UT Permian Basin	W, 5-3
9/28	Colo. School of Mines	L, 4-0
9/30	UC-Colorado Springs	W, 4-0
10/3	East Central*	W, 4-2
10/5	Northeastern State*	W, 8-0

10/10	Southwestern Okla. State*	W, 4-0
10/12	Central Oklahoma*	W, 4-1
10/17	Texas Woman's*	W, 2-0
10/19	Texas A&M Commerce*	L, 1-0
10/24	Midwestern State*	L, 3-2 (OT)
10/31	Abilene Christian*	W, 2-1
11/7	Central Oklahoma+	W, 5-1
11/9	#25 Tex. A&M Commerce+	W, 1-0 (OT)
11/14	Washburn%	L, 2-1 (OT)

2007

Record: 13-7-1 (5-5-1)

Lone Star Conference Tournament Champions NCAA Regional Semi-Finalists

Date	Opponent	Score
8/24	New Mexico Highlands	W, 2-0
8/26	Adams State	W, 7-1
8/31	CSU-Pueblo	W, 2-0
9/2	#13 Washburn	L, 4-1
9/8	St. Mary's (TX)	W, 2-0
9/12	Texas Wesleyan	W, 6-0
9/19	UT Permian Basin	W, 6-0
9/23	Eastern New Mexico*	L, 2-1
9/28	Abilene Christian	W, 3-1
9/30	Angelo State*	W, 3-0
10/5	East Central*	L, 3-2 (OT)
10/7	Northeastern State*	W, 4-3 (OT)
10/12	Southwestern Okla. State*	W, 2-1
10/14	Central Oklahoma*	L, 2-0
10/19	Texas Woman's*	L, 1-0
10/21	Texas A&M Commerce*	W, 4-1
10/26	Midwestern State*	L, 3-2
11/1	Angelo State+	T, 2-2 (PK)
11/2	Midwestern State	W, 1-0
11/4	Central Oklahoma+	W, 2-1
11/9	Metro State%	L, 1-0

2006

Record: 14-4-1 (6-2-1 LSC)

Lone Star Conference Tournament Finals NCAA Regional Quarterfinals

Date	Opponent	Score
8/24	New Mexico Highlands	W, 5-1
8/26	Adams State	W, 4-0
8/28	Fort Lewis	W, 3-1
8/30	UT Permian Basin	W, 7-1
9/3	Texas Wesleyan	W, 4-0
9/8	Incarnate Word	W, 3-2
9/11	St. Mary's (TX)	W, 4-0
9/16	Eastern New Mexico*	W, 4-1
9/21	Angelo State*	T, 2-2
9/26	Midwestern State*	L, 2-1
9/30	Dixie State	W, 4-2
10/6	East Central*	W, 5-0
10/8	Northeastern State*	W, 4-1
10/13	Central Oklahoma*	L, 1-0
10/15	Southwestern Okla. State*	W, 7-0
10/20	Texas A&M Commerce*	W, 1-0
10/22	Texas Woman's*	W, 5-0
10/27	Texas A&M Commerce+	L, 2-1
11/3	Metro State%	L, 3-2 (OT)

2005

Record: 10-6-1 (7-2-0 LSC)

Lone Star Conference Tournament Semifinals

Date	Opponent	Score
8/27	Oklahoma City	T, 0-0
8/30	UT-El Paso	L, 3-2
9/1	Northwestern State	W, 3-1
9/4	New Mexico Highlands	L, 2-0
9/9	St. Mary's (TX)	W, 1-0
9/21	Eastern New Mexico*	W, 5-2
9/30	Regis	L, 3-0
10/2	CSU-Pueblo	W, 4-2
10/7	Midwestern State*	W, 1-0
10/12	Angelo State*	W, 1-0
10/14	Northeastern State*	W, 1-0
10/16	East Central*	W, 4-0
10/23	Central Oklahoma*	L, 1-0
10/28	Texas Woman's*	W, 3-1
10/30	Texas A&M Commerce*	L, 2-0
11/4	Midwestern State+	L, 1-0 (OT)

2004

Record: 13-6-1 (5-3-1 LSC)

Lone Star Conference Tournament Finals NCAA Regional Quarterfinals

Date	Opponent	Score
8/27	Adams State	W, 8-0
8/29	New Mexico Highlands	W, 4-1
9/1	Drury	W, 4-0
9/18	Incarnate Word	W, 1-0

9/24	Texas A&M Commerce*	L, 2-1
9/26	Texas Woman's*	W, 2-0
9/28	St. Mary's (TX)	W, 4-0
10/1	CSU-Pueblo	W, 4-0
10/3	Regis	L, 2-1 (OT)
10/8	Eastern New Mexico*	W, 3-1
10/15	Angelo State	L, 1-0 (OT)
10/17	Midwestern State*	L, 2-1
10/22	East Central*	W, 7-0
10/24	Northeastern State*	W, 5-0
10/28	Central Oklahoma*	T, 1-1
10/31	Southwestern Okla. State	W, 3-1
11/4	Angelo State*	W, 3-0
11/5	#23 Central Oklahoma	W, 1-0
11/7	Texas A&M Commerce	L, 2-1 (OT)
11/15	Metro State%	L, 2-0

2003

Record: 15-4-2 (6-1-2 LSC)

Lone Star Conference Tournament Champions NCAA Sweet Sixteen

Date	Opponent	Score
8/31	Incarnate Word	W, 3-1
9/2	St. Edward's	L, 2-0
9/7	St. Mary's (CA)	W, 2-0
9/19	Southwestern Okla. State*	W, 3-0
9/24	Fort Lewis	W, 4-1
9/26	Metro State	L, 1-0
9/28	Colorado Christian	W, 4-1
10/3	Texas A&M Commerce*	L, 3-2
10/5	Texas Woman's*	T, 1-1
10/10	Oklahoma City	W, 6-1
10/17	Angelo State*	T, 0-0
10/19	Midwestern State*	W, 2-0
10/24	East Central*	W, 4-0
10/26	Northeastern State*	W, 6-0
10/31	Central Oklahoma*	W, 2-0
11/7	Angelo State+	W, 2-0
11/8	Central Oklahoma+	W, 2-0
11/10	Texas A&M Commerce+	W, 2-1
11/14	Tex. A&M Commerce%	W, 2-1
11/16	Metro State%	L, 1-0

2002

Record: 13-7-0 (6-4-0 LSC)

Lone Star Conference Tournament Finals NCAA Regional Quarterfinals

Date	Opponent	Score
9/3	Oklahoma Christian	W, 5-1
9/8	CSU-Pueblo	W, 4-1
9/10	Texas Tech	W, 2-1
9/15	Angelo State*	L, 2-1
9/17	Oklahoma City	L, 1-0
9/22	St. Edward's	W, 1-0
9/27	New Mexico Highlands	W, 4-0
10/4	Texas Woman's*	W, 9-1
10/6	Fort Lewis	W, 3-0
10/7	Dallas Baptist	W, 7-0
10/13	Incarnate Word	W, 6-0
10/18	Texas A&M Commerce*	W, 3-0
10/20	Midwestern State*	W, 2-0
10/25	Northeastern State*	W, 4-2
10/27	East Central*	W, 2-0
10/29	Southwestern Okla. State*	W, 2-0
11/1	Central Oklahoma*	W, 1-0
11/8	Northeastern State+	W, 3-2
11/10	Central Oklahoma+	L, 2-1
11/13	Metro State%	L, 2-1

2001

Record: 16-4-0 (7-0-0 LSC)

Lone Star Conference Tournament Champions NCAA Regional Quarterfinals

Date	Opponent	Score
8/26	New Mexico Highlands	W, 1-0
8/31	Colorado Christian	W, 1-0
9/3	CSU-Pueblo	W, 2-0
9/7	St. Mary's (TX)	L, 1-0
9/9	Incarnate Word	L, 3-1
9/19	Midwestern State*	W, 3-0
9/27	Metro State	W, 5-1
9/29	Fort Lewis	W, 6-1
10/4	St. Edward's	W, 1-0
10/6	Texas A&M Commerce*	W, 3-0
10/10	Texas Tech	L, 1-0
10/13	Angelo State*	W, 2-0
10/15	Dallas Baptist	W, 6-0
10/18	Southwestern Okla. State*	W, 5-0
10/21	Central Oklahoma*	W, 1-0
10/26	East Central*	W, 2-0
10/28	Northeastern State*	W, 2-0
11/3	Midwestern State+	W, 2-0

YEAR-BY-YEAR RESULTS

11/4	Central Oklahoma+	W, 1-0
11/7	Incarnate Word%	L, 1-0

2000

Record: **12-5-1 (4-3-0 LSC)**

Lone Star Conference Tournament Quarterfinals

Date	Opponent	Score
8/25	Colorado Christian	W, 2-0
8/27	Metro State	W, 3-0
9/1	Incarnate Word	W, 4-2
9/4	Colorado Mesa	W, 1-0
9/8	Texas Wesleyan	W, 2-0
9/10	St. Edward's	W, 4-0
9/14	Texas Tech	L, 3-2
9/21	CSU-Pueblo	T, 1-1
9/23	New Mexico Highlands	W, 5-0
9/30	St. Mary's	W, 3-0
10/4	Midwestern State*	W, 2-0
10/7	Texas A&M Commerce*	W, 3-0
10/13	Angelo State*	L, 2-1
10/19	Southwestern Okla. State*	L, 4-0
10/22	East Central*	W, 1-0
10/27	East Central	L, 1-0
10/28	Northeastern State*	L, 3-2
11/3	East Central+	L, 3-2 (OT)

1999

Record: **9-6-4 (6-0-3 LSC)**

Lone Star Conference Tournament Quarterfinals

Date	Opponent	Score
8/27	Northern Colorado	L, 2-0
8/29	CSU-Pueblo	L, 2-1 (OT)
9/3	Texas Tech	L, 3-2 (OT)
9/5	Fort Lewis	W, 1-0
9/10	Texas Wesleyan	W, 1-0
9/18	Incarnate Word	L, 2-1 (OT)
9/20	St. Mary's	T, 1-1
9/25	New Mexico Highlands	W, 3-1
9/29	Northeastern State*	W, 2-0
10/3	Central Oklahoma*	T, 0-0
10/5	Southwestern Okla. State*	W, 8-1
10/8	Metro State	L, 2-1
10/15	Harding*	W, 5-1
10/16	Ouachita Baptist*	W, 10-0
10/22	Angelo State*	W, 4-0
10/24	Midwestern State*	T, 2-2
10/29	East Central*	W, 4-3 (OT)
10/31	Texas A&M Commerce	T, 0-0
11/6	Midwestern State+	L, 2-1

1998

Record: **15-3-1 (6-1-0 LSC)**

Lone Star Conference Tournament Semifinals

Date	Opponent	Score
8/26	Fort Lewis	W, 3-2 (OT)
8/28	Colorado Mesa	L, 2-1
9/4	Incarnate Word	W, 3-1
9/6	New Mexico Highlands	W, 10-0
9/11	Oklahoma Christian	W, 6-0
9/12	Okla. Science & Arts	W, 4-0
9/16	Univ. of the Southwest	W, 6-0
9/20	Central Oklahoma*	W, 5-1
9/23	St. Gregory's	W, 4-0
10/2	Colorado Christian	W, 4-2
10/8	Texas Wesleyan	W, 2-1
10/10	Southwestern Okla. State*	W, 9-0
10/16	Harding*	W, 7-0
10/18	Texas A&M Commerce*	W, 2-0
10/23	Angelo State*	W, 3-1
10/25	Midwestern State*	L, 2-0
10/30	East Central*	W, 3-0
11/6	Angelo State	T, 2-2 (PK)
11/7	Midwestern State	L, 2-0

1997

Record: **13-7-0 (6-4-0 LSC)**

Lone Star Conference Tournament Champions

Date	Opponent	Score
9/1	Univ. of the Southwest	W, 6-0
9/7	CSU-Pueblo	L, 1-0
9/11	East Central*	W, 9-0
9/16	New Mexico Highlands	W, 2-0
9/20	Texas A&M Commerce	W, 1-0 (OT)
9/25	Univ. of the Southwest	W, 5-0
9/30	Texas A&M Commerce	L, 1-0
10/3	Denver	L, 3-2
10/5	Northern Colorado	L, 4-1
10/8	Angelo State*	W, 2-0
10/10	Northeastern State*	L, 2-1 (OT)
10/12	East Central*	W, 4-1
10/18	Midwestern State*	W, 2-0

10/21	Hardin-Simmons	W, 4-0
10/24	Angelo State*	L, 2-1 (OT)
10/26	Colorado Christian	W, 2-1
10/28	Northeastern State*	W, 3-1
11/3	Midwestern State*	L, 1-0
11/8	Texas A&M Commerce+	W, 1-0
11/9	Midwestern State+	W, 1-0

1996

Record: **12-4-0 (5-1-0 LSC)**

Lone Star Conference Tournament Finals

Date	Opponent	Score
9/1	Univ. of the Southwest	W, 3-0
9/10	Hardin-Simmons	W, 5-1
9/17	NM Highlands	W, 1-0
9/21	Univ. of the Southwest	W, 2-0
9/25	Midwestern State*	W, 5-3 (OT)
9/28	UT-El Paso	W, 3-2
9/29	CSU-Pueblo	L, 1-0
10/2	Midwestern State*	L, 4-0
10/5	Texas A&M Commerce	W, 2-1
10/11	Angelo State*	W, 2-1
10/12	St. Mary's	W, 3-2 (OT)
10/16	CSU-Pueblo	L, 3-1
10/19	Angelo State*	W, 3-0
10/26	Texas A&M Commerce*	W, 2-0
11/2	Texas A&M Commerce+	W, 1-0 (OT)
11/3	Midwestern State+	L, 2-1

POST SEASON AWARDS

ALL-AMERICAN

UNITED SOCCER COACHES

2001	Kathy Clutterbuck	3rd Team
2004	Sarit Shenar	1st Team
2006	Sarit Shenar	1st Team
2012	Leslie Briggs	2nd Team
2018	Hannah Kelley-Lusk	3rd Team
2021	Hannah Kelley-Lusk	1st Team

DAKTRONICS/ D2CCA

2008	Elisabeth Markussen	Hon. Mention
2009	Lindsay McHorse	2nd Team
2009	Kelly Skehan	Hon. Mention
2012	Leslie Briggs	1st Team
2021	Hannah Kelley-Lusk	1st Team
2022	Asha James	2nd Team
2022	Maria-Frances Serrant	3rd Team

ACADEMICS

2006	Sarit Shenar	2nd Team
2020	Hannah Kelley-Lusk	2nd Team
2021	Hannah Kelley-Lusk	1st Team

ALL-REGION

UNITED SOCCER COACHES

2001	Kathy Clutterbuck	1st Team
2001	Heather McCullough	1st Team
2001	Kylie Garrett	1st Team
2001	Jamie Griffis-Roach	2nd Team
2001	Jessica Rodriguez	2nd Team
2003	Sarit Shenar	2nd Team
2003	Chriss Arndt	2nd Team
2003	Ashleigh Scott	2nd Team
2004	Sarit Shenar	1st Team
2004	Katie Henley	1st Team
2004	Roxy Sides	1st Team
2004	Jamie Griffis-Roach	2nd Team
2004	Nicole deJongh	2nd Team
2005	Katie Henley	2nd Team
2005	Roxy Sides	2nd Team
2005	Misti Northcutt	2nd Team
2006	Sarit Shenar	1st Team
2006	Adi Stein	1st Team
2006	Kayla Sisco	1st Team
2007	Elisabeth Markussen	1st Team
2007	Kayla Sisco	2nd Team
2007	Adi Stein	2nd Team
2008	Adi Stein	1st Team
2008	Elisabeth Markussen	1st Team
2008	Kayla Sisco	2nd Team
2012	Leslie Briggs	1st Team
2012	Becky Peth	3rd Team
2013	Rhea Belgrave	2nd Team
2014	Rhea Belgrave	3rd Team
2015	Karyn Forbes	3rd Team
2016	Karyn Forbes	1st Team
2016	Khadira Debesette	2nd Team
2016	Khadisha Debesette	3rd Team
2017	Khadira Debesette	2nd Team
2017	Khaline Jacob	3rd Team
2018	Cheyenne Orozco	1st Team
2018	Hannah Kelley-Lusk	1st Team
2018	Khadira Debesette	2nd Team
2018	Khadisha Debesette	2nd Team
2019	Hannah Kelley-Lusk	2nd Team
2021	Hannah Kelley-Lusk	1st Team
2021	Asha James	2nd Team
2022	Asha James	1st Team
2022	Maria-Frances Serrant	1st Team
2022	Emily Avila	2nd Team

DAKTRONICS/D2CCA

1996	Alicia Arias	1st Team
1996	Suzana Arias	1st Team
1996	Amy Daniels	1st Team

2006	Sarit Shenar	1st Team
2007	Elisabeth Markussen	2nd Team
2008	Elisabeth Markussen	1st Team
2009	Lindsay McHorse	1st Team
2009	Kelly Skehan	1st Team
2009	Miriam Dominguez	2nd Team
2010	Nadia James	2nd Team
2012	Leslie Briggs	1st Team
2013	Jessie Thomas	1st Team
2013	Emily Krenek	2nd Team
2013	Dom Premac	2nd Team
2013	Rhea Belgrave	2nd Team
2014	Rhea Belgrave	1st Team
2014	Emily Krenek	1st Team
2015	Karyn Forbes	1st Team
2015	Khadisha Debesette	2nd Team
2015	Khadira Debesette	2nd Team
2016	Khadira Debesette	1st Team
2016	Karyn Forbes	2nd Team
2017	Marlene van Mourik	2nd Team
2018	Khadisha Debesette	1st Team
2018	Cheyenne Orozco	1st Team
2018	Hannah Kelley-Lusk	2nd Team
2019	Hannah Kelley-Lusk	1st Team
2019	Cheyenne Orozco	2nd Team
2019	Khaline Jacob	2nd Team
2021	Hannah Kelley-Lusk	1st Team
2021	Asha James	2nd Team
2022	Asha James	1st Team
2022	Maria-Frances Serrant	1st Team
2022	Emily Avila	2nd Team
2022	Reagan Heelan	2nd Team

COSIDA ACADEMIC ALL-DISTRICT

2005	Sarit Shenar	
2005	Katie Henley	
2006	Sarit Shenar	
2009	Kayla Sisco	
2010	Taylor Cromeens	
2014	Emily Krenek	
2015	Aryn Douroudian	
2018	Marlene van Mourik	
2018	Hannah Kelley-Lusk	
2018	Cheyenne Orozco	
2020	Hannah Kelley-Lusk	
2021	Hannah Kelley-Lusk	
2022	Kyndahl Britton	
2022	Reagan Heelan	
2022	Maliyah Mendoza	
2022	Mandy Stricker	
2022	Ashley Silvestre	

USC WOMEN'S SCHOLAR ALL-WEST REGION

2018	Courtney Dippel	
------	-----------------	--

ALL-LONE STAR CONFERENCE

1996	Julie Saylor	1st Team
1996	Lauri Perry	1st Team
1996	Amy Daniels	Hon. Mention
1996	Wendy Morris	Hon. Mention
1996	Tracy Striley	Hon. Mention
1997	Julie Saylor	1st Team
1997	Dawn Strawhacker	2nd Team
1997	Amy Brandt	2nd Team
1997	Lauri Perry	2nd Team
1997	Charlotte Hamburg	Hon. Mention
1998	Alicia Elemen	1st Team
1998	Dawn Strawhacker	1st Team
1998	Alina Apodaca	1st Team
1998	Julie Saylor	1st Team
1998	Courtney Massie	1st Team
1998	Amanda Ellis	2nd Team
1998	Amy Brandt	Hon. Mention
1998	Amy Daniels	Hon. Mention
1998	Laura Faubion	Hon. Mention
1999	Amanda Ellis	1st Team
1999	Kathy Clutterbuck	2nd Team

1999	Alicia Apodaca	2nd Team
1999	Dawn Strawhacker	2nd Team
1999	Lauren Faubion	2nd Team
1999	Alicia Elemen	Hon. Mention
2000	Daisy Lopez	1st Team
2000	Dawn Strawhacker	1st Team
2000	Sharra Mitchell	2nd Team
2000	Ashleigh Scott	2nd Team
2000	Amy Brandt	2nd Team
2000	Jamie Griffis-Roach	2nd Team
2000	Kellie Garrett	Hon. Mention
2000	Heather McCullough	Hon. Mention
2001	Kathy Clutterbuck	1st Team
2001	Kellie Garrett	1st Team
2001	Heather McCullough	1st Team
2001	Jamie Griffis-Roach	1st Team
2001	Aubrie Hunter	2nd Team
2001	Jessica Rodriguez	2nd Team
2001	Sharra Mitchell	2nd Team
2001	Ashley Mosley	2nd Team
2002	Kathy Clutterbuck	1st Team
2002	Kellie Garrett	1st Team
2002	Jessica Rodriguez	2nd Team
2002	Ashleigh Scott	2nd Team
2002	Heather McCullough	2nd Team
2002	Ashley Mosley	Hon. Mention
2002	Sarit Shenar	1st Team
2003	Ashleigh Scott	1st Team
2003	Jamie Griffis-Roach	1st Team
2003	Whitney Cates	2nd Team
2004	Sarit Shenar	1st Team
2004	Katie Henley	1st Team
2004	Roxy Sides	1st Team
2004	Nicole deJongh	2nd Team
2004	Jamie Griffis-Roach	Hon. Mention
2005	Katie Henley	1st Team
2005	Roxy Sides	1st Team
2005	Misti Northcutt	1st Team
2005	Jessica Hartley	2nd Team
2005	Ashley Long	2nd Team
2005	Danae Fontana	Hon. Mention
2005	Elisabeth Markussen	Hon. Mention
2006	Sarit Shenar	1st Team
2006	Adi Stein	1st Team
2006	Kayla Sisco	2nd Team
2006	Samantha Calcote	2nd Team
2006	Elisabeth Markussen	Hon. Mention
2007	Elisabeth Markussen	1st Team
2007	Adi Stein	1st Team
2007	Kayla Sisco	Hon. Mention
2007	Taylor Cromeens	Hon. Mention
2007	Jessica Hartley	Hon. Mention
2008	Kayla Sisco	1st Team
2008	Elisabeth Markussen	1st Team
2008	Adi Stein	1st Team
2008	Taylor Cromeens	2nd Team
2008	Danae Fontana	2nd Team
2008	Miriam Dominguez	2nd Team
2008	Lindsay McHorse	Hon. Mention
2009	Nadia James	1st Team
2009	Kayla Sisco	1st Team
2009	Lindsay McHorse	1st Team
2009	Miriam Dominguez	1st Team
2009	Adi Stein	1st Team
2009	Kelly Skehan	2nd Team
2009	Melanie Shannon	Hon. Mention
2010	Nadia James	1st Team
2010	Melanie Shannon	2nd Team
2010	Berklee Watson	Hon. Mention
2010	Lindsay McHorse	Hon. Mention
2010	Taylor Cromeens	Hon. Mention
2011	Leslie Briggs	1st Team
2011	Berklee Watson	2nd Team
2011	Melissa Carnero	2nd Team
2012	Becky Peth	1st Team
2012	Leslie Briggs	1st Team
2012	Emily Krenek	2nd Team

2012	Rhea Belgrave	Hon. Mention
2012	Lindsay McHorse	Hon. Mention
2012	Yvette Bedoy	Hon. Mention
2013	Rhea Belgrave	1st Team
2013	Berklee Watson	2nd Team
2013	McKylie Calligan	2nd Team
2013	Yvette Bedoy	2nd Team
2014	Rhea Belgrave	1st Team
2014	Lucy Chalgren	2nd Team
2014	Peyton Williams	Hon. Mention
2014	Jessie Thomas	Hon. Mention
2014	Haley Girard	Hon. Mention
2015	Khadisha Debesette	1st Team
2015	Karyn Forbes	1st Team
2015	Brady Prescott	2nd Team
2016	Karyn Forbes	1st Team
2016	Khadidra Debesette	1st Team
2016	Khadisha Debesette	1st Team
2016	Brady Prescott	2nd Team
2016	Marlene van Mourik	2nd Team
2016	Ronnie Ajeto	Hon. Mention
2016	Courtney Dippel	Hon. Mention
2017	Cheyenne Orozco	1st Team
2017	Noir Hawash	2nd Team
2017	Khadidra Debesette	2nd Team
2017	Courtney Dippel	2nd Team
2017	Samantha Silvestre	Hon. Mention
2017	Jessica Diaz	Hon. Mention
2018	Hannah Kelley-Lusk	1st Team
2018	Cheyenne Orozco	1st Team
2018	Khadisha Debesette	1st Team
2018	Khadidra Debesette	1st Team
2018	Courtney Dippel	2nd Team
2018	Jessica Diaz	2nd Team
2018	Mackenzie Taylor	2nd Team
2018	Samantha Silvestre	2nd Team
2018	Khaline Jacob	2nd Team
2019	Hannah Kelley-Lusk	1st Team
2019	Khaline Jacob	2nd Team
2019	Shanelle Arjoon	3rd Team
2019	Emily Avila	3rd Team
2020	Jessica Diaz	1st Team
2020	Asha James	1st Team
2020	Cheyenne Orozco	1st Team
2020	Hannah Kelley-Lusk	1st Team
2021	Hannah Kelley-Lusk	1st Team
2021	Asha James	2nd Team
2021	Reagan Matacale	2nd Team
2021	Emily Avila	2nd Team
2021	Maliyah Mendoza	3rd Team
2022	Asha James	1st Team
2022	Emily Avila	1st Team
2022	Maria-Frances Serrant	1st Team
2022	Reagan Heelan	2nd Team
2022	Maliyah Mendoza	2nd Team
2022	Reagan Matacale	3rd Team

ACADEMIC ALL-LONE STAR CONFERENCE

1996	Wendy Morris
1996	Julie Saylor
1996	Tracy Striley
1997	Suzana Arias
1997	Laura Faubion
1997	Rachel McPhaul
1997	Wendy Morris
1997	Julie Saylor
1998	Amy Daniels
1998	Laura Faubion
1998	Julie Saylor
1999	Nicole Day
1999	Laura Faubion
2000	Nancy Lara
2001	Heather McCullough
2002	Ashleigh Scott
2003	Jamie Griffiths-Roach
2003	Ashleigh Scott
2004	Nicole deJongh
2004	Katie Henley
2005	Sarit Shenar
2006	Sarit Shenar
2012	Berklee Watson
2013	Berklee Watson
2013	Kassandra Thetford
2013	Emily Krenek
2014	Emily Krenek
2014	Jessie Thomas
2015	Lucy Chalgren
2015	Aryn Douroudian
2016	Courtney Dippel
2017	Courtney Dippel
2017	Marlene van Mourik
2018	Courtney Dippel
2018	Marlene van Mourik
2018	Cheyenne Orozco

2018	Hannah Kelley-Lusk
2018	Noir Hawash
2019	Marlene van Mourik
2020	Ashley Silvestre
2021	Hannah Kelley-Lusk
2021	Ashley Silvestre
2022	Ashley Silvestre
2022	Reagan Heelan
2022	Mandy Stricker

SPECIALTY AWARDS

LSC OFFENSIVE PLAYER OF THE YEAR

2004	Sarit Shenar
2006	Sarit Shenar
2007	Elisabeth Markussen
2008	Elisabeth Markussen
2012	Leslie Briggs
2018	Hannah Kelley-Lusk
2021	Hannah Kelley-Lusk

LSC PLAYER OF THE YEAR

2018	Hannah Kelley-Lusk
2021	Hannah Kelley-Lusk
2022	Maria-Frances Serrant

LSC FORWARD OF THE YEAR

2018	Hannah Kelley-Lusk
2021	Hannah Kelley-Lusk
2022	Maria-Frances Serrant

LSC MIDFIELDER OF THE YEAR

2016	Karyn Forbes
2022	Asha James

LSC DEFENSIVE PLAYER OF THE YEAR

1999	Amanda Ellis
2000	Dawn Strawhacker
2009	Kayla Sisco
2013	Rhea Belgrave
2018	Cheyenne Orozco

LSC ACADEMIC PLAYER OF THE YEAR

2004	Nicole deJongh
2006	Sarit Shenar
2021	Hannah Kelley-Lusk

LSC NEWCOMER OF THE YEAR

2022	Maria-Frances Serrant
------	-----------------------

LSC COACH OF THE YEAR

1996	Butch Lauffer
2001	Butch Lauffer
2008	Butch Lauffer
2012	Chad Webb
2016	Chad Webb
2018	Chad Webb

DAKTRONICS SOUTH CENTRAL REGION PLAYER OF THE YEAR

2012	Leslie Briggs
2021	Hannah Kelley-Lusk

ALL-AMERICANS



KATHY CLUTTERBUCK



SARIT SHENAR



ELISABETH MARKUSSEN



LINDSAY MCHORSE



KELLY SKEHAN



LESLIE BRIGGS



HANNAH KELLEY-LUSK



ASHA JAMES



MARIA-FRANCES SERRANT

ALL-AMERICANS

KATHY CLUTTERBUCK-NOR (1999-2002) / TORONTO, CANADA / MIDFIELDER



Kathy Clutterbuck-Nor had a prolific junior season in 2001, after which she was honored as West Texas A&M's first women's soccer All-American. She was honored as a member of the NSCAA All-American Third Team, in addition to being named NSCAA All-Midwest Region First Team and All-Lone Star Conference First Team. She was just as successful off the pitch as she was one of the five Lady Buffs to earn a place on the LSC Commissioner's Academic Honor Roll.

The Toronto, Ontario, native finished her four-year Lady Buff career in 2002 with 25 goals and 17 assists, including seven goals and eight assists as a senior. She was named NSCAA All-Midwest Region Second Team, All-LSC Tournament team and All-LSC First honoree. She helped lead her team to a 53-19-5 record and made the LSC tournament each of her four years. She was inducted into the WTAMU Hall of Champions in 2010.

YEAR	GP	GS	G	A	PTS	SHOTS	SHOT%	SOG	SOG%	GW	PK-ATT	MIN
1999	--	--	--	--	--	--	--	--	--	--	--	--
2000	17	--	5	1	11	36	0.139	--	--	--	--	--
2001	20	19	8	2	18	56	0.143	--	--	--	--	--
2002	20	19	7	8	22	61	0.115	--	--	2	0-0	--
TOTAL	57	38	20	11	51	153	0.333	--	--	2	0-0	--

SARIT SHENAR (2003-2006) / REHOVOT, ISRAEL / MIDFIELDER



Sarit Shenar is one of the most talented players to come through the Lady Buff women's soccer program in school history. She is the program's leader in most offensive categories, for career total and she is in the top two spots in most points in a season and goals in a season. She also holds two of the top three spots in most assists in a season with 16 which tops in the school's annals and 10 in 2004 which is good for third.

As a sophomore, she became the first Lady Buff to earn NSCAA first team All-American accolades. She was a first team All-Midwest Region selection, first team All-LSC Honoree and was named the LSC Offensive Player of the Year after scoring a school-record 24 goals, 10 assists for 58 points. She earned All-American honors for the second time in her career in 2006 when she was named first team NSCAA All-American after tallying 22 goals and 16 assists while leading the Lady Buffs to the NCAA tournament. She was inducted in the WTAMU Hall of Champions in 2012.

YEAR	GP	GS	G	A	PTS	SHOTS	SHOT%	SOG	SOG%	GW	PK-ATT	MIN
2003	16	--	21	5	47	--	--	--	--	--	--	--
2004	18	--	24	10	58	97	0.247	60	0.619	5	4-4	--
2005	9	7	2	16	20	33	0.212	16	0.485	2	0-0	--
2006	19	18	22	14	58	75	0.293	44	0.587	8	3-4	--
TOTAL	62	25	69	45	196	205	0.337	102	0.498	25	7-8	--

ELISABETH MARKUSSEN (2005-2008) / BORKUP, DENMARK / MIDFIELDER



Elisabeth Markussen was named to the Daktronics NCAA Division II All-American honorable mention team as a senior in 2008. Markussen became one of the most explosive offensive forces in the region that season, scoring 18 goals and adding nine assists for the Lady Buffs who won their second-consecutive Lone Star Conference Championship in 2008.

Markussen tallied three hat-tricks during her senior season, as well as upping her career total in goals to 48, which is the third most in WT history. She was named the LSC Preseason and Regular Season Offensive Player of the Year.

She holds numerous positions in the Lady Buff record book. For her career accolades, Markussen ranks third in points and third in goals. She is tied for the Lady Buff record for points in a match with eight, and accolade she has achieved twice in her career. She also owns the most career hat-tricks in Lady Buff history with five.

YEAR	GP	GS	G	A	PTS	SHOTS	SHOT%	SOG	SOG%	GW	PK-ATT	MIN
2005	17	--	4	2	10	28	0.143	13	0.464	1	0-0	--
2006	18	17	13	5	31	45	0.289	33	0.511	2	0-0	--
2007	20	19	14	4	32	73	0.192	--	--	4	0-0	--
2008	21	20	18	9	45	78	0.231	--	--	3	0-0	--
TOTAL	76	56	49	20	118	191	0.337	46	0.630	10	0-0	--

ALL-AMERICANS

LINDSAY MCHORSE (2008-2012) / GEORGETOWN, TX



Lindsay McHorse finished her career as one of the most decorated players in the history of the women's soccer program at WT. She finished her career having played in more than 80 matches and 6,500 minutes for the maroon and white. She was a nightmare for opposing defenses as she scored 37 career goals to go along with 19 assists for 93 career points. She had a knack for scoring goals in the biggest moments as her 12 career game winning goals are the second most in school history. The Georgetown, Texas native had arguably her best season in 2009 as she was a driving force for the Lady Buffs squad that made its first and only appearance in the Elite Eight in program history. She recorded career-highs in goals (13), assists (8), points (34) and game winning goals (7) on her way to being named to the Daktronics All-American Second Team, Daktronics All-South Central First Team and Lone Star Conference First Team.

YEAR	GP	GS	G	A	PTS	SHOTS	SHOT%	SOG	SOG%	GW	PK-ATT	MIN
2008	21	13	14	4	32	42	0.333	--	--	2	0-0	1409
2009	21	21	13	8	34	39	0.333	22	0.564	7	0-0	1777
2010	18	17	6	2	14	42	0.143	26	0.619	1	2-2	1586
2011	2	0	0	0	0	0	0.000	0	0.000	0	0-0	19
2012	21	21	4	5	13	28	0.143	15	0.536	2	0-0	1760
TOTAL	83	56	37	19	93	151	0.245	63	0.578	12	2-2	6551

KELLY SKEHAN (2009-2010) / SPRING, TEXAS / GOALKEEPER



Kelly Skehan made an immediate impact in goals for the Lady Buffs after joining the program in the fall of 2009 after spending two years at Navarro Junior College. She finished her career with an outstanding 0.92 goals against average making 155 saves in 36 career games and 3,263 minutes. Her career 19 wins are the fourth most wins in school history with 11 of those coming in her junior campaign.

The Spring, Texas native showed why she was considered one of the best goalkeepers in all of Division II in 2009 leading the Lady Buffs to the Elite Eight for the first time in program history. She earned Daktronics All-America Honorable Mention, Daktronics All-South Central Region First Team and All-Lone Star Conference honors after finishing the season ranked 13th in the nation in save percentage (.869). She also finished second in the LSC in shutouts per game (0.44), shutouts (8) and save percentage.

YEAR	GP	MIN	GA	GAAvg	SAVES	SAVE%	W	L	T	Sho	SF
2009	18	1650	11	0.60	73	0.869	11	3	4	8	149
2010	18	1633	20	1.10	82	0.804	8	7	3	45	188
TOTAL	36	3283	33	0.92	155	0.824	19	10	7	125	337

LESLIE BRIGGS (2011-2012) / CARROLTON, TEXAS / FORWARD



Leslie Briggs completed her WT career in 2012 in outstanding form as she earned NSCAA second team All-American accolades. The Carrollton, Texas native had an impressive senior campaign as she was the only Lone Star Conference student-athlete to make any of the NSCAA All-America teams while also being named Daktronics first team All-America selection.

Briggs earned Daktronics South Central Regional Player of the Year honors after leading the Lady Buffs to a LSC regular season and conference tournament championship. She was named the league's Offensive Payer of the Year and took home tournament Most Valuable Player honors after scoring three goals, including the game-winner in double-overtime against Incarnate Word. She finished 2012 ranked third nationally in goals, fourth in points and seventh in game winning goals.

YEAR	GP	GS	G	A	PTS	SHOTS	SHOT%	SOG	SOG%	GW	PK-ATT	MIN
2005	18	18	11	4	26	78	0.141	39	0.500	4	1-1	--
2006	21	21	19	7	45	119	0.160	47	0.395	6	2-2	--
TOTAL	39	39	30	11	71	197	0.152	86	0.437	10	3-3	--

ALL-AMERICANS

HANNAH KELLEY-LUSK (2017-2021) / FARMINGTON, NEW MEXICO / FORWARD



Hannah Kelley-Lusk has appeared in 71 matches including 66 starts during her 5-year career at WT where she has scored 57 goals with 24 assists for 138 points. After transferring from the University of New Mexico, the Farmington, New Mexico native scored three goals and one assist in 2017 helping WT reach the NCAA postseason after winning the LSC Tournament title. Kelley-Lusk had a breakout season in 2018 where she earned All-American honors for the first time in her career after accumulating a total of 24 points for the Lady Buffs. She was named the LSC Player and Forward of the Year after scoring nine goals, including four game-winners and a team high six assists while leading the Lady Buffs to their first South Central Regional Championship since 2009. She recorded her first multi goal game in a 7-0 victory over UT Permian Basin. Kelley-Lusk continued to accumulate honors during the 2019, 2020, and 2021 seasons. In 2019 she was named to the First Team All-LSC, Second Team United Soccer Coaches All-Region, and First Team D2CCA All South-Central Region. In 2020 she was named to the All-LSC team, First Team United Soccer Coaches All-Region, First Team D2CCA All-American, First Team United Soccer Coaches All-American, CoSIDA Academic All-District team, LSC Forward of the Year, and CoSIDA Second Team All-American. In 2021 she was named to the LSC All-Tournament team, she was named the LSC Forward of the Year, D2CCA Region Player of the Year, LSC Player of the Year, and the Ron Lenz National Player of the Year.

YEAR	GP	GS	G	A	PTS	SHOTS	SHOT%	SOG	SOG%	GW	PK-ATT	MIN
2017	11	9	3	1	7	25	0.120	11	0.440	1	0-0	866
2018	14	14	9	6	24	68	0.132	32	0.471	4	0-0	1175
2019	18	17	10	5	25	87	0.115	42	0.483	5	0-0	1533
2020	10	10	9	2	20	45	0.200	25	0.556	1	0-0	897
2021	18	18	26	10	62	96	0.271	59	0.615	5	0-0	1597
TOTAL	71	66	57	24	138	321	0.178	169	0.526	16	0-0	6068


ASHA JAMES (2020-2022) / CANAAN, TRINIDAD & TOBAGO / MIDFIELDER



Asha James was named to the D2CCA NCAA Division II All-America second team as a junior in 2022. Teaming up with fellow All-American Maria-Frances Serrant, James helped the Lady Buffs to one of the most feared attacks in Division II. She holds numerous positions in the Lady Buff record book. For her career accolades, James ranks seventh in points and tied for seventh in goals. She also ranks third in total shots. For her career, James received LSC All-Tournament team (2020), LSC Newcomer of the Year (2020), Second Team All-LSC (2021), D2CCA Second Team All-South Central Region (2021), LSC Preseason Offensive Player of the Year (2022), First Team All-Conference (2022), LSC Midfielder of the Year (2022), D2CCA All-South Central Region First Team, United Soccer Coaches First Team All-South Central Region, and D2CCA All-America Second Team.

YEAR	GP	GS	G	A	PTS	SHOTS	SHOT%	SOG	SOG%	GW	PK-ATT	MIN
2020	10	10	4	3	11	35	0.114	12	0.343	2	0-0	806
2021	20	20	14	3	31	94	0.149	45	0.479	1	2-2	1762
2022	22	22	11	7	29	82	0.134	34	0.415	2	1-3	1937
Total	52	52	29	13	71	211	0.137	91	0.431	5	3-5	4505

MARIA-FRANCES SERRANT (2022) / PORT OF SPAIN, TRINIDAD & TOBAGO / FORWARD



Maria-Frances Serrant made an immediate impact for the Lady Buffs after joining the program in the fall of 2022 after spending one year at Corban University. In just one season, Serrant posted 17 goals and four assists. Her points, goals, and game-winning goals all ranked inside the top 10 marks for an individual season. Serrant became just the fourth Lady Buff in history to record more than one hat trick in their career as she recorded three goals against Fort Lewis and an additional three against Eastern New Mexico. The Port of Spain, Trinidad & Tobago native showed why she was considered one of the best attackers in all of Division II in 2022 leading the Lady Buffs to the second round of the NCAA Tournament. She earned D2CCA All-America Third Team, D2CCA All-South Central Region First Team, United Soccer Coaches First Team All-South Central Region, Lone Star Conference Forward of the Year, Newcomer of the Year, and Player of the Year along with First Team All-Conference honors.

YEAR	GP	GS	G	A	PTS	SHOTS	SHOT%	SOG	SOG%	GW	PK-ATT	MIN
2022	22	22	17	4	38	102	0.167	60	0.588	6	0-0	1882
Total	22	22	17	4	38	102	0.167	60	0.588	6	0-0	1882

WT VS. ALL OPPONENTS

OPPONENT	W	L	T				
Abilene Christian	4	4	1	St. Edward's	8	2	3
Adams State	7	1	0	St. Gregory's	1	0	0
Angelo State	22	15	7	St. Mary's (TX)	11	1	4
Cal State-Dominguez Hills	0	1	0	Southern Nazarene	3	1	0
Central Oklahoma	11	6	3	Southwestern Okla. State	18	1	1
Central Missouri	0	0	1	Texas A&M Commerce	29	15	2
Colorado Christian	5	0	0	Texas A&M International	4	1	0
Colorado Mesa	1	1	1	Texas Tech	1	4	0
Colorado School of Mines	0	5	0	Texas Wesleyan	5	0	0
Colorado State-Pueblo	7	5	1	Texas Woman's	18	9	4
Dallas Baptist	3	12	1	Texas El-Paso	1	1	0
Denver	0	1	0	Truman State	1	0	0
Dixie State	1	0	0	Tusculum	1	0	0
Drury	1	0	0	UC Colorado Springs	2	4	1
East Central	14	2	0	UC San Diego	0	1	0
Eastern New Mexico	19	7	3	Univ. of the Southwest	6	0	0
Emporia State	1	0	0	UT Permian Basin	21	0	0
Fort Lewis	10	1	0	UT Tyler	4	0	0
Harding	2	0	0	Washburn	0	2	0
Hardin-Simmons	2	0	0	Wayland Baptist	1	0	0
Incarnate Word	8	7	0	Western Colorado	0	1	0
Lubbock Christian	3	1	1	Totals	324	159	42
Midwestern State	25	23	3	SUPERLATIVES			
MSU Denver	2	12	0	Record	324-159-42		
New Mexico Highlands	14	2	2	Home Games	178-45-19		
New Mexico State	1	0	0	Road Games	126-102-15		
Northeastern State	12	3	0	Neutral Games	19-13-7		
Northern Colorado	0	2	0	Current Streak	L1		
Northwestern Oklahoma State	1	0	0	Last Five	2-3-0		
Oklahoma Baptist	3	2	0	Last 10	5-3-2		
Oklahoma Christian	5	0	1	Last 15	7-4-2		
Oklahoma City	1	1	1	Last 20	12-4-2		
Oklahoma Science & Arts	1	0	0	Longest Streak	W13 (Twice)		
Ouachita Baptist	1	0	0	Goals Scored	1,180		
Regis	0	2	0	Goals Allowed	547		
Rollins	1	0	0	Most Faced Opponent	Midwestern State (51)		

SEASON OPENERS

Opponent	W	L	T				
University of the Southwest	1	0	0	CSU-Pueblo	0	1	0
University of the Southwest	1	0	0	CSU-Pueblo	1	0	0
Fort Lewis	1	0	0	Abilene Christian	0	1	0
Northern Colorado	0	1	0	Fort Lewis	1	0	0
Colorado Christian	1	0	0	Emporia State	1	0	0
New Mexico Highlands	1	0	0	Total	17	9	1
Oklahoma Christian	1	0	0	SUPERLATIVES			
Incarnate Word	1	0	0	Record	17-9-1		
UTEP	0	1	0	Home Games	7-4-0		
Texas Tech	0	1	0	Road Games	8-4-0		
New Mexico Highlands	1	0	0	Neutral Games	2-1-1		
New Mexico Highlands	1	0	0	Current Streak	W2		
University of the Southwest	1	0	0	Last Five	3-2-0		
New Mexico Highlands	1	0	0	Last 10	3-6-1		
Rollins	1	0	0	Longest Streak	W6		
UT- Permian Basin	1	0	0	Goals Scored	73		
Colorado Mesa	0	0	1	Goals Allowed	25		
MSU Denver	0	1	0	Most Faced Opponent	(3) Colorado Christian		
MSU Denver	0	1	0		MSU Denver		
MSU Denver	0	1	0		University of the Southwest		
MSU Denver	0	1	0				
Adams State	1	0	0				

SERIES HISTORY

OVERALL RECORD: 309-153-38 (.618)

*Conference Game/+Conference Tournament
%NCAA Tournament

A

ABILENE CHRISTIAN (4-4-1)

DATE	SCORE	W/L/T	H/A/N
SEPT. 28, 2007	3-1	W	H
OCT. 31, 2008	2-1	W	A
OCT. 25, 2009	0-0	T	H
OCT. 8, 2010	4-1	L	A
SEPT. 25, 2011	2-0	L	H
OCT. 30, 2011	1-0	L	A
SEPT. 26, 2012	3-1	W	A
OCT. 5, 2012	2-0	W	H
FEB. 5, 2020	1-0	L	H

ADAMS STATE (7-1)

DATE	SCORE	W/L/T	H/A/N
AUG. 27, 2004	8-0	W	N
AUG. 26, 2006	4-0	W	A
AUG. 27, 2007	7-1	W	H
SEPT. 1, 2017	1-0	W	H
SEPT. 7, 2018	3-1	W	A
SEPT. 14, 2019	1-2	L	H
SEPT. 11, 2021	9-0	W	H
AUG. 28, 2022	3-0	W	A

ANGELO STATE (22-15-7)

DATE	SCORE	W/L/T	H/A/N
OCT. 11, 1996	2-1	W	A
OCT. 19, 1996	3-0	W	H
OCT. 8, 1997	2-0	W	H
OCT. 24, 1997	2-1	L	A
OCT. 23, 1998	3-1	W	H
NOV. 6, 1998	2-2	T	N
OCT. 22, 1999	4-0	W	H
OCT. 13, 2000	2-1	L	A
OCT. 13, 2001	2-0	W	H
SEPT. 15, 2002	2-1	L	A
OCT. 17, 2003	0-0	T	H
NOV. 7, 2003	3-0	W	N
OCT. 15, 2004	1-0	L	A
NOV. 4, 2004	3-0	W	N
OCT. 12, 2005	1-0	W	H
SEPT. 21, 2006	2-2	T	A
SEPT. 30, 2007	3-0	W	H
NOV. 1, 2007	2-2	T	N
NOV. 2, 2008	2-1	W	A
OCT. 23, 2009	3-1	W	H
OCT. 15, 2010	2-0	L	A
SEPT. 30, 2011	1-1	T	A
OCT. 21, 2011	1-0	L	H
SEPT. 28, 2012	2-0	W	H
OCT. 21, 2012	2-1	W	A
OCT. 11, 2013	2-1	L	A
NOV. 8, 2013	1-0	W	A
OCT. 10, 2014	2-0	L	H
OCT. 26, 2014	3-0	L	A
OCT. 2, 2015	2-0	L	A
OCT. 18, 2015	2-0	L	H
NOV. 6, 2015	1-0	W	A
SEPT. 30, 2016	2-1	L	H

OCT. 16, 2015	1-0	W	A
SEPT. 29, 2017	2-2	T	A
OCT. 15, 2017	1-0	L	H
NOV. 5, 2017	1-0	W	A
NOV. 10, 2017	1-0	W	N
OCT. 7, 2018	0-0	T	A
OCT. 26, 2018	2-1	W	H
OCT. 17, 2019	4-1	W	H
OCT. 13, 2021	1-2	L	A
OCT. 5, 2022	1-0	W	H

C

CAL STATE-DOMINGUEZ HILLS (0-1)

DATE	SCORE	W/L/T	H/A/N
NOV. 22, 2009	5-2	L	A

CENTRAL OKLAHOMA (11-6-3)

DATE	SCORE	W/L/T	H/A/N
SEPT. 20, 1998	5-1	W	A
OCT. 3, 1999	0-0	T	H
OCT. 22, 2000	2-1	L	A
OCT. 21, 2001	1-0	W	H
NOV. 4, 2001	1-0	W	N
NOV. 1, 2002	2-1	L	A
NOV. 10, 2002	2-1	W	H
OCT. 31, 2003	2-0	W	H
NOV. 8, 2003	2-0	W	N
OCT. 28, 2004	1-1	T	A
NOV. 5, 2004	1-0	W	N
OCT. 23, 2005	1-0	L	H
OCT. 13, 2006	1-0	L	A
OCT. 14, 2007	2-0	L	H
NOV. 4, 2007	2-1	W	A
OCT. 12, 2008	4-1	W	A
NOV. 7, 2008	5-1	W	H
OCT. 2, 2009	1-0	W	H
NOV. 8, 2009	1-1	T	H
OCT. 29, 2010	2-1	L	A

CENTRAL MISSOURI (0-0-1)

DATE	SCORE	W/L/T	H/A/N
SEPT. 4, 2009	1-1	T	N

COLORADO CHRISTIAN (5-0)

DATE	SCORE	W/L/T	H/A/N
OCT. 26, 1997	2-1	W	H
OCT. 2, 1998	4-2	W	A
AUG. 25, 2000	2-0	W	H
AUG. 31, 2001	1-0	W	A
SEPT. 28, 2003	4-1	W	A

COLORADO-COLORADO SPRINGS (2-4-1)

DATE	SCORE	W/L/T	H/A/N
SEPT. 30, 2008	4-0	W	A
SEPT. 2, 2012	4-1	L	A
SEPT. 11, 2017	2-1	L	A
NOV. 12, 2017	1-0	L	A
SEPT. 3, 2018	2-1	W	H
NOV. 11, 2018	1-1	T	H
SEPT. 7, 2019	3-0	L	A

COLORADO MESA (1-1-1)

DATE	SCORE	W/L/T	H/A/N
AUG. 28, 1998	2-1	L	A

SEPT. 4, 2000	1-0	W	H
AUG. 31, 2012	3-3	T	N

COLORADO SCHOOL OF MINES (0-5)

DATE	SCORE	W/L/T	H/A/N
SEPT. 28, 2008	4-0	L	A
SEPT. 7, 2013	3-0	L	H
SEPT. 6, 2014	2-0	L	A
SEPT. 5, 2015	2-0	L	N
SEPT. 3, 2016	1-0	L	A

COLORADO STATE PUEBLO (7-5-1)

DATE	SCORE	W/L/T	H/A/N
SEPT. 29, 1996	1-0	L	H
OCT. 16, 1998	3-1	L	A
OCT. 7, 1997	1-0	L	A
AUG. 29, 1999	2-1	L	H
SEPT. 21, 2000	1-1	T	A
SEPT. 3, 2001	2-0	W	H
SEPT. 8, 2002	4-1	W	A
OCT. 1, 2004	4-0	W	H
OCT. 2, 2005	4-2	W	A
AUG. 31, 2007	2-0	W	N
SEPT. 1, 2018	0-2	L	H
SEPT. 5, 2019	2-0	W	A
SEPT. 10, 2022	3-0	W	H

D

DALLAS BAPTIST (3-12-1)

DATE	SCORE	W/L/T	H/A/N
OCT. 15, 2001	6-0	W	A
OCT. 7, 2002	7-0	W	H
SEPT. 23, 2010	2-1	W	H
SEPT. 5, 2011	1-0	L	A
SEPT. 8, 2012	2-1	L	H
SEPT. 14, 2013	1-0	L	A
SEPT. 20, 2014	1-0	L	H
SEPT. 26, 2015	4-0	L	A
NOV. 16, 2018	0-0	T	H
OCT. 12, 2019	0-1	L	A
FEB. 24, 2020	1-2	L	A
APR. 10, 2020	1-4	L	A
SEPT. 25, 2021	4-5	L	H
NOV. 12, 2021	1-3	L	A
SEPT. 24, 2022	0-3	L	A
NOV. 13, 2022	0-2	L	A

DENVER (0-1)

DATE	SCORE	W/L/T	H/A/N
OCT. 3, 1997	3-2	L	A

DIXIE STATE (1-0)

DATE	SCORE	W/L/T	H/A/N
SEPT. 20, 2006	4-2	W	H

DRURY (1-0)

DATE	SCORE	W/L/T	H/A/N
SEPT. 1, 2004	4-0	W	A

E

EAST CENTRAL (14-2)

DATE	SCORE	W/L/T	H/A/N
SEPT. 11, 1997	9-0	W	H
OCT. 12, 1997	4-1	W	H
OCT. 30, 1998	3-0	W	H

OCT. 29, 1999	4-3	W	A
OCT. 27, 2000	1-0	W	H
NOV. 3, 2000	3-2	L	N
OCT. 26, 2001	2-0	W	A
OCT. 27, 2002	2-0	W	H
OCT. 24, 2003	4-0	W	A
OCT. 22, 2004	7-0	W	H
OCT. 16, 2005	4-0	W	A
OCT. 6, 2006	5-0	W	H
OCT. 5, 2007	3-2	L	A
OCT. 3, 2008	4-2	W	H
NOV. 1, 2009	3-0	W	A
OCT. 24, 2010	6-0	W	H

EASTERN NEW MEXICO (19-7-3)

DATE	SCORE	W/L/T	H/A/N
OCT. 12, 2003	5-0	W	A
OCT. 8, 2004	3-1	W	H
SEPT. 21, 2005	5-2	W	A
SEPT. 16, 2006	4-1	W	H
SEPT. 23, 2007	2-1	L	A
SEPT. 15, 2008	7-1	W	H
SEPT. 26, 2009	1-0	L	A
SEPT. 28, 2010	2-0	W	H
SEPT. 23, 2011	2-1	L	A
OCT. 28, 2011	2-1	W	H
NOV. 3, 2011	1-0	W	N
SEPT. 11, 2012	3-0	W	H
OCT. 26, 2012	1-0	W	A
OCT. 6, 2013	4-1	L	A
OCT. 18, 2013	0-0	T	H
OCT. 3, 2014	1-0	L	H
OCT. 17, 2014	1-0	L	A
SEPT. 23, 2015	2-1	W	A
OCT. 30, 2015	3-1	W	H
OCT. 5, 2016	4-1	W	H
OCT. 26, 2016	1-0	W	A
OCT. 4, 2017	0-0	T	A
OCT. 25, 2017	1-1	T	H
SEPT. 26, 2018	3-1	W	H
OCT. 10, 2018	2-1	W	A
NOV. 2, 2018	1-0	L	H
SEPT. 27, 2019	2-1	W	H
OCT. 27, 2021	3-1	W	H
OCT. 19, 2022	4-1	W	A

EMPORIA STATE (1-0)

DATE	SCORE	W/L/T	H/A/N
AUG. 26, 2022	3-0	W	H

F

FORT LEWIS (10-1)

DATE	SCORE	W/L/T	H/A/N
AUG. 26, 1998	3-2	W	A
OCT. 5, 1999	1-0	W	H
SEPT. 29, 2001	6-1	W	A
OCT. 6, 2002	3-0	W	H
SEPT. 24, 2003	4-1	W	A
AUG. 28, 2006	3-1	W	H
SEPT. 10, 2010	1-0	L	H
SEPT. 3, 2017	2-0	W	H
SEPT. 9, 2018	1-0	W	A
SEPT. 3, 2021	4-1	W	A
SEPT. 2, 2022	3-0	W	H

H

HARDING (2-0)

DATE	SCORE	W/L/T	H/A/N
OCT. 16, 1998	7-0	W	H
OCT. 15, 1999	5-1	W	A

HARDIN-SIMMONS (2-0)

DATE	SCORE	W/L/T	H/A/N
SEPT. 10, 1996	5-1	W	A
OCT. 21, 1997	4-0	W	H

I

INCARNATE WORD (8-7)

DATE	SCORE	W/L/T	H/A/N
SEPT. 4, 1998	3-1	W	H
SEPT. 18, 1999	2-1	L	A
SEPT. 1, 2000	4-2	W	H
SEPT. 9, 2001	3-1	L	A
NOV. 7, 2001	1-0	L	A
OCT. 13, 2002	6-0	W	H
AUG. 31, 2003	3-1	W	A
SEPT. 18, 2004	1-0	W	H
SEPT. 8, 2006	3-2	W	A
OCT. 17, 2010	2-1	L	A
OCT. 2, 2011	2-1	W	A
OCT. 23, 2011	2-1	L	H
SEPT. 30, 2012	4-1	L	H
OCT. 19, 2012	3-0	L	A
NOV. 4, 2012	3-2	W	H

L

LUBBOCK CHRISTIAN (3-1-1)

DATE	SCORE	W/L/T	H/A/N
SEPT. 17, 2013	1-0	W	H
OCT. 28, 2015	2-0	W	H
NOV. 7, 2019	2-3	L	N
OCT. 6, 2021	4-0	W	H
SEPT. 28, 2022	0-0	T	A

M

MIDWESTERN STATE (25-23-3)

DATE	SCORE	W/L/T	H/A/N
SEPT. 25, 1996	5-3	W	H
OCT. 2, 1996	4-0	L	A
NOV. 3, 1996	2-1	L	A
OCT. 18, 1997	2-0	W	H
NOV. 3, 1997	1-0	L	A
NOV. 9, 1997	1-0	W	H
OCT. 25, 1998	2-0	L	A
NOV. 7, 1998	2-0	L	N
OCT. 24, 1999	2-2	T	H
NOV. 6, 1999	2-1	L	A
OCT. 4, 2000	2-0	W	A
SEPT. 19, 2001	3-0	W	H
NOV. 3, 2001	2-0	W	H
OCT. 20, 2002	2-0	W	A
OCT. 19, 2003	2-0	W	H
OCT. 17, 2004	2-1	L	A
OCT. 7, 2005	1-0	W	H
NOV. 4, 2005	1-0	L	N
SEPT. 26, 2006	2-1	L	A
OCT. 26, 2007	3-2	L	H
NOV. 2, 2007	1-0	W	N
OCT. 24, 2008	3-2	L	A
OCT. 18, 2009	3-1	W	H
NOV. 9, 2009	1-0	W	H
OCT. 10, 2010	2-1	L	A

SEPT. 23, 2011	2-1	W	H
OCT. 7, 2011	5-0	L	A
NOV. 4, 2011	2-1	L	N
SEPT. 21, 2012	2-1	W	A
OCT. 7, 2012	4-1	L	H
NOV. 2, 2012	3-1	W	H
OCT. 13, 2013	1-0	L	A
OCT. 25, 2013	1-0	L	H
NOV. 10, 2013	2-2	T	N
OCT. 12, 2014	2-1	W	H
OCT. 24, 2014	2-1	L	A
OCT. 4, 2015	3-1	L	A
OCT. 16, 2015	1-1	T	H
NOV. 5, 2015	1-0	W	N
OCT. 7, 2016	2-1	W	A
OCT. 30, 2016	3-2	L	H
NOV. 4, 2016	1-0	L	N
OCT. 6, 2017	3-0	W	H
OCT. 29, 2017	3-1	W	A
SEPT. 28, 2018	2-0	W	A
OCT. 14, 2018	2-1	W	H
OCT. 31, 2019	3-1	W	H
MAR. 6, 2020	4-1	W	H
OCT. 23, 2021	2-3	L	A
OCT. 15, 2022	2-0	W	H
NOV. 5, 2022	1-2	L	N

MSU DENVER (2-12)

DATE	SCORE	W/L/T	H/A/N
OCT. 8, 1999	2-1	L	A
AUG. 27, 2000	3-0	W	H
SEPT. 27, 2001	5-1	W	A
NOV. 13, 2002	2-1	L	H
SEPT. 26, 2003	1-0	L	A
NOV. 16, 2003	1-0	L	A
NOV. 12, 2004	2-0	L	A
NOV. 3, 2006	2-3	L	A
NOV. 9, 2007	0-1	L	A
NOV. 9, 2012	4-1	L	N
SEPT. 5, 2013	2-0	L	H
SEPT. 4, 2014	2-0	L	A
SEPT. 3, 2015	2-0	L	N
SEPT. 1, 2016	2-0	L	A

N

NEW MEXICO HIGHLANDS (14-2-2)

DATE	SCORE	W/L/T	H/A/N
SEPT. 17, 1996	1-0	W	A
SEPT. 16, 1997	2-0	W	H
SEPT. 6, 1998	10-0	W	H
SEPT. 25, 1999	3-1	W	A
SEPT. 23, 2000	5-0	W	H
AUG. 26, 2001	1-0	W	A
SEPT. 27, 2002	4-0	W	H
AUG. 29, 2004	4-1	W	A
SEPT. 4, 2005	2-0	L	H
AUG. 24, 2006	5-1	W	A
AUG. 24, 2007	2-0	W	H
AUG. 30, 2008	3-1	W	A
AUG. 27, 2009	3-0	W	H
SEPT. 11, 2011	1-0	W	A
SEPT. 10, 2013	0-0	T	H
SEPT. 11, 2014	2-0	L	A
SEPT. 8, 2016	3-1	W	H
SEPT. 7, 2017	1-1	T	H

NEW MEXICO STATE (1-0)

DATE	SCORE	W/L/T	H/A/N
SEPT. 21, 2009	2-0	W	A

NORTHEASTERN STATE (12-3)

DATE	SCORE	W/L/T	H/A/N
OCT. 10, 1997	2-1	L	A
OCT. 28, 1997	3-1	W	H
SEPT. 29, 1999	2-0	W	A
AUG. 28, 2000	1-0	L	H
OCT. 28, 2001	2-0	W	A
OCT. 25, 2002	4-2	W	H
NOV. 8, 2002	3-2	W	H
OCT. 26, 2003	6-0	W	A
OCT. 24, 2004	5-0	W	H
OCT. 14, 2005	1-0	W	A
OCT. 8, 2016	4-1	W	H
OCT. 7, 2007	4-3	W	A
OCT. 5, 2008	8-0	W	H
OCT. 30, 2009	3-0	W	A
OCT. 22, 2010	2-1	L	H

NORTHERN COLORADO (0-2)

DATE	SCORE	W/L/T	H/A/N
SEPT. 9, 1997	4-1	L	A
AUG. 27, 1999	2-0	L	H

NORTHWESTERN OKLAHOMA STATE (1-0)

DATE	SCORE	W/L/T	H/A/N
SEPT. 1, 2005	3-1	W	H

O**OKLAHOMA BAPTIST (3-2)**

DATE S	SCORE	W/L/T	H/A/N
OCT. 9, 2017	0-1	L	A
SEPT. 11, 2018	3-0	W	H
SEPT. 21, 2019	0-1	L	A
SEPT. 9, 2021	3-0	W	H
SEPT. 6, 2022	5-0	W	A

OKLAHOMA CHRISTIAN (5-0-1)

DATE	SCORE	W/L/T	H/A/N
SEPT. 11, 1998	6-0	W	A
SEPT. 3, 2002	5-1	W	A
NOV. 2, 2019	10-0	W	H
MAR. 10, 2020	4-1	W	A
NOV. 3, 2021	1-0	W	A
OCT. 25, 2022	1-1	T	H

OKLAHOMA CITY (1-1-1)

DATE	SCORE	W/L/T	H/A/N
SEPT. 17, 2002	1-0	L	A
OCT. 10, 2003	6-1	W	H
AUG. 27, 2005	0-0	T	A

OKLAHOMA SCIENCE & ARTS (1-0)

DATE	SCORE	W/L/T	H/A/N
SEPT. 12, 1998	4-0	W	A

OUACHITA BAPTIST (1-0)

DATE	SCORE	W/L/T	H/A/N
OCT. 16, 1999	10-0	W	A

R**REGIS (0-2)**

DATE	SCORE	W/L/T	H/A/N
OCT. 3, 2004	2-1	L	H

SEPT. 20, 2005	3-0	L	A
----------------	-----	---	---

ROLLINS (1-0)

DATE	SCORE	W/L/T	H/A/N
SEPT. 4, 2010	3-0	W	N

S**ST. EDWARD'S (8-2-3)**

DATE	SCORE	W/L/T	H/A/N
SEPT. 10, 2000	4-0	W	H
OCT. 4, 2001	1-0	W	A
SEPT. 22, 2002	1-0	W	H
SEPT. 2, 2003	2-0	L	A
SEPT. 20, 2008	3-0	W	A
SEPT. 11, 2009	1-0	W	H
NOV. 20, 2009	0-0	T	N
SEPT. 17, 2010	2-2	T	A
SEPT. 20, 2013	0-0	T	N
OCT. 19, 2019	1-2	L	H
OCT. 20, 2021	3-2	W	H
OCT. 12, 2022	1-0	W	A
NOV. 1, 2022	2-1	W	H

ST. GREGORY'S (1-0)

DATE	SCORE	W/L/T	H/A/N
SEPT. 23, 1998	4-0	W	H

ST. MARY'S (TX) (11-1-4)

DATE	SCORE	W/L/T	H/A/N
OCT. 12, 1996	3-2	W	UNK
SEPT. 20, 1999	1-1	T	A
SEPT. 30, 2000	3-0	W	H
SEPT. 7, 2001	1-0	L	A
SEPT. 7, 2003	2-0	W	H
SEPT. 28, 2004	6-2	W	A
SEPT. 9, 2005	1-0	W	H
SEPT. 11, 2006	4-0	W	A
SEPT. 8, 2007	2-0	W	H
SEPT. 18, 2008	1-1	T	A
SEPT. 26, 2010	2-2	T	H
OCT. 25, 2019	1-0	W	A
OCT. 20, 2021	2-0	W	A
NOV. 9, 2021	3-2	W	H
OCT. 22, 2022	1-1	T	H
NOV. 11, 2022	2-1	W	N

SOUTHERN NAZARENE (3-1)

DATE	SCORE	W/L/T	H/A/N
OCT. 6, 2014	3-1	W	H
SEPT. 8, 2015	2-0	L	A
SEPT. 17, 2016	5-1	W	H
SEPT. 13, 2018	6-1	W	A

SOUTHWESTERN OKLAHOMA STATE (18-1-1)

DATE	SCORE	W/L/T	H/A/N
OCT. 10, 1998	9-0	W	H
OCT. 5, 1999	8-1	W	H
OCT. 19, 2000	4-0	W	A
OCT. 18, 2001	5-0	W	H
OCT. 29, 2002	2-0	W	A
SEPT. 19, 2003	3-0	W	H
OCT. 31, 2004	3-1	W	A
OCT. 21, 2005	4-1	W	H
OCT. 15, 2006	7-0	W	A
OCT. 12, 2007	2-1	W	H
OCT. 10, 2008	4-0	W	A
OCT. 4, 2009	4-0	W	H

OCT. 31, 2010	3-0	W	A
SEPT. 9, 2011	3-1	W	H
SEPT. 12, 2013	1-1	T	H
SEPT. 23, 2014	3-0	W	A
SEPT. 13, 2015	1-0	W	H
SEPT. 14, 2017	6-0	L	A
SEPT. 19, 2021	1-0	W	H
SEPT. 8, 2022	2-1	W	A

T**TEXAS A&M-COMMERCE (29-15-2)**

DATE	SCORE	W/L/T	H/A/N
OCT. 5, 1996	2-1	W	H
OCT. 26, 1996	2-0	W	A
NOV. 2, 1996	2-1	W	N
SEPT. 20, 1997	1-0	W	H
SEPT. 30, 1997	1-0	L	A
NOV. 8, 1997	1-0	W	H
OCT. 18, 1998	2-0	W	H
OCT. 31, 1999	0-0	T	A
OCT. 7, 2000	3-0	W	H
OCT. 6, 2001	3-0	W	A
OCT. 18, 2002	3-0	W	H
OCT. 3, 2003	3-2	L	A
NOV. 10, 2003	1-0	W	N
NOV. 14, 2003	2-1	W	N
SEPT. 24, 2004	2-1	L	H
NOV. 7, 2004	2-1	L	A
OCT. 30, 2005	2-0	L	A
OCT. 20, 2006	1-0	W	H
OCT. 27, 2006	2-1	L	N
OCT. 21, 2007	4-1	W	A
OCT. 19, 2008	1-0	L	H
NOV. 9, 2008	1-0	W	H
OCT. 10, 2009	3-0	W	A
OCT. 1, 2010	3-1	W	H
SEPT. 16, 2011	3-2	L	A
OCT. 14, 2011	3-0	L	H
SEPT. 14, 2012	2-1	L	H
OCT. 14, 2012	1-0	W	A
SEPT. 29, 2013	0-0	T	H
NOV. 1, 2013	3-1	W	A
SEPT. 28, 2014	1-0	W	A
OCT. 31, 2014	2-1	L	H
OCT. 11, 2015	2-1	W	H
OCT. 24, 2015	2-1	L	N
NOV. 8, 2015	4-0	L	A
SEPT. 26, 2016	2-0	L	A
OCT. 21, 2016	2-1	W	H
SEPT. 24, 2017	2-1	W	H
OCT. 20, 2017	1-3	L	A
NOV. 3, 2017	2-0	W	N
SEPT. 23, 2018	3-0	W	H
OCT. 19, 2018	2-1	W	N
OCT. 3, 2019	2-1	W	H
MAR. 26, 2020	4-3	W	A
APR. 6, 2021	4-0	W	H
OCT. 2, 2021	3-2	W	H

TEXAS A&M INTERNATIONAL (4-1)

DATE	SCORE	W/L/T	H/A/N
SEPT. 6, 1999	8-0	W	N
SEPT. 14, 2000	8-0	W	H
OCT. 26, 2019	4-1	W	A
NOV. 6, 2021	10-0	W	H
OCT. 28, 2022	1-3	L	A

TEXAS TECH (1-4)

DATE	SCORE	W/L/T	H/A/N
SEPT. 13, 1999	3-2	L	A
SEPT. 14, 2000	3-2	L	A
OCT. 10, 2001	1-0	L	A
SEPT. 10, 2002	2-1	W	A
MAR. 30, 2020	5-0	L	A

TEXAS WESELYEN (5-0)

DATE	SCORE	W/L/T	H/A/N
OCT. 8, 1998	2-1	W	H
SEPT. 10, 1999	1-0	W	A
SEPT. 9, 2000	2-0	W	H
SEPT. 3, 2006	4-0	W	A
SEPT. 12, 2007	6-0	W	H

TEXAS WOMAN'S (18-9-4)

DATE	SCORE	W/L/T	H/A/N
OCT. 4, 2002	9-1	W	H
OCT. 5, 2003	1-1	T	A
SEPT. 26, 2004	2-0	W	H
OCT. 28, 2005	3-1	W	A
OCT. 22, 2006	5-0	W	H
OCT. 19, 2007	1-0	L	A
OCT. 17, 2008	4-1	W	H
OCT. 12, 2009	1-2	L	A
OCT. 3, 2010	0-0	T	H
SEPT. 18, 2011	3-1	W	A
OCT. 16, 2011	3-2	W	H
SEPT. 16, 2012	2-1	W	H
OCT. 12, 2012	1-0	W	A
SEPT. 27, 2013	1-0	W	H
NOV. 3, 2013	2-1	W	A
SEPT. 26, 2014	2-1	L	A
NOV. 2, 2014	1-0	W	H
OCT. 9, 2015	1-0	W	H
OCT. 26, 2015	2-1	L	A
SEPT. 23, 2016	2-1	W	A
OCT. 23, 2016	2-0	W	H
SEPT. 22, 2017	1-1	T	H
OCT. 22, 2017	2-3	L	A
NOV. 1, 2017	3-2	W	H
SEPT. 21, 2018	2-0	W	H
OCT. 21, 2018	0-2	L	A
OCT. 10, 2019	0-1	L	A
NOV. 12, 2019	0-2	L	A
APR. 3, 2020	3-1	W	H
OCT. 16, 2021	4-5	L	H
OCT. 8, 2022	0-0	T	A

TEXAS-EL PASO (1-1)

DATE	SCORE	W/L/T	H/A/N
SEPT. 28, 1996	3-2	W	H
SUG. 30, 2005	3-2	L	A

TRUMAN STATE (1-0)

DATE	SCORE	W/L/T	H/A/N
NOV. 15, 2009	1-0	W	H

TUSCULUM UNIVERSITY (1-0)

DATE	SCORE	W/L/T	H/A/N
SEPT. 6, 2010	3-0	W	N

U**UC - SAN DIEGO (0-1)**

DATE	SCORE	W/L/T	H/A/N
NOV. 18, 2018	0-5	L	H

UNIVERSITY OF THE SOUTHWEST (6-0)

DATE	SCORE	W/L/T	H/A/N
SEPT. 1, 1996	3-0	W	H
SEPT. 21, 1996	2-0	W	A
SEPT. 1, 1997	6-0	W	H
SEPT. 25, 1997	5-0	W	A
SEPT. 16, 1998	6-0	W	A
AUG. 29, 2008	17-0	W	N

UT PERMIAN BASIN (21-0)

DATE	SCORE	W/L/T	H/A/N
AUG. 30, 2006	7-1	W	H
SEPT. 19, 2007	6-0	W	A
SEPT. 11, 2008	8-1	W	A
SEPT. 24, 2008	5-3	W	H
AUG. 30, 2009	2-0	W	A
SEPT. 13, 2009	3-1	W	H
SEPT. 14, 2010	3-0	W	H
SEPT. 2, 2011	7-0	W	A
SEPT. 6, 2012	4-1	W	H
SEPT. 24, 2013	2-0	W	A
SEPT. 13, 2014	4-0	W	H
SEPT. 18, 2015	2-0	W	A
OCT. 2, 2016	1-0	W	H
OCT. 14, 2016	2-0	W	A
OCT. 1, 2017	4-0	W	A
OCT. 13, 2017	1-0	W	H
OCT. 5, 2018	7-0	W	A
OCT. 28, 2019	2-0	W	H
NOV. 9, 2019	4-0	W	A
SEPT. 22, 2021	6-0	W	A
SEPT. 21, 2022	4-0	W	H

UT-TYLER (4-0)

DATE	SCORE	W/L/T	H/A/N
OCT. 5, 2018	2-0	W	H
MAR. 3, 2021	3-0	W	H
OCT. 9, 2021	5-4	W	A
OCT. 1, 2022	3-2	W	H

W**WASHBURN (0-2)**

DATE	SCORE	W/L/T	H/A/N
SEPT. 2, 2007	4-1	L	A
NOV. 14, 2008	2-1	L	H

WAYLAND BAPTIST (1-0)

DATE	SCORE	W/L/T	H/A/N
SEPT. 18, 2014	4-0	W	H

WESTERN COLORADO (0-1)

DATE	SCORE	W/L/T	H/A/N
SEPT. 5, 2021	0-2	L	N

ALL-TIME ALPHABETICAL ROSTER

A

Ronni Ajeto(2016-17)
 Ashley Aleman (2019)
 Jamie Ambrose..... (2004)
 Sarah Anderson..... (2004-2005)
 Alina Apodaca (1998-2001)
 Vanessa Aragon(2020)
 Alicia Arias(1996-1997)
 Suzana Arias(1996-
 Shanelle Arjoon (2016-2019)
 Chrissy Arndt (2003)
 Elise Atkins(2018)
 Ashley Avila (2014-2015)
 Emily Avila (2018-2022)
Makenna Alstead..... (2023-Present)

B

Jordan Bearden (2022-Present)
 Yvette Bedoy (2009-2013)
 Zoe Beene(2022)
 Rhea Belgrave (2012-2014)
 Hannah Blakely (2011-2012)
 Casey Boucher(2006)
 Melissa Bowden (1997-
 Amy Brandt (1997-2000)
 Leslie Briggs (2011-2012)
 Cherokee Brinson(2011)
Kyndahl Britton (2021-Present)
 Michelle Brophy(2001-2002)
 Amy Brown(1996-
 Makenzie Brown(2010)
 Lauren Burk(2017-2019)
 Cassie Burke(2003)

C

Marlin Cabolero(1998-
 Samantha Calcote (2005-07)
 McKylie Calligan (2013-2015)
 Samantha Cameron..... (2010)
 Whitney Cates..... (2002-2004)
 Melissa Carnero(2009-2011)
 Emily Cassady(2015)
 Crystal Castro..... (1996)
 Adriana Cavazos (2007-2008)
 Lucy Chalgren(2014-2017)
 Sammi Chalmer(2005)
 Ashley Chapa (2017-2018)
 Kathy Clutterbuck- Nor(1999-2002)
 Lauren Connel (2013)
 Calista Cordero (2017-2020)
 Alicia Coventry (2007-2008)
 Ashlee Craig (2013-2016)
 Taylor Cromeens (2007-2010)
 Damaris Cruz(2020-2022)
 Erin Cumbest..... (2013-2014)
 Katie Currie (2016)

D

Amy Daniel(1996-2000)
 Bailey Day(2012)

Jaycie Day..... (2020)
 Nicole Day(1998-
 Khadira Debesette..... (2015-2018)
 Khadisha Debesette (2015-2018)
 Nicole deJongh(2000-2004)
 Jessica Diaz (2017-2021)
 Courtney Dippel (2015-2018)
 Alejandra Dockery(2015-2017)
 Miriam Dominguez(2005-2009)
 Aryn Douroudian (2014-2016)
 Hannah Duffy..... (2019/2021)
 Alexa Dugan(2022)

E

Jordan Eason(2010)
 Jordan Edouard(2019)
 Alicia Elemen (1997-2000)
 Amanda Ellis..... (1996-
 Joy Ellis (1996-1997)
 Ireland Ensley(2014)
 Daniela Estrada..... (2019-2021)

F

Aubrey Findley(2003)
 Laura Faubion(1996-
 Danae Fontana (2005-2008)
 Karyn Forbes (2014-2016)
 Johna Fowler..... (2015)
Mollie Ferro (2023-Present)

G

Samantha Garland (2007-2010)
 Kellie Garrett(2000-2003)
 Kiya Gere..... (2020-Present)
Jasmine Gibson (2022-Present)
 Robin Gilbert..... (1998-
 Haley Girard (2012-2015)
 Alicia Gomez(2018)
Viviana Gomez (2021-Present)
 Natalie Gooch..... (2006-2008)
Nicole Gray..... (2022-Present)
 Julie Greif (2010-2012)
 Jamie Griffis-Roach (2001-2004)
 Giselle Gutknecht(1998-
 Audrey Gutierrez(1997-
 Jessica Gutierrez(1997-

H

Alexis Habala..... (2016)
 Jamie Hall.....
 Charlotte Hamburg (1997-
 Aubrey Hanna (2014/2016)
 Chelsea Hanson(2012)
 Kelly Harkins (1997-
 Jessica Hartley (2005-2007)
 Noir Hawash(2017-2020)
Reagan Heelan..... (2020-Present)
 Taylor Heckroth (2017)
 Katie Henley(2002-2005)
 Nicole Hensen..... (2011)
 Leslie Herd..... (1996)

Marissa Hernandez (2019-2021)
 Rachel Herring (2014-2015)
 Becky Hewson-McMullen (2008-2009)
 Sydney Hickerson (2014-2017)
 Chelsea Hilliard (2011-2012)
 Hannah Hillhouse (2017)
 Cassie Hiser..... (2007-2008)
 Ofelia Hirsch (2020)
 Samantha Hoar.....
Sydney Hokuf (2021-Present)
 Allie Holder (2020-2022)
 Heather Hollis..... (2008-2011)
 Sara Hubble (2013)
 Aubrie Hunter (2001-2004)

J

Khaline Jacob..... (2017-2019)
 Elisa Jacobo..... (1999-2000)
 Megan Jacobson (1997-
 Asha James (2020-2022)
 Nadia James (2008-2010)
Karissa Jivraj (2023-Present)
 Aspen Johnson..... (2012)
 Carlia Johnson(2021)
 Kelsey Johnston (2015-2018)
 Lisha Jungmann(2006-2008)
Alex Jurado..... (2018-Present)

K

Hannah Kelley-Lusk(2017-2021)
 Nicole Kemper (2014)
 Caitlin Kenny(2010)
 Kristen Kerbo(2013)
 Jacque Ketter (1996-
 Nichole Kibel (.2016-2017)
 Kendal Kitchens (2006-2010)
 Jayln Kocsis (2018)
 Jodi Koetter..... (1996-
 Megan Kohout.....(2006)
 Emily Krenek..... (2012-2015)
 Morgan Kviz (2008-2011)

L

Nancy Lara (1997-2000)
 Taylor Laubhan..... (2012-2014)
 Alexandria LeClair(2011)
 Chelsey Lehman (2011-2012)
 Darby Lester (2019)
 Kenya Lewis (2012-2013)
 Mercy Lewis(2002)
 Ashley Long(2005-2006)
 Daisy Lopez (2000-2003)
 Dania Lopez..... (2003-2004)

M

Adelita Macias..... (2018)
Bailey Malone..... (2023-Present)
 Elisabeth Markussen (2005-2008)
 Brigid Maruszak
Sydney Martin (2023-Present)

Courtney Massie..... (1998-2000)
Reagan Matacale (2020-Present)
 Jennifer Maxwell(1997-
 Whitney McClain(2005)
 Heather McCullough(2001-2002)
 Annette McDuffee (2003-2006)
 Brittany McGinnis(2008)
 Lindsay McHorse(2008-2012)
 Brianna McMillian (2005-2008)
 Kendall McNatt.....
 Rachel McPhaul (1996-
 Makenzie Mendez(2017-2018)
 Maliyah Mendoza (2018-2022)
 Colleen Meredith(2011)
 Maiesha Minette(2021)
 Sharra Mitchell (2000-2001)
 Aubre Mjølhus (2004)
 Mariah Morelos (2020)
 Wendy Morris(1996-1997)
 Ashley Mosley (2001-2004)
 Reem Moussa(2009)
Bailey Murray (2021-Present)

N

Marissa Naab..... (2013-2015)
 Niki Narvaiz(2017-2019)
 Janelle Nedd (2006-2007)
 Misti Northcutt(2002-2005)

O

Jessica Olivares (2008-2009)
 Cheyenne Orozco(2017-2021)
Sophie Osman..... (2023-Present)

P

Diana Perez(2018)
 Lauren Pertl(2006)
 Laura Perry..... (2006-
 Becky Peth(2009-2012)
 Sarah Pipkin..... (2006-2007)

Dom Premac (2013-2016)
 Brady Prescott (2014-2016)
Avery Putnam..... (2023-Present)
 Syneca Pyszko (2017)

R

Kaitlyn Ramirez..... (2012)
 Mia Reyna (2017-2020)
Nadia Reyna (2022-Present)
 Sabrina Reyes (2017)
 Jamie Roark(2000)
 Angela Robison..... (1997-
 Brooke Roskelley(2020-2022)
 Carolina Rodriguez(2003-2005)
 Jessica Rodriguez (1999-2002)
 Rachel Roth..... (2011-2013)
 Chelsea Rowell (1998-
 Randi Ruff(2003)

S

Eti Sages..... (2005-2008)
 Alyssa Salvato (2013)
 Esther Sanchez(2007)
 Madison Sapp (2016)
 Julia Saylor(1996-1998)
 Korey Schroeder(2009)
 Jasmine Schultz (2012-2013)
 Ashleigh Scott(2000-2003)
 Courtney Selman (2003)
 Maria Frances Serrant.....(2022)
 Melanie Shannon (2009-2011)
 Lindsay Sheffield(2002-2006)
 Sarit Shenar (2003-2006)
 Allison Sherman (1997-
 Roxy Sides(2002-2005)
Ashley Silvestre(2019-Present)
 Samantha Silvestre (2016-2019)
 Kayla Sisco..... (2006-2009)
 Sarah Sharke (2003)
 Kelly Skehan (2009-2010)
 Carianne Skinner..... (2002-2003)

Michelle Spitz (1996-
 Kaitlin Steele (2013-2016)
 Adi Stein..... (2006-2009)
 Jordan Stewart..... (2016)
Lauren Stokes (2023-Present)
 Dawn Strawhacker(1997-2000)
 Mandy Stricker(2020-2022)
 Tracy Striley..... (2006)
 Megan Szydloski (2005-2007)

T

Katelyn Taschler (2013-2016)
 Mackenzie Taylor (2016-2019)
 Heather Terbush(2011)
 Cassandra Thetford (2012-2013)
 Kahrena Thompson (2020-2021)
 Taylor Thompson..... (2018)
Torrance Tijerina (2023-Present)
 Bailey Trimmell..... (2013)

U

Kelly Ulm(2005)

V

Madison Vanderburg(2018)
 Marlene van Mourik (2016-2019)
Alexis Villareal..... (2021-Present)

W

Ellen Walgren(2016)
 Kirsten Wallace (2007)
 Berklee Watson..... (2010-2013)
 Alex Williams..... (2010-2011)
 Mikki Williams(1998-
 Peyton Williams (2014-2016)
 Gabby Wolf(2016)
Emmalee Wood..... (2021-Present)
 Natasha Worm..... (2019)
 Kelsey Wright (2009-2012)

Z

McKynzie Zick..... (2014-2015)



NICOLE GRAY

ALL-TIME NUMERICAL ROSTER

#00

Sarah Anderson (2003)

#0

Jamie Griffis-Roach (2001-2002)

Kendall McNatt (2002)

Shannon Hoar (2003)

Lisha Jungmann (2006-2007)

Jamie Hall (2011-2012)

Bailey Trimmell (2013)

Ashley Avila (2014-2015)

Courtney Dippel (2016-2018)

Natasha Worm (2019)

Reagan Heelan (2020-Present)

#1

Brigid Maruszak (2002)

Jamie Griffis-Roach (2003-2004)

Sarah Anderson (2005)

Sarah Pipkin (2006-2007)

Adriana Cavazos (2008)

Korey Schroeder (2009)

Yvette Bedoy (2011-2013)

McKynzie Zick (2014-2015)

Ellen Walgren (2016)

Syneca Pyszko (2017)

Diana Perez (2018)

Daniela Estrada (2019)

Mariah Morelos (2020)

Nadia Reyna (2022-Present)

#2

Nicole deJongh (2000-2004)

Lindsay Sheffield (2005-2006)

Kirsten Wallace (2007)

Jessica Olivares (2008-2009)

Berklee Watson (2010-2013)

Sydney Hickerson (2014-2017)

Ashley Chapa (2018)

Hannah Duffy (2019)

Emily Avila (2021-2022)

Sophie Osman (2023-Present)

#3

Misti Northcutt (2002-2005)

Sally deJongh (2006-2007)

Alicia Coventry (2008)

Becky Peth (2009-2012)

Dom Premac (2013-2016)

Hannah Kelley-Lusk (2017-2021)

Bailey Murray (2022)

#4

Mercy Lewis (2002)

Aubrey Findley (2003)

Samantha Calcote (2005)

Megan Kohout (2006)

Nadia James (2008-2010)

Jessie Thomas (2011-2014)

Johna Fowler (2015-2016)

Calista Cordero (2017-2020)

Carlia Johnson (2021)

Alexa Dugan (2022)

#5

Carianne Skinner (2002-2003)

Jamie Ambrose (2004)

Danae Fontana (2005-2008)

Julia Greif (2010-2012)

McKylie Calligan (2013-2015)

Gabby Wolf (2016)

Taylor Heckroth (2017)

Alicia Gomez (2018)

Reagan Matacale (2020-Present)

#6

Alicia Arias (2006-2007)

Ashley Mosley (2001-2004)

Adi Stein (2006)

Samantha Garland (2007-2010)

Alex Williams (2011)

Aspen Johnson (2012)

Marissa Naab (2013-2015)

Marlene van Mourik (2016-2019)

Kahrena Thompson (2020-2021)

Mollie Ferro (2023-Present)

#7

Whitney Cates (2002-2004)

Ashley Long (2005-2006)

Miriam Dominguez (2007)

Morgan Kviz (2008-2011)

Chelsea Hanson (2012)

Kaitlin Steele (2013-2016)

Makenzie Mendez (2017)

Ashley Aleman (2019)

Viviana Gomez (2021-Present)

#8

Nicole deJongh (2000-2002)

Roxy Sides (2002-2005)

Jessica Hartley (2006-2007)

Kendal Kitchens (2008)

Kelsey Wright (2009-2012)

Sara Hubble (2013)

Khadija Debesette (2015-2018)

Ashley Silvestre (2019-Present)

#9

Ashleigh Scott (2000-2003)

Aubre Mjølhus (2004)

Whitney McClain (2005)

Cassie Hiser (2008)

Kendal Kitchens (2006-2007 & 2009-2010)

Leslie Briggs (2011-2012)

Katelyn Taschler (2013-2016)

Shanelle Arjoon (2017-2019)

Vanessa Aragon (2020)

Emmalee Wood (2021-Present)

#10

Dania Lopez (2003-2004)

Brianna McMillian (2005-2008)

Miriam Dominguez (2008-2009)

Jordan Eason (2010)

Hannah Blakely (2011-2012)

Peyton Williams (2014-2016)

Mackenzie Taylor (2017-2019)

Allie Holder (2020-2022)

Nicole Gray (2023-Present)

#11

Jessica Rodriguez (1999-2002)

Katie Henley (2003-2005)

Lauren Pertl (2006)

Becky Hewson-McMullen (2008-2009)

Kaitlyn Ramirez (2012)

Lauren Connel (2013)

Madison Sapp (2016)

Noir Hawash (2017-2020)

Kyndahl Britton (2021-Present)

#12

Katie Henley (2002)

Cortney Selman (2003)

Carolina Rodriguez (2003-2005)

Janelle Nedd (2006-2007)

Samantha Cameron (2010)

Heather Terbush (2011)

Chelsea Hilliard (2012)

Rachel Herring (2014-2015)

Alexsis Habala (2016)

Khaline Jacob (2017-2019)

Mandy Stricker (2020-2022)

Karissa Jivraj (2023-Present)

#13

Kellie Garrett (2000-2002)

Chrissy Arndt (2003)

Sally deJongh (2005)

Samantha Calcote (2006-2007)

Lindsay McHorse (2008-2012)

Kristen Kerbo (2013)

Lucy Chalgren (2014-2017)

Malyah Mendoza (2018-2022)

Bailey Murray (2023-Present)

#14

Wendy Morris (1996-1997)

Kellie Garrett (2003)

Eti Sages (2005-2008)

Melanie Shannon (2009-2011)

Haley Girard (2012-2015)

Ronni Ajeto (2016-2017)

Alex Jurado (2018-Present)

#15

Daisy Lopez (2000-2003)

Natalie Gooch (2006)

Adi Stein (2007-2009)

Chelsea Hilliard (2011)

Christian Lehman (2012)

Brady Prescott (2014-2016)

Kelsey Johnston (2017-2018)

Kiya Gere (2020-2021)

Sydney Hokuf (2022-Present)

#16

Lindsay Sheffield (2002-2005)

Miriam Dominguez (2005-2006)

Esther Sanchez (2007)

Heather Hollis (2008-2011)

Taylor Laubhan (2012-2014)

Aubrey Hanna (2016)

Samantha Silvestre (2017-2019)

Damaris Cruz (2020-2022)

#17

Kathy Clutterbuck (1999-2002)

Annette McDuffee (2003-2005)

Kayla Sisco (2006-2009)

Makenzie Brown (2010)

Alexandria LeClair (2011)

Jasmine Schultz (2012-2013)

Karyn Forbes (2014-2016)

Sabrina Reyes (2017)

Elise Atkins (2018)

Darby Lester (2019)

Asha James (2020-2022)

Sydney Martin (2023-Present)

#18

Joy Ellis (1996-1997)

Aubrie Hunter (2001-2004)
Megan Szydloski (2005-2007)
Brittany McGinnis (2008)
Melissa Carnero (2009-2011)
Emily Krenek (2012-2015)
Shanelle Arjoon (2016)
Hannah Hillhouse (2017)
Alexsis Villareal (2021)

Bailey Malone (2023-Present)

#19

Heather McCullough (2001-2002)
Cassie Burke (2003)
Elisabeth Markussen (2005-2008)
Alex Williams (2010)
Rachel Roth (2011-2013)
Aubrey Hanna (2014)
Khadisha Debesette (2015-2018)
Maria-Frances Serrant (2022)

#20

Sarit Shenar (2003-2004)
Kelly Ulm (2005)
Natalie Gooch (2006)
Reem Moussa (2007-2008)
Colleen Meredith (2011)
Rhea Belgrave (2012-2014)
Mackenzie Taylor (2016)
Jessica Diaz (2017-2021)

Torrance Tijernia (2023-Present)

#21

Randi Ruff (2003)
Jessica Hartley (2005)
Anette McDuffee (2006)
Taylor Cromeens (2007-2010)
Nicole Hensen (2011)
Alejandra Dockery (2015-2017)
Jordan Edouard (2019)
Jaycie Day (2020)
Bailey Murray (2021)

Alexsis Villarreal (2022-Present)

#22

Sammi Chalmer (2005)
Cassie Hiser (2007)
Kelly Skehan (2009-2010)
Cherokee Brinson (2011)
Kassandra Thetford (2012-2013)
Cheyenne Orozco (2017-2021)

Jasmine Gibson (2022-Present)

#23

Sarit Shenar (2005-2006)
Christina Lehman (2011)
Ireland Ensley (2014)
Emily Cassady (2015)
Katie Currie (2016)
Nikki Narvaiz (2017-2019)
Ofelia Hirsch (2020)
Zoe Beene (2022)

Avery Putnam (2023-Present)

#24

Sarah Skarke (2003)
Alicia Coventry (2007)
Bailey Day (2012)
Nicole Kemper (2014)
Courtney Dippel (2015)
Emily Avila (2018-2019)
Hannah Duffy (2021)

Brooke Roskelley (2022)

Lauren Stokes (2023-Present)

#25

Caitlin Kenny (2010)
Kelsey Johnston (2015-2016)
Lauren Burk (2017-2019)
Brooke Roskelley (2020-2021)
Nicole Gray (2022)

#26

Nichole Kibel (2016-2017)
Madison Vanderburg (2018)

Jordan Bearden (2022-Present)

#27

Aryn Douroudian (2014-2016)
Mia Reyna (2017-2020)
Sydney Hokuf (2021)

#28

Sarah Anderson (2004)
Adriana Cavazos (2007)
Yvette Bedoy (2009-2010)
Erin Cumbest (2013-2014)
JayIn Kocsis (2018)

Makenna Alstead (2023-Present)

#29

Taylor Thomspson (2018-2019)

#30

Alyssa Salvato (2013)
Adelita Macias (2018)
Marissa Hernandez (2019)
Daniela Estrada (2020-2021)

#31

Kenya Lewis (2012-2013)

#81

Ashlee Craig (2013-2016)

HALL OF CHAMPIONS

The WTAMU Athletic Hall of Champions recognizes the finest student-athletes, coaches, administrators and other notable individuals who have contributed to the success of West Texas A&M Athletics. A permanent display of all Hall of Champions inductees is located in the lobby of the First United Bank Center and is open to the public during regular University hours. For consideration, nominees must have competed or been employed for/by WTAMU for a minimum of two seasons and be at least five years removed from their last date of competition and/or employment. Only in special circumstances will the five year requirement be waived, at the approval of the Director of Athletics and University President. Further, nominees will have

been outstanding athletes, coaches, administrators or support personnel during their WTAMU career AND/OR achieved notable success in their professional careers after their matriculation from WTAMU. It is not necessary for an inductee to have graduated from West Texas A&M. To gain entry, a nominee must receive at least two-thirds of a majority vote by the selection committee.

LEGACY AWARD

The Hall of Champions Selection Committee is also charged with selecting a Legacy Award winner(s) each year. The Legacy Award was established in 2008 to recognize individuals and organizations not eligible for the Hall of Champions, but who have made significant

lifetime contributions (service, financial or another form of support) to the success and legacy of West Texas A&M Athletics. This may include fans, boosters or an organization that has provided distinguished support. The Selection Committee may recommend up to two Legacy Award winners each year. Nominations for Legacy Award honorees may be made by any individual or organization. Legacy Award winners will be recognized at the Hall of Champions Induction Dinner and be included in a permanent display alongside the Hall of Champions.

- 1987**
Al Baggett
Price Brookfield
Sam Burton
George Ray Colvin
Ben Collins
Lwood Dow
Joed Forbus
Joe Fortenberry
Pat Gerald
Floyd Golden
Mitchell Jones
Clifford Keith
Delbert Lowres
Gus Miller
Odus Mitchell
Putt Powell
Larry Sanders
Ernest Schur
Pete Shotwell
Elvis "Heck" Ward
Foster Watkins
- 1988**
Terry Adolph
Johny Ayers
Cloyde Box
Hatcher Brown T
roy Burrus
Maurice Cheeks
Tommy Coffey
Bill Cross
Corky Dawson
Simmie Hill J
oe Kerbel
Frank Kimbrough
Jerry Don Logan
J.W. Malone
Gene Mayfield
Eugene "Mercury" Morris
"Pistol" Pete Pedro
Jesse Powell
Jerry Richardson
Bo Robinson
James Scott
Allen Simpson
Dave Szymakowski
Duane Thomas
Butch Walterschild
Charles Wright
- 1989**
Tom Airhart
Jerry Behrens
Lawrence Brotherton
Grady Burson
Milt Fitts
Buck Garrett
Clark Johnson
Leon Manley
Ronald Mills
Borden Price
- 1990**
Jim Campbell
Dory Funk, Jr.
Merry Johnson-Byers
Metz LaFollette
Bob Petrich
Scottie Pierce
Gail Simpson

- Burl Wood
Earl Wood
Phillip Wright
- 1991**
Carl Brown
Austell Burrus
Charlie Daves
Steve Haterius
- 1992**
Woody Gilliland
Royce Hillman
Rhonda Kimbrough
Joe Meaker
- 1993**
Warren Hasse
Tod Mayfield Weldon
Trice Vanessa
Wells Thibert
- 1994**
Carl Birdsong
Kim Hudson
Megan Kinen Morton
Reggie McElroy
- 1995**
Eddie Conner
Roy Lee Dunn
David Kent
Von Tucker Sims
- 1996**
Jill Wyatt McDonald
Julie Wyatt O'Dell
Reggie Ramey
Ollie Ross
- 1997**
Stan Carraway
Terry Funk
Allene Stovall
Teresa Tinner
- 1998**
Alex Hale
Bob Kelley
Angela Seay Land
Bruce Wyre
- 1999**
Charles Byrd
Sandy Callahan
Danny Cazalas
Joe Hayes
- 2000**
Raymond Brown
Henry Fields
David Gasser
Spencer "Hank" Washington
- 2001**
Ronnie Mankin
Mike Mitchell
Jeff Nunn
Frank Stockman

- 2002**
Dale Blaut
Charles Kitchens
Douglas Kriewald
Bruce Womack
- 2003**
J.R. Compton
Joesph Kemel
Natasha Taylor
Bill Yung
- 2004**
Boyce Box
Hubert "Cuby" Kitchens
Eve Posey
John Varnell
- 2005**
Alondra Johnson
Bob Kitchens
Renee Leurs-Gillispie
Julie Saylor Young
- 2006**
Ana Carolina "Carol" Pereira
Ana Cristina "Tita" Pereira
Bobby Kleincecke
Scottie Doores
Ralph Davis
- 2007**
Sarah Butler-Cartheil
Martin Lattibeaudiere
Charley Sanders
Bob R. Sloan
- 2008**
Davy Arnaud
Leona Gerber
Ray Franks
DeWayne Miles
^ Henry & Betty Ann Davis
^ J.W. and Nell Foust of Whitney
Russell Printers
- 2009**
Joe Brooks
David Cole
Charles "Shorty" Halbert
Debbie Hendricks
James Morton
Shannon Stroud-Cavalier
Dennis Walling
^ Ray and Barbara Bain Family
^ Roger Rowntree of Buck's
Sporting Goods
- 2010**
Kathy Clutterback-Nor
Rok Ekker
Myrl and Earl Goodwin
Roy Lee "Sammy" Malone
Eddie Meyer
Bob Sine
Mallory Vestal
^ Ed & Mary Esther Mills
^ Stanley & Geneva Schaeffer
- 2011**
Beau Brown
Nay Hale

- Ed Harris
Mickey Matthews
Jim Reid
Bob Schneider
^ The Frank Barrett Family
^ Dick & Joyce Railsbck
- 2012**
Damien Lolar
Don Patterson
Sarit Shenar
James Marvin Smith
Celeste Stevenson
Chaun Thompson
^ Dr. Bill Barnhill
^ Bob & Mary Stewart
- 2013**
Rebekah Bachman
Dalton Bell
Ray Burrus
Dave Corley
William Fifer
Pat McDonald
^ Jule & Helen Minium
^ Gary & Kathy Hyatt
- 2014**
Emily Brister
Jared Brock
Charly Martin
Kendra Morgan Potts
^ Dr. Bob & Cleo Robinson
^ Jimmy & Sally Fincher
- 2015**
Brad Bailey
Tyler Cooper
Dr. Russell C. Long
Brandi Green-Malveaux
Lanny Phillips
Harold Stuart
^ Thom and Susan Hicks
^ Linda Elliott
- 2016**
Anthony Armstrong
Lori DeShields
Keith Null
Mike Ohm
Marvin Self
Mike Wartes
^ John and Cora Teters
^ Tana Gunter
- 2017**
Jerry Boeka
Jess Anne Fernandes
John Hasse
Kim LeComte
Jerry Simmons
David Willis
^ Jim Bob & Sharon Brown
^ Donald & Phyllis Handley
- 2018**
Grady Benton
Ben Hangartner
Matthew Madison
Katie Rickwartz Young

- Ralph Anderson
Mary Ann Hill
^ W.C. "Chick" and Nancy Russell
^ Piehl Family
- 2019**
Alyssa Lemos
Dylan James
Rick Cooper
Holly Troth
Randy Matthews
^ Arthur & Lela Mae Stovall
- 2021**
Tim Dubrulle
Renee Erwin
Paul Hart
Emma Love
Mickey Piersall
Brad Stark
Chontiquah White
- 2022**
Seb Furness
Tony Graystone
Rita Hokianga
Glory Jangthongsiri
Marshall Kasowski
Dr. J. Patrick O'Brien
Laura Pinsen
Eugene Sims
Libby Strickland
^ Danny & Rachel Byrd
^ Judy Fugate
^ Harry & Maryann Hueston
^ Dan & Lois Shuman
- 2023**
David Chavlovich
Keithon Fleming
Rellie Kaputin
Victor McGee
Hector Rodriguez
Lacey Taylor
Joni Unruh
^ Tracy & Pamela Haymes
^ Dr. James Parker

^ - Legacy Award
- Honorary Inductee



#BUFFNATION
#BUFFNATION
#BUFFNATION
#BUFFNATION

2023 SCHEDULE

8.31 **CSU PUEBLO**
PUEBLO, CO

9.10 **ADAMS STATE**
CANYON

9.12 **SOUTHWESTERN OKLAHOMA STATE**
CANYON

9.14 **FORT LEWIS**
DUARANGO, CO

9.16 **COLORADO MESA**
DURANGO, CO

9.20 **OKLAHOMA CHRISTIAN**
OKLAHOMA CITY, OK

9.23 **TEXAS A&M INTERNATIONAL**
CANYON

10.4 **UT PERMIAN BASIN**
ODESSA, TX

10.7 **DALLAS BAPTIST**
CANYON

10.11 **LUBBOCK CHRISTIAN**
CANYON

10.14 **UT TYLER**
TYLER, TX

10.18 **ANGELO STATE**
SAN ANGELO, TX

10.21 **TEXAS WOMAN'S**
CANYON

10.25 **ST. EDWARD'S**
CANYON

10.28 **MIDWESTERN STATE**
WICHITA FALLS, TX

10.31 **EASTERN NEW MEXICO**
CANYON

11.3 **ST. MARY'S**
SAN ANTONIO, TX