



WEST TEXAS A&M

2022 BUFFALO FOOTBALL

GAME
2

at

Adams State
Saturday, September 10



Rex Stadium
Alamosa, Colorado

SERIES HISTORY

Overall..... WT Leads, 6-1
 In Canyon..... WT Leads, 3-1
 In Alamosa..... WT Leads, 3-0
 Neutral Site.....
 Current Streak..... WT, Win 4
 Last Meeting..... October 14, 2017
 Most WT Points..... 63 (9/8/07)
 Most ASU Points..... 26 (9/9/95)
 Fewest WT Points..... 10 (9/6/96)
 Fewest ASU Points..... 0 (9/6/97)
 Largest WT Win..... 48 (9/6/97)
 Largest WT Loss..... 3 (9/7/96)
 Last 10..... WT Leads, 6-1
 Last 20..... WT Leads, 6-1

ALI-TIME MEETINGS

September 10, 1994..... WT, 14-7
 Canyon
 September 9, 1995..... WT, 44-26
 Alamosa
 September 7, 1996..... ASU, 13-10
 Canyon
 September 6, 1997..... WT, 48-0
 Alamosa
 September 9, 2006..... WT, 31-11
 Canyon
 September 8, 2007..... WT, 63-20
 Alamosa
 October 14, 2017..... WT, 17-14
 Canyon

FOLLOW THE BUFFS

Athletics Website..... GoBuffsGo.com
 Twitter..... @WTBuffNation
 Instagram..... @WTAMUAthletics
 Facebook..... com/WTAthletics
 Hashtag..... #BuffNation
 Twitter..... @WTAMUFootball
 Instagram..... @WTAMU_Football
 Hashtag..... #RollDamnBuffs





WEST TEXAS A&M

2022 Record..... 1-0
 Last Game..... Western Colorado (9/3/22)
 Result..... W, 44-6
 Streak..... Win 4
 Head Coach..... Hunter Hughes
 Alma Mater..... Middle Tennessee St. ('91)
 Career Record..... 28-23 (.549)
 Record at WT..... Same
 Record vs. Adams State..... 1-0

ADAMS STATE

2022 Record..... 0-1
 Last Game..... Western New Mexico (9/3/22)
 Result..... L, 34-20
 Streak..... Loss 2
 Head Coach..... Jarrell Harrison
 Alma Mater..... Missouri ('11)
 Career Record..... 1-11 (.083)
 Record at ASU..... Same
 Record vs. West Texas A&M..... 0-0

TALE OF THE TAPE

| | | | | |
|--|-------|---------------------|-------|--|
|  | 44.0 | Points/Game | 20.0 |  |
| | 6.0 | Points Allowed/Game | 34.0 | |
| | 229.0 | Rush Yards/Game | 66.0 | |
| | 250.0 | Pass Yards/Game | 163.0 | |
| | 479.0 | Total Offense/Game | 229.0 | |
| | 295.0 | Total Defense/Game | 434.0 | |











WEEK TWO STORYLINES

- The #23 Buffaloes hit the road for non-conference action on Saturday night as they travel to Alamosa, Colorado to take on the Adams State Grizzlies with kickoff set for 7 p.m. CT at Rex Stadium.
- WT is playing their 110th season of football as they hold an overall record of 532-524-2 (.502) dating back to the 1910 campaign.
- The Buffaloes and Grizzlies meet for the eighth time in school history on the gridiron on Saturday night in Alamosa. WT is 6-1 all-time in the series that dates back to 1994. West Texas A&M is 3-0 all-time in Alamosa and Saturday marks their first trip to Rex Stadium since 2007.
- Adams State opened up their 2022 season last Saturday night in Silver City, New Mexico as they fell to the Western New Mexico Mustangs, 34-20. ASU allowed 434 yards of total offense to the Mustangs including 300 thru the air.
- For the first time during the Hunter Hughes era, West Texas A&M enters the American Football Coaches Association (AFCA) Division II Top-25 Poll ranked 23rd announced on Tuesday afternoon.
- 10 Lone Star Conference football teams will battle for the LSC Title in 2022. Each team will play nine conference games to determine the LSC Champion. Central Washington, Simon Fraser, and Western Oregon joined the league as affiliate members in football on July 1, 2022.

2022 SCHEDULE

| | | | | | | | | | | |
|--|---|---|---|---|---|---|---|---|---|---|
|  |  |  |  |  |  |  |  |  |  |  |
| Sept. 3 W, 44-6 Canyon | Sept. 10 7:00 p.m. CT Alamosa | Sept. 17 7:00 p.m. Canyon | Sept. 24 6:00 p.m. San Angelo | Oct. 1 7:00 p.m. Canyon | Oct. 8 7:00 p.m. Wichita Falls | Oct. 15 3:05 p.m. CT Monmouth | Oct. 22 7:00 p.m. Canyon | Oct. 29 1:00 p.m. CT Silver City | Nov. 5 6:00 p.m. Canyon | Nov. 12 8:00 p.m. CT Blaine |

2022 SCHEDULE BREAKDOWN

| Opponent | Game Information | Quick Hits | Before WT | After WT |
|---|---|---|--|--|
|  | Western Colorado Saturday, September 3 WT, 44-6 Bain-Schaeffer Buffalo Stadium | Bufs are now 7-0 all-time in the series... Mountaineers went 10-2 last season with a trip fo the NCAA Postseason... Jas Bains in his 12th season at the helm of WCU | |  Sept. 10 |
|  | Adams State Saturday, September 10 7 p.m. - Alamosa, Colorado Rex Stadium | Eighth all-time meeting... WT is 6-1 in the series... Grizzlies went 1-10 overall last year including 1-8 in RMAC action... Jarrell Harrison now in his second season as head coach |  L, 34-20 |  Sept. 17 |
|  | Texas A&M-Kingsville Saturday, September 17 7 p.m. - Canyon, Texas Bain-Schaeffer Buffalo Stadium | 36th all-time meeting... TAMUK leads the all-time series 19-16... Javelinas went 5-5 last season including 3-4 in the LSC... Mike Salinas enters his third season season in Kingsville |  Sept. 10 |  Sept. 24 |
|  | Angelo State Saturday, September 24 6 p.m. - San Angelo, Texas LeGrand Stadium | 35th all-time meeting... ASU leads the series 19-15... Rams went 11-3 overall last season with a run to the National Quarterfinals... Jeff Girsch enters his fifth season in San Angelo |  Sept. 17 |  Oct. 1 |
|  | UT Permian Basin Saturday, October 1 7 p.m. - Canyon, Texas Bain-Schaeffer Buffalo Stadium | Sixth all-time meeting... Bufs lead the series 4-1... The Falcons finished 5-5 overal in 2021... UTPB head coach Justin Carrigan now in his seventh season |  Sept. 24 |  Oct. 8 |
|  | Midwestern State Saturday, October 8 7 p.m. - Wichita Falls, Texas Memorial Stadium | 34th all-time meeting... Bufs lead the series 18-15... Mustangs went 7-3 last year, winning the LSC Championship... Bill Maskill enters his 21st season in Wichita Falls |  Oct. 1 |  Oct. 15 |
|  | Western Oregon Saturday, October 15 3:05 p.m. - Monmouth, Oregon McArthur Field | Second all-time meeting... Western Oregon leads the series 1-0... Wolves went 4-6 overall in 2021 including 2-2 in GNAC action... Arne Ferguson in his 18th season |  Oct. 8 |  Oct. 22 |
|  | Central Washington Saturday, October 22 7 p.m. - Canyon, Texas Bain-Schaeffer Buffalo Stadium | Sixth all-time meeting... The Bufs are 4-1 in the series... The Wildcats went 8-3 overall in 2021 with a trip to the NCAA Postseason... Chris Fisk in his fourth season at the helm in Ellensburg |  Oct. 15 |  Oct. 29 |
|  | Western New Mexico Saturday, October 29 1 p.m. - Silver City, New Mexico Altamirano Field | 12th all-time meeting... Bufs lead the series 8-3... WNMU went 1-10 during the 2021 season... Philip Vigil enters his second year at the helm of the Mustangs |  Oct. 22 |  Nov. 5 |
|  | Eastern New Mexico Saturday, November 5 6 p.m. - Canyon, Texas Bain-Schaeffer Buffalo Stadium | 36th all-time meeting... Bufs lead the all-time series 18-17... Wagon Wheel Game... The Hounds went 4-7 overall in 2021... Tye Hiatt enters his second season in Portales |  Oct. 29 |  Nov. 12 |
|  | Simon Fraser Saturday, November 12 8 p.m. - Blaine, Washington Blaine District Stadium | First Meeting... SFU finished the 2021 season 1-7 overall including an 0-4 mark in the final season of GNAC action... Mike Rigell enters his second season at the helm in Burnaby |  Nov. 5 |  Dec. 2 |



TRACKING THE OPPONENTS

WESTERN COLORADO

| | | |
|-------|--------------------------|---------|
| 9/3 | @West Texas A&M | L, 44-6 |
| 9/10 | @UT Permian Basin | 6 p.m. |
| 9/17 | @Colorado State-Pueblo | 3 p.m. |
| 9/24 | Chadron State | 2 p.m. |
| 10/1 | @Colorado Mesa | 7 p.m. |
| 10/8 | South Dakota Mines | 2 p.m. |
| 10/15 | @Black Hills State | 1 p.m. |
| 10/22 | @New Mexico Highlands | 1 p.m. |
| 10/29 | Colorado School of Mines | 2 p.m. |
| 11/5 | @Fort Lewis | 1 p.m. |
| 11/12 | Adams State | 2 p.m. |

UT PERMIAN BASIN

| | | |
|-------|-----------------------|-----------|
| 9/3 | Southwest Baptist | L, 41-17 |
| 9/10 | Western Colorado | 6 p.m. |
| 9/17 | Angelo State | 6 p.m. |
| 9/24 | @Western Oregon | 3:05 p.m. |
| 10/1 | @West Texas A&M | 7 p.m. |
| 10/8 | Simon Fraser | 6 p.m. |
| 10/15 | @Texas A&M-Kingsville | 7 p.m. |
| 10/22 | Midwestern State | 6 p.m. |
| 10/29 | @Eastern New Mexico | 3 p.m. |
| 11/5 | Western New Mexico | 6 p.m. |
| 11/12 | @Central Washington | 3 p.m. |

WESTERN NEW MEXICO

| | | |
|-------|-----------------------|----------|
| 9/3 | Adams State | W, 34-20 |
| 9/10 | @Central Washington | 8 p.m. |
| 9/17 | Western Oregon | 7 p.m. |
| 9/24 | @Abilene Christian | 7 p.m. |
| 10/1 | Midwestern State | 7 p.m. |
| 10/8 | @Texas A&M-Kingsville | 7 p.m. |
| 10/15 | Angelo State | 1 p.m. |
| 10/22 | @Simon Fraser | 8 p.m. |
| 10/29 | West Texas A&M | 1 p.m. |
| 11/5 | @UT Permian Basin | 6 p.m. |
| 11/12 | @Eastern New Mexico | 3 p.m. |

ADAMS STATE

| | | |
|-------|--------------------------|----------|
| 9/3 | @Western New Mexico | L, 34-20 |
| 9/10 | West Texas A&M | 7 p.m. |
| 9/17 | Colorado School of Mines | 2 p.m. |
| 9/24 | @Fort Lewis | 1 p.m. |
| 10/1 | New Mexico Highlands | 8 p.m. |
| 10/8 | Colorado State-Pueblo | 2 p.m. |
| 10/15 | @Chadron State | 1 p.m. |
| 10/22 | Colorado Mesa | 7 p.m. |
| 10/29 | @South Dakota Mines | 1 p.m. |
| 11/5 | Black Hills State | 2 p.m. |
| 11/12 | @Western Colorado | 2 p.m. |

MIDWESTERN STATE

| | | |
|-------|-----------------------|----------|
| 9/3 | Colorado State-Pueblo | L, 59-27 |
| 9/10 | @Eastern New Mexico | 7 p.m. |
| 9/17 | Michigan Tech | 7 p.m. |
| 9/24 | Simon Fraser | 7 p.m. |
| 10/1 | @Western New Mexico | 7 p.m. |
| 10/8 | West Texas A&M | 7 p.m. |
| 10/15 | @Central Washington | 8 p.m. |
| 10/22 | @UT Permian Basin | 6 p.m. |
| 10/29 | Western Oregon | 7 p.m. |
| 11/5 | @Texas A&M-Kingsville | 7 p.m. |
| 11/12 | Angelo State | 1 p.m. |

EASTERN NEW MEXICO

| | | |
|-------|-----------------------|-----------|
| 9/1 | @New Mexico Highlands | W, 34-18 |
| 9/10 | Midwestern State | 7 p.m. |
| 9/17 | @Tarleton State | 6 p.m. |
| 9/24 | @Texas A&M-Kingsville | 7 p.m. |
| 10/1 | Central Washington | 7 p.m. |
| 10/8 | @Angelo State | 6 p.m. |
| 10/15 | Simon Fraser | 7 p.m. |
| 10/22 | @Western Oregon | 3:05 p.m. |
| 10/29 | UT Permian Basin | 3 p.m. |
| 11/5 | @West Texas A&M | 6 p.m. |
| 11/12 | Western New Mexico | 3 p.m. |

TEXAS A&M-KINGSVILLE

| | | |
|-------|---------------------|---------|
| 9/3 | North American | W, 60-0 |
| 9/10 | Sul Ross State | 7 p.m. |
| 9/17 | @West Texas A&M | 7 p.m. |
| 9/24 | Eastern New Mexico | 7 p.m. |
| 10/1 | @Simon Fraser | 8 p.m. |
| 10/8 | Western New Mexico | 7 p.m. |
| 10/15 | UT Permian Basin | 7 p.m. |
| 10/22 | @Angelo State | 6 p.m. |
| 10/29 | @Central Washington | 8 p.m. |
| 11/5 | Midwestern State | 7 p.m. |
| 11/12 | Western Oregon | 7 p.m. |

WESTERN OREGON

| | | |
|-------|-----------------------|-----------|
| 9/1 | @Weber State | L, 41-5 |
| 9/10 | Lincoln (Calif.) | 3:05 p.m. |
| 9/17 | @Western New Mexico | 7 p.m. |
| 9/24 | UT Permian Basin | 3:05 p.m. |
| 10/1 | Angelo State | 3:05 p.m. |
| 10/8 | @Central Washington | 8 p.m. |
| 10/15 | West Texas A&M | 3:05 p.m. |
| 10/22 | Eastern New Mexico | 3:05 p.m. |
| 10/29 | @Midwestern State | 7 p.m. |
| 11/5 | Simon Fraser | 3:05 p.m. |
| 11/12 | @Texas A&M-Kingsville | 7 p.m. |

SIMON FRASER

| | | |
|-------|------------------------|-----------|
| 9/10 | Montana State Northern | Cancelled |
| 9/17 | Central Washington | 3 p.m. |
| 9/24 | @Midwestern State | 7 p.m. |
| 10/1 | Texas A&M-Kingsville | 8 p.m. |
| 10/8 | @UT Permian Basin | 6 p.m. |
| 10/15 | @Eastern New Mexico | 7 p.m. |
| 10/22 | Western New Mexico | 8 p.m. |
| 10/29 | Angelo State | 8 p.m. |
| 11/5 | @Western Oregon | 3:05 p.m. |
| 11/12 | West Texas A&M | 8 p.m. |
| 12/2 | British Columbia | 8 p.m. |

ANGELO STATE

| | | |
|-------|---------------------------|---------|
| 9/1 | Chadron State | W, 35-0 |
| 9/10 | @Colorado School of Mines | 1 p.m. |
| 9/17 | @UT Permian Basin | 6 p.m. |
| 9/24 | West Texas A&M | 6 p.m. |
| 10/1 | @Western Oregon | 3 p.m. |
| 10/8 | Eastern New Mexico | 6 p.m. |
| 10/15 | @Western New Mexico | 7 p.m. |
| 10/22 | Texas A&M-Kingsville | 6 p.m. |
| 10/29 | @Simon Fraser | 8 p.m. |
| 11/5 | Central Washington | 6 p.m. |
| 11/12 | @Midwestern State | 1 p.m. |

CENTRAL WASHINGTON

| | | |
|-------|----------------------|----------|
| 9/1 | @Ferris State | L, 36-20 |
| 9/10 | Western New Mexico | 8 p.m. |
| 9/17 | @Simon Fraser | 8 p.m. |
| 10/1 | @Eastern New Mexico | 7 p.m. |
| 10/8 | Western Oregon | 8 p.m. |
| 10/15 | Midwestern State | 8 p.m. |
| 10/22 | @West Texas A&M | 7 p.m. |
| 10/29 | Texas A&M-Kingsville | 8 p.m. |
| 11/5 | @Angelo State | 6 p.m. |
| 11/12 | UT Permian Basin | 3 p.m. |

COMBINED OVERALL RECORD: 4-6 (.400)



NEWS & NOTES**A LOOK AT THE GRIZZLIES**

Adams State opened up their 2022 season last Saturday night in Silver City, New Mexico as they fell to the Western New Mexico Mustangs, 34-20. ASU allowed 434 yards of total offense to the Mustangs including 300 thru the air.

Mark Salazar completed 21-of-43 passes for 163 yards and a pair of touchdowns last Saturday, being sacked twice while throwing a pair of interceptions. Elijah Harper caught five passes for a team-high 70 yards and a score in the loss.

ASU HEAD COACH JARRELL HARRISON

Jarrell Harrison was named the 24th head coach in Adam State history prior to the 2021 campaign as he holds an overall record of 1-11 during his time in Alamosa. Harrison spent the previous five seasons as an assistant as ASU working with the running backs and special teams. Harrison was an Honorable Mention All-Big 12 safety at Missouri during his collegiate career.

THE SERIES

The Buffaloes and Grizzlies meet for the eighth time in school history on the gridiron on Saturday night in Alamosa. WT is 6-1 all-time in the series that dates back to 1994. West Texas A&M is 3-0 all-time in Alamosa and Saturday marks their first trip to Rex Stadium since 2007.

HEAD COACH HUNTER HUGHES

Hunter Hughes is now in his sixth season at the helm of the Buffaloes as the Nashville, Tennessee native holds an overall record of 28-23 during his time in Canyon. A 1991 graduate of Middle Tennessee State, Hughes has coached 37 All-Lone Star Conference selections during his time in Maroon & White.

Hughes came to Canyon in December of 2016 following a decade as the Defensive Coordinator at Colorado State-Pueblo where the ThunderWolves made five NCAA Playoff appearances including a run to the 2014 NCAA Division II National Title.

THIS IS LSC FOOTBALL

The season kicks off Thursday, September 1st and the Lone Star Conference has 10 teams set to compete in 2022 with the addition of Central Washington, Simon Fraser and Western Oregon as affiliate members. Each team will play nine conference games to determine the LSC Champion.

2021 RECAP

The 2021 campaign saw the Buffs finish 7-4 overall including 5-2 in Lone Star Conference action. WT went 5-2 inside of Buffalo Stadium as well as finishing the season on a three-game win streak with victories over Texas A&M-Kingsville, Midwestern State and Bethel College.

The Buffs claimed 16 All-Lone Star Conference honors highlighted by freshman linebacker JT Cavender being named the LSC Linebacker of the Year as well as the LSC Defensive Freshman of the Year.

WHERE THE BUFFALOES ROAM

West Texas A&M is home to one of the premiere college football facilities in the country as Bain-Schaeffer Buffalo Stadium opened on September 7, 2019 to a capacity crowd of 10,145 fans as the Buffs toppled Asuza Pacific, 35-16. The state of the art facility included Hellas Matrix FusionH XP2 artificial turf along with seven ground-level suites and the Fairly Group Club.

AFCA DIVISION II TOP-25 POLL

For the first time during the Hunter Hughes era, West Texas A&M enters the American Football Coaches Association (AFCA) Division II Top-25 Poll ranked 23rd announced on Tuesday afternoon.

Defending National Champion Ferris State picked up 28 first place votes to sit atop of the poll following a 36-20 victory over Central Washington in the season opener.

LIVE COVERAGE

Saturday's game will be broadcasted on the Rocky Mountain Athletic Conference Digital Network. For more information, visit the Football Schedule page at GoBuffsGo.com.

HOME OF CHAMPIONS

West Texas A&M is home to one of the most successful athletic programs in all of NCAA Division II.

The 2021-22 campaign saw the Buffs and Lady Buffs claimed six Lone Star Conference Championships, three LSC Tournament crowns, two Regional Championships and four Top-5 track and field finishes including the NCAA Division II Outdoor Track & Field Women's National Championship.

QUICK FACTS**HEAD COACH HUNTER HUGHES**

Alma Mater..... Middle Tennessee St. ('91)
Career Record 28-23 (.549)
Record at WT 28-23 (.549)
LSC Record 15-16 (.484)

COACHING STAFF

Def. Line/Run Game..... JT Haddan
Offensive Coordinator..... Russ Martin
Linebackers/Pass Game Will Wagner
Offensive Line Brian Miller
Defensive Backs Le'Marcus Gibson
Wide Receivers Christian LeMay
Graduate Assistant..... Jax Bellar
Graduate Assistant..... Brock Larsen
Graduate Assistant..... Mark Martinez
Graduate Assistant..... T.D. Stein
Graduate Assistant..... Chris Watkins

SUPPORT STAFF

Dir. of Sports Medicine..... Luke Kasper
Athletic Performance Ben Kozak
Manager..... Rudy Faulkner
Manager..... Bryce Huddleston
Manager..... Seth Ortega
Manager..... Jason Ratliff
Manager..... Elijah Young

TEAM HISTORY

First Year 1910 (110th Season)
All-Time Record 532-524-22 (.502)
LSC Record 124-117 (.515)
LSC Championships..... 5
Undefeated Seasons..... 1 (1918)
10+ Win Seasons..... 7

BAIN-SCHAEFFER BUFFALO STADIUM

Capacity 8,500
Surface Matrix Turf FusionH XP2
First Season 2019
Inaugural Game September 7, 2019
Record 13-5 (.722)
All-Time Attendance 112,184
Average..... 6,232

SOCIAL MEDIA

Twitter..... @WTAMUFootball
Instagram @WTAMU_Footbal
Hashtag..... #RollDamnBuffs
Website GoBuffsGo.com

ON THIS DAY

The Buffs are 3-2 all-time on September 10th as WT has won their last three games played on this date including a 1994 meeting with Adams State.

1983 - Abilene Christian (L, 28-3)
1988 - at Truman State (L, 45-28)
1994 - Adams State (W, 14-7)
2005 - at Central Oklahoma (W, 44-31)
2016 - at Colorado State-Pueblo (W, 26-10)



DEPTH CHART

OFFENSE

| | | | | | |
|-----------|----|--------------------|------|-----|-------|
| QB | 15 | Nick Gerber | 6-1 | 184 | Sr. |
| | 13 | Caleb Arreola | 6-2 | 195 | Sr. |
| RB | 1 | Jarrod Compton | 5-10 | 185 | Sr. |
| | 18 | Isaiah Smallwood | 5-10 | 200 | So. |
| WR | 9 | Tyler Sweet | 5-8 | 165 | Sr. |
| | 80 | Tyshawn Buckner | 6-3 | 190 | So. |
| WR | 11 | Hunter Kaufman | 5-11 | 180 | Jr. |
| | 25 | Kris Sims | 5-9 | 180 | R-Fr. |
| WR | 8 | Noah Bogardus | 6-1 | 185 | Sr. |
| | 19 | Tyrie Tipton | 5-11 | 160 | So. |
| TE | 7 | Jeremie Karngbaye | 6-4 | 235 | Sr. |
| | 14 | Maxwell Perez | 6-4 | 245 | Jr. |
| LT | 75 | Adam Alcorta | 6-5 | 300 | Jr. |
| | 70 | Arza Brown | 6-4 | 280 | R-Fr. |
| LG | 76 | Zach Dietrich | 6-2 | 290 | So. |
| | 71 | Dylan Brought | 6-4 | 315 | R-Fr. |
| C | 52 | Zane Madison | 6-3 | 307 | Jr. |
| | 60 | Sterling Henderson | 6-3 | 270 | Jr. |
| RG | 66 | Patrick Gray | 6-0 | 275 | So. |
| | 78 | Morgan Picha | 6-4 | 310 | So. |
| RT | 72 | Samuel Treadaway | 6-6 | 240 | R-Fr. |
| | 56 | Grayson Williams | 6-5 | 260 | So. |

DEFENSE

| | | | | | |
|-------------|----|-------------------|------|-----|-------|
| DE | 96 | Michael Smith | 6-0 | 250 | So. |
| | 44 | Simote Samate | 6-3 | 260 | Sr. |
| NG | 74 | Xavier Rivera | 6-2 | 290 | Jr. |
| | 91 | Antonio Iwuagwu | 6-1 | 265 | So. |
| DE | 10 | Dillon Mata | 6-2 | 235 | Jr. |
| | 51 | Eric Goodman | 6-4 | 210 | So. |
| LOU | 40 | Cole Oster | 6-1 | 215 | So. |
| | 21 | Koby King | 6-0 | 210 | R-Fr. |
| SAM | 45 | JT Cavender | 6-0 | 220 | So. |
| | 47 | Sam Hampton | 6-0 | 195 | So. |
| WILL | 31 | Chris Thomas | 6-3 | 210 | Sr. |
| | 23 | Terrance Clark | 6-0 | 200 | Sr. |
| ROB | 43 | Darius Carlson | 6-3 | 220 | So. |
| | 49 | Braylon Sugg | 6-0 | 215 | R-Fr. |
| CB | 3 | Ty Dillon | 5-9 | 165 | So. |
| | 30 | Leonard Adams | 6-3 | 185 | Fr. |
| CB | 33 | Jake Cospers | 6-0 | 165 | Jr. |
| | 48 | Omarion Jackson | 6-0 | 185 | Fr. |
| S | 46 | Preston Stezewski | 6-0 | 185 | So. |
| | 22 | Gage Smith | 5-11 | 185 | So. |
| S | 24 | Carson Otworth | 6-1 | 180 | R-Fr. |
| | 28 | Freddie Simmons | 6-3 | 210 | So. |

SPECIALISTS

| | | | | | |
|-------------|----|------------------|------|-----|-------|
| PK | 20 | Gage Urias | 5-10 | 165 | Sr. |
| | 99 | Cason Polivoda | 5-8 | 140 | So. |
| H | 12 | Kyle Brown | 6-1 | 185 | R-Fr. |
| | 16 | Joshua Culwell | 6-3 | 195 | R-Fr. |
| LS | 50 | Brayden Gerlich | 6-4 | 195 | R-Fr. |
| | 54 | Jimmy Fex | 6-1 | 215 | Fr. |
| P | 17 | Ahlee Yart | 5-8 | 155 | R-Fr. |
| | 20 | Gage Urias | 5-10 | 165 | Sr. |
| KRET | 5 | Hesston Marshall | 6-0 | 175 | So. |
| | 11 | Hunter Kaufman | 5-11 | 180 | Jr. |
| PRET | 9 | Tyler Sweet | 5-8 | 165 | Sr. |
| | 5 | Hesston Marshall | 6-0 | 175 | So. |



ALPHABETICAL ROSTER

| No. | Name | Pos. | Yr. | Ht. | Wt. | Exp. | Hometown (High School/Previous School) |
|-----|----------------------|------|-------|------|-----|------|---|
| 30 | Leondard Adams | DB | Fr. | 6-3 | 185 | HS | San Antonio, Texas (Stevens HS) |
| 35 | Daniel Ajayi | LB | Fr. | 5-11 | 205 | HS | Plano, Texas (Frisco Liberty HS) |
| 75 | Adam Alcorta | OL | Jr. | 6-5 | 256 | 3L | New Braunfels, Texas (Canyon HS) |
| 29 | Michael Arceneaux II | ATH | Jr. | 5-11 | 175 | TR | Opelousas, Louisiana (Opelousas HS/Louisiana Community Christian) |
| 13 | Caleb Arreola | QB | Jr. | 6-2 | 195 | 2L | Chino, California (Chino Hills HS/Chaffey College) |
| | Tovo Asaeli | DB | Fr. | 6-2 | 195 | HS | Eules, Texas (Trinity HS) |
| 67 | Aydan Blair | OL | Fr. | 6-8 | 270 | HS | Dallas, Texas (Kimball HS) |
| 8 | Noah Bogardus | WR | Sr. | 6-1 | 185 | 1L | Eastvale, California (Norco HS/Azusa Pacific) |
| 71 | Dylan Brought | OL | R-Fr. | 6-4 | 315 | RS | San Antonio, Texas (O'Connor HS) |
| 70 | Arza Brown | OL | R-Fr. | 6-4 | 280 | RS | Dallas, Texas (Molina HS) |
| 12 | Kyle Brown | QB | R-Fr. | 6-1 | 185 | RS | Cedar Park, Texas (Vista Ridge HS) |
| | La'Travin Brown | DB | Fr. | 5-8 | 160 | HS | Amarillo, Texas (Tascosa HS) |
| 6 | Shakell Brown | TE | So. | 6-2 | 250 | TR | Victorville, California (Adelanto HS/Chaffey College) |
| 80 | Tyshawn Buckner | WR | So. | 6-3 | 190 | 1L | Birmingham, Alabama (Homewood HS/Navy) |
| | Kobe Burgess | DB | Fr. | 6-0 | 185 | HS | Killeen, Texas (Shoemaker HS) |
| | Jaxon Burnett | P | Fr. | 5-9 | 155 | HS | Lubbock, Texas (Trinity Christian HS) |
| | Rafe Butcher | WR | R-Fr. | 5-11 | 175 | RS | Canyon, Texas (Canyon HS) |
| 26 | Darius Carlson | LB | So. | 6-3 | 220 | 1L | Wenatchee, Washington (Wenatchee HS/Central Washington) |
| | Niko Castaneda | OL | Fr. | 6-4 | 300 | HS | Meadow, Texas (Meadow HS) |
| 45 | JT Cavender | LB | So. | 6-0 | 220 | 2L | Midlothian, Texas (Midlothian HS) |
| 23 | Terrance Clark | LB | Sr. | 6-0 | 200 | 3L | Dallas, Texas (Lake Highlands HS) |
| 82 | Reagan Cochran | TE | R-Fr. | 6-3 | 205 | RS | Canadian, Texas (Canadian HS) |
| 1 | Jarrold Compton | RB | Sr. | 5-10 | 185 | 4L | Lubbock, Texas (Coronado HS) |
| 33 | Jake Cospers | DB | Jr. | 6-0 | 165 | 2L | Albuquerque, New Mexico (Hope Christian HS) |
| 83 | Ryan Cospers | WR | Fr. | 6-3 | 190 | TR | Albuquerque, New Mexico (Hope Christian HS/New Mexico) |
| 43 | Leo Covington | LB | Fr. | 6-0 | 200 | HS | Grapevine, Texas (Colleyville Heritage HS) |
| 42 | Cade Cox | LB | R-Fr. | 6-0 | 200 | RS | Dumas, Texas (Dumas HS) |
| | Jakobe Crawford | DB | Fr. | 5-9 | 180 | HS | Houston, Texas (C.E. King HS) |
| 16 | Joshua Culwell | QB | R-Fr. | 6-3 | 195 | RS | Canadian, Texas (Canadian HS) |
| 76 | Zach Dietrich | OL | So. | 6-2 | 285 | 2L | Keller, Texas (Keller HS) |
| 41 | Dallan Dill | LB | Fr. | 5-10 | 220 | HS | Dumas, Texas (Dumas HS) |
| 3 | Ty Dillon | DB | So. | 5-9 | 165 | 1L | Round Rock, Texas (Round Rock HS) |
| | Tavori Donaldson | LB | Fr. | 6-2 | 255 | HS | Round Rock, Texas (Round Rock HS) |
| 34 | Quinton Evans | DB | Fr. | 5-11 | 170 | HS | Mesquite, Texas (Mesquite HS) |
| 54 | Jimmy Fex | LS | Fr. | 6-1 | 215 | HS | McKinney, Texas (Boyd HS) |
| | Seth Ford | P | R-Fr. | 6-1 | 225 | RS | Round Rock, Texas (Round Rock HS) |
| | Tymere Garrett | DB | Fr. | 6-1 | 210 | HS | Castroville, Texas (Medina Valley HS) |
| 68 | Michael Geeker | OL | Fr. | 6-5 | 270 | HS | Houston, Texas (Cypress Lakes HS) |
| 15 | Nick Gerber | QB | Sr. | 6-1 | 175 | 3L | Levelland, Texas (Levelland HS/Tyler JC/Texas Tech) |
| 50 | Brayden Gerlich | LB | R-Fr. | 6-4 | 195 | RS | Colleyville, Texas (Heritage HS/Texas Tech) |
| 51 | Eric Goodman | DL | So. | 6-4 | 210 | 1L | College Station, Texas (A&M Consolidated HS) |
| 66 | Patrick Gray | OL | So. | 6-0 | 275 | 2L | San Antonio, Texas (James Madison HS) |
| 47 | Sam Hampton | LB | So. | 6-0 | 195 | 1L | Katy, Texas (Morton Ranch HS) |
| | Jason Harris | LB | R-Fr. | 6-1 | 200 | RS | Austin, Texas (Del Valle HS) |
| 60 | Sterling Henderson | OL | Jr. | 6-3 | 270 | 2L | Farwell, Texas (Farwell HS/Texas Lutheran) |
| 37 | Jonathan Hernandez | LB | So. | 6-1 | 206 | 2L | Hereford, Texas (Hereford HS) |
| | Jarrett Hutson | LB | Fr. | 6-3 | 200 | HS | Prosper, Texas (Rock Hill HS) |
| 91 | Antonio Iwuagwu | DL | So. | 6-1 | 265 | 1L | San Antonio, Texas (Roosevelt HS) |
| 90 | Jaden Jackson | DL | R-Fr. | 6-0 | 240 | RS | San Antonio, Texas (Harlan HS) |
| 48 | Omarion Jackson | DB | Fr. | 6-0 | 185 | HS | Salt Lake City, Utah (Hunter HS) |
| | Tyler Jackson | LB | Fr. | 6-1 | 185 | HS | Wylie, Texas (Wylie East HS) |
| 93 | Hayden Jansky | DL | Fr. | 6-3 | 240 | HS | Magnolia, Texas (Magnolia West HS) |
| | John Jennings | WR | So. | 5-9 | 185 | TR | Allen, Texas (Allen HS/Saddleback College) |
| | Taj Johnson | LB | Fr. | 6-1 | 225 | HS | Pflugerville, Texas (Del Valle HS) |
| 7 | Jeremie Karngbaye | TE | Sr. | 6-4 | 235 | 3L | Portales, New Mexico (Portales HS/Eastern Arizona JC) |
| 11 | Hunter Kaufman | WR | Jr. | 5-11 | 180 | 1L | Pratt, Kansas (Prett HS/Kansas) |
| 21 | Koby King | LB | R-Fr. | 6-0 | 210 | RS | Houston, Texas (Summer Creek HS) |
| | Brayden Klafka | DB | Fr. | 6-2 | 180 | HS | Spearman, Texas (Spearman HS) |
| 79 | Braedon Leshe | OL | So. | 6-6 | 300 | 2L | The Woodlands, Texas (College Park HS) |
| 52 | Zane Madison | OL | Jr. | 6-3 | 295 | 3L | Van Alstyne, Texas (Van Alstyne HS) |
| | Christian Marshall | WR | R-Fr. | 6-3 | 175 | RS | Wimberley, Texas (Wimberley HS) |
| 5 | Hesston Marshall | ATH | So. | 6-0 | 175 | 1L | Wheeler, Texas (Wheeler HS) |
| 10 | Dillon Mata | DL | Jr. | 6-2 | 240 | 3L | Austin, Texas (Austin HS) |
| 84 | Gervin McCarthy | WR | Fr. | 6-1 | 160 | HS | Mesquite, Texas (Mesquite HS) |
| | Tray'vian McCoy-Gay | RB | Fr. | 5-10 | 185 | HS | Round Rock, Texas (Round Rock HS) |
| 36 | Ben McCreary | RB | Fr. | 5-10 | 190 | HS | San Antonio, Texas (Johnson HS) |
| 77 | AJ McGruder | DL | So. | 6-2 | 305 | 1L | Waxahachie, Texas (Waxahachie HS) |
| | Greg Meeks | LB | Fr. | 6-2 | 205 | HS | Houston, Texas (Mayde Creek HS) |



ALPHABETICAL ROSTER

| | | | | | | | |
|----|------------------------|-----|-------|------|-----|----|--|
| 53 | Olisa Meka | DL | R-Fr. | 6-4 | 275 | RS | Houston, Texas (Kempner HS) |
| | Donald Miles | LB | Fr. | 6-2 | 220 | HS | Dallas, Texas (Kimball HS) |
| | Christian Morris | LB | Fr. | 6-0 | 210 | HS | Houston, Texas (Klein Forest HS) |
| 57 | Elijah Nunez | LB | R-Fr. | 6-0 | 235 | RS | Midland, Texas (Lee HS) |
| 65 | Riley O'Rourke | OL | R-Fr. | 6-5 | 260 | RS | Vancouver, Washington (Skyview HS/Central Washington) |
| 32 | Brian Okoye | RB | Fr. | 6-0 | 220 | HS | Sachse, Texas (Sachse HS) |
| 39 | Michael Onozie | DB | Jr. | 5-11 | 185 | 3L | Houston, Texas (Dobie HS) |
| 97 | Favour Osizugbo | DL | Fr. | 6-3 | 250 | HS | Houston, Texas (Dobie HS) |
| 40 | Cole Oster | LB | So. | 6-1 | 215 | 1L | Castle Rock, Colorado (Castle View HS/Montana State) |
| 24 | Carson Otworth | DB | R-Fr. | 6-1 | 180 | RS | Round Rock, Texas (Round Rock HS) |
| 95 | Joseph Overton | DL | Fr. | 6-2 | 210 | HS | Bastrop, Texas (Bastrop HS) |
| 98 | Marquese Owens | DL | Fr. | 6-3 | 225 | HS | Dallas, Texas (Adams HS) |
| 63 | Tashaun Pennington | OL | Fr. | 6-6 | 275 | HS | Houston, Texas (Alief Hastings HS) |
| 14 | Maxwell Perez | TE | Jr. | 6-4 | 220 | 3L | Austin, Texas (McCallum HS) |
| 78 | Morgan Picha | OL | So. | 6-4 | 285 | 2L | Decatur, Texas (Decatur HS) |
| 99 | Cason Polivoda | K | So. | 5-8 | 140 | 1L | Amarillo, Texas (Caprock HS) |
| 86 | Brennan Ray | TE | Fr. | 6-2 | 240 | HS | Rockwall, Texas (Rockwall HS) |
| 2 | Kenneath Redd Jr. | WR | Jr. | 6-1 | 190 | 2L | Detroit, Michigan (Fraser HS/Urbana) |
| 64 | Brady Reed | OL | Fr. | 6-4 | 260 | HS | Shallowater, Texas (Shallowater HS) |
| 92 | Ashton Reynolds | DL | So. | 6-1 | 220 | 2L | Houston, Texas (North Shore HS) |
| 74 | Xavier Rivera | DL | Jr. | 6-2 | 290 | 3L | Abernathy, Texas (Abernathy HS) |
| 94 | Caden Rodenbaugh | DL | Fr. | 6-4 | 200 | HS | Bastrop, Texas (Bastrop HS) |
| 44 | Simote Samate | DL | Sr. | 6-3 | 260 | 1L | Aurora, Colorado (Grandview HS/Colorado Mesa) |
| 73 | Tavian Scruggs | OL | Fr. | 6-4 | 295 | HS | Sherman, Texas (Sherman HS) |
| 38 | Sign Shuva | DB | Fr. | 5-9 | 170 | HS | Allen, Texas (Allen HS) |
| | Terince Siafa | ATH | R-Fr. | 6-2 | 185 | RS | La Porte, Texas (La Porte HS) |
| 28 | Freddie Simmons | DB | So. | 6-3 | 210 | TR | Tallahassee, Florida (Lincoln HS/Itasca CC) |
| 25 | Kris Sims | ATH | R-Fr. | 5-9 | 180 | RS | Arlington, Texas (Arlington HS) |
| 18 | Isaiah Smallwood | RB | So. | 5-10 | 200 | 1L | Austin, Texas (Vandegrift HS) |
| 22 | Gage Smith | DB | So. | 5-11 | 185 | 2L | Sherman, Texas (Sherman HS) |
| 4 | Michael Smith | DL | So. | 6-0 | 250 | 1L | Kansas City, Missouri (Platte County HS) |
| 55 | Sosa Sokimi | DL | Fr. | 6-0 | 260 | HS | Lampasas, Texas (Lampasas HS) |
| 46 | Preston Steszewski | DB | So. | 6-0 | 185 | 2L | Missouri City, Texas (Ridge Point HS) |
| 49 | Braylon Sugg | LB | R-Fr. | 6-0 | 215 | RS | Austin, Texas (Hutto HS) |
| 85 | Brody Sutterfield | WR | So. | 6-1 | 180 | 1L | Amarillo, Texas (Bushland HS) |
| 9 | Tyler Sweet | WR | Sr. | 5-8 | 165 | TR | Rialto, California (Upland HS/Middle Tennessee State) |
| 31 | Christopher Thomas | LB | Sr. | 6-3 | 210 | 4L | Humble, Texas (Atascocita HS) |
| | Marlon Thompson-Leatch | DL | Fr. | 5-10 | 295 | HS | Mesquite, Texas (Mesquite HS) |
| | Thomas Thornburg | LB | Fr. | 5-10 | 220 | HS | Georgetown, Texas (East View HS) |
| 19 | Tyrie Tipton | WR | So. | 5-11 | 160 | 2L | Lubbock, Texas (Monterey HS) |
| 72 | Samuel Treadaway | OL | R-Fr. | 6-6 | 240 | RS | Katy, Texas (Seven Lakes HS) |
| 20 | Gage Urias | P/K | Sr. | 5-10 | 165 | 2L | Lubbock, Texas (Coronado HS/Cisco College) |
| | Blake Waters | WR | So. | 5-10 | 160 | 1L | Richardson, Texas (J.J. Pearce HS) |
| 96 | Adam Whitfield | DL | Fr. | 6-3 | 205 | HS | Round Rock, Texas (Stony Point HS) |
| 56 | Grayson Williams | OL | So. | 6-5 | 255 | 2L | Keller, Texas (Keller HS) |
| | Tyras Winfield | RB | Fr. | 5-9 | 170 | HS | Humble, Texas (Atascocita HS) |
| | Tyree Woods | LB | Fr. | 6-2 | 235 | HS | Dickinson, Texas (Dickinson HS) |
| 27 | Stan Wynn | DB | So. | 6-1 | 210 | TR | Sanford, Florida (Seminole HS/Northeastern Oklahoma A&M) |
| 17 | Ahlee Yart | K | R-Fr. | 5-8 | 155 | RS | Dumas, Texas (Dumas HS) |



NUMERICAL ROSTER

| No. | Name | Pos. | Yr. | Ht. | Wt. | Exp. | Hometown (High School/Previous School) |
|-----|----------------------|------|-------|------|-----|------|---|
| 1 | Jarrold Compton | RB | Sr. | 5-10 | 185 | 4L | Lubbock, Texas (Coronado HS) |
| 2 | Kenneath Redd Jr. | WR | Jr. | 6-1 | 190 | 2L | Detroit, Michigan (Fraser HS/Urbana) |
| 3 | Ty Dillon | DB | So. | 5-9 | 165 | 1L | Round Rock, Texas (Round Rock HS) |
| 4 | Michael Smith | DL | So. | 6-0 | 250 | 1L | Kansas City, Missouri (Platte County HS) |
| 5 | Hesston Marshall | ATH | So. | 6-0 | 175 | 1L | Wheeler, Texas (Wheeler HS) |
| 6 | Shakell Brown | TE | So. | 6-2 | 250 | TR | Victorville, California (Adelanto HS/Chaffey College) |
| 7 | Jeremie Karngbaye | TE | Sr. | 6-4 | 235 | 3L | Portales, New Mexico (Portales HS/Eastern Arizona JC) |
| 8 | Noah Bogardus | WR | Sr. | 6-1 | 185 | 1L | Eastvale, California (Norco HS/Azusa Pacific) |
| 9 | Tyler Sweet | WR | Sr. | 5-8 | 165 | TR | Rialto, California (Upland HS/Middle Tennessee State) |
| 10 | Dillon Mata | DL | Jr. | 6-2 | 240 | 3L | Austin, Texas (Austin HS) |
| 11 | Hunter Kaufman | WR | Jr. | 5-11 | 180 | 1L | Pratt, Kansas (Prett HS/Kansas) |
| 12 | Kyle Brown | QB | R-Fr. | 6-1 | 185 | RS | Cedar Park, Texas (Vista Ridge HS) |
| 13 | Caleb Arreola | QB | Jr. | 6-2 | 195 | 2L | Chino, California (Chino Hills HS/Chaffey College) |
| 14 | Maxwell Perez | TE | Jr. | 6-4 | 220 | 3L | Austin, Texas (McCallum HS) |
| 15 | Nick Gerber | QB | Sr. | 6-1 | 175 | 3L | Levelland, Texas (Levelland HS/Tyler JC/Texas Tech) |
| 16 | Joshua Culwell | QB | R-Fr. | 6-3 | 195 | RS | Canadian, Texas (Canadian HS) |
| 17 | Ahlee Yart | K | R-Fr. | 5-8 | 155 | RS | Dumas, Texas (Dumas HS) |
| 18 | Isaiah Smallwood | RB | So. | 5-10 | 200 | 1L | Austin, Texas (Vandegriff HS) |
| 19 | Tyrie Tipton | WR | So. | 5-11 | 160 | 2L | Lubbock, Texas (Monterey HS) |
| 20 | Gage Urias | P/K | Sr. | 5-10 | 165 | 2L | Lubbock, Texas (Coronado HS/Cisco College) |
| 21 | Koby King | LB | R-Fr. | 6-0 | 210 | RS | Houston, Texas (Summer Creek HS) |
| 22 | Gage Smith | DB | So. | 5-11 | 185 | 2L | Sherman, Texas (Sherman HS) |
| 23 | Terrance Clark | LB | Sr. | 6-0 | 200 | 3L | Dallas, Texas (Lake Highlands HS) |
| 24 | Carson Otworth | DB | R-Fr. | 6-1 | 180 | RS | Round Rock, Texas (Round Rock HS) |
| 25 | Kris Sims | ATH | R-Fr. | 5-9 | 180 | RS | Arlington, Texas (Arlington HS) |
| 26 | Darius Carlson | LB | So. | 6-3 | 220 | 1L | Wenatchee, Washington (Wenatchee HS/Central Washington) |
| 27 | Stan Wynn | DB | So. | 6-1 | 210 | TR | Sanford, Florida (Seminole HS/Northeastern Oklahoma A&M) |
| 28 | Freddie Simmons | DB | So. | 6-3 | 210 | TR | Tallahassee, Florida (Lincoln HS/Itasca CC) |
| 29 | Michael Arceneaux II | ATH | Jr. | 5-11 | 175 | TR | Opelousas, Louisiana (Opelousas HS/Louisiana Community Christian) |
| 30 | Leonard Adams | DB | Fr. | 6-3 | 185 | HS | San Antonio, Texas (Stevens HS) |
| 31 | Christopher Thomas | LB | Sr. | 6-3 | 210 | 4L | Humble, Texas (Atascocita HS) |
| 32 | Brian Okoye | RB | Fr. | 6-0 | 220 | HS | Sachse, Texas (Sachse HS) |
| 33 | Jake Cospers | DB | Jr. | 6-0 | 165 | 2L | Albuquerque, New Mexico (Hope Christian HS) |
| 34 | Quinton Evans | DB | Fr. | 5-11 | 170 | HS | Mesquite, Texas (Mesquite HS) |
| 35 | Daniel Ajayi | LB | Fr. | 5-11 | 205 | HS | Plano, Texas (Frisco Liberty HS) |
| 36 | Ben McCreary | RB | Fr. | 5-10 | 190 | HS | San Antonio, Texas (Johnson HS) |
| 37 | Jonathan Hernandez | LB | So. | 6-1 | 206 | 2L | Hereford, Texas (Hereford HS) |
| 38 | Sign Shuva | DB | Fr. | 5-9 | 170 | HS | Allen, Texas (Allen HS) |
| 39 | Michael Onozie | DB | Jr. | 5-11 | 185 | 3L | Houston, Texas (Dobie HS) |
| 40 | Cole Oster | LB | So. | 6-1 | 215 | 1L | Castle Rock, Colorado (Castle View HS/Montana State) |
| 41 | Dallan Dill | LB | Fr. | 5-10 | 220 | HS | Dumas, Texas (Dumas HS) |
| 42 | Cade Cox | LB | R-Fr. | 6-0 | 200 | RS | Dumas, Texas (Dumas HS) |
| 43 | Leo Covington | LB | Fr. | 6-0 | 200 | HS | Grapevine, Texas (Colleyville Heritage HS) |
| 44 | Simote Samate | DL | Sr. | 6-3 | 260 | 1L | Aurora, Colorado (Grandview HS/Colorado Mesa) |
| 45 | JT Cavender | LB | So. | 6-0 | 220 | 2L | Midlothian, Texas (Midlothian HS) |
| 46 | Preston Steszewski | DB | So. | 6-0 | 185 | 2L | Missouri City, Texas (Ridge Point HS) |
| 47 | Sam Hampton | LB | So. | 6-0 | 195 | 1L | Katy, Texas (Morton Ranch HS) |
| 48 | Omarion Jackson | DB | Fr. | 6-0 | 185 | HS | Salt Lake City, Utah (Hunter HS) |
| 49 | Braylon Sugg | LB | R-Fr. | 6-0 | 215 | RS | Austin, Texas (Hutto HS) |
| 50 | Brayden Gerlich | LB | R-Fr. | 6-4 | 195 | RS | Colleyville, Texas (Heritage HS/Texas Tech) |
| 51 | Eric Goodman | DL | So. | 6-4 | 210 | 1L | College Station, Texas (A&M Consolidated HS) |
| 52 | Zane Madison | OL | Jr. | 6-3 | 295 | 3L | Van Alstyne, Texas (Van Alstyne HS) |
| 53 | Olisa Meka | DL | R-Fr. | 6-4 | 275 | RS | Houston, Texas (Kempner HS) |
| 54 | Jimmy Fex | LS | Fr. | 6-1 | 215 | HS | McKinney, Texas (Boyd HS) |
| 55 | Sosa Sokimi | DL | Fr. | 6-0 | 260 | HS | Lampasas, Texas (Lampasas HS) |
| 56 | Grayson Williams | OL | So. | 6-5 | 255 | 2L | Keller, Texas (Keller HS) |
| 57 | Elijah Nunez | LB | R-Fr. | 6-0 | 235 | RS | Midland, Texas (Lee HS) |
| 60 | Sterling Henderson | OL | Jr. | 6-3 | 270 | 2L | Farwell, Texas (Farwell HS/Texas Lutheran) |
| 63 | Tashaun Pennington | OL | Fr. | 6-6 | 275 | HS | Houston, Texas (Alief Hastings HS) |
| 64 | Brady Reed | OL | Fr. | 6-4 | 260 | HS | Shallowater, Texas (Shallowater HS) |
| 65 | Riley O'Rourke | OL | R-Fr. | 6-5 | 260 | RS | Vancouver, Washington (Skyview HS/Central Washington) |
| 66 | Patrick Gray | OL | So. | 6-0 | 275 | 2L | San Antonio, Texas (James Madison HS) |
| 67 | Aydan Blair | OL | Fr. | 6-8 | 270 | HS | Dallas, Texas (Kimball HS) |
| 68 | Michael Geeker | OL | Fr. | 6-5 | 270 | HS | Houston, Texas (Cypress Lakes HS) |
| 70 | Arza Brown | OL | R-Fr. | 6-4 | 280 | RS | Dallas, Texas (Molina HS) |
| 71 | Dylan Brought | OL | R-Fr. | 6-4 | 315 | RS | San Antonio, Texas (O'Connor HS) |
| 72 | Samuel Treadaway | OL | R-Fr. | 6-6 | 240 | RS | Katy, Texas (Seven Lakes HS) |
| 73 | Tavian Scruggs | OL | Fr. | 6-4 | 295 | HS | Sherman, Texas (Sherman HS) |



NUMERICAL ROSTER

| | | | | | | | |
|----|------------------------|-----|-------|------|-----|----|--|
| 74 | Xavier Rivera | DL | Jr. | 6-2 | 290 | 3L | Abernathy, Texas (Abernathy HS) |
| 75 | Adam Alcorta | OL | Jr. | 6-5 | 256 | 3L | New Braunfels, Texas (Canyon HS) |
| 76 | Zach Dietrich | OL | So. | 6-2 | 285 | 2L | Keller, Texas (Keller HS) |
| 77 | AJ McGruder | DL | So. | 6-2 | 305 | 1L | Waxahachie, Texas (Waxahachie HS) |
| 78 | Morgan Picha | OL | So. | 6-4 | 285 | 2L | Decatur, Texas (Decatur HS) |
| 79 | Braedon Leshe | OL | So. | 6-6 | 300 | 2L | The Woodlands, Texas (College Park HS) |
| 80 | Tyshawn Buckner | WR | So. | 6-3 | 190 | 1L | Birmingham, Alabama (Homewood HS/Navy) |
| 82 | Reagan Cochran | TE | R-Fr. | 6-3 | 205 | RS | Canadian, Texas (Canadian HS) |
| 83 | Ryan Cospers | WR | Fr. | 6-3 | 190 | TR | Albuquerque, New Mexico (Hope Christian HS/New Mexico) |
| 84 | Gervin McCarthy | WR | Fr. | 6-1 | 160 | HS | Mesquite, Texas (Mesquite HS) |
| 85 | Brody Sutterfield | WR | So. | 6-1 | 180 | 1L | Amarillo, Texas (Bushland HS) |
| 86 | Brennan Ray | TE | Fr. | 6-2 | 240 | HS | Rockwall, Texas (Rockwall HS) |
| 90 | Jaden Jackson | DL | R-Fr. | 6-0 | 240 | RS | San Antonio, Texas (Harlan HS) |
| 91 | Antonio Iwuagwu | DL | So. | 6-1 | 265 | 1L | San Antonio, Texas (Roosevelt HS) |
| 92 | Ashton Reynolds | DL | So. | 6-1 | 220 | 2L | Houston, Texas (North Shore HS) |
| 93 | Hayden Jansky | DL | Fr. | 6-3 | 240 | HS | Magnolia, Texas (Magnolia West HS) |
| 94 | Caden Rodenbaugh | DL | Fr. | 6-4 | 200 | HS | Bastrop, Texas (Bastrop HS) |
| 95 | Joseph Overton | DL | Fr. | 6-2 | 210 | HS | Bastrop, Texas (Bastrop HS) |
| 96 | Adam Whitfield | DL | Fr. | 6-3 | 205 | HS | Round Rock, Texas (Stony Point HS) |
| 97 | Favour Osizugbo | DL | Fr. | 6-3 | 250 | HS | Houston, Texas (Dobie HS) |
| 98 | Marquese Owens | DL | Fr. | 6-3 | 225 | HS | Dallas, Texas (Adams HS) |
| 99 | Cason Polivoda | K | So. | 5-8 | 140 | 1L | Amarillo, Texas (Caprock HS) |
| | Tovo Asaeli | DB | Fr. | 6-2 | 195 | HS | Eules, Texas (Trinity HS) |
| | La'Travian Brown | DB | Fr. | 5-8 | 160 | HS | Amarillo, Texas (Tascosa HS) |
| | Kobe Burgess | DB | Fr. | 6-0 | 185 | HS | Killeen, Texas (Shoemaker HS) |
| | Jaxon Burnett | P | Fr. | 5-9 | 155 | HS | Lubbock, Texas (Trinity Christian HS) |
| | Rafe Butcher | WR | R-Fr. | 5-11 | 175 | RS | Canyon, Texas (Canyon HS) |
| | Niko Castaneda | OL | Fr. | 6-4 | 300 | HS | Meadow, Texas (Meadow HS) |
| | Jakobe Crawford | DB | Fr. | 5-9 | 180 | HS | Houston, Texas (C.E. King HS) |
| | Tavori Donaldson | LB | Fr. | 6-2 | 255 | HS | Round Rock, Texas (Round Rock HS) |
| | Seth Ford | P | R-Fr. | 6-1 | 225 | RS | Round Rock, Texas (Round Rock HS) |
| | Tymere Garrett | DB | Fr. | 6-1 | 210 | HS | Castroville, Texas (Medina Valley HS) |
| | Jason Harris | LB | R-Fr. | 6-1 | 200 | RS | Austin, Texas (Del Valle HS) |
| | Jarrett Hutson | LB | Fr. | 6-3 | 200 | HS | Prosper, Texas (Rock Hill HS) |
| | Tyler Jackson | LB | Fr. | 6-1 | 185 | HS | Wylie, Texas (Wylie East HS) |
| | John Jennings | WR | So. | 5-9 | 185 | TR | Allen, Texas (Allen HS/Saddleback College) |
| | Taj Johnson | LB | Fr. | 6-1 | 225 | HS | Pflugerville, Texas (Del Valle HS) |
| | Brayden Klafka | DB | Fr. | 6-2 | 180 | HS | Spearman, Texas (Spearman HS) |
| | Christian Marshall | WR | R-Fr. | 6-3 | 175 | RS | Wimberley, Texas (Wimberley HS) |
| | Tray'vian McCoy-Gay | RB | Fr. | 5-10 | 185 | HS | Round Rock, Texas (Round Rock HS) |
| | Greg Meeks | LB | Fr. | 6-2 | 205 | HS | Houston, Texas (Mayde Creek HS) |
| | Donald Miles | LB | Fr. | 6-2 | 220 | HS | Dallas, Texas (Kimball HS) |
| | Christian Morris | LB | Fr. | 6-0 | 210 | HS | Houston, Texas (Klein Forest HS) |
| | Terince Siafa | ATH | R-Fr. | 6-2 | 185 | RS | La Porte, Texas (La Porte HS) |
| | Marlon Thompson-Leatch | DL | Fr. | 5-10 | 295 | HS | Mesquite, Texas (Mesquite HS) |
| | Thomas Thornburg | LB | Fr. | 5-10 | 220 | HS | Georgetown, Texas (East View HS) |
| | Blake Waters | WR | So. | 5-10 | 160 | 1L | Richardson, Texas (J.J. Pearce HS) |
| | Tyras Winfield | RB | Fr. | 5-9 | 170 | HS | Humble, Texas (Atascocita HS) |
| | Tyree Woods | LB | Fr. | 6-2 | 235 | HS | Dickinson, Texas (Dickinson HS) |



THE LONE STAR CONFERENCE

| | LSC | PCT. | OVR. | PCT. | STREAK | HOME | AWAY | NEUTRAL |
|----------------------|------------|-------------|-------------|-------------|---------------|-------------|-------------|----------------|
| Angelo State | 0-0 | .000 | 1-0 | 1.000 | W1 | 1-0 | 0-0 | 0-0 |
| Eastern New Mexico | 0-0 | .000 | 1-0 | 1.000 | W1 | 0-0 | 1-0 | 0-0 |
| Texas A&M-Kingsville | 0-0 | .000 | 1-0 | 1.000 | W1 | 1-0 | 0-0 | 0-0 |
| West Texas A&M | 0-0 | .000 | 1-0 | 1.000 | W1 | 1-0 | 0-0 | 0-0 |
| Western New Mexico | 0-0 | .000 | 1-0 | 1.000 | W1 | 1-0 | 0-0 | 0-0 |
| Central Washington | 0-0 | .000 | 0-1 | .000 | L1 | 0-0 | 0-1 | 0-0 |
| Midwestern State | 0-0 | .000 | 0-1 | .000 | L1 | 0-1 | 0-0 | 0-0 |
| Simon Fraser | 0-0 | .000 | 0-0 | .000 | -- | 0-0 | 0-0 | 0-0 |
| UT Permian Basin | 0-0 | .000 | 0-1 | .000 | L1 | 0-1 | 0-0 | 0-0 |
| Western Oregon | 0-0 | .000 | 0-1 | .000 | L1 | 0-0 | 0-1 | 0-0 |

SATURDAY, SEPTEMBER 10

| | | |
|--|------------------------|-----------|
| Angelo State at Colorado School of Mines | Golden, Colorado | 1:00 p.m. |
| Lincoln (Calif.) at Western Oregon | Monmouth, Oregon | 3:05 p.m. |
| Western Colorado at UT Permian Basin | Midland, Texas | 6:00 p.m. |
| Sul Ross State at Texas A&M-Kingsville | Kingsville, Texas | 7:00 p.m. |
| West Texas A&M at Adams State | Alamosa, Colorado | 7:00 p.m. |
| Midwestern State at Eastern New Mexico | Portales, New Mexico | 7:00 p.m. |
| Western New Mexico at Central Washington | Ellensburg, Washington | 8:00 p.m. |

LSC PLAYERS OF THE WEEK

| | Offensive | Defensive | Special Teams |
|----------|------------------|----------------------|-----------------------|
| Sept. 5 | Asa Wondeh, ENMU | Jordan McKinney, ASU | Cooper Hamilton, ENMU |
| Sept. 12 | --- | --- | --- |
| Sept. 19 | --- | --- | --- |
| Sept. 26 | --- | --- | --- |
| Oct. 3 | --- | --- | --- |
| Oct. 10 | --- | --- | --- |
| Oct. 17 | --- | --- | --- |
| Oct. 24 | --- | --- | --- |
| Oct. 31 | --- | --- | --- |
| Nov. 7 | --- | --- | --- |
| Nov. 14 | --- | --- | --- |

**LONE STAR CONFERENCE**

AMERICAN FOOTBALL COACHES ASSOCIATION TOP-25 POLL

| # | School (1st Place) | Rec. | Pts. | Prev. | Previous | Up Next |
|-----|--------------------------|------|------|-------|----------------------------------|------------------------------|
| 1 | Ferris State (28) | 1-0 | 748 | 1 | Central Washington, 36-20 | at #14 Lenoir-Rhyne |
| 2 | Northwest Missouri State | 1-0 | 706 | 2 | Fort Hays State, 33-19 | at Lincoln |
| 3 | Valdosta State | 1-0 | 686 | 3 | Keiser, 36-21 | Virginia Union |
| 4 | Grand Valley State (1) | 1-0 | 667 | 5 | #4 Colo. School of Mines, 25-22 | at #21 Colorado St.-Pueblo |
| 5 | Shepherd | 1-0 | 608 | 6 | Southern Connecticut State, 48-7 | Edinboro |
| 6 | Angelo State | 1-0 | 582 | 7 | Chadron State, 35-0 | at #12 Colo. School of Mines |
| 7 | West Florida (1) | 1-0 | 524 | 11 | Warner, 52-3 | at Southwest Baptist |
| 8 | Harding | 1-0 | 509 | 9 | East Central, 29-12 | Southeastern Oklahoma St. |
| 9 | Bowie State | 1-0 | 500 | 8 | #16 New Haven, 27-20 | at Saginaw Valley State |
| 10 | West Georgia | 1-0 | 475 | 12 | Carson-Newman, 38-7 | at Morehouse (Ga.) |
| 11 | Nebraska-Kearney | 1-0 | 428 | 14 | Missouri Southern, 24-7 | Pittsburg State |
| 12 | Colorado School of Mines | 0-1 | 424 | 4 | #5 Grand Valley State, 22-25 | #6 Angelo State |
| 13 | Newberry | 1-0 | 361 | 15 | Allen, 40-6 | at North Greenville |
| 14 | Lenoir-Rhyne | 1-0 | 326 | T19 | Virginia State, 38-19 | #1 Ferris State |
| 15 | Albany State | 1-0 | 286 | 18 | Mississippi College, 28-14 | at Florida A&M |
| 16 | Ouachita Baptist | 1-0 | 278 | T19 | Oklahoma Baptist, 42-32 | Southern Nazarene |
| 17 | California (Pa.) | 1-0 | 252 | 21 | Fairmont State, 35-15 | at Kutztown |
| 18 | Slippery Rock | 1-0 | 229 | 23 | Wayne State, 42-10 | at West Chester |
| 19 | Augustana | 1-0 | 152 | 25 | Concordia-St. Paul, 28-14 | Bemidji State |
| 20 | Ashland | 1-0 | 122 | NR | #10 Notre Dame (Ohio), 31-14 | at Findlay |
| T21 | Colorado State-Pueblo | 1-0 | 102 | NR | #24 Midwestern State, 59-27 | #4 Grand Valley State |
| T21 | Notre Dame (Ohio) | 0-1 | 102 | 10 | Ashland, 14-31 | Wheeling |
| 23 | West Texas A&M | 1-0 | 88 | NR | #17 Western Colorado, 44-6 | at Adams State |
| 24 | New Haven | 0-1 | 85 | 16 | #8 Bowie State, 20-27 | Southern Connecticut |
| 25 | Indianapolis | 1-0 | 76 | NR | Saint Xavier, 57-0 | at Tiffin |

Dropped Out: Kutztown (Pa.) (13), Western Colorado (17), Bemidji St. (Minn.) (22), Midwestern St. (Tex.) (24)

Others Receiving Votes: Washburn (Kan.), 56; Kutztown (Pa.), 53; Minnesota St., 53; Pittsburg St. (Kan.), 52; Frostburg St. (Md.), 42; Minnesota-Duluth, 31; Tiffin (Ohio), 27; Western Colorado, 25; Henderson St. (Ark.), 23; Indiana (Pa.), 20; Saginaw Valley St. (Mich.), 18; Virginia Union, 8; Bemidji St. (Minn.), 7; West Alabama, 7; Colorado Mesa, 4; Assumption (Mass.), 3; Ohio Dominican, 3; Missouri Western St., 1; Emporia St. (Kan.), 1.





HUNTER HUGHES

| | |
|-------------------|-----------------------------------|
| POSITION | HEAD COACH |
| ALMA MATER | MIDDLE TENNESSEE ST. ('91) |
| HOMETOWN | NASHVILLE, TENNESSEE |

Hunter Hughes is now in his sixth season at the helm of the Buffs after being announced as the 28th head coach in program history on December 13, 2016.

The 2021 campaign saw the Buffs finish 7-4 overall including 5-2 in LSC action. WT went 5-2 inside of Buffalo Stadium as well as finishing the season on a three-game win streak with victories over Texas A&M-Kingsville, Midwestern State and Bethel College. The Buffs claimed 16 All-LSC honors highlighted by freshman linebacker JT Cavender being named the Linebacker of the Year as well as the Defensive Freshman of the Year.

The challenging 2020 season saw the Buffaloes push the envelope as they implemented strict but effective protocols that allowed WT to play the most games by any Division II institution during the COVID-19 Pandemic, finishing the fall with a 3-3 overall mark.

In his third season in Canyon, Hughes led the Buffs to their most wins since 2013, 8-3, including four wins in the inaugural season at Buffalo Stadium. WT opened the stadium with a thrilling 35-16 over Azusa Pacific.

WT had nine student-athletes earn All-LSC honors. Jordan Johnson, Gerred Johnson, Eric Collins, Frank Honang and Brock Gerlich were all named to the First Team with Tobias Harris, Parker Hanna, Hayden Dennis and Duke Carter IV also receiving all-conference recognition.

Harris also went on to earn All-American honors from D2Football.com, Associated Press and American Football Coaches Association (AFCA) as one of the top returns in the nation. The sophomore ranked second in all of NCAA football in punt return average while breaking the program record for single season and career punt return yards.

During his second season in Canyon in 2018, WT finished with their first winning record in three years at 6-5 which included a four-game winning streak and a win over a Top-25 opponent for the second consecutive season. The Buffs were named Dave Campbell's Team of the Week following their 28-26 victory over No. 14 Central Washington in the Wildcats first-ever night game at Tomlinson Stadium.

Under Hughes, Tobias Harris was named the LSC Freshman of the Year after ranking in the Top 10 nationally in interceptions per game, combined kick return yards and punt return touchdowns. Duke Carter IV, Eric Collins and Travis Vornkahl all earned All-LSC honors while John Cummings earned D2CCA 2nd Team All-American.

In 2017, Hughes and the Buffs won his first game of his WT career with a thrilling 24-21 victory at Kimbrough Memorial Stadium over his former school as the ThunderWolves were ranked No. 7 nationally entering the game. Hughes went 3-8 in his inaugural season and had eight players named to the All-LSC Team, with two being selected to the LSC All-Academic Team and senior Dillon Vaughan earning LSC Academic Player of the Year honors, CoSIDA First Team Academic All-America accolades and the prestigious Fred Jacoby LSC Male Scholar-Athlete of the Year.

Prior to his arrival in Canyon, Hughes last ten years as the defensive coordinator at Colorado State University-Pueblo and was the defensive mastermind behind the ThunderWolves' 13-0 shutout of then-No. 1 Minnesota State in the 2014 NCAA Division II National Championship, which handed CSU-Pueblo its first NCAA national title in school history.

Hughes was hired in 2007 prior to the first season of CSUP football in 2008 to help build the inaugural class. Hughes consistently put defenses on the field that not only lead the Rocky Mountain Athletic Conference, but rank among the top units in the nation.

He was named Football FootballScoop.com Division II Coordinator of the Year finalist in 2014 and guided the ThunderWolves' defense that lead all of Division II in scoring defense (12.8 points allowed per game), passes intercepted (29), defensive touchdowns (7) and turnovers gained (43).

In his nine seasons coaching at CSUP, the defense has produced 14 All-Americans and 67 All-RMAC performers.

Hughes and the ThunderWolves' defense continued to dominate in 2015 as he helped guide the team to its third appearance in the NCAA Quarterfinals in the previous four seasons. CSUP finished top 20 nationally in nine different defensive categories, which included third in scoring defense (15.8 ppg) and passes intercepted (24).

One of the most decorated Division II coordinators in the nation, Hughes earned FootballScoop.com Division II Coordinator of the Year in 2011 as the ThunderWolves went 11-0 in the regular season. CSUP allowed a national-best 10.33 points per game and tallied 26 interceptions which also was tops in Division II.

In the first four years Hughes was at CSUP, the ThunderWolves finished in the top 25 nationally in points allowed three times including ninth in 2010. In 2008, Hughes squad allowed the 37th-fewest points in the nation during the program's first season of competition.

Prior to CSUP, Hughes quickly rose through the coaching ranks as he was on staff at two of the most prestigious Division I programs in the country – University of Colorado and University of Tennessee.

Hughes graduated from Middle Tennessee State in 1991 and earned a master's degree from MTSU in 2001.

WEST TEXAS A&M
HEAD COACH
2017 - PRESENT

CSU-PUEBLO
DEFENSIVE COORDINATOR
2007-2016

TENNESSEE
GRADUATE ASSISTANT
2006

COLORADO
GRADUATE ASSISTANT
2003-2005



SUPERLATIVES UNDER COACH HUGHES

WT'S INDIVIDUAL SUPERLATIVES

| | | |
|---------------------|------|---|
| Rushes | 35 | Duke Carter IV at Central Washington (9/29/18) |
| Yards Rushing | 259 | Khalil Harris at Western Oregon (10/2/21) |
| TD Rushes | 4 | Duke Carter IV vs. UT Permian Basin (10/6/18) |
| Long Rush | 79 | Duke Carter IV at Central Washington (9/28/18) |
| Passes Attempted | 41 | Nick Gerber vs. Angelo State (10/19/19) |
| Passes Completed | 25 | Nick Gerber at UT Permian Basin (9/11/21) |
| TD Passes | 3 | Nick Gerber vs. Northwestern State (11/16/19) |
| | | Nick Gerber vs. Oklahoma Panhandle State (9/16/20) |
| | | Nick Gerber vs. Western New Mexico (9/18/21) |
| Long Pass | 82 | Nick Gerber vs. Western New Mexico (9/18/21) |
| Receptions | 8 | Semaj Mitchell at Azusa Pacific (9/1/18) |
| | | Tyrie Tipton at Western Oregon (10/2/21) |
| Yards Receiving | 132 | Markel Steward at Tarleton (9/23/17) |
| | | Juwan McCall vs. Central Washington (10/5/19) |
| TD Receptions | 2 | Semaj Mithcell vs. Angelo State (10/19/19) |
| | | Chase Sojka vs. North American (10/31/20) |
| | | Markell Stephens-Peppers vs. Texas College (9/2/21) |
| Long Pass | 82 | Noah Bogardus vs. Western New Mexico (9/18/21) |
| Field Goals | 3 | Alex Schrag vs. CSU-Pueblo (9/9/17) |
| | | Alex Schrag vs. Texas A&M-Commerce (10/28/17) |
| | | Cason Polivoda at Eastern New Mexico (10/16/21) |
| Long Field Goal | 53 | Alex Schrag vs. Texas A&M-Commerce (10/28/17) |
| Punts | 9 | Brayden Welch vs. Northwestern State (11/6/21) |
| | | John Cummings vs. Tarleton (9/15/18) |
| | | John Cummings at Angelo State (10/13/18) |
| | | Brayden Welch vs. Northwestern State (11/6/21) |
| Long Punt | 57 | John Cummings at Western New Mexico (9/22/18) |
| Punting Average | 57.7 | John Cummings vs. Adams State (10/14/17) |
| Punts Inside 20 | 6 | John Cummings at Angelo State (10/13/18) |
| Long Punt Return | 72 | Tobias Harris vs. Oklahoma Panhandle State (9/8/18) |
| Long Kickoff Return | 72 | Tobias Harris at Central Washington (9/28/18) |
| Tackles | 20 | JT Cavender vs. Northwestern State (11/6/21) |
| Sacks | 2 | 4x, last, Cleon Jackson vs. Okla. Panhandle St. (9/19/20) |
| Tackles for Loss | 4.0 | Gerred Johnson vs. Texas A&M-Kingsville (11/3/18) |
| Interceptions | 3 | Tobias Harris at Eastern New Mexico (10/16/21) |

WT TEAM SUPERLATIVES

| | | |
|------------------|------|--|
| Points | 73 | vs. Texas College (9/2/21) |
| Rushes | 53 | at Texas A&M-Kingsville (11/9/19) |
| Yards Rushing | 415 | vs. Oklahoma Panhandle State (9/19/20) |
| Yards Per Rush | 10.1 | vs. Oklahoma Panhandle State (9/19/20) |
| TD Rushes | 8 | vs. Texas College (9/2/21) |
| Passes Attempted | 41 | vs. Angelo State (10/19/19) |
| Passes Completed | 25 | at UT Permian Basin (9/11/21) |
| Yards Passing | 355 | Western New Mexico (9/18/21) |
| Yards Per Pass | 14.8 | Western New Mexico (9/18/21) |
| TD Passes | 4 | vs. Oklahoma Panhandle State (9/19/20) |
| Total Plays | 81 | vs. Angelo State (10/19/19) |
| Total Offense | 663 | vs. Oklahoma Panhandle State (9/19/20) |
| Yards Per Play | 11.5 | vs. Texas College (9/2/21) |
| Sacks By | 7 | vs. Oklahoma Panhandle State (9/19/20) |
| First Downs | 31 | vs. Bethel College (11/13/21) |
| Penalties | 12 | vs. Oklahoma Panhandle State (9/8/18) |
| Penalty Yards | 157 | vs. Oklahoma Panhandle State (9/8/18) |
| Turnovers | 5 | at Angelo State (11/4/17) |
| Interceptions By | 5 | at Eastern New Mexico (10/16/21) |
| Sacks | 10 | vs. Northwestern State (11/6/21) |
| Punting Average | 57.7 | vs. Adams State (10/14/17) |
| Long Punt | 71 | at Western New Mexico (9/22/18) |
| Punts Inside 20 | 6 | at Angelo State (10/13/18) |
| Long Punt Return | 85 | at Tarleton (9/21/19) |

OPPONENT INDIVIDUAL SUPERLATIVES

| | | |
|---------------------|------|---|
| Rushes | 29 | Michael Zeman, Colorado School of Mines (9/25/21) |
| Yards Rushing | 207 | Michael Roots, Central Washington (10/5/19) |
| TD Rushes | 3 | 4x, last, Omari Land, Western Oregon (10/2/21) |
| Long Rush | 69 | Da'Leon Ward, Stephen F. Austin (10/1/20) |
| Passes Attempted | 55 | Nick Rooney, Adams State (10/14/17) |
| Passes Completed | 45 | Nick Rooney, Adams State (10/14/17) |
| Yards Passing | 436 | Reilly Hennessey, Central Washington (9/29/18) |
| TD Passes | 6 | Clayton Roberts, UT Permian Basin (9/11/21) |
| Long Pass | 82 | Taylor Null, UT Permian Basin (10/6/18) |
| Receptions | 14 | Chad Hovasse, Adams State (10/14/17) |
| Yards Receiving | 161 | Austin Carr, Azusa Pacific (9/2/17) |
| TD Receptions | 2 | 10x, last, MJ Link/Jordan Smart, UT Permian Basin (9/11/21) |
| Long Reception | 82 | Kyle McBride, UT Permian Basin (10/6/18) |
| Field Goals | 3 | 3x, last, Ramzee Jaridly, Azusa Pacific (9/5/19) |
| Long Field Goal | 44 | Connor Flanigan, Angelo State (10/13/18) |
| Punts | 11 | Matthew Lopez, Oklahoma Panhandle St. (9/19/20) |
| Long Punt | 81 | KeShawn Henderson, Texas College (9/2/21) |
| Punting Average | 53.0 | Casey Eyman, Angelo State (11/4/17) |
| Punts Inside 20 | 4 | Tanner Cuda, CSU-Pueblo (9/9/17) |
| Long Punt Return | 43 | Donte Ross, Texas A&M-Kingsville (11/9/19) |
| Long Kickoff Return | 100 | Buck Wilson, Texas A&M-Commerce (10/28/17) |
| Tackles | 16 | Tre Tutt, Texas A&M-Kingsville (11/9/19) |
| Sacks | 3.0 | James Lee, Western New Mexico (9/22/18) |
| Tackles for Loss | 5.5 | Aaron Berry, Azusa Pacific (9/1/18) |
| Interceptions | 2 | Prince Robinson, Tarleton (9/15/18) |
| | | Lee Pitts, Azusa Pacific (9/1/18) |

OPPONENT TEAM SUPERLATIVES

| | | |
|------------------|------|--|
| Points | 58 | at Tarleton (9/21/19) |
| Rushes | 74 | vs. Eastern New Mexico (10/20/18) |
| Yards Rushing | 440 | vs. Eastern New Mexico (10/20/18) |
| Yards Per Rush | 6.3 | vs. Central Washington (10/5/19) |
| TD Rushes | 5 | vs. Tarleton (9/15/18) |
| Passes Attempted | 59 | vs. Adams State (10/14/17) |
| Passes Completed | 47 | vs. Adams State (10/14/17) |
| Yards Passing | 446 | vs. Texas A&M-Commerce (10/28/17) |
| Yards Per Pass | 11.4 | vs. Tarleton (9/15/18) |
| TD Passes | 6 | at UT Permian Basin (9/11/21) |
| Total Plays | 90 | vs. Adams State (10/14/17) |
| Total Offense | 631 | vs. Central Washington (10/5/19) |
| Yards Per Play | 7.8 | at Stephen F. Austin (10/1/20) |
| Sacks By | 8 | at Texas A&M-Kingsville (10/7/17) |
| First Downs | 31 | at Angelo State (11/4/17) |
| | | vs. Adams State (10/14/17) |
| Penalties | 13 | vs. Tarleton (9/15/18) |
| | | vs. Texas A&M-Kingsville (11/3/18) |
| Penalty Yards | 173 | vs. Tarleton (9/15/18) |
| Turnovers | 6 | at Eastern New Mexico (10/26/19) |
| Interceptions By | 3 | vs. Texas A&M-Commerce (11/2/19) |
| | | vs. Tarleton (9/15/18) |
| | | at Angelo State (11/4/17) |
| Punts | 11 | vs. Oklahoma Panhandle State (9/19/20) |
| Punting Average | 48.7 | vs. Texas College (9/2/21) |
| Long Punt | 81 | vs. Texas College (9/2/21) |
| Punts Inside 20 | 4 | vs. CSU-Pueblo (9/9/17) |
| Long Punt Return | 49 | at Texas A&M-Kingsville (11/9/19) |



ASSISTANT COACHES

**JT HADDAN****POSITION** ASSISTANT H.C./D-LINE**ALMA MATER** CSU-PUEBLO ('12)**HOMETOWN** CRAIG, COLORADO


Haddan is in his sixth season as assistant head coach and defensive line coach after moving to Canyon joining Hughes staff from Colorado State-Pueblo in 2017.

The 2021 campaign saw the Buffs finish 7-4 overall including 5-2 in Lone Star Conference action. WT went 5-2 inside of Buffalo Stadium as well as finishing the season on a three-game win streak with victories over Texas A&M-Kingsville, Midwestern State and Bethel College.

The challenging 2020 season saw the Buffaloes push the envelope as they implemented strict but effective protocols that allowed WT to play the most games by any Division II institution during the COVID-19 Pandemic, finishing the fall with a 3-3 overall mark.

In 2019, Gerred Johnson earned First Team All-Lone Star Conference honors. The senior started in all 11 games for the Buffs recording 40 tackles, 14.0 tackles for loss, the 8th most in a single season in program history.

In his second season the WT defensive line recorded 21 sacks and 73 tackles for loss. During his first season in Canyon, the defensive line was led by senior Daelin Young who registered a team-high 12 tackles for loss and eight sacks.

**RUSS MARTIN****POSITION** OFFENSIVE COORDINATOR**ALMA MATER** CHADRON STATE ('78)**HOMETOWN** SCOTTS BLUFF, NEBRASKA

Russ Martin is now in his third season as West Texas A&M's Offensive Coordinator.

Martin made the move to Canyon after serving as the head coach at Colorado Mesa for eight seasons posting a 56-33 record. He led the Mavericks to three RMAC Titles and one NCAA Appearance.

Under Martin, the Mavericks owned one of the best offenses in the nation ranking in the Top 10 nationally in total offense from 2016-17 while compiling a record of 18-5 including 17-3 in RMAC play.

In 2016, Martin led the Mavericks to their first playoff appearance since 2007 as they ranked ninth in total offense (507.3/yards) while scoring 41.3 points per game. Martin orchestrated one of the top offenses in the country in 2017 led as the Mavericks scored 46.4 points per game, the second-most in the Nation.

Prior to joining the staff at CMU, he spent eight seasons as the offensive coordinator and quarterback coach at Nebraska-Kearney where the Lopes won four RMAC Championships. He has also spent time at Baylor, Kansas Wesleyan, Bethany College, Black Hills State and Southeastern Missouri State during his career.

He played football at Chadron State where he earned a bachelor's degree in physical education with a minor in business administration and a coaching endorsement. He later earned his master's degree in secondary education.

**WILL WAGNER****POSITION** LINEBACKERS/PASSING GAME**ALMA MATER** HARDIN SIMMONS ('95)**HOMETOWN** ODESSA, TEXAS

Will Wagner is now in his third season on the West Texas A&M coaching staff. Wagner returned to the LSC after spending 2019 as a defensive analyst at Abilene Christian.

He was the head football coach at Angelo State from 2011-18 leading the Rams to an overall record of 48-41 including an LSC Championship and a trip to the NCAA Playoffs.

He led the Rams to the inaugural LSC Playoff Championship in 2014 and to the programs' first DII playoff win since 1997. He was named the LSC and AFCA Regional Coach of the Year after leading ASU to nine wins, their most wins in more than a decade.

He spent 11 seasons as an assistant coach at Northwest Missouri State, helping the Bearcats to 10 Mid-America Intercollegiate Athletics Association championships, seven national championship games and three National Titles.

The Bearcats averaged 18 interceptions per season from 2004-10 under Wagner, with 12 of his defensive backs earning a combined 18 All-MIAA honors. He also mentored Myles Burnside, a two-time All-American and 2008 National Defensive Player of the Year.

As a player, Wagner was an All-American defensive back at Hardin-Simmons, where he played from 1992-95 and earned selection to the HSU 20th Anniversary Team.

As a senior in high school, Wagner helped lead Odessa Permian to the 1991 Texas 5A Division II State Championship.



ASSISTANT COACHES



BRIAN MILLER

POSITION
OFFENSIVE LINE
ALMA MATER
HASTINGS COLLEGE ('89)
HOMETOWN
GOLDEN, COLORADO

Brian Miller is in his first season on staff at West Texas A&M, working with WT's offensive line.

Miller has over 25 years of collegiate coaching experience as he came to Canyon following four years as the offensive line coach at Fairmont State in Fairmont, West Virginia.

2018 saw four of the five Fairmont State starters up front earn All-Mountain East Conference honors including first team selections by Zach Cox and Chander Zavala.

Miller served as an Offensive Analyst at the University of Missouri in 2017 where he worked specifically with tight ends and quarterbacks.

Miller made his first stop in NCAA Division I as a graduate assistant offensive line coach at Kansas during the 2010 and 2011 seasons.

Prior to his time at Kansas, Miller served as offensive coordinator, offensive line coach and academic coordinator at Washburn from 2002 to 2009.

Prior to eight seasons at WU, Miller served as Associate Head Football Coach and Offensive Coordinator at the University of Minnesota-Crookston from 1997 to 2002.

Miller earned a Bachelor's of Arts degree in Business Administration from Hastings College in 1989. He graduated with a Master's of Science in Athletic Administration from St. Cloud State in 1996.



LE'MARCUS GIBSON

POSITION
DEFENSIVE BACKS
ALMA MATER
LOUISIANA-LAFAYETTE ('11)
HOMETOWN
STARKVILLE, MISSISSIPPI

Le'Marcus Gibson joined the West Texas A&M football staff with a focus on the defensive secondary in the summer of 2022.

Gibson came to Canyon following three seasons at Holmes Community College in Goodman, Mississippi where he served as the Defensive Coordinator for the Dogs over the last two campaigns.

The Starkville, Mississippi native spent three seasons at Oklahoma Panhandle State from 2016-2018, he helped the Aggies claim 15 victories during those three seasons including a 6-5 mark during the 2018 campaign when he served as Defensive Coordinator.

Gibson started his coaching career as a graduate assistant at Grambling State University in 2015 as the strength and conditioning coach, he then moved Nicholls State for one season coaching the safeties.

Gibson was a three-year standout at Louisiana-Lafayette from 2010-12 where he played in 30 games, registering 121 total tackles (72 solo, 49 assisted) to go along with a pair of interceptions and a forced fumble. He started his collegiate career as a safety and linebacker at the University of Hawaii followed by one season at Mississippi Gulf Coast Community College.

He holds a Bachelor's Degree in Kinesiology from Louisiana-Lafayette (2011) and a Master's in Sports Administration from Grambling State (2015).



CHRISTIAN LEMAY

POSITION
WIDE RECEIVERS
ALMA MATER
JACKSONVILLE STATE ('15)
HOMETOWN
CHARLOTTE, NORTH CAROLINA

Christian LeMay is now in his second season on the West Texas A&M coaching staff, working with WT's wide receivers.

At Notre Dame College, he coached a receiving core that recorded the fourth-best reception rating in the Mountain East Conference.

Prior to NDC, he worked at the Jameis Winston/Hardknocks Training Camp before starting his own skills camp, Arrow Quarterback Training.

He also spent as a season as the wide receivers coach at Jacksonville State, the team went 9-4 overall and 7-1 in Ohio Valley Conference play.

As a player, he played quarterback for the University of Georgia for three seasons before transferring to Jacksonville State, where he played in the 2016 FCS National Championship against North Dakota State. He also played on the professional level with the Carolina Energy of the American Arena League and Green Bay Blizzard of the Indoor Football League.

In high school, LeMay was one of the most highly-touted recruits as the No. 1 pro-style quarterback in the 2010 signing class. He was also named ESPN Junior Player of the Year in 2009 and North Carolina Gatorade Player of the Year.

LeMay has a Bachelor of Arts and a Master's degree in Sports Management from Jacksonville State.



2021 STATISTICS

SCHEDULE / RESULTS / TEAM STATISTICS

| Date | Opponent | Score | Overall | Conference | Time | Attend |
|--------------|---------------|--------|---------|------------|-------|--------|
| Sep 03, 2022 | WESTERN COLO. | W 44-6 | 1-0 | 0-0 | 03:16 | 6781 |

| Team Statistics | WT | OPP |
|-------------------------|-----------|-----------|
| SCORING | 44 | 6 |
| Points Per Game | 44.0 | 6.0 |
| Points Off Turnovers | 14 | 0 |
| FIRST DOWNS | 24 | 16 |
| Rushing | 15 | 6 |
| Passing | 9 | 9 |
| Penalty | 0 | 1 |
| RUSHING YARDAGE | 229 | 73 |
| Yards gained rushing | 247 | 149 |
| Yards lost rushing | 18 | 76 |
| Rushing Attempts | 49 | 35 |
| Average Per Rush | 4.7 | 2.1 |
| Average Per Game | 229.0 | 73.0 |
| TDs Rushing | 3 | 0 |
| PASSING YARDAGE | 250 | 170 |
| Comp-Att-Int | 17-28-1 | 17-33-2 |
| Average Per Pass | 8.9 | 5.2 |
| Average Per Catch | 14.7 | 10.0 |
| Average Per Game | 250.0 | 170.0 |
| TDs Passing | 3 | 0 |
| TOTAL OFFENSE | 479 | 243 |
| Total Plays | 77 | 68 |
| Average Per Play | 6.2 | 3.6 |
| Average Per Game | 479.0 | 243.0 |
| KICK RETURNS: #-Yards | 2-46 | 4-102 |
| PUNT RETURNS: #-Yards | 2-10 | 1-29 |
| INT RETURNS: #-Yards | 2-12 | 1-35 |
| KICK RETURN AVERAGE | 23.0 | 25.5 |
| PUNT RETURN AVERAGE | 5.0 | 29.0 |
| INT RETURN AVERAGE | 6.0 | 35.0 |
| FUMBLES-LOST | 0-0 | 2-2 |
| PENALTIES-Yards | 5-40 | 6-51 |
| Average Per Game | 40.0 | 51.0 |
| PUNTS-Yards | 3-67 | 5-160 |
| Average Per Punt | 22.3 | 32.0 |
| Net punt average | 12.7 | 30.0 |
| KICKOFFS-Yards | 8-480 | 3-194 |
| Average Per Kick | 60.0 | 64.7 |
| Net kick average | 44.1 | 41.0 |
| TIME OF POSSESSION/Game | 31:40 | 28:20 |
| 3RD-DOWN Conversions | 9/16 | 3/14 |
| 3rd-Down Pct | 56% | 21% |
| 4TH-DOWN Conversions | 2/3 | 1/4 |
| 4th-Down Pct | 67% | 25% |
| SACKS BY-Yards | 3-26 | 2-15 |
| MISC YARDS | 0 | 0 |
| TOUCHDOWNS SCORED | 6 | 0 |
| FIELD GOALS-ATTEMPTS | 1-1 | 2-2 |
| ON-SIDE KICKS | 0-0 | 0-0 |
| RED-ZONE SCORES | (4-5) 80% | (2-3) 67% |
| RED-ZONE TOUCHDOWNS | (3-5) 60% | (0-3) 0% |
| PAT-ATTEMPTS | (5-6) 83% | (0-0) 0% |
| ATTENDANCE | 6781 | 0 |
| Games/Avg Per Game | 1/6781 | 0/0 |
| Neutral Site Games | | 0/0 |

| Score by Quarters | 1st | 2nd | 3rd | 4th | OT | Total |
|-------------------|-----|-----|-----|-----|----|-------|
| West Texas A&M | 20 | 7 | 0 | 17 | 0 | 44 |
| Opponents | 3 | 3 | 0 | 0 | 0 | 6 |



INDIVIDUAL STATISTICS

| Rushing | gp | att | gain | loss | net | avg | td | lg | avg/g |
|-----------------|-----------|------------|-------------|-------------|------------|------------|-----------|-----------|--------------|
| Jarrold Compton | 1 | 18 | 87 | 1 | 86 | 4.8 | 0 | 15 | 86.0 |
| Nick Gerber | 1 | 8 | 78 | 15 | 63 | 7.9 | 1 | 45 | 63.0 |
| Isaiah Smallwoo | 1 | 19 | 61 | 2 | 59 | 3.1 | 2 | 7 | 59.0 |
| Hesston Marshal | 1 | 2 | 13 | 0 | 13 | 6.5 | 0 | 11 | 13.0 |
| Brian Okoye | 1 | 1 | 7 | 0 | 7 | 7.0 | 0 | 7 | 7.0 |
| Shakell Brown | 1 | 1 | 1 | 0 | 1 | 1.0 | 0 | 1 | 1.0 |
| Total | 1 | 49 | 247 | 18 | 229 | 4.7 | 3 | 45 | 229.0 |
| Opponents | 1 | 35 | 149 | 76 | 73 | 2.1 | 0 | 27 | 73.0 |

| Passing | gp | effic | comp-att-int | pct | yds | td | lg | avg/g |
|----------------|-----------|--------------|---------------------|------------|------------|-----------|-----------|--------------|
| Nick Gerber | 1 | 140.90 | 15-25-1 | 60.0 | 186 | 2 | 50 | 186.0 |
| Caleb Arreola | 1 | 355.87 | 2-3-0 | 66.7 | 64 | 1 | 58 | 64.0 |
| Total | 1 | 163.93 | 17-28-1 | 60.7 | 250 | 3 | 58 | 250.0 |
| Opponents | 1 | 82.67 | 17-33-2 | 51.5 | 170 | 0 | 29 | 170.0 |

| Receiving | gp | no. | yds | avg | td | lg | avg/g |
|------------------|-----------|------------|------------|------------|-----------|-----------|--------------|
| Noah Bogardus | 1 | 6 | 118 | 19.7 | 1 | 50 | 118.0 |
| Tyler Sweet | 1 | 3 | 26 | 8.7 | 0 | 12 | 26.0 |
| Tyrie Tipton | 1 | 3 | 25 | 8.3 | 1 | 13 | 25.0 |
| Kris Sims | 1 | 2 | 10 | 5.0 | 0 | 6 | 10.0 |
| Kenneath Redd | 1 | 1 | 58 | 58.0 | 1 | 58 | 58.0 |
| Jarrold Compton | 1 | 1 | 7 | 7.0 | 0 | 7 | 7.0 |
| Hesston Marshal | 1 | 1 | 6 | 6.0 | 0 | 6 | 6.0 |
| Total | 1 | 17 | 250 | 14.7 | 3 | 58 | 250.0 |
| Opponents | 1 | 17 | 170 | 10.0 | 0 | 29 | 170.0 |

| Punt Returns | no. | yds | avg | td | lg |
|---------------------|------------|------------|------------|-----------|-----------|
| Ty Dillon | 1 | 10 | 10.0 | 0 | 10 |
| Tyler Sweet | 1 | 0 | 0.0 | 0 | 0 |
| Total | 2 | 10 | 5.0 | 0 | 10 |
| Opponents | 1 | 29 | 29.0 | 0 | 0 |

| Interceptions | no. | yds | avg | td | lg |
|----------------------|------------|------------|------------|-----------|-----------|
| Preston Stezewes | 1 | 12 | 12.0 | 0 | 12 |
| Ty Dillon | 1 | 0 | 0.0 | 0 | 0 |
| Total | 2 | 12 | 6.0 | 0 | 12 |
| Opponents | 1 | 35 | 35.0 | 0 | 35 |

| Kick Returns | no. | yds | avg | td | lg |
|---------------------|------------|------------|------------|-----------|-----------|
| Hesston Marshal | 2 | 46 | 23.0 | 0 | 24 |
| Total | 2 | 46 | 23.0 | 0 | 24 |
| Opponents | 4 | 102 | 25.5 | 0 | 24 |

| Fumble Returns | no. | yds | avg | td | lg |
|-----------------------|------------|------------|------------|-----------|-----------|
| Total | 0 | 0 | 0.0 | 0 | 0 |
| Opponents | 0 | 0 | 0.0 | 0 | 0 |



2021 STATISTICS

PASSING

| #15 Nick Gerber | Comp | Att | Int | Pct | Yards | TD | Long | Sacked | Effic |
|------------------------|-------------|------------|------------|-------------|--------------|-----------|-------------|---------------|---------------|
| Western Colo. | 15 | 25 | 1 | 60.0 | 186 | 2 | 50 | 2-15 | 140.90 |
| TOTALS | 15 | 25 | 1 | 60.0 | 186 | 2 | 50 | 2-15 | 140.90 |

| #13 Caleb Arreola | Comp | Att | Int | Pct | Yards | TD | Long | Sacked | Effic |
|--------------------------|-------------|------------|------------|-------------|--------------|-----------|-------------|---------------|---------------|
| Western Colo. | 2 | 3 | 0 | 66.7 | 64 | 1 | 58 | 0-0 | 355.87 |
| TOTALS | 2 | 3 | 0 | 66.7 | 64 | 1 | 58 | 0-0 | 355.87 |

RUSHING / RECEIVING

| RUSHING | No-Yds/TD | WCU |
|-----------------|------------------|------------|
| Jarrold Compton | 18-86/0 | 18-86/0 |
| Nick Gerber | 8-63/1 | 8-63/1 |
| Isaiah Smallwo | 19-59/2 | 19-59/2 |
| Hesston Marshal | 2-13/0 | 2-13/0 |
| Brian Okoye | 1-7/0 | 1-7/0 |
| Shakell Brown | 1-1/0 | 1-1/0 |

| RECEIVING | No-Yds/TD | WCU |
|------------------|------------------|------------|
| Noah Bogardus | 6-118/1 | 6-118/1 |
| Kenneath Redd | 1-58/1 | 1-58/1 |
| Tyler Sweet | 3-26/0 | 3-26/0 |
| Tyrie Tipton | 3-25/1 | 3-25/1 |
| Kris Sims | 2-10/0 | 2-10/0 |
| Jarrold Compton | 1-7/0 | 1-7/0 |
| Hesston Marshal | 1-6/0 | 1-6/0 |



DEFENSE

| # | Defensive Leaders | gp | Tackles | | | tfl/yds | Sacks no-yds | Pass defense | | | Fumbles | | blkd | |
|----|-------------------|----|---------|----|-----|---------|-----------------|--------------|------|-----|---------|----|------|-----|
| | | | ua | a | tot | | | int-yds | brup | qbh | rcv-yds | ff | kick | saf |
| 31 | Chris Thomas | 1 | 4 | 6 | 10 | 1.0-5 | 1.0-5 | . | 1 | . | . | . | . | . |
| 45 | JT Cavender | 1 | 6 | 2 | 8 | 1.0-1 | . | . | . | . | . | . | . | . |
| 46 | Preston Stezews | 1 | 6 | 1 | 7 | . | . | 1-12 | . | . | . | . | . | . |
| 24 | Carson Otworth | 1 | 3 | 3 | 6 | . | . | . | . | . | 1-0 | . | . | . |
| 51 | Eric Goodman | 1 | 5 | . | 5 | 1.0-9 | 1.0-9 | . | . | . | . | . | . | . |
| 21 | Koby King | 1 | 2 | 1 | 3 | . | . | . | . | . | . | . | . | . |
| 91 | Antonio Iwuagwu | 1 | 2 | 1 | 3 | 2.0-61 | 1.0-12 | . | . | . | . | . | . | . |
| 30 | Leonard Adams | 1 | 3 | . | 3 | . | . | . | . | . | . | . | . | . |
| 3 | Ty Dillon | 1 | 1 | 1 | 2 | . | . | 1-0 | . | . | . | . | . | . |
| 26 | Darius Carlson | 1 | . | 2 | 2 | . | . | . | . | . | . | . | . | . |
| 44 | Simote Samate | 1 | 1 | 1 | 2 | . | . | . | . | . | . | . | . | . |
| 74 | Xavier Rivera | 1 | . | 2 | 2 | . | . | . | . | . | . | . | . | . |
| 42 | Cade Cox | 1 | 2 | . | 2 | . | . | . | . | . | . | . | . | . |
| 77 | AJ McGruder | 1 | 2 | . | 2 | . | . | . | . | . | . | . | . | . |
| 38 | Sign Shuva | 1 | 2 | . | 2 | . | . | . | 1 | . | . | . | . | . |
| 23 | Terrance Clark | 1 | . | 1 | 1 | . | . | . | . | . | . | . | . | . |
| 55 | Sosa Sokimi | 1 | 1 | . | 1 | . | . | . | . | . | . | . | . | . |
| 19 | Tyrie Tipton | 1 | 1 | . | 1 | . | . | . | . | . | . | . | . | . |
| 40 | Cole Oster | 1 | . | 1 | 1 | . | . | . | . | 1 | . | . | . | . |
| 37 | Jonathan Hernan | 1 | 1 | . | 1 | . | . | . | . | . | . | . | . | . |
| 85 | Brody Sutterfie | 1 | . | 1 | 1 | . | . | . | . | . | . | . | . | . |
| 35 | Daniel Ajaya | 1 | . | 1 | 1 | . | . | . | . | . | . | . | . | . |
| 22 | Gage Smith | 1 | 1 | . | 1 | . | . | . | . | . | . | 1 | . | . |
| 49 | Braylon Sugg | 1 | 1 | . | 1 | . | . | . | . | . | . | . | . | . |
| 52 | Zane Madison | 1 | 1 | . | 1 | . | . | . | . | . | . | . | . | . |
| 43 | Leo Covington | 1 | . | . | . | . | . | . | . | 1 | . | . | . | . |
| 90 | Jaden Jackson | 1 | . | . | . | . | . | . | . | . | 1-0 | . | . | . |
| 92 | Ashton Reynolds | 1 | . | . | . | . | . | . | . | 3 | . | . | . | . |
| | Total | 1 | 45 | 24 | 69 | 5-76 | 3-26 | 2-12 | 2 | 5 | 2-0 | 1 | . | . |
| | Opponents | 1 | 49 | 26 | 75 | 4-18 | 2-15 | 1-35 | 2 | 1 | . | . | 1 | . |



2021 STATISTICS

GAME-BY-GAME COMPARISON

| Opponent | Score | First Downs | | | | Pen | Rushing Number-Yards | Passing | | Total Offense Plays-Yards | Return Yards | Turn- Overs |
|---------------|--------|-------------|--------|-------|--------------|----------------|-------------------------|-----------|-----------------|------------------------------|-----------------|----------------|
| | | Total | Rush | Pass | Comp-Att-Int | | | Yards | | | | |
| WESTERN COLO. | 44 - 6 | 24 / 16 | 15 / 6 | 9 / 9 | 0 / 1 | 49-229 / 35-73 | 17-28-1 / 17-33-2 | 250 / 170 | 77-479 / 68-243 | 68 / 166 | 1 / 4 | |
| Totals | 44 - 6 | 24 / 16 | 15 / 6 | 9 / 9 | 0 / 1 | 49-229 / 35-73 | 17-28-1 / 17-33-2 | 250 / 170 | 77-479 / 68-243 | 68 / 166 | 1 / 4 | |

| Opponent | 3rd Down | | 4th Down | | Time of Possession | TOP Margin | Avg Yds/Rush | Avg Yds/Pass | Avg Yds/Play | Punting Number-Avg | Penalties Number-Yards | Sacks |
|---------------|-------------|-------------|---------------|------|-----------------------|---------------|-----------------|-----------------|-----------------|-----------------------|---------------------------|-------|
| | Conversions | Conversions | | | | | | | | | | |
| WESTERN COLO. | 9-16 / 3-14 | 2-3 / 1-4 | 31:40 / 28:20 | 3:20 | 4.7 / 2.1 | 8.9 / 5.2 | 6.2 / 3.6 | 3-22.3 / 5-32.0 | 5-40 / 6-51 | 3 / 2 | | |
| Totals | 9-16 / 3-14 | 2-3 / 1-4 | 31:40 / 28:20 | 3:20 | 4.7 / 2.1 | 8.9 / 5.2 | 6.2 / 3.6 | 3-22.3 / 5-32.0 | 5-40 / 6-51 | 3 / 2 | | |

Note: Game totals are displayed in the format TEAM/OPPONENT for each category



2021 STATISTICS

TEAM GAME-BY-GAME

| Date | Opponent | Rushing | | | | Receiving | | | | Passing | | | | Kick Returns | | | Punt Returns | | | tot off | | |
|--------|---------------|---------|-----|----|----|-----------|-----|----|----|-------------|-----|----|----|--------------|-----|----|--------------|-----|-----|------------|----|-----|
| | | no. | yds | td | lg | no. | yds | td | lg | cmp-att-int | yds | td | lg | no. | yds | td | lg | no. | yds | | td | lg |
| Sep 03 | WESTERN COLO. | 49 | 229 | 3 | 45 | 17 | 250 | 3 | 58 | 17-28-1 | 250 | 3 | 58 | 2 | 46 | 0 | 24 | 2 | 10 | 0 | 10 | 479 |
| | | 49 | 229 | 3 | 45 | 17 | 250 | 3 | 58 | 17-28-1 | 250 | 3 | 58 | 2 | 46 | 0 | 24 | 2 | 10 | 0 | 10 | 479 |
| | Opponents | 35 | 73 | 0 | 27 | 17 | 170 | 0 | 29 | 17-33-2 | 170 | 0 | 29 | 4 | 102 | 0 | 24 | 1 | 29 | 0 | 0 | 243 |

Games: 1 • Avg/rush: 4.7 • Avg/catch: 14.7 • Pass effic: 163.93 • KR avg: 23.0 • PR avg: 5.0 • All purpose avg/game: 547.0 • Total offense avg/gm: 479.0

| Date | Opponent | Tackles | | | | Sacks | Fumble | | Pass Defense | | | blkd | PAT Attempts | | | off | | |
|--------|---------------|---------|----|-------|---------|--------|--------|--------|--------------|-----|------|------|--------------|------|-----|-----|-----|-----|
| | | ua | a | total | tfl-yds | no-yds | ff | fr-yds | int-yds | qbh | brup | kick | kick | rush | rcv | saf | t/o | pts |
| Sep 03 | WESTERN COLO. | 45 | 24 | 69 | 5.0-76 | 3.0-26 | 1 | 2-0 | 2-12 | 5 | 2 | 0 | 5-6 | 0 | 0 | 0 | 14 | 44 |
| | | 45 | 24 | 69 | 5.0-76 | 3.0-26 | 1 | 2-0 | 2-12 | 5 | 2 | 0 | 5-6 | 0 | 0 | 0 | 14 | 44 |
| | Opponents | 49 | 26 | 75 | 4.0-18 | 2.0-15 | 0 | 0-0 | 1-35 | 1 | 2 | 1 | 0-0 | 0 | 0 | 0 | 0 | 6 |

| Date | Opponent | Punting | | | | | | | Field Goals | | | Kickoffs | | | | | | |
|--------|---------------|---------|-----|------|------|------|----|----|-------------|-----|--------|----------|------|-----|-----|------|----|----|
| | | no. | yds | avg | long | blkd | tb | fc | 50+ | i20 | md-att | long | blkd | no. | yds | avg | tb | ob |
| Sep 03 | WESTERN COLO. | 3 | 67 | 22.3 | 38 | 1 | 0 | 0 | 0 | 1 | 1-1 | 22 | 0 | 8 | 480 | 60.0 | 1 | 1 |
| | | 3 | 67 | 22.3 | 38 | 1 | 0 | 0 | 0 | 1 | 1-1 | 22 | 0 | 8 | 480 | 60.0 | 1 | 1 |
| | Opponents | 5 | 160 | 32.0 | 42 | 0 | 0 | 0 | 0 | 0 | 2-2 | 20 | 0 | 3 | 194 | 64.7 | 1 | 0 |



2021 STATISTICS

RED ZONE

| Date | Opponent | Score | Times In RZ | Times Scored | Total Pts | Rush TDs | Pass TDs | FGs Made | Failed to score inside RZ | | | | | | |
|--------------|---------------|--------|----------------|-----------------|--------------|-------------|-------------|-------------|---------------------------|------|-----|------|------|------|---|
| | | | | | | | | | FGA | Down | Int | Fumb | Half | Game | |
| Sep 03, 2022 | WESTERN COLO. | W 44-6 | 5 | 4 | 24 | 3 | 2 | 1 | 1 | 0 | 1 | 0 | 0 | 0 | 0 |
| Totals | | | 5 | 4 | 24 | 3 | 2 | 1 | 1 | 0 | 1 | 0 | 0 | 0 | 0 |

4 of 5 (80.0%)

Opponents Inside West Texas A&M Red-Zone

| Date | Opponent | Score | Times In RZ | Times Scored | Total Pts | Rush TDs | Pass TDs | FGs Made | Failed to score inside RZ | | | | | | |
|--------------|---------------|--------|----------------|-----------------|--------------|-------------|-------------|-------------|---------------------------|------|-----|------|------|------|---|
| | | | | | | | | | FGA | Down | Int | Fumb | Half | Game | |
| Sep 03, 2022 | WESTERN COLO. | W 44-6 | 3 | 2 | 6 | 0 | 0 | 0 | 2 | 0 | 0 | 1 | 0 | 0 | 0 |
| Totals | | | 3 | 2 | 6 | 0 | 0 | 0 | 2 | 0 | 0 | 1 | 0 | 0 | 0 |

2 of 3 (66.7%)



2021 STATISTICS

BY QUARTER

3rd-Down Conversions

| Date | Opponent | Score | Overall | 1st Qtr | 2nd Qtr | 3rd Qtr | 4th Qtr | Overtime |
|--------------|----------------|--------|-----------|-----------|----------|----------|---------|----------|
| Sep 03, 2022 | WESTERN COLO. | W 44-6 | 9-16 56.2 | 4-4 100.0 | 3-5 60.0 | 2-5 40.0 | 0-2 0.0 | |
| | West Texas A&M | | 9-16 56.2 | 4-4 100.0 | 3-5 60.0 | 2-5 40.0 | 0-2 0.0 | 0-0 0.0 |
| | Opponents | | 3-14 21.4 | 1-2 50.0 | 1-4 25.0 | 1-5 20.0 | 0-3 0.0 | 0-0 0.0 |

4th-Down Conversions

| Date | Opponent | Score | Overall | 1st Qtr | 2nd Qtr | 3rd Qtr | 4th Qtr | Overtime |
|--------------|----------------|--------|----------|---------|-----------|---------|---------|----------|
| Sep 03, 2022 | WESTERN COLO. | W 44-6 | 2-3 66.7 | 0-0 0.0 | 2-2 100.0 | 0-1 0.0 | 0-0 0.0 | |
| | West Texas A&M | | 2-3 66.7 | 0-0 0.0 | 2-2 100.0 | 0-1 0.0 | 0-0 0.0 | 0-0 0.0 |
| | Opponents | | 1-4 25.0 | 0-0 0.0 | 1-1 100.0 | 0-1 0.0 | 0-2 0.0 | 0-0 0.0 |

Time of Possession

| Date | Opponent | Score | Overall | 1st Qtr | 2nd Qtr | 3rd Qtr | 4th Qtr | Overtime |
|--------------|----------------|--------|---------|---------|---------|---------|---------|----------|
| Sep 03, 2022 | WESTERN COLO. | W 44-6 | 31:40 | 9:59 | 7:48 | 8:39 | 5:14 | |
| | West Texas A&M | Total | 31:40 | 9:59 | 7:48 | 8:39 | 5:14 | 0:00 |
| | | Avg. | 31:40 | 9:59 | 7:48 | 8:39 | 5:14 | 0:00 |
| | Opponents | Total | 28:20 | 5:01 | 7:12 | 6:21 | 9:46 | 0:00 |
| | | Avg. | 28:20 | 5:01 | 7:12 | 6:21 | 9:46 | 0:00 |





#17 WESTERN COLORADO **6**
WEST TEXAS A&M **44**

SEPTEMBER 3 | ATT: 6,781 | DURATION: 3:16
 BAIN-SCHAEFFER BUFFALO STADIUM | CANYON, TEXAS

CANYON, Texas – The West Texas A&M Buffaloes picked up a statement victory in front of 6,781 fans at Bain-Schaeffer Buffalo Stadium as they accounted for 479 yards of total offense while forcing four turnovers in a 44-6 victory over the #17 Western Colorado Mountaineers.

Nick Gerber finished the night going 15-of-25 for 186 yards and a pair of touchdowns while also picking up 63 yards on eight carries and a score. Jarrod Compton led the Buffs on the ground with 86 yards on 18 carries while Smallwood found the endzone twice on 19 carries for 59 yards.

Defensively, senior Christopher Thomas led the way with 10 total tackles (four solo) to go along with a sack and a pass breakup, LSC Preseason Defensive Player of the Year JT Cavender registered eight tackles followed by Steszewski with seven to go along with an interception.

| | 1 | 2 | 3 | 4 | OT | |
|-----|----|---|---|----|----|----|
| WCU | 3 | 3 | 0 | 0 | -- | 6 |
| WT | 20 | 7 | 0 | 17 | -- | 44 |

SCORING SUMMARY

| Qtr | Time | Team | Scoring Play (PAT) | Plays-Yards/TOP |
|-----|-------|------|---|-----------------|
| 1st | 10:37 | WT | Bogardus 27yd pass from Gerber (Urias PAT) | 9-76/4:17 |
| | 7:18 | WCU | Fonseca 20yd field goal | 9-62/3:19 |
| | 3:23 | WT | Gerber 45yd run (PAT missed) | 9-75/3:55 |
| | 1:42 | WT | Tipton 4yd pass from Gerber (Urias PAT) | 4-19/1:32 |
| 2nd | 9:32 | WCU | Fonseca 20yd field goal | 15-60/7:05 |
| | 5:59 | WT | Smallwood 2yd run (Urias PAT) | 8-77/3:28 |
| 4th | 13:27 | WT | Urias 22yd field goal | 9-27/3:05 |
| | 10:42 | WT | Smallwood 4yd run (Urias PAT) | 3-17/1:06 |
| | 2:54 | WT | Redd Jr. 58yd pass from Arreola (Urias PAT) | 2-65/0:38 |

| | WCU | WT |
|----------------------------|---------|---------|
| First Downs | 18 | 25 |
| Rushes-Yards (Net) | 35-125 | 49-229 |
| Passing Yards (Net) | 170 | 250 |
| Passes Att-Comp-Int | 17-33-2 | 17-28-1 |
| Total Offense-Plays-Yards | 68-295 | 77-479 |
| Fumble Returns-Yards | 0-0 | 0-0 |
| Punt Returns-Yards | 0-0 | 2-10 |
| Kickoff Returns-Yards | 5-102 | 2-45 |
| Interception Returns-Yards | 1-35 | 2-12 |
| Punts (Number-Avg.) | 5-32.0 | 3-30.0 |
| Fumbles-Lost | 2-2 | 0-0 |
| Penalties-Yards | 6-56 | 5-40 |
| Possession Time | 28:29 | 31:31 |
| Third Down Conversions | 4 of 14 | 9 of 16 |
| Fourth Down Conversions | 1 of 3 | 2 of 3 |
| Red Zone Scores-Chances | 2-2 | 4-5 |
| Sacks By: Number-Yards | 2-15 | 3-26 |
| PAT Total-Made | 0-0 | 5-6 |
| Field Goals Total-Made | 2-2 | 1-1 |

