



WEST TEXAS A&M

2019 BUFFALO BASEBALL





2 LONE STAR CONFERENCE TITLES

5 STRAIGHT NCAA TOURNAMENTS

7 ALL-AMERICANS

15 PRO PLAYERS SINCE 2009

653 ALL-TIME VICTORIES

2019 BUFFALO BASEBALL



THIS IS WEST TEXAS A&M

UNIVERSITY QUICK FACTS

Location:	Canyon, Texas
Founded:	1910
Enrollment:	10,169
Nickname:	Buffaloes/Bufs
Colors:	Maroon & White
Stadium:	Wilder Park
Seated Capacity:	535
Affiliation:	NCAA Division II
Conference:	Lone Star
President:	Dr. Walter V. Wendler
Athletic Director:	Michael McBroom
Athletic Office Phone:	806-651-4400
Athletic Ticket Office Phone:	806-651-1414

ATHLETIC COMMUNICATIONS

Assistant Director/BSB Contact:	Brent Seals
Email Address:	bseals@wtamu.edu
Office Phone:	806-651-4442
Cell Phone:	806-674-7050
Media Relations Fax:	806-651-4409
Athletics Website:	www.GoBufsGo.com
Mailing Address:	WTAMU Box 60049
	Canyon, Texas 79016
Overnight Address:	2403 Russell Long Blvd.
	Canyon, Texas 79016

COACHING & SUPPORT STAFF

Head Coach:	Matt Vanderburg
Alma Mater:	Northwestern Okla. State ('03)
Overall Record at WT:	317-205 (11th Season)
Overall Career Record:	416-272 (14th Season)
Associate Head Coach:	Cory Hall
Assistant Coach:	Shawn Neale
Graduate Assistant:	Trace Hansen
Athletic Communications Contact:	Brent Seals
Sports Medicine Contact:	Devin Neill

PROGRAM INFORMATION

2018 Overall Record:	40-14
2018 LSC Record (Finish):	20-4 (1st)
2018 Postseason:	South Central Regionals
LSC Regular Season Championships:	2
LSC Tournament Championships:	2
NCAA DII Postseason Appearances:	5
All-Americans:	7
All-American Honors:	11
All-LSC Honorees:	112
LSC Coach/Coaching Staff of the Year Winners:	3
LSC Player of the Year Honorees:	3
Regional Player of the Year Honorees:	1
Bufs In the Pros (Since '09):	15
All-Time Record (Since '94):	653-757 (.463)

CREDITS

The 2019 West Texas A&M Buffalo Baseball Record Book was designed, compiled and edited by the Director of Digital Media & Creative Content, Brent Seals. Additional research provided by Director of Athletic Communications Tyson Jex and Assistant Athletic Director John Hasse.

**TRADITION
IN MOTION**



TABLE OF CONTENTS

CONTENTS

1	Table of Contents
2-3	Welcome to Wilder Park
4	2019 Schedule
5-7	Meet The Bufs
8-9	The Coaching Staff
10-12	2016 In-Review
13-20	The Record Book
21-22	Award History/MLB Draftees
23-26	All-Americans
27	Bufs in the Pros
28-29	All-Time Letterwinners
30-33	Year-By-Year Results
34-39	All-Time Results vs. Opponents
37-39	All-Americans
40	NCAA Tournament Teams
41	WTAMU Hall of Champions
42-43	The Lone Star Conference
44	Covering the Bufs

THE BUFFS

2-3	Wilder Park
4	2019 Schedule
5	Numerical Roster
6	Positional Breakdown Roster
7	TV/Radio Roster

THE COACHES

8	Head Coach Matt Vanderburg
9	Coaching Staff

2018 IN-REVIEW

10	2018 Schedule/Results
11	2018 Team Statistical Summary
12	2018 Individual Statistics

THE RECORD BOOK

13	Single Game Records
14-18	Single Season Records
18-20	Career Records
21-22	Awards History/MLB Draftees
23-26	All-Americans
26-27	Bufs in the Pros
28-29	All-Time Letterwinners

ALL-TIME RESULTS

30-33	Year-By-Year Results
34-39	All-Time Results vs. Opponents

WT HISTORY

40	NCAA Tournament Teams
41	WTAMU Hall of Champions

THE LONE STAR CONFERENCE

42	The Lone Star Conference
43	Lone Star Conference Record Book
44	Covering the Bufs (Media Info)



WILDER PARK

West Texas A&M University is home to one of the finest Division II baseball complexes in the nation. Wilder Park is a state-of-the-art in every way and provides West Texas A&M baseball players and coaches with an all-inclusive complex that includes locker rooms, meeting rooms, batting cages and one of the best playing surfaces anywhere in the country.

WT's dream of a new, state-of-the-art baseball complex became a reality when ground was broken in a ceremony in the winter of 2009. Construction workers worked continuously to complete the facility, which includes competition fields for soccer, track and field and softball along with tennis courts, outdoor basketball courts, three intramural fields for flag football and slow-pitch softball and practice facilities for football, soccer and the WTAMU Marching Band. The result was the creation of one of the nation's premier collegiate sports complexes.

Wilder Park which was completed in December of 2010, includes ticket and concession buildings and a spacious pressbox with radio/television booths. The home dugout is connected to the team's clubhouse which consists of coaches' offices, a laundry facility, a team meeting room and locker room.

The park was named after David and the late Myrt Wilder of Plainview. David Wilder, WTAMU Class of 1965, spent most of his professional career managing financial records and investments as an executive for First National Bank in Plainview. He retired in 1996. He has served as a member of the board for the WTAMU Foundation. The Wilders previously have made contributions in excess of \$100,000 to the WTAMU College of Business to endow the David and Myrt Wilder Scholarship fund.

The lighted facility is made completely of AstroTurf GameDay 3D synthetic turf with the combination of green and chocolate brown for a perfect looking playing surface year-round. The stands feature 150 chair back seats for members of the Buffalo Club and season ticket holder and another 385 general admission seats for a total capacity of 535.



2 LONE STAR CONFERENCE TITLES

3 MLB DRAFTEES

5 STRAIGHT POSTSEASON TRIPS

7 ALL-AMERICANS

653 ALL-TIME VICTORIES





WILDER PARK "HOME OF BUFFALO BASEBALL"

Top-25 Attendance Marks - Single Game

Opponent	Date	Att.	Result
1. Angelo State	May 6, 2017 (DH)	499	W, 6-5 / L, 3-13
2. Texas A&M-Kingsville	Apr. 27, 2018	487	W, 12-9
Lubbock Christian	Feb. 21, 2017	487	L, 2-3
4. Texas A&M-Kingsville	Feb. 28, 2014	478	W, 11-1
5. Eastern New Mexico	May 11, 2018	443	W, 24-2
6. Angelo State	May 5, 2017	428	L, 0-3
7. Tarleton	May 17, 2018	425	W, 7-2
Tarleton	Mar. 5, 2016 (DH)	425	L, 6-8 / W, 7-0
9. Eastern New Mexico	Mar. 24, 2018	408	W, 4-3
10. Okla. Panhandle St.	Feb. 18, 2017	403	W, 12-2
11. St. Edward's	May 18, 2018	357	L, 3-13
Okla. Panhandle St.	Feb. 17, 2017	357	W, 22-1
13. Eastern New Mexico	Mar. 7, 2015	348	L, 2-9
14. Tarleton	May 12, 2018	334	L, 7-15
15. St. Edward's	Feb. 6, 2016	333	W, 8-3
16. Angelo State	May 7, 2017	331	L, 7-9
17. Texas A&M-Kingsville	Apr. 29, 2018	308	W, 11-6
18. Abilene Christian	Apr. 15, 2011	300	W, 11-1
19. Texas A&M-Kingsville	Apr. 28, 2018 (DH)	298	L, 1-23 / W, 5-4
20. Tarleton	Apr. 25, 2014	297	L, 4-7
21. Central Oklahoma	Feb. 12, 2011	294	W, 19-6
22. Eastern New Mexico	Apr. 11, 2014	286	W, 14-4
23. Cameron	Apr. 15, 2018	281	W, 12-2
24. Eastern New Mexico	Mar. 24, 2018	278	W, 13-1
25. Tarleton	Mar. 4, 2016	256	W, 5-1

Top-25 LSC Series Attendance (Average)

Opponent (Games)	Dates	Avg. Att.
1. Angelo State (4)	May 5-7, 2017	439
2. Texas A&M-Kingsville (4)	April 27-29, 2018	348
3. Tarleton (4)	March 4-6, 2016	317
4. Abilene Christian (3)	April 15-16, 2011	265
5. Eastern New Mexico (4)	March 23-25, 2018	258
6. Eastern New Mexico (3)	April 11-12, 2014	257
7. Texas A&M-Kingsville (3)	May 6-7, 2016	246
8. Tarleton (3)	April 29-30, 2011	242
9. Central Oklahoma (3)	February 12-13, 2011	241
10. Texas A&M-Kingsville (4)	February 28-March 1, 2014	235
11. Cameron (4)	March 16-18, 2012	231
12. Cameron (3)	March 4-5, 2011	225
13. Eastern New Mexico (4)	March 6-8, 2015	214
14. Eastern New Mexico (3)	April 29-30, 2016	204
15. Angelo State (4)	March 30-April 1, 2012	193
16. Tarleton (4)	April 21-23, 2017	183
17. Eastern New Mexico (4)	April 27-29, 2012	182
18. East Central (3)	April 1-2, 2011	181
19. Angelo State (4)	March 18-20, 2016	166
20. Tarleton (4)	March 30-April 1, 2015	162
21. Incarnate Word (4)	April 19-21, 2013	154
22. Abilene Christian (4)	April 5-7, 2013	153
Texas A&M-Kingsville (4)	April 13-15, 2012	153
24. Cameron (4)	April 15-17, 2018	151
25. UT Permian Basin (4)	March 31-April 2, 2017	150

Wilder Park Firsts

Opening Day	February 5, 2011
Opponent	Sterling College
Score	WT, 12-4 / WT, 7-3
First Pitch	WTAMU President Dr. J. Patrick O'Brien
First WT Hit	Eric Dorton (1st Inning, Leadoff Single)
First WT Run Scored	Eric Dorton (1st Inning, 1 Out)
First WT RBI	Will Miller (1st Inning, 1 Out, 2 RBI Double)
First WT Double	Will Miller (1st Inning, 1 Out)
First WT Triple	Kendall Boone vs. Central Okla. (2/12/11) (6th Inning, 1 Out)
First WT Homerun	Kendall Boone (3rd Inning, 1 Out, Solo)
First WT Walk	Eric Dorton (4th Inning, 1 Out)
First WT Stolen Base	Eric Dorton vs. Univ. of the S.W. (1st Inning, 0 Outs)
First WT Grand Slam	Jess Cooper vs. N.W. Mo. (2/26/11) (5th Inning, 1 Out)
First WT Win	Irving Camacho vs. Sterling College
First WT Complete Game	Irving Camacho vs. Central Oklahoma (2/13/11)
First WT Save	Zach Walker vs. #14 Cameron (3/4/11)
First WT Strikeout	Irving Camacho (2nd Inning, 1 Out, Looking)

Attendance Marks

Largest Opening Day Crowd	203, Northwest Oklahoma St. (Feb. 9, 2017)
Result / Pitcher of Record	W, 15-0 / Marshall Kasowski
Total Attendance	37,177
Record at Wilder Park	159-58 (.733)
Games Played	217
Average Attendance	171
200+ Attendance Games	81
300+ Attendance Games	22
400+ Attendance Games	12
Monday	NONE
Tuesday	487, Lubbock Christian (February 21, 2017)
Wednesday	153, Oklahoma Panhandle State (Game 2 - March 28, 2012)
Thursday	425, Tarleton (May 17, 2018)
Friday	487, Texas A&M-Kingsville (April 27, 2018)
Saturday	499, Angelo State (May 6, 2017)
Sunday	331, Angelo State (May 7, 2017)

2019 SCHEDULE

Date	Opponent	Location	Venue	Time
FEBRUARY				
1	New Mexico Highlands	Las Vegas, New Mexico	Brandt Baseball Field	3:00 p.m.
2	New Mexico Highlands	Las Vegas, New Mexico	Brandt Baseball Field	1:00 p.m.
2	New Mexico Highlands	Las Vegas, New Mexico	Brandt Baseball Field	4:00 p.m.
3	New Mexico Highlands	Las Vegas, New Mexico	Brandt Baseball Field	1:00 p.m.
8	Adams State	Canyon, Texas	Wilder Park	2:00 p.m.
9	Adams State	Canyon, Texas	Wilder Park	1:00 p.m.
9	Adams State	Canyon, Texas	Wilder Park	3:00 p.m.
10	Adams State	Canyon, Texas	Wilder Park	12:00 p.m.
15	Regis	Canyon, Texas	Wilder Park	5:00 p.m.
16	Regis	Canyon, Texas	Wilder Park	2:00 p.m.
16	Regis	Canyon, Texas	Wilder Park	5:00 p.m.
17	Regis	Canyon, Texas	Wilder Park	1:00 p.m.
22	St. Mary's	San Antonio, Texas	Dickson Stadium	4:00 p.m.
23	St. Mary's	San Antonio, Texas	Dickson Stadium	1:00 p.m.
23	St. Mary's	San Antonio, Texas	Dickson Stadium	4:00 p.m.
24	St. Mary's	San Antonio, Texas	Dickson Stadium	12:00 p.m.
MARCH				
1	UT Permian Basin	Odessa, Texas	Roden Field	2:00 p.m.
2	UT Permian Basin	Odessa, Texas	Roden Field	1:00 p.m.
2	UT Permian Basin	Odessa, Texas	Roden Field	4:00 p.m.
3	UT Permian Basin	Odessa, Texas	Roden Field	1:00 p.m.
5	Lubbock Christian	Canyon, Texas	Wilder Park	6:30 p.m.
15	Cameron	Canyon, Texas	Wilder Park	6:30 p.m.
16	Cameron	Canyon, Texas	Wilder Park	4:00 p.m.
16	Cameron	Canyon, Texas	Wilder Park	7:00 p.m.
17	Cameron	Canyon, Texas	Wilder Park	1:00 p.m.
22	Texas A&M-Kingsville *	Kingsville, Texas	Nolan Ryan Field	6:00 p.m.
23	Texas A&M-Kingsville *	Kingsville, Texas	Nolan Ryan Field	1:00 p.m.
23	Texas A&M-Kingsville *	Kingsville, Texas	Nolan Ryan Field	4:00 p.m.
24	Texas A&M-Kingsville *	Kingsville, Texas	Nolan Ryan Field	1:00 p.m.
29	Angelo State *	Canyon, Texas	Wilder Park	6:30 p.m.
30	Angelo State *	Canyon, Texas	Wilder Park	4:00 p.m.
30	Angelo State *	Canyon, Texas	Wilder Park	7:00 p.m.
31	Angelo State *	Canyon, Texas	Wilder Park	1:00 p.m.
APRIL				
5	Eastern New Mexico *	Portales, New Mexico	Greyhound Field	8:00 p.m.
6	Eastern New Mexico *	Portales, New Mexico	Greyhound Field	2:00 p.m.
6	Eastern New Mexico *	Portales, New Mexico	Greyhound Field	5:00 p.m.
7	Eastern New Mexico *	Portales, New Mexico	Greyhound Field	2:00 p.m.
12	Tarleton *	Canyon, Texas	Wilder Park	6:30 p.m.
13	Tarleton *	Canyon, Texas	Wilder Park	4:00 p.m.
13	Tarleton *	Canyon, Texas	Wilder Park	7:00 p.m.
14	Tarleton *	Canyon, Texas	Wilder Park	1:00 p.m.
18	UT Permian Basin *	Canyon, Texas	Wilder Park	6:30 p.m.
19	UT Permian Basin *	Canyon, Texas	Wilder Park	4:00 p.m.
19	UT Permian Basin *	Canyon, Texas	Wilder Park	7:00 p.m.
20	UT Permian Basin *	Canyon, Texas	Wilder Park	1:00 p.m.
23	Lubbock Christian	Lubbock, Texas	Hays Field	6:30 p.m.
MAY				
3	Cameron *	Lawton, Oklahoma	McCord Field	7:30 p.m.
4	Cameron *	Lawton, Oklahoma	McCord Field	5:30 p.m.
4	Cameron *	Lawton, Oklahoma	McCord Field	8:30 p.m.
5	Cameron *	Lawton, Oklahoma	McCord Field	1:00 p.m.

* Lone Star Conference Game
 Dates and times are subject to change.
 All times are Central.
 Home games played at the Wilder Park

2019 NUMERICAL ROSTER

#	Name	Pos.	B/T	Ht.	Wt.	Yr.	Hometown (Previous/HS)
1	Keone Givens	OF	R/R	5-8	160	JR	Jones, Oklahoma (Butler CC)
2	Justin Martinez	INF	R/R	6-2	200	JR	Aurora, Colorado (Lamar CC)
4	Nick Guaragna	INF	R/R	5-9	160	SR	Fountain Hills, Arizona (Phoenix College)
5	Justice Nakagawa	INF	R/R	6-0	180	SR	Mililani, Hawaii (Central Arizona College)
6	Braden Baker	RHP	R/R	5-8	160	SR	Canyon, Texas (Cisco College)
7	Tanner Schuetz	UTIL	R/R	5-9	185	JR	Sugarland, Texas (Kansas State)
8	Tag Baxter	C	R/R	6-0	205	SR	Heber City, Utah (Cochise College)
9	Zach Dixon	LHP	L/L	6-0	180	SR	Las Vegas, Nevada (Arizona State)
10	Joe Corbett	RHP	R/R	6-5	230	SR	Edmond, Oklahoma (Arkansas-Little Rock)
11	Cooper Harris	RHP	R/R	6-3	195	JR	Celina, Texas (Northern Oklahoma-Enid)
13	Christian Loya	UTIL	R/L	5-11	195	SR	Amarillo, Texas (Amarillo)
14	Reese Patterson	INF	R/R	6-2	175	JR	Canyon, Texas (Trinidad State JC)
15	Cade Engle	OF	R/R	5-9	175	JR	Pampa, Texas (Dodge City CC)
16	Kyle Kaufman	C	R/R	6-0	200	SR	Forney, Texas (Alabama)
17	Todd Danzeisen	LHP	L/L	5-10	170	JR	Las Vegas, Nevada (Southern Nevada)
19	Clay Koelzer	C	S/R	5-10	190	JR	Amarillo, Texas (Texas Tech)
20	Darin Cook	RHP	R/R	5-10	180	SR	Walsh, Colorado (Lamar CC)
21	Austin Gehle	RHP	R/R	5-9	175	SR	Frisco, Texas (Pepperdine)
22	Drew Mesecher	RHP	R/R	6-3	195	SR	Spring, Texas (Redlands CC)
23	Mitchell Miller	LHP	L/L	6-6	185	JR	Loganville, Georgia (Clemson)
24	Chandler Dean	RHP	R/R	6-3	205	JR	Bowie, Texas (Northeast Texas CC)
25	Chris Rodriguez	RHP	R/R	6-3	230	R-FR	El Paso, Texas (Friona)
30	Dominic Yearego	RHP	R/R	6-4	215	SR	Prosper, Texas (Prosper)
32	Jaxxon Fagg	UTIL	L/R	6-1	215	SR	Gilbert, Arizona (Georgia Southern)
33	Brennen Geraghty	RHP	R/R	6-4	230	JR	Beaumont, California (Trinidad State JC)
34	Jake Pederson	UTIL	L/R	6-2	210	R-JR	Amarillo, Texas (Dodge City CC)
42	Darius Carter	INF	R/R	6-0	200	JR	Wylie, Texas (Wylie)
44	Browning Houser	C	R/R	5-8	180	JR	Midland, Texas (Brookhaven College)
	Kennedy Badgett	C	R/R	6-2	195	JR	Arvada, Colorado (Lamar CC)
	Nicholas Dayton	OF	R/R	6-0	215	JR	Wylie, Texas (Golden West College)
	Kix Ferrell	INF	R/R	5-10	150	R-FR	Memphis, Texas (Memphis)
	Caleb Flores	INF	L/R	6-2	200	FR	Amarillo, Texas (Amarillo)
	Jacob Harris	RHP	R/R	5-10	210	JR	El Paso, Texas (Hesston College)
	Luke Hughes	OF	L/R	5-10	180	JR	Prosper, Texas (Cameron)
	Mason Mays	OF/RHP	R/R	6-0	190	FR	Amarillo, Texas (Amarillo)
	Charlie Overstreet	OF	S/R	5-11	190	R-JR	Dripping Springs, Texas (Houston Baptist)
	Blake Perdue	OF	R/R	6-0	190	JR	Amarillo, Texas (Midland JC)
	Jordan Trotter	INF	R/R	5-7	175	FR	Oak Leaf, Texas (Red Oak)
	Ethan Washburn	INF	R/R	6-0	160	JR	Raton, New Mexico (Trinidad State JC)

2019 POSITIONAL BREAKDOWN ROSTER

PITCHERS

#	Name	Pos.	B/T	Ht.	Wt.	Yr.	Hometown (Previous/HS)
6	Braden Baker	RHP	R/R	5-8	160	SR	Canyon, Texas (Cisco College)
20	Darin Cook	RHP	R/R	5-10	180	SR	Walsh, Colorado (Lamar CC)
10	Joe Corbett	RHP	R/R	6-5	230	SR	Edmond, Oklahoma (Arkansas-Little Rock)
17	Todd Danzeisen	LHP	L/L	5-10	170	SR	Las Vegas, Nevada (Southern Nevada)
24	Chandler Dean	RHP	R/R	6-3	205	JR	Bowie, Texas (Northeast Texas CC)
9	Zach Dixon	LHP	L/L	6-0	180	SR	Las Vegas, Nevada (Arizona State)
33	Brennen Geraghty	RHP	R/R	6-4	230	JR	Beaumont, California (Trinidad State JC)
21	Austin Gehle	RHP	R/R	5-9	175	SR	Frisco, Texas (Pepperdine)
11	Cooper Harris	RHP	R/R	6-3	195	JR	Celina, Texas (Northern Oklahoma-Enid)
	Jacob Harris	RHP	R/R	5-10	210	JR	El Paso, Texas (Hesston College)
	Mason Mays	RHP/OF	R/R	6-0	190	FR	Amarillo, Texas (Amarillo)
22	Drew Mesecher	RHP	R/R	6-3	195	SR	Spring, Texas (Redlands CC)
23	Mitchell Miller	LHP	L/L	6-6	185	JR	Loganville, Georgia (Clemson)
25	Chris Rodriguez	RHP	R/R	6-3	230	R-FR	El Paso, Texas (Friona)
30	Dominic Yearego	RHP	R/R	6-4	215	SR	Prosper, Texas (Prosper)

CATCHERS

#	Name	Pos.	B/T	Ht.	Wt.	Yr.	Hometown (Previous/HS)
	Kennedy Badgett	C	R/R	6-2	195	JR	Arvada, Colorado (Lamar CC)
8	Tag Baxter	C	R/R	6-0	205	SR	Heber City, Utah (Cochise College)
44	Browning Houser	C	R/R	5-8	180	JR	Midland, Texas (Brookhaven College)
16	Kyle Kaufman	C	R/R	6-0	200	SR	Forney, Texas (Alabama)
19	Clay Koelzer	C	S/R	5-10	190	JR	Amarillo, Texas (Texas Tech)

INFIELDERS

#	Name	Pos.	B/T	Ht.	Wt.	Yr.	Hometown (Previous/HS)
42	Darius Carter	INF	R/R	6-0	200	JR	Wylie, Texas (Wylie)
	Kix Ferrell	INF	R/R	5-10	150	R-FR	Memphis, Texas (Memphis)
	Caleb Flores	INF	L/R	6-2	200	FR	Amarillo, Texas (Amarillo)
4	Nick Guaragna	INF	R/R	5-9	160	SR	Fountain Hills, Arizona (Phoenix College)
2	Justin Martinez	INF	R/R	6-2	200	JR	Aurora, Colorado (Lamar CC)
5	Justice Nakagawa	INF	R/R	6-0	180	SR	Mililani, Hawaii (Central Arizona College)
14	Reese Patterson	INF	R/R	6-2	175	JR	Canyon, Texas (Trinidad State JC)
7	Tanner Schuetz	UTIL	R/R	5-9	185	JR	Sugarland, Texas (Kansas State)
	Jordan Trotter	INF	R/R	5-7	175	FR	Oak Leaf, Texas (Red Oak)
	Ethan Washburn	INF	R/R	6-0	160	JR	Raton, New Mexico (Trinidad State JC)

OUTFIELDERS

#	Name	Pos.	B/T	Ht.	Wt.	Yr.	Hometown (Previous/HS)
	Nicholas Dayton	OF	R/R	6-0	215	JR	Wylie, Texas (Golden West College)
15	Cade Engle	OF	R/R	5-9	175	JR	Pampa, Texas (Dodge City CC)
32	Jaxxon Fagg	UTIL	L/R	6-1	215	SR	Gilbert, Arizona (Georgia Southern)
1	Keone Givens	OF	R/R	5-8	160	JR	Jones, Oklahoma (Butler CC)
	Luke Hughes	OF	L/R	5-10	180	JR	Prosper, Texas (Cameron)
13	Christian Loya	UTIL	R/L	5-11	195	SR	Amarillo, Texas (Amarillo)
	Charlie Overstreet	OF	S/R	5-11	190	R-JR	Dripping Springs, Texas (Houston Baptist)
34	Jake Pederson	UTIL	L/R	6-2	210	R-JR	Amarillo, Texas (Dodge City CC)
	Blake Perdue	OF	R/R	6-0	190	JR	Amarillo, Texas (Midland JC)

COACHING STAFF

Head Coach: Matt Vanderburg (11th Season)
 Associate Head Coach: Cory Hall
 Assistant Coach: Shawn Neale
 Assistant Coach: Trace Hansen



#1 Keone Givens
5-8 | OF | R/R | JR
Jones, Oklahoma



#2 Justin Martinez
6-2 | INF | R/R | JR
Aurora, Colorado



#4 Nick Guaragna
5-9 | INF | R/R | SR
Fountain Hills, Arizona



#5 Justice Nakagawa
6-0 | INF | R/R | SR
Milliani, Hawaii



#6 Braden Baker
5-8 | RHP | R/R | SR
Canyon, Texas



#7 Tanner Schuetz
5-9 | UTIL | R/R | JR
Sugarland, Texas



#8 Tag Baxter
6-0 | C | R/R | SR
Heber City, Utah



#9 Zach Dixon
6-0 | LHP | L/L | SR
Las Vegas, Nevada



#10 Joe Corbett
6-5 | RHP | R/R | SR
Edmond, Oklahoma



#11 Cooper Harris
6-3 | RHP | R/R | JR
Celina, Texas



#13 Christian Loya
5-11 | UTIL | R/L | SR
Amarillo, Texas



#14 Reese Patterson
6-2 | INF | R/R | JR
Canyon, Texas



#15 Cade Engle
5-9 | OF | R/R | SR
Pampa, Texas



#16 Kyle Kaufman
6-0 | C | R/R | SR
Forney, Texas



#17 Todd Danzeisen
5-10 | LHP | L/L | JR
Las Vegas, Nevada



#19 Clay Koelzer
5-10 | C | S/R | JR
Amarillo, Texas



#20 Darin Cook
5-10 | RHP | R/R | SR
Walsh, Colorado




#21 Austin Gehle
5-9 | RHP | R/R | SR
Friscoe, Texas



#22 Drew Mesecher
6-3 | RHP | R/R | SR
Spring, Texas




#23 Mitchell Miller
6-6 | LHP | L/L | JR
Loganville, Georgia



#24 Chandler Dean
6-3 | RHP | R/R | JR
Bowie, Texas



#25 Chris Rodriguez
6-3 | RHP | R/R | R-FR
El Paso, Texas



#30 Dominic Yearego
6-4 | RHP | R/R | SR
Prosper, Texas



#32 Jaxxon Fagg
6-1 | UTIL | L/R | SR
Gilbert, Arizona



#33 Brennen Geraghty
6-4 | RHP | R/R | SO
Beaumont, California



#34 Jake Pederson
6-2 | UTIL | L/R | JR
Amarillo, Texas



#42 Darius Carter
6-0 | INF | R/R | JR
Wylie, Texas



#44 Browning Houser
5-8 | C | R/R | JR
Midland, Texas

MATT VANDERBURG

Head Coach | 11th Season at West Texas A&M
Northwestern Oklahoma State '03 | Health & Physical Education

Matt Vanderburg has built West Texas A&M Baseball into a regional and national contender as the Norman, Oklahoma native enters his 11th season at the helm of the Buffs. He holds an overall record of 317-205 (.607) during his decade in Canyon while registering a career record of 416-272 (.606) in his 13 seasons in collegiate baseball.

2018 saw the Buffs cap-off arguably the best season in program history with hosting duties for the NCAA South Central Regional Tournament at Wilder Park in Canyon. The Buffs reached the 40-win plateau for the first time in program history, finishing the season with a mark of 40-14 as they claimed their second LSC Title with a league record of 20-4. Vanderburg and his staff were named the LSC Coaching Staff of the Year while WT senior first baseman Luis Amaro became the third Buff in history to pick-up LSC Player of the Year accolades. Vanderburg was also named the NCBWA South Central Region Coach of the Year for the first time in his career.

In 2017, Vanderburg guided WT to its second-straight LSC Tournament Title with a 3-0 record and a pair of wins over top-seeded Angelo State in San Angelo. WT went 36-18 overall and 13-9 in Lone Star Conference play while and earned the LSC's automatic berth in the program's fourth-straight NCAA South Central Regional.

The Buffs led the nation in strikeouts per nine innings at 11.0 as junior Marshall Kasowski led the nation in strikeouts with a school-record 165 and also led the nation in strikeouts per nine innings at 15.91 and hits allowed per nine innings at just 4.82.

Kasowski was named South Central Region Pitcher of the Year and was a multiple All-American honoree, while getting drafted 400th overall in the 13th Round by the Los Angeles Dodgers as the highest Buff ever drafted. Teammate Joshua Payne was drafted in the 22nd Round by the New York Mets marking the first time two Buffs were drafted in the same season under Vanderburg.

In 2016, the Buffs finished 36-20 and won their first Lone Star Conference Tournament title earning the LSC's automatic berth in the NCAA South Central Regional. Vanderburg had senior pitcher Austin Moore drafted by the Colorado Rockies in the 26th round in the June draft. Moore earned first team all-conference honors, all-tournament honors and was a two-time all-region selection in 2016.

In 2015, the Buffs went a school-best 23-12 in Lone Star Conference play and saw closer Paul Lujan earn multiple All-America honors as he was a NCBWA First Team All-American and Daktronics Honorable Mention. In Vanderburg's tenure at WT, he has coached six All-Americans for the Buffs of the seventh in school history.

In 2014, he guided the Buffs to a school-record 37-21 record and a berth in the program's first NCAA South Central Regional. The Buffs went 2-2 in the regional with wins over Tarleton State and Texas A&M-Kingsville. WT was 21-14 in Lone Star Conference play in 2014, earning the No. 2-seed in the LSC Championship and finished as the conference tournament runner-up which was first for the program.

The 2014 Buffs finished 15th nationally in batting average at a .325 clip and were third nationally in hits with 669. WT finished 12th in runs (407), 26th in scoring (7.0), 15th in shutouts (7), 27th in slugging percentage (.444) second in triples (27) and 29th in doubles (100).

James earned numerous all-America accolades during his two-year career with the Buffs. He broke the school record for strikeouts in a season in 2013 and then topped it with 126 in 2014 ranking third nationally. James signed a free-agent contract with the Houston Astros in 2014.

The 2013 season saw the Buffs narrowly miss the NCAA tournament with a 30-21 record and a 15-13 mark in conference play. The Buffs finished 18th nationally in batting average at .330 and were 21st in fielding percentage at .969. It was the second 30-win season for the Buffs under Vanderburg.

In 2012, Vanderburg led the Buffs to a 29-19 record and a fourth-place finish in the Lone Star Conference. WT had the conference's leading hitter in Justin Henderson who earned numerous postseason accolades as he was a first team all-conference selection and all-region.

In addition, the pitching improved drastically in 2012 as the Buffs set the school-record for lowest ERA and lowest opponent batting, average, as well as the fewest walks per nine allowed. 2012 also brought the fewest hits and runs allowed.

Vanderburg's third season saw the Buffs go 30-19 which is the fourth-best record in school history and 17-16 in conference play.

In his second season, the Buffs record a 23-20 overall mark with a seventh place finish in the Lone Star Conference. The season was shortened by continuous winter storms throughout the area that saw the Buffs lose 22 games due to cancellations. The Buffs hit .353 as a team with 85 doubles, 22 triples, 39 homers and 327 RBI for a slugging percentage of .522 with 56 stolen bases on 66 attempts.

During his first season at WT in 2009, Vanderburg led the Buffs to a 20-33 overall record with a 13-29 mark in the difficult Lone Star Conference. The Buffs won the first four games of the season which ranks as the best start to as season in program history to that point.

Vanderburg was introduced as just the fourth head coach of the Buffalo Baseball program on May 9, 2008.

In his final season at Clarendon Junior College in 2008, Vanderburg led the Bulldogs to a 40-16 overall record and a trip to the NJCAA playoffs. He joined the program during the summer of 2003 as the program's recruiting coordinator and hitting coach.

During the 2005 campaign, Vanderburg was an instrumental part of the record season for the bulldogs. With a 43-13 record and a first ever national ranking, the Bulldogs were put on the map. That same season Vanderburg's hitters led the country in batting average (.374 team average).

In his second season as the assistant he helped guide them to another 30 win season and a third straight regional tournament appearance. Taking the reins of the program for the 2006 season, Vanderburg guided the Bulldogs to a 22-30 record, but began laying the grounds for winning seasons in each of the next two years. During the 2006 campaign, the Bulldogs finished third nationally with a .376 team batting average and then followed that up with a .361 average in 2007, finishing 10th nationally.

Vanderburg began his coaching career working for his former high school coach Shannon Enfield. He was the head coach of the Norman Majors American Legion team, a premier summer league team located in Oklahoma.

He graduated from Norman North High School and during his prep playing career he set numerous hitting records, some of which still stand today. He helped pave the way for a very successful program that stands today.



THE VANDERBURG FILE

EDUCATION

B.S. N.W. Oklahoma State - Health & Physical Education, 2003
M.S. Emporia State - Health & Physical Education, 2005

COACHING CAREER ACCOLADES AT WT

- Winningest Head Coach in Program History
- Two-Time Lone Star Conference Coach of the Year
- 48 All-Lone Star Conference Honorees
- 31 All-South Central Region Honorees
- Seven All-Americans
- Five Straight NCAA Division II Postseason Appearances
- Three MLB Draftees
- Two Lone Star Conference Regular Season Championships
- Two Lone Star Conference Tournament Titles
- 2018 NCBWA South Central Region Coach of the Year

COLLEGIATE HEAD COACHING YEAR-BY-YEAR

Year	School	Record
2006	Clarendon College	22-30
2007	Clarendon College	37-21
2008	Clarendon College	40-16
2009	West Texas A&M	20-33
2010	West Texas A&M	23-20
2011	West Texas A&M	30-19
2012	West Texas A&M	29-19
2013	West Texas A&M	30-21
2014	West Texas A&M	37-21
2015	West Texas A&M	36-20
2016	West Texas A&M	36-20
2017	West Texas A&M	36-18
2018	West Texas A&M	40-14
2019	West Texas A&M	---
Totals	At WT (11th Season)	317-205 (.607)
Totals	Overall (14th Season)	416-272 (.605)

Out of high school he signed a scholarship to play baseball under Coach Joe Phillips at Northwestern Oklahoma State University. During his collegiate career at Northwestern he was a four-time All-Conference performer and helped to bring Northwestern to the national spotlight.

While at NWOSU, the Rangers climbed as high as seventh in the national polls in addition to setting a new school record for wins in a season with 49.

A native of Norman, Oklahoma, Vanderburg holds his Bachelors of Science in health and physical education from Northwestern Oklahoma State and a Masters degree in health and physical education from Emporia State.

CORY HALL

Associate Head Coach | Ninth Season at West Texas A&M
Northwestern Oklahoma State '00 | Physical Education/Teaching



Cory Hall enters his ninth year at West Texas A&M as the Buffs' Pitching Coach, serving the last three as the program's Associate Head Coach. Hall has had three different pitchers drafted in the Major League Baseball Draft during his time in Canyon with multiple other professional players learning under one of the top pitching minds in collegiate baseball.

2018 saw the Buffs cap-off arguably the best season in program history with hosting duties for the NCAA South Central Regional Tournament at Wilder Park in Canyon. On the mound, Hall guided a talented WT pitching staff the finished the season with a 4.65 ERA, striking out 463 batters and allowing an opposing batting average of just .275.

In 2017, Hall helped guide the Buffs to a 36-20 record overall and the program's third-straight trip to the NCAA South Central Regional Tournament and their second-straight Lone Star Conference Tournament Title. Marshall Kasowski was named LSC Pitcher of the Year, South Central Region Pitcher of the Year and earned multiple All-America honors. Kasowski led the nation in strikeouts with 165 as it marked a school-record, while leading the nation in strikeouts per nine innings (15.91) and hits allowed per nine innings (4.82). Kasowski became the highest Buff ever drafted at 400th overall by the Los Angeles Dodgers in the 13th Round while Joshua Payne was drafted in the 22nd Round by the New York Mets.

During his first year back on staff at WT in 2016 following two-years away from baseball, Hall and the Buffs won their first Lone Star Conference Tournament Championship. Hall helped guide senior Austin Moore to a First Team All-Conference accolade and a two-time All-Region pitching selection and Moore was drafted in the 26th Round of the June draft by the Colorado Rockies.

Hall has been instrumental in the building of the Buffalo baseball program under Vanderburg throughout both of his stints with the Buffs as he continually has helped improve the pitching staff each year. In his first stint, he worked with the likes of Dylan James who had an outstanding career for the Buffs earning multiple All-America accolades and had a stint with the Houston Astros organization.

Prior to being hired at WT, Hall served as head coach at New Mexico Junior College in 2008 as he led the ThunderBirds to a WJCAC Conference Championship with an overall record of 45-10. The team ranked in the top five nationally and a 3.43 ERA. as Hall earned WJCAC Coach of the Year and had three players drafted. Hall also was an assistant coach and recruiting coordinator at NMJC and finished as national runner-up at the 2007 Junior College World Series. Overall, he had 11 pitchers drafted during his time at NMJC.

Prior to NMJC, both Hall and Vanderburg were on staff together at Clarendon College. During the 2002 and 2003 seasons, Hall served as pitching coach and recruiting coordinator and was elevated to head coach for the 2004 and 2005 seasons.

SHAWN NEALE

Assistant Coach | Third Season at West Texas A&M
Bacone '11 | Health & Physical Education



Shawn Neale enters his third season as an Assistant Baseball Coach at West Texas A&M.

The Buffs reached the 40-win plateau for the first time in program history in 2018, finishing the season with a mark of 40-14 as they claimed their second Lone Star Conference Title with a league record of 20-4. WT was named the Lone Star Conference Coaching Staff of the Year. At the plate, the Buffs finished the season hitting .318 as a team with 127 doubles, 23 triples and 47 homeruns to drive in 388 RBI for a slugging percentage of .498.

In 2017, he helped guide the Buffs to their fourth-straight NCAA South Central Regional appearance and second-straight Lone Star Conference Tournament Title with a 36-18 record overall. Neale helped with the offense as the Buffs finished tenth nationally in doubles (124) and seventh in doubles per game at 2.30 both leading the LSC. The Buffs also led the LSC in fielding percentage at a .970 percentage to rank 19th nationally.

A native of Ontario, Canada, Neale earned his Bachelor's Degree from Bacone in Health and Physical Education in 2011.

TRACE HANSEN

Assistant Coach | Third Season at West Texas A&M
West Texas A&M '16 | Sports & Exercise Science



Trace Hansen enters his third season on the WT Baseball Coaching Staff following a two-year standout playing career for the Buffs.

2018 saw the Buffs cap-off arguably the best season in program history with hosting duties for the NCAA South Central Regional Tournament at Wilder Park in Canyon. The Buffs reached the 40-win plateau for the first time in program history, finishing the season with a mark of 40-14 as they claimed their second Lone Star Conference Title with a league record of 20-4. WT was named the Lone Star Conference Coaching Staff of the Year.

A Lone Star First Team All-Conference selection in 2016, Hansen led the Buffs in hitting at .367 in 45 starts at second base. He recorded 61 hits which led the team, finished tied for first with 16 doubles ranking tied for fourth in the LSC, second in triples on the team with three and tied for third in home runs with three. He drove in 27 and scored a team-high 41 runs.

In 2015, Hansen started all 55 games in the infield for the Buffs. He hit .300 with 40 runs scored, 61 hits, 10 doubles, three triples and four home runs, while recording 29 RBI and 89 bases and slugging .438. Hansen reached base at a .397 clip and 110 put outs with 143 assists and just six errors for a .977 fielding percentage.

2018 RESULTS

Date	Opponent	Score	Inns	Overall	Lone Star	Pitcher of record	Attend	Time
Feb 02, 2018	at CSU-Pueblo	w 9-3	9	1-0-0	0-0-0	R. Larison (W 1-0)	112	3:10
Feb 03, 2018	vs Adams State	w 7-4	9	2-0-0	0-0-0	J. Corbett (W 1-0)	132	2:41
Feb 03, 2018	at CSU-Pueblo	L 5-12	9	2-1-0	0-0-0	D. Cook (L 0-1)	196	3:39
Feb 09, 2018	NEW MEXICO HIGHLANDS-1	w 4-3	(8)	3-1-0	0-0-0	D. Cook (W 1-1)	158	2:49
Feb 09, 2018	NEW MEXICO HIGHLANDS-2	w 12-3	9	4-1-0	0-0-0	B. Baker (W 1-0)	158	3:45
Feb 10, 2018	NEW MEXICO HIGHLANDS	w 11-1	8	5-1-0	0-0-0	J. Corbett (W 2-0)	177	2:45
Feb 16, 2018	ADAMS STATE	w 8-1	9	6-1-0	0-0-0	R. Larison (W 2-0)	88	2:31
Feb 17, 2018	ADAMS STATE-1	w 5-0	7	7-1-0	0-0-0	J. Corbett (W 3-0)	158	1:51
Feb 17, 2018	ADAMS STATE-2	w 2-0	7	8-1-0	0-0-0	B. Baker (W 2-0)	158	1:56
Feb 18, 2018	ADAMS STATE	w 19-2	9	9-1-0	0-0-0	D. Cook (W 2-1)	108	3:08
Feb 25, 2018	at Arkansas Fort Smith-1	w 11-6	7	10-1-0	0-0-0	R. Larison (W 3-0)	65	2:43
Feb 25, 2018	at Arkansas Fort Smith-2	L 1-5	9	10-2-0	0-0-0	Z. Dixon (L 0-1)	34	2:09
Feb 26, 2018	at Arkansas Fort Smith	w 5-4	(10)	11-2-0	0-0-0	B. Baker (W 3-0)	46	3:10
Mar 02, 2018	TARLETON STATE	w 3-2	9	12-2-0	0-0-0	J. Corbett (W 4-0)	168	2:43
Mar 03, 2018	TARLETON STATE-1	w 16-13	7	13-2-0	0-0-0	D. Tillison (W 1-0)	248	2:58
Mar 03, 2018	TARLETON STATE-2	w 14-3	7	14-2-0	0-0-0	Z. Dixon (W 1-1)	248	2:52
Mar 04, 2018	TARLETON STATE	w 14-4	8	15-2-0	0-0-0	D. Cook (W 3-1)	238	3:12
Mar 09, 2018	at #19 Texas A&M-Kingsville	L 4-9	9	15-3-0	0-0-0	J. Corbett (L 4-1)	317	3:15
Mar 10, 2018	at #19 Texas A&M-Kingsville-1	w 8-5	(11)	16-3-0	0-0-0	D. Yearego (W 1-0)	340	3:27
Mar 10, 2018	at #19 Texas A&M-Kingsville-2	L 4-5	7	16-4-0	0-0-0	P. Muldrow (L 0-1)	366	2:15
Mar 11, 2018	at #19 Texas A&M-Kingsville	L 4-12	9	16-5-0	0-0-0	N. Draper (L 0-1)	297	3:33
Mar 16, 2018	#30 ANGELO STATE	L 6-14	9	16-6-0	0-0-0	B. Baker (L 3-1)	180	3:15
Mar 17, 2018	#30 ANGELO STATE-1	w 5-4	(9)	17-6-0	0-0-0	D. Yearego (W 2-0)	128	3:17
Mar 17, 2018	#30 ANGELO STATE-2	L 2-4	7	17-7-0	0-0-0	B. Baker (L 3-2)	128	2:30
Mar 18, 2018	#30 ANGELO STATE	w 19-9	7	18-7-0	0-0-0	D. Cook (W 4-1)	143	3:05
* Mar 23, 2018	EASTERN NEW MEXICO	w 8-5	9	19-7-0	1-0-0	J. Corbett (W 5-1)	178	2:35
* Mar 24, 2018	EASTERN NEW MEXICO-1	w 13-1	7	20-7-0	2-0-0	R. Larison (W 4-0)	278	2:34
* Mar 24, 2018	EASTERN NEW MEXICO-2	w 4-3	7	21-7-0	3-0-0	D. Cook (W 5-1)	408	2:02
* Mar 25, 2018	EASTERN NEW MEXICO	w 21-12	9	22-7-0	4-0-0	B. Baker (W 4-2)	168	4:13
* Mar 29, 2018	at UT Permian Basin	w 10-1	9	23-7-0	5-0-0	J. Corbett (W 6-1)	79	2:56
* Mar 30, 2018	at UT Permian Basin-1	w 9-6	(11)	24-7-0	6-0-0	D. Yearego (W 3-0)	236	3:48
* Mar 30, 2018	at UT Permian Basin-2	w 7-5	7	25-7-0	7-0-0	D. Cook (W 6-1)	173	2:34
* Mar 31, 2018	at UT Permian Basin	w 11-7	(12)	26-7-0	8-0-0	T. Huebner (W 1-0)	174	5:10
* Apr 15, 2018	CAMERON-1	w 10-5	7	27-7-0	9-0-0	R. Larison (W 5-0)	158	2:32
* Apr 15, 2018	CAMERON-2	w 12-2	7	28-7-0	10-0-0	J. Corbett (W 7-1)	281	2:34
* Apr 16, 2018	CAMERON-1	w 9-2	7	29-7-0	11-0-0	D. Cook (W 7-1)	68	2:08
* Apr 16, 2018	CAMERON-2	w 12-2	7	30-7-0	12-0-0	D. Mesecher (W 1-0)	95	2:15
* Apr 20, 2018	at Tarleton State	L 1-4	9	30-8-0	12-1-0	J. Corbett (L 7-2)	612	2:35
* Apr 21, 2018	at Tarleton State	L 3-7	9	30-9-0	12-2-0	R. Larison (L 5-1)	521	3:04
* Apr 22, 2018	at Tarleton State-1	w 6-3	7	31-9-0	13-2-0	D. Cook (W 8-1)	631	2:23
* Apr 22, 2018	at Tarleton State-2	w 4-3	7	32-9-0	14-2-0	B. Baker (W 5-2)	621	2:44
* Apr 27, 2018	#18 TEXAS A&M-KINGSVILLE	w 12-9	9	33-9-0	15-2-0	J. Corbett (W 8-2)	487	3:24
* Apr 28, 2018	#18 TEXAS A&M-KINGSVILLE-1	L 1-23	7	33-10-0	15-3-0	R. Larison (L 5-2)	298	3:00
* Apr 28, 2018	#18 TEXAS A&M-KINGSVILLE-2	w 5-4	7	34-10-0	16-3-0	D. Cook (W 9-1)	298	2:22
* Apr 29, 2018	#18 TEXAS A&M-KINGSVILLE	w 11-6	9	35-10-0	17-3-0	B. Baker (W 6-2)	308	3:18
* May 04, 2018	at Angelo State	w 6-3	9	36-10-0	18-3-0	J. Corbett (W 9-2)	353	3:00
* May 05, 2018	at Angelo State-1	w 5-4	7	37-10-0	19-3-0	R. Larison (W 6-2)	345	3:00
* May 05, 2018	at Angelo State-2	L 4-7	7	37-11-0	19-4-0	D. Cook (L 9-2)	338	2:23
* May 06, 2018	at Angelo State	w 6-3	9	38-11-0	20-4-0	D. Mesecher (W 2-0)	353	3:07
May 11, 2018	EASTERN NEW MEXICO	w 24-2	9	39-11-0	20-4-0	J. Corbett (W 10-2)	443	3:31
May 12, 2018	TARLETON STATE	L 7-15	9	39-12-0	20-4-0	D. Cook (L 9-3)	334	3:35
May 17, 2018	TARLETON STATE	w 7-2	9	40-12-0	20-4-0	J. Corbett (W 11-2)	425	2:52
May 18, 2018	ST. EDWARD'S	L 3-13	9	40-13-0	20-4-0	D. Cook (L 9-4)	357	3:05
May 19, 2018	TEXAS A&M-KINGSVILLE	L 1-2	(10)	40-14-0	20-4-0	R. Larison (L 6-3)	220	2:53

() extra inning game

2018 TEAM STATISTICAL SUMMARY

Score by innings	1	2	3	4	5	6	7	8	9	EX	Total
West Texas A&M	36	45	57	90	49	35	65	32	9	12	430
Opponents	37	40	33	43	34	34	28	21	17	2	289

Record when ...

Overall	40-14	After 6 leading	31-0
Conference	20-4 trailing	5-12
Non-Conference	20-10 tied	4-2
Home games	26-6	After 7 leading	17-0
Away games	13-8 trailing	1-9
Neutral site	1-0 tied	1-1
Day games	30-10	After 8 leading	16-0
Night games	10-4 trailing	0-9
vs Left starter	8-3 tied	1-1
vs Right starter	32-11		
1-Run games	8-2	Hit 0 home runs	15-10
2-Run games	2-1	... 1 home run	14-4
5+Run games	20-7	... 2+ home runs	11-0
Extra innings	6-1		
Shutouts	2-0	Opponent 0 home runs	24-6
	 1 home run	11-5
Scoring 0-2 runs	1-5 2+ HRs	5-3
..... 3-5 runs	9-7		
..... 6-9 runs	12-2	Made 0 errors	14-1
..... 10+ runs	18-0	... 1 error	15-2
		... 2+ errors	11-11
Opponent 0-2 runs	13-1		
..... 3-5 runs	19-4	Opp. made 0 errors	9-5
..... 6-9 runs	6-3 1 error	15-7
..... 10+ runs	2-6 2+ errors	16-2
Scored in 1st inning	17-4	Out-hit opponent	33-1
Opp. scored in 1st	16-5	Out-hit by opponent	4-13
Scores first	20-4	Hits are tied	3-0
Opp. scores first	20-10		

Record when team scores:

Runs	0	1	2	3	4	5	6	7	8	9	10+
W-L	0-0	0-4	1-1	1-2	3-4	5-1	3-1	3-1	3-0	3-0	18-0

Record when opponent scores:

Runs	0	1	2	3	4	5	6	7	8	9	10+
W-L	2-0	4-0	7-1	9-0	6-2	4-2	3-0	1-2	0-0	2-1	2-6

Record when leading after:

Inn.	1	2	3	4	5	6	7	8
W-L	14-3	19-2	22-2	26-1	28-1	31-0	17-0	16-0

Record when trailing after:

Inn.	1	2	3	4	5	6	7	8
W-L	12-4	13-6	12-9	10-10	7-9	5-12	1-9	0-9

Record when tied after:

Inn.	1	2	3	4	5	6	7	8
W-L	14-7	8-6	6-3	4-3	5-4	4-2	1-1	1-1

Current losing streak: 2
 Longest winning streak: 13
 Longest losing streak: 3

Home attendance : 7290 (32 dates avg = 227)
 Away attendance : 6341 (22 dates avg = 288)
 Total attendance: 13631 (54 dates avg = 252)

2018 INDIVIDUAL STATISTICS

Record: 40-14 Home: 26-6 Away: 13-8 Neutral: 1-0 Lone Star: 20-4

Player	avg	gp-gs	ab	r	h	2b	3b	hr	rbi	tb	slg%	bb	hp	so	gdp	ob%	sf	sh	sb-att	po	a	e	fld%	
Tag Baxter	.362	42-36	127	28	46	15	2	1	33	68	.535	21	9	27	4	.478	2	2	0-1	185	7	3	.985	
Jimmy Cubillos	.354	51-51	189	44	67	10	3	1	32	86	.455	26	4	22	2	.433	5	3	3-5	69	9	1	.987	
Bodie Bryan	.348	50-49	198	61	69	15	5	8	48	118	.596	27	6	45	1	.438	2	1	16-21	82	7	6	.937	
Nick Canas	.343	54-54	198	47	68	20	5	4	45	110	.556	27	7	33	1	.430	5	2	4-9	91	5	3	.970	
Nick Guaragna	.333	26-21	75	21	25	3	1	1	19	33	.440	8	2	7	0	.398	3	2	3-5	13	27	4	.909	
Luis Amaro	.329	54-54	173	58	57	17	0	15	69	119	.688	55	5	47	2	.492	5	1	2-2	360	14	3	.992	
Christian Loya	.300	42-33	120	29	36	6	2	7	26	67	.558	9	18	26	2	.423	2	1	0-1	29	2	0	1.000	
Tommy Williams	.297	48-47	158	30	47	9	1	1	23	61	.386	19	6	19	1	.391	1	5	9-13	65	103	5	.971	
Justice Nakagawa	.281	47-47	139	34	39	9	2	5	24	67	.482	19	12	36	1	.409	1	5	5-5	57	127	18	.911	
Brandon Marrero	.279	42-32	111	26	31	7	0	2	15	44	.396	9	13	23	1	.396	1	4	0-0	272	23	8	.974	
Darius Carter	.274	39-33	117	11	32	11	1	0	25	45	.385	9	4	26	2	.341	2	4	0-2	28	57	8	.914	
Blake Weaver	.273	31-8	44	14	12	1	0	0	5	13	.295	3	4	7	0	.373	0	2	6-6	17	2	0	1.000	
Nelson Paredes	.260	25-14	50	14	13	2	0	1	10	18	.360	11	4	18	0	.424	1	0	1-1	25	42	4	.944	
Henry Hausman	.257	18-7	35	7	9	1	0	1	12	13	.371	5	1	11	1	.349	2	0	0-0	0	1	0	1.000	

Ethan Washburn	.750	12-0	4	5	3	1	1	0	1	6	1.500	0	0	1	0	.750	0	0	0-1	2	2	0	1.000	
Cole Hadley	.000	4-0	3	0	0	0	0	0	0	0	.000	0	0	0	0	.000	0	1	0-0	9	0	1	.900	
Braden Baker	.000	1-0	1	0	0	0	0	0	1	0	.000	0	0	0	0	.000	0	0	0-0	3	8	0	1.000	
Ryan Larison	.000	1-0	1	0	0	0	0	0	0	0	.000	0	0	1	0	.000	0	0	0-0	2	6	3	.727	
Jamie Boyd	.000	1-0	0	1	0	0	0	0	0	0	.000	0	0	0	0	.000	0	0	0-0	0	1	0	1.000	
Totals	.318	54	1743	430	554	127	23	47	388	868	.498	248	95	349	18	.424	32	33	49-72	1325	483	72	.962	
Opponents	.275	54	1737	289	478	89	10	38	251	701	.404	202	44	463	37	.363	12	19	53-64	1281	482	69	.962	

LOB - Team (443), Opp (400). DPs turned - Team (45), Opp (33). CI - Team (0), Opp (3). IBB - Team (9), L. Amaro 7, N. Canas 1, B. Bryan 1, Opp (2). Picked off - N. Canas 4, T. Williams 1, J. Nakagawa 1, J. Cubillos 1, B. Weaver 1.

(All games Sorted by Earned run avg)

Player	era	w-l	app	gs	cg	sho	sv	ip	h	r	er	bb	so	2b	3b	hr	b/avg	wp	hp	bks	sfa	sha		
Dominic Yearego	2.86	3-0	15	0	0	0/0	6	28.1	25	11	9	5	33	2	1	3	.227	2	1	0	0	0		
Zach Dixon	2.96	1-1	6	6	0	0/1	0	24.1	12	11	8	18	25	4	0	2	.146	3	3	2	1	1		
Joe Corbett	3.05	11-2	14	14	4	1/0	0	97.1	87	39	33	20	100	20	1	7	.244	5	11	1	2	4		
Braden Baker	3.75	6-2	23	0	0	0/1	6	50.1	48	26	21	25	54	7	3	3	.250	7	3	0	1	3		
Drew Mesecher	4.19	2-0	12	4	0	0/0	1	34.1	53	21	16	13	33	7	1	3	.351	3	2	0	0	1		
Ryan Larison	4.50	6-3	14	14	0	0/0	0	68.0	76	49	34	33	72	17	1	3	.279	7	3	0	0	2		
Darin Cook	4.67	9-4	16	11	1	0/0	0	79.0	86	52	41	25	86	17	1	11	.278	6	7	0	2	6		
Andrew Schwulst	4.91	0-0	6	0	0	0/0	0	7.1	9	5	4	4	6	2	0	0	.281	3	2	0	1	0		
Todd Danzeisen	6.23	0-0	3	0	0	0/0	0	4.1	7	3	3	0	6	1	0	0	.389	2	1	0	0	1		
Phillip Muldrow	7.20	0-1	8	0	0	0/0	0	10.0	15	13	8	12	8	1	0	3	.341	1	3	0	1	0		
Tate Huebner	9.00	1-0	12	0	0	0/0	1	15.0	20	21	15	12	15	3	1	2	.308	0	1	0	2	0		
Noah Draper	10.80	0-1	12	5	0	0/0	0	15.0	19	18	18	21	16	2	0	1	.322	3	6	0	1	1		
Jamie Boyd	13.50	0-0	4	0	0	0/0	0	5.1	14	9	8	6	6	2	1	0	.452	2	1	0	0	0		
Dalton Tillison	19.29	1-0	3	0	0	0/0	0	2.1	5	5	5	3	2	2	0	0	.455	1	0	0	1	0		

Henry Hausman	67.50	0-0	1	0	0	0/0	0	0.2	2	6	5	5	1	2	0	0	.500	0	0	0	0	0		
Totals	4.65	40-14	54	54	5	2/1	14	441.2	478	289	228	202	463	89	10	38	.275	45	44	3	12	19		
Opponents	7.97	14-40	54	54	5	0/0	5	427.0	554	430	378	248	349	127	23	47	.318	69	95	10	32	33		

PB - Team (11), T. Baxter 8, B. Marrero 3, Opp (9). Pickoffs - Team (4), R. Larison 2, Z. Dixon 1, D. Cook 1, Opp (8). SBA/ATT - B. Marrero (31-40), T. Baxter (21-23), J. Corbett (13-19), R. Larison (8-8), N. Draper (5-6), D. Cook (3-6), D. Yearego (6-6), B. Baker (5-5), Z. Dixon (4-5), J. Boyd (3-3), T. Danzeisen (2-2), D. Mesecher (2-2), P. Muldrow (1-1), C. Hadley (1-1), A. Schwulst (1-1).

Individual Hitting Single-Game Records

At-Bats
9 - (2x), last, Nick Chapman vs. Lubbock Christian (4/12/16)

Hits
6 - (3x), last, Luis Amaro at Tarleton State (3/5/17)

RBI
8 - (4x), last, Josh Day at Lubbock Christian (4/7/15)

Runs Scored
6 - (3x), last, Jess Cooper vs. Northwest Missouri State (2/26/11)

Doubles
4 - Nick Canas vs. Cameron (4/16/18)

Triples
2 - (10x), last, Nick Canas vs. A&M-Kingsville (3/10/17)

Homeruns
3 - (6x), last, Brian Schupp at Sul Ross State (2/9/08)

Total Bases
15 - Brian Schupp at Sul Ross State (2/9/08)

Walks
5 - (2x), last, Britt Smith vs. Wayland Baptist (4/30/96)

Stolen Bases
5 - Marlin Johnson vs. Bellevue (2/26/94)

Individual Pitching Single-Game Records

Innings Pitched
10 - Steve Jones vs. University of the Southwest (3/23/96)

Fewest Hits Allowed (Complete Game)
0 - Charlie Griffin vs. Oklahoma Panhandle State (4/22/01) *5 Innings

Hits Allowed
22 - Ryan Zemanek vs. Southeastern Oklahoma State (2/20/05)

Runs Allowed
18 - Ryan Zemanek vs. Southeastern Oklahoma State (2/20/05)

Earned Runs Allowed
13 - Ryan Zemanek vs. Southeastern Oklahoma State (2/20/05)

Walks
10 - Jess Sparks vs. Tarleton State (3/28/94)

Strikeouts
17 - (2x), last, Marshall Kasowski at Eastern New Mexico (3/24/17)

Doubles Allowed
6 - (2x), last, Brooks Trujillo vs. Oklahoma Christian (2/27/16)

Triples Allowed
3 - Cody Sessions at Eastern New Mexico (4/7/06)

Homeruns Allowed
5 - Ryan Zemanek vs. Southeastern Oklahoma State (2/20/05)

Wild Pitches
7 - Jess Sparks vs. Tarleton State (3/28/94)

Balks
2 - (7x), last, Ashton Sivigliano at Wayland Baptist (4/8/14)

Hit Batters
5 - Zach Walker at Texas A&M-Kingsville (3/12/10)

Individual Fielding Single-Game Records

Chances
24 - Aaron Blair at Tarleton State (3/22/14)

Putouts
24 - Aaron Blair at Tarleton State (3/22/14)

Assists
10 - Kendall Boone at Southeastern Oklahoma State (4/9/11)

Errors
5 - Adam DeLaGarza at Southwestern Oklahoma State (2/20/10)

Team Hitting Single-Game Records

Batting Average
.604 (32-53) - vs. Oklahoma Panhandle State (4/21/01)

At-Bats
55 - vs. Lubock Christian (4/12/16)

Runs Scored
36 - vs. Oklahoma Panhandle State (4/21/01)

Runs Scored (Single Inning)
15 - vs. Eastern New Mexico (3/8/03)

Hits
32 - vs. Oklahoma Panhandle State (4/21/01)

RBI
33 - vs. Oklahoma Panhandle State (4/21/01)

Doubles
13 - vs. Wayland Baptist (4/24/96)

Triples
4 - (2x), last, vs. Cameron (3/28/10)

Homeruns
5 - (2x), last, vs. Eastern New Mexico (3/25/18)

Extra-Base Hits
17 - vs. Oklahoma Panhandle State (4/21/01)

Total Bases
62 - vs. Oklahoma Panhandle State (4/21/01)

Left On Base
17 - (2x), last, at Southeastern Oklahoma State (4/9/11)

Walks
16 - vs. Wayland Baptist (2/13/99)

Hit By Pitch
6 - (2x), last, at UT Permian Basin (3/31/18)

Strikeouts
17 - (2x), last, at Eastern New Mexico (3/4/17)

Sacrifice Hits
5 - (2x), last, at Abilene Christian (3/7/08)

Sacrifice Flies
4 - (4x), last, at Mid-America Bible (4/6/10)

Stolen Bases
8 - (2x), last, vs. Eastern New Mexico (4/29/16)

Team Pitching Single-Game Records

Innings Pitched
15.0 - (2x), last, vs. Lubbock Christian (4/12/16)

Batters Faced
68 - at Eastern New Mexico (4/7/06)

Hits Allowed
31 - vs. Southeastern Oklahoma State (2/20/05)

Runs Allowed
35 - vs. St. Francis (IL) (3/5/94)

Earned Runs Allowed
27 - at Eastern New Mexico (4/7/06)

Walks
25 - vs. Bellevue (2/27/94)

Strikeouts
22 - Lubbock Christian (2/21/17)

Doubles Allowed
10 - at Cameron (4/4/09)

Triples Allowed
4 - at Abilene Christian (3/8/08)

Homeruns Allowed
7 - Tarleton State (5/12/18)

Wild Pitches
10 - vs. Tarleton State (3/28/94)

Balks
2 - (11x), last, at Wayland Baptist (4/8/14)

Team Fielding Single-Game Records

Chances
72 - at Tarleton State (3/22/14)

Putouts
45 - vs. Lubbock Christian (4/12/16)

Assists
25 - (2x), last, at Tarleton State (3/22/14)

Errors
12 - vs. St. Francis (IL) (3/5/94)

Double Plays Turned
5 - (3x), last, at Southeastern Oklahoma State (4/9/11)

Triple Plays Turned
1 - vs. Angelo State (4/1/12)



Cody Dean

SINGLE SEASON TOP 5

TEAM BATTING

HIGHEST BATTING AVERAGE

Rk	Season	#
1.	1997 (647-1691)	.383
2.	2011 (587-1603)	.361
3.	2010 (513-1455)	.353
4.	2009 (583-1722)	.339
5.	2012 (516-1537)	.336

LOWEST BATTING AVERAGE

Rk	Season	#
1.	1994 (350-1500)	.233
2.	2005 (438-1613)	.272
3.	2015 (515-1813)	.284
4.	2016 (520-1762)	.295
	2007 (437-1481)	.295

SLUGGING PERCENTAGE

Rk	Season	#
1.	2011 (1,603 AB)	.571
2.	2010 (1,455 AB)	.522
3.	2009 (1,722 AB)	.515
4.	2012 (1,537 AB)	.507
5.	2018 (1,743 AB)	.498

ON-BASE PERCENTAGE

Rk	Season	#
1.	2011 (1,603 AB)	.448
2.	2010 (1,455 AB)	.430
3.	2018 (1,743 AB)	.424
4.	2012 (1,537 AB)	.416
5.	2009 (1,722 AB)	.410

STOLEN BASE PERCENTAGE

Rk	Season	#
1.	2004 (82-95)	.863
2.	2010 (56-66)	.848
3.	2013 (58-74)	.784
4.	2014 (36-46)	.783
5.	2006 (41-54)	.759

GAMES PLAYED

Rk	Season	#
1.	2014	58
2.	2016	56
	2015	56
4.	2005	55
	2004	55

FEWEST GAMES PLAYED

Rk	Season	#
1.	2010	43
2.	2012	48
	2002	48
4.	2007	49
	2001	49

AT-BATS

Rk	Season	#
1.	2014	2,057
2.	2015	1,813
3.	2016	1,762
4.	2004	1,756
5.	2018	1,743

FEWEST AT-BATS

Rk	Season	#
1.	2002	1,416
2.	2010	1,455
3.	2007	1,481
4.	1994	1,500
5.	2012	1,537

RUNS SCORED

Rk	Season	#
1.	1997	540
2.	2011	432
3.	2018	430
4.	1999	412
5.	2014	407

FEWEST RUNS SCORED

Rk	Season	#
1.	2005	251
2.	2007	252
3.	1994	260
4.	2006	306
5.	2016	319

HITS

Rk	Season	#
1.	2014	669
2.	1997	647
3.	2009	583
4.	2011	578
5.	2008	555

FEWEST HITS

Rk	Season	#
1.	1994	350
2.	2007	437
3.	2005	438
4.	2002	459
5.	2006	493

DOUBLES

Rk	Season	#
1.	1997	155
2.	2011	143
3.	2000	129
4.	2018	127
5.	2012	126

FEWEST DOUBLES

Rk	Season	#
1.	1994	45
2.	2007	68
3.	2006	70
4.	2003	80
5.	2002	83

TRIPLES

Rk	Season	#
1.	1997	28
2.	2014	27
3.	2003	24
4.	2018	23
5.	2010	22
	2009	22

FEWEST TRIPLES

Rk	Season	#
1.	2008	4
2.	2007	6
3.	2005	8
4.	1999	9
5.	2000	12

HOMERUNS

Rk	Season	#
1.	1997	68
2.	2001	61
3.	1998	59
4.	2008	58
5.	2011	55

FEWEST HOMERUNS

Rk	Season	#
1.	1994	10
2.	2013	20
3.	2006	22
4.	2015	24
5.	2014	30

RUNS BATTED IN

Rk	Season	#
1.	1997	492
2.	2011	399
3.	2018	388
4.	1998	365
5.	1999	361

FEWEST RUNS BATTED IN

Rk	Season	#
1.	1994	203
2.	2007	232
3.	2006	273
4.	2002	276
5.	2016	284

TOTAL BASES

Rk	Season	#
1.	1997	1,062
2.	2011	916
3.	2014	913
4.	2009	887
5.	2018	868

FEWEST TOTAL BASES

Rk	Season	#
1.	1994	459
2.	2007	562
3.	2005	632
4.	2006	657
5.	2002	662

WALKS

Rk	Season	#
1.	1995	287
2.	1997	269
3.	1994	265
4.	1999	257
5.	2018	248

FEWEST WALKS

Rk	Season	#
1.	2005	146
2.	2006	161
3.	2010	168
4.	2008	169
5.	2001	174

HIT BY PITCH

Rk	Season	#
1.	2018	95
2.	2016	67
3.	2006	66
4.	2015	65
5.	2011	58

STRIKEOUTS

Rk	Season	#
1.	2003	407
2.	2004	354
3.	2018	349
4.	2000	347
5.	1998	337

FEWEST STRIKEOUTS

Rk	Season	#
1.	2010	221
2.	2007	233
3.	2002	235
4.	2013	242
5.	1996	245

SACRIFICE HITS (SINCE '04)

Rk	Season	#
1.	2016	44
2.	2013	43
3.	2007	39
4.	2006	38
5.	2015	37

SACRIFICE FLIES (SINCE '04)

Rk	Season	#
1.	2012	34
2.	2018	32
3.	2016	30
4.	2010	29
5.	2014	27
	2007	27
	2006	27

STOLEN BASES

Rk	Season	#
1.	1994 (170-243)	170
2.	2004 (82-95)	82
3.	2003 (73-95)	73
4.	2016 (66-89)	66
	1995 (66-73)	66

STOLEN BASE ATTEMPTS

Rk	Season	#
1.	1994 (170-243)	243
2.	2004 (82-95)	95
	2003 (73-95)	95
4.	2016 (66-89)	89
5.	2000 (57-76)	76

TEAM PITCHING

EARNED RUN AVERAGE

Rk	Season	#
1.	2017 (436.0 IP)	3.20
2.	2015 (457.1 IP)	3.68
3.	2013 (401.2 IP)	3.74
4.	2016 (456.0 IP)	3.99
5.	2014 (487.1 IP)	4.36

OPPONENT BATTING AVERAGE

Rk	Season	#
1.	2017 (436.0 IP)	.235
2.	2013 (401.2 IP)	.256
3.	2016 (456.0 IP)	.262
4.	2015 (457.1 IP)	.265
5.	2014 (487.1 IP)	.272

WALKS ALLOWED PER 9 INN. (SINCE '04)

Rk	Season	#
1.	2015 (457.1 IP)	2.66
2.	2013 (401.2 IP)	2.89
3.	2016 (456.0 IP)	3.20
4.	2014 (487.1 IP)	3.32
5.	2017 (436.0 IP)	3.45

STRIKEOUTS PER 9 INN. (SINCE '04)

Rk	Season	#
1.	2017 (436.0 IP)	10.96
2.	2018 (441.2 IP)	9.43
3.	2016 (456.0 IP)	8.61
4.	2014 (478.1 IP)	8.07
5.	2013 (401.2 IP)	7.71

WINS

Rk	Season	#
1.	2018 (40-14)	40
2.	2014 (37-21)	37
3.	2017 (36-18)	36
	2016 (36-20)	36
	2015 (36-20)	36

FEWEST LOSSES

Rk	Season	#
1.	2018 (40-14)	14
2.	2002 (31-17)	17
3.	2017 (36-18)	18
	1997 (34-18)	18
5.	2012 (29-19)	19
	2011 (30-19)	19
	1999 (33-19)	19

WINNING PERCENTAGE

Rk	Season	#
1.	2018 (40-14)	.741
2.	2017 (36-18)	.667
3.	1997 (34-18)	.654
4.	2002 (31-17)	.646
5.	2016 (36-20)	.643
	2015 (36-20)	.643

SAVES

Rk	Season	#
1.	2017	17
	2016	17
3.	2015	15
4.	2018	14
5.	2011	11

COMPLETE GAMES

Rk	Season	#
1.	1998	24
2.	2001	22
3.	1999	21
	1995	21
5.	1996	20

SHUTOUTS

Rk	Season	#
1.	2017	7
	2016	7
	2014	7
	2013	7
5.	2012	4

INNINGS PITCHED

Rk	Season	#
1.	2014	487.1
2.	2015	457.1
3.	2016	456.0
4.	2018	441.2
5.	2017	436.0

FEWEST HITS ALLOWED

Rk	Season	#
1.	2017	383
2.	1995	392
3.	2013	397
4.	2012	438
5.	2001	450

FEWEST RUNS ALLOWED

Rk	Season	#
1.	2018	187
2.	2013	205
3.	2015	236
4.	2016	252
5.	2012	271

FEWEST EARNED RUNS ALLOWED

Rk	Season	#
1.	2013	167
2.	2015	187
3.	2016	202
4.	2002	214
5.	2012	219

FEWEST WALKS ALLOWED

Rk	Season	#
1.	2013	129
2.	2015	135
3.	2002	142
4.	1999	157
5.	2016	162

STRIKEOUTS

Rk	Season	#
1.	2017	531
2.	2018	463
3.	2014	437
4.	2016	436
5.	2015	386

FEWEST DOUBLES ALLOWED (SINCE '04)

Rk	Season	#
1.	2017	66
2.	2010	70
3.	2015	73
4.	2014	78
5.	2012	79

FEWEST TRIPLES ALLOWED (SINCE '04)

Rk	Season	#
1.	2017	6
1.	2013	9
	2010	9
4.	2018	10
5.	2016	11
	2015	11

FEWEST HOMERUNS ALLOWED (SINCE '04)

Rk	Season	#
1.	2013	20
2.	2015	22
3.	2007	24
4.	2017	25
	2016	25

TEAM FIELDING

FIELDING PERCENTAGE

Rk	Season	#
1.	2017 (1,308-456-54)	.970
2.	2013 (1,205-539-55)	.969
3.	2014 (1,462-617-74)	.966
4.	2016 (1,368-552-70)	.965
5.	2018 (1,325-483-72)	.962

CHANCES

Rk	Season	#
1.	2014	2,153
2.	2015	2,069
3.	2016	1,990
4.	2018	1,880
5.	2004	1,876

PUTOUTS

Rk	Season	#
1.	2014	1,462
2.	2015	1,372
3.	2016	1,386
4.	2018	1,325
5.	2017	1,308

ASSISTS

Rk	Season	#
1.	2014	617
2.	2015	616
3.	2012	580
4.	2016	552
5.	2013	539

ERRORS

Rk	Season	#
1.	2008	135
2.	2005	122
3.	2004	117
4.	2006	103
5.	1996	101

FEWEST ERRORS

Rk	Season	#
1.	2017	52
2.	2013	55
3.	2016	70
4.	2018	72
5.	2010	73

DOUBLE PLAYS TURNED

Rk	Season	#
1.	2018	118
2.	2017	70
3.	2015	52
4.	1996	51
5.	1998	50

TRIPLE PLAYS TURNED

Rk	Season	#
1.	2012	1

SINGLE SEASON TOP 5

INDIVIDUAL BATTING

BATTING AVERAGE

Rk	Player (Season)	#
1.	Jess Cooper (2011)	.494
2.	Tim Dubrulle (1997)	.488
3.	Rob Mann (2010)	.451
4.	Adam DeLaGarza (2010)	.435
5.	Kendall Boone (2011)	.424

SLUGGING PERCENTAGE

Rk	Player (Season)	#
1.	Tim Dubrulle (1997)	.802
2.	Steve Luda (1999)	.764
3.	Jess Cooper (2011)	.763
4.	Matt Rehkopf (2005)	.748
5.	Ben Hangartner (2002)	.747

ON-BASE PERCENTAGE

Rk	Player (Season)	#
1.	Jess Cooper (2011)	.565
2.	Eric Dorton (2011)	.550
	Rob Mann (2010)	.550
	Tim Dubrulle (1997)	.550
5.	Mike Ohm (1997)	.527

STOLEN BASE PERCENTAGE (MIN. 10)

Rk	Player (Season)	#
1.	Adam DeLaGarza (2010)	1,000
2.	Michael Ornelaz (1995)	.950
3.	Josh Banks (2004)	.900
4.	Trace Hansen (2016)	.870
	Michael Ornelaz (1996)	.870

GAMES PLAYED

Rk	Player (Season)	#
1.	Matt Redfearn (2014)	58
	David Hebert (2014)	58
	Nick Chapman (2014)	58
4.	Mason Shiflett (2016)	56
	Josh Day (2015)	56
	Aaron Blair (2014)	56
	Marlin Johnson (1994)	56
	Scotty Scott (1994)	56

GAMES STARTED (SINCE '04)

Rk	Player (Season)	#
1.	Matt Redfearn (2014)	58
	David Hebert (2014)	58
3.	Josh Day (2015)	56
	Nick Chapman (2014)	56
5.	Mason Shiflett (2016)	55
	Matt Cole (2016)	55
	Trace Hansen (2015)	55
	Ryan March (2015)	55
	Aaron Blair (2014)	55
	Cody Dean (2005)	55
	Dan Moody (2004)	55

AT-BATS

Rk	Player (Season)	#
1.	Matt Redfearn (2014)	237
2.	David Hebert (2014)	234
3.	Nick Chapman (2014)	222
4.	Brian Schupp (2008)	213
5.	Ryan March (2015)	209
	Aaron Blair (2014)	209
	Dan Moody (2004)	209

RUNS SCORED

Rk	Player (Season)	#
1.	Tim Dubrule (1997)	80
2.	Mike Ohm (1997)	74
3.	Jess Schenk (1999)	69
4.	Adam DeLaGarza (2010)	65
5.	Michael Ornelaz (1995)	63

HITS

Rk	Player (Season)	#
1.	Tim Dubrule (1997)	101
2.	Nick Chapman (2014)	85
3.	Matt Redfearn (2014)	82
	Brian Schupp (2014)	82
5.	David Hebert (2014)	79
	Jess Cooper (2011)	79

DOUBLES

Rk	Player (Season)	#
1.	Patrick Bilgere (1997)	24
2.	Jordan Easom (2012)	21
	Kendall Boone (2011)	21
	Josh Banks (2004)	21
	Alex Nava (2000)	21

TRIPLES

Rk	Player (Season)	#
1.	Tim Dubrule (1997)	10
2.	Matt Cole (2016)	7
	Shane McDermott (1995)	7
4.	Josh Day (2015)	6
	Tyler McKnight (2014)	6
	Beto Rodriguez (2014)	6
	Adam DeLa Garza (2010)	6
	Brad Elders (2009)	6
	Cody Demetro (2004)	6
	Keaton Fails (2003)	6

HOMERUNS

Rk	Player (Season)	#
1.	Brian Schupp (2008)	19
	Ben Hangartner (2001)	19
3.	Grady Benton (1995)	17
4.	Luis Amaro (2018)	15
	Travis Denson (2003)	15

RUNS BATTED IN

Rk	Player (Season)	#
1.	Tim Dubrule (1997)	75
2.	Grady Benton (1995)	74
3.	Luis Amaro (2018)	69
4.	Richie Breaud (1997)	68
5.	Brian Schupp (2008)	63
	Steve Luda (1999)	63
	Patrick Bilgere (1997)	63

TOTAL BASES

Rk	Player (Season)	#
1.	Tim Dubrule (1997)	166
2.	Brian Schupp (2008)	157
3.	Grady Benton (1995)	143
4.	Travis Denson (2003)	136
5.	Rob Mann (2009)	133
	Steve Luda (1998)	133

WALKS

Rk	Player (Season)	#
1.	Lane Supak (1994)	58
2.	Luis Amaro (2018)	55
3.	Mike Ohm (1995)	52
4.	Darrell Barron (1999)	51
	Mike Ohm (1997)	51

HIT BY PITCH

Rk	Player (Season)	#
1.	Keaton Fails (2002)	22
2.	Marlin Johnson (1994)	19
3.	Christian Loya (2018)	18
	Keaton Fails (2003)	18
	Tim Witt (1994)	18

SACRIFICE HITS (SINCE '04)

Rk	Player (Season)	#
1.	Justin Graham (2006)	13
2.	Cody Dean (2007)	11
3.	John Baiada (2016)	10
4.	Aaron Vallance (2017)	9
5.	Trace Hansen (2015)	8
	Beto Rodriguez (2013)	8
	Justin Graham (2007)	8

SACRIFICE FLIES (SINCE '04)

Rk	Player (Season)	#
1.	Mason Shiflett (2016)	7
	Brian Schupp (2006)	7
3.	David Hebert (2014)	6
	Kendall Boons (2012)	6
	Rob Mann (2010)	6
	Nick Williams (2004)	6

STOLEN BASES

Rk	Player (Season)	#
1.	Michael Ornelaz (1995)	38
2.	Scotty Scott (1994)	34
3.	Dan Moody (2004)	32
4.	Michael Ornelaz (1996)	27
5.	Bryant Cook (2002)	26

INDIVIDUAL PITCHING

EARNED RUN AVERAGE

Rk	Player (Season)	#
1.	Dylan James (2013)	1.83
2.	Dominic Yearego (2017)	2.03
3.	Tyler Gibson (2015)	2.17
4.	Marshall Kasowski (2017)	2.22
5.	Dylan James (2014)	2.30

LOWEST OPPONENT BATTING AVERAGE

Rk	Player (Season)	#
1.	Marshall Kasowski (2017)	.156
2.	Dylan James (2013)	.177
3.	Dylan James (2014)	.204
4.	Dominic Yearego (2017)	.211
5.	Austin Moore (2016)	.221
	Tyler Gibson (2015)	.221

WALKS ALLOWED PER 9 INN. (SINCE '04)

Rk	Player (Season)	#
1.	Kyle Tinius (2016)	1.14
2.	Justin Disbro (2015)	1.55
3.	Dominic Yearego (2017)	1.56
4.	Joe Corbett (2018)	1.85
5.	Jesse Rodriguez (2007)	1.90

STRIKEOUTS PER 9 INN. (SINCE '04)

Rk	Player (Season)	#
1.	Marshall Kasowski (2017)	15.91
2.	Austin Moore (2016)	11.65
3.	Dylan James (2013)	11.61
4.	Dylan James (2014)	11.57
5.	Joshua Payne (2017)	10.57

WINS

Rk	Player (Season)	#
1.	Joe Corbett (2018)	11
2.	Joshua Payne (2017)	10
3.	Darin Cook (2018)	9
	Marshall Kasowski (2017)	9
	Austin Moore (2016)	9
	Dylan James (2014)	9
	Justin Kuks (2012)	9
	Jason Patrick (1995)	9

SAVES

Rk	Player (Season)	#
1.	Kyle Tinius (2016)	14
2.	Paul Lujan (2015)	11
3.	Paul Lujan (2014)	9
4.	Justin McAllister (2017)	8
5.	Braden Baker (2018)	6
	Dominic Yearego (2018)	6
	Dominic Yearego (2017)	6
	Carlose Maese (2012)	6

APPEARANCES (SINCE '04)

Rk	Player (Season)	#
1.	Frankie Rodriguez (2006)	28
2.	Kyle Tinius (2016)	27
3.	Paul Lujan (2015)	25
4.	Dominic Yearego (2017)	24
	Brandon Wright (2006)	24

STARTS

Rk	Player (Season)	#
1.	Brooks Trujillo (2016)	17
2.	Austin Moore (2016)	16
	Tarin Peet (1994)	16
4.	Marshall Kasowski (2017)	15
	Tyler Gibson (2015)	15
	Brooks Truillo (2015)	15
	Dylan James (2014)	15
	Josh Weyker (2014)	15
	Scott Cone (2014)	15
	Jason Patrick (1995)	15

COMPLETE GAMES

Rk	Player (Season)	#
1.	Jason Mann (2001)	10
2.	Jason Patrick (1995)	9
3.	Chris Carson (1998)	8
	Jason Patrick (1996)	8
5.	Josh Weyker (2014)	6
	Dylan James (2013)	6
	Jessie Rodriguez (2007)	6

SHUTOUTS

Rk	Player (Season)	#
1.	Josh Weyker (2014)	4
2.	Tyler Gibson (2015)	2
	Dylan James (2014)	2
	Dylan James (2013)	2
	Jason Patrick (1995)	2

INNINGS PITCHED

Rk	Player (Season)	#
1.	Tyler Gibson (2015)	103.2
2.	Brooks Trujillo (2016)	102.1
3.	Dylan James (2014)	98.0
4.	Joe Corbett (2018)	97.1
	Frankie Rodriguez (2006)	97.1

HITS ALLOWED (SINCE '04)

Rk	Player (Season)	#
1.	Frankie Rodriguez (2006)	159
2.	Ruben Bautista (2006)	129
3.	Billy Zeleznak (2008)	110
4.	Josh Weyker (2014)	109
	Jessie Rodriguez (2005)	109

RUNS ALLOWED (SINCE '04)

Rk	Player (Season)	#
1.	Frankie Rodriguez (2006)	103
2.	Brandon Hickey (2008)	93
3.	Bart Cannon (2008)	88
4.	Billy Zeleznak (2008)	87
5.	Ryan Zemanek (2005)	77

EARNED RUNS ALLOWED (SINCE '04)

Rk	Player (Season)	#
1.	Brandon Hickey (2008)	76
2.	Frankie Rodriguez (2006)	73
3.	Billy Zeleznak (2008)	70
4.	Bart Cannon (2008)	63
	Ruben Bautista (2006)	63

WALKS ALLOWED (SINCE '04)

Rk	Player (Season)	#
1.	Marshall Kasowski (2017)	50
	Justin Kuks (2011)	50
3.	Raymond Bergara (2005)	45
4.	Austin Moore (2016)	42
5.	Cody Sessions (2006)	40

STRIKEOUTS

Rk	Player (Season)	#
1.	Marshall Kasowski (2017)	165
2.	Dylan James (2014)	126
3.	Austin Moore (2016)	123
4.	Joshua Payne (2017)	101
5.	Joe Corbett (2018)	100

BATTERS FACED (SINCE '04)

Rk	Player (Season)	#
1.	Frankie Rodriguez (2006)	482
2.	Brooks Trujillo (2016)	435
3.	Tyler Gibson (2015)	426
4.	Josh Weyker (2014)	409
5.	Austin Moore (2016)	405

INDIVIDUAL FIELDING

FIELDING PERCENTAGE

Rk	Player (Season)	#
1.	Eric Dorton (2011)	1.000
	Caleb Palmer (2007)	1.000
3.	Bernio Gonzales (2003)	.997
4.	Patrick Ramirez (2013)	.996
5.	Justin Hargrove (2014)	.995

LOWEST STOLEN BASE AGAINST %

Rk	Player (Season)	#
1.	Justin Hargrove (2015)	.415
2.	John Baiada (2016)	.441
3.	Ethan Douglass (2007)	.467
4.	Troy LaBrie (2016)	.609
5.	Chad Miles (2012)	.684

CHANCES

Rk	Player (Season)	#
1.	Aaron Blair (2014)	473
2.	Parker Wood (2013)	439
3.	Drew Conley (2006)	431
4.	Rob Mann (2009)	385
5.	Will McLaughlin (2008)	378

PUTOUTS

Rk	Player (Season)	#
1.	Aaron Blair (2014)	456
2.	Parker Wood (2013)	412
3.	Drew Conley (2006)	397
4.	Luis Amaro (2018)	360
4.	Rob Mann (2009)	358

ASSISTS

Rk	Player (Season)	#
1.	Matt Redfearn (2014)	199
2.	Michael Ornelaz (1996)	165
3.	Jordan Easom (2012)	157
4.	Aaron Vallance (2017)	150
	Michael Ornelaz (1995)	150

DOUBLE PLAYS TURNED (SINCE '04)

Rk	Player (Season)	#
1.	Drew Conley (2006)	37
2.	Christian Figueroa (2009)	35
3.	Luis Amaro (2018)	34
	Rob Mann (2010)	34
5.	Bryce Baugh (2011)	32
	Rob Mann (2009)	32

TRIPLE PLAYS TURNED (SINCE '04)

Rk	Player (Season)	#
1.	Jess Cooper (2012)	1
	Justin Henderson (2012)	1
	Parker Wood (2012)	1

CAUGHT STEALING BY (SINCE '04)

Rk	Player (Season)	#
1.	Benino Gonzalez (2004)	26
2.	Justin Hargrove (2015)	24
3.	John Baiada (2016)	19
4.	Jacob Caples (2014)	15
	Josh Palmer (2006)	15

CAREER TOP 5

INDIVIDUAL BATTING

BATTING AVERAGE (MIN. 100 AB)

Rk	Player (Seasons)	#
1.	Adam DeLaGarza (2010)	.435
2.	Rob Mann (2009-10)	.433
3.	Jess Cooper (2011-12)	.409
4.	Tim Dubrule (1997)	.408
5.	Kendall Boone (2011-12)	.397

SLUGGING PERCENTAGE (MIN. 100 AB)

Rk	Player (Seasons)	#
1.	Steve Luda (1998-99)	.730
2.	Rob Mann (2009-10)	.728
3.	Ben Hangartner (1999-02)	.675
4.	Jess Cooper (2011-12)	.671
5.	Jordan Easom (2011-12)	.658

ON-BASE PERCENTAGE (MIN. 100 AB)

Rk	Player (Seasons)	#
1.	Rob Mann (2009-10)	.526
2.	Eric Dorton (2011-12)	.501
3.	Patrick Ramirez (2011-13)	.498
4.	Jeff Schenk (1997-99)	.490
5.	Adam DeLaGarza (2010)	.485

STOLEN BASE PERCENTAGE (MIN. 20 SB)

Rk	Player (Seasons)	#
1.	Blake Weaver (2015-18)	1.000
2.	Michael Ornelaz (1995-96)	.915
3.	Chad Valerio (2010)	.864
4.	Justin Henderson (2012-13)	.862
5.	Mike Ohm (1995-98)	.843

GAMES PLAYED

Rk	Player (Seasons)	#
1.	Mike Ohm (1995-98)	207
2.	Brian Schupp (2005-08)	196
	Cody Dean (2004-07)	196
4.	Bryant Cook (1999-02)	188
5.	Ben Hangartner (1999-02)	181

GAMES STARTED

Rk	Player (Seasons)	#
1.	Mike Ohm (1995-98)	205
2.	Cody Dean (2004-07)	194
3.	Brian Schupp (2005-08)	191
4.	Bryant Cook (1999-02)	179
5.	Justin Graham (2005-08)	176

AT-BATS

Rk	Player (Seasons)	#
1.	Brian Schupp (2005-08)	702
2.	Mike Ohm (1995-98)	694
3.	Cody Dean (2004-07)	656
4.	Bryant Cook (1999-02)	610
5.	Justin Graham (2005-08)	598

RUNS SCORED

Rk	Player (Seasons)	#
1.	Mike Ohm (1995-98)	224
2.	Bryant Cook (1999-02)	154
3.	Ben Hangartner (1999-02)	152
4.	Brian Schupp (2005-08)	144
5.	Cody Dean (2004-07)	140

HITS

Rk	Player (Seasons)	#
1.	Brian Schupp (2005-08)	248
2.	Mike Ohm (1995-98)	232
3.	Ben Hangartner (1999-02)	205
4.	Justin Graham (2005-08)	201
5.	Bryant Cook (1999-02)	188

DOUBLES

Rk	Player (Seasons)	#
1.	Mike Ohm (1995-98)	53
2.	Brian Schupp (2005-08)	47
3.	Jordan Easom (2011-12)	40
	Travis Denson (2000-03)	40
	Alex Nava (1997-00)	40

TRIPLES

Rk	Player (Seasons)	#
1.	Travis Denson (2000-03)	12
2.	Cody Demetro (2003-04)	11
3.	Nick Canas (2017-18)	10
	Matt Cole (2015-16)	10
5.	Justin Henderson (2012-13)	9
	Heath Baker (2009-10)	9
	Bryant Cook (1999-02)	9
	Richard Cruce (1998-01)	9

HOMERUNS

Rk	Player (Seasons)	#
1.	Ben Hangartner (1999-02)	47
2.	Travis Denson (2000-03)	34
3.	Brian Schupp (2005-08)	28
4.	Mike Ohm (1995-98)	25
5.	Steve Luda (1998-99)	24

RUNS BATTED IN

Rk	Player (Seasons)	#
1.	Ben Hangartner (1999-02)	175
2.	Mike Ohm (1995-98)	173
3.	Brian Schupp (2005-08)	151
4.	Travis Denson (2000-03)	128
5.	Luis Amaro (2017-18)	121
	Alex Nava (1997-00)	121

TOTAL BASES

Rk	Player (Seasons)	#
1.	Ben Hangartner (1999-02)	393
2.	Brian Schupp (2005-08)	391
3.	Mike Ohm (1995-98)	372
4.	Travis Denson (2000-03)	327
5.	Steve Luda (1998-99)	257

WALKS

Rk	Player (Seasons)	#
1.	Mike Ohm (1995-98)	174
2.	Cody Dean (2004-07)	91
3.	Ben Hangartner (1999-02)	79
4.	Luis Amaro (2017-18)	76
5.	Bryant Cook (1999-02)	72

HIT BY PITCH

Rk	Player (Seasons)	#
1.	Cody Dean (2004-07)	39
2.	Brian Schupp (2005-08)	25
3.	Eric Dorton (2011-12)	23
4.	Christian Loya (2016-Present)	20
	Heath Baker (2009-10)	20

SACRIFICE HITS (SINCE '04)

Rk	Player (Seasons)	#
1.	Justin Graham (2005-08)	30
2.	Blake Weaver (2015-18)	13
	Trace Hansen (2015-16)	13
4.	John Baiada (2016-2017)	12
	Cody Dean (2004-07)	12

SACRIFICE FLIES (SINCE '04)

Rk	Player (Seasons)	#
1.	Brian Schupp (2005-08)	14
2.	Mason Shiflett (2015-16)	12
3.	Kendall Boone (2011-12)	11
	Justin Graham (2005-08)	11
5.	Cody Dean (2004-07)	9

STOLEN BASES

Rk	Player (Seasons)	#
1.	Bryant Cook (2004-07)	71
2.	Michael Ornelaz (1995-96)	65
3.	Daneil Moody (2003-04)	55
4.	Cody Dean (2004-07)	38
5.	Jason Cunningham (1996-97)	28

STOLEN BASE ATTEMPTS

Rk	Player (Seasons)	#
1.	Bryant Cook (1999-02)	93
2.	Michael Ornelaz (1995-96)	71
3.	Daneil Moody (2003-04)	68
4.	Cody Dean (2004-07)	49
5.	Jeff Schenk (1997-99)	32
	Mike Ohm (1995-98)	32

REACHED ON ERROR

Rk	Player (Seasons)	#
1.	Justin Graham (2005-08)	32
2.	Brian Schupp (2005-08)	29
3.	Cody Dean (2004-07)	28
4.	Matt Redfearn (2013-14)	16
5.	Troy LaBrie (2016-17)	15
	Ryan March (2014-15)	15

INDIVIDUAL PITCHING

EARNED RUN AVERAGE (MIN. 50 IP)

Rk	Player (Seasons)	#
1.	Dylan James (2013-14)	2.10
2.	Tyler Gibson (2015)	2.17
3.	Kyle Tinius (2014-16)	2.19
4.	Marshall Kasowski (2017)	2.22
5.	Paul Lujan (2014-15)	2.37

OPPONENT BATTING AVERAGE (MIN. 50 IP)

Rk	Player (Seasons)	#
1.	Marshall Kasowski (2017)	.156
2.	Dylan James (2013-14)	.193
3.	Austin Moore (2016)	.221
	Tyler Gibson (2015)	.221
5.	Dominic Yearego (2016-Present)	.228

WALKS ALLOWED PER 9 INN. (MIN. 50 IP)

Rk	Player (Seasons)	#
1.	Kyle Tinius (2014-16)	1.04
2.	Dominic Yearego (2016-Present)	1.66
3.	Joe Corbett (2018-Present)	1.87
4.	Sean Michel (2014-15)	1.98
5.	Josh Weyker (2013-14)	2.10

STRIKEOUTS PER 9 INNINGS (MIN. 50 IP)

Rk	Player (Seasons)	#
1.	Marshall Kasowski (2017)	15.91
2.	Austin Moore (2016)	11.65
3.	Dylan James (2013-14)	11.59
4.	Joshua Payne (2016-17)	10.43
5.	Noah Draper (2017-18)	10.27

WINS

Rk	Player (Seasons)	#
1.	Jason Patrick (1994-97)	22
2.	Chris Carson (1996-99)	19
3.	Raymond Bergara (2001-05)	19
4.	Justin Kuks (2011-12)	17
5.	Jason Mann (2000-01)	15
	Jackie McNellie (1998-99)	15

SAVES

Rk	Player (Seasons)	#
1.	Paul Lujan (2014-15)	20
2.	Kyle Tinius (2014-16)	14
3.	Dominic Yearego (2016-Present)	12
4.	Carlos Maese (2012-13)	10
5.	Justin McAllister (2015-17)	9

APPEARANCES (SINCE '04)

Rk	Player (Seasons)	#
1.	Brandon Wright (2004-06)	57
2.	Justin McAllister (2015-17)	55
3.	Zach Walker (2009-12)	54
4.	Billy Zeleznak (2007-10)	49
5.	Paul Lujan (2014-15)	47

GAMES STARTED

Rk	Player (Seasons)	#
1.	Jason Patrick (1994-97)	42
2.	Chris Carson (1996-96)	41
3.	Brooks Trujillo (2015-16)	32
4.	Josh Weyker (2013-14)	27
5.	Dylan James (2013-14)	26

COMPLETE GAMES

Rk	Player (Seasons)	#
1.	Jason Patrick (1994-97)	20
2.	Chris Carson (1996-99)	18
3.	Charlie Griffin (2000-02)	16
4.	Jason Mann (2000-01)	13
	Jackie McNellie (1998-99)	13

SHUTOUTS

Rk	Player (Seasons)	#
1.	Dylan James (2013-14)	4
	Josh Weyker (2013-14)	4
3.	Joshua Payne (2016-17)	2
	Tyler Gibson (2015)	2
	Jason Patrick (1994-97)	2

INNINGS PITCHED

Rk	Player (Seasons)	#
1.	Jason Patrick (1994-97)	293.1
2.	Raymond Bergara (2001-05)	240.0
3.	Chris Carson (1996-99)	237.0
4.	Brooks Trujillo (2015-16)	181.1
5.	Dylan James (2013-14)	171.2

STRIKEOUTS

Rk	Player (Seasons)	#
1.	Raymond Bergara (2001-05)	224
2.	Dylan James (2013-14)	221
3.	Chris Carson (1996-99)	208
4.	Jason Patrick (1994-97)	191
5.	Marshall Kasowski (2017)	165

BATTERS FACED

Rk	Player (Seasons)	#
1.	Brooks Trujillo (2015-16)	772
2.	Dylan James (2013-14)	705
3.	Josh Weyker (2013-14)	702
4.	Justin McAllister (2015-17)	688
5.	Billy Zeleznak (2007-10)	678

AT BATS AGAINST

Rk	Player (Seasons)	#
1.	Brooks Trujillo (2015-16)	680
2.	Josh Weyker (2013-14)	631
3.	Justin McAllister (2015-17)	623
	Dylan James (2013-14)	623
5.	Billy Zeleznak (2007-10)	593

INDIVIDUAL FIELDING

FIELDING PERCENTAGE (MIN. 100 CH.)

Rk	Player (Seasons)	#
1.	Aaron Blair (2014-15)	.993
2.	Eric Dorton (2011-12)	.992
3.	Justin Hargrove (2014-15)	.991
	Parker Wood (2012-13)	.991
	Rob Mann (2009-10)	.991

STOLEN BASE AGAINST PERCENTAGE

Rk	Player (Seasons)	#
1.	Justin Hargrove (2014-15)	.491
2.	John Baiada (2016-17)	.566
3.	Billy Zeleznak (2007-10)	.625
4.	Troy LaBrie (2016-2017)	.643
5.	Benino Gonzales (2004)	.694

CHANCES

Rk	Player (Seasons)	#
1.	Rob Mann (2009-10)	739
2.	Luis Amario (2017-18)	691
3.	Aaron Blair (2014-15)	683
4.	Parker Wood (2012-13)	677
5.	Brian Schupp (2005-08)	660

PUTOUTS

Rk	Player (Seasons)	#
1.	Rob Mann (2009-10)	694
2.	Luis Amaro (2017-18)	652
	Aaron Blair (2014-15)	652
4.	Parker Wood (2012-13)	642
5.	Patrick Bilgere (1996-97)	578

ASSISTS

Rk	Player (Seasons)	#
1.	Matt Redfearn (2013-14)	337
2.	Richard Cruce (1998-01)	316
3.	Jordan Easom (2011-12)	292
4.	Brian Schupp (2005-08)	266
5.	Trace Hansen (2015-16)	265

DOUBLE PLAYS TURNED

Rk	Player (Seasons)	#
1.	Rob Mann (2009-10)	66
2.	Jordan Easom (2011-12)	53
3.	Trace Hansen (2015-16)	51
4.	Luis Amaro (2017-18)	49
	Drew Conley (2005-06)	49

CAUGHT STEALING BY

Rk	Player (Seasons)	#
1.	John Baiada (2016-17)	33
2.	Justin Hargrove (2014-15)	27
3.	Benino Gonzales (2004)	26
4.	Kevin Els (2008-09)	20
5.	Jacob Caples (2014-15)	18

ALL-AMERICANS

ABCA/RAWLINGS

1997	Tim Dubrule	2nd Team
2011	Kendall Boone	1st Team
2011	Jess Cooper	1st Team
2014	Dylan James	3rd Team
2014	Tyler McKnight	Hon. Mention

DAKTRONICS / D2CCA

2010	Adam DeLaGarza	Hon. Mention
2011	Kendall Boone	1st Team
2013	Dylan James	3rd Team
2015	Paul Lujan	Hon. Mention
2017	Marshall Kasowski	2nd Team

NCBWA

2013	Dylan James	Hon. Mention
2015	Paul Lujan	1st Team
2017	Marshall Kasowski	3rd Team

ALL-REGION

NCAA

1995	Grady Benton	
1997	Tim Dubrule	1st Team
1997	Mike Ohm	
1998	Steve Luda	

DAKTRONICS / D2CCA

2007	Justin Graham	2nd Team
2008	Brian Schupp	2nd Team
2009	Rob Mann	2nd Team
2010	Adam DeLaGarza	1st Team
2010	Rob Mann	2nd Team
2011	Kendall Boone	1st Team
2011	Jess Cooper	2nd Team
2011	Eric Dorton	2nd Team
2012	Kendall Boone	1st Team
2012	Jess Cooper	2nd Team
2012	Jordan Easom	2nd Team
2012	Justin Henderson	1st Team
2013	Dylan James	1st Team
2013	Patrick Ramirez	2nd Team
2013	Mitch Tybrowski	2nd Team
2014	Nick Chapman	2nd Team
2014	David Hebert	2nd Team
2014	Dylan James	1st Team
2014	Paul Lujan	2nd Team
2014	Tyler McKnight	1st Team
2014	Beto Rodriguez	2nd Team
2015	Matt Cole	2nd Team
2015	Tyler Gibson	2nd Team
2015	Paul Lujan	1st Team
2016	Trace Hansen	2nd Team
2016	Austin Moore	2nd Team
2017	Luis Amaro	1st Team
2017	Marshall Kasowski	1st Team
2017	Justin McAllister	2nd Team
2017	Joshua Payne	2nd Team

ABCA/RAWLINGS

2013	Dylan James	2nd Team
2014	Nick Chapman	1st Team
2014	Dylan James	1st Team
2014	Tyler McKnight	1st Team
2014	Matt Redfeare	2nd Team
2015	Tyler Gibson	2nd Team
2015	Paul Lujan	1st Team
2016	Trace Hansen	2nd Team
2016	Kyle Tinius	2nd Team
2018	Luis Amaro	1st Team
2018	Joe Corbett	1st Team

NCBWA

2014	Aaron Blair	Hon. Mention
2014	Matt Redfeare	2nd Team
2014	Dylan James	1st Team
2014	Tyler McKnight	1st Team
2014	Beto Rodriguez	2nd Team
2015	Josh Day	Hon. Mention
2015	Tyler Gibson	2nd Team
2015	Paul Lujan	1st Team

2016	Trace Hansen	2nd Team
2016	Austin Moore	2nd Team
2016	Kyle Tinius	2nd Team
2017	Marshall Kasowski	1st Team
2018	Luis Amaro	1st Team
2018	Tag Baxter	2nd Team
2018	Bodie Bryan	2nd Team

ALL-CONFERENCE

ALL-LONE STAR CONFERENCE


1995	Grady Benton	2nd Team
1995	Michael Ornelaz	1st Team
1995	Jason Patrick	1st Team
1996	Patrick Bilgere	1st Team
1996	Nathan Grindell	1st Team
1996	Michael Ornelaz	2nd Team
1996	Britt Smith	2nd Team
1997	Darrell Barron	1st Team
1997	Patrick Bilgere	2nd Team
1997	Richie Breaud	2nd Team
1997	Tim Dubrule	1st Team
1997	Mike Ohm	1st Team
1997	Jason Patrick	2nd Team
1997	Javier Reyes	2nd Team
1998	Darrell Barron	Hon. Mention
1998	Chris Carson	1st Team
1998	Steve Luda	1st Team
1998	Jackie McNellie	2nd Team
1998	Mike Ohm	1st Team
1998	Mike Pipes	Hon. Mention
1999	Brian Babek	2nd Team
1999	Steve Luda	1st Team
1999	Jackie McNellie	1st Team
1999	Alex Nava	1st Team
1999	Justin Noble	Hon. Mention
1999	Jeff Schenck	Hon. Mention
2000	Bryant Cook	2nd Team
2000	Richard Cruce	Hon. Mention
2000	Ben Hangartner	1st Team
2000	Jason Mann	2nd Team
2000	Alex Nava	1st Team
2001	Bryant Cook	2nd Team
2001	Richard Cruce	2nd Team
2001	Ben Hangartner	1st Team
2001	Chris Hladky	1st Team
2001	Tim Lybarger	2nd Team
2001	Jason Mann	2nd Team
2001	Bill Potts	2nd Team
2001	Kevin Seibert	2nd Team
2002	Will Baldwin	2nd Team
2002	Raymond Bergara	2nd Team
2002	Bryant Cook	2nd Team
2002	Keaton Fails	1st Team
2002	Colby Kirchner	1st Team
2002	Ben Hangartner	1st Team
2002	Micah Ladd	1st Team
2002	Bill Potts	2nd Team
2003	Cody Demetro	2nd Team
2003	Travis Denson	1st Team
2003	Keaton Fails	2nd Team
2003	Benino Gonzalez	2nd Team
2003	Dan Moody	Hon. Mention
2004	Benino Gonzalez	1st Team
2004	Trey Howell	2nd Team
2004	Albert Maes	2nd Team
2004	Dan Moody	1st Team
2004	Nick Williams	2nd Team
2005	Matt Rehkopf	Hon. Mention
2006	Justin Graham	2nd Team
2006	Matt Ray	2nd Team
2006	Brian Schupp	2nd Team
2006	Patrick Wallis	Hon. Mention
2007	Coby Corley	2nd Team
2007	Justin Graham	1st Team
2007	Jessie Rodriguez	2nd Team
2007	Brian Schupp	Hon. Mention
2008	Brian Schupp	2nd Team
2009	Kevin Els	2nd Team
2009	Rob Mann	1st Team
2010	Elliot Burrow	1st Team
2010	Adam DeLaGarza	1st Team
2010	Rob Mann	1st Team
2010	Will Miller	2nd Team
2011	Bryce Baugh	Hon. Mention
2011	Kendall Boone	1st Team
2011	Jess Cooper	1st Team
2011	Eric Dorton	Hon. Mention
2011	Jordan Easom	2nd Team
2011	Justin Kuks	2nd Team

2012	Kendall Boone	2nd Team
2012	Jess Cooper	1st Team
2012	Justin Henderson	1st Team
2012	Justin Kuks	1st Team
2012	Carlos Maese	2nd Team
2013	Dylan James	1st Team
2013	David Hebert	2nd Team
2013	Justin Henderson	2nd Team
2013	Tyler McKnight	Hon. Mention
2013	Matt Redfeare	2nd Team
2013	Patrick Ramirez	2nd Team
2013	Mitch Tybrowski	2nd Team
2014	Aaron Blair	2nd Team
2014	Jacob Caples	2nd Team
2014	Nick Chapman	1st Team
2014	Scott Cone	2nd Team
2014	Dylan Dyson	2nd Team
2014	David Hebert	1st Team
2014	Dylan James	1st Team
2014	Paul Lujan	1st Team
2014	Tyler McKnight	1st Team
2014	Matt Redfeare	1st Team
2014	Beto Rodriguez	1st Team
2015	Aaron Blair	2nd Team
2015	Matt Cole	2nd Team
2015	Josh Day	1st Team
2015	Tyler Gibson	1st Team
2015	Trace Hansen	1st Team
2015	Justin Hargrove	2nd Team
2015	Paul Lujan	1st Team
2015	Ryan March	1st Team
2015	Kyle Tinius	2nd Team
2015	Brooks Trujillo	2nd Team
2016	John Baiada	2nd Team
2016	Matt Cole	2nd Team
2016	Josh Day	2nd Team
2016	Trace Hansen	1st Team
2016	Troy LaBrie	1st Team
2016	Christian Loya	2nd Team
2016	Austin Moore	1st Team
2016	Kyle Tinius	1st Team
2016	Brooks Trujillo	1st Team
2016	Mason Shiffett	2nd Team
2017	Luis Amaro	2nd Team
2017	John Baiada	2nd Team
2017	Nick Canas	Hon. Mention
2017	Jimmy Cubillos	1st Team
2017	Marshall Kasowski	1st Team
2017	Troy LaBrie	Hon. Mention
2017	Joshua Payne	1st Team
2017	Aaron Vallance	Hon. Mention
2017	Dominic Yearego	1st Team
2018	Luis Amaro	1st Team
2018	Braden Baker	Hon. Mention
2018	Tag Baxter	1st Team
2018	Bodie Bryan	1st Team
2018	Nick Canas	1st Team
2018	Darin Cook	1st Team
2018	Joe Corbett	1st Team
2018	Jimmy Cubillos	2nd Team
2018	Christian Loya	Hon. Mention
2018	Tommy Williams	Hon. Mention
2018	Dominic Yearego	Hon. Mention




Luis Amaro

LSC FRESHMAN OF THE YEAR




Mike Ohm
1995




Nathan Grindell
1996




Darrell Barron
1997



Brian Babek
1999




Brendan Perrotta
2005



Darby Walker
2008

LSC PLAYER OF THE YEAR



Tim Dubrulle
1997



Travis Denson
2003



Luis Amaro
2018



Dylan James
2014



Marshall Kasowski
2017

LSC PITCHER OF THE YEAR

LSC COACH / COACHING STAFF OF THE YEAR



Mark Jones
2006



Matt Vanderburg
2015, 2018



Cory Hall
2018




Shawn Neale
2018



Trace Hansen
2018

REGIONAL PLAYER / PITCHER OF THE YEAR



Tim Dubrulle
1997




Marshall Kasowski
2017



Matt Vanderburg
2018

REGIONAL COACH OF THE YEAR

ALL-AMERICANS



#9 Tim Dubrule
1997



#7 Adam DeLaGarza
2010



#22 Kendall Boone
2011



#32 Jess Cooper
2011



#9 Dylan James
2013, 2014



#19 Tyler McKnight
2014



#4 Paul Lujan
2015




#10 Marshall Kasowski
2017

MLB DRAFTEES



TIM DUBRULE (1997) | EL PASO, TEXAS | THIRD BASEMAN



Tim Dubrule made a definite impact on West Texas A&M Baseball in 1997, the program's third seasons of existence. The third baseman became one of the best players in the Lone Star Conference and in all of Division II Baseball during his one season in Maroon & White.

Dubrule was not only named the Lone Star Conference's Most Valuable Player in 1997, but he also earned the South Central Region's Player of the Year accolades to become WTAMU's first All-American. He hit .408 with 26 doubles, 11 triples and one homerun to drive in 73 RBI with an incredible 296 total bases for a slugging percentage of .493 to go along with 87 walks for an on-base clip of .491.

In just one season, Dubrule set 10 school records and three LSC marks, including the league's highest batting average (.488) along with the most triples by any player in a single-season (10). Dubrule produced a 21-game hitting streak followed by a 12-game hit streak. Dubrule ranked nationally in five statistical categories. He was second in batting average, fourth in runs scored, seventh in triples, and 12th in both RBI and slugging percentage.

The El Paso, Texas native went on to become the program's fourth professional baseball player as he spent the 1997 season with the Amarillo Dillas of the Texas-Louisiana League, hitting .229 in 19 games.

Year	Avg	GP-GS	AB	R	H	2B	3B	HR	RBI	TB	SLG%	BB	HBP	SO	GDP	OB%	SF	SH	SB
1997	.408	186-186	598	187	245	26	11	1	73	296	.493	87	11	92	0	.491	3	7	4-5
TOTAL	.408	186-186	598	187	245	26	11	1	73	296	.493	87	11	92	0	.491	3	7	4-5

ADAM DELAGARZA (2010) | RED OAK, TEXAS | SHORTSTOP



Adam DeLaGarza became the everyday shortstop for the Buffs during his only season at WT in 2010, hitting .435 with 11 doubles, two homeruns to drive in 32 RBI with a team leading six triples. He was a member of the All-Lone Star Conference First Team and was also a member of the Daktronics All-South Central Region First Team while being named the program's second All-American with a Daktronics Honorable Mention award.

DeLaGarza was a major part of the resurgence of WT Baseball under then second year head coach Matt Vanderburg, WT finished 2010 with an overall record of 23-20 and a 17-18 record in the LSC, finishing just one spot away from making the LSC Tournament.

The Red Oak, Texas native joined the Amarillo Sox in the Summer of 2010 and made an immediate impact. DeLaGarza appeared in 86 of 93 regular season games posting a batting average of .305 with 20 doubles and 2 triples to go along with his 7 homeruns while scoring 73 times, in 367 plate appearances. Not only did DeLaGarza prove to be valuable offensively his versatility didn't go unnoticed having seen playing time at shortstop, second, third, centerfield, and

finally anchoring himself as the everyday leftfielder. DeLaGarza was named the United League's Rookie of the Year for his efforts on the diamond.

Year	Avg	GP-GS	AB	R	H	2B	3B	HR	RBI	TB	SLG%	BB	HBP	SO	GDP	OB%	SF	SH	SB
2010	.435	43-43	177	65	77	11	6	2	32	106	.599	18	3	15	2	.485	4	0	16-16
TOTAL	.435	43-43	177	65	77	11	6	2	32	106	.599	18	3	15	2	.485	4	0	16-16

KENDALL BOONE (2011-12) | KELLER, TEXAS | INFIELDER



Kendall Boone was second in the LSC with 68 hits while finishing the season with a .372 batting average as a senior in 2012 to be named a Daktronics/D2CCA 1st Team All-Region selection. Boone tallied 14 doubles, a pair of triples and six long bombs as he led the team with 104 total bases and slugged .568 on the year.

The Keller, Texas native became the program's third All-American in 2011 as he hit .424 on the season with 75 hits and 56 runs scored to go along with 21 doubles, four triples and eight homeruns to drive in 57 RBI with 128 total bases for a slugging percentage of .723 while walking 27 times. Boone was named a 1st Team All-American by ABCA/Rawlings and Daktronics while picking up 1st Team All-Lone Star Conference and All-Region honors.

For his career, Boone ranks third in program history with a career batting average of .398 with 35 doubles, six triples and 14 homeruns to drive in 103 career RBI for a slugging percentage of .646. Boone registered a 39 game home hitting streak that spanned 408 days from March 19, 2011 until Senior Day on April 29, 2012.

Year	Avg	GP-GS	AB	R	H	2B	3B	HR	RBI	TB	SLG%	BB	HBP	SO	GDP	OB%	SF	SH	SB
2011	.424	48-48	177	56	75	21	4	8	57	128	.723	27	3	29	3	.495	5	1	8-9
2012	.372	48-48	183	39	68	14	2	6	46	104	.568	16	2	27	2	.415	6	1	2-3
TOTAL	.398	96-96	360	95	143	35	6	14	103	232	.646	43	5	56	5	.455	11	2	10-12

JESS COOPER (2011-12) | BELLE FOURCHE, SOUTH DAKOTA | INFIELDER



Jess Cooper made an immediate impact on the Lone Star Conference during his first season in Canyon in 2011 as the junior hit .494 with 19 doubles, three triples and six homeruns to drive in 50 RBI with 122 total bases for a slugging percentage of .763. Cooper saw time in 46 games as a junior for the Buffs with 45 starts between first and third base. The .494 average led all of NCAA Division II Baseball in 2011 and is the highest single-season batting average in program history. Cooper was named a 1st Team All-American by ABCA/Rawlings to become the fourth All-American in program history.

As a senior in 2012, Cooper hit .327 with 18 doubles, two triples and seven homeruns to drive in 39 RBI with 98 total bases for a slugging percentage of .583 to be named a 2nd Team All-Region selection by Daktronics/D2CCA. For his career, Cooper ranks second in program history with a career batting average of .411 with 37 doubles, five triples and 13 homeruns to drive in 89 career RBI for a slugging clip of .673.

Following his career in Canyon, Cooper played professionally for one season with the White Sands Pupfish of the Pecos League.

Year	Avg	GP-GS	AB	R	H	2B	3B	HR	RBI	TB	SLG%	BB	HBP	SO	GDP	OB%	SF	SH	SB
2011	.494	46-45	160	47	79	19	3	6	50	122	.763	17	9	27	2	.565	0	1	0-5
2012	.327	46-45	168	40	55	18	2	7	39	98	.583	16	5	28	4	.396	3	2	2-4
TOTAL	.411	92-90	328	87	134	37	5	13	89	220	.673	33	14	55	6	.481	3	3	2-9

DYLAN JAMES (2013-14) | LAS CRUCES, NEW MEXICO | PITCHER



Dylan James began a string of successful pitchers to come thru the WT program in 2013-14 as the Las Cruces, New Mexico native became the program's first ever multiple time All-American with Daktronics (3rd Team) and NCBWA (Honorable Mention) honors as a junior followed by ABCA/Rawlings 3rd Team honors as a senior in 2014.

James broke the school record for strikeouts in a season in 2013 and then topped it with 126 in 2014 ranking third nationally. He averaged 11.57 strikeouts per game ranking 11th nationally in 2014 and had a 2.30 ERA. James recorded a school-record 1.83 ERA in 2013 which ranked him 27th nationally and he was third nationally in hits allowed at just 5.74.

The Los Cruces, native was a tw-time 1st Team All-LSC selection while being the first Buff to ever earn LSC Pitcher of the Year honors in 2014. James picked up five different All-Region accolades in Maroon & White. James signed a free-agent contract with the Houston Astros in 2014 and made appearances in the Gulf Coast League, Appalachian League and the New York-Penn League.

Year	ERA	W-L	App	GS	CG	SHO	SV	IP	H	R	ER	BB	SO	2B	3B	HR	BF	BAvg
2013	1.83	5-2	11	11	6	2	0	73.2	47	18	15	24	95	10	2	4	265	.177
2014	2.30	9-3	15	15	3	2	0	98.0	73	36	25	29	126	7	4	2	358	.204
TOTAL	2.07	14-5	26	26	9	4	0	171.2	120	54	40	53	221	17	6	6	623	.191

TYLER MCKNIGHT (2013-14) | DURANGO, COLORADO | OUTFIELDER



Tyler McKnight hit a team-best .392 and was third in hits with 78 to claim ABCA/Rawlings 3rd Team All-American honors as a senior in 2014 as the Durango, Colorado native became the first All-American outfielder in program history. McKnight was third in doubles with 12, while leading the team with six triples and had two round-trippers. He drove in 37 and scored 39 runs, while slugging .543 which was second on the team. McKnight went 11 of 13 in stolen bases to lead the team and had 97 putouts with three assists and just two errors on the year.

The Durango native earned 1st Team All-Lone Star Conference honors and academic All-LSC honors as a senior while being named an Honorable Mention All-LSC selection as a junior. McKnight earned 1st Team NCBWA All-Region honors and Daktronics All-Region accolades in 2013. He also was a Capital One/CoSIDA Academic All-Region selection for his efforts in the classroom. For his career, McKnight hit .384 for the Buffs with 125 hits and 76 runs scored to go along with 22 doubles, seven triples and fou homeruns to drive in 63 RBI with 173 total bases for a slugging percentage of .532 while stealing 20 bases.

Year	Avg	GP-GS	AB	R	H	2B	3B	HR	RBI	TB	SLG%	BB	HBP	SO	GDP	OB%	SF	SH	SB
2013	.376	41-36	125	36	47	10	1	2	26	65	.520	15	1	20	4	.441	2	3	9-11
2014	.392	47-47	199	39	78	12	6	2	37	108	.543	14	1	23	4	.431	2	0	11-13
TOTAL	.384	88-83	324	76	125	22	7	4	63	173	.532	29	2	43	8	.436	4	3	20-24

PAUL LUJAN (2014-15) | THORNTON, COLORADO | PITCHER



Paul Lujan helped lead the Buffs to a 36-20 record in 2015 and a berth in the program's second-straight NCAA South Central Regional Tournament. He finished his career with a school-record 20 saves as he broke his own school-record with 11 saves. He earned first team All-Lone Star Conference honors as a senior and First Team honors as a junior. Lujan finished the 2015 season ranked 11th nationally in saves.

As a senior in 2015, Lujan went 5-2 with a 1.60 ERA in 25 appearances. The Thornton, Colorado native pitched 33.2 innings, allowed 28 hits, nine runs (six earned), walked seven and fanned 35. For his career, Lujan finished with a 7-6 record overall in 47 appearances and 60.2 innings. He allowed 53 hits, 24 runs (16 earned), walked 19 and struck out 57 with a 2.37 ERA. Lujan also was a Brett Tomko Award semifinalist.

Lujan was a first team National Collegiate Baseball Writers First Team All-American and All-Region selection, a First Team ABCA/Rawlings All-Region honoree and a First Team Daktronics All-Region selection. Following his career in Maroon & White, Lujan was signed by the Rockford Aviators of the Frontier League.

Year	ERA	W-L	App	GS	CG	SHO	SV	IP	H	R	ER	BB	SO	2B	3B	HR	BF	BAvg
2014	3.33	2-4	22	0	0	0	9	27.0	25	15	10	12	22	1	2	3	98	.255
2015	1.60	5-2	25	0	0	0	11	33.2	28	9	6	7	35	2	2	1	123	.228
TOTAL	2.47	7-6	47	0	0	0	20	60.2	53	24	16	19	57	3	4	4	221	.242

MARSHALL KASOWSKI (2017) | CONROE, TEXAS | PITCHER



Marshall Kasowski led the nation in strikeouts breaking the school and LSC record for K's in a season with 165 as the Buffs won the 2017 LSC Baseball Tournament Championship. He also topped the nation in strikeouts per nine innings at 15.91. Kasowski became the highest drafted player in WT Baseball history as the 400th overall pick in the 13th round of the 2017 Major League Baseball Draft by the Los Angeles Dodgers.

The Conroe, Texas native was named LSC Pitcher of the Year, first team all-LSC, NCBWA and CCA Region Pitcher of the Year and was a multiple All-America honoree in his first season in a Buff uniform. Kasowski, who is a finalist for the prestigious Brett Tomko Award, went 9-5 with a 2.22 ERA ranking third in the LSC and 34th nationally. He pitched a team-high 93.1 innings, allowing 50 hits, 27 runs (23 earned) and walked just 50 as opponents hit a team-low .156 against him.

Kasowski made an impact on the Los Angeles Dodgers farm-system during his second season in the minors in 2018 as he started the season with the Great Lakes Loons of the Single-A Midwest League before making a stop with the Rancho Cucamonga Quakes (Single-A Advances, California League) and finally landing with the Tulsa Drillers of the Double-A Texas League.


Year	ERA	W-L	App	GS	CG	SHO	SV	IP	H	R	ER	BB	SO	2B	3B	HR	BF	BAvg
2017	2.22	9-5	17	15	3	1	1	93.1	50	27	23	50	165	4	1	7	320	.156
TOTAL	2.22	9-5	17	15	3	1	1	93.1	50	27	23	50	165	4	1	7	320	.156

ALL-TIME BUFFS IN THE PROS


- | | |
|--------------------|-----------------|
| Kyle Bartsch | Paul Lujan |
| Jess Cooper | Austin Moore |
| Adam DeLaGarza | Jackie McNellie |
| Mike DeLong | Will Miller |
| Tim Dubrule | Jason Patrick |
| Christian Figueroa | Joshua Payne |
| James Frisbee | Javier Reyes |
| Charlie Griffin | Kevin Seibert |
| Nathan Grindell | Jeff Sparks |
| Ben Hangartner | David Thomas |
| Dylan James | Kyle Tinius |
| Marshall Kasowski | Brooks Trujillo |
| Adam Kramer | Kent Wright |
| Justin Kuks | |

BASEBALL HALL OF CHAMPIONS INDUCTEES

- | | |
|------------------------|-----------------------|
| Grady Benton (2018) | Odus Mitchell (1987) |
| Myrl Goodwin (2010) | Mike Ohm (2016) |
| Earl Goodwin (2010) | Lanny Phillips (2015) |
| Ben Hangartner (2018) | P.E. Shotwell (1987) |
| Royce Hillman (1992) | Bob Sine (2010) |
| Clifford Keith (1987) | Bob R. Sloan (2007) |
| Metz LaFollette (1990) | |



Benton



Hangartner

BUFFS IN THE PROS UNDER COACH VANDERBURG



CHRISTIAN FIGUEROA



ADAM KRAMER



KYLE BARTSCH



ADAM DELAGARZA



MIKE DELONG




JESS COOPER



JUSTIN KUKS



WILL MILLER



DYLAN JAMES



PAUL LUJAN



AUSTIN MOORE



KYLE TINIUS



BROOKS TRUJILLO



MARSHALL KASOWSKI



JOSHUA PAYNE



A

Adam Adkins (2017)
 Mike Alger (2011)
 Tyler Almager (2015)
 Luis Amaro (2017-2018)
 Orvil Aviles (2009)

B

Brian Babek (1999-2000)
 John Baiada (2016-2017)
 Braden Baker (2017-Present)
 Heath Baker (2009-2010)
 James Baker (1995)
 Tate Baker (2013)
 Brandon Baldwin (2003)
 Kenny Baldwin (2003-2005)
 Will Baldwin (2002-2003)
 Josh Banks (2004)
 Will Bannister (1995-1996)
 Todd Barnett (2000)
 Anthony Barron (1994)
 Darrell Barron (1997-2000)
 Kyle Bartsch (2010)
 Calan Bass (1997-2000)
 Ruben Bautista (2006)
 Bryce Baugh (2011)
 Tag Baxter (2018-Present)
 Shannon Beer (2004)
 Jared Bellino (1995-1996)
 Grady Benton (1995)
 Raymond Bergara (2001-2005)
 Todd Betzen (2001-2003)
 Craig Bigham (1999-2001)
 Patrick Bilgere (1996-1997)
 Jeff Blackstone (1996)
 Aaron Blair (2014-2015)
 Kendall Boone (2011-2012)
 Jay Bowen (2000)
 Jamie Boyd (2017)
 Nick Brady (2000-2001)
 Richie Breaud (1996-1997)
 Max Brennen (2014-2015)
 Chad Brown (2016-2017)
 Bodie Bryan (2017-2018)
 Ryne Burgess (2004)
 Chet Burns (1996)
 Elliot Burrow (2010)

C

Irving Camacho (2011-12)
 Garrett Campfield (2010-11)
 Nick Canas (2017-2018)
 Bart Cannon (2007)
 Eric Cantu (2014)
 Jacob Caples (2014-2015)
 James Carrasco (1996)
 Robert Carrasco (2016-2017)
 Chris Carson (1996-1999)
 Colin Carter (2010)
 Darius Carter (2017-Present)
 Danny Cercedes (2002)
 Nick Chapman (2014, 2016)
 Michael Cohen (1997)
 Matt Cole (2015-2016)
 Craig Coleman (1998)
 Trey Combs (2001-2002)
 Scott Cone (2013-2014)
 Drew Conley (2005-2006)
 Brett Conrad (1999)
 Bryant Cook (1999-2002)
 Darin Cook (2018-Present)
 Zane Cook (2008)
 Jess Cooper (2011-2012)
 Matt Cooper (2001)
 Scott Cooper (2015)
 Joe Corbett (2018-Present)
 Brandon Corbitt (2006-2007)
 Josh Cordova (2010-2011)
 Coby Corley (2005-2007)

Dusty Corley (2007)
 Britt Cornwell (1998)
 Jeff Cramer (2003-2004)
 Cody Creswell (2003)
 Richard Cruce (1998-2001)
 Jamie Crum (2003)
 Jimmy Cubillos (2017-2018)
 Jason Cunningham (1996-1997)
 Gilbert Curiel (2004)

D

Drew Daniel (1999)
 Todd Danzeisen (2018-Present)
 Heath Davis (2014-2015)
 Josh Day (2015-2016)
 Cody Dean (2004-2007)
 Riley Deaver (2010)
 Steve Decker (2009)
 Adam DeLaGarza (2010)
 Aaron De La Paz (2015-2016)
 Mike DeLong (2010-2011)
 Cody Demetro (2003-2004)
 Travis Denson (2000-2003)
 Steven Diaz (2012-2014)
 Justin Disbro (2014-2015)
 Zach Dixon (2018-Present)
 Eric Dorton (2011-2012)
 Ethan Douglass (2007)
 Luke Downs (2016)
 Noah Draper (2017-2018)
 Quade Driskell (1997)
 Tim Dubrule (1997)
 Michael Dudley (2008-2012)
 Nick Duncan (2013-2014)
 Ryan Durst (1997)
 Dustin Dwinell (1998-1999)
 Dylan Dyson (2014-2015)

E

Jordan Easom (2005-2008)
 Ben Edge (2005-2008)
 George Edison (1995-1996)
 LeJuan Edwards (2001)
 Jason Edwards (2002)
 Brad Elders (2009-2012)
 Andrew Elkins (2013)
 Kevin Els (2008-2009)
 Preston Emerton (1998)
 Brian Evans (2000-2002)
 Josh Ezernak (2012)

F

Keaton Fails (2002-2003)
 Kyle Ferris (2005)
 Christian Figueroa (2009)
 Todd Finney (1997-1999)
 Matt Forsyth (2015)
 Brad Fralick (2003-2004)
 Taylor Frederick (2012)
 Kosuke Fujii (2004-2005)
 Jake Fuller (2016)

G

Johnny Gaines (2014-2015)
 Benito Gallego (1998)
 Brent Garcia (2005)
 Jamie Garcia (2002)
 Noel Garcia (1994)
 Thomas Garland (2016-2017)
 Cody Garrison (1997)
 John Gebhard (2012-2013)
 Tyler Gibson (2015)
 Marcus Glass (2000-2001)
 Richard Glenn (2011)
 Tyler Glynn (2005-2006)
 Benino Gonzalez (2003-2004)
 Gerald Gonzalez (2006-2007)
 Will Gragson (2011)
 Justin Graham (2005-2008)

PJ Granado (2009-2010)
 Matt Gratz (2000-2001)
 Rory Gray (2006)
 Charlie Griffin (2000-2002)
 Nathan Grindell (1996)
 Ty Groat (2002)
 Brad Gronlund (1997)
 Nick Guaragna (2018-Present)
 Chris Gutierrez (2008)
 Joe Guzman (2002-2003)

H

Casey Hagemer (2001)
 John Haines (2010)
 Logan Hall (2012-2013)
 Cory Hamilton (1996-2000)
 Matt Hamilton (2008)
 Jamie Handy (2005)
 Ben Hangartner (1999-2002)
 Trace Hansen (2015-2016)
 Justin Hargrove (2014-2015)
 Henry Hausman (2018)
 Spencer Head (2008-2009)
 David Hebert (2013-2014)
 Travis Heep (2008)
 Sean Heffner (1996-1997)
 Darik Heider (2010)
 Eric Henderson (2007-2008)
 Hunter Henderson (2016-2017)
 Justin Henderson (2012-2013)
 Steve Henderson (2000)
 Brandon Hickey (2008-2009)
 Tyson Hickman (2009-2010)
 Chris Hladky (2001)
 Trey Horn (2010-2011)
 Ryan Houston (2012-2013)
 Trey Howell (2004)
 Brent Hoyle (2000-2001)
 Mike Hoyle (1999)
 Toby Hudson (1998-1999)
 Tate Huebner (2017-2018)
 Robert Hughey (1995)
 Nick Hutson (2009)

I

Joe Inzone (2009)

J

Dylan James (2013-2014)
 Blake Johnson (2002-2003)
 Marlin Johnson (1994)
 Patrick Jones (2007)
 Steve Jones (1996-1997)
 Calvin Joy (1995)

K

Keith Karbowski (2011)
 Marshall Kasowski (2017)
 Andrew Kautz (2014)
 Eliot King (2015-2016)
 Colby Kirchner (2002-2003)
 A.J. Knight (2004-2007)
 Jon Knutz (2000)
 Michael Kopenits (1998-2001)
 Adam Kramer (2009)
 Justin Kuks (2011-2012)

L

Troy LaBrie (2016-2017)
 Micah Ladd (2002)
 Robert Lacki (1997)
 Cody Lacy (1998-1999)
 Ryan Larison (2017-2018)
 Martin Lawrence (2009-2010)
 Eric Lensing (2008)
 Brent Lewis (2010)
 Tyler Lewis (2008)
 Casey Lish (2011)
 Christian Loya (2016-Present)
 Tommy Lozano (2001-2005)
 Steve Luda (1998-1999)
 David Lujan (1998)
 Paul Lujan (2014-2015)
 Tim Luke (1994)
 Tim Lybarger (1998-2001)

M

Albert Maes (2003-2004)
 Carlos Maese (2012-2013)
 Steve Madrigal (1994)
 Jason Mann (2000-2001)
 Rob Mann (2009-2010)
 Ryan March (2014-2015)
 Jorge Marin (2012)
 Nick Marquez (2011-2012)
 Sergio Marquez (2009)
 Brandon Marrero (2018)
 Justin Martin (2000)
 Jesse Martinez (2010-2011)
 Derrick May (1994)
 Justin McAllister (2015-2017)
 Tyler McClary (2010)
 Josh McCreary (2006-2007)
 Shane McDermott (1997)
 Steve McDermott (1995)
 Kenny McKinley (2004)
 Tyler McKnight (2013-2014)
 Will McLaughlin (2006-2009)
 Chad McLin (2010-2012)
 Lance McMillan (1999-2002)
 Jackie McNellie (1998-1999)
 Eric Metts (2008)
 Drew Mesecher (2018-Present)
 Sean Michel (2014-2015)
 Chad Miles (2012-2013)
 Will Miller (2010-2011)
 Jason Mills (1995-1996)
 Daneil Moody (2003-2004)
 Andy Moore (1996)
 Austin Moore (2016)
 Jase Morgan (2013)
 Phillip Muldrow (2017-2018)

N

Justice Nakagawa (2018-Present)
 Greg Naranjo (2003-2005)
 Alex Nava (1997-2000)
 Keegan Neill (2008)
 Kendall Neill (2011)
 Chris Nelson (2009)
 Justin Noble (1999)

O

Mike Ohm (1995-1998)
 Kyle Olason (2014-2015)
 Kevin O'Reilly (1994-1995)
 Michael Ornelaz (1995-1996)
 Sam Ouellet (2013-2014)

P

Robert Padgett (2013)
 Isaac Padilla (1995)
 Jonathan Paez (2010-2012)
 Caleb Palmer (2005-2007)
 Josh Palmer (2005-2007)
 Nelson Paredes (2017-2018)
 Jake Parsons (2008-2009)
 Josh Parsons (2013)
 Jason Patrick (1994-1997)
 Joshua Payne (2016-2017)
 Tarin Peet (1994-1997)
 Brendan Perrotta (2005)
 Cole Peyson (2007)
 Heath Pierce (2003)
 Heath Pipes (1998-1999)
 Darren Potter (1997)
 Josh Potter (1998-1999)
 Bill Potts (2001-2002)
 Ben Prewett (2005-2006)
 Colby Price (2016)
 Paul Pulley (2012-2013)

R

Patrick Ramirez (2011-2013)
 Chad Ratcliff (1996-1997)
 Matt Ray (2006-2007)
 Kaleb Read (2012)
 Tyler Reagan (2009-2011)
 Josh Redd (1998)
 Matt Redfearn (2013-2014)
 Jace Reese (2015-2016)
 Matt Rehkopf (2003-2005)
 Curtis Reneau (2004)
 Ryan Reneau (2004-2005)
 Javier Reyes (2007)
 Josh Reyes (2011-2012)
 Brady Ribinskas (2006-2007)
 Aaron Richardson (2009)
 Beto Rodriguez (2013-2014)
 Frankie Rodriguez (2005-2008)
 Jessie Rodriguez (2005-2007)
 Clayton Roth (2009)
 Travis Roth (2009)
 Jason Rushing (1995)
 Cory Russell (1998)
 Jake Rutledge (1997-1998)

S

Cole Sanchez (2016-2017)
 Nolan Savage (2016)
 Kevin Seibert (2000-2001)
 Ed Seymour (1995)
 Jeff Schenk (1997-1999)
 Brock Schlekeway (2014)
 James Schroeder (2004)
 Brian Schupp (2005-2008)
 Scotty Scott (1994)
 Cody Sessions (2006-2007)
 Chad Shands (2010)
 Greg Shanks (2006-2008)
 Lee Shiflett (1997)
 Mason Shiflett (2015-2016)
 Landry Shults (1998)
 Ashton Sivigliano (2014)
 Britt Smith (1995-1996)
 Jarvis Smith (2012-2013)
 Spenser Smith (2013)
 Brett Sorenson (2009)
 Jeff Sparks (1994)
 Kelly Starr (2008)
 John Steele (1994)
 Trey Stice (2002-2003)
 Dennom Sullivan (1999)
 Lane Supak (1994-1995)
 James Sweatman (2004-2005)

T

Josh Talley (2008)
 David Thomas (1997)
 Brian Tillotson (1994)
 Kyle Tinius (2015-2016)
 Alan Traler (2007)
 Brooks Trujillo (2015-2016)
 Riley Tubbs (2010)
 Scott Tubbs (1994)
 Mitch Tybrowski (2012-2013)

V

Aaron Vallance (2017)
 Chad Valerio (2010)
 Scott Virgadamo (1994)

W

Darby Walker (2008)
 Zach Walker (2009-2012)
 Patrick Wallis (2006)
 Simon Walshe (2003-2004)
 Ethan Washburn (2017-Present)
 Russel Washer (1997)
 Rob Watchman (2001-2002)
 Lance Watters (1998)
 Blake Weaver (2016-2018)
 Wes Welch (1994-1995)
 Josh Weyker (2013-2014)
 Wilson Wicks (1999)
 Luke Wiechec (2015-2016)
 Nick Williams (2002-2004)
 Tommy Williams (2018)
 Brian Wills (2002)
 Coty Wilson (2009)
 Sean Winstead (2009)
 Tim Witt (2009)
 Zach Wlczek (2008)
 Parker Wood (2012-2013)
 Tyson Wormsbaker (2002-2004)
 Brandon Wright (2003-2006)
 Cody Wright (2010-2013)
 David Wright (1994)
 Kent Wright (2007-2008)

Y

Shawn Yates (1999)
 Dominic Yearego (2016-Present)

Z

Billy Zeleznak (2007-2010)
 Ryan Zemanek (2004-2005)



Mike Ohm



DR. MIKE MARSHALL
1 YEAR (8-48)

1994

COACH: DR. MIKE MARSHALL
OVERALL: 8-48 (2-18 LSC)
H: 6-30 | A: 1-16 | N: 1-2

Bellevue (L)	2	25
Bellevue (L)	8	21
Bellevue (L)	6	13
St. Francis (L)	14	35
Regis (L)	4	16
Wisconsin-Eau Claire (L)	0	9
Northwestern Okla. State (L)	8	9
Wayland Baptist (L)	7	12
at Lubbock Christian (L)	2	12
at Wayland Baptist (L)	5	8
Lubbock Christian (L)	17	32
Northwestern Okla. State (L)	8	9
Northern Colorado (L)	2	15
*Tarleton (L)	5	11
*Tarleton (L)	1	12
Fort Hays State (L)	1	12
Fort Hays State (L)	1	13
Northern Colorado (W)	10	8
Fort Hays State (L)	10	11
Grinnell (W)	12	7
*at Tarleton (L)	6	23
*at Tarleton (L)	2	11
Buena Vista (W)	4	0
Grinnell (L)	7	8
Grinnell (W)	11	9
Buena Vista (L)	9	14
Buena Vista (W)	5	3
at Wayland Baptist (L)	3	10
Lubbock Christian (L)	1	2
*Eastern New Mexico (L)	2	18
*Eastern New Mexico (L)	0	15
*Eastern New Mexico (L)	11	19
*Eastern New Mexico (L)	5	22
at Texas Tech (L)	2	23
Univ. of the Southwest (W)	12	10
*Central Oklahoma (L)	2	19
*Central Oklahoma (L)	1	3
*Central Oklahoma (L)	0	12
*Central Oklahoma (L)	0	10
at Univ. of the Southwest (L)	0	23
Wayland Baptist (L)	6	9
*at Texas A&M-Kingsville (L)	0	7
*at Texas A&M-Kingsville (L)	0	3
*at Texas A&M-Kingsville (L)	3	5
*at Texas A&M-Kingsville (W)	6	4
at Lubbock Christian (L)	6	17
*at Abilene Christian (L)	2	7
*at Abilene Christian (L)	6	7
*at Abilene Christian (L)	1	9
*at Abilene Christian (L)	0	3
LSC Tournament (Edmond, OK)		
Texas A&M-Kingsville (W)	11	6
at Central Oklahoma (L)	2	14
Eastern New Mexico (L)	5	8
Abilene Christian (W)	10	16



TODD HOWEY
5 YEARS (148-115)

1995

COACH: TODD HOWEY
OVERALL: 26-29 (10-14 LSC)
H: 19-12 | A: 5-14 | N: 2-3

at Texas Tech (L)	2	16
at Texas Tech (L)	5	10
Lubbock Christian (L)	13	15

Lubbock Christian (L)	0	16
Mary Hardin-Baylor (W)	18	14
Mary Hardin-Baylor (L)	7	8
Mary Hardin-Baylor (W)	13	10
at Univ. of the Southwest (L)	1	6
at Univ. of the Southwest (W)	8	5
New Mexico Highlands (L)	5	6
Regis (W)	5	4
Wayland Baptist (W)	5	3
Hardin-Simmons (L)	2	11
Abilene Christian (W)	5	3
LeTourneau (W)	14	7
Maycrest (W)	7	6
North Park (L)	15	20
Mid-America Bible (W)	3	0
Mid-America Bible (W)	8	3
Hardin-Simmons (W)	9	7
Hardin-Simmons (L)	9	10
Univ. of the Southwest (W)	16	10
Univ. of the Southwest (W)	15	11
Univ. of the Southwest (W)	11	0
at Texas Tech (L)	3	4
National Christian (W)	10	4
National Christian (W)	6	5
National Christian (L)	2	3
*at Eastern New Mexico (W)	3	1
*at Eastern New Mexico (L)	5	9
*at Eastern New Mexico (L)	5	15
*at Eastern New Mexico (L)	11	13
*at Eastern New Mexico (W)	13	8
*Texas A&M-Kingsville (W)	1	0
*Texas A&M-Kingsville (L)	3	6
*Texas A&M-Kingsville (L)	6	9
*Texas A&M-Kingsville (L)	6	7
*Texas A&M-Kingsville (L)	4	12
at Lubbock Christian (L)	5	11
*at Central Oklahoma (L)	3	7
*at Central Oklahoma (L)	6	22
*at Central Oklahoma (L)	5	8
*at Central Oklahoma (W)	17	1
*at Central Oklahoma (L)	4	5
at Lubbock Christian (L)	10	11
*Abilene Christian (W)	10	9
*Abilene Christian (W)	10	3
*Abilene Christian (W)	5	4
*Abilene Christian (L)	2	23
at Wayland Baptist (L)	4	7
*Tarleton (L)	8	14
*Tarleton (L)	6	14
*Tarleton (W)	6	2
*Tarleton (W)	6	5
*Tarleton (W)	6	4

1996

COACH: TODD HOWEY
OVERALL: 27-27 (8-12 LSC)
H: 14-8 | A: 8-16 | N: 5-3

Colorado State-Pueblo (L)	13	15
Colorado Mesa (L)	2	5
Denver (W)	8	3
Air Force (L)	6	16
Lubbock Christian (L)	3	14
New Mexico Highlands (W)	9	6
New Mexico Highlands (L)	0	5
New Mexico Highlands (L)	4	8
New Mexico Highlands (W)	5	4
at Cameron (L)	4	5
at Cameron (L)	7	8
Colorado State-Pueblo (L)	1	10
Univ. of the Southwest (W)	7	6
Colorado State-Pueblo (L)	1	7
Wayland Baptist (W)	10	2
at Wayland Baptist (W)	9	8
at Texas Tech (L)	0	7
at Texas Tech (L)	0	14
Morningside (W)	14	6
Missouri Southern State (L)	1	4

Morningside (W)	14	7
Pittsburg State (W)	13	10
Pittsburg State (L)	6	9
Oakland (W)	4	3
at Univ. of the Southwest (W)	9	5
at Univ. of the Southwest (W)	3	0
at Univ. of the Southwest (W)	3	2
Wayland Baptist (W)	26	5
Mid-America Bible (W)	7	0
Mid-America Bible (W)	14	4
Lubbock Christian (W)	10	9
*at Texas A&M-Kingsville (L)	0	9
*at Texas A&M-Kingsville (L)	1	9
*at Texas A&M-Kingsville (L)	1	9
*at Texas A&M-Kingsville (L)	2	8
*Central Oklahoma (W)	5	2
*Central Oklahoma (W)	7	4
*Central Oklahoma (W)	12	6
*Central Oklahoma (W)	18	14
*at Abilene Christian (L)	4	9
*at Abilene Christian (W)	14	11
*at Abilene Christian (L)	5	11
*at Abilene Christian (W)	12	9
at Lubbock Christian (L)	3	12
Wayland Baptist (W)	22	11
*at Tarleton (L)	0	5
*at Tarleton (L/11)	9	10
*at Tarleton (L)	7	11
*at Tarleton (W)	18	13
at Wayland Baptist (W)	19	13
*Eastern New Mexico (L)	6	14
*Eastern New Mexico (W)	15	14
*Eastern New Mexico (L)	0	10
*Eastern New Mexico (L)	14	20

1997

COACH: TODD HOWEY
OVERALL: 34-18 (9-7 LSC)
H: 26-5 | A: 8-13 | N: 0-0

at Wayland Baptist (W)	6	4
Cameron (W)	15	9
Cameron (W)	7	4
New Mexico Highlands (L)	13	21
New Mexico Highlands (W)	15	12
at Texas Tech (L)	7	27
at Texas Tech (L)	4	10
at Dallas Baptist (L)	8	14
at Dallas Baptist (L)	1	13
at Dallas Baptist (L)	5	6
at Texas Tech (L)	2	7
at Texas Tech (L)	1	9
Okla. Panhandle State (W)	18	2
Okla. Panhandle State (W)	17	6
Okla. Panhandle State (W)	27	2
Southwestern Oklahoma (W)	5	2
Southwestern Oklahoma (W)	9	2
Southwestern Oklahoma (W)	25	14
Colorado Sch. of Mines (W)	8	7
Colorado Sch. of Mines (W)	8	1
Univ. of the Southwest (W)	17	4
Univ. of the Southwest (W)	6	1
Univ. of the Southwest (W)	18	8
Minnesota St.-Mankato (W)	15	14
Minnesota St.-Mankato (W)	25	15
Minnesota St.-Mankato (L)	0	8
Ouachita Baptist (W)	30	1
Ouachita Baptist (W)	8	3
Ouachita Baptist (W)	6	0
at Lubbock Christian (W)	16	9
at Lubbock Christian (L)	4	14
*Texas A&M-Kingsville (W)	12	4
*Texas A&M-Kingsville (W)	14	13
*Texas A&M-Kingsville (W)	18	6
*Texas A&M-Kingsville (L)	2	6
*at Central Oklahoma (L)	4	9
*at Central Oklahoma (W)	16	11

*at Central Oklahoma (L)	2	3
*at Central Oklahoma (L)	2	12
at Wayland Baptist (W)	10	5
*Abilene Christian (W)	10	3
Wayland Baptist (L)	7	11
*Abilene Christian (W)	8	2
*Abilene Christian (W)	8	6
Wayland Baptist (L)	7	9
Wayland Baptist (W)	8	1
at Okla. Panhandle State (W)	15	7
at Okla. Panhandle State (W)	20	4
*at Eastern New Mexico (L)	5	12
*at Eastern New Mexico (L)	13	14
*at Eastern New Mexico (W)	8	5
*at Eastern New Mexico (W)	5	3

1998

COACH: TODD HOWEY
OVERALL: 28-24 (10-10 LSC)
H: 19-8 | A: 5-14 | N: 4-2

at Texas Tech (L)	8	13
at Texas Tech (L)	3	14
at Texas Tech (L)	4	19
Okla. Panhandle State (W)	19	1
Okla. Panhandle State (W)	17	0
Fort Hays State (W-8)	6	5
New Mexico Highlands (L)	2	4
New Mexico Highlands (W)	15	1
at Wayland Baptist (L)	0	10
Central Missouri (L)	2	4
Central Missouri (L)	4	6
Central Missouri (W)	12	7
Central Missouri (L)	6	18
Dallas Baptist (W)	15	11
East Central (L)	8	11
Southwestern Okla. State (W)	8	6
Northeastern State (W)	5	4
Central Oklahoma (W/9)	10	4
Valley City State (L)	3	6
Central Oklahoma (W)	6	1
Central Oklahoma (W)	8	4
Minnesota St.-Mankato (W)	6	1
Minnesota St.-Mankato (W)	6	5
Northwood (L)	5	11
Northwood (W)	3	2
at Univ. of the Southwest (W)	13	3
at Univ. of the Southwest (W)	10	0
Lubbock Christian (L)	3	7
Lubbock Christian (W)	16	9
*Eastern New Mexico (W)	3	0
*Eastern New Mexico (W)	12	3
*Eastern New Mexico (W)	4	2
*Eastern New Mexico (W)	9	7
Wayland Baptist (W)	11	7
Wayland Baptist (L)	16	20
*at Texas A&M-Kingsville (L)	3	5
*at Texas A&M-Kingsville (L)	0	4
*at Texas A&M-Kingsville (W)	13	5
*at Texas A&M-Kingsville (L)	6	24
at Lubbock Christian (L)	9	14
*Cameron (W)	11	10
*Cameron (W)	14	5
*Cameron (W)	21	8
*Cameron (L)	16	20
*at Abilene Christian (L/9)	3	4
*at Abilene Christian (L)	1	5
*at Abilene Christian (L)	4	7
*at Abilene Christian (W)	5	4
*at Tarleton (W)	8	16
*at Tarleton (W)	5	1
*at Tarleton (L)	10	13
*at Tarleton (L)	3	9

*at Eastern New Mexico (L)	14	9
New Mexico Highlands (W)	15	2
New Mexico Highlands (L)	6	9
New Mexico Highlands (L)	9	18
Wayland Baptist (W)	14	7
at Southwestern Okla. State (L)	13	14
vs. Wayland Baptist (W)	4	1
vs. Wayland Baptist (L)	6	11
vs. Lubbock Christian (L)	8	9
vs. Lubbock Christian (L)	3	8
*Eastern New Mexico (W)	14	9
at Texas Tech (L)	5	20

1999

COACH: TODD HOWEY
OVERALL: 33-17 (8-8 LSC)
H: 24-10 | A: 6-8 | N: 3-1

Lubbock Christian (L)	2	6
Lubbock Christian (W)	5	2
at Wayland Baptist (W-9)	3	2
at Okla. Panhandle State (W)	14	0
at Okla. Panhandle State (L)	8	13
New Mexico Highlands (W)	4	3
New Mexico Highlands (W)	2	1
New Mexico Highlands (L)	10	11
Okla. Panhandle State (W)	2	1
Okla. Panhandle State (W)	11	10
Fort Hays State (W)	8	5
Fort Hays State (W)	13	6
Fort Hays State (W)	7	2
MSU Denver (W)	5	4
MSU Denver (W)	7	4
MSU Denver (W)	5	1
MSU Denver (W)	12	4
Wayland Baptist (W)	12	11
Lindenwood (W)	14	4
Lindenwood (W)	24	4
Lindenwood (L)	4	5
Minnesota St.-Mankato (W)	16	8
Minnesota St.-Mankato (L)	5	8
at Texas Tech (L)	1	5
at Pittsburg State (L)	0	11
at Central Missouri (L)	3	10
Rockhurst (W)	7	3
at Central Missouri (L)	0	1
Minnesota-Morris (W)	18	3
at Texas Tech (L)	1	11
*Texas A&M-Kingsville (W)	5	2
*Texas A&M-Kingsville (W)	9	6
*Texas A&M-Kingsville (W)	5	4
*Texas A&M-Kingsville (W)	17	16
Univ. of the Southwest (W)	8	7
Univ. of the Southwest (L/9)	15	16
*at Cameron (W)	10	3
*at Cameron (W)	13	6
Lubbock Christian (W)	18	17
*Abilene Christian (W)	8	7
*Abilene Christian (L)	5	12
*Abilene Christian (L)	5	12
*Abilene Christian (L)	11	15
*Tarleton (W)	5	4
*Tarleton (L)	2	6
*Tarleton (L)	4	9
*Tarleton (L)	2	16
Wayland Baptist (W)	4	3
at Wayland Baptist (W)	16	10
at Wayland Baptist (W)	14	7
*at Eastern New Mexico (L)	10	11
*at Eastern New Mexico (L)	3	5



MARK JONES
9 YEARS (180-290)

2000

COACH: MARK JONES
OVERALL: 22-34 (8-12 LSC)
H: 12-11 | A: 7-19 | N: 3-4

*Eastern New Mexico (W)	14	9
New Mexico Highlands (W)	15	2
New Mexico Highlands (L)	6	9
New Mexico Highlands (L)	9	18
Wayland Baptist (W)	14	7
at Southwestern Okla. State (L)	13	14
vs. Wayland Baptist (W)	4	1
vs. Wayland Baptist (L)	6	11
vs. Lubbock Christian (L)	8	9
vs. Lubbock Christian (L)	3	8
*Eastern New Mexico (W)	14	9
at Texas Tech (L)	5	20

at Univ. of the Southwest (W)	8	2
at Univ. of the Southwest (L)	8	9
vs. Harding (W)	12	0
vs. Southeastern Okla. State (L)	2	14
vs. Northeastern State (W)	8	6
at Southwestern Okla. State (L)	13	14
Wayland Baptist (L)	14	7
Minnesota St. - Mankato (L)	3	11
Minnesota St. - Mankato (W)	15	7
vs. Colorado Mesa (L)	1	6
at MSU Denver (W)	17	5
at MSU Denver (L)	2	10
at MSU Denver (L)	1	5
Lubbock Christian (L)	9	19
at Texas Tech (L)	3	14
Colorado State-Pueblo (L)	10	14
Colorado State-Pueblo (W)	4	3
Colorado State-Pueblo (L)	1	5
*Cameron (W)	6	2
*Cameron (W)	7	3
*Cameron (L)	4	6
*Cameron (W)	5	4
Univ. of the Southwest (W)	5	4
Univ. of the Southwest (L)	3	8
*at Abilene Christian (L)	8	9
*at Abilene Christian (L)	4	8
*at Abilene Christian (L)	1	9
*at Abilene Christian (W)	9	6
*at Tarleton (W)	9	1
*at Tarleton (L)	0	1
*at Tarleton (L)	4	9
*at Tarleton (L)	4	6
at Wayland Baptist (L)	5	9
*Eastern New Mexico (L)	6	12
*Eastern New Mexico (W)	9	7
*Eastern New Mexico (L)	1	4
*Eastern New Mexico (L)	7	15
Okla. Panhandle State (W)	8	3
at Okla. Panhandle State (L)	3	6
*at Eastern New Mexico (L)	8	12
at Lubbock Christian (L)	7	25
*at Texas A&M-Kingsville (L)	4	5
*at Texas A&M-Kingsville (W)	6	5
*at Texas A&M-Kingsville (W)	16	15
*at Texas A&M-Kingsville (L)	2	7
Okla. Panhandle State (W)	15	8
Okla. Panhandle State (W)	19	2

2001

COACH: MARK JONES
 OVERALL: 25-24 (8-15 LSC)
 H: 11-9 | A: 12-15 | N: 2-0

at Colorado State-Pueblo (L)	5	7
at Colorado State-Pueblo (W)	9	6
at Colorado State-Pueblo (L)	5	7
at Colorado State-Pueblo (W)	11	8
at Texas Tech (L)	1	13
Wayland Baptist (W)	8	1
at Lubbock Christian (W)	8	4
Lubbock Christian (W)	4	2
Wayland Baptist (W)	6	5
at New Mexico Highlands (L)	8	15
at New Mexico Highlands (W)	7	6
at New Mexico Highlands (W)	18	1
at Wayland Baptist (W)	14	8
*at Tarleton (L)	0	1
*at Tarleton (W)	6	3
*at Tarleton (L)	3	5
Abilene Christian (W)	4	2
Abilene Christian (L)	3	8
Abilene Christian (L)	10	15
Southwestern Okla. State (L)	3	14
Southwestern Okla. State (W)	3	2
*at Texas A&M-Kingsville (W)	3	1
*at Texas A&M-Kingsville (L)	0	3
*at Texas A&M-Kingsville (W)	13	6

York College (W)	11	7
at Lubbock Christian (L)	1	15
at Lubbock Christian (L)	0	13
*Eastern New Mexico (L)	1	7
*Eastern New Mexico (W)	3	2
*Eastern New Mexico (L)	10	21
Wayland Baptist (W)	10	4
*Tarleton (W)	3	2
*Tarleton (W)	7	4
*Abilene Christian (L)	1	8
*Abilene Christian (L)	1	17
*Abilene Christian (L)	3	5
Univ. of the Southwest (W)	9	4
Univ. of the Southwest (W)	6	4
*Texas A&M-Kingsville (L)	4	7
*Texas A&M-Kingsville (L)	3	5
*Texas A&M-Kingsville (L)	5	8
at Texas Tech (L)	5	19
*at Eastern New Mexico (W)	8	5
*at Eastern New Mexico (L)	4	5
*at Eastern New Mexico (L)	13	19
Lubbock Christian (L)	0	8
Okla. Panhandle State (W)	36	3
Okla. Panhandle State (W)	23	3
Okla. Panhandle State (W)	28	1

2002

COACH: MARK JONES
 OVERALL: 31-17 (11-9 LSC)
 H: 20-5 | A: 7-11 | N: 4-1

vs. Tarleton (W)	10	5
vs. St. Mary's (W)	9	5
vs. New Mexico Highlands (W)	7	0
Lubbock Christian (L)	0	2
Eastern New Mexico (W)	5	0
Wayland Baptist (L)	1	2
Lubbock Christian (W)	5	2
New Mexico Highlands (W)	7	4
New Mexico Highlands (W)	7	4
New Mexico Highlands (W)	9	4
*Tarleton (W)	15	6
*Tarleton (L)	1	8
*Tarleton (W)	5	4
at Abilene Christian (L)	3	5
at Abilene Christian (L)	2	6
at Lubbock Christian (L)	0	17
at Lubbock Christian (L)	8	14
*Texas A&M-Kingsville (W)	18	10
*Texas A&M-Kingsville (W)	13	12
*Texas A&M-Kingsville (W)	7	6
York College (W)	6	5
York College (W)	7	6
York College (L)	5	7
York College (W)	22	7
*at Eastern New Mexico (W)	6	2
*at Eastern New Mexico (W)	4	3
*at Eastern New Mexico (L)	12	15
*at Tarleton (L)	1	5
*at Tarleton (L)	1	3
*at Tarleton (L)	12	13
Wayland Baptist (W)	3	2
Univ. of the Southwest (W)	17	10
*Abilene Christian (W)	3	0
*Abilene Christian (L)	0	9
*Abilene Christian (W)	8	7
at Lubbock Christian (L)	0	0
at Lubbock Christian (W)	3	2
*at Texas A&M-Kingsville (L)	1	6
*at Texas A&M-Kingsville (W)	6	2
Lubbock Christian (W)	4	3
Lubbock Christian (L)	5	6
*Eastern New Mexico (W)	15	12
at Wayland Baptist (W)	17	6
at Wayland Baptist (W)	13	3
Okla. Panhandle State (W)	9	5
Okla. Panhandle State (W)	8	7
at Univ. of the Southwest (W)	7	6

at Univ. of the Southwest (L) 2 4
2003
 COACH: MARK JONES
 OVERALL: 20-33 (10-14 LSC)
 H: 15-10 | A: 4-20 | N: 1-3

at Dallas Baptist (L)	5	15
at Dallas Baptist (L)	7	10
at Texas Tech (L)	4	21
at Wayland Baptist (L)	4	6
at Wayland Baptist (W)	2	1
Lubbock Christian (W)	5	2
*at Tarleton (L)	0	2
*at Tarleton (L)	4	5
*at Tarleton (W)	2	0
at Lubbock Christian (L)	8	13
*Abilene Christian (L)	9	10
*Abilene Christian (L)	1	12
*Abilene Christian (L)	9	13
at Wayland Baptist (L)	6	8
at Texas A&M-Kingsville (L)	5	9
at Texas A&M-Kingsville (W)	4	2
at Texas A&M-Kingsville (L)	4	6
Lubbock Christian (L)	0	6
Eastern New Mexico (W)	4	3
Eastern New Mexico (W)	10	5
Eastern New Mexico (W)	17	7
East Central (W)	25	12
East Central (L)	5	14
East Central (L)	1	2
East Central (W)	8	5
York College (W)	16	6
York College (W)	10	0
York College (W)	15	14
York College (W)	12	5
*at Abilene Christian (L)	4	10
*at Abilene Christian (L)	6	16
*at Abilene Christian (W)	9	7
Lubbock Christian (L)	5	17
*Texas A&M-Kingsville (W)	11	10
*Texas A&M-Kingsville (W)	9	2
*Texas A&M-Kingsville (L)	6	12
at Lubbock Christian (L)	15	16
*at Eastern New Mexico (W)	8	17
*at Eastern New Mexico (L)	7	10
*at Eastern New Mexico (L)	3	4
at Texas Tech (L)	4	10
Wayland Baptist (W)	3	2
at St. Edward's (L)	7	5
at St. Edward's (L)	9	5
at St. Edward's (L)	14	12
*Tarleton (L)	12	9
*Tarleton (L)	14	7
*Tarleton (W)	5	4
Okla. Panhandle State (W)	8	5
Okla. Panhandle State (W)	4	1
vs. Texas A&M-Kingsville (L)	4	8
vs. Texas A&M-Kingsville (L)	2	4
vs. Tarleton (L)	4	16

2004

COACH: MARK JONES
 OVERALL: 19-36 (6-18 LSC)
 H: 10-14 | A: 8-20 | N: 1-2

vs. East Central (L)	0	10
at Tarleton (L)	0	6
vs. Eastern New Mexico (W)	7	4
vs. St. Mary's (L)	0	12
at Eastern New Mexico (L)	28	15
at Wayland Baptist (L)	0	6
at Wayland Baptist (L)	3	11
*at Abilene Christian (W)	12	2
*at Abilene Christian (L)	1	6
*at Abilene Christian (L)	4	10
*Texas A&M-Kingsville (L)	4	14
*Texas A&M-Kingsville (L)	2	9

*Texas A&M-Kingsville (L)	3	13
at Lubbock Christian (L)	2	5
*at Eastern New Mexico (W)	7	4
*at Eastern New Mexico (L)	1	12
*at Eastern New Mexico (W)	17	11
at East Central (L)	6	16
at East Central (L)	5	13
at East Central (L)	2	9
St. Edward's (L)	4	6
St. Edward's (L)	4	16
St. Edward's (L)	5	13
York College (L)	8	16
York College (W)	2	1
York College (W)	5	1
York College (W)	26	1
York College (W)	6	2
*Tarleton (W)	8	4
*Tarleton (L)	11	16
*Tarleton (W)	9	6
at Southwestern Okla. State (L)	2	3
Wayland Baptist (L)	17	18
*at Texas A&M-Kingsville (L)	2	9
*at Texas A&M-Kingsville (L)	2	7
*at Texas A&M-Kingsville (L)	7	12
Okla. Panhandle State (W)	24	4
Okla. Panhandle State (W)	8	1
*Eastern New Mexico (L)	5	12
*Eastern New Mexico (L)	3	16
*Eastern New Mexico (L)	2	5
at New Mexico Highlands (L)	1	4
at New Mexico Highlands (W)	8	6
at New Mexico Highlands (L)	10	13
at Texas Tech (L)	1	16
at Howard Payne (W)	19	5
*at Tarleton (L)	5	12
*at Tarleton (L)	9	10
*at Tarleton (L)	7	8
Lubbock Christian (W)	9	5
*Abilene Christian (L)	9	10
*Abilene Christian (W)	2	1
*Abilene Christian (L)	4	6
Okla. Panhandle State (W)	4	0
Okla. Panhandle State (W)	4	0

2005

COACH: MARK JONES
 OVERALL: 16-39 (4-16 LSC)
 H: 8-18 | A: 7-20 | N: 1-1

at Univ. of the Southwest (W)	3	1
vs. New Mexico Highlands (L)	4	5
vs. New Mexico Highlands (W)	2	2
Southwestern Okla. State (L)	3	11
Southwestern Okla. State (L)	4	14
Southwestern Okla. State (L)	8	18
Southwestern Okla. State (L)	6	31
at Wayland Baptist (W)	7	6
at Southwestern Okla. State (L)	3	4
at Southwestern Okla. State (L)	4	5
at Southwestern Okla. State (L)	8	9
at Southwestern Okla. State (W)	5	0
Cameron (L)	6	19
Cameron (W)	7	6
Cameron (L)	12	23
Cameron (L)	5	10
York College (L)	3	14
York College (L)	1	14
York College (W)	7	2
York College (L)	2	7
at Central Oklahoma (L)	2	15
at Central Oklahoma (L)	1	19
at Central Oklahoma (L)	1	5
at Central Oklahoma (L)	1	2
East Central (W)	18	4
East Central (L)	7	13
East Central (W)	5	3
East Central (L)	1	15
Okla. Panhandle State (W)	6	2

at Northeastern State (L)	0	13
at Northeastern State (W)	10	1
at Northeastern State (L)	0	3
at Northeastern State (L)	0	7
*#18 Abilene Christian (L)	3	8
*#18 Abilene Christian (L)	4	26
*#18 Abilene Christian (L)	2	15
*#18 Abilene Christian (L)	2	11
*at #22 Texas A&M-Kingsville (L)	3	8
*at #22 Texas A&M-Kingsville (L)	1	2
*at #22 Texas A&M-Kingsville (L)	5	16
*at #22 Texas A&M-Kingsville (L)	4	6
at Okla. Panhandle State (W)	10	7
*Eastern New Mexico (L)	2	7
*Eastern New Mexico (W)	8	1
*Eastern New Mexico (L)	3	14
*Eastern New Mexico (W)	3	2
Wayland Baptist (W)	20	15
*at Angelo State (L)	5	8
*at Angelo State (L)	1	4
*at Angelo State (L)	3	11
*at Angelo State (L)	1	8
*at Tarleton (L)	6	7
*at Tarleton (W)	5	0
*at Tarleton (L)	3	8
*at Tarleton (W)	5	3

2006

COACH: MARK JONES
 OVERALL: 26-27 (11-9 LSC)
 H: 14-12 | A: 12-14 | N: 0-2

at Univ. of the Southwest (L)	1	26
at Univ. of the Southwest (W)	8	7
at Univ. of the Southwest (L)	3	4
at Sul Ross State (W)	9	5
at Sul Ross State (W)	14	5
Southwestern Okla. State (W)	7	5
Southwestern Okla. State (L)	3	12
at Wayland Baptist (L)	8	13
at Cameron (L)	1	2
at Cameron (L)	6	12
at Cameron (L)	0	6
at Cameron (L)	1	6
Central Oklahoma (L)	4	8
Central Oklahoma (L)	6	12
Central Oklahoma (L)	0	11
Central Oklahoma (L)	4	7
York (W)	9	8
York (W)	6	8
at East Central (W)	6	5
at East Central (W)	10	5
at East Central (W)	8	6
at East Central (L)	5	6
Lincoln (W)	11	10
Northeastern State (W)	6	3
Northeastern State (W)	3	2
Northeastern State (W)	9	5
Northeastern State (W)	8	0
at Southeastern Okla. State (L)	0	3
at Southeastern Okla. State (W)	5	1
at Southeastern Okla. State (L)	2	5
at Southeastern Okla. State (W)	7	1
Okla. Panhandle State (L)	13	16
*Texas A&M-Kingsville (L)	0	13
*Texas A&M-Kingsville (W)	5	4
*Texas A&M-Kingsville (W)	11	0
*Texas A&M-Kingsville (W)	7	1
*at Eastern New Mexico (L)	14	33
*at Eastern New Mexico (L)	8	11
*at Eastern New Mexico (W)	9	2
*at Eastern New Mexico (W)	12	5
*Angelo State (L)	3	9
*Angelo State (L)	0	11
*Angelo State (L)	6	19
*Angelo State (L)	2	15
Wayland Baptist (L)	2	15
*Tarleton (W)	12	10

2019 BUFFALO BASEBALL RECORD BOOK

*Tarleton (W)	3	2
*Tarleton (W)	10	4
*Tarleton (W)	4	3
*at Abilene Christian (W)	4	3
*at Abilene Christian (L)	3	10
*at Abilene Christian (L)	0	12
*at Abilene Christian (W)	4	3
LSC Tournament (Abilene, TX)		
vs. Central Oklahoma (L)	7	8
vs. Angelo State (L)	3	7

2007

COACH: MARK JONES
OVERALL: 12-37 (3-15 LSC)
H: 5-14 | A: 7-23 | N: 0-0

at Sul Ross State (L)	7	8
at Sul Ross State (L)	2	3
at Sul Ross State (W)	10	4
Cameron (L)	1	9
Cameron (L)	4	7
Cameron (W)	8	6
Cameron (L)	6	13
at Central Oklahoma (L)	5	8
at Central Oklahoma (L)	1	2
at Central Oklahoma (L)	4	7
at Central Oklahoma (L)	7	11
East Central (W)	7	4
East Central (W)	3	2
East Central (L)	6	7
East Central (L)	9	12
at Wayland Baptist (L)	6	13
at Northeastern State (W)	7	5
at Northeastern State (L)	4	9
at Northeastern State (L)	4	9
at Northeastern State (L)	7	8
Southeastern Okla. State (L)	0	6
Southeastern Okla. State (L)	2	7
Southeastern Okla. State (L)	2	5
Southeastern Okla. State (L)	1	11
at Okla. Panhandle State (W)	13	0
at Southwestern Okla. State (W)	8	0
at Southwestern Okla. State (L)	3	13
at Southwestern Okla. State (L)	12	5
*at Texas A&M-Kingsville (L)	3	12
*at Texas A&M-Kingsville (L)	3	10
*at Texas A&M-Kingsville (L)	8	9
*at Texas A&M-Kingsville (L)	5	12
*at Wayland Baptist (L)	8	4
*Eastern New Mexico (W)	7	3
*Eastern New Mexico (L)	2	3
Okla. Panhandle State (W)	10	3
*at Angelo State (L)	1	14
*at Angelo State (L)	1	8
*at Angelo State (L)	2	12
*at Angelo State (L)	2	4
*at Tarleton (L)	3	11
*at Tarleton (W)	5	2
*at Tarleton (W)	17	9
*at Tarleton (L)	5	7
*#17 Abilene Christian (L)	3	5
*#17 Abilene Christian (L)	0	2
*#13 Abilene Christian (L)	4	9
*#13 Abilene Christian (L)	1	4

2008

COACH: MARK JONES
OVERALL: 9-43 (6-37 LSC)
H: 5-17 | A: 4-26 | N: 0-0

at Sul Ross State (L)	6	8
at Sul Ross State (L)	2	3
at Sul Ross State (W)	13	4
*at Central Oklahoma (L)	0	19
*at Central Oklahoma (L)	1	9

*at Central Oklahoma (L)	14	15
*East Central (W)	13	12
*East Central (L)	10	11
*East Central (W)	10	9
*East Central (L)	0	10
at Univ. of the Southwest (W)	12	8
at Univ. of the Southwest (L)	3	21
*at Southwestern Okla. State (W)	8	4
*at Southwestern Okla. State (L)	0	9
*at Southwestern Okla. State (L)	20	21
*at Southwestern Okla. State (L)	13	14
*at Abilene Christian (L)	2	3
*at Abilene Christian (L)	2	23
*at Abilene Christian (L)	5	8
*at Abilene Christian (L)	5	8
at Okla. Panhandle State (L)	1	15
*Angelo State (W)	19	18
*Angelo State (L)	1	26
*Angelo State (L)	2	7
*Angelo State (L)	2	17
Okla. Panhandle State (L)	7	17
*at Texas A&M-Kingsville (L)	3	4
*at Texas A&M-Kingsville (L)	3	13
*at Texas A&M-Kingsville (L)	6	19
*at Texas A&M-Kingsville (L)	3	13
Wayland Baptist (L)	6	19
*at Tarleton (L)	4	27
*at Tarleton (L)	6	18
*at Tarleton (L)	5	13
*at Tarleton (L)	3	7
at #10 Wayland Baptist (L)	8	9
*Cameron (L)	2	7
*Cameron (W)	9	8
*Cameron (L)	7	8
*Cameron (L)	5	13
*at Southeastern Okla. State (L)	4	14
*at Southeastern Okla. State (L)	6	9
*at Southeastern Okla. State (L)	3	13
*at Southeastern Okla. State (L)	7	8
*Northeastern State (W)	16	10
*Northeastern State (L)	12	15
*Northeastern State (L)	6	10
*Northeastern State (L)	12	26
*Eastern New Mexico (L)	5	23
*Eastern New Mexico (L)	4	14
*Eastern New Mexico (L)	4	17
*Eastern New Mexico (L)	1	12



MATT VANDERBURG
10 YEARS (317-205)

2009

COACH: MATT VANDERBURG
OVERALL: 20-33 (13-29 LSC)
H: 9-13 | A: 11-20 | N: 0-0

at Sul Ross State (W)	13	9
at Sul Ross State (W)	11	1
at Sul Ross State (W)	11	6
at Univ. of the Southwest (W)	6	2
at Univ. of the Southwest (L)	0	1
*Central Oklahoma (W)	18	4
*Central Oklahoma (W)	8	6
*Central Oklahoma (L)	2	4
*Central Oklahoma (L)	6	8
*at East Central (W)	14	10
*at East Central (W)	13	12
*at East Central (L)	4	6
*at East Central (L)	4	14
Wayland Baptist (L)	3	4
*Southwestern Okla. State (L)	1	4
*Southwestern Okla. State (L)	5	14
*Southwestern Okla. State (L)	16	19
*Southwestern Okla. State (L)	1	9
at Hillsdale Baptist (W)	13	3
at Hillsdale Baptist (W)	13	3
*at #3 Abilene Christian (L)	6	7

*at #3 Abilene Christian (L)	4	6
*at #3 Abilene Christian (L)	0	16
*at #3 Abilene Christian (L)	1	6
Lubbock Christian (L)	0	15
*at #12 Angelo State (L)	4	5
*at #12 Angelo State (L)	0	11
*at #12 Angelo State (L)	7	9
at #12 Angelo State (W)	13	9
Okla. Panhandle State (W)	15	4
*Texas A&M-Kingsville (L)	6	7
*Texas A&M-Kingsville (L)	5	8
*Texas A&M-Kingsville (W)	10	3
*Texas A&M-Kingsville (W)	9	8
*Tarleton (W)	13	6
*Tarleton (W)	8	7
*Tarleton (W)	9	3
*Tarleton (L)	3	13
*at #25 Cameron (L)	7	16
*at #25 Cameron (W)	24	8
*at #25 Cameron (L)	11	12
*at #25 Cameron (L)	8	19
*Southeastern Okla. State (L)	1	8
*Southeastern Okla. State (L)	2	16
*Southeastern Okla. State (W)	9	8
at Wayland Baptist (L)	3	12
*at Northeastern State (L)	1	6
*at Northeastern State (L)	9	12
*at Northeastern State (L)	1	8
*at Eastern New Mexico (L)	4	5
*at Eastern New Mexico (W)	4	2
*at Eastern New Mexico (L)	10	11
*at Eastern New Mexico (L)	1	9

2010

COACH: MATT VANDERBURG
OVERALL: 23-20 (17-18 LSC)
H: 11-7 | A: 12-11 | N: 0-2

at McMurray (W)	7	4
vs. East Central (L)	2	7
vs. East Central (L)	5	9
*at Southwestern Okla. State (L)	1	2
*at Southwestern Okla. State (L)	2	6
*at Southwestern Okla. State (L)	6	14
Okla. Panhandle State (W)	27	7
*Angelo State (W)	13	8
*Angelo State (L)	6	10
*Angelo State (L)	4	6
*Angelo State (L)	5	18
*at Texas A&M-Kingsville (L)	3	6
*at Texas A&M-Kingsville (L)	6	9
*at Texas A&M-Kingsville (W)	9	6
*at Texas A&M-Kingsville (W)	5	4
Wayland Baptist (W)	11	3
*at Tarleton (L)	9	10
*at Tarleton (W)	8	6
*at Tarleton (W)	8	1
*at Tarleton (L)	3	4
at Okla. Panhandle State (W)	15	12
*Cameron (W)	15	6
*Cameron (W)	18	3
*Cameron (L)	0	8
*Cameron (L)	7	10
at #20 Southeastern Okla. St. (W)	10	9
at #20 Southeastern Okla. St. (L)	6	9
at #20 Southeastern Okla. St. (W)	6	4
at #20 Southeastern Okla. St. (L)	3	4
at Mid-America Christian (W)	5	3
at Mid-America Christian (W)	8	7
*Northeastern Oklahoma (L)	22	23
*Northeastern Oklahoma (W)	8	7
*Northeastern Oklahoma (W)	10	4
*Northeastern Oklahoma (W)	11	10
at Lubbock Christian (L)	8	11
*at Central Oklahoma (W)	8	7
*at Central Oklahoma (W)	8	3
at Wayland Baptist (L)	3	7
*Eastern New Mexico (L)	8	9

*Eastern New Mexico (W)	11	4
*Eastern New Mexico (W)	28	11
*Eastern New Mexico (W)	12	2

2011

COACH: MATT VANDERBURG
OVERALL: 30-19 (17-16 LSC)
H: 22-7 | A: 8-12 | N: 0-0

Sterling College (W)	12	4
Sterling College (W)	7	3
*Central Oklahoma (W)	19	6
*Central Oklahoma (W)	3	2
*Central Oklahoma (L)	2	13
at Univ. of the Southwest (W)	7	5
at Univ. of the Southwest (L)	3	4
at Eastern New Mexico (W)	17	3
*at Eastern New Mexico (W)	2	1
*at Eastern New Mexico (W)	7	5
Univ. of the Southwest (W)	12	0
Univ. of the Southwest (W)	16	2
Northwest Missouri State (W)	12	5
Northwest Missouri State (W)	14	9
Northwest Missouri State (W)	22	8
Northwest Missouri State (W)	17	6
*#14 Cameron (W)	2	1
*#14 Cameron (L)	2	14
*#14 Cameron (W)	16	6
*at Southwestern Okla. State (L)	9	19
*at Southwestern Okla. State (L)	1	4
*at Southwestern Okla. State (L/10/34)		
*#23 Incarnate Word (W)	9	6
*#23 Incarnate Word (L)	3	5
*#23 Incarnate Word (W)	9	5
Wayland Baptist (L)	2	6
*at Texas A&M-Kingsville (L)	7	10
*at Texas A&M-Kingsville (L)	10	2
*at Texas A&M-Kingsville (L)	7	17
at Okla. Panhandle State (W)	6	4
at Okla. Panhandle State (W)	9	6
*East Central (W)	9	3
*East Central (W)	14	6
*East Central (W)	15	5
at Wayland Baptist (L)	11	14
*at Southeastern Okla. State (L)	0	5
*at Southeastern Okla. State (W)	9	3
*at Southeastern Okla. St. (L/13)	4	5
Okla. Panhandle State (W)	20	4
Okla. Panhandle State (W)	5	4
*Abilene Christian (W)	11	1
*Abilene Christian (W)	13	8
*Abilene Christian (L)	9	10
*at Angelo State (L)	3	6
*at Angelo State (L/8)	8	9
*at Angelo State (L)	9	10
*#22 Tarleton (W)	15	11
*#22 Tarleton (L)	5	8
*#22 Tarleton (L)	5	8

2012

COACH: MATT VANDERBURG
OVERALL: 29-19 (16-12 LSC)
H: 18-9 | A: 11-8 | N: 0-1

at UT Permian Basin (W)	5	0
at UT Permian Basin (W)	1	0
Colorado Sch. of Mines (W)	16	0
Colorado Sch. of Mines (W)	10	4
Southwestern Okla. State (L)	1	7
Colorado Sch. of Mines (W)	15	1
Southwestern Okla. State (W)	9	8
Fort Hays State (L/10)	6	9
Fort Hays State (W)	11	8
Fort Hays State (W)	9	6
Wayland Baptist (W)	5	1
at Univ. of the Southwest (W)	11	4

at Univ. of the Southwest (L)	6	11
at St. Edward's (L)	9	19
at Okla. Panhandle State (W)	15	5
*Cameron (W)	12	2
*Cameron (W)	19	7
*Cameron (W)	10	9
*Cameron (W)	7	6
at Wayland Baptist (W)	11	4
*Tarleton (W)	7	2
*Tarleton (L)	0	3
*Tarleton (W)	4	3
*Tarleton (W)	15	4
Okla. Panhandle State (W)	16	3
Okla. Panhandle State (L)	5	7
*#7 Angelo State (W)	5	4
*#7 Angelo State (L/8)	1	3
*#7 Angelo State (W)	19	7
*#7 Angelo State (L)	7	13
*at Abilene Christian (L)	7	10
*at Abilene Christian (W)	2	1
*at Abilene Christian (W)	8	0
*at Abilene Christian (L)	4	14
*#25 Texas A&M-Kingsville (L)	5	8
*#25 Texas A&M-Kingsville (W)	16	6
*#25 Texas A&M-Kingsville (L)	3	15
*#25 Texas A&M-Kingsville (W)	9	6
*at Incarnate Word (L)	1	3
*at Incarnate Word (W/8)	6	4
*at Incarnate Word (L)	0	5
*at Incarnate Word (L)	7	8
*Eastern New Mexico (W)	8	1
*Eastern New Mexico (L)	6	7
*Eastern New Mexico (W)	3	2
*Eastern New Mexico (L)	2	5
LSC Tournament (San Angelo, TX)		
vs. Incarnate Word (L)	1	4
at Angelo State (L)	5	12

2013

COACH: MATT VANDERBURG
OVERALL: 30-21 (15-13 LSC)
H: 20-11 | A: 10-10 | N: 0-0

Colorado State-Pueblo (W)	7	6
Colorado State-Pueblo (L)	0	5
Colorado State-Pueblo (W)	17	3
Colorado State-Pueblo (W)	9	2
Colorado Sch. of Mines (W)	4	1
Colorado Sch. of Mines (W)	7	0
Colorado Sch. of Mines (L)	2	4
Univ. of the Southwest (W)	3	1
Univ. of the Southwest (W)	11	0
Colorado Christian (W)	3	2
Colorado Christian (W)	13	3
Colorado Christian (W)	11	1
at #16 Lubbock Christian (L)	3	7
#16 Lubbock Christian (L/10)	8	9
St. Edward's (L)	3	8
at McMurry (W)	6	0
at McMurry (L)	5	6
*at Cameron (W)	20	8
*at Cameron (L/11)	6	7
*at Cameron (L)	1	3
*at Cameron (W)	10	4
Wayland Baptist (W)	12	0
*Tarleton (L/9)	2	3
*Tarleton (W/10)	5	4
*Tarleton (L)	2	6
*Tarleton (L)	7	9
*at #22 Angelo State (L)	6	9
*at #22 Angelo State (L)	3	7
*at #22 Angelo State (W)	3	1
*at #22 Angelo State (W)	14	3
*Abilene Christian (W)	7	3
*Abilene Christian (L)	0	3
*Abilene Christian (W)	3	1
*Abilene Christian (W)	11	2

at Wayland Baptist (W)	20	13
*at Texas A&M-Kingsville (L)	0	1
*at Texas A&M-Kingsville (W)	6	1
*at Texas A&M-Kingsville (L)	4	6
*at Texas A&M-Kingsville (W)	13	8
*Incarnate Word (W)	22	0
*Incarnate Word (L)	8	10
*Incarnate Word (W/10)	2	1
*Incarnate Word (W)	12	7
*at Eastern New Mexico (W)	10	0
*at Eastern New Mexico (L)	2	4
*at Eastern New Mexico (L)	3	6
*at Eastern New Mexico (W)	6	4
LSC Tournament (Canyon, TX)		
Angelo State (W)	12	0
Texas A&M-Kingsville (L)	5	6
Tarleton (L)	3	6

2014

COACH: MATT VANDERBURG
 OVERALL: 37-21 (21-14 LSC)
 H: 17-7 | A: 16-11 | N: 4-3

Colorado State-Pueblo (W)	4	3
Colorado State-Pueblo (L/10)	4	5
Colorado State-Pueblo (L)	1	2
Southwestern Okla. State (W)	5	4
at McMurry (W)	5	0
at McMurry (W)	6	1
at McMurry (W)	6	0
at McMurry (W)	9	2
New Mexico Highlands (W)	6	0
New Mexico Highlands (W)	5	3
New Mexico Highlands (W)	12	3
Texas A&M-International (W)	7	1
*Texas A&M-Kingsville (W)	9	6
*Texas A&M-Kingsville (W)	11	1
*Texas A&M-Kingsville (L)	0	1
*Texas A&M-Kingsville (W/10)	2	1
*at Eastern New Mexico (W)	6	4
*at Eastern New Mexico (W)	11	3
*at Eastern New Mexico (W)	13	0
*at Eastern New Mexico (L/11)	5	6
*#10 Angelo State (W)	5	2
*#10 Angelo State (W)	1	0
*#10 Angelo State (W)	3	0
*#10 Angelo State (W/13)	7	6
at Southwestern Okla. State (W)	10	6
*at Tarleton (W/10)	8	4
*at Tarleton (W/15)	2	1
*at Tarleton (W)	7	0
*at Tarleton (L)	3	6
*Cameron (L)	3	4
*Cameron (L)	4	11
*Cameron (W)	9	4
*Cameron (W)	13	6
*at Texas A&M-Kingsville (L)	3	10
*at Texas A&M-Kingsville (L)	2	10
*at Texas A&M-Kingsville (W)	9	2
at Wayland Baptist (W)	15	6
*Eastern New Mexico (W)	14	4
*Eastern New Mexico (L)	5	7
*Eastern New Mexico (W)	10	8
*at Angelo State (L)	7	8
*at Angelo State (L/8)	8	10
*at Angelo State (W)	5	1
Wayland Baptist (L)	19	20
*Tarleton (W)	11	5
*Tarleton (L)	4	7
*Tarleton (L)	4	16
*at Cameron (L)	3	8
*at Cameron (W)	16	11
*at Cameron (L)	14	15
LSC Tournament (Kingsville, TX)		
vs. Tarleton (L)	4	8
at Texas A&M-Kingsville (W)	4	3
vs. Angelo State (W/10)	4	3

vs. Tarleton (L)	3	4
NCAA Regionals (Grand Junction, CO)		
Tarleton (W)	13	10
Texas A&M-Kingsville (W)	17	3
at #4 Colorado Mesa (L)	6	9
Texas A&M-Kingsville (L)	4	7

2015

COACH: MATT VANDERBURG
 OVERALL: 36-20 (23-12 LSC)
 H: 17-3 | A: 17-11 | N: 2-6

Southwestern Okla. State (W)	6	5
Southwestern Okla. State (W)	4	3
vs. Arkansas-Monticello (L)	3	4
vs. #9 Southern Arkansas (L/10)	3	4
at Southwestern Okla. St. (W/10)	9	8
at Oklahoma Christian (W)	5	1
at Oklahoma Christian (W)	12	0
at Oklahoma Christian (W)	9	3
vs. Dakota State (W)	18	3
at New Mexico Highlands (L)	2	11
at New Mexico Highlands (W)	3	1
at New Mexico Highlands (L/10)	1	2
*at Texas A&M-Kingsville (L)	3	6
*at Texas A&M-Kingsville (L)	3	1
*at Texas A&M-Kingsville (L)	1	2
*at Texas A&M-Kingsville (L)	2	3
*Eastern New Mexico (W)	8	6
*Eastern New Mexico (L)	2	9
*Eastern New Mexico (W)	9	8
*Eastern New Mexico (W)	7	4
*at #5 Angelo State (L)	0	1
*at #5 Angelo State (W/8)	6	5
*at #5 Angelo State (L)	0	2
*at #5 Angelo State (W)	5	2
*Tarleton (W)	6	1
*Tarleton (W)	4	2
*Tarleton (W)	6	1
*Tarleton (W)	6	1
*at Cameron (L/11)	1	2
*at Cameron (L)	1	2
*at Cameron (W)	10	5
*at Cameron (W)	7	2
*Texas A&M-Kingsville (W)	10	0
*Texas A&M-Kingsville (L/8)	4	5
*Texas A&M-Kingsville (W)	7	6
at Lubbock Christian (W)	21	17
*at Eastern New Mexico (W)	2	1
*at Eastern New Mexico (W)	10	8
*at Eastern New Mexico (L)	2	9
Lubbock Christian (W)	6	5
*Angelo State (W/11)	2	1
*Angelo State (W)	3	2
*Angelo State (L)	7	9
at Wayland Baptist (W)	6	5
*at Tarleton (W)	9	3
*at Tarleton (L)	2	6
*at Tarleton (W/10)	2	1
*Cameron (W)	13	4
*Cameron (W)	7	6
*Cameron (W)	16	10
LSC Tournament (Kingsville, TX)		
vs. Angelo State (L)	5	6
at Texas A&M-Kingsville (W)	11	5
vs. Tarleton (L)	6	7
NCAA Regionals (Grand Junction, CO)		
vs. #15 St. Edward's (W)	5	0
vs. #19 CSU-Pueblo (L)	2	5
vs. St. Mary's (L)	2	3

2016

COACH: MATT VANDERBURG
 OVERALL: 36-20 (21-14 LSC)
 H: 21-7 | A: 13-10 | N: 2-3

Colorado Sch. of Mines (W)	6	3
#11 St. Edward's (W)	8	3
Southwestern Okla. State (W)	4	3
at Lubbock Christian (L)	3	13
vs. Northeastern State (L)	1	5
at Northwestern Okla. State (W)	8	0
at Northwestern Okla. State (W/11)	3	2
New Mexico Highlands (W)	11	1
New Mexico Highlands (W)	2	0
New Mexico Highlands (W)	8	4
New Mexico Highlands (W)	4	2
Oklahoma Christian (W)	6	1
Oklahoma Christian (W/8)	13	12
Oklahoma Christian (L)	6	18
*Tarleton (W)	5	1
*Tarleton (L)	6	8
*Tarleton (W)	7	0
*Tarleton (W)	18	8
*at Cameron (W)	6	3
*at Cameron (L)	3	6
*at Cameron (W/8)	5	4
*at Cameron (W)	10	0
*Angelo State (W)	2	1
*Angelo State (L)	2	3
*Angelo State (W)	4	2
*Angelo State (L)	5	8
*at Eastern New Mexico (W)	10	7
*at Eastern New Mexico (W)	16	5
*at Eastern New Mexico (W/9)	2	0
*at Eastern New Mexico (W)	1	0
*at #22 Texas A&M-Kingsville (L)	0	3
*at #22 Texas A&M-Kingsville (W)	6	1
*at #22 Texas A&M-Kingsville (L)	3	9
*at #22 Texas A&M-Kingsville (L)	4	9
*at Tarleton (W)	10	6
*at Tarleton (L)	0	2
*at Tarleton (W)	6	4
#10 Lubbock Christian (W/15)	7	6
*Cameron (W)	7	6
*Cameron (W)	9	7
*Cameron (L)	0	4
*at Angelo State (L)	1	2
*at Angelo State (L)	5	7
*at Angelo State (L)	6	7
*Eastern New Mexico (W)	15	5
*Eastern New Mexico (W)	5	3
*#18 Texas A&M-Kingsville (L)	8	14
*#18 Texas A&M-Kingsville (L)	6	9
*#18 Texas A&M-Kingsville (W)	12	1
LSC Tournament (San Angelo, TX)		
vs. #22 Texas A&M-Kingsville (W)	5	2
vs. Cameron (W/10)	8	7
at Angelo State (L)	1	5
at Angelo State (W)	4	2
NCAA Regionals (Grand Junction, CO)		
vs. #19 Angelo State (L)	1	4
vs. Lubbock Christian (L)	2	4

2017

COACH: MATT VANDERBURG
 OVERALL: 36-18 (13-9 LSC)
 H: 18-8 | A: 16-8 | N: 2-2

at New Mexico Highlands (W)	9	1
at New Mexico Highlands (W)	21	2
at New Mexico Highlands (W)	9	5
Northwestern Oklahoma State (W)	15	0
Northwestern Oklahoma State (W)	8	0
Northwestern Oklahoma State (W)	17	7
Oklahoma Panhandle State (W)	22	1
Oklahoma Panhandle State (W)	13	1

Oklahoma Panhandle State (W)	12	2
#6 Lubbock Christian (L)	2	3
at #15 Tarleton (W)	5	3
at #15 Tarleton (L)	4	9
at #15 Tarleton (W)	10	4
at #15 Tarleton (W)	13	4
#10 Texas A&M-Kingsville (W)	8	0
#10 Texas A&M-Kingsville (W)	7	0
#10 Texas A&M-Kingsville (W)	9	4
#10 Texas A&M-Kingsville (W)	13	0
at #2 Angelo State (L)	1	7
at #2 Angelo State (L)	1	9
at #2 Angelo State (W)	3	1
at #2 Angelo State (W)	8	6
*at Eastern New Mexico (W)	2	1
*at Eastern New Mexico (L)	1	7
*at Eastern New Mexico (W)	3	1
*at Eastern New Mexico (W)	6	4
*UT Permian Basin (W)	9	3
*UT Permian Basin (W)	7	1
*UT Permian Basin (W)	5	3
*UT Permian Basin (W)	2	0
at #14 Lubbock Christian (L)	1	2
Arkansas-Fort Smith (W)	5	1
Arkansas-Fort Smith (L)	4	5
Arkansas-Fort Smith (L)	4	11
*at Cameron (L)	5	6
*at Cameron (W)	7	4
*Tarleton (L)	2	4
*Tarleton (L)	0	3
*Tarleton (W)	4	3
*Tarleton (W)	6	1
*at #21 Texas A&M-Kingsville (W)	4	2
*at #21 Texas A&M-Kingsville (W)	6	1
*at #21 Texas A&M-Kingsville (L/10)	6	7
*at #21 Texas A&M-Kingsville (L)	2	3
*#14 Angelo State (L)	0	3
*#14 Angelo State (W)	6	5
*#14 Angelo State (L)	3	13
*#14 Angelo State (L)	7	9
LSC Tournament (San Angelo, TX)		
vs. Texas A&M-Kingsville (W)	3	0
at Angelo State (W)	5	3
at Angelo State (W)	9	6
NCAA Regionals (San Angelo, TX)		
vs. Lubbock Christian (L)	1	2
at Angelo State (W)	2	1
vs. Arkansas-Fort Smith (L)	1	3

2018

COACH: MATT VANDERBURG
 OVERALL: 40-14 (20-4 LSC)
 H: 26-5 | A: 13-8 | N: 1-1

at Colorado State-Pueblo (W)	9	3
vs. Adams State (W)	7	4
at Colorado State-Pueblo (L)	5	12
New Mexico Highlands (W/8)	4	3
New Mexico Highlands (W)	12	3
New Mexico Highlands (W)	11	1
Adams State (W)	8	1
Adams State (W)	5	0
Adams State (W)	2	0
Adams State (W)	19	2
at Arkansas-Fort Smith (W)	11	6
at Arkansas-Fort Smith (L)	1	5
at Arkansas-Fort Smith (W/10)	5	4
Tarleton (W)	3	2
Tarleton (W)	16	13
Tarleton (W)	14	3
Tarleton (W)	14	4
at #19 Texas A&M-Kingsville (L)	4	9
at #19 Texas A&M-Kingsville (W/11)	8	5
at #19 Texas A&M-Kingsville (L)	4	5
at #19 Texas A&M-Kingsville (L)	4	12
Angelo State (L)	6	14
Angelo State (W/9)	5	4
Angelo State (L)	2	4

ABILENE CHRISTIAN

ACU LEADS 57-27 | STREAK: W2 | H: 16-23 | A: 11-33 | N: 0-1

Date	Score	W/L/T	H/A/N
Apr. 29, 1994	2-7	L	A
Apr. 29, 1994	6-7	L	A
Apr. 30, 1994	1-9	L	A
Apr. 30, 1994	0-3	L	A
May 6, 1994	10-16	L	N
Mar. 10, 1995	5-3	W	A
Apr. 20, 1995	10-9	W	H
Apr. 21, 1995	10-3	W	H
Apr. 21, 1995	5-4	W	H
Apr. 22, 1995	2-23	L	H
Apr. 19, 1996	4-9	L	A
Apr. 19, 1996	14-11	W	A
Apr. 20, 1996	5-11	L	A
Apr. 20, 1996	12-9	W	A
Apr. 18, 1997	10-3	W	H
Apr. 18, 1997	7-11	L	H
Apr. 19, 1997	8-2	W	H
Apr. 19, 1997	8-6	W	H
Apr. 24, 1998	3-4 (9)	L	A
Apr. 24, 1998	1-5	L	A
Apr. 25, 1998	4-7	L	A
Apr. 25, 1998	5-4	W	A
Apr. 9, 1999	8-7	W	H
Apr. 9, 1999	5-12	L	H
Apr. 10, 1999	5-12	L	H
Apr. 10, 1999	11-15	L	H
Mar. 31, 2000	8-9	L	A
Mar. 31, 2000	4-8	L	A
Apr. 1, 2000	1-9	L	A
Apr. 1, 2000	9-6	W	A
Mar. 4, 2001	4-2	W	H
Mar. 4, 2001	3-8	L	H
Mar. 5, 2001	10-15	L	H
Mar. 30, 2001	1-8	L	A
Mar. 30, 2001	1-17	L	A
Mar. 31, 2001	2-5	L	A
Mar. 1, 2002	3-4	L	A
Mar. 1, 2002	2-6	L	A
Mar. 29, 2002	3-0	W	H
Mar. 29, 2002	0-9	L	H
Mar. 30, 2002	8-7 (10)	W	H
Feb. 21, 2003	9-10	L	H
Feb. 21, 2003	1-12	L	H
Feb. 22, 2003	9-13	L	H
Mar. 21, 2003	4-10	L	A
Mar. 21, 2003	6-16	L	A
Mar. 22, 2003	9-7	W	A
Feb. 20, 2004	12-2	W	A
Feb. 20, 2004	4-10	L	A
Feb. 21, 2004	1-6	L	A
Apr. 23, 2004	9-10	L	H
Apr. 23, 2004	2-1	W	H
Apr. 24, 2004	4-6	L	H
Apr. 1, 2005	3-8	L	H
Apr. 1, 2005	4-26	L	H
Apr. 2, 2005	2-15	L	H
Apr. 2, 2005	2-11	L	H
Apr. 29, 2006	4-3	W	A
Apr. 29, 2006	3-10	L	A
Apr. 30, 2006	0-12	L	A
Apr. 30, 2006	4-3	W	A
Apr. 27, 2007	3-5	L	H
Apr. 27, 2007	0-2	L	H
Apr. 28, 2007	4-9	L	H
Apr. 28, 2007	1-4	L	H
Mar. 7, 2008	2-3 (10)	L	A
Mar. 8, 2008	5-8	L	A
Mar. 8, 2008	2-23	L	A
Mar. 9, 2008	1-15	L	A
Mar. 6, 2009	6-7	L	A
Mar. 6, 2009	4-6	L	A
Mar. 7, 2009	0-16	L	A
Mar. 7, 2009	1-6	L	A
Apr. 15, 2011	11-1	W	H
Apr. 16, 2011	13-8	W	H
Apr. 16, 2011	9-10	L	H
Apr. 5, 2012	7-10	L	A
Apr. 6, 2012	2-1	W	A
Apr. 6, 2012	8-0	W	A
Apr. 7, 2012	4-14	L	A
Apr. 5, 2013	7-3	W	H
Apr. 6, 2013	0-3	L	H
Apr. 6, 2013	3-1	W	H
Apr. 7, 2013	11-2	W	H

ADAMS STATE

WT LEADS 5-0 | STREAK: W5 | H: 4-0 | A: 0-0 | N: 1-0

Date	Score	W/L/T	H/A/N
Feb. 3, 2018	7-4	W	N
Feb. 16, 2018	8-1	W	H
Feb. 17, 2018	5-0	W	H
Feb. 17, 2018	2-0	W	H
Feb. 18, 2018	19-2	W	H

AIR FORCE

AIR FORCE LEADS 1-0 | STREAK: L1 | H: 0-0 | A: 0-0 | N: 0-1

Date	Score	W/L/T	H/A/N
Feb. 1, 1996	6-16	L	N

ANGELO STATE

ASU LEADS 51-32 | STREAK: W1 | H: 16-19 | A: 15-27 | N: 1-4

Date	Score	W/L/T	H/A/N
Apr. 22, 2005	5-8	L	A
Apr. 22, 2005	1-4	L	A
Apr. 23, 2005	3-11	L	A
Apr. 23, 2005	1-8	L	A
Apr. 14, 2006	3-9	L	H
Apr. 14, 2006	0-11	L	H
Apr. 15, 2006	2-15	L	H
Apr. 15, 2006	6-19	L	H
May 7, 2006	3-7 (11)	L	N
Apr. 13, 2007	1-14	L	A
Apr. 13, 2007	1-8	L	A
Apr. 14, 2007	2-12	L	A
Apr. 14, 2007	2-4	L	A
Mar. 14, 2008	19-18	W	H
Mar. 15, 2008	1-26	L	H
Mar. 15, 2008	2-7	L	H
Mar. 16, 2008	2-17	L	H
Mar. 14, 2009	4-5	L	A
Mar. 14, 2009	0-11	L	A
Mar. 15, 2009	7-9	L	A
Mar. 15, 2009	13-9	W	A
Mar. 5, 2010	13-8	W	H
Mar. 5, 2010	6-10	L	H
Mar. 6, 2010	4-6	L	H
Mar. 6, 2010	5-18	L	H
Apr. 22, 2011	3-6	L	A
Apr. 23, 2011	8-9 (8)	L	A
Apr. 23, 2011	9-10	L	A
Mar. 30, 2012	5-4	W	H
Mar. 31, 2012	1-3 (8)	L	H
Mar. 31, 2012	19-7	W	H
Apr. 1, 2012	7-13	L	H
May 6, 2012	5-12	L	N
Mar. 28, 2013	6-9	L	A
Mar. 29, 2013	3-7	L	A
Mar. 29, 2013	3-1	W	A
Mar. 30, 2013	14-3	W	A
May 3, 2013	12-0	W	H
Mar. 14, 2014	5-2	W	H
Mar. 15, 2014	1-0	W	H
Mar. 15, 2014	3-0	W	H
Mar. 16, 2014	7-6 (13)	W	H
Apr. 18, 2014	7-8	L	A
Apr. 19, 2014	8-10 (8)	L	A
Apr. 19, 2014	5-1	W	A
May 10, 2014	4-3 (10)	W	N
Mar. 13, 2015	0-1	L	A
Mar. 14, 2015	6-5 (8)	W	A
Mar. 14, 2015	0-2	L	A
Mar. 15, 2015	5-2	W	A
Apr. 17, 2015	2-1 (11)	W	H
Apr. 18, 2015	3-2	W	H
Apr. 18, 2015	7-9	L	H
May 7, 2015	5-6	L	N
Mar. 18, 2016	2-1	W	H
Mar. 19, 2016	2-3	L	H
Mar. 19, 2016	4-2	W	H
Mar. 20, 2016	5-8	L	H
Apr. 22, 2016	1-2	L	A
Apr. 23, 2016	5-7	L	A
Apr. 23, 2016	6-7	L	A
May 14, 2016	1-5	L	A
May 14, 2016	4-2	W	A
May 19, 2016	1-4	L	N
Mar. 17, 2017	1-7	L	A
Mar. 18, 2017	1-9	L	A
Mar. 18, 2017	3-1	W	A
Mar. 19, 2017	8-6	W	A
May 5, 2017	0-3	L	H
May 6, 2017	6-5	W	H
May 6, 2017	3-13	L	H
May 7, 2017	7-9	L	H
May 12, 2017	5-3	W	A
May 13, 2017	9-6	W	A
May 20, 2017	2-1	W	A
Mar. 16, 2018	6-14	L	H
Mar. 17, 2018	5-4 (9)	W	H
Mar. 17, 2018	2-4	L	H
Mar. 18, 2018	19-9	W	H
May 4, 2018	6-3	W	A
May 5, 2018	5-4	W	A
May 5, 2018	4-7	L	A
May 6, 2018	6-3	W	A

ARKANSAS-FORT SMITH

UAFS LEADS 4-3 | STREAK: W1 | H: 1-2 | A: 2-1 | N: 0-1

Date	Score	W/L/T	H/A/N
Apr. 7, 2017	5-1	W	H
Apr. 7, 2017	4-5	L	H
Apr. 8, 2017	4-11	L	H
May 21, 2017	1-3	L	N
Feb. 25, 2018	11-6	W	A
Feb. 25, 2018	1-5	L	A
Feb. 26, 2018	5-4 (10)	W	A

ARKANSAS-MONTICELLO

UAM LEADS 1-0 | STREAK: L1 | H: 0-0 | A: 0-0 | N: 0-1

Date	Score	W/L/T	H/A/N
Feb. 14, 2015	3-4	L	N

BELLEVUE (NEBRASKA)

BU LEADS 3-0 | STREAK: L3 | H: 0-3 | A: 0-0 | N: 0-0

Date	Score	W/L/T	H/A/N
Feb. 26, 1994	2-25	L	H
Feb. 26, 1994	8-21	L	H
Mar. 2, 1994	6-13	L	H

BUENA VISTA (IOWA)

WT LEADS 2-1 | STREAK: W1 | H: 2-1 | A: 0-0 | N: 0-0

Date	Score	W/L/T	H/A/N
Mar. 30, 1994	4-0	W	H
Apr. 2, 1994	9-14	L	H
Apr. 2, 1994	5-3	W	H

CAMERON

WT LEADS 43-34 | STREAK: W6 | H: 30-17 | A: 12-17 | N: 1-0

Date	Score	W/L/T	H/A/N
Feb. 27, 1996	4-5	L	A
Feb. 27, 1996	7-8	L	A
Feb. 28, 1997	15-9	W	H
Mar. 1, 1997	7-4	W	H
Apr. 17, 1998	11-10	W	H
Apr. 17, 1998	14-5	W	H
Apr. 17, 1998	21-8	W	H
Apr. 17, 1998	16-20	L	H
Apr. 2, 1999	10-3	W	A
Apr. 2, 1999	13-6	W	A
Mar. 24, 2000	4-6	L	H
Mar. 24, 2000	5-4	W	H
Mar. 25, 2000	6-2	W	H
Mar. 25, 2000	7-3	W	H
Mar. 4, 2005	6-19	L	H
Mar. 4, 2005	7-6	W	H
Mar. 5, 2005	12-23	L	H
Mar. 5, 2005	5-10	L	H
Feb. 24, 2006	1-2 (8)	L	A
Feb. 24, 2006	6-12	L	A
Feb. 25, 2006	0-6	L	A
Feb. 25, 2006	1-6	L	A
Feb. 17, 2007	1-9	L	H
Feb. 17, 2007	4-7	L	H
Feb. 18, 2007	8-6	W	H
Feb. 18, 2007	6-13	L	H
Apr. 5, 2008	2-7	L	H
Apr. 5, 2008	9-8	W	H
Apr. 6, 2008	7-8	L	H
Apr. 6, 2008	5-13	L	H
Apr. 3, 2009	7-16	L	A
Apr. 3, 2009	24-8	W	A
Apr. 4, 2009	11-12 (8)	L	A
Apr. 4, 2009	8-19	L	A
Mar. 28, 2010	15-6	W	H
Mar. 28, 2010	18-3	W	H
Mar. 29, 2010	0-9	L	H
Mar. 29, 2010	7-10	L	H
Mar. 4, 2011	2-1	W	H
Mar. 5, 2011	2-14	L	H
Mar. 5, 2011	16-6	W	H
Mar. 16, 2012	12-2	W	H
Mar. 17, 2012	19-7	W	H
Mar. 17, 2012	10-9	W	H
Mar. 18, 2012	7-6	W	H
Mar. 15, 2013	20-8	W	A
Mar. 16, 2013	6-7 (11)	L	A
Mar. 16, 2013	1-3	L	A
Mar. 17, 2013	10-4	W	A
Mar. 28, 2014	3-4	L	H
Mar. 29, 2014	4-11	L	H
Mar. 29, 2014	9-4	W	H
Mar. 30, 2014	13-6	W	H
Mar. 27, 2015	1-2 (11)	L	A
Mar. 28, 2015	1-2	L	A
Mar. 28, 2015	10-5	W	A
Mar. 29, 2015	7-2	W	A
May 1, 2015	13-4	W	H
May 2, 2015	7-6	W	H
May 2, 2015	16-10	W	H
Mar. 13, 2016	6-3	W	A

Mar. 13, 2016	3-6	L	A
Mar. 14, 2016	5-4 (8)	W	A
Mar. 14, 2016	10-0	W	A
Apr. 16, 2016	7-6	W	H
Apr. 17, 2016	9-7	W	H
Apr. 17, 2016	0-4	L	H
May 13, 2016	8-7 (10)	W	N
Apr. 15, 2017	5-6	L	A
Apr. 15, 2017	7-4	W	A
Apr. 15, 2018	10-5	W	H
Apr. 15, 2018	12-2	W	H
Apr. 16, 2018	9-2	W	H
Apr. 16, 2018	12-2	W	H

CENTRAL MISSOURI

UCM LEADS 5-1 | STREAK: L3 | H: 1-3 | A: 0-2 | N: 0-0

Date	Score	W/L/T	H/A/N
Feb. 28, 1998	2-4	L	H
Feb. 28, 1998	4-6	L	H
Mar. 1, 1998	12-7	W	H
Mar. 1, 1998	6-18	L	H
Mar. 19, 1999	3-10	L	A
Mar. 20, 1999	0-1	L	A

CENTRAL OKLAHOMA

UCO LEADS 31-15 | STREAK: L1 | H: 10-11 | A: 4-19 | N: 1-1

Date	Score	W/L/T	H/A/N
Apr. 15, 1994	2-19	L	H
Apr. 15, 1994	1-3	L	H
Apr. 16, 1994	0-12	L	H
Apr. 16, 1994	0-10	L	H
May 5, 1994	2-14	L	A
Apr. 13, 1995	3-7	L	A
Apr. 14, 1995	6-22	L	A
Apr. 14, 1995	5-8	L	A
Apr. 15, 1995	17-1	W	A
Apr. 15, 1995	4-5	L	A
Apr. 12, 1996	5-2	W	H
Apr. 12, 1996	7-4	W	H
Apr. 13, 1996	12-6	W	H
Apr. 13, 1996	18-14	W	H
Apr. 13, 1997	4-9	L	A
Apr. 13, 1997	16-11	W	A
Apr. 14, 1997	2-3	L	A
Apr. 14, 1997	2-12	L	A
Mar. 14, 1998	10-4 (9)	W	N
Mar. 21, 1998	6-1	W	H
Mar. 22, 1998	8-4	W	H
Mar. 12, 2005	2-15	L	A
Mar. 12, 2005	1-19	L	A
Mar. 13, 2005	1-5	L	A
Mar. 13, 2005	1-2	L	A
Mar. 4, 2006	4-8	L	H
Mar. 4, 2006	6-12	L	H
Mar. 5, 2006	0-11	L	H
Mar. 5, 2006	4-7	L	H
May 6, 2006	7-8	L	N
Feb. 23, 2007	5-8	L	A
Feb. 23, 2007	1-2	L	A
Feb. 24, 2007	4-7	L	A
Feb. 24, 2007	7-11	L	A
Feb. 17, 2008	0-19	L	A
Feb. 18, 2008	1-9	L	A
Feb. 18, 2008	14-15	L	A
Feb. 14, 2009	18-4	W	H
Feb. 14, 2009	8-6 (12)	W	H
Feb. 15, 2009	4-6	L	H
Feb. 15, 2009	6-8	L	H
Apr. 19, 2010	8-7 (8)	W	A
Apr. 19, 2010	8-3	W	A
Feb. 12, 2011	19-6	W	H
Feb. 13, 2011	3-2	W	H
Feb. 13, 2011	2-13	L	H

COLORADO CHRISTIAN

WT LEADS 3-0 | STREAK: W3 | H: 3-0 | A: 0-0 | N: 0-0

Date	Score	W/L/T	H/A/N
Feb. 23, 2013	3-2	W	H
Feb. 23, 2013	13-3	W	H
Feb. 24, 2013	11-1	W	H

COLORADO MESA

CMU LEADS 2-0 | STREAK: L2 | H: 0-0 | A: 0-2 | N: 0-0

Date	Score	W/L/T	H/A/N
Feb. 10, 1996	2-5	L	N
May 17, 2014	6-9	L	A

COLORADO SCHOOL OF MINES

WT LEADS 8-1 | STREAK: W1 | H: 8-1 | A: 0-2 | N: 0-0

Date	Score	W/L/T	H/A/N
Mar. 18, 1997	8-7 (9)	W	H
Mar. 18, 1997	8-1	W	H
Feb. 17, 2012	16-0	W	H
Feb. 17, 2012	10-4	W	H

Feb. 19, 2012	15-1	W	H
Feb. 16, 2013	4-1	W	H
Feb. 16, 2013	7-0	W	H
Feb. 17, 2013	2-4	L	H
Feb. 5, 2016	6-3	W	H

COLORADO STATE-PUEBLO

CSUP LEADS 12-8 | STREAK: L1 | H: 3-5 | A: 5-6 | N: 0-1

Date	Score	W/L/T	H/A/N
Feb. 9, 1996	13-15	L	A
Mar. 1, 1996	1-10	L	H
Mar. 2, 1996	1-7	L	H
Mar. 18, 2000	4-3	W	H
Mar. 18, 2000	1-5	L	H
Mar. 19, 2000	10-14	L	H
Feb. 2, 2001	5-7	L	A
Feb. 3, 2001	9-6	W	A
Feb. 3, 2001	5-7	L	A
Feb. 4, 2001	11-8	W	A
Feb. 8, 2013	7-6	W	H
Feb. 9, 2013	0-5	L	H
Feb. 9, 2013	17-3	W	H
Feb. 10, 2013	9-2	W	H
Feb. 8, 2014	4-3	W	A
Feb. 9, 2014	4-5 (10)	L	A
Feb. 9, 2014	1-2	L	A
May 15, 2015	2-5	L	N
Feb. 2, 2018	9-3	W	A
Feb. 3, 2018	5-12	L	A

DAKOTA STATE (SOUTH DAKOTA)

WT LEADS 10-1 | STREAK: W1 | H: 0-0 | A: 0-0 | N: 1-0

Date	Score	W/L/T	H/A/N
Feb. 14, 2015	18-3	W	N

DALLAS BAPTIST

DBU LEADS 5-1 | STREAK: L2 | H: 10 | A: 0-5 | N: 0-0

Date	Score	W/L/T	H/A/N
Mar. 7, 1997	8-14	L	A
Mar. 8, 1997	1-13	L	A
Mar. 8, 1997	5-6	L	A
Mar. 10, 1998	15-11	W	H
Feb. 1, 2003	5-15	L	A
Feb. 1, 2003	7-10	L	A

DENVER

WT LEADS 1-0 | STREAK: W1 | H: 0-0 | A: 0-0 | N: 1-0

Date	Score	W/L/T	H/A/N
Feb. 10, 1996	8-3	W	N

EAST CENTRAL

ECU LEADS 18-16 | STREAK: W3 | H: 11-8 | A: 5-6 | N: 0-4

Date	Score	W/L/T	H/A/N
Mar. 13, 1998	8-11	L	N
Mar. 14, 2003	25-12	W	H
Mar. 14, 2003	5-14	L	H
Mar. 15, 2003	1-2	L	H
Mar. 15, 2003	8-5	W	H
Feb. 6, 2004	0-10	L	N
Mar. 9, 2004	6-16	L	A
Mar. 10, 2004	5-13	L	A
Mar. 10, 2004	2-9	L	A
Mar. 19, 2005	18-4	W	H
Mar. 19, 2005	7-13	L	H
Mar. 20, 2005	5-3	W	H
Mar. 20, 2005	1-15	L	H
Mar. 10, 2006	6-5 (9)	W	A
Mar. 10, 2006	10-5	W	A
Mar. 11, 2006	4-2 (8)	W	A
Mar. 11, 2006	5-6	L	A
Mar. 2, 2007	7-4	W	H
Mar. 2, 2007	3-2 (9)	W	H
Mar. 3, 2007	6-7 (9)	L	H
Mar. 3, 2007	9-12	L	H
Feb. 22, 2008	13-12	W	H
Feb. 23, 2008	10-11 (10)	L	H
Feb. 23, 2008	10-9	W	H
Feb. 24, 2008	0-10	L	H
Feb. 20, 2009	14-10	W	A
Feb. 20, 2009	13-12	W	A
Feb. 21, 2009	4-6	L	A
Feb. 21, 2009	4-14	L	A
Feb. 15, 2010	2-7	L	N
Feb. 15, 2010	5-9	L	N
Apr. 1, 2011	9-3	W	H
Apr. 2, 2011	14-6	W	H
Apr. 2, 2011	15-5	W	H

EASTERN NEW MEXICO

WT LEADS 65-53 | STREAK: W7 | H: 39-23 | A: 25-29 | N: 1-1

Date	Score	W/L/T	H/A/N
Apr. 8, 1994	2-18	L	H
Apr. 8, 1994	0-15	L	H
Apr. 9, 1994	11-19	L	H
Apr. 9, 1994	5-22	L	H
May 6, 1994	5-8	L	N
Mar. 31, 1995	3-1	W	A
Mar. 31, 1995	5-9	L	A
Apr. 1, 1995	5-15	L	A
Apr. 1, 1995	11-13	L	A
Apr. 2, 1995	13-8	W	A
May 3, 1996	6-14	L	H
May 3, 1996	15-14	W	H
May 4, 1996	0-10	L	H
May 4, 1996	14-20	L	H
May 2, 1997	5-12	L	A
May 2, 1997	13-14	L	A
May 3, 1997	8-5	W	A
May 3, 1997	5-3	W	A
Apr. 3, 1998	3-0	W	H
Apr. 3, 1998	12-3	W	H
Apr. 4, 1998	4-2	W	H
Apr. 4, 1998	9-7	W	H
Apr. 23, 1999	10-11	L	A
Apr. 23, 1999	3-5	L	A
Feb. 15, 2000	14-9	W	H
Mar. 21, 2000	8-12	L	A
Apr. 14, 2000	9-7	W	H
Apr. 14, 2000	6-12	L	H
Apr. 15, 2000	1-4	L	H
Apr. 15, 2000	7-15	L	H
Mar. 16, 2001	1-7	L	H
Mar. 16, 2001	3-2	W	H
Mar. 17, 2001	10-21	L	H
Apr. 13, 2001	8-5	W	A
Apr. 14, 2001	4-5 (9)	L	A
Apr. 14, 2001	13-19	L	A
Feb. 10, 2002	5-0	W	H
Mar. 15, 2002	6-2	W	A
Mar. 16, 2002	4-3	W	A
Mar. 16, 2002	12-15	L	A
Apr. 12, 2002	15-12	W	H
Mar. 7, 2003	4-3	W	H
Mar. 7, 2003	10-5	W	H
Mar. 8, 2003	17-7	W	H
Apr. 4, 2003	8-17	L	A
Apr. 4, 2003	7-10	L	A
Apr. 5, 2003	3-4	L	A
Feb. 7, 2004	7-4	W	N
Feb. 16, 2004	28-15	W	A
Mar. 7, 2004	7-4	W	A
Mar. 7, 2004	1-12	L	A
Mar. 8, 2004	17-11	W	A
Apr. 2, 2004	5-12	L	H
Apr. 3, 2004	3-16	L	H
Apr. 3, 2004	2-5	L	H
Apr. 15, 2005	2-7	L	H
Apr. 15, 2005	8-1	W	H
Apr. 16, 2005	3-14	L	H
Apr. 16, 2005	3-2	W	H
Apr. 7, 2006	9-2 (10)	W	A
Apr. 7, 2006	8-11	L	A
Apr. 8, 2006	12-5	W	A
Apr. 8, 2006	14-33	L	A
Apr. 5, 2007	7-4	W	H
Apr. 5, 2007	2-3	L	H
Apr. 25, 2008	5-23	L	H
Apr. 25, 2008	4-14	L	H
Apr. 26, 2008	4-17	L	H
Apr. 26, 2008	11-12	L	H
Apr. 24, 2009	4-5	L	A
Apr. 24, 2009	4-2	W	A
Apr. 25, 2009	10-11	L	A
Apr. 25, 2009	1-9	L	A
Apr. 23, 2010	8-9	L	H
Apr. 23, 2010	11-4	W	H
Apr. 24, 2010	28-11	W	H
Apr. 24, 2010	12-2	W	H
Feb. 18, 2011	17-3	W	A
Feb. 19, 2011	2-1	W	A
Feb. 19, 2011	7-5	W	A
Apr. 27, 2012	8-1	W	H
Apr. 28, 2012	6-7	L	H
Apr. 28, 2012	3-2	W	H
Apr. 29, 2012	2-5	L	H
Apr. 26, 2013	10-0	W	A
Apr. 27, 2013	2-4	L	A
Apr. 27, 2013	3-6	L	A
Apr. 28, 2013	6-4	W	A
Mar. 7, 2014	6-4	W	A
Mar. 7, 2014	11-3	W	A
Mar. 9, 2014	13-0	W	A
Mar. 9, 2014	5-6 (11)	L	A

Apr. 11, 2014	14-4	W	H
Apr. 12, 2014	5-7	L	H
Apr. 12, 2014	10-8	W	H
Mar. 6, 2015	8-6	W	H
Mar. 7, 2015	2-9	L	H
Mar. 7, 2015	9-8	W	H
Mar. 8, 2015	7-4	W	H
Apr. 10, 2015	2-1	W	A
Apr. 11, 2015	10-8	W	A
Apr. 11, 2015	2-9	L	A
Mar. 24, 2016	10-7	W	A
Mar. 25, 2016	16-5	W	A
Mar. 26, 2016	2-0 (9)	W	A
Mar. 26, 2016	1-0	W	A
Apr. 29, 2016	15-5	W	H
Apr. 30, 2016	5-3	W	H
Apr. 30, 2016	3-0	W	H
Mar. 24, 2017	2-1	W	A
Mar. 25, 2017	1-7	L	A
Mar. 25, 2017	3-1	W	A
Mar. 26, 2017	6-4	W	A
Mar. 23, 2018	8-5	W	H
Mar. 24, 2018	13-1	W	H
Mar. 24, 2018	4-3	W	H
Mar. 25, 2018	21-12	W	H
May 11, 2018	24-2	W	H

FORT HAYS STATE

WT LEADS 6-4 | STREAK: W2 | H: 6-4 | A: 0-0 | N: 0-0

Date	Score	W/L/T	H/A/N
Mar. 23, 1994	1-12	L	H
Mar. 23, 1994	1-13	L	H
Mar. 25, 1994	10-11	L	H
Feb. 15, 1998	6-5 (8)	W	H
Feb. 27, 1999	8-5	W	H
Feb. 28, 1999	13-6	W	H
Feb. 28, 1999	7-2	W	H
Feb. 24, 2012	6-9 (10)	L	H
Feb. 25, 2012	11-8	W	H
Feb. 25, 2012	9-6	W	H

GRINNELL COLLEGE (IOWA)

WT LEADS 2-1 | STREAK: W1 | H: 2-1 | A: 0-0 | N: 0-0

Date	Score	W/L/T	H/A/N
Mar. 27, 1994	12-7	W	H
Mar. 31, 1994	7-8	L	H
Apr. 1, 1994	11-9	W	H

HARDING

WT LEADS 1-0 | STREAK: W1 | H: 0-0 | A: 0-0 | N: 1-0

Date	Score	W/L/T	H/A/N
Mar. 3, 2000	12-0	W	N

HARDIN-SIMMONS

HSU LEADS 2-1 | STREAK: L1 | H: 1-1 | A: 0-0 | N: 0-1

Date	Score	W/L/T	H/A/N
Mar. 10, 1995	2-11	L	N
Mar. 21, 1995	9-7	W	H
Mar. 21, 1995	9-10	L	H

HOWARD PAYNE

WT LEADS 1-0 | STREAK: W1 | H: 0-0 | A: 1-0 | N: 0-0

Date	Score	W/L/T	H/A/N
Apr. 15, 2004	19-5	W	A

INCARNATE WORD

SERIES TIED 6-6 | STREAK: W2 | H: 5-2 | A: 1-3 | N: 0-1

Date	Score	W/L/T	H/A/N
Mar. 18, 2011	9-6	W	H
Mar. 19, 2011	3-5	L	H
Mar. 19, 2011	9-5	W	H
Apr. 20, 2012	1-3	L	A
Apr. 21, 2012	6-4 (8)	W	A
Apr. 21, 2012	0-5	L	A
Apr. 22, 2012	7-8	L	A
May 5, 2012	1-4	L	N
Apr. 19, 2013	22-0	W	H
Apr. 20, 2013	8-10	L	H
Apr. 20, 2013	2-1 (10)	W	H
Apr. 21, 2013	12-7	W	H

LETOURNEAU

WT LEADS 1-0 | STREAK: W1 | H: 0-0 | A: 0-0 | N: 1-0

Date	Score	W/L/T	H/A/N
Mar. 11, 1995	14-7	W	N

LINCOLN (MISSOURI)

WT LEADS 1-0 | STREAK: W1 | H: 1-0 | A: 0-0 | N: 0-0

Date	Score	W/L/T	H/A/N
Mar. 15, 2006	11-10	W	H

LINDENWOOD

WT LEADS 2-1 | STREAK: L1 | H: 2-1 | A: 0-0 | N: 0-0

Date	Score	W/L/T	H/A/N
Mar. 9, 1999	14-4	W	H
Mar. 10, 1999	24-4	W	H
Mar. 10, 1999	4-5	L	H

LUBBOCK CHRISTIAN

LCU LEADS 40-15 | STREAK: L4 | H: 7-15 | A: 15-20 | N: 3-5

Date	Score	W/L/T	H/A/N
Mar. 15, 1994	2-12	L	A
Mar. 17, 1994	17-32	L	H
Apr. 6, 1994	1-2	L	H
Apr. 26, 1994	6-17	L	A
Feb. 17, 1995	13-15	L	H
Feb. 18, 1995	0-16	L	H
Apr. 11, 1995	5-11	L	A
Apr. 18, 1995	10-11	L	A
Feb. 20, 1996	3-14	L	H
Apr. 1, 1996	10-9	W	H
Apr. 23, 1996	3-12	L	A
Apr. 1, 1997	16-9	W	A
Apr. 1, 1997	4-14	L	A
Mar. 31, 1998	3-7	L	H
Mar. 31, 1998	16-9	W	H
Apr. 14, 1998	9-14	L	A
Feb. 12, 1999	2-6	L	N
Feb. 13, 1999	5-2	W	N
Apr. 6, 1999	18-17	W	H
Feb. 11, 2000	3-8	L	N
Feb. 12, 2000	8-9	L	N
Mar. 8, 2000	9-19	L	H
Apr. 18, 2000	7-25	L	A
Feb. 10, 2001	8-4	W	A
Feb. 12, 2001	4-2	W	A
Mar. 14, 2001	1-15	L	A
Mar. 14, 2001	0-13	L	A
Apr. 17, 2001	0-8	L	H
Feb. 10, 2002	0-2	L	H
Feb. 11, 2002	5-2	W	N
Mar. 5, 2002	0-17	L	A
Mar. 5, 2002	8-14	L	A
Apr. 2, 2002	0-10	L	A
Apr. 2, 2002	3-2	W	A
Apr. 9, 2002	4-3	W	H
Apr. 9, 2002	5-6 (8)	L	H
Feb. 8, 2003	5-2	W	N
Feb. 18, 2003	8-13	L	A
Mar. 4, 2003	0-6	L	H
Mar. 25, 2003	5-17	L	H
Apr. 1, 2003	15-16	L	A
Mar. 2, 2004	2-5	L	A
Apr. 20, 2004	9-5	W	H
Mar. 10, 2009	0-15	L	H
Apr. 13, 2010	8-11	L	A
Mar. 2, 2013	3-7	L	A
Mar. 3, 2013	8-9 (10)	L	H
Apr. 7, 2015	21-17	W	A
Apr. 14, 2015	6-5	W	H
Feb. 9, 2016	3-13	L	A
Apr. 12, 2016	7-6 (15)	W	H
May 20, 2016	2-4	L	N
Feb. 21, 2017	2-3	L	H
Apr. 4, 2017	1-2	L	A
May 18, 2017	1-2	L	N

MARYCREST COLLEGE (IOWA)

WT LEADS 1-0 | STREAK: W1 | H: 0-0 | A: 0-0 | N: 1-0

Date	Score	W/L/T	H/A/N
Mar. 11, 1995	7-6	W	N

MARY HARDIN-BAYLOR

WT LEADS 2-1 | STREAK: W1 | H: 2-1 | A: 0-0 | N: 0-0

Date	Score	W/L/T	H/A/N
Feb. 24, 1995	18-14	W	H
Feb. 25, 1995	7-8	L	H
Feb. 25, 1995	13-10	W	H

McMURRY

WT LEADS 6-1 | STREAK: W4 | H: 0-0 | A: 6-1 | N: 0-0

Date	Score	W/L/T	H/A/N
Feb. 7, 2010	7-4	W	A
Mar. 11, 2013	6-0	W	A
Mar. 11, 2013	5-6	L	A
Feb. 14, 2014	5-0	W	A
Feb. 14, 2014	6-1	W	A
Feb. 15, 2014	6-0	W	A
Feb. 15, 2014	9-2	W	A

MID-AMERICA CHRISTIAN

WT LEADS 6-0 | STREAK: W6 | H: 4-0 | A: 2-0 | N: 0-0

Date	Score	W/L/T	H/A/N
Mar. 15, 1995	3-0	W	H
Mar. 15, 1995	8-3	W	H
Mar. 29, 1996	7-0	W	H
Mar. 29, 1996	14-4	W	H
Apr. 6, 2010	8-7 (8)	W	A
Apr. 6, 2010	5-3	W	A

MINNESOTA-MORRIS

WT LEADS 1-0 | STREAK: W1 | H: 0-0 | A: 0-0 | N: 1-0

Date	Score	W/L/T	H/A/N
Mar. 20, 1999	18-3	W	N

MINNESOTA STATE

WT LEADS 6-3 | STREAK: W1 | H: 6-3 | A: 0-0 | N: 0-0

Date	Score	W/L/T	H/A/N
Mar. 23, 1997	15-14	W	H
Mar. 24, 1997	25-15	W	H
Mar. 25, 1997	0-8	L	H
Mar. 22, 1998	6-1	W	H
Mar. 23, 1998	6-5	W	H
Mar. 14, 1999	16-8	W	H
Mar. 15, 1999	5-8	L	H
Mar. 13, 2000	3-11	L	H
Mar. 14, 2000	15-7	W	H

MISSOURI SOUTHERN

MSU LEADS 1-0 | STREAK: L1 | H: 0-0 | A: 0-1 | N: 0-0

Date	Score	W/L/T	H/A/N
Mar. 13, 1996	1-4	L	A

MORNINGSIDE COLLEGE (IOWA)

WT LEADS 2-0 | STREAK: W2 | H: 0-0 | A: 0-0 | N: 2-0

Date	Score	W/L/T	H/A/N
Mar. 13, 1996	14-6	W	N
Mar. 13, 1996	14-7	W	N

MSU DENVER

WT LEADS 5-3 | STREAK: L1 | H: 4-0 | A: 1-3 | N: 0-0

Date	Score	W/L/T	H/A/N
Mar. 6, 1999	5-4	W	H
Mar. 6, 1999	7-4	W	H
Mar. 7, 1999	5-1	W	H
Mar. 7, 1999	12-4	W	H
Mar. 11, 2000	1-5	L	A
Mar. 11, 2000	2-10	L	A
Mar. 12, 2000	17-5	W	A
Mar. 12, 2000	1-6	L	A

NATIONAL CHRISTIAN

WT LEADS 2-1 | STREAK: L1 | H: 2-1 | A: 0-0 | N: 0-0

Date	Score	W/L/T	H/A/N
Mar. 27, 1995	10-4	W	H
Mar. 27, 1995	6-5	W	H
Mar. 28, 1995	2-3	L	H

NEW MEXICO HIGHLANDS

WT LEADS 29-14 | STREAK: W10 | H: 20-7 | A: 7-5 | N: 2-2

Date	Score	W/L/T	H/A/N
Mar. 5, 1995	5-6	L	N
Feb. 24, 1996	9-6	W	H
Feb. 24, 1996	0-5	L	H
Feb. 25, 1996	4-8	L	H
Feb. 25, 1996	5-4	W	H
Mar. 2, 1997	13-21	L	H
Mar. 2, 1997	15-12	W	H
Feb. 22, 1998	2-4	L	H
Feb. 22, 1998	15-1	W	H
Feb. 20, 1999	4-3	W	H
Feb. 20, 1999	2-1	W	H
Feb. 21, 1999	10-11 (11)	L	H
Feb. 19, 2000	6-9	L	H
Feb. 19, 2000	15-2	W	H
Feb. 20, 2000	9-18	L	H
Feb. 17, 2001	8-15	L	A
Feb. 17, 2001	7-6	W	A
Feb. 18, 2001	18-1	W	A
Feb. 2, 2002	7-0	W	N
Feb. 15, 2002	7-4	W	H
Feb. 16, 2002	7-4	W	H
Feb. 16, 2002	9-4	W	H
Apr. 6, 2004	1-4	L	A
Apr. 6, 2004	8-6	W	A
Apr. 7, 2004	10-13	L	A
Feb. 5, 2005	4-5 (10)	L	N
Feb. 5, 2005	3-2	W	N
Feb. 21, 2014	6-0	W	H
Feb. 22, 2014	5-3	W	H
Feb. 22, 2014	12-3	W	H
Feb. 20, 2015	2-11	L	A
Feb. 20, 2015	3-1	W	A

Feb. 21, 2015	1-2 (10)	L	A
Feb. 19, 2016	11-1	W	H
Feb. 20, 2016	2-0	W	H
Feb. 20, 2016	8-4	W	H
Feb. 21, 2016	4-2	W	H
Feb. 3, 2017	9-1	W	A
Feb. 4, 2017	21-2	W	A
Feb. 5, 2017	9-5	W	A
Feb. 9, 2018	4-3 (8)	W	H
Feb. 9, 2018	12-3	W	H
Feb. 10, 2018	11-1	W	H

NORTHERN COLORADO

SERIES TIED 1-1 | STREAK: W1 | H: 1-1 | A: 0-0 | N: 0-0

Date	Score	W/L/T	H/A/N
Mar. 20, 1994	2-15	L	H
Mar. 20, 1994	10-8	W	H

NORTH PARK (ILLINOIS)

NPU LEADS 1-0 | STREAK: L1 | H: 0-0 | A: 0-0 | N: 0-1

Date	Score	W/L/T	H/A/N
Mar. 13, 1995	15-20	L	N

NORTHWESTERN OKLAHOMA STATE

WT LEADS 5-2 | STREAK: W5 | H: 3-0 | A: 2-0 | N: 0-0

Date	Score	W/L/T	H/A/N
Mar. 13, 1994	8-9	L	H
Mar. 18, 1994	1-15	L	H
Feb. 13, 2016	8-0	W	A
Feb. 14, 2016	3-2 (11)	W	A
Feb. 9, 2017	15-0	W	H
Feb. 10, 2017	8-0	W	H
Feb. 11, 2017	17-7	W	H

NORTHEASTERN STATE

NSU LEADS 14-12 | STREAK: L1 | H: 8-4 | A: 2-9 | N: 2-1

Date	Score	W/L/T	H/A/N
Mar. 14, 1998	5-4	W	N
Mar. 4, 2000	8-6	W	N
Mar. 25, 2005	0-13	L	A
Mar. 25, 2005	10-1	W	A
Mar. 26, 2005	0-3	L	A
Mar. 26, 2005	0-7	L	A
Mar. 17, 2006	6-3	W	H
Mar. 17, 2006	3-2	W	H
Mar. 18, 2006	9-5	W	H
Mar. 18, 2006	8-0	W	H
Mar. 9, 2007	7-5	W	A
Mar. 9, 2007	4-9	L	A
Mar. 10, 2007	4-9	L	A
Mar. 10, 2007	7-8	L	A
Apr. 18, 2008	16-10	W	H
Apr. 19, 2008	12-15	L	H
Apr. 19, 2008	6-10	L	H
Apr. 20, 2008	12-26	L	H
Apr. 17, 2009	1-6	L	A
Apr. 17, 2009	9-12	L	A
Apr. 18, 2009	1-8	L	A
Apr. 9, 2010	22-23 (9)	L	H
Apr. 9, 2010	8-7 (8)	W	H
Apr. 10, 2010	10-4	W	H
Apr. 10, 2010	11-10	W	H
Feb. 13, 2016	1-5	L	N

NORTHWEST MISSOURI STATE

WT LEADS 4-0 | STREAK: W4 | H: 4-0 | A: 0-0 | N: 0-0

Date	Score	W/L/T	H/A/N
Feb. 25, 2011	12-5	W	H
Feb. 26, 2011	14-9	W	H
Feb. 26, 2011	22-8	W	H
Feb. 28, 2011	17-6	W	H

NORTHWOOD (MICHIGAN)

SERIES TIED 1-1 | STREAK: W1 | H: 0-0 | A: 0-0 | N: 1-1

Date	Score	W/L/T	H/A/N
Mar. 28, 1998	5-11	L	N
Mar. 28, 1998	3-2	W	N

OAKLAND (MICHIGAN)

WT LEADS 1-0 | STREAK: W1 | H: 0-0 | A: 0-0 | N: 1-0

Date	Score	W/L/T	H/A/N
Mar. 16, 1996	4-3	W	N

OKLAHOMA CHRISTIAN

WT LEADS 5-1 | STREAK: L1 | H: 2-1 | A: 3-0 | N: 0-0

Date	Score	W/L/T	H/A/N
Feb. 13, 2015	5-1	W	A
Feb. 13, 2015	12-0	W	A
Feb. 14, 2015	9-3	W	A
Feb. 26, 2016	6-1	W	H
Feb. 27, 2016	13-12 (8)	W	H
Feb. 27, 2016	6-18	L	H

OKLAHOMA PANHANDLE STATE

WT LEADS 41-5 | STREAK: W3 | H: 27-3 | A: 14-2 | N: 0-0

Date	Score	W/L/T	H/A/N
Mar. 12, 1997	18-2	W	H
Mar. 12, 1997	17-6	W	H
Mar. 13, 1997	27-2	W	H
Apr. 29, 1997	15-7	W	A
Apr. 29, 1997	20-4	W	A
Feb. 13, 1998	19-1	W	H
Feb. 13, 1998	17-0	W	H
Feb. 17, 1999	14-0	W	A
Feb. 17, 1999	8-13	L	A
Feb. 26, 1999	2-1	W	H
Feb. 26, 1999	11-10	W	H
Apr. 11, 2000	3-6	L	A
Apr. 11, 2000	8-3	W	A
Apr. 19, 2000	15-8	W	H
Apr. 19, 2000	19-2	W	H
Apr. 21, 2001	36-3	W	H
Apr. 21, 2001	23-3	W	H
Apr. 22, 2001	28-1	W	A
Apr. 21, 2002	9-5	W	H
Apr. 21, 2002	8-7	W	H
Apr. 22, 2003	8-5	W	H
Apr. 22, 2003	4-1	W	H
Mar. 30, 2004	24-4	W	H
Mar. 30, 2004	8-1	W	H
Apr. 27, 2004	4-0	W	A
Apr. 27, 2004	4-0	W	A
Mar. 22, 2005	6-2	W	H
Apr. 12, 2005	10-7	W	A
Mar. 28, 2006	13-16	L	H
Mar. 20, 2007	13-0	W	A
Apr. 10, 2007	10-3	W	H
Mar. 11, 2008	14-2	W	A
Mar. 18, 2008	7-19	L	H
Mar. 17, 2009	15-4	W	H
Mar. 2, 2010	27-7	W	H
Mar. 23, 2010	15-12 (9)	W	A
Mar. 29, 2011	6-4	W	A
Mar. 29, 2011	9-6	W	A
Apr. 12, 2011	20-4	W	H
Apr. 12, 2011	5-4	W	H
Mar. 13, 2012	15-5	W	A
Mar. 28, 2012	16-3	W	H
Mar. 28, 2012	5-7	L	H
Feb. 17, 2017	22-1	W	H
Feb. 18, 2017	13-1	W	H
Feb. 18, 2017	12-2	W	H

OUACHITA BAPTIST

WT LEADS 3-0 | STREAK: W3 | H: 3-0 | A: 0-0 | N: 0-0

Date	Score	W/L/T	H/A/N
Mar. 28, 1997	30-1	W	H
Mar. 29, 1997	8-3	W	H
Mar. 29, 1997	6-0	W	H

PITTSBURG STATE

PSU LEADS 2-1 | STREAK: L2 | H: 0-0 | A: 0-1 | N: 1-1

Date	Score	W/L/T	H/A/N
Mar. 14, 1996	13-10	W	N
Mar. 15, 1996	6-9	L	N
Mar. 18, 1999	0-11	L	A

RANDALL (OKLAHOMA)

WT LEADS 2-1 | STREAK: W2 | H: 0-0 | A: 2-0 | N: 0-0

Date	Score	W/L/T	H/A/N
Mar. 2, 2009	13-3	W	A
Mar. 2, 2009	13-3	W	A

REGIS

RU LEADS 2-1 | STREAK: W1 | H: 1-2 | A: 0-0 | N: 0-0

Date	Score	W/L/T	H/A/N
Mar. 6, 1994	6-10	L	H
Mar. 11, 1994	4-16	L	H
Mar. 6, 1995	5-4	W	H

ROCKHURST

WT LEADS 1-0 | STREAK: W1 | H: 0-0 | A: 0-0 | N: 1-0

Date	Score	W/L/T	H/A/N
Mar. 19, 1999	7-3	W	N

SAINT FRANCIS (ILLINOIS)

CSF LEADS 1-0 | STREAK: L1 | H: 0-1 | A: 0-0 | N: 0-0

Date	Score	W/L/T	H/A/N
Mar. 5, 1994	14-35	L	H

SOUTHEASTERN OKLAHOMA STATE

SEOSU LEADS 21-6 | STREAK: L1 | H: 1-11 | A: 5-10 | N: 0-1

Date	Score	W/L/T	H/A/N
Mar. 3, 2000	2-14	L	N
Feb. 19, 2005	2-11	L	H
Feb. 19, 2005	4-14	L	H
Feb. 20, 2005	8-18	L	H

Feb. 20, 2005	6-31	L	H
Mar. 25, 2006	0-3	L	A
Mar. 25, 2006	5-1	W	A
Mar. 26, 2006	2-5	L	A
Mar. 26, 2006	7-1	W	A
Mar. 16, 2007	2-7	L	H
Mar. 16, 2007	0-6	L	H
Mar. 17, 2007	2-5	L	H
Mar. 17, 2007	1-11	L	H
Apr. 11, 2008	4-14	L	A
Apr. 12, 2008	6-9	L	A
Apr. 12, 2008	3-13	L	A
Apr. 13, 2008	7-8	L	A
Apr. 10, 2009	1-8	L	H
Apr. 10, 2009	2-16	L	H
Apr. 11, 2009	9-8	W	H
Apr. 3, 2010	10-9	W	A
Apr. 3, 2010	6-9 (9)	L	A
Apr. 4, 2010	6-4	W	A
Apr. 4, 2010	3-4	L	A
Apr. 8, 2011	0-5	L	A
Apr. 8, 2011	9-3	W	A
Apr. 9, 2011	4-5 (13)	L	A

SOUTHERN ARKANSAS

SAU LEADS 1-0 | STREAK: L1 | H: 0-0 | A: 0-0 | N: 0-1

Date	Score	W/L/T	H/A/N
Feb. 6, 2015	3-4 (10)	L	N

SOUTHWESTERN OKLAHOMA STATE

SWOSU LEADS 23-17 | STREAK: W7 | H: 10-7 | A: 6-16 | N: 1-0

Date	Score	W/L/T	H/A/N
Mar. 15, 1997	5-2	W	H
Mar. 15, 1997	9-2	W	H
Mar. 16, 1997	25-14	W	H
Mar. 13, 1998	8-6	W	N
Feb. 23, 2000	13-14	L	A
Mar. 6, 2001	3-14	L	H
Mar. 6, 2001	3-2	W	H
Mar. 21, 2004	2-3	L	A
Feb. 25, 2005	3-4	L	A
Feb. 25, 2005	4-5	L	A
Feb. 26, 2005	8-9	L	A
Feb. 26, 2005	5-0	W	A
Feb. 20, 2006	7-5	W	H
Feb. 20, 2006	3-12	L	H
Mar. 23, 2007	8-3	W	A
Mar. 23, 2007	13-0	W	A
Mar. 24, 2007	12-13	L	A
Mar. 24, 2007	3-7	L	A
Feb. 29, 2008	8-4	W	A
Feb. 29, 2008	0-9	L	A
Mar. 1, 2008	20-21	L	A
Mar. 1, 2008	13-14	L	A
Feb. 27, 2009	1-4	L	H
Feb. 27, 2009	5-14	L	H
Feb. 28, 2009	16-19	L	H
Feb. 28, 2009	1-8	L	H
Feb. 19, 2010	1-2	L	A
Feb. 19, 2010	2-6	L	A
Feb. 20, 2010	6-14	L	A
Mar. 11, 2011	9-19	L	A
Mar. 12, 2011	1-4	L	A
Mar. 12, 2011	3-4 (10)	L	A
Feb. 18, 2012	1-7	L	H
Feb. 19, 2012	9-8	W	H
Feb. 11, 2014	5-4	W	H
Mar. 18, 2014	10-6	W	A
Feb. 1, 2015	6-5	W	H
Feb. 1, 2015	4-3	W	H
Feb. 10, 2015	9-8 (10)	W	A
Feb. 7, 2016	4-3	W	H

STERLING COLLEGE (KANSAS)

WT LEADS 2-0 | STREAK: W2 | H: 0-0 | A: 0-0 | N: 0-0

Date	Score	W/L/T	H/A/N
Feb. 5, 2011	12-4	W	H
Feb. 5, 2011	7-3	W	H

ST. EDWARD'S

SEU LEADS 9-2 | STREAK: L1 | H: 1-5 | A: 0-4 | N: 1-0

Date	Score	W/L/T	H/A/N
Apr. 11, 2003	5-7	L	A
Apr. 12, 2003	5-9	L	A
Apr. 12, 2003	12-14	L	A
Mar. 13, 2004	4-6	L	H
Mar. 13, 2004	4-16	L	H
Mar. 14, 2004	5-13	L	H
Mar. 6, 2012	9-19	L	A
Mar. 10, 2013	3-8	L	H
May 14, 2015	5-0	W	N
Feb. 6, 2016	8-3	W	H
May 18, 2018	3-13	L	H

ST. MARY'S

STMU LEADS 2-1 | STREAK: L2 | H: 0-0 | A: 0-0 | N: 1-2

Date	Score	W/L/T	H/A/N
Feb. 2, 2002	9-5	W	N
Feb. 7, 2004	0-12	L	N
May 16, 2015	2-3	L	N

SUL ROSS STATE

WT LEADS 7-4 | STREAK: W4 | H: 0-0 | A: 7-4 | N: 0-0

Date	Score	W/L/T	H/A/N
Feb. 7, 2006	9-5	W	A
Feb. 8, 2006	14-5	W	A
Feb. 9, 2007	7-8	L	A
Feb. 10, 2007	2-3	L	A
Feb. 10, 2007	10-4	W	A
Feb. 8, 2008	6-8	L	A
Feb. 9, 2008	2-3	L	A
Feb. 9, 2008	13-4	W	A
Feb. 6, 2009	13-9	W	A
Feb. 7, 2009	11-1	W	A
Feb. 7, 2009	11-6	W	A

TARLETON

TSU LEADS 67-63 | STREAK: W1 | H: 35-24 | A: 26-39 | N: 2-4

Date	Score	W/L/T	H/A/N
Mar. 21, 1994	5-11	L	H
Mar. 22, 1994	1-12	L	H
Mar. 28, 1994	6-23	L	A
Mar. 29, 1994	2-11	L	A
Apr. 27, 1995	8-14	L	H
Apr. 27, 1995	6-14	L	H
Apr. 28, 1995	6-2	W	H
Apr. 28, 1995	6-5	W	H
Apr. 29, 1995	6-4	W	H
Apr. 26, 1996	0-5	L	A
Apr. 26, 1996	9-10 (11)	L	A
Apr. 27, 1996	7-11	L	A
Apr. 27, 1996	18-13	W	A
May 1, 1998	8-16	L	A
May 1, 1998	5-1	W	A
May 2, 1998	10-13	L	A
May 2, 1998	3-9	L	A
Apr. 17, 1999	5-4	W	H
Apr. 17, 1999	2-6	L	H
Apr. 18, 1999	4-9	L	H
Apr. 18, 1999	2-16	L	H
Apr. 7, 2000	9-1	W	A
Apr. 7, 2000	0-1	L	A
Apr. 8, 2000	4-6	L	A
Apr. 8, 2000	4-9	L	A
Feb. 25, 2001	0-1	L	A
Feb. 25, 2001	6-3	W	A
Feb. 26, 2001	3-5	L	A
Mar. 23, 2001	3-2	W	H
Mar. 23, 2001	7-4	W	H
Feb. 1, 2002	10-5	W	N
Feb. 22, 2002	15-6	W	H
Feb. 22, 2002	1-8	L	H
Feb. 23, 2002	5-4	W	H
Mar. 22, 2002	1-5	L	A
Mar. 22, 2002	1-3	L	A
Mar. 23, 2002	12-13	L	A
Feb. 14, 2003	0-2	L	A
Feb. 14, 2003	4-5	L	A
Feb. 15, 2003	2-0	W	A
Apr. 18, 2003	9-12	L	H
Apr. 18, 2003	7-14	L	H
Apr. 19, 2003	5-4	W	H
Apr. 26, 2003	4-16	L	N
Feb. 6, 2004	0-6	L	A
Mar. 19, 2004	8-4	W	H
Mar. 19, 2004	11-16	L	H
Mar. 20, 2004	9-6	W	H
Apr. 16, 2004	5-12	L	A
Apr. 16, 2004	9-10	L	A
Apr. 17, 2004	7-8	L	A
May 7, 2005	6-7	L	A
May 7, 2005	5-0	W	A
May 8, 2005	3-8	L	A
May 8, 2005	5-3	W	A
Apr. 21, 2006	12-10	W	H
Apr. 21, 2006	3-2	W	H
Apr. 22, 2006	10-4	W	H
Apr. 22, 2006	4-3	W	H
Apr. 20, 2007	3-11	L	A
Apr. 20, 2007	5-2	W	A
Apr. 21, 2007	17-9	W	A
Apr. 21, 2007	5-7	L	A
Mar. 28, 2008	4-27	L	A
Mar. 28, 2008	6-18	L	A
Mar. 29, 2008	5-13	L	A
Mar. 29, 2008	3-7	L	A
Mar. 29, 2009	13-6	W	H
Mar. 29, 2009	8-7	W	H
Mar. 30, 2009	9-3	W	H

Mar. 30, 2009	3-13	L	H
Mar. 19, 2010	9-10	L	A
Mar. 19, 2010	8-6	W	A
Mar. 21, 2010	8-1	W	A
Mar. 21, 2010	3-4 (11)	L	A
Apr. 29, 2011	15-11	W	H
Apr. 30, 2011	5-8	L	H
Apr. 30, 2011	5-8	L	H
Mar. 23, 2012	7-2	W	A
Mar. 24, 2012	0-3	L	A
Mar. 24, 2012	4-3	W	A
Mar. 25, 2012	15-4	W	A
Mar. 22, 2013	2-3 (9)	L	H
Mar. 22, 2013	5-4 (10)	W	H
Mar. 23, 2013	2-6	L	H
Mar. 23, 2013	7-9	L	H
May 5, 2013	3-6	L	H
Mar. 21, 2014	8-4 (10)	W	A
Mar. 22, 2014	2-1 (15)	W	A
Mar. 22, 2014	7-0	W	A
Mar. 23, 2014	3-6	L	A
Apr. 25, 2014	11-5	W	H
Apr. 26, 2014	4-7	L	H
Apr. 26, 2014	4-16	L	H
May 8, 2014	4-8	L	N
May 10, 2014	3-4	L	N
May 15, 2014	13-10	W	N
Mar. 20, 2015	6-1	W	H
Mar. 21, 2015	4-2	W	H
Mar. 21, 2015	6-1	W	H
Mar. 22, 2015	6-1	W	H
Apr. 25, 2015	9-3	W	A
Apr. 25, 2015	2-6	L	A
Apr. 26, 2015	2-1 (10)	W	A
May 8, 2015	6-7	L	N
Mar. 4, 2016	5-1	W	H
Mar. 5, 2016	6-8	L	H
Mar. 5, 2016	7-0	W	H
Mar. 6, 2016	18-8	W	H
Apr. 8, 2016	10-6	W	A
Apr. 9, 2016	0-2	L	A
Apr. 9, 2016	6-4	W	A
Mar. 3, 2017	5-3	W	A
Mar. 4, 2017	4-9	L	A
Mar. 4, 2017	10-4	W	A
Mar. 5, 2017	13-4	W	A
Apr. 21, 2017	2-4	L	H
Apr. 22, 2017	0-3	L	H
Apr. 22, 2017	4-3	W	H
Apr. 23, 2017	6-1	W	H
Mar. 2, 2018	3-2	W	H
Mar. 3, 2018	16-13	W	H
Mar. 3, 2018	14-3	W	H
Mar. 4, 2018	14-4	W	H
Apr. 20, 2018	1-4	L	A
Apr. 21, 2018	3-7	L	A
Apr. 21, 2018	6-3	W	A
Apr. 22, 2018	4-3	W	A
May 12, 2018	7-15	L	H
May 17, 2018	7-2	W	H

TEXAS A&M INTERNATIONAL

WT LEADS 1-0 | STREAK: W1 | H: 1-0 | A: 0-0 | N: 0-0

Date	Score	W/L/T	H/A/N
Feb. 23, 2014	7-1	W	H

TEXAS A&M-KINGSVILLE

TAMUK LEADS 76-59 | STREAK: L1 | H: 34-23 | A: 21-50 | N: 4-3

Date	Score	W/L/T	H/A/N
Apr. 22, 1994	0-7	L	A
Apr. 22, 1994	0-3	L	A
Apr. 23, 1994	3-5	L	A
Apr. 23, 1994	6-4	W	A
May 5, 1994	11-6	W	N
Apr. 4, 1995	1-0	W	H
Apr. 4, 1995	3-6	L	H
Apr. 5, 1995	6-9	L	H
Apr. 5, 1995	6-7	L	H
Apr. 6, 1995	4-12	L	H
Apr. 6, 1996	0-9	L	A
Apr. 6, 1996	1-9	L	A
Apr. 7, 1996	1-9	L	A
Apr. 7, 1996	2-8	L	A
Apr. 5, 1997	12-4	W	H
Apr. 5, 1997	14-13	W	H
Apr. 5, 1997	18-6	W	H
Apr. 5, 1997	2-6	L	H
Apr. 10, 1998	3-5	L	A
Apr. 10, 1998	0-4	L	A
Apr. 11, 1998	13-5	W	A
Apr. 11, 1998	6-24	L	A
Mar. 26, 1999	5-2	W	H
Mar. 26, 1999	9-6	W	H
Mar. 27, 1999	5-4	W	H
Mar. 27, 1999	17-16	W	H

Apr. 21, 2000	4-5	L	A
Apr. 21, 2000	6-5	W	A
Apr. 22, 2000	16-15	W	A
Apr. 22, 2000	2-7	L	A
Mar. 9, 2001	3-1	W	A
Mar. 9, 2001	0-3	L	A
Mar. 10, 2001	13-6	W	A
Apr. 6, 2001	4-7	L	H
Apr. 7, 2001	3-5	L	H
Apr. 7, 2001	5-8	L	H
Mar. 8, 2002	18-10	W	H
Mar. 8, 2002	13-12	W	H
Mar. 9, 2002	7-6	W	H
Apr. 5, 2002	1-6	L	A
Apr. 5, 2002	6-2	W	A
Feb. 28, 2003	5-9	L	A
Feb. 28, 2003	4-2	W	A
Mar. 1, 2003	4-6	L	A
Mar. 28, 2003	11-10	W	H
Mar. 28, 2003	9-2	W	H
Mar. 29, 2003	6-12	L	H
Apr. 25, 2003	4-8	L	N
Apr. 25, 2003	2-4	L	N
Feb. 28, 2004	4-14	L	H
Feb. 28, 2004	2-9	L	H
Feb. 29, 2004	3-13	L	H
Mar. 26, 2004	2-9	L	A
Mar. 26, 2004	2-7	L	A
Mar. 27, 2004	7-12	L	A
Apr. 8, 2005	3-8	L	A
Apr. 8, 2005	1-2	L	A
Apr. 9, 2005	5-16	L	A
Apr. 9, 2005	4-6	L	A
Mar. 31, 2006	13-16	L	H
Aar. 31, 2006	5-4	W	H
Apr. 1, 2006	11-10	W	H
Apr. 1, 2006	7-1	W	H
Mar. 30, 2007	3-5	L	A
Mar. 30, 2007	3-12	L	A
Mar. 31, 2007	8-10	L	A
Mar. 31, 2007	5-9	L	A
Mar. 20, 2008	3-4	L	A
Mar. 21, 2008	3-4	L	A
Mar. 21, 2008	8-9 (10)	L	A
Mar. 22, 2008	3-13	L	A
Mar. 20, 2009	6-7	L	H
Mar. 20, 2009	10-3	W	H
Mar. 21, 2009	9-8	W	H
Mar. 21, 2009	10-3	W	H
Mar. 12, 2010	3-6	L	A
Mar. 12, 2010	6-9	L	A
Mar. 13, 2010	9-6	W	A
Mar. 13, 2010	5-4	W	A
Mar. 25, 2011	7-10	L	A
Mar. 26, 2011	10-2	W	A
Mar. 26, 2011	7-17	L	A
Apr. 13, 2012	5-8	L	H
Apr. 14, 2012	16-6	W	H
Apr. 14, 2012	3-15	L	H
Apr. 15, 2012	9-6	W	H
Apr. 12, 2013	0-1	L	A
Apr. 13, 2013	6-1	W	A
Apr. 13, 2013	4-6	L	A
Apr. 14, 2013	13-8	W	A
May 4, 2013	5-6	L	H
Feb. 28, 2014	9-6	W	H
Feb. 28, 2014	11-1	W	H
Mar. 1, 2014	0-1	L	H
Mar. 1, 2014	2-1 (10)	W	H
Apr. 4, 2014	3-10	L	A
Apr. 5, 2014	2-10	L	A
Apr. 5, 2014	9-2	W	A
May 8, 2014	4-3	W	A
May 16, 2014	17-3	W	N
May 17, 2014	4-7	L	N
Feb. 27, 2015	3-6	L	A
Feb. 27, 2015	3-1	W	A
Mar. 1, 2015	1-2	L	A
Mar. 1, 2015	2-3	L	A
Apr. 3, 2015	10-0	W	H
Apr. 4, 2015	4-5 (8)	L	H
Apr. 4, 2015	7-6	W	H
May 7, 2015	11-5	W	A
Apr. 1, 2016	0-3	L	A
Apr. 2, 2016	6-1	W	A
Apr. 2, 2016	3-9	L	A
Apr. 3, 2016	4-9	L	A
May 6, 2016	8-14	L	H
May 7, 2016	6-9	L	H
May 7, 2016	12-1	W	H
May 12, 2016	5-2	W	N
Mar. 10, 2017	8-0	W	H
Mar. 11, 2017	7-0	W	H
Mar. 12, 2017	9-4	W	H
Mar. 12, 2017	13-0	W	H

Apr. 28, 2017	4-2	W	A
Apr. 29, 2017	6-1	W	A
Apr. 29, 2017	6-7 (10)	L	A
Apr. 30, 2017	2-3	L	A
May 11, 2017	3-0	W	N
Mar. 9, 2018	4-9	L	A
Mar. 10, 2018	8-5 (11)	W	A
Mar. 10, 2018	4-5	L	A
Mar. 11, 2018	4-12	L	A
Apr. 27, 2018	12-9	W	H
Apr. 28, 2018	1-23	L	H
Apr. 28, 2018	5-4	W	H
Apr. 29, 2018	11-6	W	H
May 19, 2018	1-2 (10)	L	H

UNIVERSITY OF THE SOUTHWEST

WT LEADS 30-12 | STREAK: W2 | H: 16-2 | A: 14-10 | N: 0-0

Date	Score	W/L/T	H/A/N
Apr. 13, 1994	12-10	W	H
Apr. 19, 1994	0-23	L	A
Mar. 4, 1995	1-6	L	A
Mar. 4, 1995	8-5	W	A
Mar. 24, 1995	16-10	W	H
Mar. 24, 1995	15-11	W	H
Mar. 25, 1995	11-0	W	H
Mar. 1, 1996	7-6	W	H
Mar. 22, 1996	9-5	W	A
Mar. 23, 1996	3-0 (10)	W	A
Mar. 23, 1996	3-2	W	A
Mar. 21, 1997	17-4	W	H
Mar. 22, 1997	6-1	W	H
Mar. 22, 1997	18-8	W	H
Mar. 29, 1998	13-3	W	A
Mar. 29, 1998	10-0	W	A
Mar. 30, 1999	8-7	W	H
Mar. 30, 1999	15-16 (9)	L	H
Feb. 29, 2000	8-9	L	A
Feb. 29, 2000	8-2	W	A
Apr. 4, 2000	5-4	W	H
Apr. 4, 2000	3-8	L	H
Apr. 4, 2001	9-4	W	H
Apr. 4, 2001	6-4	W	H
Mar. 27, 2002	17-10	W	H
Apr. 23, 2002	7-6	W	A
Apr. 23, 2002	2-4	L	A
Feb. 4, 2005	3-1	W	A
Feb. 3, 2006	1-26	L	A
Feb. 4, 2006	8-7	W	A
Feb. 4, 2006	3-4	L	A
Feb. 26, 2008	12-8	W	A
Feb. 26, 2008	3-21	L	A
Feb. 11, 2009	6-2	W	A
Feb. 11, 2009	0-1	L	A
Feb. 15, 2011	7-5	W	A
Feb. 15, 2011	3-4	L	A
Feb. 22, 2011	12-0	W	H
Feb. 22, 2011	16-2	W	H
Mar. 4, 2012	11-4	W	A
Mar. 4, 2012	6-11	L	A
Feb. 19, 2013	3-1	W	H
Feb. 19, 2013	11-0	W	H

UT PERMIAN BASIN

WT LEADS 8-0 | STREAK: W8 | H: 4-0 | A: 4-0 | N: 0-0

Date	Score	W/L/T	H/A/N
Mar. 31, 2017	9-3	W	H
Apr. 1, 2017	7-1	W	H
Apr. 1, 2017	5-3	W	H
Apr. 2, 2017	2-0	W	H
Mar. 29, 2018	10-1	W	A
Mar. 30, 2018	9-6 (11)	W	A
Mar. 30, 2018	7-5	W	A
Apr. 1, 2018	11-7 (12)	W	A

VALLEY CITY STATE

VCSU LEADS 1-0 | STREAK: L1 | H: 0-1 | A: 0-0 | N: 0-0

Date	Score	W/L/T	H/A/N
Mar. 20, 1998	3-6	L	H

WAYLAND BAPTIST

WT LEADS 35-27 | STREAK: W1 | H: 16-9 | A: 16-16 | N: 3-2

Date	Score	W/L/T	H/A/N
Mar. 14, 1994	7-12	L	H
Mar. 16, 1994	5-8	L	A
Apr. 5, 1994	3-10	L	A
Apr. 20, 1994	6-9	L	H
Mar. 7, 1995	5-3	W	H
Apr. 25, 1995	4-7	L	A
Mar. 2, 1996	10-2	W	H
Mar. 5, 1996	9-8 (11)	W	A
Mar. 26, 1996	26-5	W	H
Apr. 24, 1996	22-11	W	H
Apr. 30, 1996	19-13	W	A
Feb. 18, 1997	6-4	W	A
Apr. 16, 1997	10-5	W	A

Apr. 22, 1997	7-9	L	H
Apr. 22, 1997	8-1	W	H
Feb. 24, 1998	0-10	L	A
Apr. 7, 1998	11-7	W	H
Apr. 7, 1998	16-20	L	H
Feb. 13, 1999	3-2 (9)	W	A
Mar. 9, 1999	12-11	W	H
Apr. 19, 1999	4-3	W	H
Apr. 20, 1999	16-10	W	A
Apr. 20, 1999	14-7	W	A
Feb. 11, 2000	6-11	L	N
Feb. 12, 2000	4-1	W	N
Feb. 22, 2000	14-7	W	H
Mar. 28, 2000	5-9	L	A
Feb. 10, 2011	8-1	W	N
Feb. 12, 2001	6-5	W	N
Feb. 20, 2001	14-8	W	A
Mar. 20, 2001	10-4	W	H
Feb. 11, 2002	1-2	L	N
Mar. 26, 2002	3-2	W	H
Apr. 16, 2002	17-6	W	A
Apr. 16, 2002	13-3	W	A
Feb. 7, 2003	4-6	L	A
Feb. 7, 2003	2-1	W	A
Feb. 25, 2003	6-8	L	A
Apr. 8, 2003	3-2	W	H
Feb. 17, 2004	0-6	L	A
Feb. 17, 2004	3-11	L	A
Mar. 23, 2004	17-18	L	H
Feb. 22, 2005	7-6	W	A
Apr. 19, 2005	20-15	W	H
Feb. 21, 2006	8-13	L	A
Mar. 6, 2007	6-13	L	A
Apr. 3, 2007	8-12	L	A
Mar. 25, 2008	6-19	L	H
Apr. 1, 2008	8-9	L	A
Feb. 24, 2009	3-4	L	H
Apr. 14, 2009	3-12	L	A
Mar. 17, 2010	11-3	W	H
Apr. 20, 2010	3-7	L	A
Mar. 22, 2011	2-6	L	H
Apr. 5, 2011	11-14	L	A
Feb. 29, 2012	5-1	W	H
Mar. 20, 2012	11-4	W	A
Apr. 19, 2013	12-0	W	H
Apr. 9, 2013	20-13	W	A
Apr. 8, 2014	15-6	W	A
Apr. 22, 2014	19-20	L	H
Apr. 21, 2015	6-5	W	A

WISCONSIN-EAU CLAIRE

WT LEADS 8-0 | STREAK: W8 | H: 4-0 | A: 4-0 | N: 0-0

Date	Score	W/L/T	H/A/N
Mar. 10, 1994	1-4	L	H
Mar. 12, 1994	0-9	L	H

YORK COLLEGE

WT LEADS 14-6 | STREAK: L1 | H: 14-6 | A: 0-0 | N: 0-0

Date	Score	W/L/T	H/A/N
Mar. 12, 2001	11-7	W	H
Mar. 11, 2002	6-5	W	H
Mar. 11, 2002	7-6	W	H
Mar. 12, 2002	5-7	L	H
Mar. 12, 2002	22-7	W	H
Mar. 17, 2003	16-6	W	H
Mar. 17, 2003	10-0	W	H
Mar. 18, 2003	15-14	W	H
Mar. 18, 2003	12-5	W	H
Mar. 14, 2004	8-16	L	H
Mar. 15, 2004	2-1	W	H
Mar. 15, 2004	5-1	W	H
Mar. 16, 2004	26-1	W	H
Mar. 16, 2004	6-2	W	H
Mar. 7, 2005	3-14	L	H
Mar. 7, 2005	1-14	L	H
Mar. 9, 2005	7-2	W	H
Mar. 9, 2005	2-7	L	H
Mar. 8, 2006	9-8	W	H
Mar. 8, 2006	6-8	L	H



Matt Redfearn

Brian Schupp


Kevin Els

NCAA TOURNAMENT TEAMS




2014

Overall: 37-21 (21-14 LSC)
South Central Regionals (Grand Junction, CO)



2015

Overall: 36-20 (23-12 LSC)
South Central Regionals (Grand Junction, CO)
Lone Star Conference Co-Champions



2016

Overall: 36-20 (21-14 LSC)
South Central Regionals (Grand Junction, CO)
Lone Star Conference Tournament Champions



2017

Overall: 36-18 (13-9 LSC)
South Central Regionals (San Angelo, TX)
Lone Star Conference Tournament Champions




2018

Overall: 40-14 (20-4 LSC)
South Central Regionals (Canyon, TX)
Lone Star Conference Champions

LONE STAR CONFERENCE CHAMPIONS

LONE STAR CONFERENCE TOURNAMENT TITLES



WTAMU HALL OF CHAMPIONS

The WTAMU Athletic Hall of Champions recognizes the finest student-athletes, coaches, administrators and other notable individuals who have contributed to the success of West Texas A&M Athletics. A permanent display of all Hall of Champions inductees is located in the lobby of the First United Bank Center and is open to the public during regular University hours.

For consideration, nominees must have competed or been employed for/by WTAMU for a minimum of two seasons and be at least five years removed from their last date of competition and/or employment. Only in special circumstances will the five year requirement be waived, at the approval of the Director of Athletics and University President. Further, nominees will have been outstanding athletes, coaches, administrators or support personnel during their WTAMU career AND/OR achieved notable success in their professional careers after their matriculation from WTAMU. It is not necessary for an inductee to have graduated from West Texas A&M. To gain entry, a nominee must receive at least two-thirds of a majority vote by the selection committee.

LEGACY AWARD

The Hall of Champions Selection Committee is also charged with selecting a Legacy Award winner(s) each year. The Legacy Award was established in 2008 to recognize individuals and organizations not eligible for the Hall of Champions, but who have made significant lifetime contributions (service, financial or another form of support) to the success and legacy of West Texas A&M Athletics. This may include fans, boosters or an organization that has provided distinguished support. The Selection Committee may recommend up to two Legacy Award winners each year. Nominations for Legacy Award honorees may be made by any individual or organization. Legacy Award winners will be recognized at the Hall of Champions Induction Dinner and be included in a permanent display alongside the Hall of Champions.

1987

Al Baggett
Price Brookfield
Sam Burton
George Ray Colvin
Ben Collins
Lwood Dow
Joed Forbus
Joe Fortenberry
Pat Gerald
Floyd Golden
Mitchell Jones
Clifford Keith
Delbert Lowres
Gus Miller
Odus Mitchell
Putt Powell
Larry Sanders
Ernest Schur
Pete Shotwell
Elvis "Heck" Ward
Foster Watkins

1988

Terry Adolph
Johny Ayers
Cloyde Box
Hatcher Brown
Troy Burrus
Maurice Cheeks
Tommy Coffey
Bill Cross
Corky Dawson
Simmie Hill
Joe Kerbel
Frank Kimbrough
Jerry Don Logan
J.W. Malone
Gene Mayfield

Eugene "Mercury" Morris
"Pistol" Pete Pedro
Jesse Powell
Jerry Richardson
Bo Robinson
James Scott
Allen Simpson
Dave Szymakowski
Duane Thomas
Butch Walterschild
Charles Wright

1989

Tom Airhart
Jerry Behrens
Lawrence Brotherton
Grady Burson
Milt Fitts
Buck Garrett
Clark Johnson
Leon Manley
Ronald Mills
Borden Price

1990

Jim Campbell
Dory Funk, Jr.
Merry Johnson-Byers
Metz LaFollette
Bob Petrich
Scottie Pierce
Gail Simpson
Burl Wood
Earl Wood
Phillip Wright

1991

Carl Brown
Austell Burrus
Charlie Daves
Steve Haterius

1992

Woody Gilliland
Royce Hillman
Rhonda Kimbrough
Joe Meaker

1993

Warren Hasse
Tod Mayfield
Weldon Trice
Vanessa Wells Thibert

1994

Carl Birdsong
Kim Hudson
Megan Kinen Morton
Reggie McElroy

1995

Eddie Conner
Roy Lee Dunn
David Kent
Von Tucker Sims

1996

Jill Myatt McDonald
Julie Myatt O'Dell
Reggie Ramey
Ollie Ross

1997

Stan Carraway
Terry Funk
Allene Stovall
Teresa Tinner

1998

Alex Hale
Bob Kelley
Angela Seay Land
Bruce Wyre

1999

Charles Byrd
Sandy Callahan
Danny Cazalas
Joe Hayes

2000

Raymond Brown
Henry Fields
David Gasser
Spencer "Hank" Washington

2001

Ronnie Mankin
Mike Mitchell
Jeff Nunn
Frank Stockman

2002

Dale Blaut
Charles Kitchens
Douglas Kriewald
Bruce Womack

2003

J.R. Compton
Joesph Kemel
Natasha Taylor
Bill Yung

2004

Boyce Box
Hubert "Cuby" Kitchens
Eve Posey
John Varnell

2005

Alondra Johnson
Bob Kitchens
Renee Leurs-Gillispie
Julie Saylor Young

2006

Ana Carolina "Carol" Pereira
Ana Cristina "Tita" Pereira
Bobby Kleincecke
Scottie Doores
Ralph Davis

2007

Sarah Butler-Cartheil
Martin Lattibeaudiere
Charley Sanders
Bob R. Sloan

2008

Davy Arnaud
Leona Gerber
Ray Franks
DeWayne Miles
^ Henry & Betty Ann Davis
^ J.W. and Nell Foust of
Whitney Russell Printers

2009

Joe Brooks
David Cole
Charles "Shorty" Halbert
Debbie Hendricks
James Morton
Shannon Stroud-Cavalier
Dennis Walling
^ Ray and Barbara Bain Family
^ Roger Rowntree of Buck's
Sporting Goods

2010

Kathy Clutterback-Nor
Rok Ekker
Myrl and Earl Goodwin
Roy Lee "Sammy" Malone
Eddie Meyer
Bob Sine
Mallory Vestal
^ Ed & Mary Esther Mills
^ Stanley & Geneva Schaeffer

2011

Beau Brown
Nay Hale
Ed Harris
Mickey Matthews
Jim Reid
Bob Schneider
^ The Frank Barrett Family
^ Dick & Joyce Railsbck

2012

Damien Lolar
Don Patterson
Sarit Shenar
James Marvin Smith
Celeste Stevenson
Chaun Thompson
^Dr. Bill Barnhill
^ Bob & Mary Stewart

2013

Rebekah Bachman
Dalton Bell
Ray Burrus
Dave Corley
William Fifer
Pat McDonald
^ Julie & Helen Minium
^ Gary & Kathy Hyatt

2014

Emily Brister
Jared Brock
Charly Martin
Kendra Morgan Potts
^ Dr. Bob & Cleo Robinson
^ Jimmy & Sally Fincher

2015

Brad Bailey
Tyler Cooper
Dr. Russell C. Long
Brandi Green-Malveaux
Lanny Phillips
Harold Stuart
^ Thom and Susan Hicks
^ Linda Elliott

2016

Anthony Armstrong
Lori Deshields Davis
Keith Null
Mike Ohm
Marvin Self
Mike Wantes
^ Tana Gunter
^ John & Cora Teters

2017

Jerry Boeka
Jess Anne Fernandes
John Hasse
Kim LeComte
Jerry Simmons
David Willis
^ Jim Bob & Sharon Brown
^ Don & Phyllis Handley

2018

Grady Benton
Ben Hangartner
Matthew Madison
Katie Rickwartz
Ralph Anderson
Mary Ann Hill
^ Chick and Nancy Russell
^ The Piehl Family

^ - Legacy Award
- Honorary Inductee

Long known as a leader in intercollegiate athletics, the Lone Star Conference™ (LSC) is an innovative athletics conference that aims to provide a superior competitive experience for member institutions and to allow for comprehensive development of student-athletes through academic services and life skills programming.

The league's mission is to foster student participation and success among member institutions in NCAA Division II intercollegiate athletics as an integral part of each institution's total educational program. The LSC shall pursue student-athlete development with highest regard to the principles of academic excellence, graduation success, sportsmanship, ethical conduct, resourcefulness, community service, gender equity, and diversity.

The LSC - founded on April 25, 1931 - has developed from a five-team conference of Texas-based schools to an 11-member league that spans three states.

The league continues to assist its member institutions in the maintenance of intercollegiate athletic programs that are compatible with the highest standards of education and competitive sports.

Throughout the league's 87-year history, various institutions have competed under the LSC banner. Today, only Texas A&M University-Commerce (then East Texas State) remains from the original group that was formed in 1931 when North Texas State, Southwest Texas State, Sam Houston State and Stephen F. Austin withdrew from the old Texas Intercollegiate Athletic Association.

The membership alignment has changed over the years, with current members added from 1954 to 2016.

On July 1, 2019, the LSC will add eight schools as the University of Arkansas-Fort Smith, Dallas Baptist University, Lubbock Christian University, Oklahoma Christian University, Rogers State University, St. Edward's University, St. Mary's University, and Texas A&M International University join the league. With 19 members, the LSC will become the biggest conference in NCAA Division II.

While the LSC has maintained a long-standing tradition of competitive athletic programs for its members, many teams and individuals have gone on to distinguish themselves on the national stage. Entering 2018-19, LSC member institutions have collected 79 NCAA team national championships since the league joined the Division II membership in 1982. Texas A&M-Commerce (football), West Texas A&M (women's indoor track and field), and Texas A&M-Kingsville (men's outdoor track and field) won national titles last year.

The LSC conducts conference championships in 17 sports (eight men and nine women). Men's championships include football, cross country, basketball, baseball, indoor track and field, outdoor track and field, golf and tennis. Women's titles are determined in volleyball, soccer, cross country, basketball, softball, indoor track and field, outdoor track and field, tennis and golf.

The conference office is located in Richardson, Texas, a northern suburb of Dallas. Jay Poerner serves as Commissioner, with assistance from Melanie Robotham (Media Relations), Danielle Anderson (Compliance) and Cheryl Scott (Business).

2018 LONE STAR CONFERENCE AWARDS

First Team

Tag Baxter	West Texas A&M	Catcher
Nathan Hickey	Tarleton State	Starting Pitcher
Darin Cook	West Texas A&M	Starting Pitcher
Joe Corbett	West Texas A&M	Starting Pitcher
Conner Fletcher	Tarleton State	Starting Pitcher
Eddie Avila	Tarleton State	Relief Pitcher
Luis Amaro	West Texas A&M	First Base
Alex DeLaCruz	Eastern New Mexico	Second Base
Nick Novak	Angelo State	Shortstop
Levi Zents	Texas A&M-Kingsville	Third Base
Jacob Boston	Angelo State	Infielder
Blake Adams	Tarleton State	Outfield
Francisco Rodriguez	Tarleton State	Outfield
Bodie Bryan	West Texas A&M	Outfield
Nick Canas	West Texas A&M	Outfield
Brad Mathiowetz	Angelo State	Designated Hitter

Second Team

Christian Caudle	Texas A&M-Kingsville	Catcher
Tyler Lesley	Angelo State	Starting Pitcher
Tyler Flores	Texas A&M-Kingsville	Starting Pitcher
Evan Pontley	Tarleton State	Starting Pitcher
Kyle Craft	Texas A&M-Kingsville	Starting Pitcher
Kellen Rholl	Angelo State	Relief Pitcher
Pablo Hernandez	Texas A&M-Kingsville	First Base
Ruben Rodriguez	Tarleton State	Second Base
Elvin Alamo	Tarleton State	Shortstop
Garlind Webster	Eastern New Mexico	Third Base
Michael Urquidi	Angelo State	Outfield
Jimmy Cubillos	West Texas A&M	Outfield
Dalton Drury	UT Permian Basin	Outfield
Jared McCarver	Tarleton State	Outfield
Jake Hasbrouck	Tarleton State	Designated Hitter

Honorable Mention

Julian Heredia	Eastern New Mexico	Catcher
Cole Williams	Cameron	Catcher
Keenan Dodd	Eastern New Mexico	Starting Pitcher
Dominic Yearrego	West Texas A&M	Relief Pitcher
Levi Shandrew	Eastern New Mexico	Relief Pitcher
Braden Baker	West Texas A&M	Relief Pitcher
Joshua Valdez	Texas A&M-Kingsville	Relief Pitcher
Mike Fernandez	UT Permian Basin	First Base
Kohl Ullman	Texas A&M-Kingsville	Second Base
Tommy Williams	West Texas A&M	Second Base
Endy Villalona	Eastern New Mexico	Shortstop
Tyler Fowler	Tarleton State	Third Base
Manny Loredó	Texas A&M-Kingsville	Outfield
Alex Wixson	UT Permian Basin	Designated Hitter
Christian Loya	West Texas A&M	Designated Hitter

Defensive

Christian Caudle	Texas A&M-Kingsville	Catcher
Nathan Hickey	Tarleton State	Pitcher
Luis Amaro	West Texas A&M	First Base
Tommy Williams	West Texas A&M	Second Base
Elvin Alamo	Tarleton State	Shortstop
Levi Zents	Texas A&M-Kingsville	Third Base
Jimmy Cubillos	West Texas A&M	Outfield
Austin Ingraham	Texas A&M-Kingsville	Outfield
Dalton Drury	UT Permian Basin	Outfield

Player of the Year: Luis Amaro, West Texas A&M

Pitcher of the Year: Nathan Hickey, Tarleton State

Freshman of the Year: Tyler Flores, Texas A&M-Kingsville

Coaching Staff of the Year: West Texas A&M



INDIVIDUAL BATTING

AT BATS

Game: 9, Tony Casazzas, TSU vs. CU, 1997; Ethan Wagner, ENMU vs. Wayland Baptist, 2009; Paden Vendrely, ENMU vs. Wayland Baptist, 2009
Season: 265, Steven Allred, ASU, 2007
Career: 915, Willie Uechi, ACU, 2007-10

RUNS

Game: 7, Matt Wilson, Harding vs. Ozarks, 1999; Mike Huebner, Harding vs. Ozarks, 1999
Season: 87, Pat Koerner, UCO, 1997; Drew Caraway, ASU, 2007
Career: 227, Matt Davidson, ACU, 1998-01

HITS

Game: 7, Mike Huebner, Harding vs. Ozarks, 1999; Kyle Davidson, NSU vs. Tarleton, 2008
Season: 111, Mike Elkerson, ACU, 2008
Career: 338, Willie Uechi, ACU, 2007-10

BATTING AVERAGE

Season (Min 65 at-bats): .495, Michael Felton, SWOSU, 2010

DOUBLES

Game: 4, Victor Saucedo, TSU vs. Mankato State, 1998; Barrett Whitney, UCO vs. TSU, 2002; Beau Sullivan, UCO vs. NSU, 2005; Ryan Barker, ACU vs. ENMU, 2005; Nick Canas, WT vs. CU, 2018
Season: 32, Barrett Whitney, UCO, 2003
Career: 70, Jordan Schmitt, ACU, 2006-09

TRIPLES

Game: 3, Daniel Patching, ENMU vs. Southwest, 2011
Season: 11, Adam Thomas, ACU, 2001
Career: 17, Clayton Young, ENMU, 2006-09

HOME RUNS

Game: 3, By Several Players
Season: 29, Chase Larsson, CU, 2011
Career: 42, Breck Draper, UCO, 2007-08

RUNS BATTED IN

Game: 11, Mike Huebner, Harding vs. Ozarks, 1999
Season: 104, Jarred McAlvain, UCO, 1997
Career: 218, Jordan Schmitt, ACU, 2006-09

BASES ON BALLS

Game: 6, Stan Farmer, TSU vs. CU, 2001

STOLEN BASES

Game: 6, By Several Players
Season: 60, Jerry Williams, SOSU, 2000
Career: 179, Jeremy McCarty, SOSU, 1997-01

TOTAL BASES

Season: 202, Mike Elkerson, ACU, 2008
Career: 470, Jordan Schmitt, ACU, 2006-09

INDIVIDUAL PITCHING

INNINGS

Game: 17.0, Justin Green, CU vs. ACU, 2000
Season: 125.0, Steve Naemark, ASU, 2015
Career: 370.2, Ben Maynard, ACU, 2004-08

VICTORIES

Season: 14, Ricky Belk, UCO, 2001; Cary Ammons, SOSU, 1998; Garrett Murdy, TAMUK, 2004
Career: 33, Ben Maynard, ACU, 2004-08

WINNING PERCENTAGE

Season: 1.000, Ricky Belk, UCO, 2001 (14 wins); Cary Ammons, SOSU, 1998 (14 wins); Aaron Lambrix, ACU, 2010 (10 wins)

EARNED RUN AVERAGE

Season (Min. 1IP per total games): 1.37, Steve Naemark, ASU, 2015

STRIKEOUTS

Game: 19, Garrett Murdy, TAMUK vs. TSU, 2004
Season: 158, Garrett Murdy, TAMUK, 2004
Career: 272, Bryce Zak, ASU, 2013-16

SAVES

Season: 20, Jameson Maj, ACU, 2007
Career: 29, Graylon Brown, ASU, 2013-16

INDIVIDUAL FIELDING

PUTOUTS

Game: 24, Aaron Blair, WT vs. TSU, 2014
Season: 553, Bret Bochsler, ACU, 2010

TEAM BATTING

AT-BATS

Game: 65, ASU vs. St. Edward's, 2007; ENMU vs. Wayland Baptist, 2009
Season: 2,289, ASU, 2007

RUNS

Game: 36, SWOSU vs. Okla. Wesleyan, 2001; Harding vs. Ozarks, 1999; WTAMU vs. Okla. Panhandle, 2001
Season: 585, ASU, 2007

HITS

Game: 33, Harding vs. Ozarks, 1999
Season: 802, ASU, 2007

BATTING AVERAGE

Season: .383, WTAMU, 1997

DOUBLES

Game: 13, WTAMU vs. Wayland Baptist, 1996
Season: 166, ASU, 2007

TRIPLES

Game: 5, ASU vs. ECU, 2010; ENMU vs. Southwest, 2011
Season: 35, ACU, 2002

HOME RUNS

Game: 9, WTAMU vs. Okla. Panhandle, 2001
Season: 102, CU, 2009

RUNS BATTED IN

Game: 35, Harding vs. Ozarks, 1999
Season: 518, ASU, 2007

BASE ON BALLS

Game: 19, TAMUK vs. ENMU, 2018

STOLEN BASES

Game: 13, UCO vs. Okla. Science & Arts, 1998; UCO at WTAMU, 2006
Season: 175, UCO, 1998; SOSU, 2000

TOTAL BASES

Season: 1,247, ASU, 2007

TEAM PITCHING

EARNED RUN AVERAGE

Season: 3.11, ASU, 2015

VICTORIES

Season: 52, SOSU, 1999

WINNING PERCENTAGE

Season: .850, SOSU, 1998 (51-9)

SHUTOUTS

Season: 13, SOSU, 1998

STRIKEOUTS

Game: 526, ASU, 2015

SAVES

Season: 21, ASU, 2015



Rob Mann

MEDIA POLICIES

MEDIA CREDENTIALS

Requests for working media credentials must be made through the WT Athletic Communications Office. The Amarillo Globe-News and The Canyon News receive reserved seating. The Buffalo Sports Network and the recognized visiting radio station will be provided a broadcast location.

PHOTOGRAPHERS

All photographers covering a game must display appropriate credentials at all times and are expected to comply with any instructions given by game officials or WT Athletics employees.

PRESSBOX SERVICES

Complete team and individual statistics, scoring summaries, and play-by-play will be provided by the WT Athletic Communications Office immediately following the game.

NON-GAMEDAY INTERVIEWS

Coach Vanderburg and select players will be available during a weekly interview session set up by the WT Athletic Communications Office at a time and place to be determined. Interviews may also be conducted prior to practice if prior arrangements are made. To arrange all non-game day interviews, please contact the WT Athletic Communications Office at least 24 hours prior to desired time.

POSTGAME INTERVIEWS

Following all home games, Coach Vanderburg and selected players will be available for interviews, please notify Brent Seals of any interview requests during the final inning or immediately following the game. For road games, please contact Brent Seals to set up a phone interview.



QUICK FACTS

GENERAL INFORMATION

Location..... Canyon, Texas
 Founded..... 1910
 Enrollment..... 10,169 (Spring 2018)
 Colors..... Maroon and White
 Nickname..... Buffaloes/Buffs
 Home Facility..... Wilder Park
 Capacity..... 535
 Opened..... February 5, 2011
 Conference..... Lone Star Conference
 Affiliation..... NCAA Division II
 President..... Dr. Walter V. Wendler
 Director of Intercollegiate Athletics..... Michael McBroom
 Senior Woman's Administrator..... Stephanie Sumpter
 Faculty Athletics Representative..... Dr. Dave Rausch
 Athletics Department Phone..... (806) 651-4400

FACILITY HISTORY

Opened..... February 5, 2011
 Capacity..... 535
 Home Record (Since 2/5/11)..... 159-58 (.733)

HISTORY

Start of Modern Statistical Era..... 1994 (26th Season)
 All-Time Record..... 653-757 (.463)
 All-Time Home Record..... 387-261 (.597)
 All-Time Road/Neutral Record..... 266-496 (.349)
 NCAA Postseason Appearances..... 5
 Last NCAA Postseason Appearance..... 2018
 (Lost to Texas A&M-Kingsville - Regional Semifinals)
 LSC Regular Season Titles (Last)..... 2 (2018)
 LSC Tournament Appearances..... 9
 LSC Tournament Championships (Last)..... 2 (2017)

BASEBALL COACHING STAFF

Head Coach..... Matt Vanderburg
 Alma Mater..... Northwestern Oklahoma State (2003)
 Record at WT..... 317-205 (11th Season)
 Winning Percentage at WT..... 60.7%
 Career Record..... 416-272 (14th Season)
 Career Winning Percentage..... 60.5%
 Associate Head Coach..... Cory Hall
 Experience..... 10th Season at WT
 Alma Mater..... Northwestern Oklahoma State (2000)
 Assistant Coach..... Shawn Neale
 Experience..... 3rd Season at WT
 Alma Mater..... Bacone (2011)
 Assistant Coach..... Trace Hansen
 Experience..... 3rd Season at WT
 Alma Mater..... West Texas A&M (2016)

2018 REVIEW

Overall Record..... 40-14
 Home: 26-5 | Away: 13-8 | Neutral: 1-1
 LSC Record (Finish)..... 20-4 (1st)
 Conference Tournament.....
 Eastern New Mexico, W (24-2)
 Tarleton, L (7-15)
 Postseason..... South Central Regional Semifinals
 Tarleton, W (7-2)
 St. Edward's, L (3-13)
 Texas A&M-Kingsville, L (1-2)
 Final Collegiate Baseball Ranking..... 23rd

ATHLETIC COMMUNICATIONS

Assistant Director/BSB Contact..... Brent Seals
 Cell Phone..... (806) 674-7050
 Office Phone..... (806) 651-4442
 Email..... bseals@wtamu.edu
 Office Mailing Address..... WTAMU Box 60049
 Canyon, TX 79016
 Office Address..... 2620 Russell Long Boulevard
 Canyon, Texas 79015
 Virgil Henson Activities Center (Room 218A)
 Athletics Website..... www.GoBuffsGo.com
 Twitter..... @WTAMUBaseball
 Facebook..... /WTAMUBaseball
 Instagram..... @WTAMUBaseball

NUMERICAL ROSTER

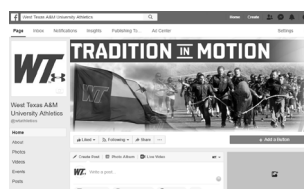
#	Name	Pos.	B/T	Ht.	Yr.	Hometown (Previous/HS)
1	Keone Givens	OF	R/R	5-8	JR	Jones, Oklahoma (Butler CC)
2	Justin Martinez	INF	R/R	6-2	JR	Aurora, Colorado (Lamar CC)
4	Nick Guaragna	INF	R/R	5-9	SR	Fountain Hills, Arizona (Phoenix College)
5	Justice Nakagawa	INF	R/R	6-0	SR	Mililani, Hawaii (Central Arizona College)
6	Braden Baker	RHP	R/R	5-8	SR	Canyon, Texas (Cisco College)
7	Tanner Schuetz	UTIL	R/R	5-9	JR	Sugarland, Texas (Kansas State)
8	Tag Baxter	C	R/R	6-0	SR	Heber City, Utah (Cochise College)
9	Zach Dixon	LHP	L/L	6-0	SR	Las Vegas, Nevada (Arizona State)
10	Joe Corbett	RHP	R/R	6-5	SR	Edmond, Oklahoma (Arkansas-Little Rock)
11	Cooper Harris	RHP	R/R	6-3	JR	Celina, Texas (Northern Oklahoma-Enid)
13	Christian Loya	UTIL	R/L	5-11	SR	Amarillo, Texas (Amarillo)
14	Reese Patterson	INF	R/R	6-2	JR	Canyon, Texas (Trinidad State JC)
15	Cade Engle	OF	R/R	5-9	JR	Pampa, Texas (Dodge City CC)
16	Kyle Kaufman	C	R/R	6-0	SR	Forney, Texas (Alabama)
17	Todd Danzeisen	LHP	L/L	5-10	JR	Las Vegas, Nevada (Southern Nevada)
19	Clay Koelzer	C	S/R	5-10	JR	Amarillo, Texas (Texas Tech)
20	Darin Cook	RHP	R/R	5-10	SR	Walsh, Colorado (Lamar CC)
21	Austin Gehle	RHP	R/R	5-9	SR	Frisco, Texas (Pepperdine)
22	Drew Mesecher	RHP	R/R	6-3	SR	Spring, Texas (Redlands CC)
23	Mitchell Miller	LHP	L/L	6-6	JR	Loganville, Georgia (Clemson)
24	Chandler Dean	RHP	R/R	6-3	JR	Bowie, Texas (Northeast Texas CC)
25	Chris Rodriguez	RHP	R/R	6-3	R-FR	El Paso, Texas (Frona)
30	Dominic Yearego	RHP	R/R	6-4	SR	Prosper, Texas (Prosper)
32	Jaxxon Fagg	UTIL	L/R	6-1	SR	Gilbert, Arizona (Georgia Southern)
33	Brennen Geraghty	RHP	R/R	6-4	JR	Beaumont, California (Trinidad State JC)
34	Jake Pederson	UTIL	L/R	6-2	R-JR	Amarillo, Texas (Dodge City CC)
42	Darius Carter	INF	R/R	6-0	JR	Wylie, Texas (Wylie)
44	Browning Houser	C	R/R	5-8	JR	Midland, Texas (Brookhaven College)
	Kennedy Badgett	C	R/R	6-2	JR	Arvada, Colorado (Lamar CC)
	Nicholas Dayton	OF	R/R	6-0	JR	Wylie, Texas (Golden West College)
	Kix Ferrell	INF	R/R	5-10	R-FR	Memphis, Texas (Memphis)
	Caleb Flores	INF	L/R	6-2	FR	Amarillo, Texas (Amarillo)
	Jacob Harris	RHP	R/R	5-10	JR	El Paso, Texas (Hesston College)
	Luke Hughes	OF	L/R	5-10	JR	Prosper, Texas (Cameron)
	Mason Mays	OF/RHP	R/R	6-0	FR	Amarillo, Texas (Amarillo)
	Charlie Overstreet	OF	S/R	5-11	R-JR	Dripping Springs, Texas (Houston Baptist)
	Blake Perdue	OF	R/R	6-0	JR	Amarillo, Texas (Midland JC)
	Jordan Trotter	INF	R/R	5-7	FR	Oak Leaf, Texas (Red Oak)
	Ethan Washburn	INF	R/R	6-0	JR	Raton, New Mexico (Trinidad State JC)

COACHING STAFF

Head Coach: Matt Vanderburg (11th Season)
 Associate Head Coach: Cory Hall
 Assistant Coach: Shawn Neale
 Assistant Coach: Trace Hansen



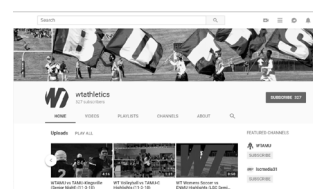
Official Athletic Website
www.GoBuffsGo.com



WT Athletics Facebook
[.com/WTAthletics](https://www.facebook.com/WTAthletics)



WT Athletics Twitter
 @WTAthletics #BuffNation



WT Athletics YouTube
[.com/WTAthletics](https://www.youtube.com/WTAthletics)



#1 Keone Givens
5-8 | OF | R/R | JR
Jones, Oklahoma



#2 Justin Martinez
6-2 | INF | R/R | JR
Aurora, Colorado



#4 Nick Guaragna
5-9 | INF | R/R | SR
Fountain Hills, Arizona



#5 Justice Nakagawa
6-0 | INF | R/R | SR
Mililani, Hawaii



#6 Braden Baker
5-8 | RHP | R/R | SR
Canyon, Texas



#7 Tanner Schuetz
5-9 | UTIL | R/R | JR
Sugarland, Texas



#8 Tag Baxter
6-0 | C | R/R | SR
Heber City, Utah



#9 Zach Dixon
6-0 | LHP | L/L | SR
Las Vegas, Nevada



#10 Joe Corbett
6-5 | RHP | R/R | SR
Edmond, Oklahoma



#11 Cooper Harris
6-3 | RHP | R/R | JR
Celina, Texas



#13 Christian Loya
5-11 | UTIL | R/L | SR
Amarillo, Texas



#14 Reese Patterson
6-2 | INF | R/R | JR
Canyon, Texas



#15 Cade Engle
5-9 | OF | R/R | JR
Pampa, Texas



#16 Kyle Kaufman
6-0 | C | R/R | SR
Forney, Texas



#17 Todd Danzeisen
5-10 | LHP | L/L | JR
Las Vegas, Nevada



#19 Clay Koelzer
5-10 | C | S/R | JR
Amarillo, Texas



#20 Darin Cook
5-10 | RHP | R/R | SR
Walsh, Colorado



#21 Austin Gehle
5-9 | RHP | R/R | SR
Frisco, Texas



#22 Drew Mesecher
6-3 | RHP | R/R | SR
Spring, Texas



#23 Mitchell Miller
6-6 | LHP | L/L | JR
Loganville, Georgia



#24 Chandler Dean
6-3 | RHP | R/R | JR
Bowie, Texas



#25 Chris Rodriguez
6-3 | RHP | R/R | R-FR
El Paso, Texas



#30 Dominic Yearego
6-4 | RHP | R/R | SR
Prosper, Texas



#32 Jaxxon Fagg
6-1 | UTIL | L/R | SR
Gilbert, Arizona



#33 Brennen Geraghty
6-4 | RHP | R/R | SO
Beaumont, California



#34 Jake Pederson
6-2 | UTIL | L/R | R-JR
Amarillo, Texas



#42 Darius Carter
6-0 | INF | R/R | JR
Wylie, Texas



#44 Browning Houser
5-8 | C | R/R | JR
Midland, Texas





DATE	OPPONENT	LOCATION	TIME
February 1	New Mexico Highlands	Las Vegas, New Mexico	3:00 p.m.
February 2	New Mexico Highlands (DH)	Las Vegas, New Mexico	1:00 p.m.
February 3	New Mexico Highlands	Las Vegas, New Mexico	1:00 p.m.
February 8	Adams State	Canyon, Texas	2:00 p.m.
February 9	Adams State (DH)	Canyon, Texas	1:00 p.m.
February 10	Adams State	Canyon, Texas	12:00 p.m.
February 15	Regis	Canyon, Texas	5:00 p.m.
February 16	Regis (DH)	Canyon, Texas	2:00 p.m.
February 17	Regis	Canyon, Texas	1:00 p.m.
February 22	St. Mary's	San Antonio, Texas	4:00 p.m.
February 23	St. Mary's (DH)	San Antonio, Texas	1:00 p.m.
February 24	St. Mary's	San Antonio, Texas	12:00 p.m.
March 1	UT Permian Basin	Odessa, Texas	2:00 p.m.
March 2	UT Permian Basin (DH)	Odessa, Texas	1:00 p.m.
March 3	UT Permian Basin	Odessa, Texas	1:00 p.m.
March 5	Lubbock Christian	Canyon, Texas	6:30 p.m.
March 15	Cameron	Canyon, Texas	6:30 p.m.
March 16	Cameron (DH)	Canyon, Texas	4:00 p.m.
March 17	Cameron	Canyon, Texas	1:00 p.m.
March 22	Texas A&M-Kingsville *	Kingsville, Texas	6:00 p.m.
March 23	Texas A&M-Kingsville (DH) *	Kingsville, Texas	1:00 p.m.
March 24	Texas A&M-Kingsville *	Kingsville, Texas	1:00 p.m.
March 29	Angelo State *	Canyon, Texas	6:30 p.m.
March 30	Angelo State (DH) *	Canyon, Texas	4:00 p.m.
March 31	Angelo State *	Canyon, Texas	1:00 p.m.
April 5	Eastern New Mexico *	Portales, New Mexico	8:00 p.m.
April 6	Eastern New Mexico (DH) *	Portales, New Mexico	2:00 p.m.
April 7	Eastern New Mexico *	Portales, New Mexico	2:00 p.m.
April 12	Tarleton *	Canyon, Texas	6:30 p.m.
April 13	Tarleton (DH) *	Canyon, Texas	4:00 p.m.
April 14	Tarleton *	Canyon, Texas	1:00 p.m.
April 18	UT Permian Basin *	Canyon, Texas	6:30 p.m.
April 19	UT Permian Basin (DH) *	Canyon, Texas	4:00 p.m.
April 20	UT Permian Basin *	Canyon, Texas	1:00 p.m.
April 23	Lubbock Christian	Lubbock, Texas	6:30 p.m.
May 3	Cameron *	Lawton, Oklahoma	7:30 p.m.
May 4	Cameron (DH) *	Lawton, Oklahoma	5:30 p.m.
May 5	Cameron *	Lawton, Oklahoma	1:00 p.m.

All Times Central & Subject to Change | * - Lone Star Conference Game
All Home Games Played at Wilder Park

2019 BUFFALO BASEBALL

