



WEST TEXAS A&M

2018-19 LADY BUFF BASKETBALL





7 ELITE EIGHT APPEARANCES

14 LSC TOURNAMENT TITLES

24 NCAA APPEARANCES

.780 WINNING PERCENTAGE

906 ALL-TIME VICTORIES

2018-19 LADY BUFF BASKETBALL





THIS IS WEST TEXAS A&M

UNIVERSITY QUICK FACTS

Location: Canyon, Texas
 Founded: 1910
 Enrollment: 10,169
 Nickname: Lady Buffs
 Colors: Maroon & White
 Arena: First United Bank Center (FUBC)
 Capacity: 4,800
 Affiliation: NCAA Division II
 Conference: Lone Star
 President: Dr. Walter V. Wendler
 Athletic Director: Michael McBroom
 Athletic Office Phone: 806-651-4400
 Athletic Ticket Office Phone: 806-651-1414

ATHLETIC COMMUNICATIONS

Assistant Director/WBB Contact: Brent Seals
 Email Address: bseals@wtamu.edu
 Office Phone: 806-651-4442
 Cell Phone: 806-674-7050
 Media Relations Fax: 806-651-4409
 Athletics Website: www.GoBuffsGo.com
 Mailing Address: WTAMU Box 60049
 Canyon, Texas 79016
 Overnight Address: 2403 Russell Long Blvd.
 Canyon, Texas 79016

COACHING STAFF

Head Coach: Kristen Mattio
 Alma Mater: Evangel (2003)
 Overall Record at WT: 83-19 (3rd Year)
 Overall Career Record: 83-19 (3rd Year)
 Associate Head Coach: Camille Perkins
 Assistant Coach: Kristian Branson
 Student Assistant: Brandon Walker
 Student Assistant: Wade Whaley

PROGRAM INFORMATION

2017-18 Record: 29-5
 LSC Record (Finish): 16-4 (1st)
 Postseason: NCAA Division II Regional Finals
 Final WBCA Ranking: 17th
 Start of Modern Statistical Era: 1980-81
 Seasons of Competition: 39th
 All-Time Record: 906-255 (.780)
 All-Time Home Record: 488-68 (.878)
 All-Time Road/Neutral Record: 418-187 (.691)
 NCAA Postseason Appearances: 24
 Elite Eight Appearances: 7
 LSC Division/Regular Season Titles: 10
 LSC Tournament Appearances: 30
 LSC Tournament Titles: 14

CREDITS

The 2018-19 West Texas A&M Lady Buff Basketball Record Book was designed, compiled and edited by Assistant Director of Athletic Media Relations, Brent Seals. Additional research provided by Assistant Athletic Director John Hasse, Athletic Communications Director Tyson Jex along with athletic boosters Bob Stewart and Tom Musser.

TRADITION IN MOTION

TABLE OF CONTENTS

CONTENTS

1 Table of Contents
 2 Media Policies/Quick Facts
 3 2018-19 Schedule
 4-5 First United Bank Center
 6-18 2018-19 Meet The Lady Buffs
 19-20 The Coaching Staff
 21-24 2017-18 In Review
 25-27 The Record Book
 28-29 All-Time Letterwinners
 30-32 Year-By-Year Results
 33-35 All-Time vs. Opponents
 36-37 Postseason History
 38-39 The Lone Star Conference
 40 WTAMU Hall of Champions

MEET THE LADY BUFFS

3 2018-19 Schedule
 6 2018-19 Numerical/Alphabetical Roster
 7 2018-19 TV/Radio Roster
 8-18 Meet The Lady Buffs

THE COACHING STAFF

19 Head Coach Kristen Mattio
 20 Associate Head Coach Camille Perkins
 20 Assistant Coach Kristian Branson
 20 WT Basketball Coaching Records

2017-18 IN-REVIEW

21 2017-18 Schedule/Results
 22 2017-18 Statistics
 23 2017-18 Individual Game Highs
 24 2017-18 Lone Star Conference Review

THE RECORD BOOK

25-26 Team/Player Single Game Records
 26 Team/Player Single Season Records
 27 Career Records
 28-29 All-Time Letterwinners

YEAR-BY-YEAR RESULTS

30 1980 Season - 1992 Season
 31 1993 Season - 2005 Season
 32 2006 Season - Present

LADY BUFF BASKETBALL HISTORY

30-32 Year-By-Year Results
 33 All-Time Series Records
 34-35 All-Time vs. LSC Opponents
 36-37 WT Postseason History

THE LONE STAR CONFERENCE/WTAMU

38 The Lone Star Conference
 39 The LSC Record Book
 40 WTAMU Hall of Champions

MEDIA POLICIES

MEDIA CREDENTIALS

Requests for working media credentials must be made through the WT Athletic Communications Office. The Amarillo Globe-News and The Canyon News receive reserved seating on press row. The Buffalo Sports Network and the recognized visiting radio station will be provided a broadcast location.

PHOTOGRAPHERS

All photographers covering a game must display appropriate credentials at all times and are expected to comply with any instructions given by game officials or WT Athletics employees.

PRESS ROW SERVICES

Complete team and individual statistics, scoring summaries, and play-by-play will be provided by the WT Athletic Communications Office immediately following the game.

NON-GAMEDAY INTERVIEWS

Coach Mattio and select players will be available during a weekly interview session set up by the WT Athletic Communications Office at a time and place to be determined. Interviews may also be conducted prior to practice if prior arrangements are made. To arrange all non-game day interviews, please contact the WT Athletic Communications Office at least 24 hours prior to desired time.

POSTGAME INTERVIEWS

Following all home games, Coach Mattio and selected players will be available for interviews, please notify Brent Seals of any interview requests during the final minutes or immediately following the game. For road games, please contact Brent Seals to set up a phone interview.

QUICK FACTS

GENERAL INFORMATION

Location..... Canyon, Texas
 Founded..... 1910
 Enrollment..... 10,169 (Spring 2018)
 Colors..... Maroon and White
 Nickname..... Lady Buffs
 Home Facility..... First United Bank Center (FUBC)
 Capacity..... 4,800
 Opened..... January 26, 2002
 Conference..... Lone Star Conference
 Affiliation..... NCAA Division II
 President..... Dr. Walter V. Wendler
 Director of Intercollegiate Athletics..... Michael McBroom
 Senior Woman's Administrator..... Stephanie Sumpter
 Faculty Athletics Representative..... Dr. Dave Rausch
 Athletics Department Phone..... (806) 651-4400

FACILITY HISTORY

Opened..... January 26, 2002
 Capacity..... 4,800
 Home Record (Since 1/26/02)..... 203-30 (.871)
 Undefeated Seasons at the FUBC (Last)..... 4 (2013-14)

HISTORY

Start of Modern Statistical Era..... 1980-81 (39th season)
 All-Time Record..... 902-255 (.779)
 All-Time Home Record..... 488-68 (.878)
 All-Time Road/Neutral Record..... 418-187 (.691)
 NCAA Postseason Appearances..... 24
 Last NCAA Postseason Appearance..... 2017-18
 (Lost to Lubbock Christian (56-53) - Regional Finals)
 LSC Division/Regular Season Titles (Last)..... 17 (2018-19)
 LSC Tournament Appearances..... 31
 LSC Tournament Championships (Last)..... 14 (2017-18)

BASKETBALL COACHING STAFF

Head Coach..... Kristen Mattio
 Alma Mater..... Evangel (2003)
 Record at WT..... 83-19 (4th Season)
 Winning Percentage at WT..... 81.4%
 Career Record..... 83-19 (4th Season)
 Associate Head Coach..... Camille Perkins
 Assistant Coach..... Kristian Branson

2017-18 REVIEW

Overall Record..... 29-5
 Home: 11-3 | Away: 12-2 | Neutral: 6-0
 LSC Record (Finish)..... 16-4 (1st)
 Conference Tournament..... LSC Champions
 vs. MSU Texas, W 70-49
 vs. Texas A&M-Commerce, W 68-55
 vs. Tarleton, W 80-66
 Postseason..... South Central Regional Finals
 vs. Arkansas-Fort Smith, W 81-66
 vs. Metro State, W 70-60
 at Lubbock Christian, L 53-53
 Final WBCA Ranking..... 17th

2018-19 PREVIEW

Letterwinners Returning/Lost..... 8/5
 Starters Returning/Lost..... 3/2
 Returning Redshirts..... 0
 Newcomers..... 6
 Returning Minutes..... 65.4% (4,464 of 6,825)
 Returning Points..... 66.8% (1,611 of 2,410)
 Returning Rebounds..... 53.9% (732 of 1,359)

ATHLETIC COMMUNICATIONS

Assistant Director/WBB Contact..... Brent Seals
 Cell Phone..... (806) 674-7050
 Office Phone..... (806) 651-4442
 Email..... bseals@wtamu.edu
 Office Mailing Address..... WTAMU Box 60049
 Canyon, TX 79016
 Office Address..... 2620 Russell Long Boulevard
 Canyon, Texas 79015
 Virgil Henson Activities Center (Room 218A)
 Athletics Website..... www.GoBuffsGo.com
 Twitter..... @LadyBuffHoops
 Facebook..... /LadyBuffHoops
 Instagram..... @LadyBuffBasketball



NUMERICAL ROSTER

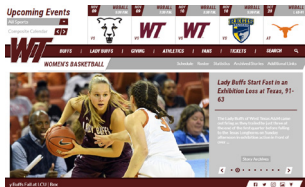
#	Name	Yr.	Pos.	Ht.	Exp.	Hometown (Previous/HS)
2	Deleyah Harris	Sr.	G	5-9	1L	Omaha, Nebraska (Kirkwood CC)
3	Megan Gamble	Jr.	G	5-7	1L	Omaha, Nebraska (North Dakota State)
4	Lexy Hightower	Jr.	G	5-8	2L	Amarillo, Texas (Amarillo)
10	Delaney Nix	Fr.	G	5-8	HS	Tahlequah, Oklahoma (Tahlequah)
11	Nathalie Linden	Jr.	G	5-10	TR	Stockholm, Sweden (Colorado State)
20	Tiana Parker	Sr.	P	6-5	1L	Chehalis, Washington (Tennessee State)
21	Daria Cosgrove	So.	G	5-9	1L	Plano, Texas (Plano West)
23	Braylyn Dollar	Fr.	F	6-0	HS	Lubbock, Texas (Monterey)
24	Reagan Haynes	Sr.	G	5-7	3L	Gruver, Texas (Gruver)
25	Jenna Legan	So.	G	5-7	HS	Sundown, Texas (Sundown)
30	Lucy Burke	Jr.	G	6-0	TR	Melbourne, Australia (Coffeyville CC)
34	Abby Spurgin	So.	P	6-2	1L	Fredericksburg, Texas (Fredericksburg)
40	Mary Rose Foster	Fr.	F	6-0	HS	Frisco, Texas (Reedy)
41	Tyesha Taylor	Sr.	P	6-5	1L	Temple, Texas (New Mexico State)

ALPHABETICAL ROSTER

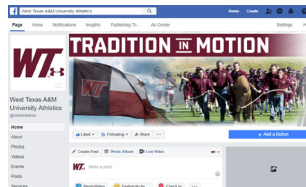
#	Name	Yr.	Pos.	Ht.	Exp.	Hometown (Previous/HS)
30	Lucy Burke	Jr.	G	6-0	TR	Melbourne, Australia (Coffeyville CC)
21	Daria Cosgrove	So.	G	5-9	1L	Plano, Texas (Plano West)
23	Braylyn Dollar	Fr.	F	6-0	HS	Lubbock, Texas (Monterey)
40	Mary Rose Foster	Fr.	F	6-0	HS	Frisco, Texas (Reedy)
3	Megan Gamble	Jr.	G	5-7	1L	Omaha, Nebraska (North Dakota State)
2	Deleyah Harris	Sr.	G	5-9	1L	Omaha, Nebraska (Kirkwood CC)
24	Reagan Haynes	Sr.	G	5-7	3L	Gruver, Texas (Gruver)
4	Lexy Hightower	Jr.	G	5-8	2L	Amarillo, Texas (Amarillo)
25	Jenna Legan	So.	G	5-7	HS	Sundown, Texas (Sundown)
11	Nathalie Linden	Jr.	G	5-10	TR	Stockholm, Sweden (Colorado State)
10	Delaney Nix	Fr.	G	5-8	HS	Tahlequah, Oklahoma (Tahlequah)
20	Tiana Parker	Sr.	P	6-5	1L	Chehalis, Washington (Tennessee State)
34	Abby Spurgin	So.	P	6-2	1L	Fredericksburg, Texas (Fredericksburg)
41	Tyesha Taylor	Sr.	P	6-5	1L	Temple, Texas (New Mexico State)

COACHING STAFF

Head Coach: Kristen Mattio (4th Season)
 Associate Head Coach: Camille Perkins (5th Season)
 Assistant Coach: Kristian Branson (2nd Season)
 Student Assistants: Brandon Walker / Wade Whaley



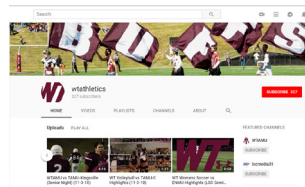
Official Athletic Website
www.GoBuffsGo.com



WT Athletics Facebook
[.com/WTAthletics](https://www.facebook.com/WTAthletics)



WT Athletics Twitter
 @WTAthletics #BuffNation



WT Athletics YouTube
[.com/WTAthletics](https://www.youtube.com/WTAthletics)

2018-19 SCHEDULE

Date	Opponent	Location	Arena	Time
OCTOBER				
Oct. 28	Texas (Exhibition)	Austin, Texas	Frank Erwin Center	1:00 p.m.
NOVEMBER				
Nov. 9	UC-Colorado Springs !	Canyon, Texas	First United Bank Center	5:30 p.m.
Nov. 10	Regis !	Canyon, Texas	First United Bank Center	5:30 p.m.
Nov. 16	Colorado School of Mines	Golden, Colorado	Lockridge Arena	7:00 p.m.
Nov. 17	MSU Denver	Denver, Colorado	Auraria Events Center	8:00 p.m.
Nov. 23	New Mexico Highlands ^	Canyon, Texas	First United Bank Center	2:30 p.m.
Nov. 24	Colorado State-Pueblo ^	Canyon, Texas	First United Bank Center	2:30 p.m.
Nov. 29	Cameron *	Canyon, Texas	First United Bank Center	5:30 p.m.
DECEMBER				
Dec. 1	MSU Texas *	Canyon, Texas	First United Bank Center	2:00 p.m.
Dec. 6	Science & Arts (Exhibition)	Canyon, Texas	First United Bank Center	5:30 p.m.
Dec. 17	<i>Barry %</i>	<i>Ft. Lauderdale, Florida</i>	<i>Broward County Convention Center</i>	<i>5:30 p.m.</i>
Dec. 18	<i>Palm Beach Atlantic %</i>	<i>Ft. Lauderdale, Florida</i>	<i>Broward County Convention Center</i>	<i>2:30 p.m.</i>
JANUARY				
Jan. 3	UT Permian Basin *	Odessa, Texas	Falcon Dome	5:30 p.m.
Jan. 5	Western New Mexico *	Silver City, New Mexico	Drag's Court	3:00 p.m.
Jan. 10	Texas A&M-Kingsville *	Kingsville, Texas	Steinke Center	5:30 p.m.
Jan. 12	Angelo State *	San Angelo, Texas	Junell Center	2:00 p.m.
Jan. 17	Texas A&M-Commerce *	Canyon, Texas	First United Bank Center	5:30 p.m.
Jan. 19	Tarleton *	Canyon, Texas	First United Bank Center	2:00 p.m.
Jan. 22	Eastern New Mexico *	Portales, New Mexico	Greyhound Arena	6:30 p.m.
Jan. 26	Texas Woman's *	Canyon, Texas	First United Bank Center	2:00 p.m.
Jan. 31	MSU Texas *	Wichita Falls, Texas	D.L. Ligon Coliseum	5:30 p.m.
FEBRUARY				
Feb. 2	Cameron *	Lawton, Oklahoma	Aggie Gym	2:00 p.m.
Feb. 7	Western New Mexico *	Canyon, Texas	First United Bank Center	5:30 p.m.
Feb. 9	UT Permian Basin *	Canyon, Texas	First United Bank Center	2:00 p.m.
Feb. 14	Angelo State *	Canyon, Texas	First United Bank Center	5:30 p.m.
Feb. 16	Texas A&M-Kingsville *	Canyon, Texas	First United Bank Center	2:00 p.m.
Feb. 21	Tarleton *	Stephenville, Texas	Wisdom Gym	5:30 p.m.
Feb. 23	Texas A&M-Commerce *	Commerce, Texas	TAMUC Fieldhouse	2:00 p.m.
Feb. 26	Eastern New Mexico *	Canyon, Texas	First United Bank Center	5:30 p.m.
Feb. 28	Texas Woman's *	Denton, Texas	Kitty Magee Arena	7:00 p.m.
MARCH				
Mar. 6/7	LSC Quarterfinals	Frisco, Texas	Dr. Pepper Arena	T.B.D.
Mar. 8/9	LSC Semifinals	Frisco, Texas	Dr. Pepper Arena	T.B.D.
Mar. 10	LSC Championship	Frisco, Texas	Dr. Pepper Arena	T.B.D.
Mar. 15	Regional Quarterfinals	T.B.D.	Top Seed Host	T.B.D.
Mar. 16	Regional Semifinals	T.B.D.	Top Seed Host	T.B.D.
Mar. 18	Regional Championship	T.B.D.	Top Seed Host	T.B.D.
Mar. 26	National Quarterfinals	Sioux Falls, South Dakota	Sanford Pentagon	T.B.D.
Mar. 27	National Semifinals	Sioux Falls, South Dakota	Sanford Pentagon	T.B.D.
Mar. 29	National Championship	Sioux Falls, South Dakota	Sanford Pentagon	T.B.D.



- ! South Central Regional Challenge
- ^ Pak-A-Sak WT Thanksgiving Classic
- % Cruzin Classic
- * Lone Star Conference Game

Dates and times are subject to change.
All times are Central.
Home games played at the First United Bank Center (FUBC) in Canyon.



FIRST UNITED BANK CENTER (FUBC)

The First United Bank Center opened on January 26, 2002 to a capacity crowd of over 5,000 who jammed into the arena for the inaugural basketball games. Featuring a state-of-the-art sound system and scoreboard with a large video screen, the 75,000 square foot building is the place to be for exciting Lone Star Conference basketball. A brand new wall-to-wall, all-wooden playing floor was installed prior to the 2015-16 seasons as West Texas A&M and the Canyon community boasts one of the nicest and fan-friendly arenas in all of NCAA Division II.

The center gazes over Interstate-27 towards Palo Duro Canyon. The center has the ability to accommodate events ranging from banquets for guests ranging from 70 to more than 400.

The arena hosts WTAMU graduation, concerts, high school basketball playoffs and other events. The 2002 NCAA Division II National Championship Volleyball tournament was also held in the center.

Willie Nelson, Pat Green, Martina McBride, Buddy Jewell, Merle Haggard and the superstars of World Wrestling Entertainment are among the headliners that have performed at the First United Bank Center.

Officially opened to the public in January 2002, the First United Bank Center at West Texas A&M University replaced the fabled WT Fieldhouse, better known as "The Box," as the premiere venue for WT Buffs and Lady Buffs NCAA Basketball after more than half a century.

Conceived in 1996, University officials began planning for the center to host not only graduation but also sporting events, trade shows and concerts. Construction began on November 3, 2000 and opened it's doors on January 26, 2002 for the Buffs' and Lady Buffs' games against Abilene Christian University.

The 77,000 square foot facility was constructed at a total cost of \$14 million. Designed for many uses, the center hosts area high school playoff basketball games, concert performances as well as craft and trade shows. The arena also played host to the NCAA Division II National Volleyball Tournament in 2002 and is the permanent home for WTAMU commencement ceremonies.

The facility serves as the easternmost anchor for the WTAMU campus. The arena seats approximately 4,700 patrons for sporting events and can seat almost 5,800 for concerts and commencement. The facility houses three home locker rooms, two visitor locker rooms, officials' dressing rooms, two concession areas, a training room, a hospitality suite, and a hospitality dining room.



Brad Stark
 "The Voice of WT Basketball"

Stark is now in his 35th season as the voice of WT Athletics. The Amarillo native has been the soundtrack of countless historic moments in WTAMU history as he serves as the PA voice for volleyball, football, basketball and softball. Stark has been a part of three volleyball national championships, a softball national title as well as numerous NCAA and Lone Star Conference postseason events. That all adds up to over 3,000 events for Stark over the last three decades in Canyon.

FIRST UNITED BANK CENTER "HOME OF LADY BUFF BASKETBALL"

ALL-TIME ATTENDANCE MARKS (TOP 75)

Opponent	Date	Att.	Result
1. Abilene Christian	January 26, 2002	4,941	L, 77-81
2. Colorado Mesa	March 17, 2014	3,365	W, 59-56
3. Tarleton State	February 25, 2006	3,260	W, 90-57
4. Tarleton State	February 23, 2008	3,123	W, 64-48
5. Abilene Christian	January 17, 2009	2,971	W, 91-65
6. Northwest Missouri State	March 14, 2008	2,754	L, 71-72 OT
7. Midwestern State	February 24, 2007	2,733	W, 73-55
8. Texas A&M-Commerce	February 2, 2002	2,650	W, 80-61
9. Central Oklahoma	March 16, 2009	2,602	W, 65-52
10. St. Mary's	March 12, 2010	2,597	W, 78-50
11. Emporia State	March 13, 2010	2,586	L, 69-76
12. Abilene Christian	February 27, 2010	2,167	L, 72-78
Tarleton State	February 25, 2017	2,147	W, 73-69
14. Angelo State	February 17, 2018	2,088	W, 71-62
15. Tarleton State	January 23, 2010	2,017	W, 74-69
16. Texas A&M-Commerce	January 20, 2018	1,923	L, 55-59
17. Midwestern State	February 11, 2015	1,957	W, 59-55
18. Tarleton State	January 18, 2018	1,917	L, 64-66
19. Abilene Christian	February 27, 2008	1,861	W, 60-58
20. Texas A&M-Kingsville	January 18, 2014	1,848	W, 82-47
21. Tarleton State	February 18, 2015	1,829	W, 76-63
22. Texas A&M-Kingsville	February 7, 2015	1,827	W, 81-57
23. Emporia State	March 14, 2009	1,821	W, 86-83
24. Midwestern State	February 19, 2011	1,789	W, 75-59
25. UC-Colorado Springs	March 16, 2015	1,747	W, 96-69
26. Texas A&M-Kingsville	February 21, 2009	1,697	L, 66-70
27. Eastern New Mexico	February 6, 2010	1,677	W, 84-45
28. Angelo State	January 21, 2006	1,661	W, 67-65
29. St. Mary's	March 15, 2014	1,656	W, 79-66
30. Texas A&M-Commerce	January 22, 2005	1,655	L, 69-78
31. Tarleton State	March 2, 2013	1,621	W, 67-62
32. Tarleton State	January 22, 2014	1,587	W, 82-60
33. Texas Woman's	February 27, 2005	1,555	W, 97-63
34. Abilene Christian	March 13, 2009	1,552	W, 78-53
35. Eastern New Mexico	February 16, 2008	1,546	W, 78-57
36. Eastern New Mexico	January 15, 2011	1,532	W, 66-51
37. McMurry	November 23, 2012	1,526	W, 82-23
Abilene Christian	January 31, 2004	1,526	W, 68-64
39. Texas A&M-Kingsville	February 5, 2011	1,521	W, 72-51
40. Tarleton State	February 14, 2009	1,508	W, 69-50
41. Eastern New Mexico	January 30, 2016	1,502	W, 67-45
42. Abilene Christian	February 5, 2005	1,478	W, 80-55
43. Angelo State	January 29, 2004	1,445	W, 57-55
44. Texas A&M-Kingsville	February 21, 2004	1,428	W, 95-49
45. Southwestern Oklahoma St.	November 24, 2012	1,412	L, 51-79
Texas A&M-Kingsville	February 4, 2006	1,412	W, 110-77
47. Tarleton State	February 18, 2012	1,411	W, 58-52
48. Tarleton State	January 23, 2016	1,397	W, 78-73 OT
49. Texas Woman's	February 10, 2007	1,353	W, 89-72
50. Tarleton State	January 26, 2011	1,352	L, 43-64
51. Texas A&M-Commerce	January 24, 2015	1,342	W, 100-73
52. Eastern New Mexico	February 28, 2015	1,341	W, 99-67
53. Drury	November 29, 2008	1,310	W, 80-62
54. Eastern New Mexico	January 26, 2013	1,297	W, 70-43
55. Texas A&M-Kingsville	February 9, 2007	1,285	W, 78-51
56. Eastern New Mexico	February 1, 2014	1,279	W, 82-54
57. Midwestern State	February 22, 2012	1,263	W, 71-69
58. Angelo State	February 17, 2010	1,261	W, 64-53
Angelo State	March 5, 2004	1,261	L, 59-65
60. Eastern New Mexico	November 25, 2006	1,243	W, 79-67
61. Northeastern State	December 20, 2010	1,228	L, 62-65
62. Angelo State	February 12, 2011	1,222	W, 71-56
63. Eastern New Mexico	February 4, 2009	1,215	W, 87-49
64. Texas A&M-Kingsville	February 23, 2013	1,207	W, 79-67
65. Arkansas-Fort Smith	March 14, 2015	1,194	W, 70-57
66. Midwestern State	January 4, 2018	1,187	W, 64-46
67. Texas Woman's	February 13, 2016	1,175	W, 73-69
Texas A&M-Commerce	February 1, 2003	1,175	W, 73-64
69. Midwestern State	February 10, 2010	1,158	W, 88-54
70. Central Oklahoma	December 18, 2010	1,157	W, 91-77
Texas A&M-Kingsville	January 13, 2010	1,157	W, 88-72
72. Oklahoma Panhandle State	November 28, 2008	1,149	W, 93-43
73. Midwestern State	January 8, 2014	1,132	W, 71-54
74. Southwestern Oklahoma St.	December 4, 2010	1,127	L, 70-78
75. Midwestern State	January 21, 2009	1,120	W, 69-56

NCAA POSTSEASON ATTENDANCE RECORDS

Opponent	Date	Att.	Result
1. Colorado Mesa	March 17, 2014	3,365	W, 59-56
2. Northwest Missouri St.	March 14, 2008	2,754	L, 71-72 OT
3. Central Oklahoma	March 16, 2009	2,602	W, 65-52
4. St. Mary's	March 12, 2010	2,597	W, 78-50
5. Emporia State	March 13, 2010	2,586	L, 69-76
6. Emporia State	March 14, 2009	1,821	W, 86-83
7. UC-Colorado Springs	March 16, 2015	1,747	W, 96-69
8. St. Mary's	March 15, 2014	1,656	W, 79-66
9. Abilene Christian	March 13, 2009	1,552	W, 78-53
10. Arkansas-Fort Smith	March 14, 2015	1,194	W, 70-57
11. St. Edward's	March 14, 2014	1,104	W, 90-72
12. Cameron	March 13, 2015	1,015	W, 80-61

BY THE NUMBERS

Opening Day.....	January 26, 2002 (Saturday)
Opponent (Result).....	Abilene Christian (L, 77-81)
All-Time Home Record.....	203-30 (.871)
Total Attendance.....	252,784
Games Played.....	233
Average Attendance.....	1,085
1,000+ Attendance Games.....	103
2,000+ Attendance Games.....	15
3,000+ Attendance Games.....	4
4,000+ Attendance Games.....	1
First Win.....	50-44, Texas A&M-Kingsville (1/31/2002)
25th Win.....	104-55, Texas A&M-Commerce (2/19/2004)
50th Win.....	93-61, Cameron (2/28/2006)
75th Win.....	73-55, Midwestern State (2/24/2007)
100th Win.....	69-50, Tarleton State (2/14/2009)
150th Win.....	88-57, Colorado State-Pueblo (11/30/2013)
200th Win.....	58-46, Western New Mexico (1/27/2018)





Back Row (L to R): Kristian Branson, Kristen Mattio, Camille Perkins, Tyesha Taylor, Mary Rose Foster, Braylyn Dollar, Delaney Nix, Lucy Burke, Stephanie McLain, Brandon Walker, Wade Whaley
 Front Row (L to R): Tiana Parker, Daria Cosgrove, Lexy Hightower, Megan Gamble, Reagan Haynes, Deleyah Harris, Nathalie Linden, Jenna Legan, Abby Spurgin

NUMERICAL ROSTER

#	Name	Yr.	Pos.	Ht.	Exp.	Hometown (Previous/HS)
2	Deleyah Harris	Sr.	G	5-9	1L	Omaha, Nebraska (Kirkwood CC)
3	Megan Gamble	Jr.	G	5-7	1L	Omaha, Nebraska (North Dakota State)
4	Lexy Hightower	Jr.	G	5-8	2L	Amarillo, Texas (Amarillo)
10	Delaney Nix	Fr.	G	5-8	HS	Tahlequah, Oklahoma (Tahlequah)
11	Nathalie Linden	Jr.	G	5-10	TR	Stockholm, Sweden (Colorado State)
20	Tiana Parker	Sr.	P	6-5	1L	Chehalis, Washington (Tennessee State)
21	Daria Cosgrove	So.	G	5-9	1L	Plano, Texas (Plano West)
23	Braylyn Dollar	Fr.	F	6-0	HS	Lubbock, Texas (Monterey)
24	Reagan Haynes	Sr.	G	5-7	3L	Gruver, Texas (Gruver)
25	Jenna Legan	So.	G	5-7	HS	Sundown, Texas (Sundown)
30	Lucy Burke	Jr.	G	6-0	TR	Melbourne, Australia (Coffeyville CC)
34	Abby Spurgin	So.	P	6-2	1L	Fredericksburg, Texas (Fredericksburg)
40	Mary Rose Foster	Fr.	F	6-0	HS	Frisco, Texas (Reedy)
41	Tyesha Taylor	Sr.	P	6-5	1L	Temple, Texas (New Mexico State)

ALPHABETICAL ROSTER

#	Name	Yr.	Pos.	Ht.	Exp.	Hometown (Previous/HS)
30	Lucy Burke	Jr.	G	6-0	TR	Melbourne, Australia (Coffeyville CC)
21	Daria Cosgrove	So.	G	5-9	1L	Plano, Texas (Plano West)
23	Braylyn Dollar	Fr.	F	6-0	HS	Lubbock, Texas (Monterey)
40	Mary Rose Foster	Fr.	F	6-0	HS	Frisco, Texas (Reedy)
3	Megan Gamble	Jr.	G	5-7	1L	Omaha, Nebraska (North Dakota State)
2	Deleyah Harris	Sr.	G	5-9	1L	Omaha, Nebraska (Kirkwood CC)
24	Reagan Haynes	Sr.	G	5-7	3L	Gruver, Texas (Gruver)
4	Lexy Hightower	Jr.	G	5-8	2L	Amarillo, Texas (Amarillo)
25	Jenna Legan	So.	G	5-7	HS	Sundown, Texas (Sundown)
11	Nathalie Linden	Jr.	G	5-10	TR	Stockholm, Sweden (Colorado State)
10	Delaney Nix	Fr.	G	5-8	HS	Tahlequah, Oklahoma (Tahlequah)
20	Tiana Parker	Sr.	P	6-5	1L	Chehalis, Washington (Tennessee State)
34	Abby Spurgin	So.	P	6-2	1L	Fredericksburg, Texas (Fredericksburg)
41	Tyesha Taylor	Sr.	P	6-5	1L	Temple, Texas (New Mexico State)



#2 DELEYAH HARRIS
5-9 | Guard | Senior
Omaha, Nebraska



#3 MEGAN GAMBLE
5-7 | Guard | Junior
Omaha, Nebraska



#4 LEXY HIGHTOWER
5-8 | Guard | Junior
Amarillo, Texas



#10 DELANEY NIX
5-8 | Guard | Freshman
Tahlequah, Oklahoma



#11 NATHALIE LINDEN
5-10 | Guard | Junior
Stockholm, Sweden



#20 TIANA PARKER
6-5 | Post | Senior
Chehalis, Washington



#21 DARIA COSGROVE
5-9 | Guard | Sophomore
Plano, Texas



#23 BRAYLUN DOLLAR
6-0 | Forward | Freshman
Lubbock, Texas



#24 REAGAN HAYNES
5-7 | Guard | Senior
Gruver, Texas



#25 JENNA LEGAN
5-7 | Guard | Sophomore
Sundown, Texas



#30 LUCY BURKE
6-0 | Guard | Junior
Melbourne, Australia



#34 ABBY SPURGIN
6-2 | Post | Sophomore
Fredericksburg, Texas



#40 MARY ROSE FOSTER
6-0 | Forward | Freshman
Frisco, Texas



#41 TYESHA TAYLOR
6-5 | Post | Senior
Temple, Texas



KRISTIN MATTIO
Head Coach
Fourth Season



CAMILLE PERKINS
Associate Head Coach
Fifth Season



KRISTIAN BRANSON
Assistant Coach
Second Season



BRANDON WALKER
Student Coach
Second Season



WADE WHALEY
Student Coach
Second Season

2 DELEYAH HARRIS

Senior | Guard | 5-9 | Psychology
Omaha, Nebraska | Benson HS | Kirkwood CC



PLAYER HIGHS

SEASON HIGHS	Points:	--
	Rebounds:	--
	Assists:	--
	Steals:	--
	Blocks:	--
	Field Goals:	--
	3-Pointers:	--
	Free Throws:	--
	Minutes:	--

CAREER HIGHS	Points:	20	Texas Woman's (12/7/17)
	Rebounds:	10 (2x)	Tarleton State (1/18/18)
	Assists:	6 (2x)	vs. UA-Fort Smith (3/10/18)
	Steals:	6	at UC-Colorado Springs (11/10/17)
	Blocks:	2	vs. Simon Fraser (12/18/17)
	Field Goals:	8	Texas Woman's (12/7/17)
	3-Pointers:	2 (4x)	at Tarleton State (2/24/17)
	Free Throws:	9	at UT Permian Basin (12/5/17)
	Minutes:	36	at Regis (11/11/17)

LSC HIGHS	Points:	20	Texas Woman's (12/7/17)
	Rebounds:	10 (2x)	Tarleton State (1/18/18)
	Assists:	4 (3x)	at Tarleton State (2/24/17)
	Steals:	4	Eastern New Mexico (1/25/18)
	Blocks:	1	at Cameron (2/8/18)
	Field Goals:	8	Texas Woman's (12/7/17)
	3-Pointers:	2 (4x)	at Tarleton State (2/24/17)
	Free Throws:	9	at UT Permian Basin (12/5/17)
	Minutes:	33	Texas Woman's (12/7/17)

PRODUCTION TRACKER	2018-19	Career	
	Had a Double-Double	--	9
	Scored 10+ Points	--	1
	Scored 20+ Points	--	3
	Led WT in Scoring	--	6
	Led WT in Rebounds	--	5
	Led WT in Assists	--	10
	Led WT in Steals	--	--
	Made 3+ 3-pt FG's	--	4
	Had 3+ Steals	--	10
	Had 3+ Assists	--	--
	Made 5+ 3-pt FG's	--	1
	Had 5+ Steals	--	1
	Had 5+ Assists	--	1

2017-18 GAME-BY-GAME

Opponent	Date	gs	min	Total		3-Pointers		Free throws		Rebounds				pf	a	t/o	blk	stl	pts	avg	
				fg-fga	pct	3fg-fga	pct	ft-fa	pct	off	def	tot	avg								
at UC-Colorado Springs	11/10/17	*	23	3-6	.500	1-1	1.000	2-2	1.000	2	5	7	7.0	1	1	2	0	6	9	9.0	
at Regis University	11/11/17	*	36	4-6	.667	1-2	.500	4-4	1.000	2	6	8	7.5	2	3	0	0	3	13	11.0	
SCIENCE & ARTS (OK)	11/16/17	*	31	2-5	.400	0-1	.000	6-7	.857	1	3	4	6.3	2	1	1	1	0	10	10.7	
TEXAS A&M-INTL	11/24/17	*	9	2-5	.400	2-4	.500	2-4	.500	0	2	2	5.3	3	2	1	0	0	8	10.0	
CSU-PUEBLO	11/25/17	*	27	1-4	.250	0-1	.000	2-3	.667	3	3	6	5.4	0	3	0	0	1	4	8.8	
at Western N.M.	11/30/17	*	30	7-10	.700	1-3	.333	4-5	.800	5	2	7	5.7	4	2	5	0	0	19	10.5	
at Eastern N.M.	12/02/17	*	26	1-3	.333	0-1	.000	0-0	.000	0	2	2	5.1	2	0	2	0	0	2	9.3	
at UT Permian Basin	12/05/17	*	20	3-7	.429	0-2	.000	9-12	.750	0	1	1	4.6	2	2	2	0	2	15	10.0	
TEXAS WOMAN'S	12/07/17	*	33	8-14	.571	2-4	.500	2-2	1.000	4	3	7	4.9	2	2	0	0	2	20	11.1	
vs Simon Fraser	12/18/17	*	24	2-5	.400	0-1	.000	1-2	.500	3	3	6	5.0	0	3	3	2	2	5	10.5	
at Western Washington	12/19/17	*	23	4-7	.571	0-1	.000	1-2	.500	0	1	1	4.6	3	3	3	1	1	9	10.4	
SOUTHWEST (N.M.)	12/29/17	*	19	5-10	.500	1-3	.333	0-0	.000	0	1	1	4.3	0	6	0	0	1	11	10.4	
MIDWESTERN STATE	01/04/18	*	32	5-9	.556	1-4	.250	1-3	.333	1	6	7	4.5	3	1	1	0	2	12	10.5	
CAMERON	01/06/18	*	22	3-8	.375	0-2	.000	5-6	.833	2	8	10	4.9	2	2	1	0	0	11	10.6	
at Angelo State	01/11/18	*	25	4-11	.364	2-2	1.000	0-2	.000	2	2	4	4.9	2	2	5	0	1	10	10.5	
at Tex. A&M-Kingsville	01/13/18	*	18	2-5	.400	1-2	.500	0-0	.000	2	2	4	4.7	1	4	0	0	1	5	10.2	
TARLETON STATE	01/18/18	*	28	3-8	.375	0-1	.000	3-4	.750	5	5	10	5.0	2	0	3	0	3	9	10.1	
TEXAS A&M-COMMERCE	01/20/18	*	18	1-3	.333	1-2	.500	2-2	1.000	1	3	4	4.9	4	1	3	0	1	5	9.8	
EASTERN N.M.	01/25/18		24	2-5	.400	0-0	.000	2-2	1.000	0	1	1	4.7	2	1	3	0	4	6	9.6	
WESTERN N.M.	01/27/18		17	3-5	.600	1-2	.500	0-1	.000	1	3	4	4.7	0	3	2	0	1	7	9.5	
UT PERMIAN BASIN	01/30/18		13	3-5	.600	2-2	1.000	2-2	1.000	2	4	6	4.8	0	0	2	0	1	10	9.5	
at Texas Woman's	02/03/18		23	1-6	.167	1-2	.500	2-2	1.000	2	3	5	4.8	0	2	2	0	0	5	9.3	
at Cameron	02/08/18		16	1-3	.333	0-1	.000	2-4	.500	0	3	3	4.7	0	0	1	1	1	4	9.1	
at Midwestern State	02/10/18		22	4-5	.800	1-2	.500	2-3	.667	1	3	4	4.7	2	3	2	0	1	11	9.2	
TEXAS A&M-KINGSVILLE	02/15/18		13	2-4	.500	1-2	.500	2-2	1.000	0	1	1	4.5	0	4	0	1	3	7	9.1	
ANGELO STATE	02/17/18		15	1-5	.200	1-3	.333	2-2	1.000	3	3	6	4.6	2	0	2	0	1	5	8.9	
at Texas A&M-Commerce	02/22/18		19	2-5	.400	0-1	.000	0-0	.000	4	4	8	4.7	0	2	2	0	3	4	8.7	
at Tarleton State	02/24/18		16	3-7	.429	2-4	.500	0-0	.000	1	3	4	4.7	1	4	0	0	0	8	8.7	
vs Midwestern State	03/01/18		16	0-4	.000	0-1	.000	2-2	1.000	1	2	3	4.6	1	2	2	0	0	2	8.5	
vs Texas A&M-Commerce	03/03/18		27	3-7	.429	0-0	.000	2-3	.667	2	2	4	4.6	2	1	2	0	2	8	8.5	
vs Tarleton State	03/04/18		21	2-4	.500	1-3	.333	1-2	.500	0	0	0	4.5	1	2	0	0	0	6	8.4	
vs Ark.-Fort Smith	03/09/18		22	1-4	.250	0-1	.000	2-2	1.000	2	3	5	4.5	0	1	2	0	3	4	8.3	
vs Metro St.	03/10/18		13	1-1	1.000	0-0	.000	0-0	.000	0	2	2	4.4	0	0	1	0	1	2	8.1	
at Lubbock Christian	03/12/18		24	1-3	.333	0-1	.000	3-4	.750	3	2	5	4.4	2	2	2	0	0	5	8.0	
Totals			18	745	90-199	.452	23-62	.371	68-91	.747	53	97	150	4.4	48	65	57	6	47	271	8.0

Games played: 34
Minutes/game: 21.9
Points/game: 8.0
FG Pct: 45.2
3FG Pct: 37.1
FT Pct: 74.7

Rebounds/game: 4.4
Assists/game: 1.9
Turnovers/game: 1.7
Assist/turnover ratio: 1.1
Steals/game: 1.4
Blocks/game: 0.2

CAREER STATS

Year	GP-GS	Min	Avg	FG-FGA	PCT	3pt FG-FGA	PCT	FT-FTA	PCT	O-D-T	AVG	PF	FO	AST	T/O	BLK	STL	PTS	AVG
2017-18	34-18	745	21.9	90-199	.452	23-62	.371	68-91	.747	53-97-150	4.4	48	0	65	57	6	47	271	8.0
2018-19	--	--	--	--	--	--	--	--	--	--	--	--	--	--	--	--	--	--	--
TOTAL	34-18	745	21.9	90-199	.452	23-62	.371	68-91	.747	53-97-150	4.4	48	0	65	57	6	47	271	8.0

3 MEGAN GAMBLE

Junior | Guard | 5-7 | Health Science
Omaha, Nebraska | Central HS | North Dakota State



PLAYER HIGHS

Points:	--
Rebounds:	--
Assists:	--
Steals:	--
Blocks:	--
Field Goals:	--
3-Pointers:	--
Free Throws:	--
Minutes:	--

Points:	17	vs. A&M-Commerce (3/3/18)
Rebounds:	6	at UC-Colorado Springs (11/10/17)
Assists:	8 (2x)	at Tarleton State (2/24/18)
Steals:	5	Texas Woman's (12/7/17)
Blocks:	1 (5x)	UT Permian Basin (1/30/18)
Field Goals:	5	vs. A&M-Commerce (3/3/18)
3-Pointers:	3	vs. Tarleton State (3/4/18)
Free Throws:	6	vs. A&M-Commerce (3/3/18)
Minutes:	35	vs. Tarleton State (3/4/18)

Points:	8	Western New Mexico (1/27/18)
Rebounds:	5 (3x)	Angelo State (2/17/18)
Assists:	8 (2x)	at Tarleton State (2/24/18)
Steals:	5	Texas Woman's (12/7/17)
Blocks:	1 (4x)	UT Permian Basin (1/30/18)
Field Goals:	3	Western New Mexico (1/27/18)
3-Pointers:	1 (5x)	A&M-Kingsville (2/15/18)
Free Throws:	3 (2x)	Angelo State (2/17/18)
Minutes:	34 (2x)	at Midwestern State (2/10/18)

	2018-19	Career
Had a Double-Double	--	--
Scored 10+ Points	--	3
Scored 20+ Points	--	--
Led WT in Scoring	--	1
Led WT in Rebounds	--	--
Led WT in Assists	--	17
Led WT in Steals	--	6
Made 3+ 3-pt FG's	--	1
Had 3+ Steals	--	5
Had 3+ Assists	--	23
Made 5+ 3-pt FG's	--	--
Had 5+ Steals	--	2
Had 5+ Assists	--	8

2017-18 GAME-BY-GAME

Opponent	Date	gs	min	Total		3-Pointers		Free throws		Rebounds				pf	a	t/o	blk	stl	pts	avg	
				fg-fga	pct	3fg-fga	pct	ft-fa	pct	off	def	tot	avg								
at UC-Colorado Springs	11/10/17	*	22	2-4	.500	1-2	.500	0-0	.000	1	5	6	6.0	1	4	0	1	2	5	5.0	
at Regis University	11/11/17	*	24	2-2	1.000	0-0	.000	0-0	.000	0	1	1	3.5	4	3	1	0	1	4	4.5	
SCIENCE & ARTS (OK)	11/16/17	*	23	2-2	1.000	0-1	.000	1-2	.500	2	2	4	3.7	1	4	2	0	1	5	4.7	
TEXAS A&M-INTL	11/24/17	*	20	1-6	.167	1-4	.250	0-2	.000	0	1	1	3.0	2	5	2	0	1	3	4.3	
CSU-PUEBLO	11/25/17	*	30	0-2	.000	0-1	.000	0-2	.000	3	2	5	3.4	1	5	0	0	0	0	3.4	
at Western N.M.	11/30/17	*	24	1-3	.333	1-2	.500	1-2	.500	0	1	1	3.0	1	5	1	0	0	4	3.5	
at Eastern N.M.	12/02/17	*	22	1-1	1.000	1-1	1.000	2-2	1.000	0	1	1	2.7	2	1	0	0	0	5	3.7	
at UT Permian Basin	12/05/17	*	16	0-1	.000	0-0	.000	0-0	.000	1	0	1	2.5	1	3	6	1	0	0	3.3	
TEXAS WOMAN'S	12/07/17	*	22	1-3	.333	0-0	.000	2-2	1.000	0	0	0	2.2	1	3	4	0	5	4	3.3	
vs Simon Fraser	12/18/17	*	28	2-2	1.000	0-0	.000	0-0	.000	0	4	4	2.4	1	7	1	0	1	4	3.4	
at Western Washington	12/19/17	*	33	2-2	1.000	0-0	.000	3-4	.750	0	3	3	2.5	1	4	1	0	1	7	3.7	
SOUTHWEST (N.M.)	12/29/17	*	12	0-1	.000	0-0	.000	0-0	.000	1	2	3	2.5	2	4	0	0	0	0	3.4	
MIDWESTERN STATE	01/04/18	*	28	1-3	.333	0-2	.000	0-2	.000	1	1	2	2.5	2	7	2	0	1	2	3.3	
CAMERON	01/06/18	*	23	1-3	.333	1-2	.500	1-2	.500	3	2	5	2.6	2	3	1	0	2	4	3.4	
at Angelo State	01/11/18	*	24	1-2	.500	0-1	.000	0-0	.000	0	2	2	2.6	3	3	3	0	1	2	3.3	
at Tex. A&M-Kingsville	01/13/18	*	15	2-2	1.000	0-0	.000	1-1	1.000	1	0	1	2.5	3	2	1	0	2	5	3.4	
TARLETON STATE	01/18/18	*	16	0-2	.000	0-1	.000	0-0	.000	0	0	0	2.4	1	3	2	0	0	0	3.2	
TEXAS A&M-COMMERCE	01/20/18	*	34	1-3	.333	0-0	.000	2-2	1.000	0	4	4	2.4	1	3	2	1	0	4	3.2	
EASTERN N.M.	01/25/18		14	0-3	.000	0-0	.000	1-2	.500	1	3	4	2.5	0	1	1	1	0	1	3.1	
WESTERN N.M.	01/27/18		18	3-4	.750	1-1	1.000	1-2	.500	1	1	2	2.5	0	1	0	0	0	8	3.4	
UT PERMIAN BASIN	01/30/18	*	17	1-3	.333	0-0	.000	0-0	.000	1	2	3	2.5	1	4	5	1	1	2	3.3	
at Texas Woman's	02/03/18	*	25	1-4	.250	0-0	.000	0-0	.000	0	2	2	2.5	0	4	1	0	1	2	3.2	
at Cameron	02/08/18	*	32	2-6	.333	0-1	.000	1-3	.333	2	3	5	2.6	3	3	0	0	1	5	3.3	
at Midwestern State	02/10/18	*	34	0-0	.000	0-0	.000	3-8	.375	0	2	2	2.6	3	8	3	0	2	3	3.3	
TEXAS A&M-KINGSVILLE	02/15/18	*	25	2-4	.500	1-2	.500	1-3	.333	0	1	1	2.5	1	3	2	0	0	6	3.4	
ANGELO STATE	02/17/18	*	25	2-6	.333	0-1	.000	3-4	.750	1	4	5	2.6	2	3	0	0	0	7	3.5	
at Texas A&M-Commerce	02/22/18	*	25	2-3	.667	0-0	.000	0-0	.000	1	1	2	2.6	3	2	2	0	0	4	3.6	
at Tarleton State	02/24/18	*	23	1-1	1.000	0-0	.000	1-2	.500	0	1	1	2.5	1	8	2	0	0	3	3.5	
vs Midwestern State	03/01/18	*	33	3-6	.500	1-2	.500	5-6	.833	1	4	5	2.6	1	2	1	0	5	12	3.8	
vs Texas A&M-Commerce	03/03/18	*	27	5-7	.714	1-2	.500	6-9	.667	1	4	5	2.7	2	4	4	0	1	17	4.3	
vs Tarleton State	03/04/18	*	35	3-4	.750	3-3	1.000	5-6	.833	0	3	3	2.7	2	2	3	0	3	14	4.6	
vs Ark.-Fort Smith	03/09/18	*	28	0-3	.000	0-1	.000	3-4	.750	1	0	1	2.7	0	6	2	0	3	3	4.5	
vs Metro St.	03/10/18	*	19	0-3	.000	0-1	.000	2-2	1.000	0	1	1	2.6	2	2	2	0	0	2	4.5	
at Lubbock Christian	03/12/18	*	30	0-3	.000	0-0	.000	2-4	.500	0	2	2	2.6	1	4	0	0	4	2	4.4	
Totals			32	826	45-104	.433	12-31	.387	47-78	.603	23	65	88	2.6	52	125	60	5	39	149	4.4

Games played: 34
Minutes/game: 24.3
Points/game: 4.4
FG Pct: 43.3
3FG Pct: 38.7
FT Pct: 60.3

Rebounds/game: 2.6
Assists/game: 3.7
Turnovers/game: 1.8
Assist/turnover ratio: 2.1
Steals/game: 1.1
Blocks/game: 0.1

CAREER STATS

Year	GP-GS	Min	Avg	FG-FGA	PCT	3pt FG-FGA	PCT	FT-FTA	PCT	O-D-T	AVG	PF	FO	AST	T/O	BLK	STL	PTS	AVG
2017-18	34-32	826	24.3	45-104	.433	12-31	.387	47-78	.603	23-65-88	2.6	52	0	125	60	5	39	149	4.4
2018-19	--	--	--	--	--	--	--	--	--	--	--	--	--	--	--	--	--	--	--
TOTAL	34-32	826	24.3	45-104	.433	12-31	.387	47-78	.603	23-65-88	2.6	52	0	125	60	5	39	149	4.4

4 LEXY HIGHTOWER

Junior | Guard | 5-8 | Broadcasting/Electronic Media
Amarillo, Texas | Amarillo HS



PLAYER HIGHS

SEASON HIGHS

Points:	--
Rebounds:	--
Assists:	--
Steals:	--
Blocks:	--
Field Goals:	--
3-Pointers:	--
Free Throws:	--
Minutes:	--

CAREER HIGHS

Points:	28	vs. UA-Fort Smith (3/9/18)
Rebounds:	6 (2x)	vs. Simon Fraser (12/18/17)
Assists:	6	Texas Woman's (12/7/17)
Steals:	4 (2x)	UT Permian Basin (1/30/18)
Blocks:	2	St. Edward's (11/18/16)
Field Goals:	12	vs. UA-Fort Smith (3/9/18)
3-Pointers:	5 (6x)	at Midwestern State (2/10/18)
Free Throws:	8	Cameron (1/6/18)
Minutes:	40	A&M-Commerce (1/20/18)

LSC HIGHS

Points:	27	at Midwestern State (2/10/18)
Rebounds:	5 (7x)	Eastern New Mexico (1/25/18)
Assists:	6	Texas Woman's (12/7/17)
Steals:	4	UT Permian Basin (1/30/18)
Blocks:	--	--
Field Goals:	10	Tarleton State (1/18/18)
3-Pointers:	5 (3x)	at Midwestern State (2/10/18)
Free Throws:	8	Cameron (1/6/18)
Minutes:	40	A&M-Commerce (1/20/18)

PRODUCTION TRACKER

	2018-19	Career
Had a Double-Double	--	--
Scored 10+ Points	--	39
Scored 20+ Points	--	8
Led WT in Scoring	--	22
Led WT in Rebounds	--	1
Led WT in Assists	--	7
Led WT in Steals	--	14
Made 3+ 3-pt FG's	--	15
Had 3+ Steals	--	6
Had 3+ Assists	--	11
Made 5+ 3-pt FG's	--	6
Had 5+ Steals	--	--
Had 5+ Assists	--	3

2017-18 GAME-BY-GAME

Opponent	Date	gs	min	Total		3-Pointers		Free throws		Rebounds				pf	a	t/o	blk	stl	pts	avg	
				fg-fga	pct	3fg-fga	pct	ft-fa	pct	off	def	tot	avg								
at UC-Colorado Springs	11/10/17	*	31	5-15	.333	1-5	.200	2-2	1.000	1	0	1	1.0	0	3	1	0	0	13	13.0	
at Regis University	11/11/17	*	26	5-11	.455	1-3	.333	4-4	1.000	0	0	0	0.5	3	1	2	0	1	15	14.0	
SCIENCE & ARTS (OK)	11/16/17	*	27	5-12	.417	5-10	.500	1-2	.500	1	1	2	1.0	2	3	3	0	2	16	14.7	
TEXAS A&M-INTL	11/24/17	*	26	0-0	.000	0-0	.000	1-2	.500	0	2	2	1.3	2	3	5	0	3	1	11.3	
CSU-PUEBLO	11/25/17	*	29	5-12	.417	4-9	.444	5-5	1.000	1	3	4	1.8	1	0	3	0	0	19	12.8	
at Western N.M.	11/30/17	*	33	2-10	.200	0-5	.000	2-2	1.000	0	0	0	1.5	2	2	1	0	2	6	11.7	
at Eastern N.M.	12/02/17	*	26	4-5	.800	1-1	1.000	0-0	.000	0	2	2	1.6	3	2	2	0	2	9	11.3	
at UT Permian Basin	12/05/17	*	32	6-13	.462	5-10	.500	0-0	.000	0	2	2	1.6	0	5	3	0	1	17	12.0	
TEXAS WOMAN'S	12/07/17	*	31	5-14	.357	2-7	.286	3-6	.500	1	1	2	1.7	2	6	1	0	1	15	12.3	
vs Simon Fraser	12/18/17	*	29	8-16	.500	5-9	.556	0-0	.000	2	4	6	2.1	1	1	3	0	1	21	13.2	
at Western Washington	12/19/17	*	36	8-14	.571	5-6	.833	0-0	.000	0	0	0	1.9	1	1	1	0	4	21	13.9	
SOUTHWEST (N.M.)	12/29/17	*	15	4-4	1.000	3-3	1.000	0-0	.000	0	0	0	1.8	2	2	1	0	1	11	13.7	
MIDWESTERN STATE	01/04/18	*	19	4-11	.364	1-6	.167	0-0	.000	1	0	1	1.7	4	0	1	0	2	9	13.3	
CAMERON	01/06/18	*	33	5-11	.455	0-2	.000	8-10	.800	2	3	5	1.9	0	1	2	0	3	18	13.6	
at Angelo State	01/11/18	*	34	3-11	.273	1-4	.250	2-2	1.000	1	1	2	1.9	3	4	2	0	0	9	13.3	
at Tex. A&M-Kingsville	01/13/18	*	23	5-10	.500	1-3	.333	2-2	1.000	2	2	4	2.1	1	1	2	0	1	13	13.3	
TARLETON STATE	01/18/18	*	34	10-16	.625	5-7	.714	1-2	.500	2	3	5	2.2	4	1	5	0	2	26	14.1	
TEXAS A&M-COMMERCE	01/20/18	*	40	9-16	.563	2-6	.333	0-2	.000	0	5	5	2.4	4	1	5	0	1	20	14.4	
EASTERN N.M.	01/25/18	*	37	7-14	.500	3-4	.750	0-0	.000	3	2	5	2.5	3	0	1	0	1	17	14.5	
WESTERN N.M.	01/27/18	*	32	2-9	.222	2-7	.286	2-2	1.000	0	0	0	2.4	3	2	0	0	2	8	14.2	
UT PERMIAN BASIN	01/30/18	*	27	8-13	.615	2-4	.500	2-2	1.000	2	2	4	2.5	0	1	0	0	4	20	14.5	
at Texas Woman's	02/03/18	*	26	4-8	.500	2-4	.500	0-0	.000	1	3	4	2.5	0	2	0	0	1	10	14.3	
at Cameron	02/08/18	*	34	7-13	.538	1-4	.250	4-6	.667	0	1	1	2.5	0	1	0	0	1	19	14.5	
at Midwestern State	02/10/18	*	33	9-17	.529	5-8	.625	4-4	1.000	1	3	4	2.5	4	0	5	0	0	27	15.0	
TEXAS A&M-KINGSVILLE	02/15/18	*	26	4-7	.571	3-4	.750	0-0	.000	0	2	2	2.5	0	1	2	0	1	11	14.8	
ANGELO STATE	02/17/18	*	25	3-10	.300	0-4	.000	0-0	.000	0	1	1	2.5	3	2	1	0	1	6	14.5	
at Texas A&M-Commerce	02/22/18	*	29	3-9	.333	1-6	.167	0-0	.000	1	2	3	2.5	0	1	0	0	1	7	14.2	
at Tarleton State	02/24/18	*	30	7-10	.700	3-4	.750	2-2	1.000	0	2	2	2.5	0	1	2	0	0	19	14.4	
vs Midwestern State	03/01/18	*	34	4-16	.250	1-7	.143	4-5	.800	0	5	5	2.6	0	2	2	1	2	13	14.3	
vs Texas A&M-Commerce	03/03/18	*	33	2-7	.286	2-3	.667	2-2	1.000	1	3	4	2.6	4	3	3	0	0	8	14.1	
vs Tarleton State	03/04/18	*	34	6-10	.600	3-6	.500	0-0	.000	0	4	4	2.6	2	2	0	0	0	15	14.2	
vs Ark.-Fort Smith	03/09/18	*	36	12-20	.600	3-5	.600	1-1	1.000	0	0	0	2.6	3	0	4	0	2	28	14.6	
vs Metro St.	03/10/18	*	35	4-8	.500	1-3	.333	0-0	.000	0	2	2	2.5	0	2	1	0	1	9	14.4	
at Lubbock Christian	03/12/18	*	37	5-10	.500	2-3	.667	0-0	.000	0	2	2	2.5	0	2	1	1	0	12	14.4	
Totals			34	1032	180-382	.471	76-172	.442	52-65	.800	23	63	86	2.5	57	60	64	2	44	488	14.4

Games played: 34
Minutes/game: 30.4
Points/game: 14.4
FG Pct: 47.1
3FG Pct: 44.2
FT Pct: 80.0

Rebounds/game: 2.5
Assists/game: 1.8
Turnovers/game: 1.9
Assist/turnover ratio: 0.9
Steals/game: 1.3
Blocks/game: 0.1

CAREER STATS

Year	GP-GS	Min	Avg	FG-FGA	PCT	3pt FG-FGA	PCT	FT-FTA	PCT	O-D-T	AVG	PF	FO	AST	T/O	BLK	STL	PTS	AVG
2016-17	28-12	685	24.5	93-185	.503	38-89	.427	31-39	.795	12-46-58	2.1	48	2	37	49	2	20	255	9.1
2017-18	34-34	1032	30.4	180-382	.471	76-172	.442	52-65	.800	23-63-86	2.5	57	0	60	64	2	44	488	14.4
2018-19	--	--	--	--	--	--	--	--	--	--	--	--	--	--	--	--	--	--	--
TOTAL	62-46	1717	27.7	273-567	.481	114-261	.437	83-104	.798	35-109-144	2.3	105	2	97	113	4	64	743	12.0

20 TIANA PARKER

Senior | Post | 6-5 | Business Management
 Chehalis, Washington | William F. West HS | Tennessee State



PLAYER HIGHS

SEASON HIGHS	Points:	--
	Rebounds:	--
	Assists:	--
	Steals:	--
	Blocks:	--
	Field Goals:	--
	3-Pointers:	--
	Free Throws:	--
	Minutes:	--

CAREER HIGHS	Points:	23	vs. UA-Fort Smith (3/9/18)
	Rebounds:	10 (2x)	vs. A&M-Commerce (3/3/18)
	Assists:	5	vs. Simon Fraser (12/18/17)
	Steals:	3	vs. Simon Fraser (12/18/17)
	Blocks:	7	vs. A&M-Commerce (3/3/18)
	Field Goals:	8 (2x)	vs. UA-Fort Smith (3/9/18)
	3-Pointers:	--	--
	Free Throws:	7	vs. UA-Fort Smith (3/9/18)
	Minutes:	30	vs. UA-Fort Smith (3/9/18)

LSC HIGHS	Points:	16	at Cameron (2/8/18)
	Rebounds:	10	at UT Permian Basin (12.5.17)
	Assists:	3 (3x)	A&M-Kingsville (2/15/18)
	Steals:	2 (4x)	UT Permian Basin (1/30/18)
	Blocks:	6	at Cameron (2/8/18)
	Field Goals:	7 (2x)	at A&M-Commerce (2/22/18)
	3-Pointers:	--	--
	Free Throws:	6	at Cameron (2/8/18)
Minutes:	29 (2x)	at Cameron (2/8/18)	

PRODUCTION TRACKER		2018-19	Career
	Had a Double-Double	--	1
	Scored 10+ Points	--	10
	Scored 20+ Points	--	1
	Led WT in Scoring	--	2
	Led WT in Rebounds	--	13
	Led WT in Blocks	--	21
	Led WT in Steals	--	2
	Made 3+ 3-pt FG's	--	--
	Had 3+ Steals	--	1
	Had 3+ Blocks	--	16
	Made 5+ 3-pt FG's	--	--
	Had 5+ Steals	--	--
	Had 5+ Blocks	--	4

2017-18 GAME-BY-GAME

Opponent	Date	gs	min	Total		3-Pointers		Free throws		Rebounds				pf	a	t/o	blk	stl	pts	avg	
				fg-fga	pct	3fg-fga	pct	ft-fa	pct	off	def	tot	avg								
at UC-Colorado Springs	11/10/17	*	25	3-8	.375	0-0	.000	0-0	.000	0	8	8	8.0	2	3	3	3	0	6	6.0	
at Regis University	11/11/17	*	25	3-10	.300	0-0	.000	1-3	.333	2	1	3	5.5	1	0	7	3	1	7	6.5	
SCIENCE & ARTS (OK)	11/16/17	*	11	2-4	.500	0-0	.000	1-4	.250	0	3	3	4.7	2	1	1	3	0	5	6.0	
TEXAS A&M-INTL	11/24/17	*	22	5-11	.455	0-0	.000	0-0	.000	2	6	8	5.5	0	3	0	1	2	10	7.0	
CSU-PUEBLO	11/25/17	*	5	1-2	.500	0-0	.000	0-0	.000	0	1	1	4.6	3	0	1	0	0	2	6.0	
at Western N.M.	11/30/17	*	12	2-2	1.000	0-0	.000	0-0	.000	0	3	3	4.3	1	1	2	2	2	4	5.7	
at Eastern N.M.	12/02/17	*	16	2-6	.333	0-0	.000	0-2	.000	2	3	5	4.4	5	3	3	0	0	4	5.4	
at UT Permian Basin	12/05/17	*	17	3-6	.500	0-0	.000	0-0	.000	4	6	10	5.1	0	1	0	0	0	6	5.5	
TEXAS WOMAN'S	12/07/17	*	15	3-5	.600	0-0	.000	0-0	.000	3	1	4	5.0	4	0	1	1	0	6	5.6	
vs Simon Fraser	12/18/17	*	26	8-11	.727	0-0	.000	2-4	.500	2	5	7	5.2	2	5	1	0	3	18	6.8	
at Western Washington	12/19/17	*	26	5-10	.500	0-0	.000	1-2	.500	3	3	6	5.3	2	2	0	3	1	11	7.2	
SOUTHWEST (N.M.)	12/29/17	*	12	3-8	.375	0-0	.000	0-0	.000	3	3	6	5.3	0	1	0	1	1	6	7.1	
MIDWESTERN STATE	01/04/18	*	21	3-6	.500	0-0	.000	1-2	.500	3	3	6	5.4	3	1	0	3	2	7	7.1	
CAMERON	01/06/18	*	18	2-6	.333	0-0	.000	1-4	.250	2	3	5	5.4	1	2	2	4	0	5	6.9	
at Angelo State	01/11/18	*	15	1-4	.250	0-0	.000	0-0	.000	0	4	4	5.3	1	0	2	4	0	2	6.6	
at Tex. A&M-Kingsville	01/13/18	*	11	1-1	1.000	0-0	.000	0-1	.000	0	1	1	5.0	2	1	0	1	0	2	6.3	
TARLETON STATE	01/18/18	*	19	5-9	.556	0-0	.000	1-3	.333	5	2	7	5.1	2	3	0	2	1	11	6.6	
TEXAS A&M-COMMERCE	01/20/18	*	23	1-2	.500	0-0	.000	2-2	1.000	0	2	2	4.9	4	2	2	1	0	4	6.4	
EASTERN N.M.	01/25/18	*	29	2-8	.250	0-0	.000	0-0	.000	3	1	4	4.9	1	1	2	4	0	4	6.3	
WESTERN N.M.	01/27/18	*	17	2-2	1.000	0-0	.000	4-4	1.000	2	5	7	5.0	0	0	2	3	2	8	6.4	
UT PERMIAN BASIN	01/30/18	*	19	3-8	.375	0-0	.000	4-5	.800	4	5	9	5.2	2	0	1	2	2	10	6.6	
at Texas Woman's	02/03/18	*	19	7-8	.875	0-0	.000	1-3	.333	1	2	3	5.1	0	0	2	1	1	15	7.0	
at Cameron	02/08/18	*	29	5-9	.556	0-0	.000	6-10	.600	2	6	8	5.2	2	1	1	6	0	16	7.3	
at Midwestern State	02/10/18	*	25	3-5	.600	0-0	.000	2-6	.333	3	5	8	5.3	5	2	3	4	1	8	7.4	
TEXAS A&M-KINGSVILLE	02/15/18	*	10	1-3	.333	0-0	.000	0-0	.000	0	3	3	5.2	3	3	1	1	0	2	7.2	
ANGELO STATE	02/17/18	*	17	3-4	.750	0-0	.000	0-0	.000	0	2	2	5.1	2	2	2	1	1	6	7.1	
at Texas A&M-Commerce	02/22/18	*	25	7-11	.636	0-0	.000	0-1	.000	4	3	7	5.2	4	1	2	1	1	14	7.4	
at Tarleton State	02/24/18	*	19	5-8	.625	0-0	.000	0-2	.000	3	6	9	5.3	3	2	1	4	0	10	7.5	
vs Midwestern State	03/01/18	*	22	4-11	.364	0-0	.000	1-1	1.000	3	2	5	5.3	2	1	0	4	0	9	7.5	
vs Texas A&M-Commerce	03/03/18	*	23	5-7	.714	0-0	.000	2-2	1.000	2	8	10	5.5	5	0	1	7	1	12	7.7	
vs Tarleton State	03/04/18	*	25	2-9	.222	0-0	.000	4-5	.800	4	2	6	5.5	4	3	5	6	2	8	7.7	
vs Ark.-Fort Smith	03/09/18	*	30	8-13	.615	0-0	.000	7-7	1.000	2	6	8	5.6	2	0	3	6	1	23	8.2	
vs Metro St.	03/10/18	*	25	6-11	.545	0-0	.000	5-6	.833	0	3	3	5.5	1	0	0	1	0	17	8.4	
at Lubbock Christian	03/12/18	*	27	3-8	.375	0-0	.000	1-1	1.000	1	6	7	5.5	1	2	2	3	0	7	8.4	
Totals			32	680	119-236	.504	0-0	.000	47-80	.588	65	123	188	5.5	72	47	53	86	25	285	8.4

Games played: 34
 Minutes/game: 20.0
 Points/game: 8.4
 FG Pct: 50.4
 FT Pct: 58.8

Rebounds/game: 5.5
 Assists/game: 1.4
 Turnovers/game: 1.6
 Assist/turnover ratio: 0.9
 Steals/game: 0.7
 Blocks/game: 2.5

CAREER STATS

Year	GP-GS	Min	Avg	FG-FGA	PCT	3pt FG-FGA	PCT	FT-FTA	PCT	O-D-T	AVG	PF	FO	AST	T/O	BLK	STL	PTS	AVG
2017-18	34-32	680	20.0	119-236	.504	0-0	.000	47-80	.588	65-123-188	5.5	72	3	47	53	86	25	285	8.4
2018-19	--	--	--	--	--	--	--	--	--	--	--	--	--	--	--	--	--	--	--
TOTAL	34-32	680	20.0	119-236	.504	0-0	.000	47-80	.588	65-123-188	5.5	72	3	47	53	86	25	285	8.4

21 DARIA COSGROVE

Sophomore | Guard | 5-9 | Health Science
Plano, Texas | Plano West HS



PLAYER HIGHS

SEASON HIGHS	Points:	--
	Rebounds:	--
	Assists:	--
	Steals:	--
	Blocks:	--
	Field Goals:	--
	3-Pointers:	--
	Free Throws:	--
	Minutes:	--

CAREER HIGHS	Points:	8	Univ. of the Southwest (12/29/17)
	Rebounds:	2 (2x)	at A&M-Kingsville (1/13/18)
	Assists:	2	A&M-International (11/24/17)
	Steals:	2	Univ. of the Southwest (12/29/17)
	Blocks:	--	--
	Field Goals:	3	Univ. of the Southwest (12/29/17)
	3-Pointers:	2	Univ. of the Southwest (12/29/17)
	Free Throws:	2	at UC-Colorado Springs (11/10/17)
	Minutes:	17	Univ. of the Southwest (12/29/17)

LSC HIGHS	Points:	3	at A&M-Kingsville (1/13/18)
	Rebounds:	2	at A&M-Kingsville (1/13/18)
	Assists:	1 (2x)	UT Permian Basin (1/30/18)
	Steals:	--	--
	Blocks:	--	--
	Field Goals:	1 (2x)	at Tarleton State (2/24/18)
	3-Pointers:	1	at A&M-Kingsville (1/13/18)
	Free Throws:	--	--
	Minutes:	8	UT Permian Basin (1/30/18)

PRODUCTION TRACKER	2018-19	Career	
	Had a Double-Double	--	--
	Scored 10+ Points	--	--
	Scored 20+ Points	--	--
	Led WT in Scoring	--	--
	Led WT in Rebounds	--	--
	Led WT in Assists	--	--
	Led WT in Steals	--	1
	Made 3+ 3-pt FG's	--	--
	Had 3+ Steals	--	--
	Had 3+ Assists	--	--
	Made 5+ 3-pt FG's	--	--
	Had 5+ Steals	--	--
	Had 5+ Assists	--	--

2017-18 GAME-BY-GAME

Opponent	Date	gs	min	Total		3-Pointers		Free throws		Rebounds				pf	a	t/o	blk	stl	pts	avg
				fg-fga	pct	3fg-fga	pct	ft-fa	pct	off	def	tot	avg							
at UC-Colorado Springs	11/10/17	7	0-3	.000	0-2	.000	2-2	1.000	0	0	0	0.0	1	0	0	0	0	2	2.0	
at Regis University	11/11/17	dnp	-	-	-	-	-	-	-	-	-	-	-	-	-	-	-	-	-	
SCIENCE & ARTS (OK)	11/16/17	2	0-0	.000	0-0	.000	0-0	.000	0	0	0	0.0	0	0	0	0	0	0	1.0	
TEXAS A&M-INTL	11/24/17	11	0-1	.000	0-1	.000	0-0	.000	0	1	1	0.3	0	2	1	0	0	0	0.7	
CSU-PUEBLO	11/25/17	dnp	-	-	-	-	-	-	-	-	-	-	-	-	-	-	-	-	-	
at Western N.M.	11/30/17	1	0-0	.000	0-0	.000	0-0	.000	0	0	0	0.3	0	0	0	0	0	0	0.5	
at Eastern N.M.	12/02/17	4	0-0	.000	0-0	.000	0-0	.000	0	1	1	0.4	2	0	1	0	0	0	0.4	
at UT Permian Basin	12/05/17	3	0-0	.000	0-0	.000	0-0	.000	1	0	1	0.5	0	0	0	0	0	0	0.3	
TEXAS WOMAN'S	12/07/17	2	0-0	.000	0-0	.000	0-0	.000	0	0	0	0.4	0	1	0	0	0	0	0.3	
vs Simon Fraser	12/18/17	2	0-0	.000	0-0	.000	0-0	.000	0	0	0	0.4	0	0	0	0	0	0	0.3	
at Western Washington	12/19/17	dnp	-	-	-	-	-	-	-	-	-	-	-	-	-	-	-	-	-	
SOUTHWEST (N.M.)	12/29/17	17	3-7	.429	2-5	.400	0-0	.000	1	1	2	0.6	0	1	0	0	2	8	1.1	
MIDWESTERN STATE	01/04/18	dnp	-	-	-	-	-	-	-	-	-	-	-	-	-	-	-	-	-	
CAMERON	01/06/18	dnp	-	-	-	-	-	-	-	-	-	-	-	-	-	-	-	-	-	
at Angelo State	01/11/18	dnp	-	-	-	-	-	-	-	-	-	-	-	-	-	-	-	-	-	
at Tex. A&M-Kingsville	01/13/18	7	1-2	.500	1-2	.500	0-0	.000	0	2	2	0.7	0	0	0	0	0	3	1.3	
TARLETON STATE	01/18/18	dnp	-	-	-	-	-	-	-	-	-	-	-	-	-	-	-	-	-	
TEXAS A&M-COMMERCE	01/20/18	dnp	-	-	-	-	-	-	-	-	-	-	-	-	-	-	-	-	-	
EASTERN N.M.	01/25/18	dnp	-	-	-	-	-	-	-	-	-	-	-	-	-	-	-	-	-	
WESTERN N.M.	01/27/18	dnp	-	-	-	-	-	-	-	-	-	-	-	-	-	-	-	-	-	
UT PERMIAN BASIN	01/30/18	8	0-2	.000	0-2	.000	0-0	.000	0	0	0	0.6	1	1	2	0	0	0	1.2	
at Texas Woman's	02/03/18	7	1-2	.500	0-1	.000	0-0	.000	1	0	1	0.7	0	0	0	0	0	2	1.3	
at Cameron	02/08/18	dnp	-	-	-	-	-	-	-	-	-	-	-	-	-	-	-	-	-	
at Midwestern State	02/10/18	dnp	-	-	-	-	-	-	-	-	-	-	-	-	-	-	-	-	-	
TEXAS A&M-KINGSVILLE	02/15/18	5	0-1	.000	0-1	.000	0-0	.000	0	0	0	0.6	1	0	1	0	0	0	1.2	
ANGELO STATE	02/17/18	dnp	-	-	-	-	-	-	-	-	-	-	-	-	-	-	-	-	-	
at Texas A&M-Commerce	02/22/18	4	0-0	.000	0-0	.000	0-0	.000	0	0	0	0.6	0	0	0	0	0	0	1.1	
at Tarleton State	02/24/18	4	1-2	.500	0-0	.000	0-0	.000	0	1	1	0.6	0	0	0	0	0	2	1.1	
vs Midwestern State	03/01/18	2	0-0	.000	0-0	.000	0-0	.000	0	0	0	0.6	0	1	0	0	0	0	1.1	
vs Texas A&M-Commerce	03/03/18	0	0-0	.000	0-0	.000	0-0	.000	0	0	0	0.5	0	0	0	0	0	0	1.0	
vs Tarleton State	03/04/18	dnp	-	-	-	-	-	-	-	-	-	-	-	-	-	-	-	-	-	
vs Ark.-Fort Smith	03/09/18	0	0-0	.000	0-0	.000	0-0	.000	0	0	0	0.5	0	0	0	0	0	0	0.9	
vs Metro St.	03/10/18	dnp	-	-	-	-	-	-	-	-	-	-	-	-	-	-	-	-	-	
at Lubbock Christian	03/12/18	dnp	-	-	-	-	-	-	-	-	-	-	-	-	-	-	-	-	-	
Totals		0	86	6-20	.300	3-14	.214	2-2	1.000	3	6	9	0.5	5	6	5	0	2	17	0.9

Games played: 18
Minutes/game: 4.8
Points/game: 0.9
FG Pct: 30.0
3FG Pct: 21.4
FT Pct: 100.0

Rebounds/game: 0.5
Assists/game: 0.3
Turnovers/game: 0.3
Assist/turnover ratio: 1.2
Steals/game: 0.1

CAREER STATS

Year	GP-GS	Min	Avg	FG-FGA	PCT	3pt FG-FGA	PCT	FT-FTA	PCT	O-D-T	AVG	PF	FO	AST	T/O	BLK	STL	PTS	AVG
2017-18	18-0	86	4.8	6-20	.300	3-14	.214	2-2	1.000	3-6-9	0.5	5	0	6	5	0	2	17	0.9
2018-19	--	--	--	--	--	--	--	--	--	--	--	--	--	--	--	--	--	--	--
TOTAL	18-0	86	4.8	6-20	.300	3-14	.214	2-2	1.000	3-6-9	0.5	5	0	6	5	0	2	17	0.9

24 REAGAN HAYNES

Senior | Guard | 5-7 | Sports & Exercise Science
Gruver, Texas | Gruver HS



PLAYER HIGHS

SEASON HIGHS	Points:	--
	Rebounds:	--
	Assists:	--
	Steals:	--
	Blocks:	--
	Field Goals:	--
	3-Pointers:	--
	Free Throws:	--
	Minutes:	--

CAREER HIGHS	Points:	10	Western New Mexico (1/27/18)
	Rebounds:	4 (4x)	vs. Metro State (3/10/18)
	Assists:	4 (2x)	UT Permian Basin (1/30/18)
	Steals:	3 (2x)	A&M-Commerce (2/23/17)
	Blocks:	1 (5x)	at Cameron (2/8/18)
	Field Goals:	3 (4x)	at Texas Woman's (2/3/18)
	3-Pointers:	3 (4x)	at Texas Woman's (2/3/18)
	Free Throws:	6	at Eastern N.M. (12/2/17)
	Minutes:	29	Eastern New Mexico (1/25/18)

LSC HIGHS	Points:	10	Western New Mexico (1/27/18)
	Rebounds:	4 (2x)	at Angelo State (1/11/18)
	Assists:	4	UT Permian Basin (1/30/18)
	Steals:	3	A&M-Commerce (2/23/17)
	Blocks:	1 (4x)	at Cameron (2/8/18)
	Field Goals:	3 (2x)	at Texas Woman's (2/3/18)
	3-Pointers:	3 (3x)	at Texas Woman's (2/3/18)
	Free Throws:	6	at Eastern N.M. (12/2/17)
	Minutes:	29	Eastern New Mexico (1/25/18)

PRODUCTION TRACKER	2018-19 Career	
	Had a Double-Double	--
	Scored 10+ Points	--
	Scored 20+ Points	--
	Led WT in Scoring	--
	Led WT in Rebounds	--
	Led WT in Assists	--
	Led WT in Steals	--
	Made 3+ 3-pt FG's	--
	Had 3+ Steals	--
	Had 3+ Assists	--
	Made 5+ 3-pt FG's	--
	Had 5+ Steals	--
	Had 5+ Assists	--

2017-18 GAME-BY-GAME

Opponent	Date	gs	min	Total		3-Pointers		Free throws		Rebounds				pf	a	t/o	blk	stl	pts	avg
				fg-fga	pct	3fg-fga	pct	ft-fa	pct	off	def	tot	avg							
at UC-Colorado Springs	11/10/17	18	1-3	.333	1-3	.333	0-0	.000	0	4	4	4.0	0	0	1	0	0	3	3.0	
at Regis University	11/11/17	28	0-4	.000	0-2	.000	0-0	.000	0	0	0	2.0	1	1	1	0	1	0	1.5	
SCIENCE & ARTS (OK)	11/16/17	15	0-1	.000	0-0	.000	2-2	1.000	0	0	0	1.3	1	0	1	0	0	2	1.7	
TEXAS A&M-INTL	11/24/17	17	3-6	.500	1-3	.333	0-0	.000	1	1	2	1.5	0	4	1	0	0	7	3.0	
CSU-PUEBLO	11/25/17	14	2-4	.500	2-3	.667	0-0	.000	1	0	1	1.4	2	1	2	0	0	6	3.6	
at Western N.M.	11/30/17	16	1-2	.500	1-2	.500	2-2	1.000	0	1	1	1.3	1	2	1	0	1	5	3.8	
at Eastern N.M.	12/02/17	21	1-2	.500	0-1	.000	6-6	1.000	0	2	2	1.4	1	3	2	0	1	8	4.4	
at UT Permian Basin	12/05/17	18	2-3	.667	1-2	.500	0-0	.000	1	3	4	1.8	0	1	2	1	0	5	4.5	
TEXAS WOMAN'S	12/07/17	18	3-7	.429	3-7	.429	0-0	.000	1	1	2	1.8	2	1	1	0	2	9	5.0	
vs Simon Fraser	12/18/17	12	2-3	.667	2-3	.667	0-0	.000	0	0	0	1.6	1	2	1	0	0	6	5.1	
at Western Washington	12/19/17	7	0-1	.000	0-1	.000	0-0	.000	0	0	0	1.5	1	1	1	0	0	0	4.6	
SOUTHWEST (N.M.)	12/29/17	11	1-4	.250	0-2	.000	1-2	.500	0	1	1	1.4	0	3	1	0	0	3	4.5	
MIDWESTERN STATE	01/04/18	18	1-7	.143	1-5	.200	0-0	.000	0	1	1	1.4	1	3	2	0	1	3	4.4	
CAMERON	01/06/18	17	0-1	.000	0-1	.000	2-2	1.000	0	0	0	1.3	3	3	2	0	0	2	4.2	
at Angelo State	01/11/18	20	2-2	1.000	2-2	1.000	0-0	.000	0	4	4	1.5	0	1	1	0	1	6	4.3	
at Tex. A&M-Kingsville	01/13/18	14	1-2	.500	1-2	.500	0-0	.000	0	0	0	1.4	1	1	2	0	2	3	4.3	
TARLETON STATE	01/18/18	26	0-4	.000	0-2	.000	0-0	.000	0	0	0	1.3	0	1	3	0	1	0	4.0	
TEXAS A&M-COMMERCE	01/20/18	7	0-0	.000	0-0	.000	0-0	.000	0	0	0	1.2	0	0	1	0	0	0	3.8	
EASTERN N.M.	01/25/18	29	3-7	.429	3-6	.500	0-0	.000	0	3	3	1.3	1	2	1	1	0	9	4.1	
WESTERN N.M.	01/27/18	27	2-9	.222	2-6	.333	4-4	1.000	0	3	3	1.4	0	1	0	0	1	10	4.4	
UT PERMIAN BASIN	01/30/18	20	0-4	.000	0-3	.000	0-0	.000	1	1	2	1.4	2	4	2	0	1	0	4.1	
at Texas Woman's	02/03/18	17	3-5	.600	3-4	.750	0-0	.000	0	0	0	1.4	0	3	3	0	2	9	4.4	
at Cameron	02/08/18	14	1-2	.500	1-2	.500	0-0	.000	0	0	0	1.3	1	3	1	1	0	3	4.3	
at Midwestern State	02/10/18	13	0-2	.000	0-2	.000	0-0	.000	0	0	0	1.3	3	1	0	1	0	0	4.1	
TEXAS A&M-KINGSVILLE	02/15/18	18	1-5	.200	1-4	.250	1-2	.500	0	0	0	1.2	0	3	1	0	1	4	4.1	
ANGELO STATE	02/17/18	21	0-3	.000	0-2	.000	0-0	.000	0	0	0	1.2	1	2	2	0	1	0	4.0	
at Texas A&M-Commerce	02/22/18	17	1-6	.167	1-4	.250	2-2	1.000	0	1	1	1.1	1	3	1	0	0	5	4.0	
at Tarleton State	02/24/18	18	2-6	.333	1-3	.333	0-0	.000	0	0	0	1.1	1	2	1	0	0	5	4.0	
vs Midwestern State	03/01/18	8	1-3	.333	1-3	.333	0-0	.000	0	1	1	1.1	1	0	1	0	0	3	4.0	
vs Texas A&M-Commerce	03/03/18	13	1-4	.250	1-4	.250	0-0	.000	1	0	1	1.1	1	0	1	0	1	3	4.0	
vs Tarleton State	03/04/18	10	0-1	.000	0-1	.000	0-0	.000	0	1	1	1.1	0	0	0	0	0	0	3.8	
vs Ark.-Fort Smith	03/09/18	12	0-1	.000	0-0	.000	4-4	1.000	0	0	0	1.1	0	0	2	0	1	4	3.8	
vs Metro St.	03/10/18	25	1-3	.333	0-2	.000	2-3	.667	1	3	4	1.2	0	3	0	0	0	4	3.8	
at Lubbock Christian	03/12/18	10	0-1	.000	0-1	.000	0-0	.000	0	0	0	1.1	2	0	0	0	1	0	3.7	
Totals		0	569	36-118	.305	29-88	.330	26-29	.897	7	31	38	1.1	29	55	42	3	19	127	3.7

Games played: 34
Minutes/game: 16.7
Points/game: 3.7
FG Pct: 30.5
3FG Pct: 33.0
FT Pct: 89.7

Rebounds/game: 1.1
Assists/game: 1.6
Turnovers/game: 1.2
Assist/turnover ratio: 1.3
Steals/game: 0.6
Blocks/game: 0.1

CAREER STATS

Year	GP-GS	Min	Avg	FG-FGA	PCT	3pt FG-FGA	PCT	FT-FTA	PCT	O-D-T	AVG	PF	FO	AST	T/O	BLK	STL	PTS	AVG
2015-16	16-0	100	6.3	7-17	.412	4-10	.400	6-8	.750	2-4-6	0.4	5	0	5	7	2	2	24	1.5
2016-17	16-0	191	11.9	11-29	.379	8-17	.471	5-6	.833	3-7-10	0.6	5	0	18	13	0	13	35	2.2
2017-18	34-0	569	16.7	36-118	.305	29-88	.330	26-29	.897	7-31-38	1.1	29	0	55	42	3	19	127	3.7
2018-19	--	--	--	--	--	--	--	--	--	--	--	--	--	--	--	--	--	--	--
TOTAL	66-0	860	13.0	54-164	.329	41-115	.357	37-43	.860	12-42-54	0.8	39	0	78	62	5	34	186	2.8

34 ABBY SPURGIN

Sophomore | Post | 6-2 | Education
Fredericksburg, Texas | Fredericksburg HS



PLAYER HIGHS

SEASON HIGHS	Points:	--
	Rebounds:	--
	Assists:	--
	Steals:	--
	Blocks:	--
	Field Goals:	--
	3-Pointers:	--
	Free Throws:	--
	Minutes:	--

CAREER HIGHS	Points:	15	Univ. of the Southwest (12/29/17)
	Rebounds:	9	at A&M-Kingsville (1/13/18)
	Assists:	2	at A&M-Kingsville (1/13/18)
	Steals:	2	Univ. of the Southwest (12/29/17)
	Blocks:	3	at Tarleton State (2/24/18)
	Field Goals:	5	Univ. of the Southwest (12/29/17)
	3-Pointers:	--	--
	Free Throws:	6	at A&M-Kingsville (1/13/18)
	Minutes:	19	at A&M-Kingsville (1/13/18)

LSC HIGHS	Points:	12	at A&M-Kingsville (1/13/18)
	Rebounds:	9	at A&M-Kingsville (1/13/18)
	Assists:	3	vs. Metro State (3/10/18)
	Steals:	1 (2x)	A&M-Kingsville (2/15/18)
	Blocks:	3	at Tarleton State (2/25/18)
	Field Goals:	4	A&M-Kingsville (2/15/18)
	3-Pointers:	--	--
	Free Throws:	6	at A&M-Kingsville (1/13/18)
	Minutes:	19	at A&M-Kingsville (1/13/18)

PRODUCTION TRACKER		2018-19	Career
	Had a Double-Double	--	--
	Scored 10+ Points	--	2
	Scored 20+ Points	--	--
	Led WT in Scoring	--	--
	Led WT in Rebounds	--	1
	Led WT in Blocks	--	4
	Led WT in Steals	--	1
	Made 3+ 3-pt FG's	--	--
	Had 3+ Steals	--	--
	Had 3+ Blocks	--	1
	Made 5+ 3-pt FG's	--	--
	Had 5+ Steals	--	--
	Had 5+ Blocks	--	--

2017-18 GAME-BY-GAME

Opponent	Date	gs	min	Total		3-Pointers		Free throws		Rebounds				pf	a	t/o	blk	stl	pts	avg
				fg-fga	pct	3fg-fga	pct	ft-fa	pct	off	def	tot	avg							
at UC-Colorado Springs	11/10/17	8	1-2	.500	0-0	.000	2-2	1.000	0	3	3	3.0	1	0	1	0	0	4	4.0	
at Regis University	11/11/17	dnp	-	-	-	-	-	-	-	-	-	-	-	-	-	-	-	-	-	
SCIENCE & ARTS (OK)	11/16/17	2	0-0	.000	0-0	.000	0-0	.000	0	1	1	2.0	0	0	1	0	0	0	2.0	
TEXAS A&M-INTL	11/24/17	4	2-3	.667	0-0	.000	1-2	.500	1	2	3	2.3	0	0	0	0	0	5	3.0	
CSU-PUEBLO	11/25/17	dnp	-	-	-	-	-	-	-	-	-	-	-	-	-	-	-	-	-	
at Western N.M.	11/30/17	1	0-0	.000	0-0	.000	0-0	.000	0	0	0	1.8	1	0	0	0	0	0	2.3	
at Eastern N.M.	12/02/17	2	0-0	.000	0-0	.000	0-0	.000	0	0	0	1.4	0	0	0	0	0	0	1.8	
at UT Permian Basin	12/05/17	3	2-2	1.000	0-0	.000	1-2	.500	0	0	0	1.2	0	1	0	0	0	5	2.3	
TEXAS WOMAN'S	12/07/17	5	0-0	.000	0-0	.000	0-2	.000	0	1	1	1.1	1	0	0	0	1	0	2.0	
vs Simon Fraser	12/18/17	2	0-0	.000	0-0	.000	0-0	.000	0	1	1	1.1	0	0	0	0	0	0	1.8	
at Western Washington	12/19/17	dnp	-	-	-	-	-	-	-	-	-	-	-	-	-	-	-	-	-	
SOUTHWEST (N.M.)	12/29/17	16	5-6	.833	0-0	.000	5-5	1.000	0	3	3	1.3	1	1	1	2	2	15	3.2	
MIDWESTERN STATE	01/04/18	dnp	-	-	-	-	-	-	-	-	-	-	-	-	-	-	-	-	-	
CAMERON	01/06/18	3	0-0	.000	0-0	.000	0-0	.000	0	0	0	1.2	1	0	2	1	0	0	2.9	
at Angelo State	01/11/18	dnp	-	-	-	-	-	-	-	-	-	-	-	-	-	-	-	-	-	
at Tex. A&M-Kingsville	01/13/18	19	3-7	.429	0-0	.000	6-7	.857	2	7	9	1.9	2	2	0	1	1	12	3.7	
TARLETON STATE	01/18/18	dnp	-	-	-	-	-	-	-	-	-	-	-	-	-	-	-	-	-	
TEXAS A&M-COMMERCE	01/20/18	3	0-1	.000	0-0	.000	0-0	.000	0	2	2	1.9	0	0	0	0	0	0	3.4	
EASTERN N.M.	01/25/18	dnp	-	-	-	-	-	-	-	-	-	-	-	-	-	-	-	-	-	
WESTERN N.M.	01/27/18	* 10	1-2	.500	0-0	.000	0-0	.000	1	1	2	1.9	0	0	0	2	0	2	3.3	
UT PERMIAN BASIN	01/30/18	10	2-3	.667	0-0	.000	0-0	.000	1	5	6	2.2	1	0	2	0	0	4	3.4	
at Texas Woman's	02/03/18	11	3-3	1.000	0-0	.000	1-1	1.000	2	1	3	2.3	2	0	1	0	0	7	3.6	
at Cameron	02/08/18	dnp	-	-	-	-	-	-	-	-	-	-	-	-	-	-	-	-	-	
at Midwestern State	02/10/18	dnp	-	-	-	-	-	-	-	-	-	-	-	-	-	-	-	-	-	
TEXAS A&M-KINGSVILLE	02/15/18	17	4-5	.800	0-0	.000	0-0	.000	4	3	7	2.6	2	2	2	0	1	8	3.9	
ANGELO STATE	02/17/18	dnp	-	-	-	-	-	-	-	-	-	-	-	-	-	-	-	-	-	
at Texas A&M-Commerce	02/22/18	3	1-2	.500	0-0	.000	0-0	.000	0	1	1	2.5	0	1	0	1	0	2	3.8	
at Tarleton State	02/24/18	5	0-0	.000	0-0	.000	0-0	.000	0	1	1	2.4	2	0	1	3	0	0	3.6	
vs Midwestern State	03/01/18	2	1-1	1.000	0-0	.000	2-2	1.000	0	0	0	2.3	1	0	0	0	0	4	3.6	
vs Texas A&M-Commerce	03/03/18	1	0-0	.000	0-0	.000	0-0	.000	0	0	0	2.2	2	0	1	0	0	0	3.4	
vs Tarleton State	03/04/18	dnp	-	-	-	-	-	-	-	-	-	-	-	-	-	-	-	-	-	
vs Ark.-Fort Smith	03/09/18	1	0-0	.000	0-0	.000	0-0	.000	0	0	0	2.0	0	0	0	0	0	0	3.2	
vs Metro St.	03/10/18	7	0-2	.000	0-0	.000	0-0	.000	0	1	1	2.0	0	3	1	1	0	0	3.1	
at Lubbock Christian	03/12/18	dnp	-	-	-	-	-	-	-	-	-	-	-	-	-	-	-	-	-	
Totals		1	135	25-39	.641	0-0	.000	18-23	.783	11	33	44	2.0	17	10	13	11	5	68	3.1

Games played: 22	Rebounds/game: 2.0
Minutes/game: 6.1	Assists/game: 0.5
Points/game: 3.1	Turnovers/game: 0.6
FG Pct: 64.1	Assist/turnover ratio: 0.8
FT Pct: 78.3	Steals/game: 0.2
	Blocks/game: 0.5

CAREER STATS

Year	GP-GS	Min	Avg	FG-FGA	PCT	3pt FG-FGA	PCT	FT-FTA	PCT	O-D-T	AVG	PF	FO	AST	T/O	BLK	STL	PTS	AVG
2017-18	22-1	135	6.1	25-39	.641	0-0	.000	18-23	.783	11-33-44	2.0	17	0	10	13	11	5	68	3.1
2018-19	--	--	--	--	--	--	--	--	--	--	--	--	--	--	--	--	--	--	--
TOTAL	22-1	135	6.1	25-39	.641	0-0	.000	18-23	.783	11-33-44	2.0	17	0	10	13	11	5	68	3.1

41 TYESHA TAYLOR

Senior | Post | 6-5 | Criminal Justice
Temple, Texas | Temple HS | New Mexico State



PLAYER HIGHS

SEASON HIGHS	Points:	--
	Rebounds:	--
	Assists:	--
	Steals:	--
	Blocks:	--
	Field Goals:	--
	3-Pointers:	--
	Free Throws:	--
	Minutes:	--

CAREER HIGHS	Points:	21	Angelo State (2/17/18)
	Rebounds:	12	Angelo State (2/17/18)
	Assists:	4	Eastern New Mexico (1/25/18)
	Steals:	2 (2x)	A&M-Kingsville (2/15/18)
	Blocks:	5 (2x)	at Tarleton State (2/24/18)
	Field Goals:	8 (2x)	vs. Tarleton State (2/24/18)
	3-Pointers:	--	--
	Free Throws:	6	CSU-Pueblo (11/25/17)
	Minutes:	23	Angelo State (2/17/18)

LSC HIGHS	Points:	21	Angelo State (2/17/18)
	Rebounds:	12	Angelo State (2/17/18)
	Assists:	4	Eastern New Mexico (1/25/18)
	Steals:	2 (2x)	A&M-Kingsville (2/15/18)
	Blocks:	5 (2x)	at Tarleton State (2/24/18)
	Field Goals:	8	Angelo State (2/17/18)
	3-Pointers:	--	--
	Free Throws:	5	Angelo State (2/17/18)
	Minutes:	23	Angelo State (2/17/18)

PRODUCTION TRACKER	2018-19	Career	
	Had a Double-Double	--	1
	Scored 10+ Points	--	7
	Scored 20+ Points	--	1
	Led WT in Scoring	--	2
	Led WT in Rebounds	--	2
	Led WT in Blocks	--	6
	Led WT in Steals	--	1
	Made 3+ 3-pt FG's	--	--
	Had 3+ Steals	--	--
	Had 3+ Blocks	--	5
	Made 5+ 3-pt FG's	--	--
	Had 5+ Steals	--	--
	Had 5+ Blocks	--	2

2017-18 GAME-BY-GAME

Opponent	Date	gs	min	Total		3-Pointers		Free throws		Rebounds				pf	a	t/o	blk	stl	pts	avg
				fg-fga	pct	3fg-fga	pct	ft-fga	pct	off	def	tot	avg							
at UC-Colorado Springs	11/10/17		dnp																	
at Regis University	11/11/17		dnp																	
SCIENCE & ARTS (OK)	11/16/17	7	1-1	1.000	0-0	.000	0-0	.000	0	0	0	0.0	3	0	3	1	0	2	2.0	
TEXAS A&M-INTL	11/24/17	12	2-7	.286	0-0	.000	0-2	.000	1	1	2	1.0	0	0	0	4	1	4	3.0	
CSU-PUEBLO	11/25/17	22	5-9	.556	0-0	.000	6-10	.600	1	4	5	2.3	4	1	1	1	0	16	7.3	
at Western N.M.	11/30/17	20	5-7	.714	0-0	.000	0-3	.000	0	5	5	3.0	0	0	1	1	2	10	8.0	
at Eastern N.M.	12/02/17	13	2-5	.400	0-0	.000	2-2	1.000	1	3	4	3.2	2	1	5	0	1	6	7.6	
at UT Permian Basin	12/05/17	20	3-5	.600	0-0	.000	0-0	.000	0	4	4	3.3	0	1	2	5	1	6	7.3	
TEXAS WOMAN'S	12/07/17	8	3-3	1.000	0-0	.000	1-2	.500	0	2	2	3.1	3	1	2	0	0	7	7.3	
vs Simon Fraser	12/18/17	12	4-6	.667	0-0	.000	0-0	.000	1	2	3	3.1	2	0	2	0	0	8	7.4	
at Western Washington	12/19/17	13	4-4	1.000	0-0	.000	0-0	.000	0	3	3	3.1	1	1	0	0	1	8	7.4	
SOUTHWEST (N.M.)	12/29/17	12	7-7	1.000	0-0	.000	2-2	1.000	0	2	2	3.0	1	1	1	1	0	16	8.3	
MIDWESTERN STATE	01/04/18	19	4-9	.444	0-0	.000	2-5	.400	1	6	7	3.4	1	0	1	2	1	10	8.5	
CAMERON	01/06/18	12	3-4	.750	0-0	.000	2-4	.500	0	5	5	3.5	1	1	2	0	0	8	8.4	
at Angelo State	01/11/18	18	2-7	.286	0-0	.000	0-0	.000	0	1	1	3.3	1	1	1	0	0	4	8.1	
at Tex. A&M-Kingsville	01/13/18	11	0-2	.000	0-0	.000	0-0	.000	1	4	5	3.4	1	0	2	0	2	0	7.5	
TARLETON STATE	01/18/18	2	0-0	.000	0-0	.000	0-0	.000	0	0	0	3.2	2	0	3	0	0	0	7.0	
TEXAS A&M-COMMERCE	01/20/18	13	1-3	.333	0-0	.000	0-0	.000	0	6	6	3.4	3	1	5	2	1	2	6.7	
EASTERN N.M.	01/25/18	16	1-3	.333	0-0	.000	3-6	.500	2	2	4	3.4	1	4	0	1	0	5	6.6	
WESTERN N.M.	01/27/18	7	0-1	.000	0-0	.000	0-0	.000	2	2	4	3.4	0	1	1	1	0	0	6.2	
UT PERMIAN BASIN	01/30/18	11	3-5	.600	0-0	.000	0-0	.000	4	3	7	3.6	1	1	1	0	0	6	6.2	
at Texas Woman's	02/03/18	10	3-4	.750	0-0	.000	0-0	.000	2	3	5	3.7	3	2	2	1	0	6	6.2	
at Cameron	02/08/18	3	2-3	.667	0-0	.000	0-0	.000	1	0	1	3.6	2	0	1	1	0	4	6.1	
at Midwestern State	02/10/18	14	4-4	1.000	0-0	.000	0-0	.000	1	4	5	3.6	4	1	0	1	1	8	6.2	
TEXAS A&M-KINGSVILLE	02/15/18	9	3-3	1.000	0-0	.000	0-0	.000	0	2	2	3.6	1	0	1	0	2	6	6.2	
ANGELO STATE	02/17/18	23	8-10	.800	0-0	.000	5-8	.625	5	7	12	3.9	3	1	1	4	1	21	6.8	
at Texas A&M-Commerce	02/22/18	9	1-3	.333	0-0	.000	0-0	.000	0	2	2	3.8	0	0	0	1	1	2	6.6	
at Tarleton State	02/24/18	16	3-5	.600	0-0	.000	0-2	.000	2	6	8	4.0	2	0	3	5	0	6	6.6	
vs Midwestern State	03/01/18	15	3-6	.500	0-0	.000	0-1	.000	2	3	5	4.0	1	0	1	1	2	6	6.6	
vs Texas A&M-Commerce	03/03/18	11	0-1	.000	0-0	.000	2-2	1.000	1	6	7	4.1	4	1	3	3	0	2	6.4	
vs Tarleton State	03/04/18	15	8-10	.800	0-0	.000	0-0	.000	2	4	6	4.2	4	1	0	0	0	16	6.7	
vs Ark.-Fort Smith	03/09/18	6	0-1	.000	0-0	.000	1-2	.500	0	3	3	4.2	2	1	2	0	0	1	6.5	
vs Metro St.	03/10/18		dnp																	
at Lubbock Christian	03/12/18	12	4-9	.444	0-0	.000	2-2	1.000	0	4	4	4.2	3	0	1	1	0	10	6.6	
Totals		1	391	89-147	.605	0-0	.000	28-53	.528	30	99	129	4.2	56	22	48	37	17	206	6.6

Games played: 31
Minutes/game: 12.6
Points/game: 6.6
FG Pct: 60.5
FT Pct: 52.8

Rebounds/game: 4.2
Assists/game: 0.7
Turnovers/game: 1.5
Assist/turnover ratio: 0.5
Steals/game: 0.5
Blocks/game: 1.2

CAREER STATS

Year	GP-GS	Min	Avg	FG-FGA	PCT	3pt FG-FGA	PCT	FT-FTA	PCT	O-D-T	AVG	PF	FO	AST	T/O	BLK	STL	PTS	AVG
2017-18	31-1	391	12.6	89-147	.605	0-0	.000	28-53	.528	30-99-129	4.2	56	0	22	48	37	17	206	6.6
2018-19	--	--	--	--	--	--	--	--	--	--	--	--	--	--	--	--	--	--	--
TOTAL	31-1	391	12.6	89-147	.605	0-0	.000	28-53	.528	30-99-129	4.2	56	0	22	48	37	17	206	6.6

10 DELANEY NIX

Freshman | Guard | 5-8 | Political Science
Tahlequah, Oklahoma | Tahlequah HS



11 NATHALIE LINDEN

Junior | Guard | 5-10 | Health Science
Stockholm, Sweden | Lulea Gymnasieskola | Colorado State



23 BRAYLYN DOLLAR

Freshman | Forward | 6-0 | Biology
Lubbock, Texas | Monterey HS



25 JENNA LEGAN

Sophomore | Guard | 5-7 | Animal Science
Sundown, Texas | Sundown HS



30 LUCY BURKE

Junior | Guard | 6-0 | Health Sciences
Melbourne, Australia | Sandringham Secondary | Coffeyville CC



40 MARY ROSE FOSTER

Freshman | Forward | 6-0 | Biology (Pre-Med)
Frisco, Texas | Reedy HS



KRISTEN MATTIO

Head Coach | Fourth Season at West Texas A&M
Evangel '03 | Marketing/Management

Kristen Mattio is now in her fourth season at the helm of the West Texas A&M Lady Buffs, registering an overall record of 83-19 during her time in Canyon for a winning percentage of .814.

The 2017-18 Lady Buffs continued to be the measuring stick in the Lone Star Conference as they claimed the regular season and tournament titles with an overall record of 29-5 with a 16-4 mark in league action. WT advanced to the NCAA South Central Regional Finals with wins over Arkansas-Fort Smith and Metro State before falling to Lubbock Christian in the Title Game. The Lady Buffs finished 17th in the Women's Basketball Coaches Association (WBCA) Division II Postseason Top-25 Poll as Mattio was named the Lone Star Conference Coach of the Year, four Lady Buffs picked up All-LSC accolades while sophomore guard Lexy Hightower was named a WBCA Honorable Mention All-American.

In 2016-17, Mattio and the Lady Buffs had another standout year both on the court and in the classroom as the team won the Lone Star Conference Women's Basketball Academic Championship with a team grade-point average of 3.568 and finished 19th nationally in the WBCA Academic Top 25. WT sophomore Reagan Haynes earned the prestigious honor of winning the Elite 90 Award which goes to the top student-athlete with the best GPA at the National Championship round.

On the court in 2016-17, the Lady Buffs continued the success from her first season as the team was ranked as high as third nationally during the season and finished 15th in the final WBCA Top 25. The Lady Buffs finished third in the LSC with a 15-5 record and a semifinal appearance in the LSC Championship.



WT earned an at-large berth in the NCAA South Central Regional where the Lady Buffs shined, winning their third regional in four years with a wins over Regis, Colorado State-Pueblo and Angelo State. WT won 70-67 in overtime at top-seeded CSU-Pueblo to advance to the region championship where the Lady Buffs demolished league-rival Angelo State, 86-64. The Lady Buffs then drew a tough draw in the Elite Eight, where the season came to an end in Columbus, Ohio, against eventual national champion Ashland (Ohio), 82-67.

Mattio guided the Lady Buffs to finish second nationally in field goal percentage in 2016-17 at 49.0, while ranking seventh in 3-point field goal percentage (37.9), 11th in assists (542) and 15th in free throws made (512). WT led the LSC in scoring defense allowing just 59.3 points per game ranking 40th nationally. The Lady Buffs were 19th nationally in rebounding margin at 7.4, which led the LSC.

She went 28-5 overall and went 13-3 in her first season as head coach in the Lone Star Conference. Mattio guided the Lady Buffs the program's third-straight Lone Star Conference regular season title and a berth in the LSC championship game. WT received the No. 3-seed in the South Central Regional where the Lady Buffs defeated UC-Colorado Springs and Black Hills State, before falling to eventual national champion Lubbock Christian in the Sweet Sixteen. It was a matchup of the two best teams in the region all season.

The Lady Buffs finished 10th nationally in scoring defense in Mattio's first season at just 55.9 points allowed per game. WT was 15th in scoring margin at 14.8 points, fourth in steals (374), seventh in assists (542) and 16th in free throws made (493).

Mattio graduated three seniors following her first season coaching, including WBCA Honorable Mention All-America honoree Michaela Neuhaus who also earned second CoSIDA Academic All-America honors. She also earned second team CCA All-South Central Region accolades, while being named LSC Academic Women's Basketball Player of the Year.

Mattio was named head coach of the Lady Buffs on May 12, 2015, after serving two seasons as associate head coach under Mark Kellogg who took the head coaching position at Stephen F. Austin.

Mattio, served under Kellogg in 2013-2014 and 2014-15 as the Lady Buffs went 62-6 with two Elite Eight appearances and one national runner-up finish. The Lady Buffs won two Lone Star Conference regular season and tournament titles, while winning two South Central Region Tournament championships. She has been the main recruiting coordinator for the Lady Buffs, as well as coaching the guard position, academic coordinator, leader of the summer camp program and opponent scouting.

Mattio assisted Kellogg at Northwest Missouri State last year and was Kellogg's top assistant for five years at Fort Lewis College. There, the Skyhawks went an impressive 143-20 and 93-8 in the Rocky Mountain Athletic Conference, capturing three-straight RMAC regular season titles and two RMAC tournament championships in 2010-11 and 2011-12.

During her tenure at FLC, the Skyhawks made a trip to the NCAA Division II tournament each season. The highlight, however, was the 2009-10 season which saw the Skyhawks go 35-4 and advance to the national championship game where they fell to Emporia State.

Not only did Mattio help on the court, she played a vital role in the academic success of the Skyhawks as the team earned Women's Basketball Coaches Association (WBCA) Academic Top 25 Honor Roll accolades three straight seasons. The 2010-11 squad finished with the highest team GPA in NCAA Division II and was the top-ranked team in all five levels – Division I, Division II, Division III, NAIA and junior college of women's basketball.



THE MATTIO FILE

EDUCATION

B.S. Evangel - Marketing/Management, 2003
M.S. Austin Peay - Sports and Wellness Leadership, 2006

HEAD COACHING CAREER ACCOLADES

- 2 - Lone Star Conference Championship
- 3- NCAA Postseason Appearances
- 1 - NCAA South Central Regional Championship

OVERALL COACHING CAREER ACCOLADES

- 2 - NCAA Division II National Title Game Appearances
- 4 - Conference Tournament Championships
- 4 - NCAA South Central Regional Championships
- 7 - Regular Season Conference Championships
- 10 - NCAA Division II Postseason Appearances

COLLEGIATE HEAD COACHING RECORD

Year	School	Record
2018-19	West Texas A&M	---
2017-18	West Texas A&M	29-5
2016-17	West Texas A&M	26-9
2015-16	West Texas A&M	28-5
Totals	At WT (Fourth Season)	83-19 (.814)
	Overall (Fourth Season)	83-19 (.814)

Prior to Fort Lewis, Mattio spent one season as the assistant coach at Memphis Central High School in Memphis, Tenn., helping her team to a 25-8 record. While in Memphis, Mattio also worked with and coached youth at Memphis Athletic Ministries.

Mattio first worked with Kellogg at Montana State University from 2003-2005 where they both were assistant coaches. While at MSU, she was responsible for the Bobcats' academics, film exchange, recruiting and community affairs.

Along with a stop as an assistant coach at Austin Peay State University in Clarksville, Tenn., Mattio spent one season as an assistant coach at her alma mater, Evangel University, in Springfield, Mo., where her team reached the Elite Eight in the NAIA Division II National Championships and posted a 29-9 record.

She played point guard and was a team captain for the Lady Crusaders while in college and was instrumental in leading Evangel to the NAIA Division II Sweet Sixteen. She led her team to two NAIA tournament appearance and three Heart of America Conference titles (2000-2003). Mattio was a two-time all-conference selection and as a freshman she played at Tennessee Temple University in Chattanooga, Tenn.

Mattio graduated from Evangel in 2003 with a bachelor's degree in marketing/management. She earned a master's degree in 2006 in sports and wellness leadership from Austin Peay.

CAMILLE PERKINS

Associate Head Coach | Fifth Season at West Texas A&M
Angelo State '11 | Psychology



Camille Perkins begins her fifth season as an assistant coach at West Texas A&M.

The 2017-18 Lady Buffs continued their reign atop of the Lone Star Conference as they claimed the regular season and tournament titles with an overall record of 29-5 with a 16-4 mark in league action. WT advanced to the NCAA South Central Regional Finals with wins over Arkansas-Fort Smith and Metro State before falling to Lubbock Christian in the Title Game. The Lady Buffs finished 17th in the Women's Basketball Coaches Association (WBCA) Division II Postseason Top-25 Poll as Mattio was named the Lone Star Conference Coach of the Year, four Lady Buffs picked up All-LSC accolades while sophomore guard Lexy Hightower was named a WBCA Honorable Mention All-American.

In 2016-17, Perkins helped guide the Lady Buffs to their third Elite Eight in four years and a 26-9 record overall. In 2015-16, Perkins helped lead the Lady Buffs to their third-straight Lone Star Conference regular season title and Sweet Sixteen appearance. In her first season, she helped lead the team to the LSC regular season and tournament titles and WT's second consecutive Elite Eight appearance with a 30-3 overall record. WT led the nation for the second-straight year in field goal percentage at a .487 clip in 2015.

She came to WT from Angelo State where she was an assistant coach for the Rambelles in 2013-14. Perkins was an all-conference player for Angelo State from 2008-2011 and was a graduate assistant from 2011-2013. In 2013-14 as an assistant, she handled team budgeting, team meals, scouting and film on opposing teams. She also handled duties related to recruiting, academic progress and strength and conditioning. She finished her playing career at ASU as the second all-time leading scorer in program history and is the school-leader in free throws made (573) and attempts (749).

The Groesbeck, Texas, native, also is among the top five in the Rambelle women's basketball record book in points per game, field goals made, 3-pointers made, assists and steals. She averaged a career-high 17.2 points per game her senior season and was an All-LSC South Division First Team selection for the fourth time in her career. As a freshman, she earned LSC Freshman of the Year honors in 2008.

Perkins earned her bachelor's degree in psychology and a master's degree in education both from Angelo State.

KRISTIAN BRANSON

Assistant Coach | Second Season at West Texas A&M
Baylor '14 | Education



Kristian Branson enters his second season as an Assistant Coach for the Lady Buffs.

In his first season, Branson helped guide the Lady Buffs to a 29-5 overall record, LSC regular season & tournament championships, as well as a trip to the South Central Regional Finals. His responsibilities include guard development, coordinating travel, team budgeting, scouting and film on opposing teams, as well as duties related to recruiting

Branson came to Canyon in the Summer of 2017 after spending one season as the video coordinator for women's basketball at Stephen F. Austin under former Lady Buff head coach Mark Kellogg. The team went 25-8, losing in the conference tournament championship game. Branson was charged with video sharing and breakdown of games and practice at SFA, while evaluating opposing players and highlight tapes. He also worked with the post players for the Lady Jacks.

Prior to SFA, Branson worked as an assistant women's basketball coach at University of Mary Hardin-Baylor helping guide his team to a 15-11 record, winning 11 of their final 13 games, and five players named all-conference in 2015-16. Branson worked under Mark Morefield, who was a former assistant at Baylor under Scott Drew.

In addition, he also has had stints as an assistant coach and junior varsity head coach at Vanguard College Preparatory, and head coach of the Centex Elite AAU Team. While coaching at the high school level in college, Branson coached four players who received college scholarships.

Branson is a native of Palmdale, California. He earned his bachelor's degree in education from Baylor University in 2014 and currently is pursuing a master's degree in mass communication from Stephen F. Austin.

LADY BUFF BASKETBALL HEAD COACHING HISTORY (MODERN STATISTICAL ERA)

Name	Number of Seasons	First Season	Final Season	Overall Record	Conference Record	LSC Titles	LSC Tournament Titles	Regional Titles
Gary Mooring	1	1980-81	1980-81	8-14 (.364)	---	0	0	0
Bob Schneider	25	1981-82	2005-06	585-163 (.784)	237-47 (.836)	9	8	3
Krista Gerlich	7	2006-07	2012-13	168-53 (.749)	87-19 (.821)	4	3	1
Mark Kellogg	2	2013-14	2014-15	62-6 (.912)	30-2 (.938)	2	2	2
Kristen Mattio	4	2015-16	Present	83-19 (.816)	44-12 (.786)	2	1	1
	39	1980-81	---	906-255 (.780)	398-82 (.829)	17	14	7

NCAA DIVISION II ELITE EIGHT APPEARANCES



2017-18 RESULTS

RECORD:	OVERALL	HOME	AWAY	NEUTRAL
ALL GAMES	29-5	11-3	12-2	6-0
CONFERENCE	16-4	7-3	9-1	0-0
NON-CONFERENCE	13-1	4-0	3-1	6-0

Date	Opponent	Score	Att.	High Points	High Rebounds
11/10/17	at UC-Colorado Springs	W 61-34	178	(13)HIGHTOWER, Lexy	(8)PARKER, Tiana
11/11/17	at Regis University	W 58-53	131	(15)HIGHTOWER, Lexy	(8)HARRIS, Deleyah
11/16/17	SCIENCE & ARTS (OK)	W 60-49	648	(16)HIGHTOWER, Lexy	(11)PARKER, Madison
11/24/17	TEXAS A&M-INT'L	W 89-63	458	(19)PARKER, Madison	(8)PARKER, Tiana
11/25/17	CSU-PUEBLO	W 65-49	528	(19)HIGHTOWER, Lexy	(10)PARKER, Madison
11/30/17	*at Western N.M.	W 57-43	236	(19)HARRIS, Deleyah	(7)HARRIS, Deleyah
12/02/17	*at Eastern N.M.	W 61-44	219	(15)PARKER, Madison	(5)WOOTEN, CeCe
					(5)PARKER, Madison
					(5)PARKER, Tiana
12/05/17	*at UT Permian Basin	W 75-48	268	(17)HIGHTOWER, Lexy	(10)PARKER, Tiana
12/07/17	*TEXAS WOMAN'S	W 81-61	678	(20)HARRIS, Deleyah	(7)PARKER, Madison
					(7)HARRIS, Deleyah
12/18/17	vs Simon Fraser	W 78-59	75	(21)HIGHTOWER, Lexy	(7)PARKER, Tiana
12/19/17	at Western Washington	W 78-62	426	(21)HIGHTOWER, Lexy	(8)PARKER, Madison
12/29/17	SOUTHWEST (N.M.)	W 118-56	568	(23)PARKER, Madison	(10)PARKER, Madison
01/04/18	*MIDWESTERN STATE	W 64-46	1187	(13)PARKER, Madison	(9)PARKER, Madison
01/06/18	*CAMERON	W 70-49	938	(18)HIGHTOWER, Lexy	(10)HARRIS, Deleyah
01/11/18	*at Angelo State	51-68 L	416	(10)HARRIS, Deleyah	(7)WOOTEN, CeCe
01/13/18	*at Tex. A&M-Kingsville	W 79-40	104	(13)PARKER, Madison	(11)WOOTEN, CeCe
					(13)HIGHTOWER, Lexy
01/18/18	*TARLETON STATE	64-66 L	1917	(26)HIGHTOWER, Lexy	(10)HARRIS, Deleyah
01/20/18	*TEXAS A&M-COMMERCE	55-59 L	1923	(20)HIGHTOWER, Lexy	(7)PARKER, Madison
01/25/18	*EASTERN N.M.	71-73 Lot	1018	(19)PARKER, Madison	(11)PARKER, Madison
01/27/18	*WESTERN N.M.	W 58-46	804	(10)HAYNES, Reagan	(7)PARKER, Tiana
01/30/18	*UT PERMIAN BASIN	W 72-36	982	(20)HIGHTOWER, Lexy	(9)PARKER, Tiana
02/03/18	*at Texas Woman's	W 74-38	319	(15)PARKER, Tiana	(8)WOOTEN, CeCe
02/08/18	*at Cameron	W 70-61	439	(19)HIGHTOWER, Lexy	(8)PARKER, Tiana
02/10/18	*at Midwestern State	W 78-67	1277	(27)HIGHTOWER, Lexy	(8)PARKER, Tiana
02/15/18	*TEXAS A&M-KINGSVILLE	W 74-58	782	(12)WALTON, Sydney	(7)SPURGIN, Abby
02/17/18	*ANGELO STATE	W 71-62	2088	(21)TAYLOR, Tyesha	(12)TAYLOR, Tyesha
02/22/18	*at Texas A&M-Commerce	W 69-43	577	(14)PARKER, Tiana	(8)HARRIS, Deleyah
					(14)PARKER, Madison
02/24/18	*at Tarleton State	W 87-60	913	(19)HIGHTOWER, Lexy	(9)PARKER, Tiana
03/01/18	vs Midwestern State	W 70-49	500	(13)HIGHTOWER, Lexy	(14)PARKER, Madison
					(13)PARKER, Madison
03/03/18	vs Texas A&M-Commerce	W 68-55	937	(17)GAMBLE, Megan	(10)PARKER, Tiana
03/04/18	vs Tarleton State	W 80-66	916	(16)TAYLOR, Tyesha	(6)TAYLOR, Tyesha
					(6)PARKER, Madison
					(6)PARKER, Tiana
03/09/18	vs Ark.-Fort Smith	W 81-66	324	(28)HIGHTOWER, Lexy	(8)PARKER, Tiana
03/10/18	vs Metro St.	W 70-60	387	(21)PARKER, Madison	(13)PARKER, Madison
03/12/18	at Lubbock Christian	53-56 L	2200	(12)HIGHTOWER, Lexy	(7)PARKER, Tiana
					(12)WALTON, Sydney

* - Conference game

Attendance Summary	Games	Attend	Avg/Game
Home	14	14519	1037
Away	14	7703	550
Neutral	6	3139	523
Total	34	25361	746

WEST TEXAS A&M GAME HIGHS

Points	28, Lexy Hightower vs. Arkansas-Fort Smith (3/9)
Field Goals Made	12, Lexy Hightower vs. Arkansas-Fort Smith (3/9)
Field Goal Attempts	20, Lexy Hightower vs. Arkansas-Fort Smith (3/9)
Field Goal % (Min. 7 Made)	1.000 (9-9), Madison Parker vs. Texas A&M International (11/24) 1.000 (7-7), Tyesha Taylor vs. University of the Southwest (12/29)
3-Point Field Goals Made	5, (6x), last, Lexy Hightower at MSU Texas (2/10)
3-Point Field Goal Attempts	10, Lexy Hightower at UT Permian Basin (12/5) 10, Lexy Hightower vs. Science & Arts (11/16)
3-Point Field Goal % (Min. 2 Made)	1.000, (8x), last, Megan Gamble vs. Tarleton (3/4)
Free Throws Made	9, Deleyah Harris at UT Permian Basin (12/5)
Free Throw Attempts	12, Deleyah Harris at UT Permian Basin (12/5)
Free Throw % (Min. 3 Made)	1.000, (18x), last, Madison Parker vs. A&M-Commerce (3/3)
Rebounds	14, Madison Parker vs. MSU Texas (3/1)
Assists	8, Megan Gamble at Tarleton (2/24) 8, Megan Gamble at MSU Texas (2/10)
Steals	6, Deleyah Harris at UC-Colorado Springs (11/10)
Blocked Shots	7, Tiana Parker vs. Texas A&M-Commerce (3/3)

OPPONENT GAME HIGHS

Points	24, Brianna Wise - Texas A&M-Commerce (3/3)
Field Goals Made	9, Jamie Bonnarens - at Cameron (2/8)
Field Goal Attempts	21, Brianna Wise - Texas A&M-Commerce (3/3)
Field Goal % (Min. 5 Made)	.857, Anna Schwecke - at Western Washington (12/19)
3-Point Field Goals Made	6, J'Nae Squires-Horton - vs Metro State (3/10)
3-Point Field Goal Attempts	12, J'Nae Squires-Horton - vs Metro State (3/10) 12, Micayla Haynes - vs. Arkansas-Fort Smith (3/9)
3-Point Field Goal % (Min. 2 Made)	1.000 (6x), last, Ellie Lahne - vs. UA-Fort Smith (3/9)
Free Throws Made	10, Brianna Wise - Texas A&M-Commerce (3/3)
Free Throw Attempts	11, Katie Webster - Tarleton (3/4) 11, Brianna Wise - Texas A&M-Commerce (3/3)
Free Throw % (Min. 3 Made)	1.000, (18x), last, McKinley Bostad - Tarleton (1/18)
Rebounds	13, Tess Bruffey - at Lubbock Christian (3/12) 13, Micheline Mercelita - at MSU Texas (2/10) 13, Lejha Smith - at Cameron (2/8)
Assists	10, Tess Bruffey - at Lubbock Christian (3/12)
Steals	5, Cienna Rodriguez - Texas Woman's (12/7)
Blocked Shots	5, Tess Bruffey - at Lubbock Christian (3/12) 5, De'Anira Moore - at Angelo State (1/11)

SINGLE GAME HIGHS

POINTS

28Lexy Hightower vs. UA-Fort Smith (3/9)
27Lexy Hightower at MSU Texas (2/10)
26Lexy Hightower vs. Tarleton (1/18)
23Tiana Parker vs. UA-Fort Smith (3/9)
23Madison Parker vs. U. of the Southwest (12/29)

REBOUNDS

14Madison Parker vs. MSU Texas (3/1)
13Madison Parker vs. Metro State (3/10)

ASSISTS

8Megan Gamble at Tarleton (2/24)
8Megan Gamble at MSU Texas (2/10)

BLOCKED SHOTS

7Tiana Parker vs Texas A&M-Commerce (3/3)
6Tiana Parker vs. UA-Fort Smith (3/9)
6Tiana Parker vs. Tarleton (3/4)
6Tiana Parker at Cameron (2/8)

STEALS

6Deleyah Harris at UC-Colorado Springs (11/10)
5Megan Gamble vs. MSU Texas (3/1)
5Megan Gamble vs. Texas Woman's (12/7)

FIELD GOALS MADE

12Lexy Hightower vs. UA-Fort Smith (3/9)
10Lexy Hightower vs. Tarleton (1/18)

3-PT FIELD GOALS MADE

5Lexy Hightower at MSU Texas (2/10)
5Lexy Hightower vs. Tarleton (1/18)
5Lexy Hightower at Western Washington (12/19)
5Lexy Hightower vs. Simon Fraser (12/18)
5Lexy Hightower at UT Permian Basin (12/5)
5Lexy Hightower vs. Science & Arts (11/16)

FREE THROWS MADE

9Deleyah Harris at UT Permian Basin (12/5)
8Madison Parker vs. Texas A&M-Commerce (3/3)
8CeCe Wooten at Texas A&M-Kingsville (1/13)
8Lexy Hightower vs. Cameron (1/6)

THE LONE STAR CONFERENCE

2017-18 STANDINGS (FINAL)

School	Conf	C-Pct.	Ovr.	Pct.	Streak
West Texas A&M	16-4	0.800	29-5	0.853	L1
Angelo State	16-4	0.800	22-7	0.759	L2
Texas A&M-Commerce	13-7	0.650	18-12	0.600	L1
Tarleton State	12-8	0.600	20-12	0.625	L2
Eastern New Mexico	12-8	0.600	16-12	0.571	L3
Cameron	11-9	0.550	13-16	0.448	L1
Midwestern State	10-10	0.500	13-14	0.481	L3
Texas Woman's	8-12	0.400	11-16	0.407	L1
UT Permian Basin	6-14	0.300	8-20	0.286	W1
Texas A&M-Kingsville	5-15	0.250	8-20	0.286	W2
Western New Mexico	1-19	0.050	1-27	0.036	L5



@LoneStarConf #LSCwbb

2018-19 LSC PRESEASON POLL

School	1st Place	Points
1) West Texas A&M	18	324
2) Angelo State	7	307
3) Tarleton	4	279
4) Texas A&M-Commerce	2	252
5) Eastern New Mexico		199
6) Cameron		177
7) Texas Woman's		154
8) MSU Texas		140
9) UT Permian Basin		98
10) Texas A&M-Kingsville		74
11) Western New Mexico		42

LSC STATISTICAL LEADERS (REGULAR SEASON - FINAL)

TEAM

Scoring Offense	G	W-L	Points	Avg.
1. Angelo State	26	21-5	1885	72.5
2. West Texas A&M	28	24-4	1988	71.0
3. Texas A&M-Commerce	28	17-11	1930	68.9
4. Cameron	28	13-15	1896	67.7
5. Tarleton State	28	18-10	1871	66.8

Scoring Defense	G	W-L	Points	Avg.
1. West Texas A&M	28	24-4	1493	53.3
2. Angelo State	26	21-5	1524	58.6
3. Eastern New Mexico	27	16-11	1639	60.7
4. Tarleton State	28	18-10	1754	62.6
5. Texas A&M-Kingsville	28	8-20	1776	63.4

Scoring Margin	G	Off.	Def.	Margin
1. West Texas A&M	28	71.0	53.3	17.7
2. Angelo State	26	72.5	58.6	13.9
3. Texas A&M-Commerce	28	68.9	63.8	5.1
4. Tarleton State	28	66.8	62.6	4.2
5. Eastern New Mexico	27	62.0	60.7	1.3

Field Goal Pct.	G	FGM	FGA	Pct.
1. West Texas A&M	28	740	1507	0.491
2. Angelo State	26	665	1594	0.417
3. Texas Woman's	26	593	1467	0.404
4. Tarleton State	28	618	1565	0.395
5. Midwestern State	26	579	1513	0.383

Field Goal Pct. Def.	G	FGM	FGA	Pct.
1. West Texas A&M	28	525	1576	0.333
2. Eastern New Mexico	27	512	1474	0.347
3. Angelo State	26	548	1565	0.350
4. Texas A&M-Kingsville	28	612	1661	0.368
5. Texas Woman's	26	577	1528	0.378

Free Throw Pct.	G	FTM	FTA	Pct.
1. Tarleton State	28	460	601	0.765
2. Western New Mexico	28	290	387	0.749
3. Texas A&M-Commerce	28	459	642	0.715
4. Eastern New Mexico	27	420	594	0.707
5. Angelo State	26	384	546	0.703

3-PT Field Goal Pct.	G	3FGM	3FGA	Pct.
1. West Texas A&M	28	158	431	0.367
2. Tarleton State	28	175	511	0.342
3. Angelo State	26	171	521	0.328
4. Cameron	28	209	663	0.315
5. UT Permian Basin	28	194	630	0.308

3-PT Field Goal Pct. Def.	G	3FGM	3FGA	Pct.
1. West Texas A&M	28	137	513	0.267
2. Eastern New Mexico	27	114	417	0.273
3. Cameron	28	133	464	0.287
4. Texas A&M-Kingsville	28	184	634	0.290
5. Midwestern State	26	133	454	0.293

Rebounding Offense	G	Reb.	Avg.
1. Angelo State	26	1122	43.2
2. Cameron	28	1201	42.9
3. Texas A&M-Commerce	28	1180	42.1
4. Eastern New Mexico	27	1132	41.9
5. Texas A&M-Kingsville	28	1142	40.8

Rebounding Defense	G	Reb.	Avg.
1. West Texas A&M	28	827	29.5
2. Eastern New Mexico	27	952	35.3
3. Angelo State	26	960	36.9
4. Texas A&M-Commerce	28	1053	37.6
5. Texas A&M-Kingsville	28	1054	37.6

Blocked Shots	G	Blocks	Avg.
1. Angelo State	26	134	5.15
2. West Texas A&M	28	141	5.04
3. Eastern New Mexico	27	127	4.70
4. Midwestern State	26	101	3.88
5. Texas Woman's	26	87	3.35

Assists	G	Assists	Avg.
1. West Texas A&M	28	495	17.68
2. Angelo State	26	372	14.31
3. Cameron	28	396	14.14
4. Tarleton State	28	395	14.11
5. Midwestern State	26	348	13.38

Steals	G	Steals	Avg.
1. UT Permian Basin	28	345	12.32
2. Tarleton State	28	287	10.25
3. Texas A&M-Commerce	28	254	9.07
4. Angelo State	26	232	8.92
5. West Texas A&M	28	243	8.68

Attendance	G	Tot.	Home	H Avg.
1. West Texas A&M	28	20097	14519	1,037.0
2. Midwestern State	26	20525	14087	1,006.0
3. Tarleton State	28	19459	12230	873.0
4. Texas A&M-Commerce	28	16871	10485	655.0
5. Cameron	28	12153	5296	407.0

PLAYER

Scoring	FG	3PT	FT	Points	Avg.
1. BONNARENS, Jamie (CU)	173	41	88	475	17.6
2. WISE, Brianna (A&M-C)	138	36	148	460	16.4
3. DANIELS, Marquita (ASU)	142	34	55	373	14.9
4. HAILEY, Mackenzie (TSU)	142	17	104	405	14.5
5. HIGHTOWER, Lexy (WT)	147	64	45	403	14.4

Rebounding	G	Off.	Def.	Total	Avg.
1. SMITH, Lejha (CU)	28	77	214	291	10.4
2. WILSON, Angelica (A&M-K)	28	95	193	288	10.3
3. MOORE, DeAnira (ASU)	26	107	139	246	9.5
4. NEZIANYA, Alexis (TWU)	26	70	154	224	8.6
5. MERCCELITA, Micheline (MSU)	26	83	130	213	8.2

Field Goal Pct.	G	FGM	FGA	Pct.
1. HIGHTOWER, Lexy (WT)	28	147	311	47.3
2. DANIELS, Marquita (ASU)	25	142	304	46.7
3. GAY, Artaejah (A&M-C)	24	136	309	44.0
4. HAILEY, Mackenzie (TSU)	28	142	323	44.0
5. BONNARENS, Jamie (CU)	27	173	436	39.7

Free Throw Pct.	G	FTM	FTA	Pct.
1. GREENWOOD, Madi (ASU)	26	67	79	84.8
2. BOSTAD, Mckinley (TSU)	28	125	148	84.5
3. FIELDS, Ciara (WVNU)	28	111	134	82.8
4. PIPPINS-TRYON, Khali (UTPB)	28	71	88	80.7
5. WEBSTER, Katie (TSU)	28	100	124	80.6

3-PT FG Pct. (Min 2.5/gm)	G	3FGM	3FGA	Pct.
1. LaGRANDE, Sierra (UTPB)	28	81	213	38.0
2. BATTESE, Ava (CU)	28	82	266	30.8

Assists	G	Assists	Avg.
1. GAMBLE, Megan (WT)	28	105	3.8
2. DANIELS, Marquita (ASU)	25	86	3.4
3. McNAIR, Parfitt (CU)	28	90	3.2
4. DAVIS, Princess (A&M-C)	28	90	3.2
5. BONNARENS, Jamie (CU)	27	84	3.1

Steals	G	Steals	Avg.
1. DANIELS, Marquita (ASU)	25	93	3.7
2. HAILEY, Mackenzie (TSU)	28	66	2.4
3. NWAKAMMA, Amaka (CU)	26	54	2.1
4. LOPEZ, Victoria (UTPB)	27	56	2.1
5. PIPPINS-TRYON, Khali (UTPB)	28	51	1.8

Blocks	G	Blocks	Avg.
1. MOORE, DeAnira (ASU)	26	84	3.2
2. PARKER, Tiana (WT)	28	59	2.1
3. SMITH, Lejha (CU)	28	53	1.9
4. NEZIANYA, Alexis (TWU)	26	39	1.5
5. TAYLOR, Tysha (WT)	26	32	1.2

Minutes Played	G	Min.	Avg.
1. BATTESE, Ava (CU)	28	1007	36.0
2. BONNARENS, Jamie (CU)	27	909	33.7
3. FRANCISCO, Rachel (WVNU)	28	924	33.0
4. HAMPTON, Dezirae (ASU)	26	857	33.0
5. CONNOR, Mikaela (ENMU)	27	886	32.8

SINGLE GAME (TEAM)

MOST POINTS

1.	155 *	National Christian	11-29-01
2.	134	American-Puerto Rico	12-9-99
3.	130	Pan American	12-28-85
4.	127	Oklahoma Panhandle State	12-4-95
5.	126	Texas A&M-Commerce	2-26-91
6.	123	MSU Texas	1-20-84
7.	122	Santa Fe	2-5-82
8.	118	University of the Southwest	12-29-17
9.	117	Notre Dame de Namur	1-25-95
10.	113	Texas Woman's	1-1-88
	113	Texas A&M-Commerce	1-13-96

MOST POINTS - 1ST HALF

1.	69	vs. Pan American	12-28-85
2.	67	College of Notre Dame	1-1-88
3.	64	MSU Texas	1-19-85
4.	63	Johnson C. Smith	11-30-95
5.	62	American-Puerto Rico	12-9-99

MOST POINTS - 2ND HALF

1.	76	vs. Texas A&M-Commerce	2-26-91
2.	73	Colorado State-Pueblo	12-5-86
3.	72	American-Puerto Rico	12-9-99
4.	69	Oklahoma Panhandle State	12-4-95
5.	65	Angelo State	1-17-87

FEWEST POINTS ALLOWED - 1ST HALF

1.	0	New Mexico Highlands	11-23-07
2.	10	vs. Texas A&M-Commerce	1-21-89
3.	11	University of the Southwest	12-30-16
	11	American-Puerto Rico	12-9-99
	11	Oklahoma Panhandle State	12-4-95
	11	Metro State	11-23-90
	11	Friends	2-5-87
8.	12	Abilene Christian	1-20-07
9.	13	Midwestern State	2-11-15

FEWEST POINTS ALLOWED - 2ND HALF

1.	3	McMurry	11-23-12
2.	10	vs. American-Puerto Rico	12-9-99
	10	Oklahoma Panhandle State	11-23-83
3.	13	Felician College	11-03-06
	13	Metro State	11-23-90
	13	Texas A&M-Kingsville	2-2-91
6.	14	Oklahoma Panhandle State	12-4-95
	14	St. Thomas	1-1-87
	14	Oklahoma Panhandle State	11-19-13

FEWEST POINTS ALLOWED

1.	21	vs. American-Puerto Rico	12-9-99
2.	23	vs. McMurry	11-23-12
3.	24	Metro State	11-23-90
	24	New Mexico Highlands	11-23-07
5.	25	Oklahoma Panhandle State	12-4-95
6.	27	St. Thomas	1-1-87
7.	30	Metro State	11-24-90
8.	33	University of the Southwest	12-30-16
	33	National Christian	11-29-01
9.	34	at UC-Colorado Springs	11-10-17
	34	Notre Dame de Namur	1-1-88

LARGEST WINNING MARGIN

1.	113	vs. American-Puerto Rico	12-9-99
2.	102	Oklahoma Panhandle State	12-4-95
3.	88	Texas A&M-Commerce	2-26-91
4.	83	College of Notre Dame	1-1-88
5.	81	Santa Fe	2-5-82
6.	73	Pan American	12-28-85
7.	72	Eastern New Mexico	2-2-89
8.	68	MSU Texas	1-10-84
9.	65	New Mexico Highlands	11-23-07
10.	64	University of the Southwest	12-30-16
	64	San Francisco State	12-3-87

FIELD GOAL PERCENTAGE

1.	.706	vs. Texas A&M-Kingsville	2-6-88
2.	.689	Pan American	12-28-85
3.	.683	Eastern New Mexico	1-29-86
4.	.672	Cameron	12-11-94
5.	.667	Western New Mexico	12-1-16
	.667	Eastern New Mexico	1-7-91
7.	.655	Texas A&M-Commerce	1-21-89
8.	.639	University of the Southwest	12-29-17
9.	.638	Angelo State	2-12-11
10.	.630	at Texas A&M-Commerce	2-27-13

FREE THROW PERCENTAGE

1.	1.000	Texas A&M-Commerce (11-11)	1-16-13
2.	1.000	Texas A&M-Kingsville (10-10)	2-6-86
3.	.958	Southwestern Oklahoma State (23-24)	1-12-08
4.	.947	UTEP (18-19)	2-3-86
5.	.944	Texas A&M-Commerce (17-18)	2-22-14
6.	.941	Cal Baptist (16-17)	11-5-16
	.941	Texas A&M-Commerce (16-17)	3-3-07
	.941	Tarleton (16-17)	2-17-95
	.941	Texas Woman's (16-17)	2-9-06

REBOUNDS

1.	61	New Mexico Highlands	12-16-06
	61	Southwestern Oklahoma State	1-16-03
3.	59	East Central	1-14-06
	59	Grand Valley State	12-10-99
	59	Hardin-Simmons	2-22-86
6.	58	UT Permian Basin	1-30-18
	58	Texas A&M-Kingsville	2-5-11
	58	Eastern New Mexico	12-30-05
9.	56	American-Puerto Rico	12-9-99
	56	Oklahoma Panhandle State	12-3-14

STEALS

1.	41	American-Puerto Rico	12-9-99
2.	33	Cameron	2-15-88
3.	33	Abilene Christian	2-18-83
4.	29	College of Notre Dame	1-1-88
5.	28	Metro State	11-23-90
6.	26	Oklahoma Panhandle State	12-4-95
	26	Texas A&M-Commerce	2-26-91
8.	25	Cal State Dominguez Hills	11-24-91
	25	Metro State	11-28-87
10.	24	Angelo State	1-28-09

BLOCKED SHOTS

1.	16	East Central	1-14-06
2.	14	MSU Texas	2-22-06
	14	Texas A&M-Kingsville	2-24-06
4.	12	Texas A&M-Commerce	3-3-18
	12	at Tarleton	2-24-18
	12	at Cameron	2-8-18
	12	Cameron	2-15-88
8.	11	West Georgia	12-1-90
	11	Denver	12-18-90
	11	Southwestern Oklahoma State	3-1-05

FEWEST TURNOVERS

1.	5	Texas Woman's	2-9-88
2.	6	UNC-Greensboro	12-2-89
	6	Duke	3-20-86
4.	7	Cameron	2-15-14
5.	8	UTEP	2-20-84
	8	Cameron	1-30-89
	8	St. Mary of the Plains	1-4-91
8.	9	Cameron	11-30-06
	9	Cameron	1-10-08
	9	Central Oklahoma	3-9-08

SINGLE GAME (INDIVIDUAL)

MOST POINTS IN A GAME

1.	47	Brandi Green vs. Minnesota-Morris	12-20-00
2.	40	Pat McDonald at Emporia State	11-29-91
3.	38	Vanessa Wells at Texas A&M-Commerce	2-8-88
	38	Latraica Spencer vs. American-Puerto Rico	12-9-99
	38	Emily Brister at S.W. Oklahoma State	12-3-05
	38	Jamie Simmons at Tarleton	2-16-11
6.	36	Emily Brister at Tarleton	2-21-07
	36	Natasha Taylor vs. Mesa State	12-1-94
	36	Natasha Taylor vs. Texas A&M-Kingsville	2-13-95
	36	Latraica Spencer vs. UC-Davis	11-20-99
10.	35	Emily Brister at San Diego	12-30-06
	35	Diane Hunt vs. UNC-Greensboro	12-2-89
	35	Emily Brister at Texas A&M-Commerce	1-10-09
	35	Emily Brister vs. Abilene Christian	1-17-09

MOST FG ATTEMPTS IN A GAME

1.	33	Emily Brister at Texas Woman's	1-8-09
2.	31	Brandi Green vs. Texas A&M-Commerce	2-3-01
	31	Latraica Spencer vs. MSU Texas	1-4-00
4.	30	Brandi Green vs. Minnesota-Morris	12-20-00
	30	Denise Hunt vs. UNC-Greensboro	12-2-89
6.	28	Teresa Tinner vs. Texas A&M-Commerce	1-25-88
7.	27	Pat McDonald vs. Washburn	3-8-91
8.	26	Jamie Simmons vs. Emporia State	3-13-10
9.	25	Natasha Taylor vs. Okla. Panhandle State	12-4-95
	25	Vanessa Wells at Oklahoma	12-20-86
	25	Vanessa Wells at Eastern New Mexico	1-29-87
	25	Emily Brister vs. Abilene Christian	2-27-08

MOST FG MADE IN A GAME

1.	20	Brandi Green vs. Minnesota-Morris	12-20-00
2.	17	Pat McDonald at Emporia State	11-29-91
3.	16	Merry Johnson vs. North Texas State	2-25-82
	16	Vanessa Wells at East Texas State	2-8-88
5.	15	Natasha Taylor vs. Mesa State	12-1-94
	15	Emily Brister at Texas Woman's	1-8-09
	15	Jamie Simmons vs. Emporia State	3-13-10

MOST 3-PT FG MADE IN A GAME

1.	10	Carlee Howard vs. Texas A&M-Commerce	2-19-04
2.	9	Valeree Valdez vs. S.E. Oklahoma State	12-11-98
3.	8	Emily Brister at Tarleton	2-21-07
4.	6	Emily Brister at San Diego	12-30-06
	6	Lori DeShields vs. Abilene Christian	2-24-96
	6	Stephanie Williams at Central Oklahoma	2-1-96
	6	Elayne Carruthers vs. A&M-Commerce	1-13-90
	6	Carlee Howard vs. Texas Woman's	2-15-03
	6	Emily Brister vs. St. Edward's	11-24-06
	6	Emily Brister vs. Central Missouri	12-21-05
	6	Emily Brister at S.W. Oklahoma State	12-3-05
	6	Holly Isaacs at Cameron	12-14-09
	6	Alie Decker vs. Angelo State	3-4-17
	6	Alie Decker vs. MSU Texas	2-11-17

MOST FREE THROWS IN A GAME

1.	21	Mindy Norman vs. Tarleton	1-27-01
2.	20	Latraica Spencer vs. Tarleton	1-6-00
3.	19	Emily Brister at Texas Woman's	2-03-07
4.	18	Celeste Stevenson vs. Eastern New Mexico	2-18-02
5.	16	Natasha Taylor at Eastern New Mexico	1-27-96
	16	Jamie Dreiling vs. Emporia State	3-14-09
	16	Chontiquah White vs. Texas Woman's	3-6-15

MOST FREE THROW ATTEMPTS IN A GAME

1.	26	Mindy Norman vs. Tarleton	1-27-01
2.	25	Jamie Dreiling vs. Emporia State	3-14-09
3.	23	Emily Brister at Texas Woman's	2-03-07
4.	22	Celeste Stevenson vs. Eastern New Mexico	2-18-02
5.	21	Latraica Spencer vs. Tarleton	1-6-00
6.	20	Jamie Simmons at Central Oklahoma	1-9-10
7.	18	Devin Griffin vs. Arkansas-Forsyth	12-18-12
	18	Sasha Watson vs. Eckerd	12-17-16

CONSECUTIVE FREE THROWS IN A GAME

1.	14	Latraica Spencer vs. Tarleton	1-6-00
2.	13	Becky Barnes vs. Chadron State	3-5-95
3.	11	Courtney Lee at Eastern New Mexico	12-20-06
	11	Emily Brister at Northeastern Oklahoma St.	12-8-07
5.	10	Emily Brister vs. Tarleton	1-24-07
	10	Emily Brister vs. S.W. Oklahoma State	12-2-06

MOST REBOUNDS IN A GAME

1.	20	Latoya Robinson vs. Angelo State	1-24-02
2.	20	Latoya Robinson vs. Rockhurst	11-23-02
3.	19	Jamie Simmons at S.W. Oklahoma State	12-12-09
	19	Pat McDonald at Wayne State	2-29-92
5.	18	Rhonda Kimbrough vs. Eastern New Mexico	11-30-81
6.	17	Pat McDonald at Texas A&M-Commerce	1-19-91
	17	Pat McDonald vs. North Dakota State	12-9-91
	17	Pat McDonald vs. Denver	1-21-92
	17	Brandi Green vs. Ouachita Baptist	2-24-98
	17	Latoya Robinson at Eastern New Mexico	1-28-02
	17	Latoya Robinson vs. Texas A&M-Kingsville	2-9-02
	17	Latoya Robinson vs. St. Mary's	11-30-02
	17	Celeste Stevenson vs. S.W. Oklahoma State	1-16-03
	17	Alicia Saunders vs. East Central	1-14-06
	17	Chontiquah White at Texas Woman's	2-13-13
	17	Chontiquah White vs. Nova Southeastern	3-26-14
	17	Chontiquah White vs. Western Washington	12-18-14

MOST ASSISTS IN A GAME

1.	18	Stephanie Williams vs. Okla. Panhandle St.	12-4-95
2.	16	Mitzi Marquart vs. Eastern New Mexico	1-24-84
	16	Angela Seay vs. Texas A&M-Commerce	1-25-88
	16	Angela Seay vs. Cameron	2-15-88
5.	15	Mitzi Marquart vs. Oklahoma City	1-30-84
6.	14	Jennifer Brock at Texas A&M-Kingsville	2-11-06
7.	13	Stephanie Williams vs. Texas Woman's	1-23-95
	13	Sarah Allen vs. Emporia State	12-6-96
	13	Jennifer Brock at MSU Texas	2-22-06
10.	12	Josephine Longoria vs. North Dakota St.	12-12-91
	12	Sheila Johnson vs. Northern Kentucky	12-20-91
	12	Becky Barnes vs. Eastern New Mexico	2-25-95
	12	Becky Barnes vs. Texas A&M-Commerce	3-3-95
	12	Mindy Norman vs. Texas A&M-Commerce	2-8-01
	12	Raven Gerald vs. Texas A&M-Commerce	3-8-13

* DENOTES NCAA DIVISION II RECORD

2018-19 LADY BUFF BASKETBALL RECORD BOOK

MOST STEALS IN A GAME

1.	11	Josephine Longoria vs. Metro State	11-23-90
	11	Josephine Longoria vs. Central Oklahoma	1-9-89
	11	Von Tucker vs. Texas Woman's	1-12-87
4.	10	Ronnie Poellnitz vs. American-Puerto Rico	12-9-99
	10	Vasha Adams vs. Texas Woman's	2-27-05
	10	Emily Brister vs. Tarleton	2-25-06
7.	9	Joni Unruh at Angelo State	1-27-10
	9	Emily Brister vs. St. Edward's	11-24-06
	9	Pat McDonald vs. Texas A&M-Kingsville	2-2-91
	9	Natasha Taylor vs. MSU Texas	1-7-97
	9	Latraica Spencer vs. American-Puerto Rico	12-9-99
	9	Emily Brister at S.W. Oklahoma State	12-3-05

MOST BLOCKED SHOTS IN A GAME

1.	12	Alicia Saunders vs. East Central	1-14-06
2.	9	Alicia Saunders at MSU Texas	2-22-06
3.	8	Alicia Saunders at Abilene Christian	1-17-06
	8	Alicia Saunders vs. Northeastern State	3-10-06
	8	Brandi Green vs. Southwest Baptist	3-10-00
6.	7	Tiana Parker vs. Texas A&M-Commerce	3-3-18
	7	Pat McDonald vs. Southern Colorado	11-22-91
	7	Merry Johnson vs. Easter New Mexico	11-30-81
	7	Merry Johnson vs. North Texas State	1-9-82
	7	Denise Hunt at Cameron	1-22-90
	7	Keisha Monroe vs. S.E. Oklahoma State	1-12-06

SINGLE SEASON (INDIVIDUAL)

SCORING

1.	756	Rhonda Kimbrough	1981-82
2.	755	Emily Brister	2006-07
3.	676	Emily Brister	2005-06
4.	675	Emily Brister	2007-08
5.	657	Vanessa Wells	1987-88
6.	637	Brandi Green	2000-01
7.	619	Natasha Taylor	1994-95
8.	611	Pat McDonald	1991-92
9.	598	Latraica Spencer	1999-00
10.	592	Merry Johnson	1981-82

SCORING AVERAGE

1.	23.6	Brandi Green	2000-01
2.	22.9	Emily Brister	2006-07
3.	22.2	Rhonda Kimbrough	1981-82
4.	21.8	Emily Brister	2007-08
5.	21.6	Emily Brister	2008-09
6.	21.1	Pat McDonald	1991-92
	21.1	Emily Brister	2005-06
8.	20.6	Natasha Taylor	1994-95
9.	19.9	Latraica Spencer	1999-00
10.	19.3	Vanessa Wells	1987-88
	19.3	Celeste Stevenson	2002-03

FIELD GOALS MADE

1.	311	Rhonda Kimbrough	1981-82
2.	288	Vanessa Wells	1987-88
3.	261	Merry Johnson	1981-82
4.	255	Brandi Green	2000-01
5.	244	Pat McDonald	1990-91
6.	236	Natasha Taylor	1994-95
7.	235	Pat McDonald	1991-92
8.	231	Emily Brister	2006-07
	231	Teresa Tinner	1987-88
	231	Machelle Whitehead	1985-86

FIELD GOALS ATTEMPTED

1.	584	Rhonda Kimbrough	1981-82
2.	530	Merry Johnson	1981-82
3.	519	Vanessa Wells	1987-88
4.	486	Emily Brister	2006-07
5.	477	Emily Brister	2005-06
6.	464	Emily Brister	2007-08
7.	455	Vanessa Wells	1986-87
8.	439	Brandi Green	2000-01
9.	436	Vanessa Wells	1985-86
10.	426	Celeste Stevenson	2002-03

FIELD GOAL PERCENTAGE (MIN. 200 ATTEMPTS)

1.	.681	Darla Leavitt (145-213)	1990-91
2.	.627	Paulita Murrell (173-276)	1995-96
	.627	Sharon Taylor (138-220)	1989-90
4.	.621	Leona Gerber (151-243)	1987-88
5.	.617	Paulita Murrell (166-269)	1994-95
6.	.600	Natasha Taylor (123-205)	1990-91
7.	.586	Brandi Green (160-273)	1998-99
8.	.581	Natasha Taylor (236-406)	1994-95
9.	.571	Teresa Tinner (231-404)	1987-88
10.	.570	Pat McDonald (235-241)	1991-92

3-POINT FIELD GOALS

1.	93	Carlee Howard	2003-04
2.	90	Alie Decker	2016-17
3.	84	Emily Brister	2006-07
4.	79	Lori DeShields	1994-95
5.	76	Lexy Hightower	2017-18
6.	74	Casey Land	2013-14
	74	Michaela Neuhaus	2015-16
8.	72	Dana Cunningham	1996-97
9.	62	Valeree Valdez	1998-99
10.	60	Valeree Valdez	1999-00

3-POINT FIELD GOALS ATTEMPTED

1.	217	Alie Decker	2016-17
2.	211	Suni Jo Petty	2004-05
3.	209	Carlee Howard	2003-04
4.	196	Emily Brister	2005-06
5.	194	Emily Brister	2006-07
6.	183	Lori DeShields	1994-95
7.	182	Dana Cunningham	1996-97
8.	173	Casey Land	2013-14
9.	172	Lexy Hightower	2017-18
10.	153	Valeree Valdez	1999-00
	153	Suni Jo Petty	2003-04

3-POINT FIELD GOAL PERCENTAGE

1.	.500	Stephanie Williams	1995-96
2.	.450	Carlee Massie	2000-01
3.	.449	Courtney Lee	2008-09
4.	.445	Carlee Howard	2003-04
5.	.442	Lexy Hightower	2017-18
6.	.441	Casey Land	2013-14
7.	.436	Maddison Wild	2016-17
8.	.434	Valeree Valdez	1997-98
9.	.433	Emily Brister	2006-07
10.	.432	Lori DeShields	1994-95

FREE THROWS MADE

1.	209	Emily Brister	2006-07
2.	198	Emily Brister	2007-08
	198	Chontiquah White	2014-15
4.	196	Emily Brister	2005-06
5.	192	Celeste Stevenson	2002-03
6.	181	Chontiquah White	2013-14
7.	176	Latraica Spencer	1999-00
8.	166	Chontiquah White	2012-13
9.	143	Devin Griffin	2012-13
10.	150	Celeste Stevenson	2003-04

FREE THROWS ATTEMPTED

1.	248	Latraica Spencer	1999-00
	248	Celeste Stevenson	2002-03
3.	246	Emily Brister	2006-07
4.	243	Emily Brister	2005-06
5.	239	Chontiquah White	2014-15
6.	232	Emily Brister	2007-08
7.	225	Chontiquah White	2013-14
8.	224	Chontiquah White	2012-13
9.	222	Rhonda Kimbrough	1981-82
10.	204	Brandi Green	2000-01

FREE THROW PERCENTAGE (MIN. 50 ATTEMPTS)

1.	.932	Casey Land	2013-14
2.	.918	Valeree Valdez	1999-00
3.	.881	Michaela Neuhaus	2015-16
4.	.876	Leona Gerber	1988-89
5.	.869	Josephine Longoria	1990-91
6.	.855	Maddison Wild	2016-17
7.	.853	Emily Brister	2007-08
8.	.850	Emily Brister	2006-07
9.	.843	Valeree Valdez	1998-99
10.	.840	Becky Barnes	1994-95

FREE THROW PERCENTAGE (MIN. 100 ATTEMPTS)

1.	.876	Leona Gerber	1988-89
2.	.853	Emily Brister	2007-08
3.	.850	Emily Brister	2006-07
4.	.843	Valeree Valdez	1998-99
5.	.828	Chontiquah White	2014-15
6.	.827	Josephine Longoria	1989-90
7.	.825	Mindy Norman	2000-01
8.	.816	Emily Brister	2008-09
9.	.807	Emily Brister	2005-06
10.	.804	Chontiquah White	2013-14

REBOUNDS

1.	350	Rhonda Kimbrough	1981-82
2.	334	Merry Johnson	1981-82
3.	312	Pat McDonald	1991-92
4.	305	Alicia Saunders	2005-06
5.	282	Chontiquah White	2014-15
8.	275	Jamie Simmons	2009-10
6.	270	Pat McDonald	1990-91
	270	Chontiquah White	2012-13
9.	265	Celeste Stevenson	2002-03
10.	263	Emily Brister	2008-09

REBOUND AVERAGE

1.	10.8	Pat McDonald	1991-92
2.	10.3	Rhonda Kimbrough	1981-82
3.	9.8	Merry Johnson	1981-82
4.	9.6	Brandi Green	2000-01
5.	9.5	Alicia Saunders	2005-06
6.	8.8	Celeste Stevenson	2002-03
7.	8.5	Chontiquah White	2014-15
	8.5	Teresa Tinner	1988-89

ASSISTS

1.	222	Jennifer Brock	2005-06
2.	216	Angela Seay	1987-88
	216	Mitzi Marquart	1983-84
3.	207	Stephanie Williams	1995-96
4.	194	Maria Linggi	1984-85
5.	191	Angela Seay	1986-87
7.	184	Angela Seay	1985-86
8.	183	Josephine Longoria	1989-90
9.	170	Merry Johnson	1981-82
10.	165	Sasha Watson	2015-16

ASSIST AVERAGE

1.	7.7	Mitzi Marquart	1983-84
2.	6.9	Jennifer Brock	2005-06
3.	6.7	Stephanie Williams	1995-96
4.	6.4	Angela Seay	1987-88
5.	6.2	Angela Seay	1986-87
6.	6.1	Maria Linggi	1984-85
7.	5.9	Angela Seay	1985-86
8.	5.6	Josephine Longoria	1991-92
9.	5.5	Mindy Norman	2000-01
10.	5.2	Becky Barnes	1994-95

STEALS

1.	132	Josephine Longoria	1990-91
	132	Emily Brister	2005-06
3.	115	Merry Johnson	1981-82
4.	113	Von Tucker	1986-87
5.	105	Vasha Adams	2003-04
6.	104	Joni Unruh	2009-10
7.	101	Stephanie Williams	1995-96
8.	98	Vanessa Wells	1987-88
9.	97	Emily Brister	2006-07
10.	96	Josephine Longoria	1989-90

STEAL AVERAGE

1.	4.1	Josephine Logoria	1990-91
	4.1	Emily Brister	2005-06
3.	3.6	Von Tucker	1986-87
4.	3.4	Merry Johnson	1981-82
	3.4	Vasha Adams	2003-04
6.	3.3	Stephanie Williams	1995-96
7.	3.2	Emily Brister	2008-09
8.	3.1	Joni Unruh	2009-10
	3.1	Vanessa Wells	1986-87
	3.1	Emily Brister	2007-08
10.	3.0	Josephine Longoria	1989-90

BLOCKED SHOTS

1.	134	Alicia Saunders	2005-06
2.	99	Brandi Green	1998-99
3.	91	Merry Johnson	1981-82
4.	87	Brandi Green	1999-00
5.	86	Tiana Parker	2017-18
6.	65	Brandi Green	2000-01
7.	61	Brandi Green	1997-98
8.	55	Keisha Monroe	2004-05
9.	52	Pat McDonald	1991-92
10.	51	Denise Hunt	1989-90

CAREER (INDIVIDUAL)

SCORING

1.	2645	Emily Brister	2005-09
2.	1988	Celeste Stevenson	2001-05
3.	1906	Vanessa Wells	1984-88
4.	1877	Natasha Taylor	1993-97
5.	1727	Chontiquah White	2011-15
6.	1637	Brandi Green	1997-01
7.	1596	Teresa Tinner	1986-90
8.	1452	Von Tucker	1984-88
9.	1450	Devin Griffin	2011-14
10.	1427	Lori DeShields	1993-97
11.	1391	Debbie Webb	1974-78
12.	1358	Sasha Watson	2013-17
13.	1337	Joni Unruh	2007-12
14.	1270	Rhonda Kimbrough	1981-83
15.	1246	Courtney Lee	2005-09
16.	1179	Pat McDonald	1990-92
17.	1134	Denise Hunt	1987-91
18.	1094	Machelle Whitehead	1984-86
19.	1083	Valeree Valdez	1997-01
20.	1067	Casey Land	2010-14
21.	1008	Megan Kinen	1982-86

SCORING AVERAGE

1.	21.94	Emily Brister	2005-08
2.	20.61	Rhonda Kimbrough	1981-83
3.	19.33	Pat McDonald	1990-92
4.	17.82	Latraica Spencer	1998-00
5.	17.50	Chontiquah White	2011-15
6.	17.37	Machelle Whitehead	1984-86
7.	16.85	Celeste Stevenson	2001-05
8.	15.77	Natasha Taylor	1993-97

FIELD GOALS MADE

1.	824	Emily Brister	2005-09
2.	823	Vanessa Wells	1984-88
3.	702	Teresa Tinner	1986-90
4.	700	Natasha Taylor	1993-97
5.	665	Brandi Green	1997-01
6.	660	Celeste Stevenson	2001-05
7.	608	Von Tucker	1984-88
8.	544	Chontiquah White	2011-15

FIELD GOALS ATTEMPTED

1.	1815	Emily Brister	2005-09
2.	1659	Vanessa Wells	1984-88
3.	1450	Celeste Stevenson	2001-05
4.	1270	Natasha Taylor	1993-97
5.	1252	Teresa Tinner	1986-90
6.	1181	Brandi Green	1997-01
7.	1119	Von Tucker	1984-88

FIELD GOAL PERCENTAGE

1.	.622	Paulita Murrell	1994-96
2.	.598	Leona Gerber	1987-89
3.	.580	Machelle Whitehead	1984-86
4.	.577	Pat McDonald	1990-92
5.	.563	Brandi Green	1997-01
6.	.560	Teresa Tinner	1986-90

3-POINT FIELD GOALS MADE

1.	234	Emily Brister	2005-09
2.	214	Carlee Massie	2000-03
3.	198	Lori DeShields	1993-97
4.	192	Suni Jo Petty	2001-05
5.	174	Casey Land	2010-14

FREE THROWS MADE

1.	763 *	Emily Brister	2005-09
2.	667	Celeste Stevenson	2001-05
3.	618	Chontiquah White	2011-15
4.	465	Natasha Taylor	1993-97
5.	410	Jennifer Brock	2002-07
6.	403	Devin Griffin	2011-14
7.	345	Joni Unruh	2007-12
8.	307	Josephine Longoria	1988-92
9.	301	Brandi Green	1997-01
20.	274	Megan Kinen	1982-86

FREE THROWS ATTEMPTED

1.	917	Emily Brister	2005-09
2.	906	Celeste Stevenson	2001-05
3.	803	Chontiquah White	2011-15
4.	637	Natasha Taylor	1993-97
5.	559	Jennifer Brock	2002-07
6.	542	Devin Griffin	2011-14
7.	499	Brandi Green	1997-01
8.	469	Joni Unruh	2007-12
9.	397	Megan Kinen	1982-86
10.	379	Josephine Longoria	1988-92

FREE THROW PERCENTAGE

1.	.845	Valeree Valdez	1997-00
	.845	Casey Land	2010-14
3.	.843	Leona Gerber	1987-89
4.	.832	Emily Brister	2005-09
5.	.828	Chontiquah White	2011-15
6.	.818	Maddison Wild	2013-17
7.	.810	Josephine Longoria	1988-92
8.	.795	Becky Barnes	1994-97
9.	.763	Maria Linggi	1983-85
10.	.762	Megan McLain	2007-11

ASSISTS

1.	694	Angela Seay	1984-88
2.	606	Josephine Longoria	1988-92
3.	554	Jennifer Brock	2002-07
4.	475	Sasha Watson	2013-17
5.	393	Casey Land	2010-14
6.	392	Vanessa Wells	1984-88
7.	323	Joni Unruh	2007-12
8.	318	Maria Linggi	1983-85
9.	315	Mitzi Marquart	1982-84
10.	305	Stephanie Williams	1994-96

ASSISTS AVERAGE

1.	6.93	Stephanie Williams	1994-96
2.	5.73	Mitzi Marquart	1982-84
3.	5.55	Angela Seay	1984-88
4.	5.30	Maria Linggi	1983-85
5.	5.25	Becky Barnes	1995-97
6.	4.97	Josephine Longoria	1988-92

REBOUNDS

1.	929	Chontiquah White	2011-15
2.	874	Brandi Green	1997-01
3.	862	Celeste Stevenson	2001-05
4.	777	Teresa Tinner	1986-90
5.	697	Emily Brister	2005-09
6.	693	Natasha Taylor	1993-97

REBOUND AVERAGE

1.	11.19	Pat McDonald	1990-92
2.	8.95	Rhonda Kimbrough	1981-83
3.	7.91	Latraica Spencer	1998-00
4.	7.4	Brandi Green	1997-01
5.	7.31	Celeste Stevenson	2001-05
6.	7.2	Chontiquah White	2011-15
7.	6.75	Teresa Tinner	1986-90
8.	6.69	Devin Griffin	2011-14

STEALS

1.	406	Emily Brister	2005-09
2.	378	Josephine Longoria	1988-92
3.	331	Vanessa Wells	1984-88
4.	301	Von Tucker	1984-88
5.	295	Joni Unruh	2007-12
6.	264	Natasha Taylor	1993-97
7.	229	Emily Brister	2005-07
8.	218	Jennifer Brock	2002-07
9.	217	Sasha Watson	2013-17
10.	209	Casey Land	2010-14

STEALS AVERAGE

1.	3.36	Emily Brister	2005-08
2.	3.10	Josephine Longoria	1988-92
3.	2.58	Vanessa Wells	1984-88
4.	2.35	Von Tucker	1984-88
5.	2.29	Joni Unruh	2007-12
6.	2.22	Natasha Taylor	1993-97
7.	2.19	Leona Gerber	1987-89

GAMES PLAYED

1.	129	Maddison Wild	2013-17
	129	Chontiquah White	2011-15
	129	Joni Unruh	2007-12
4.	128	Vanessa Wells	1984-88
	128	Von Tucker	1984-88
6.	127	Sasha Watson	2013-17
7.	126	Dixie Bell	2004-09
	126	Jordan Vessels	2010-15
9.	125	Angela Seay	1984-88
10.	124	Jennifer Brock	2002-07

MISCELLANEOUS

WINNING STREAKS

1.	33	11-2-87 thru 3-25-88
2.	26	11-30-89 thru 3-19-90
3.	24	12-18-90 thru 3-8-91
	24	12-16-96 thru 3-19-97
5.	21	1-11-15 thru 3-24-15
6.	20	12-18-95 thru 3-2-96
7.	16	1-19-87 thru 3-10-88

HOME WINNING STREAKS

1.	85	1-9-87 thru 12-6-91
2.	34	2-5-05 thru 2-27-07
3.	29	12-3-94 thru 2-27-96
4.	28	1-10-83 thru 2-28-85
5.	18	2-21-13 thru 11-14-14

ROAD WINNING STREAKS

1.	17	11-28-87 thru 3-26-88
2.	13	12-16-96 thru 3-8-97
3.	12	12-18-95 thru 3-8-96

SEASON-OPENING WINNING STREAKS

1.	33	1987-88
2.	15	2015-16
3.	9	1993-94
4.	8	2008-09

SEASON-OPENING ROAD WINNING STREAKS

1.	17	1987-88
2.	9	2009-10
3.	6	2015-16

YEARLY ATTENDANCE AVERAGES

	Avg.	Year - # of Gms	Tot. Att.
1.	1337	2009-10 • 16	21,391
2.	1336	1993-94 • 15	20,052
3.	1325	2008-09 • 16	21,199
4.	1195	2001-02 • 15	17,932
5.	1183	2013-14 • 15	19,513

* DENOTES NCAA DIVISION II RECORD

ALL-TIME LETTERWINNERS

A

Charisse Abbe	1973
Kailann Adair	1997
Vasha Adams	2004-2006
Hannah Alexander	2015-2016
Sarah Allen	1996-1998
Angie Anderson	1974-1975
Johnetta Anderson	1922-1924
Angle	1912-1913
Alice Armstrong	1973-1974
Tracey Askew	1989-1990
Janet Averitt	1971
Ellyn Avery	2015-2016

B

Christie Bagwell	1990-1991
Ruby Pearl Ballard	1916-1917
Mollie E. Banks	1972
Becky Barnes	1994-1997
LaTonya Barnes	1986-1988
Terri J. Baughman	1981-1982
Brittney Bednarz	2012
Amanda Bell	2016
Dixie Bell	2005-2010
Anna Berthel	2007-2008
Cari Bigham	2000-2001
Danette Birdwell	1988-1990
Sharon Birkenfield	1984-1985
Buffie Black	1985-1986
Chelsea Blackshear	2007-2008
Sue Blair	1973-1974
Taryn Borchartd	2012-2014
Velma Bourland	1922-1924
Faith Boyd	1999-2001
Linda Branham	1973-1975
Ora Lee Bray	1923-1924
Emily Brister	2005-2010
Michelle Brister	2008-2010
Renette Brittian	1987-1988
Cindy Brock	1975-1978
Jennifer Brock	2003-2008
Geraldine Brockman	1971-1973
Emily Brooks	1916-1917
Kim Brown	1992-1994
Leslie Brown	1994-1995
Linda Brown	1973-1975
Maddy Brown	2010
W. Brown	1911-1912
Frankie Broyles	1921-1923
Haley Bruedigam	2014-2015
Theresa Buck	1972-1973
Julie Burnham	1982-1984
Tiffany Burris	1989-1990
Sarah Butler	1999-2000
Stephanie Byard	1985-1989
Mary Byers	1981

C

Mary Cage	1914-1916
Audrey Campbell	1978-1979
Kathy Jean Campbell	1967-1970
Jewell Cantrell	1922-1923
Ivy Carey	1914-1916
Linda Carlisle	1965-1966
Morgan Carrio	2005
Terri Carter	1974
Elayne Caruthers	1988-1990
Lisa Cathey	1977-1980
Kim Cavanaugh	1986-1988
Cindy Chapman	1993-1994
Kendra Chisum	1993-1997
Ferne Churchhill	1910-1911
Evelyn Claitor	1912-1914
Cilburne	1914-1915
Hula Coleman	1921-1922
Lynna Coleman	1973-1975
Rhonda Connell	1981-1982
Mamie Conner	1910-1911
Nan Cook	1982-1984
Jackie Cornell	1965-1966
Daria Cosgrove	2017-Present
Linne Cowan	1913-1914

Tracy Cowan	1983-1985
Nancy Jan Cozart	1968-1970
Patricia Cozart	1971-1974
Sherry Ann Cozart	1970-1972
DeAnn Craft	1981-1982
Renna Craig	1914-1915
Cranford	1914-1915
Cara Cranford	1985-1987
Beverly Crow	1978-1982
Dana Cunningham	1996-1997

D

Elizabeth Dabbs	1922-1923
Marcey Dale	1980-1982
Debbie Davis	1971-1972
Gaye Lynn Davis	1974-1977
Zantaya Davis	2014-2016
Tiama Dawson	1989-1990
Beulah Day	1922-1923
Alie Decker	2015-2017
Andee Decker	2015-2016
Lori DeShields	1993-1997
Carrie Dobbins	1911-1913
Morgan Dittberner	2014-2015
Kristin Doores	1986-1988
Jamie Dreiling	2007-2009
Rose Dwyer	1978
Diana K. Dycus	1978-1980
Diana J. Dycus	1978-1979
Ashley Dyer	2007-2008

E

Edith Eakman	1914-1915
Marjorie Earles	1965-1966
Betty Egert	1981-1982
Sheryl Estes	1980-1983
Ella Eubanks	1992-1993
Jane Eyer	1971-1972

F

Nicole Fangman	1992-1994
Jennifer Fritz	1987-1988
V. Fulcher	1911-1912

G

Megan Gamble	2017-Present
Tonjala Gandy	1984-1985
Kayla Garrison	2000-2001
Kate Gathings	1911-1914
Cindy Gaston	1974-1975
Helen Genitski	1978-1980
M. Gentry	1911-1912
Raven Gerald	2013
Leona Gerber	1986-1988
Jo Gilbert	1916-1917
Leslie Glenn	1987-1989
Brandi Green	1997-2001
Devin Griffin	2011-2013
Mikus Grubb	1975-1976

H

Barbara Hager	1965-1966
Le'Kreeya Hairston	2008-2009
Altah Marie Hale	1969-1970
Cynthia Ham	1970-1973
Kelli Hardin	1981-1985
Gwenda Hanna	1983-1986
Kristi Hargrove	1989-1991
Deleyah Harris	2017-Present
Kenisha Harris	2011-2013
Tywanda Harris	2004-05
Melanie Harrison	1999-2000
Darci Hatter	1982-1983
Reagan Haynes	2015-Present
LeAnn Heinrich	1991-1992
Mickey Henderson	1975-1976
Pam Henthorn	1975-1976
Hiche	1914-1915
Sally Higgins	2010-2014

Stacey High	1984-1986
Lexy Hightower	2016-Present
Terri Hightower	1979-1980
Louise Hiner	1922-1923
Lisa Hodges	1994-1998
Denise Hunt	1986-1990
Jean Hurt	1997-1998

I

Holly Isaacs	2006-2010
--------------	-----------

J

Taly Jacobs	2005-2006
Megan Janousek	2010
Barbara Johnson	1978-1979
Ceciley Johnson	2008-2010
Gwenda Johnson	1982-1986
Merry Jo Johnson	1980-1981
Sheila Johnson	1989-1991
Tiffany Johnson	1989-1991
Andrea Jones	1973-1974

K

Stefanie Kawasaki	1999-2000
Martha Sue Keel	1973-1975
Vennessa Kerbs	1997-1998
Kerr	1910-1911
Kim Killingsworth	1974-1976
Julie Kerstetter	1983-1984
Rhonda Kimbrough	1981-1983
Megan Kinen	1981-1985
Ollie Kirkpatrick	1910-1911
Knox	1914-1915
Betsy Krizon	1979-1980
Cecilia Jan Kruse	1975-1976
Stephanie Kunego	1998-1999
Toni Kuster	1988-1990

L

Windi Lackey	1997-1999
Lisa Lacy	1972-1973
Lillian Lair	1911-1914
Taylor LaCour	2015-2017
Cara Lambert	2010
Casey Land	2010-2014
Wilma Langdon	1974-1975
Darla Leavitt	1989-1990
Courtney Lee	2005-2009
Leslie Leimer	1978-1979
Tammy Leonard	1979-1980
Ashley Leven	2008-2013
Tiffany Lewis	2003-2006
Maria Linggi	1982-1984
Helen Littlejohn	1973-1974
Locke	1912-1914
Barbara Lofton	1973-1974
Danielle Logan	2012-2013
Lacee Logan	2010-2013
Josephine Longoria	1987-1991
Elena Lovato	1997-1999

ALL-TIME LETTERWINNERS

M

Elayne Maddox	1988-1989
A. Mahoney	1911-1912
Donna Mann	1971-1973
Mitzi Marquart	1980-1983
Alisha Martin	1974-1975
Carlee Massie	2000-2004
Rhonda Massie	1972-1973
Winnie Mateosky	1916-1917
Ronda Matney	1971-1974
Geneva McAfee	1978-1979
Pat McDonald	1989-1991
Sydelle McDonald	1988-1990
Susie McGinley	1913
Jenessa McKray	2006-2009
Madison McLain	2013-2016
Megan McLain	2008-2012
Cherilyn McMenamy	2007-2009
Mae McMurty	1912-1914
Hazel McQueen	1922-1923
Corinne McReynolds	1923-1924
R. Inez Meader	1921-1922
Kathy Meek	1973-1974
Dalila Mello	1990-1994
Margaret Melton	1923-1924
Regina Melton	1981-1983
Joe Beth Merrell	1971-1973
Autumn Miller	2011
Pajji Miller	1982-1983
Bessie Mitchell	1911-1912
Colter Mize	1999-2000
Keisha Monroe	2003-2007
Kelli Mooring	1982-1985
Pam Mooring	1978-1979
A. Moreland	1911-1912
Wendy Morris	1995-1996
Lisa Morse	1979-1980
Bonnie Morton	1913-1914
Nicole Mosley	2000-2001
Mattie Mounts	1921-1922
Sena Mae Mounts	1921-1922
Nova Mullen	1990-1991
Paulita Murrell	1994-1996

N

Nelson	1914-1915
Alisha Nelson	1973-1974
Michaela Neuhaus	2014-2016
Alisha Newman	1974
Candace Nickelson	1992-1997
Maria Nixon	1983-1984
Mindy Norman	2000-02
Sandra Norton	1981-1985

O

Haylee Oliver	2014-2015
Terri Orta	1979-1980
Janice Osborne	1975-1976

P

Mary Beth Pace	1972-1974
Madison Parker	2015-2018
Tiana Parker	2017-Present
Jodie Parsley	1973-1974
Debra Parsley	1977-1978
M. Patterson	1911-1912
Suni Jo Petty	2003-2006
Renee Precure	1985-1986
Kara Pridey	2005-2008
Carla Pruitt	1992-1994
Sassy Pyburn	2005-2006

Q

Andrian Quihuis	1999-2001
-----------------	-----------

R

Cressie Raggan	1923-1924
Dana Rahlfis	1991-1994

Alma Ramsey	1972-1975
Kim Ratliff	1975-1976
Lucy Rattikin	1912-1914
Neva Ray	1965-1966
Martha Relaford	1974-1975
Amy Reynolds	1990-1992
Diana Riddley	1975-1976
Jozac Riley	1922-1923
Martha Riley	1965-1968
Cheryl Robbins	1975-1976
Ariel Robertson	2010-2013
Cheryl Robertson	1981-1982
Cindy Robertson	1981-1982
Eva Robertson	1922-1923
Stacey Rolan	1985-1986
Rusk	1914-1915
Stella Rusk	1916-1917
Robbie Russell	1977-1978
Sophia Russell	1987-1989

S

Eva Sabova	1997-1999
Sadler	1914-1915
Sylvia Saldwar	1973-1974
Amanda Sandlin	1994-1996
Alicia Saunders	2005-2008
Niki Saylor	1995-1996
Sydney Scandridge	1978-1980
Shari Schilling	1985-1986
Brooke Schneider	1999-2000
Callie Schniederjan	2010-2011
Rhonda Schuelke	1974
Carol Schulte	1965-1970
Jessie Mae Scott	1923-1924
Angelo Seay	1983-1987
Stacy Shaffer	2000-2001
Aly Sherman	2010-2013
Cindy Sherrod	1977-1980
Diana Shive	1979-1980
Terri Sikes	1972-1974
Jamie Simmons	2009-2011
Jamie Simmons	2010-2011
Jan Skelton	1996-1998
Mae Gwendolyn Slack	1922-1923
Terri Slemmons	1982
Mary Smith	1973-1974
Rebekah Smith	1971-1975
Reginia Smith	1981-1983
Stephanie Smith	1986-1987
Tawni Smith	2005-2007
Latricia Spencer	1999-2000
Era Spires	1911-1913
Ruth Springfield	1910-1911
Abby Spurgin	2017-Present
Fleta Starr	1910-1911
Pat Stephens	1973-1974
Stephenson	1910-1911
Celeste Stevenson	2003-2006
Maude Stewart	1910-1911
Tress Stone	1911-1915
Kristia Strange	2013-2014
Laura Supak	1985-1988
Zada Swoopes	2017-2018

T

Tamica Talley	2000
Pamela Tatum	1977-1978
Natasha Taylor	1993-1997
Sharon Taylor	1989-1990
Tyesha Taylor	2017-Present
Denise Tennison	1991-1992
Ada Terrill	1913-1916
Bailey Thiel	2013-2017
Lisa Thomason	1995-1998
Tori Thompson	1979-1980
Ana Thomson	1910-1913
Virgie Thomson	1910-1911
Teresa Tinner	1985-1989
Kara Townsen	1996-1999
Cheryl Tracey	1975-1975
Von Tucker	1983-1987
Veitch Turk	1912-1914
Turner	1910-1911

U

Alice Upshaw	1974
Joni Unruh	2007-2012
Georgia Upfold	1915-1916

V

Valeree Valdez	1997-2000
Olyne Valentine	1910-1911
Lilley Vander Zee	2015-2017
Jordan Vessels	2011-2015
Carol Vincent	1977-1978

W

B. Walker	1911-1912
B. Walker	1911-1912
Willie Wallace	1923-1921
Sydney Walton	2016-2018
Sasha Watson	2013-2017
Debbie Webb	1973-1976
Carol Webster	1975-1976
Grace Webster	1912-1914
Bennie Weeks	1972-1975
Vanessa Wells	1983-1987
Laura Wheatley	1978-1979
Natalie Wheeler	2004-2007
Chontiquah White	2012-2015
Kathy White	1975-1976
Shannon White	1992-1994
Machelle Whitehead	1983-1985
Kacie Whitley	2013-2015
Josie Wiggins	1923-1924
Maddison Wild	2013-2017
Leona Wilhelm	1986-1988
Brittany Williams	2010-2012
Debra Williams	1989-1991
Glendra Williams	1979-1980
Joy Williams	1973-1975
Stephanie Williams	2004-2006
Stephanie Williams	1994-1996
Tammy Williams	1987-1989
Kami Williamson	1998-1999
Mariah Willis	2005-2009
Jill Wilson	1985-1986
B. Wilson	1911-1914
Nelda Winegard	1969-1970
Doris Winkelman	1915-1916
Grace Winkleman	1910-1911
Sadie Winkelman	1914-1915
Myrtie Wise	1922-1923
Sibyl Woodland	1910-1911
CeCe Wooten	2016-2018
Nicole Wright	1995-1996

YEAR-BY-YEAR RESULTS

1980-81 (8-14)

GARY MOORING	
11/10	at Texas Tech (L) 60 67
11/14	New Mexico St. (L) 75 81
11/17	at Abilene Christian (L) 65 81
11/21	*Texas Tech (L) 74 102
11/22	*New Mexico (L) 71 94
12/2	E. New Mexico (W) 75 68
12/6	at W. Oklahoma (W) 62 41
12/6	*SW Oklahoma St. (W) 63 53
12/11	at Texas-El Paso (L) 57 73
12/12	at New Mexico St. (L) 62 49
12/17	at C. Oklahoma (W) 80 64
1/10	E. New Mexico (L) 62 70
1/13	Panhandle State (W) 78 65
1/14	Texas Woman's (L) 53 67
1/17	%Hardin-Simmons (W) 68 62
1/23	at Texas Woman's (L) 53 67
1/29	*Texas-Arlington (L) 41 56
1/29	*Mary Hardin-Baylor (W) 80 60
1/30	*East Texas State (W) 64 44
2/6	at Panhandle St. (L) 65 67
2/7	Abilene Christian (L) 58 74
2/10	Hardin-Simmons (L) 72 77

% Home Games at Amarillo Civic Center

* Home Games at Canyon H.S.

Neutral Site

1981-82 (17-12)

BOB SCHNEIDER	
11/16	at Texas Arlington (L) 59 60
11/17	at Midwestern St. (W) 66 60
11/20	New Mexico (L) 66 81
11/21	Hardin Simmons (W) 88 63
11/24	at Texas Tech (L) 66 83
11/30	E. New Mexico (W) 83 61
12/5	at N. Texas (W) 70 63
12/9	New Mexico St. (W) 85 67
12/17	Abilene Christian (W) 74 73
1/3	Lamar (L) 68 79
1/7	Panhandle State (W) 77 66
1/9	N. Texas State (W) 77 72
1/12	at Texas Tech (L) 78 86
1/15	at E. New Mexico (W) 72 70
1/21	Midwestern St. (W) 86 60
1/23	at Abilene Christian (W) 58 57
1/25	at Panhandle St. (W) 71 57
1/28	*Texas-San Antonio (W) 67 61
1/29	*Abilene Christian (W) 66 52
1/30	*Midwestern (L) 56 60
2/2	at Cameron (L) 54 74
2/5	at Santa Fe (W) 122 41
2/8	at Texas-El Paso (L) 63 73
2/9	at New Mexico St. (L) 70 88
2/18	at Santa Fe (W) 93 41
2/25	*N. Texas St. (W) 84 76
2/25	*Texas-Austin (L) 50 87
2/25	*SMU (L) 59 75
3/4	Wichita State (L) 45 77

% Home Games at Amarillo Civic Center

Home Games at Canyon H.S.

*Texas AIAW Tour.

@ Missouri Valley Tour.

1982-83 (15-12)

BOB SCHNEIDER	
11/23	Texas Tech (L) 52 81
11/26	#Hardin-Simmons (W) 72 59
11/27	#Panhandle St. (W) 68 55
11/30	E. New Mexico (W) 79 62
12/3	at Midwestern St. (W) 81 73
12/4	at SMU (L) 59 63
12/9	*Baylor (W) 69 68
12/10	*Wayland Baptist (L) 68 92
12/17	Abilene Christian (W) 78 70
1/6	@Nevada-Las Vegas (L) 64 104
1/7	@Creighton (L) 62 74
1/8	@Cal Poly Pomona (L) 63 87
1/13	Bethany Nazarene (W) 77 59
1/15	at Texas Tech (L) 51 69
1/18	Midwestern St. (W) 77 67
1/22	*Panhandle St. (W) 71 54
1/24	%Hardin-Simmons (W) 69 68
1/28	at E. New Mexico (W) 70 58
1/31	at Texas El-Paso (W) 67 62
2/3	at New Mexico (L) 61 91
2/7	at Tulsa (L) 70 71
2/8	at Oklahoma St. (L) 63 88
2/12	%Texas-Arlington (W) 68 64
2/18	at Abilene Christian (L) 60 74
2/19	at Hardin-Simmons (L) 65 71
2/23	at Panhandle State (W) 105 67
2/26	%NW Oklahoma St. (W) 73 64

% Home Games at Amarillo Civic Center

* Canyon Classic

@ UNLV Round Robin Tour.

1983-84 (20-8, 8-2 OCAC)

BOB SCHNEIDER	
11/19	Texas Christian (W) 58 49
11/21	at Panhandle St. (W) 70 47
11/22	Howard Payne (W) 95 66
11/30	at NW Okla. State. (W) 64 60
12/2	#Midwestern St. (W) 93 79
12/3	#SMU (L) 57 74
12/7	at Eastern N.M. (W) 76 70
12/16	at Chapman (L) 64 83
12/18	at Cal St.-Northridge (L) 53 54
12/20	at Cal St.-Fullerton (L) 56 65
1/3	at Colorado State (L) 80 81
1/7	at Wayland Baptist (L) 62 84
1/10	Midwestern St. (W) 123 55
1/14	Wayland Baptist (W) 69 67
1/18	New Mexico (W) 77 74
1/20	at Midwestern St. (W) 73 72
1/24	E. New Mexico (W) 96 62
1/28	*Oral Roberts (W) 89 68
1/30	*Oklahoma City (W-O) 91 79
2/4	*at T-San Antonio (L) 69 72
2/6	*at Texas-El Paso (W) 92 64
2/11	*Hardin-Simmons (W) 95 55
2/18	*Texas-San Antonio (W) 69 54
2/20	*Texas-El Paso (W) 74 60
2/25	*at Hardin-Simmons (W) 87 72
2/28	Panhandle State (W) 109 67
3/3	*at Oral Roberts (L) 67 86
3/5	*at Oklahoma City (W) 84 73

#Lady Buff Classic

@ Oil Country Athletic Conf. Games

1984-85 (26-6, 9-1 OCAC)

BOB SCHNEIDER	
11/17	at Midwestern St. (W) 95 54
11/23	New Mexico St. (W) 63 53
11/24	San Diego St. (L) 63 82
11/30	N. Texas St. (W) 95 52
12/1	Texas-Arlington (W) 91 67
12/7	at Texas Christian (W) 68 52
12/8	at Texas Wesleyan (W) 72 65
12/12	at Eastern N. M. (W) 79 59
1/3	Colorado State (W) 75 58
1/5	at N. Arizona (W) 72 66
1/7	Detroit (L) 72 77
1/8	at Nevada-Las Vegas (L) 50 63
1/12	E. New Mexico (W) 86 54
1/17	New Mexico (W) 81 54
1/19	Midwestern St. (W) 103 56
1/22	NM Highlands (W) 96 50
1/26	*at Oral Roberts (W) 82 60
1/28	*at Oklahoma City (W) 68 60
2/2	*TX-San Antonio (W) 83 67
2/4	*Texas-El Paso (W) 97 56
2/9	*at Hardin-Simmons (W) 81 65
2/11	Pan American (W) 104 59
2/16	*at TX-San Antonio (L) 54 73
2/18	*at Texas-El Paso (W) 76 59
2/23	*Hardin-Simmons (W) 98 52
2/26	Tulsa (W) 100 60
3/2	*Oral Roberts (W) 97 62
3/4	*Oklahoma City (W) 85 66
3/9	*TX-San Antonio (W) 79 64
3/21	& Drake (L) 90 96
3/22	& Montana (W) 71 66
3/23	& Cal-St.-Fullerton (L) 64 71

@ Oil Country Athletic Conference Games

@ Oil Country Athletic Conference Playoff

& Women's NIT, 6th place (Held at Amarillo)

1985-86 (26-5)

BOB SCHNEIDER	
11/22	New Mexico (W) 82 65
11/29	Illinois-Chicago (W) 67 61
11/30	SW Missouri St. (W) 77 64
12/6	# N. Texas St. (W) 76 75
12/7	# Sam Houston St. (W) 84 49
12/12	at Wayland Baptist (L) 66 73
12/20	at Wyoming (L) 85 71
12/21	at Colorado (W) 80 58
12/28	Pan American (W) 130 57
12/30	Oklahoma (L) 56 80
1/3	@ Cornell (W) 81 54
1/4	@ Washington (L) 66 75
1/5	@ U.S. International (W) 84 72
1/14	at E. New Mexico (W) 74 57
1/16	Texas Christian (W) 86 69
1/21	Wayland Baptist (W) 82 63
1/25	at Oral Roberts (L) 73 88
1/29	E. New Mexico (W) 90 40
2/1	Texas-San Antonio (W) 85 43
2/3	Texas-El Paso (W) 96 65
2/6	Texas A&I (W) 70 50
2/8	at Hardin-Simmons (W) 94 66
2/10	at N. Texas St. (W) 60 52

2/15	at TX-San Antonio (W) 59 56
2/17	at Texas-El Paso (W) 69 53
2/22	Hardin-Simmons (W) 75 50
2/24	at Texas-Arlington (W) 65 59
3/1	Oral Roberts (W) 87 85
3/20	& Duke (L) 67 68
3/22	& Tennessee Tech (W) 78 65
3/22	& U.S. International (W) 87 67

Dr. Pepper-Lady Buff Classic

@ Wahine Classic (Hawaii)

& Women's NIT

1986-87 (27-4, 11-1 LSC)

BOB SCHNEIDER	
11/26	Nebraska-Omaha (W) 77 69
11/28	Metro St. (W) 89 50
12/5	#S. Colorado (W) 73 49
12/6	# Central Oklahoma (W) 74 33
12/8	Denver 90 43
12/9	Wayland Baptist (L) 60 74
12/19	at Midwestern St. (W) 78 64
12/20	at Oklahoma (L) 63 82
12/30	at St. Thomas (W) 83 27
1/2	Air Force (W) 94 72
1/1	Florida Atlantic (W) 58 45
1/9	NM Highlands (W) 110 56
1/12	Texas Woman's (W) 101 38
1/17	*at Angelo St. (L-O) 97 101
1/19	*at Howard Payne (W) 89 69
1/24	*E. Texas St. (W) 74 65
1/26	*Texas A&I (W) 90 53
1/29	*at E. New Mexico (W) 77 51
1/31	*Abilene Christian (W) 65 59
2/4	Midwestern St. (W) 82 55
2/5	Friends (W) 69 38
2/9	*Abilene Christian (W) 75 58
2/12	*E. New Mexico (W) 73 52
2/14	*at Texas A&I (W) 77 49
2/16	*at E. Texas St. (W) 92 72
2/19	*Angelo St. (W) 82 50
2/21	*Howard Payne (W) 73 47
2/24	**Texas A&I (W) 92 49
2/28	**Abilene Christian (W) 98 60
N/A	& C. Missouri St. (W) 67 57
N/A	& N. Kentucky (L) 55 64

Dr. Pepper-Lady Buff Classic

* Lone Star Games

** Lone Star Conf. Tour.

& Division II National Champ.

1987-88 (33-1, 14-0 LSC)

BOB SCHNEIDER	
11/28	Metro St. (W) 75 52
12/3	# San Francisco St. (W) 100 36
12/4	# Chapman (W) 95 55
12/5	# Bellarmine (W) 68 60
12/8	at Wayland Baptist (W) 57 52
12/17	at Midwestern St. (W) 71 51
12/19	Marymount (W) 98 43
12/21	Alaska-Anchorage (W) 79 60
12/29	at Cal St.-Hayward (W) 69 40
12/30	at San Francisco St. (W) 77 63
1/1	at Notre Dame-CA (W) 117 34
1/5	Midwestern St. (W) 71 35
1/16	*at Angelo St. (W) 86 63
1/18	*Abilene Christian (W) 68 55
1/23	*Texas A&I (W) 94 69
1/25	*E. Texas St. (W) 92 63
1/30	*at C. Oklahoma (W) 87 47
2/1	*at Cameron (W) 63 60
2/4	*Eastern N.M. (W) 82 65
2/6	*at Texas A&I (W) 92 61
2/8	*at E. Texas St. (W) 88 62
2/9	at Texas Woman's (W) 75 48
2/13	*C. Oklahoma (W) 95 46
2/15	*Cameron (W) 83 37
2/20	*Abilene Christian (W) 84 61
2/22	*Angelo State (W) 70 52
2/27	*at E. New Mexico (W) 88 63
3/1	** E. New Mexico (W) 70 51
3/4	**Abilene Christian (W) 82 53
3/11	@ SE Missouri St. (W) 64 61
3/12	@ C. Missouri St. (W) 61 46
3/18	@ Cal Poly-Pomona (W) 73 56
3/25	@ Delta St. (W) 77 56
3/26	@ Hampton Institute (L) 48 65

Dr. Pepper-Lady Buff Classic

* Lone Star Games

** Lone Star Conf. Tour.

@ NCAA Division II National Champ.

1988-89 (26-3, 13-1 LSC)

BOB SCHNEIDER	
11/22	at CS-Northridge (WOT) 66 63
11/23	at Cal Poly-Pomona (L) 70 76
11/26	Denver (W) 79 60
11/29	Wayland Baptist (W) 73 64
12/1	# Cal-Riverside (W) 91 52
12/2	# CS-Los Angeles (W) 83 51
12/3	# Chapman (W) 87 34
12/11	at Metro St. (W) 86 65
12/13	at Denver (W) 80 69
12/29	Alaska-Fairbanks (W) 106 63
1/3	Keene St. (W) 85 66
1/7	Missouri-Rolla (W) 69 50
1/14	*at Angelo St. (L) 54 60
1/16	*at Abilene Christian (W) 71 70
1/21	*E. Texas State (W) 94 51
1/23	*Texas A&I (W) 99 53
1/28	*Central Oklahoma (W) 72 43
1/30	*Cameron (W) 82 51
2/2	*E. New Mexico (W) 107 35
2/20	*at Cent. Oklahoma (W) 82 64
2/6	*at Cameron (W) 69 51
2/11	*at Texas A&I (W) 71 57
2/13	*at E. Texas State (W) 69 63
2/18	*Angelo State (W) 76 44
2/20	*Abilene Christian (W) 69 66
2/25	*at E. New Mexico (W) 60 44
3/3	** Abilene Christian (W) 72 68
3/10	@ SE Missouri St. (W-O) 83 70
3/11	@ C. Missouri St. (L) 62 63

Dr. Pepper-Lady Buff Classic

* Lone Star Games

** Lone Star Conf. Tour.

@ Division II Regional Tour.

1989-90 (30-2, 15-0 LSC)

BOB SCHNEIDER	
11/17	# Henderson St. (W) 89 49
11/18	# CS-Stanislaus (W) 91 59
11/24	@ CS-Dominguez H. (W) 64 43
11/25	@ JC Smith (W) 102 66
11/27	at CS-Los Angeles (L) 67 73
11/30	& Lincoln (W) 111 53
12/1	& Sacramento (W) 87 61
12/2	& UNC-Greensboro (W) 83 75
12/8	at Denver (W) 68 62
12/12	at Wayland Baptist (W) 69 55
12/30	Wayland Baptist (W) 71 62
1/3	*Eastern N.M. (W) 74 46
1/13	*E. Texas State (W) 94 76
1/15	*Texas A&I (W) 73 40
1/16	*Texas Woman's (W) 87 45
1/20	*at C. Oklahoma (W) 56 50
1/22	*at Cameron (W) 71 60
1/27	*at Angelo St. (W) 55 48
1/29	*at Abilene Christian (W) 64 57
2/3	*Angelo State (W) 85 63
2/5	*Abilene Christian (W) 92 68
2/9	*at Texas Woman's (W) 60 55
2/10	*at E. Texas St. (W) 73 41
2/12	at Texas A&I (W) 77 59
2/17	*Cent. Oklahoma (W) 83 69
2/19	*Cameron (W) 90 52
2/22	*at E. New Mexico (W) 72 66
2/26	**Cameron (W) 81 56
3/2	**Abilene Christian (W) 85 49
3/3	**Texas Woman's (W) 78 50
3/9	*NW Missouri St. (W) 62 48
3/10	*C. Missouri St. (L) 63 67

* Lone Star Conf. Games

** WTSU Tip-Off Classic

@ Cal St.-Los Angeles Classic

Dr. Pepper-Lady Buff Classic

* Lone Star Conf. Tour.

& NCAA Regional Tour.

1990-91 (30-2, 16-0 LSC)

BOB SCHNEIDER	
11/23	Metro St. (W) 93 24
11/24	Metro St. (W) 78 30

YEAR-BY-YEAR RESULTS

1993-94 (19-8, 8-6 LSC)
 BOB SCHNEIDER
 11/19 *NM Highlands (W) 96 55
 11/20 *Cameron (W) 91 55
 11/26 Cal State-LA (W) 82 63
 11/27 Cal Poly-SLO (W) 85 66
 12/2 *Cal State-LA (W) 88 58
 12/3 *IUPUI-Fort Wayne (W) 87 70
 12/4 *TX A&M-Kingsville (W) 58 55
 12/11 Langston (W) 102 64
 12/18 W. New Mexico (W) 84 53
 12/30 UC-Coronado Springs (L) 79 85
 12/31 Emporia State (W) 83 80
 1/8 Eastern New Mexico (W) 73 48
 1/10 @W. New Mexico (W) 87 77
 1/15 @ Texas Woman's (L) 66 52
 1/17 @ Central Oklahoma (L) 86 69
 1/22 East Texas State (W) 87 63
 1/24 TX A&M-Kingsville (W) 79 49
 1/29 @ Abilene Christian (L) 76 101
 1/31 @ Angelo State (L) 73 84
 2/5 Abilene Christian (L) 87 90
 2/7 Angelo State (W) 76 77
 2/12 Texas Woman's (W) 90 64
 2/14 Central Oklahoma (W) 98 66
 2/19 @ TX A&M-Kingsville (W) 78 71
 2/21 @ East Texas State (W) 79 46
 2/26 @ Eastern N.M. (L) 62 74
 3/1 **Eastern N.M. (LOT) 70 73

1994-95 (25-5, 12-1 LSC)
 BOB SCHNEIDER
 11/25 *Northwood (W) 105 50
 11/26 *SE Oklahoma St. (W) 80 79
 12/1 ^ Mesa State (W) 98 72
 12/2 ^ Henderson State (L) 77 82
 12/3 ^ Denver (W) 65 60
 12/7 at Panhandle State (W) 74 68
 12/10 at Cameron (W) 87 64
 12/17 Cameron (W) 78 50
 12/29 vs. Montana St. North (L) 65 87
 12/30 at Florida Tech (W) 89 60
 1/9 at Eastern N.M. (L) 70 82
 1/14 at A&M-Kingsville (W) 71 68
 1/16 at E. Texas State (W) 99 73
 1/21 Central Oklahoma (W) 99 64
 1/22 Tarleton State (W) 89 56
 1/23 Texas Woman's (W) 113 88
 1/28 at Angelo State (L) 88 83
 1/30 at Abilene Christian (L) 83 84
 2/4 Abilene Christian (WOT) 82 81
 2/6 Angelo State (W) 72 53
 2/11 E. Texas State (W) 81 61
 2/13 A&M-Kingsville (W) 83 75
 2/17 at Tarleton State (W) 83 53
 2/18 at Texas Woman's (W) 100 77
 2/20 at C. Oklahoma (W) 75 40
 2/25 Eastern N.M. (W) 76 63
 3/1 **E. Texas State (W) 88 61
 3/2 **Abilene Christian (W) 74 68
 3/5 %Chadron State (W) 86 75
 3/8 & Washburn (L) 60 69

1995-96 (28-3, 15-1 LSC)
 BOB SCHNEIDER
 11/17 Chadron State (W) 81 59
 11/18 Chadron State (W) 86 39
 11/30 ^ Johnson C. Smith (W) 118 48
 12/1 ^ Oklahoma Baptist (W) 95 51
 12/2 ^ Metro State (W) 86 64
 12/4 Panhandle State (W) 127 25
 12/16 at Abilene Christian (L) 57 68
 12/18 at Angelo State (W) 86 66
 12/27 at Cal-Riverside (W) 76 73
 12/28 at CSUSan B'dino (W) 68 51
 1/2 Eastern N.M. (W) 62 53
 1/6 Midwestern State (W) 96 58
 1/8 Central Oklahoma (W) 112 57
 1/11 at Tarleton State (W) 79 70
 1/13 at East Texas State (W) 113 73
 1/18 Texas Woman's (W) 97 64
 1/20 TX A&M-Kingsville (W) 85 74
 1/27 at E. New Mexico (W) 66 65
 2/1 at Central Oklahoma (W) 100 60
 2/3 at Midwestern State (W) 91 71
 2/8 East Texas State (W) 76 75
 2/10 Tarleton State (W) 104 57
 2/15 at A&M-Kingsville (W) 77 63
 2/17 at Texas Woman's (W) 86 55

2/22 Angelo State (W) 105 51
 2/24 Abilene Christian (W) 83 79
 3/1 **A&M-Kingsville (W) 71 61
 3/2 **Abilene Christian (L) 60 82
 3/7 %Southwest Baptist (W) 64 62
 3/8 %Mo. Southern St. (W) 71 59
 3/9 *Abilene Christian (L) 39 66
 @ Dr Pepper Lady Buff Classic
 *LSC Tournament (at Canyon)
 %Division II Regionals (at Abilene)

1996-97 (29-2, 17-1 LSC)
 BOB SCHNEIDER
 11/22 #Colorado Christian (W) 101 64
 11/23 #Cal-Davis (W) 81 75
 12/5 ^ Henderson State (W) 84 68
 12/6 ^ NW Missouri State (W) 105 65
 12/6 ^ Emporia State (W) 78 70
 12/14 at Abilene Christian (L) 58 65
 12/16 at Angelo State (W) 92 66
 12/27 IUPUI-Indianapolis (W) 61 55
 12/28 Washburn (W) 78 56
 12/30 Lake Superior State (W) 100 59
 1/4 Eastern New Mexico (W) 97 49
 1/7 Midwestern State (W) 91 63
 1/9 Central Oklahoma (W) 98 86
 1/11 at Tarleton State (W) 85 67
 1/13 at A&M-Commerce (W) 85 71
 1/16 Texas Woman's (W) 111 50
 1/18 TX A&M-Kingsville (W) 79 70
 1/25 at E. New Mexico (W) 76 61
 1/30 at Central Oklahoma (W) 61 46
 2/1 at Midwestern State (W) 77 69
 2/6 TX A&M-Commerce (W) 88 78
 2/8 Tarleton State (W) 77 68
 2/13 at TX A&M-Kingsville (W) 59 56
 2/15 at Texas Woman's (W) 77 42
 2/20 Angelo State (W) 76 61
 2/22 Abilene Christian (W) 70 64
 2/27 **A&M-Kingsville (W) 72 57
 3/1 **Abilene Christian (W) 59 56
 3/7 & Emporia State (W-OT) 77 76
 3/8 & Mo. Western St (W) 92 72
 3/9 #Cal-Davis (L) 70 73
 Lady Buff Tip-Off Classic
 @ Dr Pepper Lady Buff Classic
 *LSC Tournament (at Canyon)
 %Division II Regional Tour.
 (at St. Joseph, MO)
 & NCAA Division II Elite Eight
 Tour. (at Grand Forks, ND)

1997-98 (20-8, 13-3 LSC)
 BOB SCHNEIDER
 11/14 * Rollins (W) 88 74
 11/15 * Metro State (L) 53 60
 11/20 at SW Oklahoma St. (L) 61 65
 11/22 at Cameron (W) 85 67
 12/4 Ouachita Baptist (W) 78 62
 12/6 Harding (W) 79 75
 12/11 ^ Cameron (W) 92 56
 12/12 ^ Pittsburg State (W) 73 61
 12/13 ^ Emporia State (L) 60 86
 12/15 ! Assumption (W) 83 62
 12/16 1 Stonehill (L) 71 85
 1/3 Eastern New Mexico (W) 74 69
 1/8 Midwestern State (W) 93 65
 1/10 Tarleton State (W) 87 60
 1/11 Texas Woman's (W) 109 78
 1/15 at Angelo State (W) 78 67
 1/17 at Abilene Christian (L) 64 85
 1/22 at A&M-Commerce (W) 70 48
 1/24 at A&M-Kingsville (W) 95 68
 1/31 at E. New Mexico (L) 74 79
 2/5 TX A&M-Commerce (W) 85 53
 2/7 TX A&M-Kingsville (W) 92 62
 2/12 at Midwestern State (L) 65 66
 2/14 at Tarleton State (W) 66 58
 2/16 at Texas Woman's (W) 79 68
 2/19 Angelo State (W) 80 57
 2/21 Abilene Christian (W) 84 67
 2/26 # Ouachita Baptist (L) 58 71
 Lady Buff Tip-Off Classic
 @ Dr Pepper Lady Buff Classic
 ! Hawaii Tournament
 %LSC Tournament (at Canyon)

1998-99 (22-11, 13-3 LSC)
 BOB SCHNEIDER
 11/13 at St. Edward's (W) 79 75
 11/20 #Grand Valley State (L) 77 83
 11/21 #Arkansas Tech (L) 51 77
 11/22 #Southern Indiana (W) 67 58
 11/25 Missouri Western St. (L) 69 71
 12/3 East Central (L) 66 82
 12/5 SE Oklahoma St. (W) 65 58
 12/10 ^ Wayland Baptist (L) 56 77

12/11 ^ SE Oklahoma St. (WOT) 74 73
 12/12 ^ Northern State (W) 66 51
 12/17 at Cent. Oklahoma (LOT) 80 86
 12/30 at Northeastern St. (W) 72 49
 1/2 at Eastern N.M. (L) 58 63
 1/7 Angelo State (W) 72 61
 1/9 Abilene Christian (L) 75 88
 1/14 at Midwestern State (L) 77 87
 1/16 at Tarleton State (W) 80 69
 1/18 at Texas Woman's (W) 80 62
 1/21 at A&M-Commerce (W) 66 60
 1/23 at A&M-Kingsville (W) 78 69
 2/1 Eastern N.M. (W) 77 61
 2/4 A&M-Kingsville (W) 71 62
 2/6 A&M-Commerce (W) 86 47
 2/11 at Abilene Christian (W) 80 74
 2/13 at Angelo State (W) 92 52
 2/18 Tarleton State (W) 67 57
 2/20 Midwestern State (W) 95 67
 2/21 Texas Woman's (W) 83 61
 2/23 **SW Oklahoma St. (W) 59 46
 2/25 **SE Oklahoma St. (W) 73 54
 2/27 **Abilene Christian (L) 57 70
 3/4 %Southwest Baptist (W) 65 65
 3/5 %Emporia State (L) 61 99
 %Disney Division II Tournament
 (at Orlando, FL)
 ^ 7-Up Lady Buff Classic (at Canyon)
 *LSC Tournament (at Canyon)
 %Division II Regionals (at Emporia, KS)

1999-00 (23-7, 13-3 LSC)
 BOB SCHNEIDER
 11/19 #McPherson (W) 97 56
 11/20 #UC Davis (W) 90 81
 11/26 SW Okla. State (W) 61 48
 12/2 at Ouachita Baptist (L) 64 75
 12/4 at Harding (W) 64 63
 12/9 ^Am.-Puerto Rico (W) 134 21
 12/10 ^Grand Valley State (W) 87 63
 12/11 ^North Dakota State (W) 72 58
 12/17 Cameron (W) 89 58
 12/29 at A&M-Commerce (W) 80 49
 12/30 at Texas Woman's (L) 59 63
 1/4 Midwestern State (W) 80 68
 1/6 Tarleton State (W) 80 67
 1/8 at Angelo State (W) 93 80
 1/10 at Abilene Christian (W) 71 64
 1/15 at E. New Mexico (W) 65 46
 1/20 TX A&M-Kingsville (L) 67 73
 1/22 at Panhandle State (L) 86 87
 1/27 at Tarleton State (W) 85 82
 1/29 at Midwestern State (W) 66 63
 2/3 Abilene Christian (W) 65 56
 2/5 Angelo State (W) 82 61
 2/12 Eastern N.M. (W) 65 58
 2/19 at A&M-Kingsville (L) 74 79
 2/24 Texas Woman's (W) 77 49
 2/26 A&M-Commerce (W) 96 62
 2/29 **East Central (W) 75 53
 3/3 **SE Oklahoma State (W) 58 54
 3/4 **A&M-Kingsville (L) 82 67
 3/10 %Southwest Baptist (L) 56 68
 Lady Buff Tip-Off Classic (at Canyon)
 ^ 7-Up Lady Buff Classic (at Canyon)
 *LSC Tournament
 %Division II Regionals (at Emporia, KS)

2000-01 (18-9, 9-5 LSC)
 BOB SCHNEIDER
 11/18 #Mesa State College (W) 63 44
 11/19 #St. Edward's Univ. (W) 79 69
 11/30 *Western State Coll. (W) 90 77
 12/1 ^Henderson State (W) 99 67
 12/2 *TX A&M-Kingsville (L) 71 74
 12/16 Okla. Panhandle St. (W) 83 51
 12/19 Wheeling Jesuit (W) 65 56
 12/20 Minnesota-Morris (W) 98 44
 1/4 Northeastern State (W) 59 56
 1/6 Central Oklahoma (W) 64 50
 1/11 East Central Univ. (L) 65 73
 1/13 SE Oklahoma (L) 56 84
 1/18 Angelo State (L) 56 65
 1/20 Abilene Christian (W) 73 54
 1/23 Eastern N.M. (W) 68 56
 1/25 Texas Woman's (W) 100 46
 2/1 A&M-Kingsville (W) 64 58
 2/3 A&M-Commerce (L) 70 71
 2/5 Tarleton State (W2OT) 102 83
 2/8 A&M-Commerce (L) 56 57
 2/10 A&M-Kingsville (L) 56 69
 2/15 Abilene Christian (W) 76 65
 2/17 Angelo State (L) 82 88
 2/20 Eastern N.M. (W) 58 44
 2/22 Tarleton State (W) 64 61
 2/24 Texas Woman's (W) 86 81
 2/27 **Southeastern OK (L) 72 100

#Lady Buff Tip-Off Classic (at Canyon)
 ^ 7-Up Lady Buff Classic (at Canyon)
 *LSC Tournament (at Durant)

2001-02 (15-12, 8-6 LSC)
 BOB SCHNEIDER
 11/16 #Lubbock Christian (W) 90 53
 11/17 #Chadron State (W) 86 56
 11/20 at Cameron (LOT) 75 78
 11/29 ^National Christian (W) 155 33
 11/30 ^Okla. Panhandle St. (W) 97 57
 12/1 ^Wayland Baptist (W) 76 59
 12/3 at SW-Okla. State (W) 62 58
 12/8 Midwestern St. (L) 63 78
 1/3 at Northeastern St. (L) 48 51
 1/5 at Central OK (L) 60 61
 1/10 East Central (W) 92 54
 1/12 SE Oklahoma (L) 64 80
 1/17 at Texas Woman's (W) 51 49
 1/19 at Tarleton State (L) 51 57
 1/24 Angelo State (W) 77 70
 1/26 Abilene Christian (L) 77 81
 1/28 at Eastern N.M. (W) 75 58
 1/31 A&M-Kingsville (W) 50 44
 2/2 A&M-Commerce (W) 80 61
 2/23 A&M-Commerce (L) 66 73
 2/9 A&M-Kingsville (L) 49 66
 2/14 Tarleton State (L) 61 64
 2/16 Texas Woman's (W) 64 54
 2/18 Eastern N.M. (W) 68 65
 2/21 at Abilene Christian (W) 56 54
 2/23 at Angelo State (L) 57 75
 2/26 **Southeastern OK (LOT) 70 86
 Lady Buff Tip-Off Classic (at Canyon)
 ^ 7-Up Lady Buff Classic (at Canyon)
 *LSC Tournament (at Durant)

2002-03 (20-10, 8-6 LSC)
 BOB SCHNEIDER
 11/22 Metro State (W) 93 83
 11/23 Rockhurst (W) 79 58
 11/29 #Drury (L) 81 95
 11/30 #St. Mary's (W) 78 63
 12/17 ^Belmont Abbey (W) 80 53
 12/18 ^Minn.-Mankato (L) 51 52
 12/30 Tarleton State (W) 68 57
 1/2 NE Okla. State (WOT) 62 56
 1/4 Central Okla. (W) 71 58
 1/9 East Central Okla. (L) 70 72
 1/11 SE Oklahoma (W) 82 54
 1/16 SW Okla. State (W) 81 55
 1/18 Cameron (W) 69 58
 1/23 *Angelo State (L) 47 58
 1/25 *Abilene Christian (W) 57 55
 1/30 *A&M-Kingsville (W) 93 59
 2/1 *A&M-Commerce (W) 73 64
 2/6 *Texas Women's (W) 72 68
 2/8 *Midwestern State (L) 75 78
 2/10 *Eastern N.M. (W) 71 64
 2/13 *Midwestern State (L) 71 78
 2/15 *Texas Women's (W) 87 68
 2/17 *Eastern N.M. (L) 70 73
 2/20 *Abilene Christian (L) 71 79
 2/22 *Angelo State (W) 67 63
 2-27 *A&M-Commerce (W) 87 79
 3-01 *A&M-Kingsville (L) 58 78
 3-04 **C. Oklahoma (W) 78 64
 3-07 **SW Okla. State (W) 89 71
 3-08 **NE Okla. State (L) 58 82
 *Lone Star Conference
 # - Dr. Pepper Classic, Canyon, Texas
 @ Disney Holiday Classic, Orlando, Fla.
 *Lone Star Conference Tournament

2003-04 (25-6, 11-3 LSC)
 BOB SCHNEIDER
 11/21 SIU-Edwardsville (W) 84 70
 11/22 Emporia State (L) 57 58
 11/28 ^Eastern N.M. (W) 75 54
 11/29 ^Edinboro (W) 92 47
 12/4 @Northeastern State (W) 69 64
 12/6 @Central Oklahoma (W) 81 55
 12/16 *Eastern N.M. (L) 57 76
 12/29 #Fort Lewis (W) 62 60
 12/30 #Millersville (W) 59 52
 1/3 East Central (W) 86 64
 1/5 Southeastern Okla. (W) 77 58
 1/8 @Southwestern Okla. (W) 85 75
 1/10 @Cameron (W) 91 52
 1/13 *Eastern N.M. (W) 80 73
 1/17 Tarleton State (W) 85 58
 1/22 *A&M-Kingsville (W) 60 58
 1/24 *A&M-Commerce (W) 80 62
 1/29 *Angelo State (W) 57 55
 1/31 *Abilene Christian (W) 68 64
 2/5 *@Texas Woman's (W) 73 41
 2/7 *@Midwestern State (L) 66 70

2004-05 (21-9, 11-3 LSC)
 BOB SCHNEIDER
 11/19 vs. St. Mary's (W) 85 75
 11/20 at Emporia State (L) 71 85
 11/27 UC-Coronado Springs (W) 79 48
 12/02 SW Okla. State (W) 70 62
 12/04 Cameron (W) 59 47
 12/13 Tarleton State (L) 60 70
 12/19 vs. SIU-Edwardsville (W) 66 52
 12/20 vs. NW Missouri (W) 71 50
 12/30 Adams State (W) 72 64
 1/06 NE Okla. State (L) 48 51
 1/08 Central Oklahoma (L) 68 73
 1/10 at Eastern N.M. (W) 61 58
 1/13 at East Central (W) 71 65
 1/15 at SE Okla. State (W) 73 72
 1/20 *Midwestern State (W) 90 61
 1/22 *A&M-Commerce (L) 69 78
 1/24 *Eastern N.M. (W) 91 44
 1/27 *A&M-Kingsville (W) 94 55
 1/29 *Texas Woman's (W) 98 64
 2/03 *Angelo State (L) 66 81
 2/05 *Abilene Christian (W) 80 55
 2/10 *at Angelo State (L) 43 59
 2/12 *at Abilene Christian (W) 85 60
 2/17 *at Midwestern State (W) 71 57
 2/19 *at A&M-Commerce (W) 73 61
 2/24 *A&M-Kingsville (W) 63 39
 2/27 *Texas Woman's (W) 97 63
 3/01 **SW Okla. State (W) 85 54
 3/04 **at NE Okla. State (L) 53 72
 3/11 & Washburn (L) 62 65
 *Hoop 'N Surf Classic, Honolulu, Hawaii
 *Lone Star Conference Games
 *Lone Star Conference Tournament
 & NCAA-II South Central Regional,
 Springfield, Mo.

2005-06 (28-4, 13-1 LSC)
 BOB SCHNEIDER
 11/18 at Adams State (W) 86 58
 11/19 UC-Colo. Springs (W) 105 69
 11/25 Fort Lewis (W) 90 59
 11/26 Mont. St.-Billings (W) 87 52
 12/01 at Cameron (W) 96 58
 12/03 at SW Okla (W) 77 64
 12/10 A&M-Commerce (W) 93 75
 12/12 vs Washburn (L) 52 63
 12/21 vs Cent. Missouri (W) 92 79
 12/30 * Eastern N.M. (W) 76 44
 01/05 at Cent. Oklahoma (W) 76 64
 01/07 at NE Okla. State (L) 60 68
 01/12 SE Okla. State (W) 82 62
 01/14 East Central (WOT) 68 64
 01/17 *at Abilene Christian (W) 66 61
 01/21 *Angelo State (W) 67 65
 01/25 *Midwestern State (W) 72 46
 01/28 *at Tarleton State (L) 50 55
 02/02 *Texas Woman's (W) 87 63
 02/04 *A&M-Kingsville (W) 110 77
 02/06 *at Eastern N.M. (W) 82 78
 02/09 *at Texas Woman's (W) 73 59
 02/11 *at A&M-Kingsville (W) 80 62
 02/14 *Abilene Christian (W) 82 67
 02/18 *at Angelo State (W) 70 61
 02/22 *at MW State (W) 73 58
 02/25 * Tarleton State (W) 90 57
 02/28 **Cameron (W) 93 61
 03/03 **A&M-Commerce (W) 64 58
 03/04 **Angelo State (W) 83 68
 03/10 %vs NE State (W) 78 64
 03/11 %vs. Emporia State (L) 82 88
 #SBC/Coca-Cola
 *Lone Star Conference Games(south)
 *LSC Tournament
 %NCAA-II South Central Regional

2/12 *Texas Woman's (W) 108 44
 2/14 *Midwestern State (W) 67 57
 2/19 **A&M-Commerce (W) 104 55
 2/21 *A&M-Kingsville (W) 95 49
 2/26* @Abilene Christian (W) 69 66
 2/28 **@Angelo State (L) 42 79
 3/1 ***Tarleton State (W) 83 61
 3/5 **Angelo State (L) 59 65
 3/12 %Emporia State (W) 60 55
 3/13 %Northeastern State (L) 71 79
 *Lone Star Conference
 ^Dr. Pepper Lady Buff Classic
 #Western New Mexico Classic
 **Lone Star Conference Tournament
 % - NCAA-II South Central Regional

2006-07 (32-1, 15-1 LSC)
 BOB SCHNEIDER
 11/19 UC-Corono Springs (W) 79 85
 11/27 UC-Corono Springs (W) 79 48
 12/02 SW Okla. State (W) 70 62
 12/04 Cameron (W) 59 47
 12/13 Tarleton State (L) 60 70
 12/19 vs. SIU-Edwardsville (W) 66 52
 12/20 vs. NW Missouri (W) 71 50
 12/30 Adams State (W) 72 64
 1/06 NE Okla. State (L) 48 51
 1/08 Central Oklahoma (L) 68 73
 1/10 at Eastern N.M. (W) 61 58
 1/13 at East Central (W) 71 65
 1/15 at SE Okla. State (W) 73 72
 1/20 *Midwestern State (W) 90 61
 1/22 *A&M-Commerce (L) 69 78
 1/24 *Eastern N.M. (W) 91 44
 1/27 *A&M-Kingsville (W) 94 55
 1/29 *Texas Woman's (W) 98 64
 2/03 *Angelo State (L) 66 81
 2/05 *Abilene Christian (W) 80 55
 2/10 *at Angelo State (L) 43 59
 2/12 *at Abilene Christian (W) 85 60
 2/17 *at Midwestern State (W) 71 57
 2/19 *at A&M-Commerce (W) 73 61
 2/24 *A&M-Kingsville (W) 63 39
 2/27 *Texas Woman's (W) 97 63
 3/01 **SW Okla. State (W) 85 54
 3/04 **at NE Okla. State (L) 53 72
 3/11 & Washburn (L) 62 65
 *Hoop 'N Surf Classic, Honolulu, Hawaii
 *Lone Star Conference Games
 *Lone Star Conference Tournament
 & NCAA-II South Central Regional,
 Springfield, Mo.

2007-08 (35-0, 18-0 LSC)
 BOB SCHNEIDER
 11/18 at Adams State (W) 86 58
 11/19 UC-Colo. Springs (W) 105 69
 11/25 Fort Lewis (W) 90 59
 11/26 Mont. St.-Billings (W) 87 52
 12/01 at Cameron (W) 96 58
 12/03 at SW Okla (W) 77 64
 12/10 A&M-Commerce (W) 93 75
 12/12 vs Washburn (L) 52 63
 12/21 vs Cent. Missouri (W) 92 79
 12/30 * Eastern N.M. (W) 76 44
 01/05 at Cent. Oklahoma (W) 76 64
 01/07 at NE Okla. State (L) 60 68
 01/12 SE Okla. State (W) 82 62
 01/14 East Central (WOT) 68 64
 01/17 *at Abilene Christian (W) 66 61
 01/21 *Angelo State (W) 67 65
 01/25 *Midwestern State (W) 72 46
 01/28 *at Tarleton State (L) 50 55
 02/02 *Texas Woman's (W) 87 63
 02/04 *A&M-Kingsville (W) 110 77
 02/06 *at Eastern N.M. (W) 82 78
 02/09 *at Texas Woman's (W) 73 59
 02/11 *at A&M-Kingsville (W) 80 62
 02/14 *Abilene Christian (W) 82 67
 02/18 *at Angelo State (W) 70 61
 02/22 *at MW State (W) 73 58
 02/25 * Tarleton State (W) 90 57
 02/28 **Cameron (W) 93 61
 03/03 **A&M-Commerce (W) 64 58
 03/04 **Angelo State (W) 83 68
 03/10 %vs NE State (W) 78 64
 03/11 %vs. Emporia State (L) 82 88
 #SBC/Coca-Cola
 *Lone Star Conference Games(south)
 *LSC Tournament
 %NCAA-II South Central Regional

YEAR-BY-YEAR RESULTS

2006-07 (28-5, 14-0 LSC)

KRISTA GERLICH	
11/03 vs. Felician(W) 83 35	
11/04 vs. Augustana (W) 65 58	
11/05 vs. Stonehill (L) 76 68	
11/24 St. Edwards (W) 63 43	
11/25 Eastern N.M. (W) 79 67	
11/27 at N.M. Highlands (W) 95 56	
11/30 ^Cameron (W) 78 58	
12/02 ^SW Okla. State (W) 68 36	
12/07 ^at A&M-Commerce(W) 63 54	
12/16 N.M. Highlands (W) 85 35	
12/20 ^at Eastern N.M. (W) 85 65	
12/29 at Cal St. San B'dino (W) 77 44	
1/30 at San Diego (L) 76 71	
1/04 ^Cent. Oklahoma (W) 68 55	
1/06 ^NE Okla. State (W) 64 43	
1/11 ^at SE Okla. State (L) 67 62	
1/17 ^at Angelo State (W) 72 71	
1/20 ^Abilene Christian (W) 62 50	
1/24 ^Tarleton (W) 78 58	
1/27 ^at Midwestern State (W) 81 61	
2/01 ^at A&M-Kingsville (W) 80 55	
2/03 ^at Texas Woman's (W) 62 51	
2/08 ^A&M-Kingsville (W) 78 51	
2/10 ^Texas Woman's (W) 89 72	
2/14 ^Angelo State (W) 67 54	
2/17 ^at Abilene Christian (W) 80 64	
2/21 ^at Tarleton (W) 74 53	
2/24 ^Midwestern State (W) 73 55	
2/27 ^East Central (W) 78 57	
3/02 ^vs Central Okla. (W) 67 56	
3/03** ^at A&M-Commerce (L) 81 71	
3/09 ^NW Missouri St. (W) 87 72	
3/10 ^& Washburn (L) 54 39	

^LSC Crossover games
^LSC South Division games
^LSC Tournament
^NCAA South Central Regional
&NCAA South Central Regional

2007-08 (26-5, 13-1 LSC)

KRISTA GERLICH	
11/16 Sonoma State (L) 50 56	
11/17 at Chico State (L) 58 69	
11/23 N.M. Highlands (W) 89 24	
11/24 Harding (W) 83 67	
11/29 ^A&M-Commerce (W) 61 45	
12/06 ^at Cent. Oklahoma (W) 73 60	
12/08 at NE Okla State (WOT) 66 60	
12/28 vs.St. Thomas Aquinas (W) 79 40	
12/29 vs. Drury (L) 72 79	
01/3 ^SE Okla. State (W) 66 48	
01/5 ^East Central (W) 65 43	
01/10 ^at Cameron (W) 67 47	
01/12 ^at SW Oklahoma (W) 68 61	
01/16 ^Angelo State (W) 74 53	
01/19 ^at Eastern N.M. (W) 85 60	
01/23 ^Midwestern State (W) 72 51	
01/26 ^at Tarleton State (W) 75 72	
01/30 ^at A&M-Kingsville (W) 88 71	
02/02 ^Texas Woman's (W) 74 56	
02/07 ^at Abilene Christian (LOT) 66 71	
02/13 ^at Midwestern State (W) 89 51	
02/19 ^at Angelo State (W) 66 42	
02/16 ^Eastern N.M. (W) 78 57	
02/20 ^A&M-Kingsville (W) 81 64	
02/23 ^Tarleton State (W) 64 48	
02/27 ^Abilene Christian (W) 60 58	
03/01 ^at Texas Woman's (W) 66 63	
03/06 ^vs. SE Oklahoma (W) 72 65	
03/08 ^vs. Angelo State (W) 67 55	
03/9** ^vs. Central Oklahoma (W) 85 73	
03/14 ^vs. NW Missouri (LOT) 71 72	

^LSC Crossover games
^LSC South Division games
^LSC Tournament
&NCAA South Central Regional

2008-09 (28-6, 10-2 LSC)

KRISTA GERLICH	
11/16 Huston-Tillotson (W) 96 48	
11/21 UC-Colo. Springs (W) 94 54	
11/22 ^at Adams State (W) 89 65	
11/28 Panhandle State (W) 93 43	
11/29 Drury (W) 80 62	
12/04 ^Cent. Oklahoma^ (W) 86 79	
12/06 ^Northeastern State^ (W) 79 70	
12/13 ^at East Central^ (L) 67 50	
12/15 ^at SE Oklahoma^ (W) 65 69	
12/28 @ Mesa State (W) 93 50	
12/29 ^SW Okla. State (W) 75 45	
1/3 vs. Fort Lewis (L) 64 66	
1/5 ^Cameron (W) 86 58	
1/8 ^at Texas Woman's (L) 88 93	
1/10 ^at A&M-Commerce (W) 83 75	
1/17 ^Abilene Christian (W) 91 65	
1/21 ^Midwestern State (W) 69 56	

1/24 ^@ Tarleton (W) 70 63
1/28 ^Angelo State (W) 72 45
1/31 ^@ A&M-Kingsville (W) 64 61
2/4 ^Eastern N.M. (W) 87 49
2/07 ^@ Eastern N.M. (W) 87 47
2/10 ^@Midwestern State (W) 72 36
2/14 ^Tarleton (W) 69 50
2/18 ^@ Angelo State (W) 61 49
2/21 ^A&M-Kingsville (L) 66 70
2/28 ^at Abilene Christian (L) 55 64
3/04 ^NE Okla. State (W) 66 61
3/06 ^SE Oklahoma (W) 93 63
3/7 ^Cent. Oklahoma (W) 66 59
3/13 ^Abilene Christian (W) 78 53
3/14 ^Emporia State (W) 86 83
3/16 ^Cent. Oklahoma (W) 65 52
3/24 ^Delta State (L) 47 55

^LSC Crossover games
^LSC South Division games
^LSC Tournament
^NCAA South Central Regional
&NCAA Elite Eight

2009-10 (30-4, 10-2 LSC)

KRISTA GERLICH	
11/15 Incarnate Word (W) 59 50	
11/20 vs. Metro State (W) 57 44	
11/21 at CSU-Pueblo (WOT) 74 70	
11/27 St. Mary's (W) 70 49	
11/28 UT-Permian Basin (W) 73 62	
12/3 ^East Central (W) 86 45	
12/5 ^SE Okla. State (L) 71 78	
12/12 ^at SW Okla. State (W) 83 65	
12/14 ^at Cameron (W) 68 48	
12/19 ^Texas Woman's (W) 74 47	
12/21 ^A&M-Commerce (W) 92 63	
12/28 at Hawaii-Pacific (W) 92 79	
12/30 at BYU-Hawaii (W) 73 57	
12/31 at Chaminade (W) 88 46	
1/03 Fort Lewis (W) 73 64	
1/07 at Northeastern State (W) 62 55	
1/09 at Central Oklahoma (W) 78 67	
1/13 A&M-KINGSVILLE (W) 88 72	
1/16 ^at Abilene Christian (L) 67 69	
1/20 ^at Midwestern State (W) 82 62	
1/23 ^Tarleton (W) 74 69	
1/27 ^at Angelo State (W) 63 53	
2/03 ^at Eastern N.M. (W) 75 57	
2/06 ^Eastern N. M. (W) 84 45	
2/10 ^Midwestern State (W) 88 54	
2/13 ^at Tarleton (W) 82 78	
2/17 ^Angelo State (W) 64 53	
2/24 ^at A&M-Kingsville (W) 81 59	
2/27 ^Abilene Christian (L) 72 78	
3/04 ^vs. SE Okla. State (W) 75 62	
3/06 ^vs. Cent. Oklahoma (W) 83 70	
3/07 ^vs. NE Okla. State (W) 66 59	
3/12 ^St. Mary's (W) 78 50	
3/13 ^Emporia State (L) 69 76	

^LSC Crossover games
^LSC South Division Game
^LSC Championship (Bartlesville, Okla.)
%NCAA South Central Regional (Canyon, Texas)

2010-11 (17-11, 10-4 LSC)

KRISTA GERLICH	
11/13 ^at St. Mary's (W) 66 62	
11/14 ^Central Missouri (W) 70 61	
11/20 at Fort Lewis (L) 69 93	
12/2 ^Cameron (W) 0 61	
12/4 ^SW Oklahoma (L) 70 78	
12/9 ^at Texas Woman's (W) 80 45	
12/11 ^at A&M-Commerce (W) 79 71	
12/18 ^Central Oklahoma (W) 91 77	
12/20 ^Northeastern State (L) 62 65	
12/29 at Arkansas Tech (L) 63 75	
1/6 at Delta State (L) 60 67	
1/8 ^at East Central (L) 64 76	
1/12 ^at Incarnate Word (W) 74 67	
1/15 ^Eastern New Mexico (W) 66 51	
1/19 ^Abilene Christian (W) 78 64	
1/22 ^at Angelo State (W) 65 56	
1/26 ^Tarleton State (L) 43 64	
1/29 ^at Midwestern State (L) 57 62	
2/02 ^at A&M-Kingsville (W) 84 44	
2/05 ^A&M-Kingsville (W) 72 51	
2/09 ^at Abilene Christian (L) 66 67	
2/12 ^Angelo State (W) 71 56	
2/16 ^at Tarleton (LOT) 66 75	
2/19 ^Midwestern State (W) 75 59	
2/23 ^Incarnate Word (W) 62 44	
2/26 ^at Eastern N.M. (W) 69 68	
3/02 ^vs. Texas Woman's (L) 56 57	

^St. Mary's Classic
^LSC Games
^LSC Tournament

2011-12 (19-10, 16-4 LSC)

KRISTA GERLICH	
11/12 vs. NW Oklahoma (L) 78 81	
11/19 at UC-Colo. Springs (L) 62 66	
11/25 Metro State (L) 65 66	
11/26 St. Mary's (TX) (W) 50 43	
12/01 ^at Incarnate Word (W) 61 51	
12/03 ^at A&M-Kingsville (W) 90 62	
12/10 ^Texas Woman's (W) 70 61	
12/13 ^at Abilene Christian (W) 80 61	
12/17 ^Angelo State (W) 57 53	
12/29 ^SW Okla. State (W) 68 61	
12/30 ^Shaw University (L) 63 69	
1/04 ^A&M-Commerce (W) 110 37	
1/07 ^at Tarleton (L) 62 69	
1/11 ^at Midwestern State (L) 76 88	
1/14 ^Cameron (L) 56 60	
1/18 ^Eastern N.M. (W) 77 45	
1/21 ^at Eastern N.M. (L) 68 71	
1/26 ^Incarnate Word (W) 67 60	
1/28 ^A&M-Kingsville (W) 69 37	
2/04 ^at Texas Woman's (W) 66 55	
2/08 ^Abilene Christian (W) 89 59	
2/11 ^at Angelo State (W) 54 53	
2/15 ^at A&M-Commerce (W) 78 61	
2/18 ^Tarleton (W) 58 52	
2/22 ^Midwestern State (W) 71 69	
2/25 ^at Cameron (W) 68 65	
3/01 ^vs. Texas Woman's (W) 72 60	
3/03 ^vs. Incarnate Word (L) 71 73	
3/09 ^vs. ^at Washburn (L) 36 68	

^LSC Game
^WT Gold Cars Holiday Classic
^LSC Championship (Allen, TX)
%NCAA South Central Regional

2012-13 (20-12, 14-6 LSC)

KRISTA GERLICH	
11/09 vs. Ashland Univ. (L) 48 70	
11/10 vs. Simon Fraser (L) 59 74	
11/11 vs. Gannon Univ. (L) 44 55	
11/20 UC-Colo. Springs (W) 78 54	
11/23 ^McMurry (W) 82 23	
11/24 ^SW Okla. State (L) 51 79	
11/28 ^Abilene Christian (L) 76 81	
12/01 ^at Angelo State (L) 71 77	
12/05 ^at Midwestern State (L) 55 74	
12/08 ^Cameron (W) 70 45	
12/18 ^Emporia State (L) 65 69	
12/17 #Arkansas-Fort Smith(W) 73 57	
12/29 Okla. Panhandle (W) 76 63	
1/03 ^Texas Woman's (W) 65 51	
1/10 ^at Incarnate Word (L) 50 51	
1/12 ^A&M-Kingsville (W) 72 48	
1/16 ^A&M-Commerce (W) 72 51	
1/19 ^at Tarleton (W) 70 60	
1/23 ^at Eastern N.M. (W) 62 51	
1/26 ^Eastern N. M. (W) 70 43	
1/29 ^at Abilene Christian (L) 60 69	
2/02 ^Angelo State (W) 54 48	
2/06 ^Midwestern State (L) 55 58	
2/09 ^at Cameron (W) 55 53	
2/13 ^at Texas Woman's (W) 60 57	
2/21 ^Incarnate Word (W) 70 51	
2/23 ^A&M-Kingsville (W) 79 67	
2/27 ^A&M-Commerce (W) 73 64	
3/02 ^Tarleton (W) 67 62	
3/07 ^vs. Angelo State (W) 61 36	
3/08 **vs. A&M-Commerce (W) 87 67	
3/09 **vs. Midwestern State(L) 83 85	

^LSC Game
#PAK-A-SAK Lady Buffs Thanksgiving Classic
Lady Buff's Christmas Classic
^LSC Championship (Allen, TX)

2013-14 (32-3, 15-1 LSC)

MARK KELLOGG	
11/8 #vs. Northeastern St. (W) 65 55	
11/9 #at UA-Fort Smith (W) 85 70	
11/19 at Okla. Panhandle (W) 101 39	
11/24 Adams State (W) 76 53	
11/29 ^Incarnate Word (W) 71 51	
11/30 ^CSU-Pueblo (W) 88 57	
12/7 Northern N.M. (W) 99 52	
12/15 at Emporia State (L) 64 78	
12/19 #vs. Simon Fraser (W) 77 73	
12/21 at Seattle Pacific (W) 74 65	
1/8 ^Midwestern State (W) 71 54	
1/11 ^at Cameron (W) 73 66	
1/15 ^at Angelo State (W) 81 42	
1/18 ^A&M-Kingsville (W) 82 47	
1/22 ^Tarleton State (W) 82 60	
1/25 ^at A&M-Commerce (W) 99 66	
1/26 ^at Texas Woman's (W) 81 65	
2/1 ^Eastern New Mexico (W) 82 54	
2/5 ^Angelo State (W) 95 56	

2/8 ^at A&M-Kingsville (W) 81 70
2/12 ^at Midwestern State (W) 87 77
2/15 ^Cameron (W) 83 57
2/19 ^at Tarleton State (L) 69 71
2/22 ^A&M-Commerce (W) 95 51
2/23 ^Texas Woman's (W) 96 66
3/1 ^at Eastern N.M. (W) 86 58
3/6 ^Cameron (W) 64 53
3/7 **Midwestern State (W) 86 85
3/8 **Tarleton State (W) 76 67
3/14 \$St. Edward's (W) 90 72
3/15 \$St. Mary's (W) 79 66
3/17 \$Colorado Mesa (W) 59 56
3/25 lvs. Limestone 81 44
3/26 lvs. Nova S'eastern (W) 80 66
3/27 ! vs. Bentley (L) 65 73

2014-15 (30-3, 15-1 LSC)

MARK KELLOGG	
11/14 UT-Permian Basin (L) 73 77	
11/19 at N.M. Highlands (W) 84 73	
11/22 at Adams State (W) 75 46	
11/28 Truman State (W) 63 49	
11/29 Harding (W) 67 65	
12/3 Oklahoma Panhandle (W) 108 59	
12/16 Oklahoma Christian (W) 83 70	
12/14 Texas A&M-Int'l (W) 84 63	
12/18 vs. W. Wash.^ (WOT) 64 63	
12/19 vs. Northwest Naz.^ (W) 76 69	
1/7 ^at Midwestern State (L) 64 77	
1/10 ^Cameron (W) 87 69	
1/14 ^Angelo State (W) 80 49	
1/17 ^at A&M-Kingsville (W) 72 55	
1/21 ^at Tarleton State (WOT) 87 86	
1/24 ^A&M-Commerce (W) 100 73	
1/25 ^Texas Woman's (W) 80 65	
1/31 ^at Eastern N.M. (W) 102 51	
2/4 ^at Angelo State (W) 67 50	
2/7 ^Texas A&M-Kingsville (W) 81 57	
2/11 ^Midwestern State (W) 59 55	
2/14 ^at Cameron (W) 81 67	
2/18 ^Tarleton State (W) 76 63	
2/21 ^at A&M-Commerce (W) 88 73	
2/22 ^at Texas Woman's (W) 70 56	
2/28 ^Eastern New Mexico (W) 99 67	
3/4 vs. Angelo State** (W) 87 46	
3/6 vs. Texas Woman's** (W) 82 74	
3/7 vs. Midwestern State** (W) 73 70	
3/13 vs. Cameron** (W) 80 61	
3/14 vs. UA-Fort Smith** (W) 70 57	
3/16 vs. UC-Colo. Springs** (W) 96 69	
3/24 vs. Emporia State(L) 50 62	

^LSC Game
^ South Point Classic (Las Vegas, Nev.)
^LSC Tournament (Allen, Texas)
% NCAA South Central Regional (Canyon)
! NCAA Elite Eight

2015-16 (28-5, 13-3 LSC)

KRISTEN MATTIO	
11/13 at Colorado Mines (W) 65 42	
11/14 vs. Colorado Mesa (W) 56 48	
11/18 at St. Edward's (W) 66 52	
11/21 N.M. Highlands (W) 67 55	
11/28 A&M-International (W) 90 57	
12/2 at Okla. Panhandle (W) 74 49	
12/5 at Okla. Christian (W) 76 70	
12/12 UT-Permian Basin (W) 78 48	
12/15 vs. P.R.-Mayaguez (W) 63 49	
12/16 vs. P.R.-Rio Piedras (W) 67 35	
12/31 ^Cameron (W) 69 58	
1/2 Univ. of Southwest (W) 101 46	
1/6 ^Midwestern State (W) 85 68	
1/9 ^at Texas Woman's (W) 59 41	
1/10 ^at Cameron (W) 76 52	
1/13 ^at Angelo State (L) 64 69	
1/16 ^A&M-Kingsville (W) 85 49	
1/20 ^at A&M-Commerce (W) 69 67	
1/23 ^Tarleton State (WOT) 78 73	
1/30 ^Eastern N.M. (W) 67 45	
2/3 ^Angelo State (L3OT) 111 112	
2/6 ^at A&M-Kingsville (W) 62 41	
2/10^ ^at Midwestern State (W) 74 48	
2/13 ^Texas Woman's (W) 73 69	
2/17 ^A&M-Commerce (W) 63 58	
2/20 ^at Tarleton State (L) 52 53	
2/27 ^at Eastern N.M. (W) 64 58	
3/2 **Midwestern State (W) 63 44	
3/4 **Tarleton State (W) 52 43	
3/5 **Angelo State (L2OT) 65 68	
3/10 ^UC-Colo. Springs (W) 70 43	

3/11 \$ Black Hills State (W) 63 48
3/13 \$ Lubbock Christian (L) 68 88

^LSC Game
** LSC Tournament (Allen)
% NCAA S.C. Regional (Lubbock)

2016-17 (26-9, 15-5 LSC)

KRISTEN MATTIO	
11/4 ^ University of Mary (W) 51 42	
11/5 ^ Cal Baptist (L) 66 76	
11/6 ^ Augustana (W) 65 57	
11/18 St. Edward's (W) 61 36	
11/25 Tuskegee (W) 74 64	
11/26 Colorado Christian (W) 80 48	
12/1 ^Western N.M. (W) 100 52	
12/3 ^ Eastern N.M. (L) 67 72	
12/6 ^UT Permian Basin (W) 78 50	
12/8 ^at Texas Woman's (L) 59 62	
12/16 % at Fl. Southern (WOT) 73 63	
12/17 % Eckerd (L) 63 73	
12/30 Univ. of Southwest (W) 97 33	
1/5 ^at Midwestern State (W) 79 53	
1/7 ^at Cameron (W) 77 64	
1/12 ^Angelo State (W) 68 61	
1/14 ^A&M-Kingsville (W) 73 50	
1/19 ^at Tarleton State (L) 57 64	
1/21 ^at A&M-Commerce (L) 60 78	
1/26 ^at Eastern N.M. (W) 62 52	
1/28 ^at Western N.M. (W) 72 52	
1/31^ at UT Permian Basin (W) 69 55	
2/4 ^Texas Woman's (W) 80 55	
2/9 ^Cameron (W) 86 69	
2/11 ^Midwestern State (W) 85 54	
2/16 ^at A&M-Kingsville (W) 70 49	
2/18 ^at Angelo State (L) 66 68	
2/23 ^A&M-Commerce (W) 79 51	
2/25 ^Tarleton State (W) 73 69	
3/3 ** Texas Woman's (W) 61 53	
3/4 ** Angelo State (L) 68 70	
3/10 ^Angelo State (W) 75 67	
3/11 \$ at CSU-Pueblo (WOT) 70 67	
3/13 \$ Angelo State (W) 86 64	
3/21 ! Ashland (L) 67 82	

^LSC Game
^ D2CCA Tipoff Classic (Orange, CA)
% Florida Southern Classic (Lakeland, FL)
** LSC Tournament (Allen)
% NCAA S.C. Regional (Pueblo, CO)
! NCAA Elite Eight (Columbus, OH)

2017-18 (29-5, 16-4 LSC)

KRISTEN MATTIO	
11/10 at UC-Colo Springs (W) 61 34	
11/11 at Regis (W) 58 53	
11/16 Science & Arts (W) 60 49	
11/24 A&M International (W) 89 63	
11/25 CSU-Pueblo (W) 65 49	
11/30 ^at Western N.M. (W) 57 43	
12/2 ^at Eastern N.M. (W) 61 44	
12/5^ at UT Permian Basin (W) 75 48	

ALL-TIME RESULTS VS. OPPONENTS

Opponent	W	L	Opponent	W	L	Opponent	W	L
Abilene Christian	46	22	Grand Valley State	1	1	Puerto Rico - Mayaguez	1	0
Adams State	5	0	Hampton Institute	0	1	Puerto Rico - Rio Piedras	1	0
Air Force	1	1	Hardin Simmons	10	2	Regis	3	0
Alabama - Huntsville	1	0	Harding	4	0	Rockhurst	1	0
Alaska - Anchorage	1	0	Hawaii- Pacific	1	0	Rollins	1	0
Alaska - Fairbanks	1	0	Henderson State	5	1	Saginaw Valley State	1	0
American - Puerto Rico	1	0	Howard Payne	3	0	Sam Houston State	1	0
Angelo State	50	19	Huston - Tilloston	1	0	San Diego	0	1
Arkansas - Fort Smith	4	0	Illinois - Chicago	1	0	San Diego State	0	1
Arkansas Tech	1	1	Incarnate Word	7	2	San Francisco State	2	0
Ashland	0	2	IUPU - Fort Wayne	1	0	Santa Fe	2	0
Assumption	1	0	IUPU - Indianapolis	1	0	Science & Arts (OK)	1	0
Augustana (S.D.)	2	0	Johnson C. Smith	2	0	Seattle Pacific	1	0
Baylor	1	0	Keene State	1	0	Shaw University	0	1
Bellarmino	1	0	Lake Superior State	1	0	Simon Fraser	2	1
Belmont Abbey	1	0	Lamar	0	1	SMU	0	3
Bentley	0	1	Langston	2	0	Sonoma State	0	1
Bethany Nazarene	1	0	Limestone	1	0	South Dakota	1	0
Black Hills State	1	0	Lincoln College	1	0	Southeast Missouri State	2	1
BYU-Hawaii	1	0	Lubbock Christian	1	2	Southeastern Oklahoma State	14	7
Cal Baptist	0	1	Mary Hardin - Baylor	1	0	Southern Illinois - Edwardsville	3	0
Cal Davis	2	1	Marymount	1	0	Southern Indiana	1	0
Cal Poly SLO	1	1	McMurry	1	0	Southern Nazarene	1	0
Cal Poly Pomona	1	2	McPherson	1	0	Southwest Baptist	2	1
Cal State - Riverside	2	0	Metro State	9	3	Southwestern Oklahoma State	15	3
Cal State - Dominguez Hills	1	0	Millersville	2	0	Southwest Missouri State	1	0
Cal State - Fullerton	0	2	Minnesota - Morris	1	0	St. Edward's	6	0
Cal State - Hayward	2	0	Minnesota State Mankato	0	1	St. Mary's (TX)	7	0
Cal State - Los Angeles	4	1	Missouri - Rolla	1	0	St. Mary's of Plains	1	0
Cal State - Northridge	1	1	Missouri Southern	1	0	St. Thomas	1	0
Cal State - Sacramento	1	0	Missouri Western	1	1	St. Thomas Aquinas	1	0
Cal State - San Bernardino	2	0	Montana State	1	1	Stonehill College	0	2
Cal State - Stanislaus	2	0	Montana State - Billings	1	0	Tarleton	38	11
Cameron	44	3	Montana State - Northern	0	1	TCU	2	0
Central Missouri	4	2	MSU Texas	50	14	Tennessee Tech	1	0
Central Oklahoma	32	5	National Christian	1	0	Texas A&M - Commerce	55	7
Chadron State	4	0	Nebraska - Kearney	2	0	Texas A&M International	3	0
Chaminade	1	0	Nebraska - Omaha	2	0	Texas A&M - Kingsville	60	8
Chapman	4	0	Nevada - Las Vegas	0	1	Texas	0	1
Chico State	0	1	New Mexico	2	3	Texas Tech	0	7
Colorado	1	0	New Mexico Highlands	9	0	Texas Wesleyan	1	0
Colorado Christian	2	0	New Mexico State	3	4	Texas Woman's	56	6
Colorado Mesa	5	0	North Carolina - Greensboro	1	0	Truman State	1	0
Colorado - Colorado Springs	8	2	North Dakota	1	2	Tulsa	1	1
Colorado School of Mines	1	0	North Texas	6	0	Tuskegee	1	0
Colorado State - Pueblo	5	1	Northeastern State (OK)	12	7	University of Mary	1	0
Cornell	1	0	Northern Arizona	1	0	University of the Southwest	3	0
Creighton	0	1	Northern Colorado	1	0	U.S. International	2	0
Delta State	1	2	Northern Kentucky	1	1	UTEP	7	1
Denver	7	1	Northern New Mexico	1	0	UT Arlington	3	2
Detroit	0	1	Northern State (SD)	1	0	UT Permian Basin	6	1
Drake	0	1	Northwest Missouri State	4	1	UT Rio Grande Valley	2	0
Drury	1	2	Northwest Nazarene	1	0	UT San Antonio	6	2
Duke	0	1	Northwest Oklahoma State	2	1	Washburn	2	6
East Central	9	4	Northwood	1	0	Washington	0	1
Eastern New Mexico	67	12	Notre Dame (CA)	1	0	Wayland Baptist	9	7
Eckerd	0	1	Nova Southeastern	1	0	Wayne State	1	0
Edinboro	1	0	Oklahoma	0	2	West Georgia	1	0
Emporia State	6	9	Oklahoma Baptist	1	0	Western New Mexico	8	1
Felician	1	0	Oklahoma Christian	2	0	Western Oklahoma	1	0
Florida Atlantic	1	0	Oklahoma City	4	1	Western Washington	2	0
Florida Southern	1	0	Oklahoma State	0	1	Western State	1	0
Florida Tech	1	0	Oklahoma Panhandle State	19	2	Wichita State	0	1
Fort Lewis	4	2	Oral Roberts	4	2	Wheeling Jesuit	1	0
Fort Hays State	1	0	Ouachita Baptist	1	2	Wyoming	1	0
Friends	1	0	Pittsburg State	2	0			
Gannon	0	1	Portland State	1	0			

ALL-TIME VS. LSC OPPONENTS

Angelo State			
LADY BUFFS LEAD 50-19			
1/17/87	L	97-101 (OT)	A
2/19/87	W	82	H
1/16/88	W	86-63	A
2/22/88	W	70-52	H
1/14/89	L	54-60	A
2/18/89	W	76-44	H
1/27/90	W	55-48	A
2/3/90	W	85-48	H
2/9/91	W	97-48	A
2/16/91	W	105-42	H
3/1/91	W	78-45	H
1/31/94	L	73-84	A
2/7/94	L	76-77	H
1/28/95	W	88-83	A
2/6/95	W	72-53	H
12/18/95	W	86-66	A
2/22/96	W	105-51	H
12/16/96	W	92-66	A
2/20/97	W	76-61	H
1/15/98	W	79-67	A
2/19/98	W	80-57	H
1/7/99	W	72-61	H
2/13/99	W	92-52	A
1/8/00	W	93-80	A
2/5/00	W	82-61	H
1/18/01	L	56-65	H
2/17/01	L	82-88	H
1/24/02	W	77-70	H
2/23/02	L	57-75	A
1/23/03	L	47-58	A
2/22/03	W	67-63	H
1/28/04	L	42-79	A
1/29/04	W	57-55	H
3/5/04	L	59-65	H
2/3/05	L	66-81	H
2/10/05	L	43-59	A
1/21/06	W	67-65	H
2/18/06	W	70-61	A
3/4/06	W	83-68	H
1/17/07	W	72-71	A
2/14/07	W	67-54	H
1/16/08	W	74-53	H
2/9/08	W	66-42	A
3/8/08	W	67-55	N
1/28/09	W	72-45	H
2/18/09	W	61-49	A
1/27/10	W	63-53	A
2/17/10	W	64-53	H
1/22/11	W	65-56	A
2/12/11	W	71-56	H
12/17/11	W	57-53	H
2/11/12	W	54-53	A
12/1/12	L	71-77 (2OT)	A
2/2/13	W	54-48	H
3/7/13	W	61-36	N
1/15/14	W	81-42	A
2/5/14	W	95-56	H
1/14/15	W	80-49	H
2/4/15	W	67-50	A
1/13/16	L	64-69	A
2/3/16	L	111-112 (3OT)	H
3/5/16	L	65-68 (2OT)	N
1/12/17	W	68-61	H
2/18/17	L	66-68	A
3/4/17	L	68-70	N
3/13/17 (NCAA)	W	86-64	N

1/11/18	L	51-68	A
2/17/18	W	71-62	H
Cameron			
LADY BUFFS LEAD 44-3			
2/2/82	L	54-74	A
2/1/88	W	63-60	A
2/15/88	W	83-37	H
1/30/89	W	82-51	H
2/6/89	W	69-51	A
1/22/90	W	71-60	A
2/19/90	W	90-52	H
2/26/90	W	81-56	H
1/14/91	W	93-48	H
1/28/91	W	77-41	A
1/11/92	W	87-61	A
11/20/92	W	83-71	H
1/4/93	W	92-49	H
1/9/93	W	89-67	A
12/10/94	W	87-64	A
12/17/94	W	78-50	H
11/22/97	W	85-67	A
12/11/97	W	92-56	H
12/17/99	W	89-58	H
11/20/01	L	75-78 (OT)	A
1/18/03	W	69-58	H
1/10/04	W	91-52	A
12/4/04	W	59-47	H
12/1/05	W	96-58	A
2/28/06	W	93-61	H
11/3/06	W	78-58	H
1/10/08	W	67-47	A
1/5/09	W	86-58	H
12/14/09	W	68-48	A
12/2/10	W	70-61	H
1/14/12	L	56-60	H
2/25/12	W	68-65	A
12/08/12	W	70-45	H
2/9/13	W	55-53	A
1/11/14	W	73-66	A
2/15/14	W	83-57	H
3/5/14	W	63-54	N
1/10/15	W	87-69	H
2/14/15	W	81-67	A
3/13/15 (NCAA)	W	80-61	H
12/31/15	W	69-58	H
1/10/16	W	76-52	A
1/7/17	W	77-64	A
2/9/17	W	86-69	H
1/6/18	W	70-49	H
2/8/18	W	70-61	A

Eastern New Mexico			
LADY BUFFS LEAD 67-12			
12/2/80	W	75-68	H
1/10/81	L	62-70	H
11/30/81	W	83-61	H
1/15/82	W	72-70	A
11/30/82	W	79-62	H
1/28/83	W	70-58	A
12/7/83	W	76-60	A
1/24/84	W	96-62	H
12/12/84	W	79-59	A
1/12/85	W	86-54	H
1/14/86	W	74-57	A
1/29/86	W	90-40	H
1/29/87	W	77-51	A
2/12/87	W	73-52	H

2/4/88	W	82-65	H
2/27/88	W	88-63	A
3/1/88	W	70-51	H
2/2/89	W	107-35	H
2/25/89	W	60-44	A
1/3/90	W	74-46	H
2/22/90	W	72-66	A
1/7/91	W	88-53	H
2/21/91	W	73-44	A
3/2/91	W	86-52	H
1/9/92	W	70-63	H
2/20/92	L	74-79	A
1/11/93	W	80-71	H
1/8/94	W	73-48	H
2/26/94	L	62-74	A
3/1/94	L	70-73 (OT)	H
1/9/95	L	70-82	A
1/25/95	W	76-63	H
1/2/96	W	62-53	H
1/27/96	W	66-65	A
1/4/97	W	97-49	H
1/25/97	W	76-61	A
1/3/98	W	74-69	H
1/31/98	L	74-79	A
1/1/99	W	77-61	H
1/2/99	L	58-63	A
1/15/00	W	65-46	A
2/12/00	W	65-58	H
1/23/01	W	68-56	H
2/20/01	W	58-44	H
1/28/02	W	75-58	A
2/18/02	W	68-65	H
2/10/03	W	71-64	H
2/17/03	L	70-73	A
11/28/03	W	75-54	H
12/16/03	L	57-76	H
1/13/04	W	80-73	H
1/10/05	W	61-58	A
1/24/05	W	91-44	H
12/30/05	W	76-44	H
2/6/06	W	82-78	A
11/25/06	W	79-67	H
12/20/06	W	85-65	A
1/16/08	W	78-57	H
1/19/08	W	85-60	A
2/4/09	W	87-49	H
2/7/09	W	87-47	A
2/3/10	W	75-57	A
2/6/10	W	84-45	H
1/15/11	W	66-51	H
2/26/11	W	69-68	A
1/18/12	W	77-45	H
1/21/12	L	68-71	A
1/23/13	W	62-51	A
1/26/13	W	70-43	H
2/1/14	W	82-54	H
3/1/14	W	86-58	A
1/31/15	W	102-51	A
2/28/15	W	99-67	H
1/30/16	W	67-45	H
2/27/16	W	64-58	A
12/3/16	L	67-72	H
1/26/17	W	62-52	A
12/2/17	W	61-44	A
1/25/18	L	71-73 (OT)	H

MSU Texas			
LADY BUFFS LEAD 49-14			
11/17/81	W	66-60	A
1/21/82	W	86-60	H
1/30/82	L	56-60	N
12/3/82	W	81-73	A
1/18/83	W	77-67	H
1/2/84	W	93-79	H
1/10/84	W	123-55	H
1/20/84	W	73-72	A
11/17/84	W	95-54	A
1/19/85	W	103-56	H
12/19/86	W	78-64	A
2/4/87	W	82-55	H
12/17/87	W	71-51	A
1/5/88	W	71-35	H
2/15/92	W	99-95 (OT)	A
1/16/93	L	65-72	H
1/6/96	W	96-58	H
2/3/96	W	91-71	A
1/7/97	W	91-63	H
2/1/97	W	77-69	A
1/8/98	W	93-65	H
2/12/98	L	65-66	A
1/14/99	L	77-87	A
2/20/99	W	95-67	H
1/4/00	W	80-68	H
1/29/00	W	66-63	A
1/8/02	L	63-78	H
2/8/03	L	75-78	A
2/13/03	L	71-78	H
2/7/04	L	66-70 (OT)	A
2/14/04	W	67-57	H
1/20/05	W	90-61	H
2/17/05	W	71-57	A
1/25/06	W	72-46	H
2/22/06	W	73-58	A
1/27/07	W	81-61	A
2/24/07	W	72-55	H
1/23/08	W	72-51	H
2/13/08	W	89-51	A
1/21/09	W	69-56	H
2/10/09	W	72-36	A
1/20/10	W	82-62	A
2/10/10	W	88-54	H
1/29/11	L	57-62	A
2/19/11	W	75-59	H
1/11/12	L	76-88	A
2/22/12	W	71-69	H
12/5/12	L	55-74	A
2/06/13	L	55-58	H
3/09/13	L	83-85 (OT)	N
1/8/14	W	71-54	H
2/12/14	W	87-77 (OT)	A
3/7/14	W	86-85 (OT)	N
1/7/15	L	64-77	A
2/11/15	W	59-55	H
3/7/15	W	73-70	N
1/6/16	W	85-68	H
2/10/16	W	74-48	A
3/2/16	W	63-44	N
1/5/17	W	79-53	A
2/11/17	W	85-54	H
1/4/18	W	64-46	H
2/10/18	W	78-67	A

ALL-TIME VS. LSC OPPONENTS

Tarleton

LADY BUFFS LEAD 38-11

1/22/95	W	89-56	H
2/17/95	W	83-53	A
1/11/96	W	79-70	A
2/10/96	W	104-57	H
1/11/97	W	85-67	A
2/8/97	W	77-68	H
1/10/98	W	87-60	H
2/14/98	W	66-58	A
1/16/99	W	80-69	A
2/18/99	W	67-57	H
1/6/00	W	80-67	H
1/27/00	W	85-82	A
2/5/01	W	102-83 (2OT)	H
2/22/01	W	64-61	H
1/19/02	L	51-57	A
2/14/02	L	61-64	H
12/30/02	W	68-57	A
1/17/04	W	85-58	H
3/1/04	W	83-61	H
12/13/04	L	60-70	H
1/28/06	L	50-55	A
2/25/06	W	90-57	H
1/24/07	W	78-58	H
2/21/07	W	74-53	A
1/26/08	W	75-72	A
2/23/08	W	64-48	H
1/24/09	W	70-63	A
2/14/09	W	69-50	H
1/23/10	W	72-69	H
2/13/10	W	82-78	A
1/26/11	L	43-64	H
2/16/11	L	66-75 (2OT)	A
1/07/12	L	62-69	A
2/18/12	W	58-52	H
1/19/13	W	70-60	A
3/02/13	W	67-62	H
1/22/14	W	82-60	H
2/19/14	L	69-71	A
3/8/14	W	76-67	N
1/21/15	W	87-86 (OT)	A
2/18/15	W	76-63	H
1/23/16	W	78-73 (OT)	H
2/20/16	L	52-53	A
3/4/16	W	52-43	N
1/19/17	L	57-64	A
2/25/17	W	73-69	H
1/18/18	L	64-66	H
2/24/18	W	87-60	A
3/4/18	W	80-66	N

Texas A&M-Commerce
LADY BUFFS LEAD 53-6

1/30/81	W	64-44	N
1/24/87	W	74-65	H
2/16/87	W	92-72	A
1/25/88	W	92-63	H
2/8/88	W	88-62	A
1/21/89	W	94-51	H
2/13/89	W	69-63	A
1/13/90	W	94-76	H
2/10/90	W	73-41	A
1/19/91	W	90-50	A
2/26/91	W	126-38	H
12/21/92	W	88-64	A
1/22/94	W	87-63	H
2/21/94	W	79-46	A

1/16/95	W	99-73	A
2/11/95	W	81-61	H
3/1/95	W	88-61	H
1/13/96	W	113-73	A
2/8/96	W	76-75	H
1/13/97	W	85-71	A
2/6/97	W	88-78	H
1/22/98	W	70-48	A
2/5/98	W	85-53	H
1/21/99	W	66-60	A
2/6/99	W	86-47	H
12/29/99	W	80-49	A
2/26/00	W	96-62	H
2/3/01	L	70-71	H
2/8/01	L	56-57	H
2/2/02	W	80-61	H
2/7/02	L	66-73	A
2/1/03	W	73-64	H
2/27/03	W	87-79	A
1/24/04	W	80-62	A
2/19/04	W	104-55	H
1/22/05	L	69-78	H
2/19/05	W	73-61	A
12/10/05	W	93-75	H
3/3/06	W	64-58	H
12/7/06	W	63-54	A
3/3/07	L	71-81	A
11/29/07	W	61-45	H
1/10/09	W	83-75	A
12/21/09	W	92-63	H
12/11/10	W	79-71	A
1/04/12	W	110-37	H
2/15/12	W	78-61	A
1/16/13	W	72-51	H
2/27/13	W	73-64	A
3/08/13	W	87-76	N
1/25/14	W	99-66	A
2/22/14	W	95-51	H
1/24/15	W	100-73	H
2/21/15	W	88-73	A
1/20/16	W	69-67	A
2/17/16	W	63-58	H
1/21/17	L	60-78	A
2/23/17	W	79-51	H
1/20/18	L	55-59	H
2/22/18	W	69-43	A
3/3/18	W	68-55	N

Texas A&M-Kingsville
LADY BUFFS LEAD 60-8

2/6/86	W	70-50	H
1/26/87	W	90-53	H
2/14/87	W	77-49	A
2/24/87	W	92-49	H
1/23/88	W	94-69	H
2/6/88	W	92-61	A
1/23/89	W	99-53	H
2/11/89	W	71-57	A
1/15/90	W	73-40	H
2/12/90	W	77-59	A
1/21/91	W	78-60	A
2/02/91	W	104-35	H
11/21/92	W	62-55	H
12/4/93	W	58-55	H
1/24/94	W	79-49	H
2/19/94	W	78-71	A
1/14/95	W	71-68	A
2/13/95	W	83-75	H

1/20/96	W	85-74	H
2/15/96	W	77-63	A
3/1/96	W	71-61	H
1/18/97	W	79-70	H
2/13/97	W	59-56	A
2/27/97	W	72-57	H
1/24/98	W	95-68	A
2/7/98	W	92-62	H
1/23/99	W	78-69	A
2/4/99	W	71-62	H
1/20/00	L	67-73	H
2/19/00	L	74-79	A
3/4/00	L	67-82	A
12/2/00	L	71-74	H
2/1/01	W	64-58	H
2/10/01	L	56-69	H
1/31/02	W	50-44	H
2/9/02	L	49-66	A
1/30/03	W	93-59	H
3/1/03	L	58-78	A
1/22/04	W	60-58	A
2/21/04	W	95-49	H
1/27/05	W	94-55	A
2/24/05	W	63-39	H
1/11/06	W	80-62	A
2/4/06	W	110-77	H
1/1/07	W	80-55	A
2/8/07	W	78-51	H
1/30/08	W	88-71	A
2/20/08	W	81-64	H
1/31/09	W	64-61	A
2/21/09	L	66-70	H
1/13/10	W	88-72	H
2/24/10	W	81-59	A
2/2/11	W	84-44	A
2/5/11	W	72-51	H
12/3/11	W	90-62	A
1/28/12	W	69-37	H
1/12/13	W	72-48	A
2/23/13	W	79-67	H
1/18/14	W	84-47	H
2/8/14	W	81-70	A
1/17/15	W	72-55	A
2/7/15	W	81-57	H
1/16/16	W	85-49	H
2/6/16	W	62-41	A
1/14/17	W	73-50	H
2/16/17	W	70-49	A
1/13/18	W	79-40	A
2/15/18	W	74-58	H

UT Permian Basin
LADY BUFFS LEAD 6-1

11/28/09	W	73-62	H
11/14/14	L	73-77	H
12/12/15	W	78-48	H
12/6/16	W	78-50	H
1/31/17	W	69-55	A
12/5/17	W	75-48	A
1/30/18	W	72-36	H

Texas Woman's
LADY BUFFS LEAD 56-6

1/14/81	L	53-67	H
1/23/81	L	53-67	A
1/12/87	W	101-38	H
2/9/88	W	75-48	A
1/16/90	W	87-45	H

2/9/90	W	60-55	A
3/3/90	W	78-50	H
1/18/91	W	92-60	A
2/5/91	W	83-41	H
2/28/92	W	98-36	H
12/19/92	W	72-43	A
1/15/94	W	66-52	A
2/12/94	W	90-64	H
1/23/95	W	113-88	H
2/18/95	W	100-77	A
1/18/96	W	97-64	H
2/17/96	W	86-55	A
1/16/97	W	111-50	H
2/15/97	W	77-42	A
1/11/98	W	109-78	H
2/16/98	W	79-68	A
1/18/99	W	80-62	A
2/21/99	W	83-61	H
12/30/99	L	59-63	A
2/24/00	W	77-49	H
1/25/01	W	100-46	H
2/24/01	W	86-81	H
1/17/02	W	51-49	A
2/16/02	W	64-54	H
2/6/03	W	72-68	A
2/15/03	W	87-68	H
2/5/04	W	73-41	A
2/12/04	W	108-44	H
1/29/05	W	98-64	A
2/27/05	W	97-63	H
2/5/06	W	87-63	H
2/9/06	W	73-59	A
2/3/07	W	62-51	A
2/10/07	W	89-72	H
2/2/08	W	74-56	H
3/1/08	W	66-63	A
1/8/09	L	88-93	A
12/19/09	W	74-47	H
12/9/10	W	80-45	A
3/2/11	L	56-57	N
12/10/11	W	70-61	H
2/4/12	W	65-55	A
3/1/12	W	72-60	N
1/3/13	W	65-51	H
2/13/13	W	60-57	A
1/26/14	W	81-65	A
2/23/14	W	96-66	H
1/25/15	W	80-65	H
2/22/15	W	70-56	A
1/9/16	W	59-41	A
2/13/16	W	73-69	H
12/8/16	L	59-62	A
2/4/17	W	80-55	H
3/3/17	W	61-53	N
12/7/17	W	81-61	H
2/3/18	W	74-38	A

Western New Mexico
LADY BUFFS LEAD 8-1

1/3/91	W	99-43	H
1/18/93	L	74-83	A
2/11/93	W	59-56	H
12/18/93	W	84-53	H
1/10/94	W	87-77	A
12/1/16	W	100-52	H
1/28/17	W	72-52	A
11/30/17	W	57-43	A
1/27/18	W	58-46	H

POSTSEASON HISTORY

1981-82		
17-12 • MISSOURI VALLEY CONFERENCE TOURNAMENT		
W North Texas State	84-76	Plainview, Texas (AIAW)
L Texas	50-87	Plainview, Texas (AIAW)
L SMU	59-75	Plainview, Texas (AIAW)
L Wichita State	45-77	Wichita, Kansas (MVC)
1984-85		
26-6 • NATIONAL INVITATIONAL TOURNAMENT		
W UT-San Antonio	76-64	Ablene, Texas (OCAC)
L Drake	90-96	Amarillo, Texas (WNIT)
W Montana	71-66	Amarillo, Texas (WNIT)
L Cal State-Fullerton	64-71	Amarillo, Texas (WNIT)
1985-86		
26-5 • NATIONAL INVITATIONAL TOURNAMENT		
L Duke	67-68	Amarillo, Texas (WNIT)
W Tennessee Tech	78-65	Amarillo, Texas (WNIT)
W U.S. International	87-71	Amarillo, Texas (WNIT)
1986-87		
27-4 • NCAA DII REGIONAL FINALISTS		
W Texas A&M-Kingsville	92-49	Canyon, Texas (LSC)
W Abilene Christian	98-60	Canyon, Texas (LSC)
W Central Missouri	67-57	Amarillo, Texas (WNIT)
L Northern Kentucky	55-64	Amarillo, Texas (WNIT)
1987-88		
33-1 • NCAA DII NATIONAL RUNNER-UP		
W Eastern New Mexico	70-51	Canyon, Texas (LSC)
W Abilene Christian	82-53	Canyon, Texas (LSC)
W Southeast Missouri State	64-61	Amarillo, Texas (WNIT)
W Central Missouri	64-46	Amarillo, Texas (WNIT)
W Cal Poly-Pomona	73-56	Fargo, North Dakota (NCAA)
W Delta State	77-56	Fargo, North Dakota (NCAA)
L Hampton Institute	48-65	Fargo, North Dakota (NCAA)
1988-89		
26-3 • NCAA DII REGIONAL FINALISTS		
W Abilene Christian	72-68	Canyon, Texas (LSC)
W Southeast Missouri State	83-70 OT	Warrensburg, Missouri (NCAA)
L Central Missouri	62-63	Warrensburg, Missouri (NCAA)
1989-90		
30-2 • NCAA DII REGIONAL FINALISTS		
W Cameron	81-56	Canyon, Texas (LSC)
W Abilene Christian	85-49	Canyon, Texas (LSC)
W Texas Woman's	78-50	Canyon, Texas (LSC)
W Northwest Missouri State	62-48	Warrensburg, Missouri (NCAA)
L Central Missouri	63-67	Warrensburg, Missouri (NCAA)
1990-91		
30-2 • NCAA DII REGIONAL FINALISTS		
W Texas A&M-Commerce	123-38	Canyon, Texas (LSC)
W Angelo State	75-45	Canyon, Texas (LSC)
W Eastern New Mexico	86-52	Canyon, Texas (LSC)
W Washburn	75-51	Cape Girardeau, Missouri (NCAA)
L Southeast Missouri State	70-71	Cape Girardeau, Missouri (NCAA)
1991-92		
24-6 • NCAA DII REGIONAL FINALISTS		
W Pittsburg State	76-69	Pittsburg, Kansas (NCAA)
L Washburn	54-56	Pittsburg, Kansas (NCAA)
1993-94		
19-8 • LONE STAR CONFERENCE TOURNAMENT		
L Eastern New Mexico	70-73 OT	Canyon, Texas (LSC)
1994-95		
25-5 • NCAA DII REGIONAL SEMIFINALIST		
W Texas A&M-Commerce	88-61	Canyon, Texas (LSC)
W Abilene Christian	74-68	Canyon, Texas (LSC)
W Chadron State	86-75	Canyon, Texas (NCAA)
L Washburn	60-69	St. Joseph, Missouri (NCAA)
1995-96		
28-3 • NCAA DII REGIONAL FINALISTS		
W Texas A&M-Kingsville	71-61	Canyon, Texas (LSC)
L Abilene Christian	60-82	Canyon, Texas (LSC)
W Southwest Baptist	64-62	Ablene, Texas (NCAA)
W Missouri Southern	71-59	Ablene, Texas (NCAA)
L Abilene Christian	39-66	Ablene, Texas (NCAA)
1996-97		
29-2 • NCAA DII NATIONAL QUARTERFINALISTS		
W Texas A&M-Kingsville	72-57	Canyon, Texas (LSC)
W Abilene Christian	59-56	Canyon, Texas (LSC)
W Emporia State	77-76 OT	St. Joseph, Missouri (NCAA)
W Missouri Western	92-73	St. Joseph, Missouri (NCAA)
L California-Davis	70-73	Grand Forks, North Dakota (NCAA)
1997-98		
20-8 • LONE STAR CONFERENCE TOURNAMENT		
L Ouachita Baptist	58-71	Canyon, Texas (LSC)
1998-99		
22-11 • NCAA DII REGIONAL SEMIFINALISTS		
W Southwestern Oklahoma State	59-46	Canyon, Texas (LSC)
W Southeastern Oklahoma State	73-54	Canyon, Texas (LSC)
L Abilene Christian	57-70	Canyon, Texas (LSC)
W Southwest Baptist	65-65	Emporia, Kansas (NCAA)
L Emporia State	61-99	Emporia, Kansas (NCAA)
1999-00		
23-7 • NCAA DII REGIONAL QUARTERFINALISTS		
W East Central	75-53	Kingsville, Texas (LSC)
W Southwestern Oklahoma State	58-54	Kingsville, Texas (LSC)
L Texas A&M-Kingsville	67-82	Kingsville, Texas (LSC)
L Southwest Baptist	56-68	Emporia, Kansas (NCAA)
2000-01		
18-9 • LONE STAR CONFERENCE TOURNAMENT		
L Southeastern Oklahoma State	72-100	Durant, Oklahoma (LSC)
2001-02		
15-12 • LONE STAR CONFERENCE TOURNAMENT		
L Southeastern Oklahoma State	70-86 OT	Durant, Oklahoma (LSC)
2002-03		
20-10 • LONE STAR CONFERENCE TOURNAMENT		
W Central Oklahoma	78-64	Tahlequah, Oklahoma (LSC)
W Southwestern Oklahoma State	89-71	Tahlequah, Oklahoma (LSC)
L Northeastern State	58-82	Tahlequah, Oklahoma (LSC)

2003-04		
25-6 • NCAA DII REGIONAL SEMIFINALISTS		
W Tarleton State	83-61	Canyon, Texas (LSC)
L Angelo State	59-65	Canyon, Texas (LSC)
W Emporia State	60-55	Springfield, Missouri (NCAA)
L Northeastern State	71-79 OT	Springfield, Missouri (NCAA)
2004-05		
21-9 • NCAA DII REGIONAL QUARTERFINALIST		
W Southwestern Oklahoma State	85-54	Tahlequah, Oklahoma (LSC)
L Northeastern State	53-62	Tahlequah, Oklahoma (LSC)
L Washburn	62-75	Springfield, Missouri (NCAA)
2005-06		
28-4 • NCAA DII REGIONAL SEMIFINALISTS		
W Cameron	93-61	Canyon, Texas (LSC)
W Texas A&M-Commerce	64-58	Canyon, Texas (LSC)
W Angelo State	83-68	Canyon, Texas (LSC)
W Northeastern State	78-64	Topeka, Kansas (NCAA)
L Emporia State	82-88	Topeka, Kansas (NCAA)
2006-07		
28-5 • NCAA DII REGIONAL SEMIFINALISTS		
W East Central	78-57	Commerce, Texas (LSC)
L Texas A&M-Commerce	71-71	Commerce, Texas (LSC)
W Northwest Missouri State	87-72	St. Joseph, Missouri (NCAA)
L Washburn	39-54	St. Joseph, Missouri (NCAA)
2007-08		
26-5 • NCAA DII REGIONAL QUARTERFINALISTS		
W Southeastern Oklahoma State	72-65	Bartlesville, Oklahoma (LSC)
W Angelo State	67-55	Bartlesville, Oklahoma (LSC)
W Central Oklahoma	85-73	Bartlesville, Oklahoma (LSC)
L Northwest Missouri State	71-72 OT	Canyon, Texas (NCAA)
2008-09		
28-6 • NCAA DII NATIONAL QUARTERFINALISTS		
W Northeastern State	66-61	Bartlesville, Oklahoma (LSC)
W Southwestern Oklahoma State	93-63	Bartlesville, Oklahoma (LSC)
W Central Oklahoma	66-59	Bartlesville, Oklahoma (LSC)
W Abilene Christian	78-53	Canyon, Texas (NCAA)
W Emporia State	86-83	Canyon, Texas (NCAA)
W Central Oklahoma	65-52	Canyon, Texas (NCAA)
L Delta State	47-55	San Antonio, Texas (NCAA)
2009-10		
30-4 • NCAA DII REGIONAL SEMIFINALISTS		
W Southeastern Oklahoma State	75-62	Bartlesville, Oklahoma (LSC)
W Central Oklahoma	83-70	Bartlesville, Oklahoma (LSC)
W Northeastern State	66-59	Bartlesville, Oklahoma (LSC)
W St. Mary's	78-50	Canyon, Texas (NCAA)
L Emporia State	69-76	Canyon, Texas (NCAA)
2010-11		
17-11 • LONE STAR CONFERENCE TOURNAMENT		
L Texas Woman's	56-57	Bartlesville, Oklahoma (LSC)
2011-12		
19-10 • NCAA DII REGIONAL QUARTERFINALISTS		
W Texas Woman's	72-60	Allen, Texas (LSC)
L Incarnate Word	71-73	Allen, Texas (LSC)
L Washburn	36-68	Topeka, Kansas (NCAA)
2012-13		
20-12 • LONE STAR CONFERENCE TOURNAMENT		
W Texas A&M-Commerce	87-67	Allen, Texas (LSC)
L Midwestern State	83-85	Allen, Texas (LSC)
2013-14		
32-3 • NCAA DII NATIONAL RUNNER-UP		
W Cameron	64-53	Allen, Texas (LSC)
W Midwestern State	86-85	Allen, Texas (LSC)
W Tarleton State	76-67	Allen, Texas (LSC)
W St. Edward's	90-72	Canyon, Texas (NCAA)
W St. Mary's	79-66	Canyon, Texas (NCAA)
W Colorado Mesa	59-56	Canyon, Texas (NCAA)
W Limestone	81-44	Erie, Pennsylvania (NCAA)
W Nova Southeastern	80-66	Erie, Pennsylvania (NCAA)
L Bentley	65-73	Erie, Pennsylvania (NCAA)
2014-15		
30-3 • NCAA DII NATIONAL QUARTERFINALISTS		
W Angelo State	87-46	Allen, Texas (LSC)
W Texas Woman's	82-74	Allen, Texas (LSC)
W Midwestern State	73-70	Allen, Texas (LSC)
W Cameron	80-61	Canyon, Texas (NCAA)
W Arkansas-Fort Smith	70-57	Canyon, Texas (NCAA)
W UC-Colorado Springs	96-69	Canyon, Texas (NCAA)
L Emporia State	50-62	Sioux Falls, South Dakota (NCAA)
2015-16		
28-5 • NCAA DII REGIONAL FINALISTS		
W Midwestern State	63-44	Allen, Texas (LSC)
W Tarleton State	52-43	Allen, Texas (LSC)
L Angelo State	65-68 2OT	Allen, Texas (LSC)
W UC-Colorado Springs	70-43	Lubbock, Texas (NCAA)
W Black Hills State	63-48	Lubbock, Texas (NCAA)
L Lubbock Christian	68-88	Lubbock, Texas (NCAA)
2016-17		
26-9 • NCAA DII NATIONAL QUARTERFINALISTS		
W Texas Woman's	61-53	Allen, Texas (LSC)
L Angelo State	68-70	Allen, Texas (LSC)
W Regis	75-67	Pueblo, Colorado (NCAA)
W Colorado State-Pueblo	70-67 OT	Pueblo, Colorado (NCAA)
W Angelo State	86-64	Pueblo, Colorado (NCAA)
L Ashland	67-82	Columbus, Ohio (NCAA)
2017-18		
29-5 • NCAA DII REGIONAL FINALISTS		
W MSU Texas	70-49	Frisco, Texas (LSC)
W Texas A&M-Commerce	68-55	Frisco, Texas (LSC)
W Tarleton	80-66	Frisco, Texas (LSC)
W Arkansas-Fort Smith	81-66	Lubbock, Texas (NCAA)
W Metro State	70-60	Lubbock, Texas (NCAA)
L Lubbock Christian	53-56	Lubbock, Texas (NCAA)

LSC TOURNAMENT HISTORY

Year	Site	Winner	Score	Runner-Up
1983	Nacogdoches, Texas	Abilene Christian	55-53	Texas A&M-Kingsville
1984	Commerce, Texas	Howard Payne	53-51	Sam Houston State
1985	Abilene, Texas	Abilene Christian	70-50	Howard Payne
1986	Abilene, Texas	Abilene Christian	102-56	Angelo State
1987	Canyon, Texas	West Texas A&M	98-60	Abilene Christian
1988	Canyon, Texas	West Texas A&M	82-53	Abilene Christian
1989	Canyon, Texas	West Texas A&M	72-58	Abilene Christian
1990	Canyon, Texas	West Texas A&M	78-50	Texas Woman's
1991	Canyon, Texas	West Texas A&M	86-52	Eastern New Mexico
1992	Abilene, Texas	Central Oklahoma	87-85	Abilene Christian
1993	Abilene, Texas	Abilene Christian	90-79	Eastern New Mexico
1994	San Angelo, Texas	Angelo State	79-69	Abilene Christian
1995	Canyon, Texas	West Texas A&M	74-68	Abilene Christian
1996	Canyon, Texas	Abilene Christian	82-60	West Texas A&M
1997	Canyon, Texas	West Texas A&M	59-56	Abilene Christian
1998	Abilene, Texas	Abilene Christian	76-54	Harding
1999	Canyon, Texas	Abilene Christian	70-57	West Texas A&M
2000	Kingsville, Texas	Texas A&M-Kingsville	82-67	West Texas A&M
2001	Wichita Falls, Texas	MSU Texas	65-61	Southeastern Oklahoma State
2002	San Angelo, Texas	Angelo State	82-67	MSU Texas
2003	Tahlequah, Okla.	Northeastern State	82-68	West Texas A&M
2004	Canyon, Texas	Angelo State	78-63	Northeastern State
2005	Tahlequah, Okla.	Angelo State	61-49	Northeastern State
2006	Canyon, Texas	West Texas A&M	83-68	Angelo State
2007	Commerce, Texas	Texas A&M-Commerce	81-71	West Texas A&M
2008	Bartlesville, Okla.	West Texas A&M	85-73	Central Oklahoma
2009	Bartlesville, Okla.	West Texas A&M	66-59	Central Oklahoma
2010	Bartlesville, Okla.	West Texas A&M	66-59	Northeastern State
2011	Bartlesville, Okla.	Texas Woman's	74-73	Central Oklahoma
2012	Allen, Texas	Tarleton	48-44	Incarnate Word
2013	Allen, Texas	MSU Texas	85-83 (OT)	West Texas A&M
2014	Allen, Texas	West Texas A&M	76-67	Tarleton
2015	Allen, Texas	West Texas A&M	73-70	MSU Texas
2016	Allen, Texas	Angelo State	68-65 (2OT)	West Texas A&M
2017	Allen, Texas	Tarleton	80-78	Angelo State
2018	Frisco, Texas	West Texas A&M	80-66	Tarleton

Year-by-Year Tournament Appearances

West Texas A&M (30) - 1987, 1988, 1989, 1990, 1991, 1994, 1995, 1996, 1997, 1998, 1999, 2000, 2001, 2002, 2003, 2004, 2005, 2006, 2007, 2008, 2009, 2010, 2011, 2012, 2013, 2014, 2015, 2016, 2017, 2018

Angelo State (29) - 1983, 1984, 1985, 1986, 1987, 1988, 1989, 1990, 1991, 1992, 1993, 1994, 2001, 2002, 2003, 2004, 2005, 2006, 2007, 2008, 2009, 2011, 2012, 2013, 2014, 2015, 2016, 2017, 2018

Abilene Christian (25) - 1983, 1984, 1985, 1986, 1987, 1988, 1989, 1990, 1992, 1993, 1994, 1995, 1996, 1997, 1998, 1999, 2000, 2004, 2005, 2007, 2008, 2009, 2010, 2011, 2013

Texas A&M-Commerce (23) - 1983, 1984, 1985, 1986, 1990, 1991, 1992, 1993, 1994, 1995, 1997, 2001, 2005, 2006, 2007, 2008, 2009, 2013, 2014, 2015, 2016, 2017, 2018

Eastern New Mexico (21) - 1986, 1988, 1989, 1990, 1991, 1992, 1993, 1994, 1995, 1996, 1997, 1998, 1999, 2000, 2004, 2012, 2013, 2015, 2016, 2017, 2018

Texas A&M-Kingsville (18) - 1983, 1984, 1985, 1986, 1987, 1989, 1991, 1994, 1995, 1996, 1997, 1999, 2000, 2001, 2002, 2010, 2014, 2017

Tarleton (16) - 2002, 2004, 2005, 2006, 2007, 2008, 2009, 2010, 2011, 2012, 2013, 2014, 2015, 2016, 2017, 2018

Central Oklahoma (15) - 1990, 1991, 1992, 1993, 1994, 1995, 1996, 1997, 2003, 2005, 2007, 2008, 2009, 2010, 2011

Texas Woman's (15) - 1990, 1991, 1992, 1994, 1996, 2003, 2006, 2010, 2011, 2012, 2014, 2015, 2016, 2017, 2018

Cameron (13) - 1990, 1991, 1993, 2001, 2002, 2004, 2006, 2012, 2014, 2015, 2016, 2017, 2018

Northeastern State (10) - 2000, 2001, 2003, 2004, 2005, 2006, 2008, 2009, 2010, 2011

MSU Texas (10) - 1998, 2001, 2002, 2003, 2012, 2013, 2014, 2015, 2016, 2018

Southeastern Oklahoma State (9) - 1999, 2000, 2001, 2002, 2007, 2008, 2009, 2010, 2011

East Central (5) - 1999, 2000, 2003, 2004, 2007

Southwestern Oklahoma State (5) - 1999, 2002, 2003, 2005, 2006

Howard Payne (3) - 1984, 1985, 1986

Harding (2) - 1998, 1999

Ouachita Baptist (2) - 1998, 2000

Sam Houston State (2) - 1983, 1984

Southwest Texas State (2) - 1983, 1984

Incarnate Word (2) - 2012, 2013

LSC Tournament Titles

14	West Texas A&M
7	Abilene Christian
5	Angelo State
2	Tarleton
2	MSU Texas
1	Texas Woman's
1	Texas A&M-Commerce
1	Howard Payne
1	Central Oklahoma
1	Texas A&M-Kingsville
1	Northeastern State

LSC Tournament Final Appearances

21	West Texas A&M	(14-7)
14	Abilene Christian	(7-7)
8	Angelo State	(5-3)
4	Northeastern State	(1-3)
4	Central Oklahoma	(1-3)
4	MSU Texas	(2-2)
4	Tarleton	(2-2)
2	Texas Woman's	(1-1)
2	Texas A&M-Kingsville	(1-1)
2	Howard Payne	(1-1)
2	Eastern New Mexico	(0-2)
1	Texas A&M-Commerce	(1-0)
1	Harding	(0-1)
1	Southeastern Oklahoma	(0-1)
1	Sam Houston State	(0-1)
1	Incarnate Word	(0-1)

All-Time Win-Loss Percentage

Team	G	W-L	Pct.
1. West Texas A&M	69	53-16	.768
2. Howard Payne	7	5-2	.714
3. Abilene Christian	46	29-17	.630
4. MSU Texas	21	13-8	.619
5. Sam Houston State	5	3-2	.600
6. Angelo State	53	29-24	.547
7. Northeastern State	19	10-9	.526
8. Tarleton	28	14-14	.500
Incarnate Word	4	2-2	.500
Ouachita Baptist	4	2-2	.500
11. Central Oklahoma	26	12-14	.462
12. Southeastern Okla.	15	6-9	.400
13. Texas A&M-Kingsville	28	11-17	.393
14. Texas Woman's	23	9-14	.391
15. Texas A&M-Commerce	33	11-22	.333
Harding	3	1-2	.333
Southwest Texas St.	3	1-2	.333
18. Eastern New Mexico	29	8-21	.276
19. Southwestern Okla.	6	1-5	.167
East Central	6	1-5	.167
21. Cameron	14	1-13	.071



DR PEPPER ARENA

THE LONE STAR CONFERENCE

Long known as a leader in intercollegiate athletics, the Lone Star Conference™ (LSC) is an innovative athletics conference that aims to provide a superior competitive experience for member institutions and to allow for comprehensive development of student-athletes through academic services and life skills programming.

The league's mission is to foster student participation and success among member institutions in NCAA Division II intercollegiate athletics as an integral part of each institution's total educational program. The LSC shall pursue student-athlete development with highest regard to the principles of academic excellence, graduation success, sportsmanship, ethical conduct, resourcefulness, community service, gender equity, and diversity.

The LSC - founded on April 25, 1931 - has developed from a five-team conference of Texas-based schools to an 11-member league that spans three states.

The league continues to assist its member institutions in the maintenance of intercollegiate athletic programs that are compatible with the highest standards of education and competitive sports.

Throughout the league's 87-year history, various institutions have competed under the LSC banner. Today, only Texas A&M University-Commerce (then East Texas State) remains from the original group that was formed in 1931 when North Texas State, Southwest Texas State, Sam Houston State and Stephen F. Austin withdrew from the old Texas Intercollegiate Athletic Association.

The membership alignment has changed over the years, with current members added from 1954 to 2016.

On July 1, 2019, the LSC will add eight schools as the University of Arkansas-Fort Smith, Dallas Baptist University, Lubbock Christian University, Oklahoma Christian University, Rogers State University, St. Edward's University, St. Mary's University, and Texas A&M International University join the league. With 19 members, the LSC will become the biggest conference in NCAA Division II.



While the LSC has maintained a long-standing tradition of competitive athletic programs for its members, many teams and individuals have gone on to distinguish themselves on the national stage. Entering 2018-19, LSC member institutions have collected 79 NCAA team national championships since the league joined the Division II membership in 1982. Texas A&M-Commerce (football), West Texas A&M (women's indoor track and field), and Texas A&M-Kingsville (men's outdoor track and field) won national titles last year.

The LSC conducts conference championships in 17 sports (eight men and nine women). Men's championships include football, cross country, basketball, baseball, indoor track and field, outdoor track and field, golf and tennis. Women's titles are determined in volleyball, soccer, cross country, basketball, softball, indoor track and field, outdoor track and field, tennis and golf.

The conference office is located in Richardson, Texas, a northern suburb of Dallas. Jay Poerner serves as Commissioner, with assistance from Melanie Robotham (Media Relations), Danielle Anderson (Compliance) and Cheryl Scott (Business).

LSC POSTSEASON RESULTS

LSC TOURNAMENT (DR. PEPPER ARENA - FRISCO, TX)

MARCH 1-2, 2018 (QUARTERFINALS)

Texas A&M-Commerce 93, Cameron 89

West Texas A&M 70, MSU Texas 49

Tarleton 83, Eastern New Mexico 61

Angelo State 75, Texas Woman's 71

MARCH 3, 2018 (SEMIFINALS)

West Texas A&M 68, Texas A&M-Commerce 55

Tarleton 72, Angelo State 56

MARCH 4, 2018 (CHAMPIONSHIP)

West Texas A&M 80, Tarleton 66

SOUTH CENTRAL REGIONALS (RIP GRIFFIN CENTER - LUBBOCK, TX)

MARCH 9, 2018 - S.C. REGIONAL QUARTERFINALS

West Texas a&M 81, Arkansas-Fort Smith 66

Lubbock Christian 78, Tarleton 46

Angelo State 87, Black Hills State 75

MARCH 10, 2018 - S.C. REGIONAL SEMIFINALS

West Texas A&M 70, Metro State 60

Lubbock Christian 71, Angelo State 69

MARCH 14, 2018 - S.C. REGIONAL FINALS

Lubbock Christian 56, West Texas A&M 53

2017-18 LSC ALL-CONFERENCE HONOREES

FIRST TEAM

Player	School	Year	Hometown
Marquita Daniels	Angelo State	Sr.	Atlanta, GA
Jamie Bonnarens	Cameron	So.	Cache, OK
Mackenzie Hailey	Tarleton	So.	Burleson, TX
Brianna Wise	Texas A&M-Commerce	Sr.	Desoto, TX
Lexy Hightower	West Texas A&M	So.	Amarillo, TX

SECOND TEAM

Player	School	Year	Hometown
De'Anira Moore	Angelo State	So.	Allen, TX
Dezira Hampton	Angelo State	Jr.	Arlington, TX
Mikaeahla Connor	Eastern New Mexico	Sr.	Dallas, TX
Artaejah Gay	Texas A&M-Commerce	Sr.	Cedar Hill, TX
Madison Parker	West Texas A&M	Sr.	Canyon, TX

THIRD TEAM

Player	School	Year	Hometown
Daeshi McCants	Eastern New Mexico	Sr.	Las Cruces, N.M.
Katie Webster	Tarleton	Jr.	Rockwall, TX
McKinley Bostad	Tarleton	Jr.	Kennedale, TX
Princess Davis	Texas A&M-Commerce	Jr.	Shreveport, LA
Alexis Neziyanya	Texas Woman's	Sr.	Carrolton, TX

HONORABLE MENTION

Player	School	Year	Hometown
Ekiya Gray	Angelo State	Sr.	Houston, TX
Lejha Smith	Cameron	Jr.	Fort Lauderdale, FL
Parfitt McNair	Cameron	Jr.	Lawton, OK
Whitney Taylor	MSU Texas	Sr.	Melissa, TX
Micheline Mercelita	MSU Texas	Sr.	Edinburg, TX
Angelica Wilson	Texas A&M-Kingsville	Sr.	San Diego, CA
Khali Pippins-Tryon	UT Permian Basin	Jr.	Dallas, TX
Deleyah Harris	West Texas A&M	Jr.	Omaha, NE
Tiana Parker	West Texas A&M	Jr.	Chehalis, WA
Ciara Fields	Western New Mexico	Jr.	El Paso, TX

LSC RECORD BOOK

INDIVIDUAL GAME

Points: 63, Renee Renz, Texas Woman's at Abilene Christian, 2009
FG Made: 22, Renee Renz, Texas Woman's at Abilene Christian, 2009;
 Jamie Meyer, Abilene Christian vs. Texas Woman's, 2009
FG Attempts: 39, Britney Jordan, Texas A&M-Commerce at Abilene Christian, 2009
FG Made Without Miss: 14, Melanie Carter, Abilene Christian vs. St. Edward's, 2001
FT Made: 21, Mindy Norman, West Texas A&M vs. Tarleton, 2001
FT Attempts: 26, Mindy Norman, West Texas A&M vs. Tarleton, 2001
FT Made Without Miss: 17, Jessica Hocker, Southeastern Oklahoma vs. Southwestern Oklahoma, 2008
3-PT Made: 11, Kanani Marshal, Texas A&M-Commerce vs. Southwestern Oklahoma, 2007
3-PT Attempts: 22, Kanani Marshal, Texas A&M-Commerce vs. Southwestern Oklahoma, 2007
3-PT Made Without Miss: 8, Ashley King, Abilene Christian vs. East Central, 2004
Rebounds: 30, Tricia Hampton, Angelo State vs. Texas A&I, 1992
Assists: 19, Michelle Schuler, Angelo State vs. Texas A&I, 1991
Steals: 17, Kathryn Hickman, Eastern N.M. at Texas Woman's, 1998
Blocks: 12, Alicia Saunders, West Texas A&M vs. East Central, 2006

INDIVIDUAL SEASON

Points: 909, Britney Jordan, Texas A&M-Commerce, 2008-09
Scoring Avg.: 31.3, Britney Jordan, Texas A&M-Commerce, 2008-09
FG Made: 310, Teresa Jones-Benson, East Central, 1997-98
FG Attempts: 724, Britney Jordan, Texas A&M-Commerce, 2008-09
FG Pct.: .696, Jackie Bucher, Abilene Christian, 1999-2000 (229-329)
FT Made: 263, Jennifer Clarkson, Abilene Christian, 1995-96
FT Attempts: 347, Jennifer Clarkson, Abilene Christian, 1995-96
FT Pct.: .935, Jennifer Hickman, Texas A&M-Commerce, (43 of 46) 1999-00
3-PT Made: 145, Kanani Marshal, Texas A&M-Commerce, 2006-07
3-PT Attempts: 338, Kanani Marshal, Texas A&M-Commerce, 2006-07
3-PT Pct.: .500, Stephanie Williams, West Texas A&M, 1995-96
3-PT Made Per Game: 4.0, Lorie Martinez, Texas A&M-Kingsville, 1997-98
Rebounds: 406, Kiara Wright, Tarleton State, 2012-13
Rebound Avg.: 14.9, Ocie Taylor, East Texas State, 1982-83
Assists: 269, Jennifer Hollins, Howard Payne, 1982-83
Assists Avg.: 10.0, Jennifer Hollins, Howard Payne, 1982-83
Steals: 132, Emily Brister, West Texas A&M, 2005-06; Josephine Longoria, West Texas A&M, 1995-96
Blocks: 134, Alicia Saunders, West Texas A&M, 2005-06

INDIVIDUAL CAREER

Points: 2,770, Claudia Schleyer, Abilene Christian, 1982-86
Scoring Avg.: 25.5, Nicole Collins, Angelo State, 1993-95
FG Made: 1,074, Claudia Schleyer, Abilene Christian, 1982-86
FG Attempts: 2,006, Claudia Schleyer, ACU, 1982-86.
FG Pct.:
 Three seasons: .651 Jackie Bucher, Abilene Christian, 1997-2000 (538-826)
 Four seasons: .639, Melanie Carter, Abilene Christian, 2000-04 (715-1120)
FT Made: 763, Emily Brister, West Texas A&M, 2005-09
FT Attempts: 1,046, Jennifer Clarkson, Abilene Christian, 1992-96
FT Pct.: .884, Kim Moore, Angelo State, 1999-2003 (367-415)
3-PT Made: 385, Lorie Martinez, TX A&M-Kingsville, 1997-2001
3-PT FG Attempts: 1,077, Lorie Martinez, TAMK, 1997-2001
3-PT Pct.: .402, Anita Vigil, Abilene Christian, 1987-89, 90-92 (175-435)
3-PT Made Per Game: 3.3, Lorie Martinez, 1997-2001
Rebounds: 1,144, Jennifer Clarkson, Abilene Christian, 1992-96
Rebound Avg.: 13.1, Peggy Taylor, Howard Payne, 1982-86
Assists: 645, Kelly Parker, Central Oklahoma, 1995-99
Steals: 406, Emily Brister, West Texas A&M, 2005-09
Blocks: 392, Aukse Steponaviciute, Abilene Christian, 1993-97

TEAM GAME

Points: 155, West Texas A&M vs. National Christian, 2001
Combined Points (two teams): 290, Texas Woman's at Abilene Christian, 2009 (ACU won 147-143 (4OT))
Largest Margin of Victory: 122, West Texas A&M vs. National Christian, 2001 (WTAMU won 155-33)
FG Made: 59, Abilene Christian vs. Texas Woman's, 2009; West Texas A&M vs. National Christian, 2001
FG Attempts: 112, Abilene Christian vs. Texas Woman's, 2009
FG Pct.: .714, Midwestern State vs. Pittsburg State, 1996
FT Made: 51, Southeastern Oklahoma vs. Central Oklahoma, 2008
FT Attempts: 63, West Texas A&M vs. Tarleton State, 2001
FT Made Without Miss: 22, Angelo State vs. Eastern N.M., 2000
3-PT Made: 19, Texas A&M-Kingsville vs Texas A&M-International, 2009
3-PT Attempts: 45, Abilene Christian vs SW Adventist, 2013
3-PT Made Without Miss: 12, Texas A&M-Kingsville vs Texas A&M-International, 2009
Rebounds: 86, Texas A&I vs. Schreiner, 1982-83
Assists: 40, Abilene Christian vs. Texas Woman's, 2009; West Texas A&M vs. Oklahoma Panhandle State, 1995
Steals: 41, West Texas A&M vs. American Puerto Rico, 1999
Blocks: 16, West Texas A&M vs. East Central, 2006

TEAM SEASON

Points: 2,950, Abilene Christian, 1995-96
Scoring Average: 89.4, Abilene Christian, 1995-96
Scoring Defense: 1,421, Southwestern Oklahoma, 1999-2000
Scoring Defense Avg.: 49.7, West Texas State, 1990-91
FG Made: 1,138, West Texas State, 1987-88
FG Attempts: 2,253, Texas A&M-Commerce, 2006-07
FG Pct.: .523, West Texas State, 1987-88 (1138-2173)
FT Made: 667, West Texas A&M, 2005-06
FT Attempts: 933, West Texas A&M, 2005-06
FT Pct.: .824, Southwestern Oklahoma, 2002-03 (393-477)
3-PT Made: 268, Northeastern State, 2009-10
3-PT Attempts: 762, Northeastern State, 2009-10
3-PT Pct.: .540, West Texas State, 1987-88, (20 of 37)
3-PT Made Per Game: 8.8, Texas A&M-Kingsville, 2009-10
Rebounds: 1,516, Texas A&I, 1982-83
Rebound Avg.: 52.3, Texas A&M-Kingsville, 1996-97
Most Assists: 661, West Texas A&M, 2013-14
Most Steals: 424, Texas A&M-Commerce, 2006-07
Blocks: 245, West Texas A&M, 2005-06

WTAMU HALL OF CHAMPIONS / LEGACY AWARD

The WTAMU Athletic Hall of Champions recognizes the finest student-athletes, coaches, administrators and other notable individuals who have contributed to the success of West Texas A&M Athletics. A permanent display of all Hall of Champions inductees is located in the lobby of the First United Bank Center and is open to the public during regular University hours.

For consideration, nominees must have competed or been employed for/by WTAMU for a minimum of two seasons and be at least five years removed from their last date of competition and/or employment. Only in special circumstances will the five year requirement be waived, at the approval of the Director of Athletics and University President.

Further, nominees will have been outstanding athletes, coaches, administrators or support personnel during their WTAMU career AND/OR achieved notable success in their professional careers after their matriculation from WTAMU. It is not necessary for an inductee to have graduated from West Texas A&M. To gain entry, a nominee must receive at least two-thirds of a majority vote by the selection committee.

The Hall of Champions Selection Committee is also charged with selecting a Legacy Award winner(s) each year. The Legacy Award was established in 2008 to recognize individuals and organizations not eligible for the Hall of Champions, but who have made significant lifetime contributions (service, financial or another form of support) to the success and

legacy of West Texas A&M Athletics. This may include fans, boosters or an organization that has provided distinguished support. The Selection Committee may recommend up to two Legacy Award winners each year. Nominations for Legacy Award honorees may be made by any individual or organization. Legacy Award winners will be recognized at the Hall of Champions Induction Dinner and be included in a permanent display alongside the Hall of Champions.



<p>1987 Al Baggett Price Brookfield Sam Burton George Ray Colvin Ben Collins Lwood Dow Joed Forbus Joe Fortenberry Pat Gerald Floyd Golden Mitchell Jones Clifford Keith Delbert Lowres Gus Miller Odus Mitchell Putt Powell Larry Sanders Ernest Schur Pete Shotwell Elvis "Heck" Ward Foster Watkins</p> <p>1988 Terry Adolph Johny Ayers Cloyde Box Hatcher Brown Troy Burrus Maurice Cheeks Tommy Coffey Bill Cross Corky Dawson Simmie Hill Joe Kerbel Frank Kimbrough Jerry Don Logan J.W. Malone Gene Mayfield Eugene "Mercury" Morris "Pistol" Pete Pedro Jesse Powell Jerry Richardson Bo Robinson James Scott Allen Simpson Dave Szymakowski Duane Thomas Butch Walterschield Charles Wright</p> <p>1989 Tom Airhart Jerry Behrens Lawrence Brotherton Grady Burson Milt Fitts</p>	<p>Buck Garrett Clark Johnson Leon Manley Ronald Mills Borden Price</p> <p>1990 Jim Campbell Dory Funk, Jr. Merry Johnson-Byers Metz LaFollette Bob Petrich Scottie Pierce Gail Simpson Burl Wood Earl Wood Phillip Wright</p> <p>1991 Carl Brown Austell Burrus Charlie Daves Steve Haterius</p> <p>1992 Woody Gilliland Royce Hillman Rhonda Kimbrough Joe Meaker</p> <p>1993 # Warren Hasse Tod Mayfield Weldon Trice Vanessa Wells Thibert</p> <p>1994 Carl Birdsong Kim Hudson Megan Kinen Morton Reggie McElroy</p> <p>1995 Eddie Conner Roy Lee Dunn David Kent Von Tucker Sims</p> <p>1996 Jill Myatt McDonald Julie Myatt O'Dell Reggie Ramey Ollie Ross</p> <p>1997 Stan Carraway Terry Funk</p>	<p>Allene Stovall Teresa Tinner</p> <p>1998 Alex Hale Bob Kelley Angela Seay Land Bruce Wyre</p> <p>1999 Charles Byrd Sandy Callahan Danny Cazalas Joe Hayes</p> <p>2000 Raymond Brown Henry Fields David Gasser Spencer "Hank" Washington</p> <p>2001 Ronnie Mankin Mike Mitchell Jeff Nunn Frank Stockman</p> <p>2002 Dale Blaut Charles Kitchens Douglas Kriewald Bruce Womack</p> <p>2003 J.R. Compton Joesph Kemel Natasha Taylor Bill Yung</p> <p>2004 Boyce Box Hubert "Cuby" Kitchens Eve Posey John Varnell</p> <p>2005 Alondra Johnson Bob Kitchens Renee Leurs-Gillispie Julie Saylor Young</p> <p>2006 Ana Carolina "Carol" Pereira Ana Cristina "Tita" Pereira Bobby Kleincecke Scotte Doores Ralph Davis</p>	<p>2007 Sarah Butler-Carthele Martin Lattibeaudiere Charley Sanders Bob R. Sloan</p> <p>2008 Davy Arnaud Leona Gerber Ray Franks DeWayne Miles ^ Henry & Betty Ann Davis ^ J.W. and Nell Foust of Whitney Russell Printers</p> <p>2009 Joe Brooks David Cole Charles "Shorty" Halbert Debbie Hendricks James Morton Shannon Stroud-Cavalier Dennis Walling ^ Ray and Barbara Bain Family ^ Roger Rowntree of Buck's Sporting Goods</p> <p>2010 Kathy Clutterbuck-Nor Rok Ekker Myrl and Earl Goodwin Roy Lee "Sammy" Malone Eddie Meyer Bob Sine Mallory Vestal ^ Ed & Mary Esther Mills ^ Stanley & Geneva Schaeffer</p> <p>2011 Beau Brown Nay Hale Ed Harris Mickey Matthews Jim Reid Bob Schneider ^ The Frank Barrett Family ^ Dick & Joyce Railsbeck</p> <p>2012 Damien Lolar Don Patterson Sarit Shenar James Marvin Smith Celeste Stevenson Chaun Thompson ^Dr. Bill Barnhill ^ Bob & Mary Stewart</p>	<p>2013 Rebekah Bachman Dalton Bell Ray Burrus Dave Corley William Fifer Pat McDonald ^ Jule & Helen Minium ^ Gary & Kathy Hyatt</p> <p>2014 Emily Brister Jared Brock Charly Martin Kendra Morgan Potts ^ Dr. Bob & Cleo Robinson ^ Jimmy & Sally Fincher</p> <p>2015 Brad Bailey Tyler Cooper Dr. Russell C. Long Brandi Green-Malveaux Lanny Phillips Harold Stuart ^ Thom and Susan Hicks ^ Linda Elliott</p> <p>2016 Anthony Armstrong Lori Deshields Davis Keith Null Mike Ohm Marvin Self Mike Wartes ^ Tana Gunter ^ John & Cora Teters</p> <p>2017 Jerry Boeka Jess Anne Fernandes John Hasse Kim LeComte Jerry Simmons David Willis ^ Jim Bob & Sharon Brown ^ Don & Phyllis Handley</p> <p>^ - Legacy Award # - Honorary Inductee</p>
---	--	---	--	---




#2 DELEYAH HARRIS
5-9 | Guard | Senior
Omaha, Nebraska



#3 MEGAN GAMBLE
5-7 | Guard | Junior
Omaha, Nebraska



#4 LEXY HIGHTOWER
5-8 | Guard | Junior
Amarillo, Texas



#10 DELANEY NIX
5-8 | Guard | Freshman
Tahlequah, Oklahoma



#11 NATHALIE LINDEN
5-10 | Guard | Junior
Stockholm, Sweden



#20 TIANA PARKER
6-5 | Post | Senior
Chehalis, Washington



#21 DARIA COSGROVE
5-9 | Guard | Sophomore
Plano, Texas



#23 BRAYLUN DOLLAR
6-0 | Forward | Freshman
Lubbock, Texas



#24 REAGAN HAYNES
5-7 | Guard | Senior
Gruver, Texas



#25 JENNA LEGAN
5-7 | Guard | Sophomore
Sundown, Texas



#30 LUCY BURKE
6-0 | Guard | Junior
Melbourne, Australia



#34 ABBY SPURGIN
6-2 | Post | Sophomore
Fredericksburg, Texas



#40 MARY ROSE FOSTER
6-0 | Forward | Freshman
Frisco, Texas



#41 TYESHA TAYLOR
6-5 | Post | Senior
Temple, Texas



KRISTEN MATTIO
Head Coach
Fourth Season



CAMILLE PERKINS
Associate Head Coach
Fifth Season



KRISTIAN BRANSON
Assistant Coach
Second Season

2018-19 LADY BUFF BASKETBALL





DATE	OPPONENT	LOCATION	TIME
Oct. 28	Texas (Exhibition)	Austin, Texas	1:00 p.m.
Nov. 9	UC-Colorado Springs	Canyon, Texas	5:30 p.m.
Nov. 10	Regis	Canyon, Texas	5:30 p.m.
Nov. 16	Colorado School of Mines	Golden, Colorado	7:00 p.m.
Nov. 17	MSU Denver	Denver, Colorado	8:00 p.m.
Nov. 23	New Mexico Highlands	Canyon, Texas	2:30 p.m.
Nov. 24	Colorado State-Pueblo	Canyon, Texas	2:30 p.m.
Nov. 29	Cameron *	Canyon, Texas	5:30 p.m.
Dec. 1	MSU Texas *	Canyon, Texas	2:00 p.m.
Dec. 6	Science & Arts (Exhibition)	Canyon, Texas	5:30 p.m.
Dec. 17	Barry	Ft. Lauderdale, Florida	5:30 p.m.
Dec. 18	Palm Beach Atlantic	Ft. Lauderdale, Florida	2:30 p.m.
Jan. 3	UT Permian Basin *	Odessa, Texas	5:30 p.m.
Jan. 5	Western New Mexico *	Silver City, New Mexico	3:00 p.m.
Jan. 10	Texas A&M-Kingsville *	Kingsville, Texas	5:30 p.m.
Jan. 12	Angelo State *	San Angelo, Texas	2:00 p.m.
Jan. 17	Texas A&M-Commerce *	Canyon, Texas	5:30 p.m.
Jan. 19	Tarleton *	Canyon, Texas	2:00 p.m.
Jan. 22	Eastern New Mexico *	Portales, New Mexico	6:30 p.m.
Jan. 26	Texas Woman's *	Canyon, Texas	2:00 p.m.
Jan. 31	MSU Texas *	Wichita Falls, Texas	5:30 p.m.
Feb. 2	Cameron *	Lawton, Oklahoma	2:00 p.m.
Feb. 7	Western New Mexico *	Canyon, Texas	5:30 p.m.
Feb. 9	UT Permian Basin *	Canyon, Texas	2:00 p.m.
Feb. 14	Angelo State *	Canyon, Texas	5:30 p.m.
Feb. 16	Texas A&M-Kingsville *	Canyon, Texas	2:00 p.m.
Feb. 21	Tarleton *	Stephenville, Texas	5:30 p.m.
Feb. 23	Texas A&M-Commerce *	Commerce, Texas	2:00 p.m.
Feb. 26	Eastern New Mexico *	Canyon, Texas	5:30 p.m.
Feb. 28	Texas Woman's *	Denton, Texas	7:00 p.m.

All Times Central & Subject to Change | * - Lone Star Conference Game

All Home Games Played at the First United Bank Center

2018-19 LADY BUFF BASKETBALL

