



WTT



BUFFALO BASKETBALL 2016-17 RECORD BOOK

WT WEST TEXAS A&M BASKETBALL

At West Texas A&M, Winning Basketball isn't something that happens every now and then, it's become an every-year occurrence. The combination of great coaching, outstanding student-athletes, top-notch facilities and the highest level of support have made Buffalo Basketball one of the NCAA's most successful basketball programs over the past 20 years.

13 NCAA Appearances

The Buffs have made 13 NCAA Postseason Appearances in program history including three straight from 2005-2008. The Buffs claimed the South Central Regional Title in 1997-98 on their way to the DII Elite Eight.



26 Championship Banners

The banners hanging from the rafters of First United Bank Center lend a visual, historical evidence to the fact that the levels of success achieved by the Buff Basketball program are more than mere participation awards.



4 LSC-South Titles

When the Lone Star Conference went to a two-division format prior to the 1997-98 campaign that lasted through 2010-11, nobody claimed more South Division titles than the Buffaloes.

3 Honored Jerseys

You recognize outstanding players by displaying their jersey, and West Texas A&M has done such to honor three of its all-time greats; Joe Fortenberry, Reggie Ramey and Maurice Cheeks. Their numbers are present in the North end of the First United Bank Center.



1 NBA Legend

At the time of his retirement from the NBA in 1993, Maurice Cheeks was the NBA all-time leader in steals and ranked fifth all-time in assists. But, whether it was as one of the NBA's outstanding guards, leading the Philadelphia 76ers to the 1983 NBA Championship, or as a coach of the Portland Trailblazers, Philadelphia 76ers, Detroit Pistons and currently the Oklahoma City Thunder, Maurice Cheeks (1974-78) was, and always will be, a Buffalo.





UNIVERSITY QUICK FACTS
Location: Canyon, Texas
Founded: 1910
Enrollment: 9,850
Nickname: Buffaloes/Buffs
Colors: Maroon & White
Arena: First United Bank Center (FUBC)
Capacity: 4,800
Affiliation: NCAA Division II
Conference: Lone Star
President: Dr. Walter V. Wendler
Athletic Director: Michael McBroom
Athletic Office Phone: 806-651-4400
Athletic Ticket Office Phone: 806-651-1414

ATHLETIC MEDIA RELATIONS
Assistant Director/MBB Contact: Brent Seals
Email Address: bseals@wtamu.edu
Office Phone: 806-651-4442
Cell Phone: 806-674-7050
Media Relations Fax: 806-651-4409
Athletics Website: www.GoBuffsGo.com
Mailing Address: WTAMU Box 60049 Canyon, Texas 79016
Overnight Address: 2403 Russell Long Blvd. Canyon, Texas 79016

COACHING STAFF
Head Coach: Tom Brown
Alma Mater: Winona State (1993)
Overall Record at WT: 38-22 (3rd Year)
Overall Career Record: 38-22 (3rd Year)
Associate Head Coach: Chris Gove
Assistant Coach: Quincy Henderson
Assistant Coach: Dan Kratz

PROGRAM INFORMATION
2015-16 Overall Record: 21-10
2015-16 LSC Record (Finish): 9-5 (T-2nd)
2015-16 Postseason: LSC Quarterfinals
Starters Returning: 4
Starters Lost: 1
Letterwinners Returning: 9
Letterwinners Lost: 2
LSC Tournament Appearances: 24
NCAA Postseason Appearances: 13
Last NCAA Postseason Appearance: '11-12
Overall Program Record: 1,488-939 (.613)
Home Record: 816-264 (.756)
Road Record: 503-620 (.448)
Neutral/Unknown Record: 163-65 (.715)

CREDITS
The 2016-17 West Texas A&M Buffalo Basketball Record Book was designed, compiled and edited by Assistant Director of Athletic Media Relations, Brent Seals. Additional research provided by Assistant Athletic Director John Hasse along with athletic booster Bob Stewart.

www.GoBuffsGo.com

CONTENTS

1	Table of Contents
2	First United Bank Center
3	2016-17 Schedule
4-19	Meet The Buffs
20-21	The Coaching Staff
22-25	2015-16 In Review
26-28	The Record Book
29-34	Year-By-Year Results
35	All-Time Series Records
36-38	Postseason History
39-40	All-Time Letterwinners
41-42	The Lone Star Conference
43	WTAMU Hall of Champions
44	Covering the Buffs

MEET THE BUFFS

3	2016-17 Schedule
4	TV/Radio Roster
5	Numerical/Alphabetical Roster
6-19	Meet The Buffs

THE COACHING STAFF

20	Head Coach Tom Brown
20	All-Time WT Coaching Records
21	Associate Head Coach Chris Gove
21	Assistant Coach Quincy Henderson
21	Assistant Coach Dan Kratz
21	WT Basketball Support Staff

2014-15 IN-REVIEW

22	2015-16 Schedule/Results
23-24	2015-16 Statistics
25	2015-16 Individual Game Highs

THE RECORD BOOK

26-27	Individual Single Game Records
27-28	Individual Career Records

YEAR-BY-YEAR RESULTS

29	1920 Season - 1939 Season
30	1940 Season - 1956 Season
31	1957 Season - 1973 Season
32	1974 Season - 1988 Season
33	1989 Season - 2002 Season
34	2003 Season - Present

BUFFALO BASKETBALL HISTORY

29-34	Year-By-Year Results
35	All-Time Series Records
36-37	WT Postseason History
38	Buff in the Division II Top-25 Poll
39-40	All-Time Letterwinners

THE LONE STAR CONFERENCE/WTAMU

41	The Lone Star Conference
42	The LSC Reccord Book
43	WTAMU Hall of Champions
44	Covering the Buffs



6 LSC TOURNAMENT CHAMPIONSHIPS | 24 LONE STAR CONFERENCE TOURNAMENT APPEARANCES | 13 NCAA DIVISION II POSTSEASON APPEARANCES



FIRST UNITED BANK CENTER (FUBC)

The First United Bank Center opened on January 26, 2002 to a capacity crowd of over 5,000 who jammed into the arena for the inaugural basketball games. Featuring a state-of-the-art sound system and scoreboard with a large video screen, the 75,000 square foot building is the place to be for exciting Lone Star Conference basketball. A brand new wall-to-wall, all-wooden playing floor was installed prior to the 2015-16 seasons as West Texas A&M and the Canyon community boasts one of the nicest and fan-friendly arenas in all of NCAA Division II.

The center gazes over Interstate-27 towards Palo Duro Canyon. The center has the ability to accommodate events ranging from banquets for guests ranging from 70 to more than 400.

The arena hosts WTAMU graduation, concerts, high school basketball playoffs and other events. The 2002 NCAA Division II National Championship Volleyball tournament was also held in the center.

Willie Nelson, Pat Green, Martina McBride, Buddy Jewell, Merle Haggard and the superstars of World Wrestling Entertainment are among the headliners that have performed at the First United Bank Center.

Officially opened to the public in January 2002, the First United Bank Center at West Texas A&M University replaced the fabled WT Fieldhouse, better known as "The Box," as the premiere venue for WT Buffs and Lady Buffs NCAA Basketball after more than half a century.

Concieved in 1996, University officials began planning for the center to host not only graduation but also sporting events, trade shows and concerts. Construction began on November 3, 2000 and opened it's doors on January 26, 2002 for the Buffs' and Lady Buffs' games against Abilene Christian University.

The 77,000 square foot facility was constructed at a total cost of \$14 million. Designed for many uses, the center hosts area high school playoff basketball games, concert performances as well as craft and trade shows. The arena also played host to the NCAA Division II National Volleyball Tournament in 2002 and is the permanent home for WTAMU commencement ceremonies.

During its short lifetime, the center has been visited by such well known performers as Martina McBride, Willie Nelson, Pat Green, Buddy Jewell. Sitting on the outskirts of Canyon, the facility serves as the easternmost anchor for the WTAMU campus. The arena seats approximately 4,700 patrons for sporting events and can seat almost 5,800 for concerts and commencement.

The facility houses 3 home locker rooms, 2 visitor locker rooms, officials' dressing rooms, two concession areas, a training room, a hospitality suite, and a hospitality dining room.





DAY	DATE		OPPONENT	SITE	TIME
Friday	Nov. 4	!	Azusa Pacific	Anaheim, California	11:00 a.m.
Saturday	Nov. 5	!	St. Cloud State	Anaheim, California	6:00 p.m.
Sunday	Nov. 6	!	Arkansas-Fort Smith	Anaheim, California	11:00 a.m.
Friday	Nov. 11	\$	Fort Lewis	Canyon, Texas	5:00 p.m.
Saturday	Nov. 12	\$	New Mexico Highlands	Canyon, Texas	5:00 p.m.
Thursday	Nov. 17		Lubbock Christian	Lubbock, Texas	7:00 p.m.
Tuesday	Nov. 22		Oklahoma Panhandle State	Canyon, Texas	6:00 p.m.
Friday	Nov. 25	^	Wayne State College	Canyon, Texas	2:30 p.m.
Saturday	Nov. 26	^	Southern Nazarene	Canyon, Texas	2:30 p.m.
Thursday	Dec. 1	*	Western New Mexico	Canyon, Texas	7:30 p.m.
Saturday	Dec. 3	*	Eastern New Mexico	Canyon, Texas	4:00 p.m.
Tuesday	Dec. 6	*	UT Permian Basin	Canyon, Texas	7:30 p.m.
Saturday	Dec. 10		New Mexico Highlands	Las Vegas, New Mexico	8:00 p.m.
Sunday	Dec. 18	%	Western Washington	Las Vegas, Nevada	3:15 p.m.
Monday	Dec. 19	%	Rollins	Las Vegas, Nevada	1:00 p.m.
Saturday	Dec. 31		Oklahoma City	Canyon, Texas	1:00 p.m.
Thursday	Jan. 5	*	Midwestern State	Wichita Falls, Texas	7:30 p.m.
Saturday	Jan. 7	*	Cameron	Lawton, Oklahoma	4:00 p.m.
Thursday	Jan. 12	*	Angelo State	Canyon, Texas	7:30 p.m.
Saturday	Jan. 14	*	Texas A&M-Kingsville	Canyon, Texas	4:00 p.m.
Thursday	Jan. 19	*	Tarleton State	Stephenville, Texas	7:30 p.m.
Saturday	Jan. 21	*	Texas A&M-Commerce	Commerce, Texas	4:00 p.m.
Thursday	Jan. 26	*	Eastern New Mexico	Portales, New Mexico	8:30 p.m.
Saturday	Jan. 28	*	Western New Mexico	Silver City, New Mexico	5:00 p.m.
Saturday	Feb. 4	*	UT Permian Basin	Odessa, Texas	4:00 p.m.
Thursday	Feb. 9	*	Cameron	Canyon, Texas	7:30 p.m.
Saturday	Feb. 11	*	Midwestern State	Canyon, Texas	4:00 p.m.
Thursday	Feb. 16	*	Texas A&M-Kingsville	Kingsville, Texas	7:30 p.m.
Saturday	Feb. 18	*	Angelo State	San Angelo, Texas	4:00 p.m.
Thursday	Feb. 23	*	Texas A&M-Commerce	Canyon, Texas	7:30 p.m.
Saturday	Feb. 25	*	Tarleton State	Canyon, Texas	4:00 p.m.
Thu-Sat	Mar. 2-5		LSC Tournament	Allen, Texas	TBD
Sat-Tue	Mar. 11-14		NCAA South Central Regionals	Top Seed Host	TBD
Wed-Sat	Mar. 22-25		NCAA Division II Elite Eight	Sioux Falls, South Dakota	TBD

Meet The Buffs

The Coaches

2015-16 Review

The Record Book

All-Time Results

WT History

The LSC

Covering The Buffs



- ! D2CCA Tipoff Classic
- \$ LSC/RMAC Challenge
- ^ Pak-A-Sak WT Thanksgiving Classic
- % South Point Holiday Hoops Classic
- * Lone Star Conference Game

Dates and times are subject to change.
All times are Central.
Home games played at the First United Bank Center (FUBC) in Canyon.





6 LSC TOURNAMENT CHAMPIONSHIPS | 24 LONE STAR CONFERENCE TOURNAMENT APPEARANCES | 13 NCAA DIVISION II POSTSEASON APPEARANCES



#0 Drew Evans
6-3 | Guard | Freshman
Chicago, Illinois



#1 David Chavlovich
5-11 | Guard | Junior
Arlington, Texas



#2 Eric Golightly Jr.
6-1 | Guard | Senior
Chickasha, Oklahoma



#3 Jordan Evans
6-5 | Guard | Junior
Houston, Texas



#5 Jordan Colins
6-0 | Guard | Freshman
Houston, Texas



#10 Eric Mosley
6-5 | Guard | Sophomore
Gilbert, Arizona



#11 Tommy Gove
5-11 | Guard | Junior
Waconia, Minnesota



#14 Joseph Prince
5-10 | Guard | Senior
Palmdale, California




#15 Ryan Quaid
6-6 | Guard | Sophomore
Fort Collins, Colorado




#20 Rylan Gerber
6-3 | Guard | Junior
Dumas, Texas



#21 Jerrod Walton
6-5 | Guard | Junior
Mequon, Wisconsin




#24 Skyler O'Laughlin
6-11 | Center | Senior
Elkhorn, Wisconsin



#35 Carl White
6-6 | Guard | Sophomore
Chicago, Illinois



#40 Garrett Brockman
6-2 | Guard | Senior
Amarillo, Texas



NUMERICAL

No.	Name	Pos.	Ht.	Yr.	Hometown (Previous/High School)
0	Drew Evans	G	6-3	Fr.	Chicago, Illinois (Thornwood HS)
1	David Chavlovich	G	5-11	Jr.	Arlington, Texas (Bowie HS)
2	Eric Golightly Jr.	G	6-1	Sr.	Chickasha, Oklahoma (Murray State College)
3	Jordan Evans	G	6-5	Jr.	Houston, Texas (Northern Oklahoma-Enid)
5	Jordan Collins	G	6-0	Fr.	Houston, Texas (Cypress Ridge HS)
10	Eric Mosley	G	6-5	So.	Gilbert, Arizona (Gilbert HS)
11	Tommy Gove	G	5-11	Jr.	Waconia, Minnesota (Waconia HS)
14	Joseph Prince	G	5-10	Sr.	Palmdale, California (Volunteer State JC)
15	Ryan Quaid	G	6-6	So.	Fort Collins, Colorado (Fossil Ridge HS)
20	Rylan Gerber	G	6-3	Jr.	Dumas, Texas (Dumas HS)
21	Jerrod Walton	G	6-5	Jr.	Mequon, Wisconsin (Madison Area Tech. Coll.)
24	Skyler O'Laughlin	C	6-11	Sr.	Elkhorn, Wisconsin (Winona State)
35	Carl White	G	6-6	So.	Chicago, Illinois (Foreman HS)
40	Garrett Brockman	G	6-2	Sr.	Amarillo, Texas (Amarillo HS)

ALPHABETICAL

No.	Name	Pos.	Ht.	Yr.	Hometown (Previous/High School)
40	Garrett Brockman	G	6-2	Sr.	Amarillo, Texas (Amarillo HS)
1	David Chavlovich	G	5-11	Jr.	Arlington, Texas (Bowie HS)
5	Jordan Collins	G	6-0	Fr.	Houston, Texas (Cypress Ridge HS)
0	Drew Evans	G	6-3	Fr.	Chicago, Illinois (Thornwood HS)
3	Jordan Evans	G	6-5	Jr.	Houston, Texas (Northern Oklahoma-Enid)
20	Rylan Gerber	G	6-3	Jr.	Dumas, Texas (Dumas HS)
2	Eric Golightly Jr.	G	6-1	Sr.	Chickasha, Oklahoma (Murray State College)
11	Tommy Gove	G	5-11	Jr.	Waconia, Minnesota (Waconia HS)
10	Eric Mosley	G	6-5	So.	Gilbert, Arizona (Gilbert HS)
24	Skyler O'Laughlin	C	6-11	Sr.	Elkhorn, Wisconsin (Winona State)
14	Joseph Prince	G	5-10	Sr.	Palmdale, California (Volunteer State JC)
15	Ryan Quaid	G	6-6	So.	Fort Collins, Colorado (Fossil Ridge HS)
21	Jerrod Walton	G	6-5	Jr.	Mequon, Wisconsin (Madison Area Tech. Coll.)
35	Carl White	G	6-6	So.	Chicago, Illinois (Foreman HS)



ROSTER BREAKDOWN

BY-CLASSIFICATION

Senior	4
Junior	5
Sophomore	3
Freshman.....	2

BY-STATE

Texas	5
Illinois.....	2
Wisconsin.....	2
Arizona	1
California.....	1
Colorado.....	1
Minnesota	1
Oklahoma.....	1



MAKE IT YOURS



Meet The Buffs

The Coaches

2015-16 Review

The Record Book

AllTime Results


WT History

The LSC

Covering The Buffs



6 LSC TOURNAMENT CHAMPIONSHIPS | 24 LONE STAR CONFERENCE TOURNAMENT APPEARANCES | 13 NCAA DIVISION II POSTSEASON APPEARANCES



1

DAVID CHAVLOVICH
 JUNIOR
 GUARD
 5-11
 ARLINGTON, TX

CAREER HIGHS
POINTS

33 vs. Harding (11/28/14)

REBOUNDS

9 - at UPR Bayamon (12/17/15)

ASSISTS

10 - New Mexico Highlands (11/21/15)

STEALS

3 - (4x), last vs. Cameron (3/3/16)

BLOCKS

1 - (7x), last vs. Cameron (3/3/16)



2016-17 (JUNIOR)

- Basketball Times Division II Preseason All-American
- Sporting News Division II Preseason All-American
- Division II Bulletin Super 16 Selection
- Lone Star Conference Preseason Player of the Year

2015-16 (SOPHOMORE)

Chavlovich, the 2016 Lone Star Conference Player of the Year, registered one of the single best seasons in WT Basketball history in 2015-16. He finished his sophomore campaign with 634 career points to rank second all-time in program history behind Damien Lolar's 650 points in 2006-07. The Arlington native set a new program single-season record in three-point field goals made (111) and three-point field goals attempted (287). The Arlington native joined the 1,000 Point Club back on February 10th with 25 points in a loss at then #25 Midwestern State. Chavlovich went 205-495 (41.4%) from the floor including 112-287 (39%) from deep and 112-147 (76.2%) from the free throw line to go along with 111 total rebounds (3.6/game), he led the LSC in minutes per game (32.8) while dishing out a team-high 95 assists to go along with four blocks and 27 steals on the season. Chavlovich was named a 1st Team All-LSC selection while picking up All-Region accolades by the D2CCA (1st Team) and the NABC (1st Team). Chavlovich became the third player in program history to be named a NABC All-American joining Damien Lolar (2007) and Robert Lee (2008).



2014-15 (FRESHMAN)

Chavlovich made an immediate on the court as a true freshman, not just within the team, but the league as he was named the Lone Star Conference Freshman of the Year in 2014-15. He led team in scoring and ranked second in the LSC with 16.5 points per game while leading the Buffs and ranking fourth in the LSC in 3FG% (.391, min. 20 attempts). He also led the team in FT% (.791), and led team and the LSC in minutes per game (32.8). He scored a career high 33 points on against Harding (Nov. 28). He finished the season ranking fourth in 3FG's made in a single season in the WT record book with 93 and second in 3FG attempts with 238. He also made his mark on the single-game WT record book as he ranks fifth in 3FG's made in a single game after making eight on against Mid-America Christian (Jan. 2). Chavlovich was named 2nd Team All-Lone Star Conference for his efforts on the court.

HIGH SCHOOL (ARLINGTON BOWIE HS)

Chavlovich came to Canyon following a standout prep career at Arlington Bowie High School (Texas) where he was named the District 3-5A Offensive Player of the Year as a senior, averaging 15 points per game for the Volunteers to lead the team to the Texas 5A Regional Finals to finish the season with a 27-6 overall record. Chavlovich was an All-Region selection while also being honored with an invitation to the Dallas County/ Tarrant County All-Star Game along with the Elements of a Champions All-Star Game.

PERSONAL

Born Sept. 14 ... Son of David and Stephanie Chavlovich ... Has two siblings, D'von and Deshawn.

CHAVLOVICH'S CAREER STATS

Year	GP-GS	MP-Avg.	FG-A	Pct.	3G-A	Pct.	FT-A	Pct.	Off-Def-Tot	Avg.	PF-D	A	TO	B	S	TP	Avg.
2015-16	31-31	1018-32.8	205-495	.414	112-287	.390	112-147	.762	28-83-111	3.6	69-0	95	80	4	27	634	20.5
2014-15	28-25	918-32.8	151-372	.406	93-238	.391	68-86	.791	19-77-96	3.4	54-2	93	59	3	30	463	16.5
CAREER	59-56	1936-32.8	356-867	.411	205-525	.390	180-233	.773	47-160-207	3.5	123-2	188	139	7	57	109718	18.6



Meet The Buffs

The Coaches

2015-16 Review

The Record Book

AllTime Results


WT History

The LSC

Covering The Buffs



6 LSC TOURNAMENT CHAMPIONSHIPS | 24 LONE STAR CONFERENCE TOURNAMENT APPEARANCES | 13 NCAA DIVISION II POSTSEASON APPEARANCES



2

ERIC GOLIGHTLY JR.
SENIOR
GUARD
6-1
CHICKASHA, OK

CAREER HIGHS
POINTS

19 - Wayland Baptist
(12/12/15)

REBOUNDS

9 - at Oklahoma
Panhandle St. (12/1/15)

ASSISTS

6 - Nova Southeastern
(11/27/15)

STEALS

4 - (3x), last, at Eastern
New Mexico (2/27/16)

BLOCKS

2 - at Oklahoma
Panhandle St. (12/1/15)



2015-16 (JUNIOR)

Golightly Jr. had a breakout junior campaign for the Buffs as the Chickasha native saw time in 31 contests with 16 starts as he averaged 21.4 minutes per game. He went 65-142 (45.8%) from the floor including 21-58 (36.2%) from behind the arc and 76-96 (79.2%) from the free throw line to go along with 99 total rebounds (3.2/game). Golightly Jr. dished out 50 assists to go along with five blocks and a team-leading 40 steals.

PREVIOUS SCHOOL (MURRAY STATE COLLEGE)

Golightly Jr. joined the Buffs following two standout seasons at Murray State College (Oklahoma) where he averaged 13.8 points per game as a sophomore in 2014-15 where he shot 53 percent from the floor while ranking in the Top-100 in NJCAA with a 42.3 field goal percentage from behind the arc for the Aggies under head coach Chris Megill.

HIGH SCHOOL (CHICKASHA HS)

He graduated from Chickasha High School (Oklahoma) in 2013. The talented guard registered an impressive prep career at CHS where he helped the Fighting Chicks to the Oklahoma 5A State Semifinals while averaging 22.8 points per game to pick up All-State accolades while being named the District 5 Player of the Year.

PERSONAL

Born April 30th. Golightly Jr. is the son of Eric and Melanie Golightly and he has three siblings, Dominique, Serenity and Christian.

GOLIGHTLY JR.'S CAREER STATS

Year	GP-GS	MP-Avg.	FG-A	Pct.	3G-A	Pct.	FT-A	Pct.	Off-Def-Tot	Avg.	PF-D	A	TO	B	S	TP	Avg.
2015-16	31-16	663-21.4	65-142	.458	21-58	.362	76-96	.792	23-76-99	3.2	62-2	50	39	5	40	227	7.3
CAREER	31-16	663-21.4	65-142	.458	21-58	.362	76-96	.792	23-76-99	3.2	62-2	50	39	5	40	227	7.3



2015-16 (SOPHOMORE)

Evans had a big sophomore campaign for the Buffs in 2015-16 as the Houston native saw time in 31 games with 15 starts as he averaged 19.3 minutes per game. He went 142-318 (44.7%) from the floor including 89-219 (40.6%) from long range and 60-70 (85.7%) from the charity stripe to go along with 138 total rebounds (4.5/game). Evans dished out 20 assists to go along with 10 blocks and 20 steals. He registered a career-high 30 points against then #10 Tarleton State (Jan. 23) as he went 7-8 from the floor, 6-6 from deep and a perfect 10-10 from the free throw line in a 78-61 victory. For his efforts on the court, Evans was named an Honorable Mention All-Lone Star Conference selection.

2014-15 (REDSHIRT SOPHOMORE)

Evans redshirted for the Buffs during the 2014-15 season.

PREVIOUS SCHOOL (NORTHERN OKLAHOMA-ENID)

Evans came to West Texas A&M from Northern Oklahoma College where he was coached by Greg Shamburg. The Jets finished the 2013-14 campaign with an overall record of 21-7 as they advanced to the NJCAA Region II Tournament as coach Shamburg was named the Region's Coach of the Year.

HIGH SCHOOL (THE VILLAGE SCHOOL)


Graduated from The Village School in Houston, Texas in 2013. Evans led the Vikings to a 23-5 team record his senior season while averaging 17 points and five rebounds per game.

PERSONAL

Born November 25th. Evans is the son of James and Jessica Evans and he has one sibling, Jade.

EVANS' CAREER STATS

Year	GP-GS	MP-Avg.	FG-A	Pct.	3G-A	Pct.	FT-A	Pct.	Off-Def-Tot	Avg.	PF-D	A	TO	B	S	TP	Avg.
2015-16	31-15	599-19.3	142-318	.447	89-219	.406	60-70	.857	38-100-138	4.5	94-4	20	37	10	20	433	14.0
CAREER	31-15	599-19.3	142-318	.447	89-219	.406	60-70	.857	38-100-138	4.5	94-4	20	37	10	20	433	14.0



3

JORDAN EVANS
 JUNIOR
 GUARD
 6-5
 HOUSTON, TX

CAREER HIGHS

POINTS

30 - Tarleton State (1/23/16)

REBOUNDS

10 - at Oklahoma Panhandle St. (12/1/15)

ASSISTS

2 - (4x), last, Cameron (3/3/16)

STEALS

4 - at UPR Bayamon (12/17/15)

BLOCKS

2 - (2x), last, Texas A&M-Commerce (2/17/16)

Meet The Buffs

The Coaches

2015-16 Review

The Record Book

AllTime Results

WT History


The LSC

Covering The Buffs





6 LSC TOURNAMENT CHAMPIONSHIPS | 24 LONE STAR CONFERENCE TOURNAMENT APPEARANCES | 13 NCAA DIVISION II POSTSEASON APPEARANCES



10

ERIC MOSLEY
SOPHOMORE
GUARD
6-5
GILBERT, AZ

CAREER HIGHS

POINTS

12 - Hillsdale Baptist
(1/3/15)

REBOUNDS

5 - Hillsdale Baptist
(1/3/15)

ASSISTS

2 - Eastern New Mexico
(2/28/15)

STEALS

1 - (5x), last, Texas A&M-Kingsville (2/7/15)

BLOCKS

1 - (3x), last, Texas A&M-Kingsville (2/7/15)



2015-16 (REDSHIRT)

Mosley redshirted for the Buffs during the 2015-16 campaign.

2014-15 (FRESHMAN)

As a freshman in 2014-15, Mosley saw action in 26 of the Buffs' 29 games, playing 122 minutes on the hardwood. The Arizona product shot .391 from the field. He scored a career-high 12 points in Canyon during a win over Hillsdale Baptist (Jan. 3).

HIGH SCHOOL (GILBERT HS)

Mosley came to West Texas A&M following a prep career at Gilbert High School in Gilbert, Arizona. He averaged 6.3 points and 4.8 rebounds per game as a senior for the Tigers under head coach Jay Caserio, leading the team to an overall record of 21-7 with an appearance in the State Quarterfinals.

PERSONAL

Born August 27th. Mosley is the son of Gary Mosley and Laura Williams and he has four siblings: Chandler, Rich, Danielle and Ashley.

MOSLEY'S CAREER STATS

Year	GP-GS	MP-Avg.	FG-A	Pct.	3G-A	Pct.	FT-A	Pct.	Off-Def-Tot	Avg.	PF-D	A	TO	B	S	TP	Avg.
2014-15	26-0	122-4.7	9-23	.391	3-13	.231	5-12	.417	7-15-22	0.8	26-0	2	5	3	5	26	1.0
CAREER	26-0	122-4.7	9-23	.391	3-13	.231	5-12	.417	7-15-22	0.8	26-0	2	5	3	5	26	1.0



Meet The Buffs

The Coaches

2015-16 Review


The Record Book

AllTime Results

WT History

The LSC

Covering The Buffs



2015-16 (SOPHOMORE)

Gove had a breakout sophomore campaign for the Buffs in 2015-16, seeing time in all 31 contests with 18 starts on the season as he averaged 25.1 minutes per game. The Minnesota native went 32-101 (31.7%) from the floor including 23-73 (31.5%) from behind the arc and 22-30 (73.3%) from the free throw line to go along with 82 total rebounds (2.6/game). Gove dished out 77 assists on the season to rank second on the team to go along with 28 steals and a block.

2014-15 (FRESHMAN)

Gove saw time in all 29 games as a true freshman for the Buffs in 2014-15. He averaged 2.3 ppg and 17.7 minutes per game and tallied 42 rebounds, 34 assists, and 18 steals on the season. He scored a season high 10 points in a win at Nova Southeastern (Dec. 18).

HIGH SCHOOL (WACONIA HS)

Gove joined the Buffs following a standout prep career at Waconia High School (Minnesota) where he was coached by legendary head coach Patrick Hayes III. He was an all-conference selection his senior season where he averaged 12 points and five assists per game, leading his team to a 19-7 record. Gove was also a four-year letterwinner in football and baseball.

PERSONAL

Born March, 15th. Gove is the son of George and Molly Gove and he has as two siblings, Charlie and Ellie.

GOVE'S CAREER STATS

Year	GP-GS	MP-Avg.	FG-A	Pct.	3G-A	Pct.	FT-A	Pct.	Off-Def-Tot	Avg.	PF-D	A	TO	B	S	TP	Avg.
2015-16	31-18	778-25.1	32-101	.317	23-73	.315	22-30	.733	12-70-82	2.6	60-0	77	55	1	28	109	3.5
2014-15	29-0	514-17.7	20-82	.244	16-60	.267	11-18	.611	10-32-42	1.4	44-0	34	24	0	18	67	2.3
CAREER	60-0	547-9.1	38-76	.500	13-30	.433	32-56	.571	36-56-92	1.5	91-0	29	43	2	23	121	2.0

11
TOMMY
GOVE
 JUNIOR
 GUARD
 5-11
 WACONIA, MN

CAREER HIGHS
POINTS

11 - Southwestern Christian (1/26/16)

REBOUNDS

6 - vs. UPR-Rio Piedras (12/15/15)

ASSISTS

6 - Wayland Baptist (12/12/15)

STEALS

4 - (2x), last, Eastern New Mexico (1/30/16)


BLOCKS

1 - Wayland Baptist (12/12/15)





6 LSC TOURNAMENT CHAMPIONSHIPS | 24 LONE STAR CONFERENCE TOURNAMENT APPEARANCES | 13 NCAA DIVISION II POSTSEASON APPEARANCES



14

JOSEPH PRINCE

SENIOR
GUARD
5-10
PALMDALE, CA

CAREER HIGHS

POINTS

16 - at Cameron (1/10/16)

REBOUNDS

6 - at Cameron (1/10/16)

ASSISTS

5 - (3x), last, Cameron (12/31/15)

STEALS

5 - vs. New Mexico Highlands (11/14/15)

BLOCKS

1 - (3x), last, Eastern New Mexico (11/14/15)

2015-16 (JUNIOR)

Prince had a great first season in Maroon & White as a junior in 2015-16, seeing time in 28 contests for the Buffs as he averaged 15.9 minutes per game. The California native went 65-186 (34.9%) from the floor including 22-85 (25.9%) from behind the arc and 26-38 (68.4%) from the charity stripe to go along with 54 total rebounds (1.9/game). Prince dished out 40 assists on the season to go along with three blocks and 13 steals. He made an immediate impact as the junior scored a team-high 20 points in an exhibition game against Texas Tech (Nov. 9) in Lubbock in his first game as a Buffs, going 7-13 from the floor including 4-8 from deep.

PREVIOUS SCHOOLS (VOLUNTEER STATE/ANTELOPE VALLEY)

While at Volunteer State JC in 2014-15, Prince averaged 9.4 points, 3.9 assists, 1.1 steals, and 2.4 rebounds per game while shooting .411 from the field, and an impressive .373 from beyond the arc. Prior to that, Prince spent a year at Antelope Valley College in Lancaster, Calif.

HIGH SCHOOL (HIGHLAND HS)

Prince graduated from Highland High School in Palmdale, Calif. There he earned High School League Player of the Year honors and averaged 23 PPG his senior season.

PERSONAL

Born December 4th. Prince is the son of Daniel Prince and Bernice Atkinson and he has two siblings, Kingston and Kennedy.

PRINCE'S CAREER STATS

Year	GP-GS	MP-Avg.	FG-A	Pct.	3G-A	Pct.	FT-A	Pct.	Off-Def-Tot	Avg.	PF-D	A	TO	B	S	TP	Avg.
2015-16	28-0	445-15.9	65-186	.349	22-85	.259	26-38	.684	9-45-54	1.9	43-0	40	22	3	13	178	6.4
CAREER	28-0	445-15.9	65-186	.349	22-85	.259	26-38	.684	9-45-54	1.9	43-0	40	22	3	13	178	6.4



Meet The Buffs

The Coaches

2015-16 Review

The Record Book

AllTime Results

WT History

The LSC

Covering The Buffs



15

**RYAN
QUAID**

SOPHOMORE
GUARD

6-6
FORT COLLINS, CO

CAREER HIGHS
POINTS

13 - at Oklahoma
Panhandle St. (12/1/15)

REBOUNDS

11 - (2x), last, Cameron
(12/31/15)

ASSISTS

4 - Southwestern Christian
(1/26/16)

STEALS

1 - (4x), last, Eastern New
Mexico (1/30/16)

BLOCKS

3 - Wayland Baptist
(12/12/15)



2015-16 (FRESHMAN)

Quaid had a breakout true freshman campaign for the Buffs in 2015-16, seeing time in all 31 contests with 16 starts as he averaged 19.6 minutes per game. The Colorado native went 90-174 (51.7%) from the floor including 5-21 (23.8%) from behind the arc and 75-113 (66.4%) from the free throw line to go along with 133 total rebounds (4.3/game). He dished out 33 assists on the season to go along with 21 blocks which ranked second on the team while registering four steals.

HIGH SCHOOL (FOSSIL RIDGE HS)

Quaid came to Canyon by way of Fossil Ridge High School in Fort Collins, Colo. Under head coach Matt Johannsen. As a senior, he was named the Front Range League (FRL) Player of the Year as he averaged 18 point per game while breaking a school record for rebounds in a single game (22) and in a season (284). Following his senior campaign, he was chose to play in "The Show", a Colorado All-Star Game hosted by the Denver Nuggets. As a junior, Quaid led his high school squad to a 27-1 overall record and runner-up finish in the Colorado State Boys Basketball Tournament, ranking as high as 14th nationally in the MaxPreps Freeman Rankings. Quaid also played club ball for Billups Elite 17U and is coached by Elton Davis.

PERSONAL

Born July 14th. Quaid is the son of Rob and Laura Quaid and he has two siblings, Alec and Julia.

QUAID'S CAREER STATS

Year	GP-GS	MP-Avg.	FG-A	Pct.	3G-A	Pct.	FT-A	Pct.	Off-Def-Tot	Avg.	PF-D	A	TO	B	S	TP	Avg.
2015-16	31-16	607-19.6	90-174	.517	5-21	.238	75-113	.664	57-76-133	4.3	88-5	33	41	21	4	260	8.4
CAREER	31-16	607-19.6	90-174	.517	5-21	.238	75-113	.664	57-76-133	4.3	88-5	33	41	21	4	260	8.4



6 LSC TOURNAMENT CHAMPIONSHIPS | 24 LONE STAR CONFERENCE TOURNAMENT APPEARANCES | 13 NCAA DIVISION II POSTSEASON APPEARANCES



2015-16 (SOPHOMORE)

20

RYLAN GERBER

JUNIOR
GUARD
6-3
DUMAS, TX

Gerber had a great sophomore campaign for WT in 2015-16, seeing time in all 31 contests with 21 starts for the Buffs as he averaged 13.3 minutes per game. The Dumas product went 22-64 (34.4%) from the floor including 17-53 (32.1%) from behind the arc and 7-8 (87.5%) from the charity stripe for the Buffs to go along with 62 total rebounds (2.0/game). Gerber dished out 26 assists on the season to go along with four blocks and 12 steals.

2014-15 (FRESHMAN)

As a redshirt freshman in 2014-15, Gerber saw time in 28 contests for the Buffs. He averaged 1.6 points and 7.4 minutes per game. Gerber scored a season-high 11 points in a win over Harding (Nov. 28) during the Pak-A-Sak WT Thanksgiving Classic.

2013-14 (REDSHIRT FRESHMAN)

Gerber redshirted for the Buffs during the 2013-14 season.

HIGH SCHOOL (DUMAS HS)

Gerber graduated from nearby Dumas HS (Texas) in 2013 where he played guard for the Demons under head coach Marcus Klingsick. The sharp shooting guard averaged over 13 points and six rebounds per contest as he was named 2nd Team All-District 3-4A three different times. Gerber also excelled in the classroom, picking up Amarillo Globe News Scholar Athlete of the Year accolades while ranking sixth in his graduating class.

PERSONAL

Born May 3rd. Gerber is the son of Chris and Kelly Gerber and he has one sibling, Reghan.

CAREER HIGHS

POINTS

15 - Emporia State
(11/28/15)

REBOUNDS

8 - (2x), last, Wayland Baptist (12/12/15)

ASSISTS

4 - Emporia State
(11/28/15)

STEALS

3 - (2x), last, Mid-America Christian (12/8/15)

BLOCKS

1 - (3x), last, Texas A&M-Commerce (2/17/16)

GERBER'S CAREER STATS

Year	GP-GS	MP-Avg.	FG-A	Pct.	3G-A	Pct.	FT-A	Pct.	Off-Def-Tot	Avg.	PF-D	A	TO	B	S	TP	Avg.
2015-16	31-21	413-13.3	22-64	.344	17-53	.321	7-8	.875	20-42-62	2.0	42-0	26	21	4	12	68	2.2
2014-15	28-0	206-7.4	14-40	.350	14-38	.368	3-4	.750	5-13-18	0.6	29-0	7	5	0	7	45	1.6
CAREER	59-21	619-10.5	36-104	.346	31-91	.341	10-12	.833	25-55-80	1.4	71-0	33	26	4	19	113	1.9



Meet The Buffs

The Coaches

2015-16 Review


The Record Book

AllTime Results

WT History

The LSC

Covering The Buffs



2015-16 (SOPHOMORE)

Walton registered a sophomore campaign for the Buffs in 2015-16, seeing time in 27 contests with seven starts on the season as he averaged 24.2 minutes per game. Walton went 80-181 (44.2%) from the floor including 8-27 (29.6%) from behind the arc and 93-143 (65%) from the charity stripe to go along with 146 total rebounds (5.4/game). The Wisconsin native dished out 69 assists on the season to rank third on the team while leading the Buffs with 29 blocks to go along with 28 steals.

PREVIOUS SCHOOL (MADISON AREA TECHNICAL COLLEGE)

Walton was no stranger to athletic honors in his first year at Madison Area Technical College. Walton was named a first-team North Central Community College Conference (N4C) member and a first-team NJCAA Region IV all-region athlete in his freshman season. He also picked up all-region tournament honors after helping the Wolfpack win 20 games en route to a successful and deep run into the national tournament. Walton averaged 16 points, 7.3 rebounds, 2.5 assists, 1.5 steals, and 1.5 blocks per game during his freshman campaign at MATC. He also shot 45% from the field and 31% from the perimeter.

HIGH SCHOOL (MEQUON HOMESTEAD HS)

Walton graduated from Mequon Homestead High School where he played volleyball as well. There he earned honorable mention all-conference accolades and earned a spot on the WBCA All-Star team.

PERSONAL

Born April 29th, Walton is the son of Fred and Danielle Maxson and he has two siblings, Brandon and Amya.

WALTON'S CAREER STATS

Year	GP-GS	MP-Avg.	FG-A	Pct.	3G-A	Pct.	FT-A	Pct.	Off-Def-Tot	Avg.	PF-D	A	TO	B	S	TP	Avg.
2015-16	27-7	654-24.2	80-181	.442	8-27	.296	93-143	.650	45-101-146	5.4	61-1	69	55	29	23	261	9.7
CAREER	27-7	654-24.2	80-181	.442	8-27	.296	93-143	.650	45-101-146	5.4	61-1	69	55	29	23	261	9.7

21
JERROD
WALTON
 JUNIOR
 GUARD
 6-5
 MEQUON, WI

CAREER HIGHS
POINTS

27 - Angelo State (2/3/16)

REBOUNDS

10 - Lubbock Christian (11/19/15)

ASSISTS

7 - (2x), last, Tarleton State (1/23/16)

STEALS


3 - (2x), last, at Texas A&M-Kingsville (2/6/16)

BLOCKS

5 - Wayland Baptist (12/12/15)



6 LSC TOURNAMENT CHAMPIONSHIPS | 24 LONE STAR CONFERENCE TOURNAMENT APPEARANCES | 13 NCAA DIVISION II POSTSEASON APPEARANCES



35

CARL WHITE
 SOPHOMORE
 GUARD
 6-6
 CHICAGO, IL

CAREER HIGHS

POINTS
 14 - (3x), last vs. Tarleton State (2/18/15)

REBOUNDS
 12 vs. Lubbock Christian (12/3/14)

ASSISTS
 4 - (3x), last at A&M-Commerce (2/21/15)

STEALS
 4 vs. St. Gregory's (12/13/14)

BLOCKS
 3 - (5x), last vs Langston (1/27/15)



2015-16 (REDSHIRT FRESHMAN)

White redshirted for the Buffs during the 2015-16 campaign.

2014-15 (FRESHMAN)

White made an immediate impact for the Buffs during his true freshman campaign by starting 27 games and appearing in 28. He averaged 8.1 ppg and 5.3 rebounds, seeing 642 minutes on the hardwood (22.9 per game). White went 80-165 (.485) from the floor and 25-64 (.391) from beyond the arc. He led the team and ranked third in the LSC in blocks per game at 1.3 (37 total) while totaling 149 rebounds, 116 on the defensive end, 42 assists, and 32 steals.

HIGH SCHOOL (FOREMAN HS)

White came to Canyon in the Fall of 2014 from Foreman High School in Chicago, Illinois where he was a 3rd Team All-Public League CPS selection while also garnering Honorable Mention All-State accolades as a senior for the Hornets under head coach Terry Head. White averaged 15 points, 11 rebounds, five blocks and two steals while at FHS, registering five triple-doubles in a single season.

PERSONAL

Born June 28th. White is the son of Carl White and Tiffany Ingram and he has three siblings: Tyron, Carl, and Curtis.

WHITE'S CAREER STATS

Year	GP-GS	MP-Avg.	FG-A	Pct.	3G-A	Pct.	FT-A	Pct.	Off-Def-Tot	Avg.	PF-D	A	TO	B	S	TP Avg.
2014-15	28-27	642-22.9	80-165	.485	25-64	.391	43-73	.589	33-116-149	5.3	113-11	42	41	37	32	228 8.1
CAREER	28-27	642-22.9	80-165	.485	25-64	.391	43-73	.589	33-116-149	5.3	113-11	42	41	37	32	228 8.1



Meet The Buffs

The Coaches

2015-16 Review

The Record Book

AllTime Results

WT History

The LSC

Covering The Buffs



2015-16 (JUNIOR)

Brockman had a great junior campaign for the Buffs in 2015-16 as the Amarillo product saw time in all 31 contests as he averaged 8.3 minutes per game. He went 17-36 (47.2%) from the field including 5-13 (38.5%) from behind the arc and 14-22 (63.6%) from to charity stripe to go along with 42 total rebounds (1.4/game). Brockman dished out 24 assists on the season to go along with one block and nine steals. He scored a career high 10 points at Texas A&M-Commerce (Jan. 20) as he went a perfect 4-4 from the floor including 2-2 from long range.

2014-15 (SOPHOMORE)

The local product saw time in all 29 games for the Buffs during his first season, playing 291 minutes (10.0 per game). Brockman shot 52.5% from the floor and 47.1% from the perimeter. He totaled 50 rebounds and 14 steals. The Amarillo High grad scored a season-high nine points in a home win over Hillsdale Baptist (Jan. 3).

HIGH SCHOOL (AMARILLO HS)

Brockman graduated from nearby Amarillo High School in 2012. Played for the Sandies under head coach Jason Pillion and led the team to a 25-4 record his senior season.

PERSONAL

Born March 8th. Brockman is the son of Paul and Jody Brockman and he has two siblings, Jackie and Jake.

BROCKMAN'S CAREER STATS

Year	GP-GS	MP-Avg.	FG-A	Pct.	3G-A	Pct.	FT-A	Pct.	Off-Def-Tot	Avg.	PF-D	A	TO	B	S	TP	Avg.
2015-16	31-0	256-8.3	17-36	.472	5-13	.385	14-22	.636	11-31-42	1.4	47-0	24	27	1	9	53	1.7
2014-15	29-0	291-10.0	21-40	.525	8-17	.471	18-34	.529	25-25-50	1.7	44-0	5	16	1	14	68	2.3
CAREER	60-0	547-9.1	38-76	.500	13-30	.433	32-56	.571	36-56-92	1.5	91-0	29	43	2	23	121	2.0


40
GARRETT
BROCKMAN
 SENIOR
 GUARD
 6-2
 AMARILLO, TX

CAREER HIGHS

- POINTS**
10 - at Texas A&M-Commerce (1/20/16)
- REBOUNDS**
9 - Hillsdale Baptist (1/3/15)
- ASSISTS**
3 - Nova Southeastern (11/27/15)
- STEALS**
2 - (3x), last, vs. UPR-Humacao (12/18/15)
- BLOCKS**
1 - (2x), last, vs. Cameron (3/3/16)



6 LSC TOURNAMENT CHAMPIONSHIPS | 24 LONE STAR CONFERENCE TOURNAMENT APPEARANCES | 13 NCAA DIVISION II POSTSEASON APPEARANCES



HIGH SCHOOL (THORNWOOD HS)

Evans comes to Canyon following a standout prep career at Thornwood High School (Illinois) he played for Coach Paul Slavich. As a senior he averaged 15 points, five rebounds and three assists per game in the Southwest Suburban Conference. His strong performance this past year saw him earn All-Conference honors in one of the strongest conferences in the State of Illinois.

PERSONAL

Born May 6th. Evans is the son of Leslie Wilson and Adina Evans and he has six siblings: Lakief, Shown, Daylen, Darius, Tashara and Taliyah.


0
DREW
EVANS
 FRESHMAN
 GUARD
 6-3
 CHICAGO, IL

HIGH SCHOOL (CYPRESS RIDGS HS)


Collins joins the Buffs following a standout prep career at Cypress Ridge High School (Texas) where he played for the Rams under head coach Gary Thiebaud. He averaged 21.4 points per contest as a senior for the Rams while dishing out 2.3 assists per contest and grabbing 5.3 rebounds per game.

PERSONAL

Born December 22nd. Collins is the son of Joe and Sharhonda Collins.



5
JORDAN
COLLINS
 FRESHMAN
 GUARD
 6-0
 HOUSTON, TX



PREVIOUS SCHOOL (WINONA STATE)

O'Laughlin spent three seasons at Winona State (Minnesota) where he played for Coach Brown and Coach Gove at WSU when Winona was a National Power, his last season of competition at WSU he helped lead the Warriors to a 23-5 record before an injury kept him out of the last six games of the season. WSU finished that season going 3-3 without Skyler in the lineup and lost in the first round of the NCAA Tournament.

HIGH SCHOOL (ELKHORN AREA HS)

O'Laughlin, originally from Fort Hood, Texas, graduated from Elkhorn Area High School in Elkhorn, Wisconsin.

PERSONAL

Born December 31st. O'Laughlin is the son of Steven and Sigrid O'Laughlin.

24

**SKYLER
O'LAUGHLIN**

SENIOR
CENTER
6-11
ELKHORN, WI



Meet The Buffs

The Coaches

2015-16 Review

The Record Book

All-Time Results

WT History

The LSC

Covering The Buffs



HEAD COACH

THIRD SEASON WINONA STATE '93

Tom Brown was hired on April 16, 2014, as the 17th head coach in WT men's basketball history.

In just two short years Brown has turned around the West Texas A&M University Basketball Program. Brown led the team to its first 20+ win season since 2010-11. The Buffs were picked to finish 5th in the LSC this past season. However, the Buffs would prove the voters wrong and finish in 2nd place in the LSC with an overall record of 21-10. The 2nd place finish is the highest since the conference was split North/South. Under Brown's direction the team had some very strong individual performances. WT sophomore guard David Chavlovich led the way. For his outstanding play David was named an NABC All-American, the Lone Star Conference Player of the Year and 1st Team All-LSC selection. Sophomore Jordan Evans (playing in his first season) received honorable mention All-LSC acclaim. The Buffs again were dominate in the classroom as the team GPA exceeded a 3.0 for the year.

2015-16 the Buffs set a new record in the classroom. The team recorded the highest GPA for Men's Basketball in a season.

Coach Brown inherited a WT team that won two games in the LSC and 10 games overall in 2013-14. Brown had to start from scratch in late April, the team had three seniors and one walkon redshirt freshman. Just three student-athletes saw playing time from the previous year and the team was picked to finish last in the Lone Star Conference Preseason Poll. However, under Brown West Texas A&M University finished the season 5th in the LSC and posted a 17-12 overall record. The Buffs made the LSC Tournament as the fifth seed. There were some individual accolades as well, all three of the returning seniors improved on their scoring average from the previous season. Miles Gatewood would double his scoring average from the previous year. Miles was recognized as an Honorable Mention Player in the LSC. Tez Dumars surpassed Maurice Cheeks in WT All-Time scoring and finished his career ranked 4th All-Time in scoring at WT. Antjuan Ball was honored on the LSC All-Defensive team. David Chavlovich was the squads leading scorer, 2nd Team All-Conference Performer and the Freshman of the Year in the LSC as he averaged 16.5 points per contest to go along with 93 assists and 30 steals.

In 2014-15, the Buffs set a new record in the classroom. The team recorded the highest GPA for Men's Basketball in a season.

Tom was the driving force as the Associate Head Coach and head recruiter in the most successful Division II men's basketball program in recent history at Winona

State University. The Warriors won the NCAA Division II National Championship in 2006 and 2008 and finished as the National Finalist in 2007. During that span, Winona State posted an unprecedented 105-6 record. WT Assistant Coach Quincy Henderson played for Coach Brown from 2005-2008. Quincy's record as a collegiate player at WSU was 105-6.

Named Division II Bulletin's 'Program of the Decade' for 2000-2009, WSU set a NCAA Division II record with 57 consecutive wins, a run that began on Jan. 13, 2006, and didn't end until the national title game on Mar. 24, 2007. The 2007-08 Warrior squad won a NCAA record 38 games.

An excellent recruiter and teacher, Brown recruited and developed some of the best players in the nation with three National Player of the Year recipients, along with seven first team All-America honorees. 11 players total have earned All-America status including WT Sophomore David Chavlovich. Brown has coached five NSIC Most Valuable Players, seven NSIC Defensive Players of the Year and two Elite Eight Most Valuable Players.

Brown is doing it again at WT as David Chavlovich has earned both Freshman of the Year and Player of the Year in the best Division II Conference in the Nation, the Lone Star Conference.

Brown attended and played basketball (1988-1992) and baseball (1991) at Winona State University. He finished his Warrior career ranked fifth in program history in scoring, second in assists and first in steals. He earned his bachelor's degree in 1993 in physical education and completed his master's degree in education in 1998.

He and his wife Dr. Trisha Brown are the proud parents of three children, TJ, Zach and Ella. Dr. Brown is currently an Assistant Professor in the Sports and Exercise Science Department as West Texas A&M.



BROWN'S COACHING FILE

EDUCATION

B.S. Winona State University - Physical Education, 1993
M.S. Winona State University - Education, 1998

COACHING CAREER ACCOLADES

2-Time NCAA D-II National Champion
NCAA D-II National Finalist
6-Time Northern Sun Intercollegiate Athletic Association (NSIC) Champion
5-Time NCIS Tournament Champion
4-Time NCAA D-II Regional Champion

COLLEGIATE HEAD COACHING RECORD

Year	School	Record
2015-16	West Texas A&M	21-10
2014-15	West Texas A&M	17-12
Totals	At WT (3rd Season)	38-22 (.633)
	Overall (3rd Season)	38-22 (.633)



WTAMU COACHING RECORDS AT A GLANCE

NAME	FROM	YEARS	RECORD	WIN %
1. Wayne McCorkle	1920-1921	1	8-2	80.0%
2. Sam Burton	1921-1933	12	203-39	83.9%
3. Carl York	1933-1934	1	7-12	36.8%
4. Al Baggett	1934-1942	7	174-54	76.3%
5. Gus Miller	1942-1957	14	197-137	58.9%
6. Borden Price	1957-1959	2	9-30	23.1%
7. Metz LaFollette	1959-1963	4	29-61	32.2%
8. Jimmy Viramontes	1963-1967	4	38-53	41.8%
9. Dennis Walling	1967-1973	6	82-66	55.4%
10. Ron Ekker	1973-1978	5	65-70	48.1%
11. Ken Edwards	1978-1984	6	68-97	41.2%
12. Gary Moss	1984-1987	3	47-40	54.0%
13. Mark Adams	1987-1992	5	118-38	75.6%
14. Jeff Morgan	1992-1993	1	17-10	63.0%
15. Rick Cooper	1993-2013	21	391-194	66.0%
16. Vinay Patel	2013-2014	1	6-14	30.0%
17. Tom Brown	2014-present	2	38-22	63.3%

BEST WINNING % (MIN. 20 GAMES)

1. Sam Burton, 1921-1933	83.9%
2. Mark Adams, 1987-1992	75.6%
3. Al Baggett, 1934-1942	76.3%
4. Rick Cooper, 1993-2013	66.0%
5. Tom Brown, 2014-Present	63.3%

CONSECUTIVE NON-LOSING SEASONS

1. Rick Cooper, 1993-2013	20
2. Sam Burton, 1921-1933	12
3. Al Baggett, 1937-1942	5
Mark Adams, 1987-1993	5
5. Gus Miller, 1942-1947*	4
Gus Miller, 1948-1952	4
Dennis Walling, 1968-1972	4
8. Tom Brown, 2014-Present	2

* Team Did Not Play 1943-44 Season



Meet The Buffs

The Coaches

2015-16 Review

The Record Book

AllTime Results

WT History

The LSC

Covering The Buffs



CHRIS GOVE

Associate Head Coach

Chris Gove is now in his third season as the Associate Head Men's Basketball Coach at West Texas A&M. Gove came to Canyon after spending 16 seasons at DII powerhouse Winona State.

Gove helped coach the Warriors to the NCAA Division II National Championship in 2006 and 2008, while also playing for the title in 2007. Winona State set a NCAA

Division II record with 57 consecutive wins. The 2007-08 Warrior squad won 38 games, an all-division NCAA record and WSU posted a 105-6 combined record during the 2005-06 through 2007-08 seasons. Winona's consistent success allowed the Warriors to be named Division II Bulletin's 'Program of the Decade' for the first decade of the 21st century.

Winona State won at least 20 games in each of the last nine seasons and the team advanced to the NCAA Tournament nine times in Gove's 16 years on the bench, including a streak of seven straight appearances from 2005-11. WSU registered an overall record of 342-131 during his 16 seasons, an astounding winning percentage of .723.

Four times Gove helped coach the Warriors to the NCAA Regional Title, including most recently in 2013. Winona State was a perfect 4-0 in regional title games with Gove on the bench, also winning regional championships in 2006, 2007 and 2008.

Gove played basketball at Winona State for two seasons while also playing baseball for the Warriors, he started at first base on the WSU's 1992 NAIA third place team and he was an All-American during in 1994. Gove holds degrees in Business Administration and Physical Education from Winona State and he earned a Master of Science degree from WSU in 2004.

Gove and his wife Katie are the proud parents of two daughters, Sydney and Jordyn.



CHRIS DANE

Head Athletic Trainer

Now in his ninth season with the WTAMU Athletic Training staff, Chris Dane's enters his third season at WT's Head Athletic Trainer.

Dane earned his bachelor of science degree in Sports & Exercise Science from WTAMU in 2003. While attending WTAMU, he worked with all sports while serving as a student trainer. Dane received his masters of education in 2006 from Texas

State University. While at the San Marcos, Texas, institution, he was a Graduate Assistant AT, responsible for the women's volleyball and women's tennis programs.

Prior to returning to WTAMU, Dane spent two years as an Assistant Athletic Trainer at Stephen F. Austin, working with the baseball and men's basketball programs.



QUINCY HENDERSON

Assistant Coach

Quincy Henderson is now in his third season with the Buffs.

Henderson came to Canyon following a two year coaching stint at Illinois Wesleyan under head coach Ron Rose, leading the team to a 27-5 overall record with an appearance in the NCAA Division III National Semifinals. The Titans went an impressive 50-11 during Henderson's

two seasons in Bloomington with a pair of NCAA Postseason appearances.

Henderson attended and played at Division I Creighton for two seasons before transferring to Winona State where he played under Brown and Gove, the Warriors claimed the NCAA DII National Championship in 2006 and 2008 while also playing for the title in 2007.

The 2007-08 Warrior squad won 38 games, setting an all-division NCAA record as WSU posted a 105-6 combined record during the 2005-06 through 2007-08 seasons. Henderson picked up 2nd Team Northern Sun Intercollegiate Conference honors in 2007 and 2008 while being named the NSIC Newcomer of the Year in 2006.

Following his collegiate career, Henderson played professionally for the Kilsyth Cobras of the Australian-State League. He earned his bachelor's degree in Business Administration from Winona State in 2007 and his master's in Sports Management from Illinois State in 2014. Henderson is from Madison, Wisconsin and attended LaFollette High School.



DAN KRATZ

Assistant Coach

Dan Kratz joined the West Texas A&M men's basketball program as an Assistant Coach in August of 2014. Previously, he was the Head Freshman Boys' Basketball Coach at Waukesha West High School in Waukesha, Wisconsin as well as the Varsity Assistant Coach for one year. He played for Coach Tom Brown at Winona State from 2008-2010 before transferring to Carroll University.

At Carroll in 2011-2012, Kratz helped lead the Pioneers to a conference tournament championship. His team was the first ever fourth to win the Midwest Conference Tournament. That year, they made it to the Round of 32 in the NCAA Division III Tournament.

During the '12-'13 season at Carroll, Kratz' team recorded the seconded-highest win total ever at the school, going 18-7 and advancing to the conference tournament championship.

Kratz earned his bachelor's degree in Psychology from Carroll University in 2013 and is currently pursuing his Master's in Psychology from West Texas A&M while also working in Advising Services on campus.



MATT SEGURA

Assistant Strength & Conditioning

Matt Segura, now in his third season at WT, came to Canyon from the University of Michigan where he was a graduate Strength & Conditioning Coach from June 2012 to August 2014.

He graduated with his Master's degree in Exercise Physiology from Eastern Michigan University in 2014. Before Michigan, Segura was the head strength and conditioning

coach at Butte Junior College from August 2009 to December 2011. Segura earned his bachelor's degree in exercise physiology with a minor in nutrition from Chico State in 2009.

The Santa Maria, Calif., native, has numerous certifications including RSCC, CSCS, CPR/AED, as well as being certified as a weightlifting coach (USAW-1) and a track and field coach (USATF-1).



6 LSC TOURNAMENT CHAMPIONSHIPS | 24 LONE STAR CONFERENCE TOURNAMENT APPEARANCES | 13 NCAA DIVISION II POSTSEASON APPEARANCES

RECORD:	OVERALL	HOME	AWAY	NEUTRAL
ALL GAMES	21-10	14-3	5-5	2-2
CONFERENCE	9-5	5-2	4-3	0-0
NON-CONFERENCE	12-5	9-1	1-2	2-2

Date	Opponent	Score	Att.	High Points	High Rebounds
11/13/15	at Fort Lewis College	81-91 L	1523	(21)CHAVLOVICH, David	(11)QUAID, Ryan
11/14/15	vs New Mexico Highlands	W 89-74		(21)CHAVLOVICH, David	(9)WALTON, Jerrod
11/19/15	LUBBOCK CHRISTIAN	64-74 L	1379	(14)EVANS, Jordan	(10)WALTON, Jerrod
11/21/15	NEW MEXICO HIGHLANDS	W 105-92	897	(24)EVANS, Jordan	(7)WALTON, Jerrod
11/24/15	UNIV. SCIENCE & ARTS	W 93-58	437	(29)CHAVLOVICH, David	(8)EVANS, Jordan
11/27/15	NOVA SOUTHEASTERN	W 90-61	379	(24)EVANS, Jordan	(7)EVANS, Jordan
11/28/15	EMPORIA STATE	W 84-68	517	(18)CHAVLOVICH, David	(7)BONNER, Jeff
12-01-15	at Oklahoma Panhandle St.	W 87-77	200	(31)CHAVLOVICH, David	(10)EVANS, Jordan
12/3/15	at Lubbock Christian	75-93 L	397	(21)CHAVLOVICH, David	(7)BONNER, Jeff
12/08/15	MID-AMERICA CHRISTIAN	W 81-76	575	(21)EVANS, Jordan	(8)GERBER, Rylan
				(21)CHAVLOVICH, David	
12/12/15	WAYLAND BAPTIST	W 95-74	705	(19)GOLIGHTLY JR, Eric	(8)WALTON, Jerrod
				(19)WALTON, Jerrod	(8)GERBER, Rylan
12/15/15	vs UPR-Rio Piedras	62-66 L	73	(18)EVANS, Jordan	(8)CHAVLOVICH, David
					(8)BONNER, Jeff
					(8)EVANS, Jordan
12/17/15	PUERTO RICO-BAYAMON	W 72-64	102	(15)WALTON, Jerrod	(12)BONNER, Jeff
12/18/15	vs Puerto Rico-Humacao	W 74-51	117	(20)CHAVLOVICH, David	(8)BONNER, Jeff
12/31/15	*CAMERON	80-83 Lot	697	(27)CHAVLOVICH, David	(11)QUAID, Ryan
01/02/16	OKLAHOMA CITY	W 87-74	698	(15)EVANS, Jordan	(9)WALTON, Jerrod
01/06/16	*MIDWESTERN STATE	65-74 L	907	(20)EVANS, Jordan	(7)BONNER, Jeff
					(7)EVANS, Jordan
01/10/16	*at Cameron	W 83-78	758	(17)CHAVLOVICH, David	(8)BONNER, Jeff
1/13/16	*at Angelo State	75-85 L	613	(26)CHAVLOVICH, David	(8)GOLIGHTLY JR, Eric
01/16/16	*TEXAS A&M-KINGSVILLE	W 76-60	1049	(27)CHAVLOVICH, David	(6)BROCKMAN, Garrett
01/20/16	*at A&M-Commerce	W 85-81	1326	(31)CHAVLOVICH, David	(8)BONNER, Jeff
					(8)WALTON, Jerrod
01/23/16	*TARLETON STATE	W 78-61	1827	(30)EVANS, Jordan	(9)QUAID, Ryan
					(9)EVANS, Jordan
01/26/16	SOUTHWESTERN CHRISTIAN	W 78-70	399	(22)EVANS, Jordan	(8)QUAID, Ryan
01/30/16	*EASTERN NEW MEXICO	W 97-64	2248	(25)CHAVLOVICH, David	(8)WALTON, Jerrod
02/03/16	*ANGELO STATE	W 92-77	1542	(27)WALTON, Jerrod	(11)BONNER, Jeff
02/06/16	*at Tex. A&M-Kingsville	W 75-62	238	(24)CHAVLOVICH, David	(9)EVANS, Jordan
02/10/16	*at Midwestern State	75-84 L	2629	(25)CHAVLOVICH, David	(11)BONNER, Jeff
02/17/16	*A&M-COMMERCE	W 93-84	1217	(28)CHAVLOVICH, David	(11)BONNER, Jeff
02/20/16	*at Tarleton State	82-87 L	2564	(19)CHAVLOVICH, David	(5)CHAVLOVICH, David
					(5)EVANS, Jordan
02/27/16	*at Eastern New Mexico	W 82-63	1242	(22)CHAVLOVICH, David	(6)GOLIGHTLY JR, Eric
					(6)WALTON, Jerrod
					(6)BONNER, Jeff
03/03/16	vs Cameron	70-79 L	840	(19)CHAVLOVICH, David	(5)WALTON, Jerrod
					(5)BONNER, Jeff

* = Conference game

Attendance Summary	Games	Attend	Avg/Game
Home	17	15575	916
Away	10	11490	1149
Neutral	4	1030	258
Total	31	28095	906

TEAM STATISTICS

RECORD:	OVERALL	HOME	AWAY	NEUTRAL
ALL GAMES	21-10	14-3	5-5	2-2
CONFERENCE	9-5	5-2	4-3	0-0
NON-CONFERENCE	12-5	9-1	1-2	2-2

##	Player	gp-gs	min	Total		3-Point		F-Throw		Rebounds				Other				pts	avg				
				avg	fg-fga	fg%	3fg-fga	3fg%	ft-fa	ft%	off	def	tot	avg	pf	dq	a			to	blk	stl	
01	CHAVLOVICH, David	31-31	1018	32.8	205-495	.414	112-287	.390	112-147	.762	28	83	111	3.6	69	0	95	80	4	27	634	20.5	
02	GOLIGHTLY JR, Eric	31-16	663	21.4	65-142	.458	21-58	.362	76-96	.792	23	76	99	3.2	62	2	50	39	5	40	227	7.3	
03	EVANS, Jordan	31-15	599	19.3	142-318	.447	89-219	.406	60-70	.857	38	100	138	4.5	94	4	20	37	10	20	433	14.0	
05	FUZAK, Chandler	21-0	57	2.7	5-13	.385	0-1	.000	7-7	1.000	7	11	18	0.9	11	0	1	6	3	3	17	0.8	
10	WALTON, Jerrod	27-7	654	24.2	80-181	.442	8-27	.296	93-143	.650	45	101	146	5.4	61	1	69	55	29	23	261	9.7	
11	GOVE, Tommy	31-18	778	25.1	32-101	.317	23-73	.315	22-30	.733	12	70	82	2.6	60	0	77	55	1	28	109	3.5	
14	PRINCE, Joseph	28-0	445	15.9	65-186	.349	22-85	.259	26-38	.684	9	45	54	1.9	43	0	40	22	3	13	178	6.4	
15	QUAID, Ryan	31-16	607	19.6	90-174	.517	5-21	.238	75-113	.664	57	76	133	4.3	88	5	33	41	21	4	260	8.4	
20	GERBER, Rylan	31-21	413	13.3	22-64	.344	17-53	.321	7-8	.875	20	42	62	2.0	42	0	26	21	4	12	68	2.2	
25	BONNER, Jeff	31-31	687	22.2	91-150	.607	0-0	.000	75-140	.536	88	109	197	6.4	88	1	24	51	13	37	257	8.3	
33	FERREIRA, Antonio	13-0	47	3.6	9-22	.409	3-11	.273	7-10	.700	6	6	12	0.9	9	0	1	4	2	4	28	2.2	
40	BROCKMAN, Garrett	31-0	256	8.3	17-36	.472	5-13	.385	14-22	.636	11	31	42	1.4	47	0	24	27	1	9	53	1.7	
Team													56	73	129							6	
Total.....		31	6224		823-1882	.437	305-848	.360	574-824	.697	400	823	1223	39.5	674	13	460	444	96	220	2525	81.5	
Opponents.....		31	6226		788-1817	.434	182-585	.311	527-758	.695	323	803	1126	36.3	732	-	392	474	96	217	2285	73.7	

Score by Periods	1st	2nd	OT	Totals
West Texas A&M	1213	1303	9	2525
Opponents	1024	1249	12	2285

GAME-BY-GAME TEAM STATISTICS (COMPARISON)

Opponent	1st	2nd	Score	Mar	Total FG	FG Pct	3-Pointers	3FG Pct	Free Throws	FT Pct	Rebounds	Assist	T/Over	Block	Steal	Fouls	
Fort Lewis College	48/44	33/47	81-91	(10)	25-60/29-57	41.7/50.9	5-21/9-27	23.8/33.3	26-40/24-31	65.0/77.4	39/36	+3	10/19	11/15	1/1	8/4	23/25
New Mexico Highlands	41/37	48/37	89-74	+15	31-63/21-48	49.2/43.8	10-32/8-14	31.3/57.1	17-27/24-36	63.0/66.7	38/32	+6	16/10	12/19	2/3	8/3	30/25
LUBBOCK CHRISTIAN	33/34	31/40	64-74	(10)	20-59/29-59	33.9/49.2	10-30/0-7	33.3/0.00	14-22/16-19	63.6/84.2	31/45	(14)	10/13	16/15	6/1	6/8	20/18
NEW MEXICO HIGHLANDS	41/37	64/55	105-92	+13	35-64/29-57	54.7/50.9	16-31/10-24	51.6/41.7	19-24/24-31	79.2/77.4	34/32	+2	26/13	11/10	1/4	2/6	26/22
UNIV. SCIENCE & ARTS	41/35	52/23	93-58	+35	28-65/21-60	43.1/35.0	11-32/7-24	34.4/29.2	26-35/9-18	74.3/50.0	45/41	+4	18/14	11/23	5/5	9/5	21/28
NOVA SOUTHEASTERN	44/34	46/27	90-61	+29	29-59/23-61	49.2/37.7	12-34/10-29	35.3/34.5	20-26/5-10	76.9/50.0	39/34	+5	22/18	11/18	3/1	13/7	13/21
EMPORIA STATE	39/30	45/38	84-68	+16	28-45/23-51	62.2/45.1	13-21/4-20	61.9/20.0	15-20/18-24	75.0/75.0	28/24	+4	22/8	19/15	1/1	9/8	22/23
Oklahoma Panhandle St.	43/35	44/42	87-77	+10	29-60/24-64	48.3/37.5	12-29/8-21	41.4/38.1	17-29/21-28	58.6/75.0	41/33	+8	19/13	16/15	4/3	7/11	23/25
Lubbock Christian	34/36	41/57	75-93	(18)	29-62/33-59	46.8/55.9	6-25/11-21	24.0/52.4	11-19/16-22	57.9/72.7	37/28	+9	9/21	16/10	3/5	5/6	25/20
MID-AMERICA CHRISTIAN	44/38	37/38	81-76	+5	28-69/23-59	40.6/39.0	11-33/9-30	33.3/30.0	14-21/21-26	66.7/80.8	43/38	+5	17/14	21/20	3/5	9/14	18/22
WAYLAND BAPTIST	50/35	45/39	95-74	+21	34-64/29-71	53.1/40.8	10-25/5-19	40.0/26.3	17-24/11-19	70.8/57.9	43/36	+7	21/15	24/21	10/1	11/9	23/25
UPR-Rio Piedras	19/30	43/36	62-66	(4)	20-68/19-55	29.4/34.5	5-36/8-29	13.9/27.6	17-24/20-23	70.8/87.0	50/39	+11	11/8	17/16	2/2	8/8	19/20
PUERTO RICO-BAYAMON	38/22	34/42	72-64	+8	28-57/20-62	49.1/32.3	6-20/11-29	30.0/37.9	10-26/13-18	38.5/72.2	49/34	+15	13/12	24/20	4/1	11/14	16/23
Puerto Rico-Humacao	31/16	43/35	74-51	+23	23-48/18-55	47.9/32.7	9-25/3-16	36.0/18.8	19-28/12-22	67.9/54.5	42/33	+9	13/11	15/13	2/2	7/10	25/28
CAMERON	36/29	35/42	80-83	(3)	27-76/29-63	35.5/46.0	8-33/1-11	24.2/0.91	18-27/24-33	66.7/72.7	51/42	+9	16/13	10/9	2/1	2/8	23/21
OKLAHOMA CITY	45/41	42/33	87-74	+13	24-64/24-51	37.5/47.1	10-27/7-18	37.0/38.9	29-38/19-25	76.3/76.0	39/36	+3	13/10	12/20	3/5	7/4	20/29
MIDWESTERN STATE	36/31	29/43	65-74	(9)	24-68/24-48	35.3/50.0	11-27/6-10	40.7/60.0	6-13/20-30	46.2/66.7	39/42	(3)	16/11	12/19	3/6	6/5	23/21
Cameron	47/32	36/46	83-78	+5	30-59/24-55	50.8/43.6	9-20/3-16	45.0/18.8	14-16/27-37	87.5/73.0	33/31	+2	14/9	14/9	1/1	3/10	25/18
Angelo State	50/40	25/45	75-85	(10)	25-65/23-51	38.5/45.1	11-38/5-20	28.9/25.0	14-25/34-43	56.0/79.1	42/40	+2	11/9	15/16	0/4	7/12	30/27
TEXAS A&M-KINGSVILLE	34/24	42/36	76-60	+16	25-55/24-58	45.5/41.4	10-22/3-16	45.5/18.8	16-23/9-16	69.6/56.3	38/37	+1	15/8	8/10	3/4	6/0	15/22
A&M-Commerce	30/35	55/46	85-81	+4	28-71/29-64	39.4/45.3	13-36/4-15	36.1/26.7	16-20/19-32	80.0/59.4	44/40	+4	13/13	11/9	1/3	4/5	26/22
TARLETON STATE	35/27	43/34	78-61	+17	20-51/24-67	39.2/35.8	8-13/3-24	61.5/12.5	30-38/10-16	78.9/62.5	44/39	+5	12/8	14/15	1/9	5/6	22/30
SOUTHWESTERN CHRISTIAN	42/26	36/44	78-70	+8	26-62/29-62	41.9/46.8	14-34/3-12	41.2/25.0	12-17/9-13	70.6/69.2	34/40	(6)	22/19	14/16	3/2	4/7	18/18
EASTERN NEW MEXICO	56/31	41/33	97-64	+33	32-59/26-64	54.2/40.6	13-25/5-21	52.0/23.8	20-28/7-20	71.4/35.0	43/33	+10	20/13	17/15	4/4	8/5	22/28
ANGELO STATE	49/32	43/45	92-77	+15	26-65/26-61	40.0/42.6	7-28/8-20	25.0/40.0	33-44/17-25	75.0/68.0	46/39	+7	10/15	9/17	5/2	7/3	21/29
Tex. A&M-Kingsville	34/28	41/34	75-62	+13	24-47/21-66	51.1/31.8	11-24/4-21	45.8/19.0	16-22/16-23	72.7/69.6	39/35	+4	10/8	18/9	4/0	3/6	21/18
Midwestern State	29/39	46/45	75-84	(9)	19-49/27-57	38.8/47.4	9-27/6-17	33.3/35.3	28-40/24-33	70.0/72.7	35/34	+1	13/13	18/15	7/6	5/9	25/30
A&M-COMMERCE	44/41	49/43	93-84	+9	29-68/33-63	42.6/52.4	15-35/2-8	42.9/25.0	20-26/16-17	76.9/94.1	38/35	+3	17/11	10/10	4/3	5/5	17/20
Tarleton State	28/34	54/53	82-87	(5)	22-56/29-53	39.3/54.7	7-22/6-17	31.8/35.3	31-39/23-37	79.5/62.2	33/38	(5)	6/15	17/19	0/3	10/10	29/31
Eastern New Mexico	34/27	48/36	82-63	+19	31-62/21-57	50.0/36.8	5-18/8-19	27.8/42.1	15-25/13-22	60.0/59.1	43/35	+8	9/10	12/15	3/0	10/4	19/25
Cameron	38/44	32/35	70-79	(9)	24-62/34-59	38.7/57.6	8-25/5-10	32.0/50.0	14-18/6-9	77.8/66.7	23/45	(22)	16/18	9/21	5/8	15/5	14/18

Note: Game totals are displayed in the format TEAM/OPPONENT for each category



Meet The Buffs

The Coaches

2015-16 Review

The Record Book

AllTime Results

WT History

The LSC

Covering The Buffs





6 LSC TOURNAMENT CHAMPIONSHIPS | 24 LONE STAR CONFERENCE TOURNAMENT APPEARANCES | 13 NCAA DIVISION II POSTSEASON APPEARANCES

Opponent	Date	Score	Points	Rebounds	Assists	Steals	Blocked shots
at Fort Lewis College	11/13/15	81-91	21-CHAVLOVICH, Da	11-QUAID, Ryan	3-PRINCE, Joseph QUAID, Ryan	4-GOLIGHTLY JR, Er	1-WALTON, Jerrod
vs New Mexico Highlands	11/14/15	89-74	21-CHAVLOVICH, Da	9-WALTON, Jerrod	5-PRINCE, Joseph	5-PRINCE, Joseph	1-PRINCE, Joseph BONNER, Jeff
LUBBOCK CHRISTIAN	11/19/15	64-74	14-EVANS, Jordan	10-WALTON, Jerrod	3-WALTON, Jerrod	3-GOLIGHTLY JR, Er	3-WALTON, Jerrod
NEW MEXICO HIGHLANDS	11/21/15	105-92	24-EVANS, Jordan	7-WALTON, Jerrod	10-CHAVLOVICH, Da	1-GOLIGHTLY JR, Er	1-WALTON, Jerrod
UNIV. SCIENCE & ARTS	11/24/15	93-58	29-CHAVLOVICH, Da	8-EVANS, Jordan	5-PRINCE, Joseph	2-EVANS, Jordan FERREIRA, Antonio	2-QUAID, Ryan
NOVA SOUTHEASTERN	11/27/15	90-61	24-EVANS, Jordan	7-EVANS, Jordan	6-GOLIGHTLY JR, Er	3-BONNER, Jeff	2-QUAID, Ryan
EMPORIA STATE	11/28/15	84-68	18-CHAVLOVICH, Da	7-BONNER, Jeff	6-CHAVLOVICH, Da	3-BONNER, Jeff	1-QUAID, Ryan
at Oklahoma Panhandle St.	12-01-15	87-77	31-CHAVLOVICH, Da	10-EVANS, Jordan	9-CHAVLOVICH, Da	2-CHAVLOVICH, Da	2-GOLIGHTLY JR, Er
at Lubbock Christian	12/3/15	75-93	21-CHAVLOVICH, Da	7-BONNER, Jeff	4-CHAVLOVICH, Da	1-PRINCE, Joseph GOLIGHTLY JR, Eri BONNER, Jeff CHAVLOVICH, Davi QUAID, Ryan	1-WALTON, Jerrod PRINCE, Joseph BONNER, Jeff
MID-AMERICA CHRISTIAN	12/08/15	81-76	21-CHAVLOVICH, Da EVANS, Jordan	8-GERBER, Rylan	5-GOVE, Tommy	3-WALTON, Jerrod	1-GERBER, Rylan QUAID, Ryan FUZAK, Chandler
WAYLAND BAPTIST	12/12/15	95-74	19-WALTON, Jerrod GOLIGHTLY JR, Eri	8-GERBER, Rylan WALTON, Jerrod	6-GOVE, Tommy	4-GOLIGHTLY JR, Er	5-WALTON, Jerrod
vs UPR-Rio Piedras	12/15/15	62-66	18-EVANS, Jordan	8-EVANS, Jordan BONNER, Jeff CHAVLOVICH, Davi	3-CHAVLOVICH, Da	2-GOVE, Tommy GOLIGHTLY JR, Eri	1-WALTON, Jerrod EVANS, Jordan
PUERTO RICO-BAYAMON	12/17/15	72-64	15-WALTON, Jerrod	12-BONNER, Jeff	3-CHAVLOVICH, Da WALTON, Jerrod	4-EVANS, Jordan	2-BONNER, Jeff
vs Puerto Rico-Humacao	12/18/15	74-51	20-CHAVLOVICH, Da	8-BONNER, Jeff	4-CHAVLOVICH, Da	2-BROCKMAN, Garr BONNER, Jeff	1-QUAID, Ryan BONNER, Jeff
CAMERON	12/31/15	80-83	27-CHAVLOVICH, Da	11-QUAID, Ryan	5-PRINCE, Joseph	1-WALTON, Jerrod GOVE, Tommy	2-QUAID, Ryan
OKLAHOMA CITY	01/02/16	87-74	15-EVANS, Jordan	9-WALTON, Jerrod	3-GOVE, Tommy WALTON, Jerrod	2-GOLIGHTLY JR, Er	2-WALTON, Jerrod
MIDWESTERN STATE	01/06/16	65-74	20-EVANS, Jordan	7-EVANS, Jordan BONNER, Jeff	6-CHAVLOVICH, Da	4-BONNER, Jeff	1-EVANS, Jordan QUAID, Ryan WALTON, Jerrod
at Cameron	01/10/16	83-78	17-CHAVLOVICH, Da	8-BONNER, Jeff	4-WALTON, Jerrod	2-GOLIGHTLY JR, Er	1-WALTON, Jerrod
at Angelo State	1/13/16	75-85	26-CHAVLOVICH, Da	8-GOLIGHTLY JR, Er	4-GOVE, Tommy	2-BONNER, Jeff	None
TEXAS A&M-KINGSVILLE	01/16/16	76-60	27-CHAVLOVICH, Da	6-BROCKMAN, Garr	5-GOVE, Tommy	2-GOVE, Tommy	1-GERBER, Rylan BONNER, Jeff GOLIGHTLY JR, Eri
at A&M-Commerce	01/20/16	85-81	31-CHAVLOVICH, Da	8-WALTON, Jerrod BONNER, Jeff	5-CHAVLOVICH, Da	2-BONNER, Jeff	1-WALTON, Jerrod
TARLETON STATE	01/23/16	78-61	30-EVANS, Jordan	9-EVANS, Jordan QUAID, Ryan	7-WALTON, Jerrod	2-CHAVLOVICH, Da	1-BONNER, Jeff
SOUTHWESTERN CHRIST	01/26/16	78-70	22-EVANS, Jordan	8-QUAID, Ryan	5-WALTON, Jerrod	1-WALTON, Jerrod BONNER, Jeff EVANS, Jordan CHAVLOVICH, Davi	2-QUAID, Ryan
EASTERN NEW MEXICO	01/30/16	97-64	25-CHAVLOVICH, Da	8-WALTON, Jerrod	5-CHAVLOVICH, Da	4-GOVE, Tommy	2-WALTON, Jerrod
ANGELO STATE	02/03/16	92-77	27-WALTON, Jerrod	11-BONNER, Jeff	4-WALTON, Jerrod	2-BONNER, Jeff WALTON, Jerrod	2-WALTON, Jerrod EVANS, Jordan
at Tex. A&M-Kingsville	02/06/16	75-62	24-CHAVLOVICH, Da	9-EVANS, Jordan	3-WALTON, Jerrod	3-WALTON, Jerrod	1-QUAID, Ryan GOLIGHTLY JR, Eri EVANS, Jordan WALTON, Jerrod
at Midwestern State	02/10/16	75-84	25-CHAVLOVICH, Da	11-BONNER, Jeff	3-WALTON, Jerrod GOVE, Tommy	2-BONNER, Jeff	3-WALTON, Jerrod
A&M-COMMERCE	02/17/16	93-84	28-CHAVLOVICH, Da	11-BONNER, Jeff	7-WALTON, Jerrod	2-GERBER, Rylan	2-EVANS, Jordan
at Tarleton State	02/20/16	82-87	19-CHAVLOVICH, Da	5-EVANS, Jordan CHAVLOVICH, Davi	2-CHAVLOVICH, Da	3-BONNER, Jeff	None
at Eastern New Mexico	02/27/16	82-63	22-CHAVLOVICH, Da	6-BONNER, Jeff WALTON, Jerrod GOLIGHTLY JR, Eri	2-CHAVLOVICH, Da GOVE, Tommy WALTON, Jerrod	4-GOLIGHTLY JR, Er	2-WALTON, Jerrod
vs Cameron	03/03/16	70-79	19-CHAVLOVICH, Da	5-BONNER, Jeff WALTON, Jerrod	4-PRINCE, Joseph WALTON, Jerrod	3-GOLIGHTLY JR, Er CHAVLOVICH, Davi	1-QUAID, Ryan WALTON, Jerrod BROCKMAN, Garre BONNER, Jeff CHAVLOVICH, Davi



WEST TEXAS A&M HIGHS

Points	31, David Chavlovich at A&M-Commerce (1/20) 31, David Chavlovich at Okla. Panhandle State (12/1)
Field Goals	9, David Chavlovich at Eastern New Mexico (2/27) 9, David Chavlovich at A&M-Commerce (1/20) 9, David Chavlovich vs. A&M-Kingsville (1/16) 9, David Chavlovich at Okla. Panhandle State (12/1) 9, David Chavlovich vs. Univ. of Science & Arts (11/24)
Field Goal Attempts	24, Jordan Evans vs. UPR-Rio Piedras (12/15)
FG % (min. 5 made)	1.000, Jeff Bonner at Okla. Panhandle State (12/1)
3-Point Field Goals	8, David Chavlovich at Okla. Panhandle State (12/1)
3-Point Field Goal Attempts	17, Jordan Evans vs. UPR-Rio Piedras (12/15)
3-Point % (min. 5 made)	1.000, Jordan Evans vs. Tarleton State (1/23)
Free Throws	14, Jarrod Walton vs. Angelo State (2/3)
Free Throws Attempts	14, Jeff Bonner at Midwestern State (2/10) 14, Jarrod Walton vs. Angelo State (2/3)
FT % (min. 10 made)	1.000, David Chavlovich vs. A&M-Commerce (2/17) 1.000, Jarrod Walton vs. Angelo State (2/3) 1.000, Jordan Evans vs. Tarleton State (1/23)
Rebounds	12, Jeff Bonner vs. UPR-Bayamon (12/17)
Assists	10, David Chavlovich vs. N.M. Highlands (11/21)
Steals	5, Joseph Prince vs. N.M. Highlands (11/14)
Blocked Shots	5, Jarrod Walton vs. Wayland Baptist (12/12)

OPPONENT HIGHS

Points	30, Terence Bonhomme - Oklahoma City (1/2)
Field Goals Made	11, Bryant Crowder - A&M-Commerce (1/20)
Field Goal Attempts	20, Charles Hill - Tarleton State (1/23)
Field Goal % (min 5 made)	1.000, Ronnie White - A&M-Commerce (2/17)
3-Point Field Goals	5, Jonathan Mines - N.M. Highlands (11/21)
3-Point Field Goals Attempts	12, Jonathan Mines - N.M. Highlands (11/21)
3-Point % (min 2 made)	1.000, Arclain Lallemand - Eastern N.M. (2/27) 1.000, Sheldon Hagigal - Midwestern State (1/6)
Free Throws Made	11, Tre Bennett - Angelo State (1/13)
Free Throw Attempts	15, Michael Harge - Tarleton State (2/20)
FT % (min 10 made)	1.000, Tre Bennett - Angelo State (1/13)
Rebounds	15, Jamaal Brantley - Cameron (3/3) 15, Lawrence Domingo - Eastern N.M. (2/27) 15, Isaac Cardona - Lubbock Christian (11/19)
Assists	11, Mikel Parish - Southwestern Christian (1/26)
Steals	6, Shaquan Rhoades - Angelo State (1/13)
Blocked Shots	4, Xavier Smith - Tarleton State (1/23)

WT TOP PERFORMANCES

POINTS	31 ... David Chavlovich at A&M-Commerce (1/20) 31 David Chavlovich at OPSU (12/1) 30 Jordan Evans vs. Tarleton State (1/23) 29 David Chavlovich vs. Science & Arts (11/24)
REBOUNDS	12 Jeff Bonner vs. UPR-Bayamon (12/17) 11 Jeff Bonner vs. A&M-Commerce (2/17) 11 Jeff Bonner at Midwestern State (2/10) 11 Jeff Bonner vs. Angelo State (2/3) 11 Ryan Quaid vs. Cameron (12/31) 11 Ryan Quaid at Fort Lewis (11/13)
ASSISTS	10 David Chavlovich vs. N.M. Highlands (11/21) 9 David Chavlovich at OPSU (12/1)
BLOCKED SHOTS	5 Jerrod Walton vs. Wayland Baptist (12/12) 3 Jerrod Walton at Midwestern State (2/10) 3 Ryan Quaid vs. Wayland Baptist (12/12) 3 Jerrod Walton vs. Lubbock Christian (11/19)
STEALS	5 Joseph Prince vs. N.M. Highlands (11/14) 4 Eric Golightly Jr. at Eastern N.M. (2/27) 4 Tommy Gove vs. Eastern N.M. (1/30) 4 Jeff Bonner vs. Midwestern State (1/6) 4 Jordan Evans vs. UPR-Bayamon (12/17) 4 Eric Golightly Jr. vs. Wayland Baptist (12/12) 4 Eric Golightly Jr. at Fort Lewis (11/13)
FIELD GOALS MADE	9 David Chavlovich at Eastern N.M. (2/27) 9 David Chavlovich at A&M-Commerce (1/20) 9 David Chavlovich at A&M-Kingsville (1/16) 9 David Chavlovich at OPSU (12/1) 9 David Chavlovich vs. Science & Arts (11/24)
3-PT FIELD GOALS MADE	8 David Chavlovich at OPSU (12/1) 7 David Chavlovich vs. Eastern N.M. (1/30)
FREE THROWS MADE	14 Jerrod Walton vs. Angelo State (2/3) 11 Jeff Bonner at Midwestern State (2/10)

Meet The Buffs

The Coaches

2015-16 Review

The Record Book

AllTime Results

WT History

The LSC

Covering The Buffs



6 LSC TOURNAMENT CHAMPIONSHIPS | 24 LONE STAR CONFERENCE TOURNAMENT APPEARANCES | 13 NCAA DIVISION II POSTSEASON APPEARANCES

INDIVIDUAL SINGLE GAME

Points Scored

	NAME	YEAR
1.	47 Damien Lolar	11-25-06
2.	44 Price Brookfield	2-25-42
3.	42 Simmie Hill	1-24-68
4.	40 Dale Blaut	2-14-70
5.	39 Simmie Hill	12-7-68
6.	38 Scott Pierce	2-7-63
	38 Rod Prater	11-22-03
8.	37 Simmie Hill	2-1-69
	37 Ray Golson	3-1-71
10.	36 Cederick Wilbon	1-8-96
	36 Simmie Hill	1968
	36 Simmie Hill	1969

Field Goals Made

	NAME	YEAR
1.	21 Price Brookfield	2-25-42
2.	17 Damien Lolar	11-25-06
	17 Simmie Hill	1-24-68
	17 Simmie Hill	1968
5.	16 Simmie Hill	12-7-68
	16 Terry Adolph	2-12-81
7.	15 Terry Adolph	12-6-79
	15 Tommy Jordan	1-18-73
	15 Dale Blaut	2-14-70
	15 Dale Blaut	2-2-70
	15 Simmie Hill	1-4-68

Field Goals Attempted

	NAME	YEAR
1.	41 Price Brookfield	2-25-42
2.	33 Dale Blaut	2-2-70
3.	31 Simmie Hill	12-7-68
4.	30 Kendall Walling	2-13-82
5.	29 Simmie Hill	1-24-68
6.	28 Terry Adolph	2-12-81
7.	24 Jordan Evans	12-15-15
8.	23 Damien Lolar	02-05-07
	23 Damien Lolar	1-17-07
	23 Dale Blaut	2-14-70

Three-Point Field Goals Made

	NAME	YEAR
1.	10 Martin Lattibeaudiere	11-24-95
2.	9 Charles Byrd	12-5-86
	9 Charles Byrd	1987
	9 Fred Rike	11-25-89
5.	8 David Chavlovich	12-1-15
	8 David Chavlovich	1-2-15
7.	7 David Chavlovich	1-30-16
	7 Sammy Simpson	12-28-90
	7 Eduardo Caviglia	12-29-03
	7 Eduardo Caviglia	11-15-03
	7 Ronnie Holmes	2-25-06
	7 Rod Prater	11-21-03

Three-Point Field Goals Attempted

	NAME	YEAR
1.	17 Jordan Evans	12-15-15
2.	14 David Chavlovich	2-10-16
	14 David Chavlovich	1-20-16
	14 David Chavlovich	1-13-16
	14 Rod Prater	11-21-03
	14 David Chavlovich	1-2-15
	14 David Chavlovich	1-21-15
	14 David Chavlovich	2-21-15
9.	13 Nick Burns	12-3-09
	13 Eduardo Caviglia	12-29-03

*Since 2003

Free Throws Made

	NAME	YEAR
1.	19 Troy Burrus	1956
2.	17 Joe Mincey	12-3-09
	17 Troy Burrus	1954
	17 James Scott	1955
	17 Ray Burrus	1956
6.	15 Troy Burrus	1954
	15 James Jackson	1-8-83
	15 Rod Prater	2-14-04
9.	14 Jerrod Walton	2-3-16
	14 Robert Lee	2-13-08
	14 Rosavelt Duffie	12-4-92
	14 Damien Lolar	11-26-05

Free Throws Attempted

	NAME	YEAR
1.	23 Troy Burrus	1956
2.	21 Troy Burrus	1954
	20 Joe Mincey	12-3-09
4.	19 Ray Burrus	1956
	19 Rod Prater	2-1-03
	19 Troy Burrus	1954
7.	18 James Scott	1955
	18 James Jackson	1-8-83
	18 Albert Myles	1-6-00
	18 Albert Myles	1-18-01

Rebounds

	NAME	YEAR
1.	32 Steve Davidson	12-1-71
2.	25 Steve Davidson	2-26-72
	25 Milt Fitts	2-27-60
4.	23 Scottie Pierce	12-17-64
	23 Ray Burrus	1-13-56
6.	22 Steve Davidson	1-29-72
	22 Steve Davidson	2-8-72
	22 Steve Davidson	2-24-72
	22 Steve Davidson	1-23-71
	22 Ed Fitzgerald	2-21-70
	22 Simmie Hill	1969

Assists

	NAME	YEAR
1.	22 Terry Adolph	12-3-81
	22 Terry Adolph	1-17-80
3.	17 Dan Elmer	1-6-79
4.	16 Michael Hamelin	11-21-98
5.	15 James Jackson	2-13-82
	15 James Jackson	12-17-81
	15 James Jackson	12-4-82
8.	14 Terry Adolph	1-19-81
	14 Terry Adolph	1-24-81
	14 Dan Elmer	12-2-79

INDIVIDUAL SINGLE SEASON

Points Scored

	NAME	YEAR	GMS	PTS.
1.	Damien Lolar	2006-07	28	650
2.	David Chavlovich	2015-16	31	634
3.	Simmie Hill	1968-69	26	616
4.	Cederick Wilbon	1995-96	28	612
5.	James Jackson	1982-83	27	591
6.	Charles Byrd	1986-87	29	585
7.	Terry Adolph	1979-80	30	585
8.	Simmie Hill	1967-68	21	573
9.	Albert Myles	2000-01	31	569
10.	Dale Blaut	1969-70	25	556

Scoring Average

	NAME	YEAR	GMS	AVG.
1.	Simmie Hill	1967-68	21	27.3
2.	Simmie Hill	1968-69	26	23.7
3.	Damien Lolar	2006-07	28	23.2
4.	Dale Blaut	1969-70	25	22.2
5.	James Jackson	1982-83	27	21.8
	Cederick Wilbon	1994-96	28	21.8

	Steve Davidson	1971-72	24	21.8
8.	Troy Burrus	1952-53	21	21.3
9.	Troy Burrus	1953-54	20	20.9
10.	Ray Golson	1970-71	25	20.8

Field Goals Made

	NAME	YEAR	GMS	FG
1.	Simmie Hill	1968-69	26	240
2.	Simmie Hill	1967-68	21	237
3.	Terry Adolph	1979-80	30	234
4.	Damien Lolar	2006-07	28	231
5.	James Jackson	1982-83	27	226
6.	Price Brookfield	1941-42	31	221
7.	Ray Golson	1970-71	25	219
8.	Dale Blaut	1969-70	25	217
9.	Reggie Ramey	1973-74	26	217
10.	Tommy Jordan	1972-73	26	217

Field Goals Attempted

	NAME	YEAR	GMS	FGA
1.	Price Brookfield	1939-40	34	592
2.	Dale Blaut	1969-70	25	509
3.	James Jackson	1982-83	27	508
4.	Terry Adolph	1979-80	30	502
5.	Ray Golson	1971-72	26	499
6.	David Chavlovich	2015-16	31	495
7.	Steve Davidson	1971-72	24	481
8.	Simmie Hill	1968-69	26	480
9.	Terry Adolph	1980-81	27	476
10.	Simmie Hill	1967-68	21	470

Field Goal % (Min. 50 Attempts)

	NAME	YEAR	FG	FGA	FG%
1.	Chris Hinz	2006-07	129	184	.701
2.	Joe Thompson	1993-94	77	116	.664
3.	Rene Salomao	1997-98	143	216	.662
	Roy O'Neale	1993-94	221	334	.662
5.	Joe Thompson	1994-95	143	217	.659
6.	Joe Thompson	1996-97	96	149	.644
7.	Donald Sims	2011-12	164	255	.643
8.	Fabrice Tafo	2008-09	73	114	.640
9.	Melvin Faust	1986-87	172	276	.628
10.	Carlos Silva	2004-05	68	109	.624

DAMIEN LOLAR



3-Point Field Goals Made

NAME	YEARS	3PT
1. David Chavlovich	2015-16	112
2. Fred Rike	1989-90	100
3. Charles Byrd	1987-88	99
4. Charles Byrd	1986-87	95
5. David Chavlovich	2014-15	93
6. Jordan Evans	2015-16	89
7. Cedrick Wilbon	1995-96	79
8. Martin Lattibeaudiere	1995-96	72
9. Martin Lattibeaudiere	1996-97	71
10. Charles Classet	1988-89	69
Sean Harrison	1998-99	69

3-Point Field Goals Attempts

NAME	YEARS	3PTA
1. David Chavlovich	2015-16	287
2. Fred Rike	1989-90	247
3. David Chavlovich	2014-15	238
4. Charles Byrd	1987-88	221
5. Jordan Evans	2015-16	219
6. Cedrick Wilbon	1995-96	209
7. Charles Classet	1988-89	197
8. Sean Harrison	1999-00	192
9. Nick Burns	2009-10	190
10. Martin Lattibeaudiere	1996-97	186

3-Point Field Goal % (min 40 Attempts)

NAME	YEARS	3PT%
1. Charles Byrd	1986-87	.565
2. Clint McFall	2007-08	.491
3. Matt Madison	1999-00	.476
4. Kevin Green	2006-07	.452
5. Charles Byrd	1987-88	.447
Derrick Jackson	2000-01	.447
7. Martin Lattibeaudiere	1994-95	.443
8. Martin Lattibeaudiere	1995-96	.441
9. Ronnie Holmes	2005-06	.428
10. Derrick Jackson	1999-00	.420

Free Throws Made

NAME	YEAR	GMS	FT
1. Albert Myles	2000-01	31	201
2. Troy Burrus	1952-53	21	178
3. Troy Burrus	1953-54	20	175
4. James Scott	1954-55	23	153
5. Damien Lolar	2006-07	28	150
6. Joe Mincey	2009-10	27	140
Tez Dumars	2014-15	29	140
8. James Jackson	1982-83	27	139
9. Simmie Hill	1968-69	26	136
10. Mike Mitchell	1968-69	26	131

Free Throws Attempted


NAME	YEAR	GMS	FTA
1. Albert Myles	2000-01	31	246
2. Damien Lolar	2006-07	28	228
3. Troy Burrus	1952-53	21	227
4. Bill Clifton	1954-55	23	219
5. Simmie Hill	1968-69	26	200
Jamil Terrell	2004-05	30	200
7. Damien Lolar	2005-06	31	192
8. Tez Dumars	2014-15	29	191
9. Kyle Caldwell	2002-03	31	183
10. Rod Prater	2002-03	31	181

Free Throw % (Min. 40 Attempts)

NAME	YEAR	FT	FTA	FT%
1. Charles Byrd	1986-87	92	99	.929
2. Sonny Blankenship	1962-63	58	63	.921
3. Sonny Blankenship	1960-61	53	59	.898
4. James Scott	1954-55	153	171	.895
5. LaDarius Hall	2010-11	84	94	.894
6. Troy Fry	1990-91	108	121	.893
7. Max Miller	1958-59	56	63	.889
8. Dave Wilburn	1978-79	36	41	.878
9. Mike Mitchell	1968-69	131	149	.870
10. Jordan Evans	2015-16	60	70	.857

Rebounds

NAME	YEAR	GMS	REB
1. Steve Davidson	1971-72	24	420
2. Bill Clifton	1954-55	23	322
3. Steve Davidson	1970-71	25	310
4. Jerry Christian	1972-73	26	295
Simmie Hill	1968-69	26	295
6. Jamil Terrell	2004-05	30	288
7. James McCloud	1969-70	25	273
8. Milt Fitts	1959-60	20	270
9. DaShawn Harris	1995-96	28	269
10. Milt Fitts	1958-59	22	263



TERRY ADOLPH

Rebounding Average

NAME	YEAR	GMS	AVG.
1. Steve Davidson	1971-72	24	17.5
2. Bill Clifton	1954-55	23	14.0
3. Ray Burrus	1955-56	22	13.8
4. Milt Fitts	1959-60	20	13.5
5. Steve Davidson	1970-71	25	12.9
6. Milt Fitts	1958-59	22	12.0
7. Simmie Hill	1968-69	20	11.3
Jerry Christian	1972-72	22	11.3
9. James McCloud	1969-70	25	10.9
10. Reggie Ramey	1971-72	25	10.5

Assists

NAME	YEAR	GMS	AST.
1. Terry Adolph	1979-80	30	280
2. Terry Adolph	1980-81	27	240
3. Michael Hamelin	1998-99	29	217
4. Maurice Cheeks	1976-77	27	212
5. James Jackson	1981-82	28	202
6. Lionel Foster	2011-12	24	180
7. Dan Elmer	1978-79	27	171
8. Lionel Foster	2010-11	29	167
9. Estrada Murray	2000-01	31	158
Michael Hamelin	1997-98	31	158

INDIVIDUAL CAREER

Points Scored

NAME	YEARS	GMS	PTS.	AVG.
1. M. Lattibeaudiere	93-97	112	1,566	14.0
2. Reggie Ramey	73-76	99	1,440	14.5
3. Price Brookfield	40-42	100	1,406	14.1
4. Tez Dumars	11-15	112	1,230	11.0
5. Maurice Cheeks	75-78	106	1,227	11.8
6. Mike Mitchell	67-69	65	1,197	18.4
7. Simmie Hill	67-69	47	1,189	25.3
8. Damien Lolar	05-07	59	1,175	19.9
9. Joe Thompson	93-97	112	1,152	10.3
10. Troy Burrus	52-54	68	1,138	16.7

Scoring Average

NAME	YEARS	GMS	AVG.
1. Simmie Hill	1967-69	47	25.3
2. Steve Davidson	1970-72	48	19.9
Damien Lolar	2005-07	59	19.9
4. Cedrick Wilbon	1994-96	55	19.2
5. David Chavlovich	2014-Pr.	59	18.6
6. Terry Adolph	1979-81	57	18.4
7. Mike Mitchell	1967-69	65	18.4
8. James Jackson	1982-84	55	18.3
9. Rod Prater	2003-05	57	17.2
10. Charles Byrd	1986-88	60	16.9

Field Goals Made

NAME	YEARS	GMS	FG
1. Price Brookfield	1939-42	100	606
2. Reggie Ramey	1973-76	99	581
3. M. Lattibeaudiere	1993-97	112	505
4. Rodrigo Mello	1988-91	115	479
5. Simmie Hill	1967-69	47	477
6. Maurice Cheeks	1975-78	106	460
7. Charlie Halbert	1939-42	100	446
8. Terry Adolph	1979-81	57	442
9. Joe Thompson	1993-97	112	435
10. Damian Lolar	2005-07	59	421

Field Goals Attempted

NAME	YEARS	GMS	FGA
1. Reggie Ramey	1973-76	99	1,184
2. M. Lattibeaudiere	1993-97	112	1,156
3. E. Robinson	1978-82	117	1,030
4. Eddie Harris	1978-82	115	980
5. Terry Adolph	1978-81	57	978
6. Tez Dumars	2011-15	112	968
7. Rod Toliver	1989-90	59	931
8. Carl Johnson	1978-92	109	896
9. Steve Davidson	1970-72	48	889
10. Rodrigo Mello	1987-91	108	882

Field Goal %

NAME	YEARS	FGMFGA	FG%
1. Roy O'Neale	1992-94	294/452	.650
2. Joe Thompson	1993-97	435/678	.642
3. Donald Sims	2011-12	313/495	.632
4. Carlos Silva	2002-05	155/255	.607
5. Maurice Cheeks	1975-78	410/810	.568
6. DaShawn Harris	1995-97	264/471	.561
7. Bijan Dotson	2008-10	209/373	.560
8. Jamil Terrell	2004-05	190/377	.550
9. Rodrigo Mello	1988-91	479/882	.543
Donnell Harrison	1996-98	264/486	.543



Meet The Buffs

The Coaches

2015-16 Review

The Record Book

AllTime Results

WT History

The LSC

Covering The Buffs



6 LSC TOURNAMENT CHAMPIONSHIPS | 24 LONE STAR CONFERENCE TOURNAMENT APPEARANCES | 13 NCAA DIVISION II POSTSEASON APPEARANCES



MARTIN LATTIBEAUDIERE

3-Point Field Goals Made

NAME	YEARS	3PT
1. Martin Lattibeaudiere	1993-97	261
2. David Chavlovich	2014-Pr.	205
3. Charles Byrd	1986-88	194
4. Tez Dumars	2011-15	183
5. Cedrich Wilbon	1994-96	146
6. Matt Madison	1999-03	124
7. Nick Burns	2009-10	120
8. Sammy Simpson	1989-91	116
9. Chad Bertrand	1996-00	115
10. Rod Prater	1999-02	114

3-Point Field Goals Attempted

NAME	YEARS	3PTA
1. Martin Lattibeaudiere	1993-97	662
2. Tez Dumars	2011-15	529
3. David Chavlovich	2014-Pr.	525
4. Charles Byrd	1986-88	389
5. Cedrich Wilbon	1994-96	381
6. Nick Burns	2008-10	348
7. Sean Harrison	1997-99	310
8. Matt Madison	1999-03	305
9. Sammy Simpson	1989-91	299
10. Chad Bertrand	1996-00	289

Free Throws Made

NAME	YEARS	GMS	FT
1. Troy Burrus	1952-54	68	434
2. Mike Mitchell	1967-69	65	375
3. Kyle Shields	2004-08	116	328
4. Albert Myles	2000-02	60	317
5. Maurice Cheeks	1975-78	106	307
6. Ray Burrus	1953-56	84	299
7. M. Lattibeaudiere	1993-97	112	295
8. Joe Thompson	1993-97	112	282
9. Reggie Ramey	1973-76	99	278
10. Damien Lolar	2005-07	59	276

Free Throws Attempted

NAME	YEARS	GMS	FTA
1. Troy Burrus	1952-54	68	559
2. Reggie Ramey	1973-76	99	502
3. Maurice Cheeks	1975-78	106	453
4. Mike Mitchell	1967-69	65	448
5. Kyle Shields	2004-08	116	439
6. Ray Burrus	1953-56	84	427
7. Damien Lolar	2005-07	59	420
8. Joe Thompson	1993-97	112	419
9. Albert Myles	2000-02	60	418
10. M. Lattibeaudiere	1993-97	114	390

Free Throw %

NAME	YEARS	FTM	FTA	FT%
1. Charles Byrd	1986-88	149	169	.882
2. S. Blankenship	1961-63	155	176	.881
3. James Jackson	1982-84	255	302	.844
4. LaDarius Hall	2009-11	171	204	.838
5. Mike Mitchell	1967-69	375	448	.837
6. Troy Fry	1988-91	147	183	.803
7. Terry Adolph	1979-81	162	206	.786
8. Cedrick Wilbon	1994-96	216	275	.784
9. Matt Madison	1999-03	230	295	.779
10. D. Chavlovich	2014-Pr.	180	233	.773

Rebounds


NAME	YEARS	GMS	REB	AVG.
1. Reggie Ramey	1973-76	99	790	8.0
2. Carl Johnson	1977-81	109	764	7.0
3. Goliath Yeggins	1980-84	103	760	7.3
4. Rodrigo Mello	1988-91	115	744	6.5
5. Steve Davidson	1970-72	48	730	15.2
6. Milt Fitts	1958-60	60	680	11.3
7. Ray Burrus	1953-56	84	680	8.1
8. Joe Thompson	1993-97	114	620	5.4

Rebound Average


NAME	YEARS	GMS	REB	AVG.
1. Steve Davidson	1970-72	48	730	15.2
2. Milt Fitts	1958-60	60	680	11.3
3. Simmie Hill	1967-69	47	531	11.3
4. Donald Sims	2011-12	56	520	9.3
5. DaShawn Harris	1995-97	56	473	8.4
6. Ray Burrus	1953-56	84	680	8.1
7. Reggie Ramey	1973-76	99	790	8.0
8. Dallas Smith	1974-77	77	534	7.6
9. Damien Lolar	2005-07	59	447	7.5
10. Goliath Yeggins	1980-84	103	760	7.3

Games Played

NAME	YEARS	GMS
1. Kyle Shields	2004-08	116
2. Rodrigo Mello	1988-91	115
3. Matt Madison	1999-03	114
4. Martin Lattibeaudiere	1993-97	112
Joe Thompson	1993-97	112
Tez Dumars	2011-15	112
6. Eurskine Robinson	1979-82	110
7. Carl Johnson	1977-81	109
8. Maurice Cheeks	1975-78	106
9. Goliath Yeggins	1980-84	103
10. Price Brookfield	1939-42	100
Charlie Halbert	1939-42	100



TEZ DUMARS



TROY BURRUS



Meet The Buffs

The Coaches

2015-16 Review

The Record Book

AllTime Results

WT History

The LSC

Covering The Buffs

WAYNE MCCORKLE

1 YEAR (8-2)

1920-21

COACH: WAYNE MCCORKLE
RECORD: 8-2

at Wayland Baptist (W)	61	15
at Wayland Baptist (W)	46	15
at Clarendon (W)	29	13
at Clarendon (L)	30	33
Wayland Baptist (W)	78	14
Wayland Baptist (W)	70	30
Clarendon (W)	60	36
Clarendon (W)	36	26
at Hardin-Simmons (L)	29	37
at Hardin-Simmons (W)	19	18

SAM BURTON

12 YEARS (203-39)

1921-22

COACH: SAM BURTON
RECORD: 12-4

at Hardin-Simmons (L)	19	29
at Hardin-Simmons (L)	21	22
at Abilene Christian (L)	33	34
at Abilene Christian (W)	25	24
Clarendon (W)	62	27
Clarendon (W)	57	47
at New Mexico Military (L)	31	42
at New Mexico Military (W)	42	28
Decatur Baptist (W)	56	23
Decatur Baptist (W)	66	33
at Wayland (W)	50	34
at Wayland (W)	31	27
Wayland (W)	53	19
Wayland (W)	57	28
at Clarendon (W)	50	30
at Clarendon (W)	62	38

1922-23

COACH: SAM BURTON
RECORD: 13-3

Howard Payne (W)	31	23
Howard Payne (W)	26	14
Hardin-Simmons (L)	26	30
Hardin-Simmons (W)	30	17
at North Texas (L)	27	28
at North Texas (W)	24	22
at TAMU-Commerce (W)	25	15
at TAMU-Commerce (W)	21	19
at Southwestern U (W)	29	28
at Southwestern U (W)	30	12
at Sam Houston State (L)	27	28
at Sam Houston State (W)	29	21
at Southwest Texas State (W)	28	5
at Southwest Texas State (W)	30	14
New Mexico Military (W)	53	9
New Mexico Military (W)	26	17

1923-24

COACH: SAM BURTON
RECORD: 13-3

Wayland Baptist (W)	28	21
Wayland Baptist (W)	26	13
Abilene Christian (W)	37	20
Abilene Christian (W)	37	23
New Mexico Military (W)	55	15
New Mexico Military (W)	53	12
Sam Houston State (W)	46	22
Sam Houston State (W)	29	22
at Hardin-Simmons (W)	25	14
at Hardin-Simmons (L)	17	19
at North Texas State (W)	25	20
at North Texas State (W)	20	17
at Oklahoma State (L)	36	42
at Oklahoma State (L)	8	36
at New Mexico Military (W)	42	11
at New Mexico Military (W)	46	26

1924-25

COACH: SAM BURTON
RECORD: 20-3

at Southwestern U (L)	19	23
at Southwest Texas State (W)	29	26
at Southwest Texas State (W)	27	17
at Sam Houston State (L)	17	18
at Sam Houston State (W)	28	24
at S.F. Austin State (W)	27	14
at S.F. Austin State (W)	19	18
New Mexico Military (W)	71	22
New Mexico Military (W)	56	11
Hardin-Simmons (W)	47	13
Hardin-Simmons (W)	37	23

Trinity (L)	5	14
Trinity (W)	57	17
at New Mexico Military (W)	42	22
at New Mexico Military (W)	43	18
North Texas (W)	25	20
North Texas (W)	27	13
at Abilene Christian (W)	30	12
at Abilene Christian (W)	36	18
at McMurry (W)	39	26
at McMurry (W)	38	25
at Hardin-Simmons (W)	40	24
at Hardin-Simmons (L)	25	32

1925-26

COACH: SAM BURTON
RECORD: 12-4

Wayland Baptist (W)	28	12
Daniel Baker (W)	33	24
Daniel Baker (W)	45	24
at Wayland Baptist (W)	33	15
at Texas Tech (W)	32	17
McMurry (W)	42	14
Texas Tech (W)	43	19
Texas Tech (W)	42	21
New Mexico Military (W)	46	16
Abilene Christian (L)	31	37
Abilene Christian (W)	35	25
at North Texas (L)	32	37
at North Texas (W)	31	29
Texas A&M-Commerce (L)	33	36
at Texas A&M-Commerce (W)	26	33
at Texas A&M-Commerce (W)	31	12

1926-27

COACH: SAM BURTON
RECORD: 23-3

at Baylor (W)	28	15
at Texas (W)	41	36
Southwestern Okla. (L)	32	45
Southwestern Okla. (W)	26	22
at New Mexico Military (W)	23	15
at New Mexico Military (W)	31	21
Sul Ross State (W)	34	26
Sul Ross State (W)	35	18
Wayland Baptist (W)	42	17
Sam Houston State (W)	46	9
Sam Houston State (W)	42	16
Texas Tech (W)	43	19
Texas Tech (W)	40	17
Texas A&M-Commerce (W)	44	23
Texas A&M-Commerce (W)	51	13
at Texas Tech (W)	40	18
at Texas Tech (W)	38	23
at Daniel Baker (L)	35	38
at Daniel Baker (W)	31	30
at McMurry (W)	35	18
at McMurry (W)	39	20
at Abilene Christian (W)	29	19
at Abilene Christian (W)	39	33
North Texas (W)	28	22
North Texas (L)	17	26
at North Texas (W)	29	22

1927-28

COACH: SAM BURTON
RECORD: 19-4

at Texas (L)	33	41
at Baylor (W)	39	31
at Baylor (L)	27	38
Southwestern Okla. (W)	46	24
Southwestern Okla. (W)	42	24
Texas Tech (W)	27	25
Texas Tech (W)	25	20
Abilene Christian (W)	34	29
Abilene Christian (W)	42	29
at North Texas (L)	12	22
at North Texas (W)	26	19
at TAMU-Commerce (W)	27	25
at TAMU-Commerce (W)	25	17
McMurry (W)	44	25
McMurry (W)	40	23
Hardin-Simmons (W)	63	36
Hardin-Simmons (W)	60	30
at Texas Tech (L)	29	39
at Texas Tech (W)	36	35
New Mexico Military (W)	57	9
New Mexico Military (W)	36	9
Stephen F. Austin (W)	48	22
Stephen F. Austin (W)	52	25

1928-29

COACH: SAM BURTON
RECORD: 17-4

at Baylor (W)	50	28
at Baylor (W)	47	26
Southwestern Okla. (W)	33	31
Southwestern Okla. (W)	25	19
Panhandle State (W)	37	28
Panhandle State (W)	41	30
at Texas A&M-Commerce (L)	33	39
at Texas A&M-Commerce (L)	28	31
Wayland Baptist (W)	57	20

Wayland Baptist (W)	47	7
Daniel Baker (W)	39	30
Daniel Baker (L)	31	36
Texas Tech (W)	32	14
at Texas Tech (W)	33	24
at New Mexico Military (W)	46	17
at New Mexico Military (W)	25	19
Texas Tech (W)	48	26
Texas Tech (W)	51	22
at Daniel Baker (L)	27	33
New Mexico Highlands (W)	37	28
New Mexico Highlands (W)	30	16

1929-30

COACH: SAM BURTON
RECORD: 18-3

Hardin-Simmons (W)	32	19
at New Mexico State (W)	34	18
at New Mexico State (W)	36	15
at Texas-El Paso (W)	30	21
at Sul Ross State (W)	43	29
at Sul Ross State (W)	41	17
North Texas (W)	26	17
North Texas (L)	21	23
Phillips 66 (L-exhib.)	22	54
Abilene Christian (W)	54	18
Abilene Christian (W)	53	17
Sul Ross State (W)	50	19
Sul Ross State (W)	49	13
at Texas Tech (W)	33	24
at Texas Tech (W)	37	35
at McMurry (W)	23	19
at McMurry (W)	37	28
at Hardin-Simmons (L)	20	32
Texas Tech (L)	32	38
Texas Tech (W)	25	14
Panhandle State (W)	42	30
at New Mexico Military (W)	52	11

1930-31

COACH: SAM BURTON
RECORD: 17-2

Baylor (L)	32	36
Panhandle State (W)	45	18
Texas-El Paso (W)	41	26
Texas Tech (W)	39	23
Texas Tech (W)	31	29
Phillips 66 (L-exhib.)	29	30
Hardin-Simmons (W)	38	17
Daniel Baker (W)	35	34
Daniel Baker (W)	26	17
Abilene Christian (W)	49	24
Abilene Christian (W)	39	26
McMurry (W)	48	25
McMurry (W)	41	11
Sul Ross State (W)	42	21
Sul Ross State (W)	59	23
Texas Tech (W)	50	43
Texas Tech (W)	43	29
Texas A&M-Commerce (W)	51	33
Texas A&M-Commerce (L)	30	35
Texas A&M-Commerce (W)	32	29

1931-32

COACH: SAM BURTON
RECORD: 20-3

Southwestern Okla. (W)	34	22
Southwestern Okla. (W)	23	15
at Sul Ross State (W)	51	25
at Sul Ross State (W)	43	29
at Texas Tech (W)	54	36
at Texas Tech (W)	52	21
Panhandle State (W)	77	28
Panhandle State (W)	90	18
at North Texas (W)	47	18
at Texas Christian (L)	31	37
at McMurry (W)	47	30
at McMurry (W)	43	41
at Hardin-Simmons (W)	57	40
at Hardin-Simmons (W)	51	34
at Hardin-Simmons (W)	48	22
at Hardin-Simmons (W)	63	36
Abilene Christian (W)	50	32
Abilene Christian (W)	40	26
Texas Tech (W)	51	35
Texas Tech (W)	45	35
AAU National Tournament		
*K.C. Athletic Club (W)	32	25
*Southern Kansas Stage (L)	26	37
at Southern Kansas Stage (L)	31	40

1932-33

COACH: SAM BURTON
RECORD: 19-3

Olson's Swedes (W)	46	22
Alumni (W-exhib.)	51	43
Southwestern Okla. (W)	36	20
Southwestern Okla. (W)	32	28
Southern Kansas Stage (L)	18	38
Oklahoma City (W)	41	22
Phillips (L)	28	36

House of David (W)	49	31
Southwestern Okla. (W)	51	19
Texas Tech (W)	66	30
Texas Tech (W)	42	17
Wichita Henry's (W)	29	26
Wichita Henry's (L)	37	39
Oklahoma City (W)	43	24
Oklahoma City (W)	35	28
Southwestern Okla. (W)	44	31
Southwestern Okla. (W)	37	31
Southern Kansas Stage (W)	30	23
Pasadena Majors (W)	42	30
Texas Tech (W)	43	29
Texas Tech (W)	37	25
AAU National Tournament		
*Northwestern Okla. (W)	36	28
*Central Missouri (W)	33	25
*Wichita Henry's (L)	17	37

CARL YORK

1 YEAR (7-12)

1933-34

COACH: CARL YORK
RECORD: 7-12

Southwestern Okla. (L)	30	43
Southwestern Okla. (L)	25	26
Northwestern Oklahoma (L)	23	36
Northwestern Oklahoma (W)	32	25
New Mexico Highlands (W)	32	21
New Mexico Highlands (W)	25	23
Central Oklahoma (L)	33	37
Central Oklahoma (L)	29	39
Texas Tech (W)	23	22
Texas Tech (L)	22	29
Arizona State (W)	48	32
New Mexico Highlands (W)	36	32
New Mexico Highlands (L)	25	33
Texas Tech (L)	27	34
Texas Tech (L)	27	32
Northwestern Oklahoma (L)	31	37
Northwestern Oklahoma (L)	34	42
Southwestern Okla. (L)	24	33
Southwestern Okla. (W)	29	25

AL BAGGETT

7 YEARS (174-54)

1934-35

COACH: AL BAGGETT
RECORD: 12-6

Panhandle State (L)	27	33
Texas Tech (W)	36	27
Texas Tech (L)	25	53
Central Oklahoma (L)	28	31
Central Oklahoma (W)	36	26
Sul Ross State (W)	39	21
Sul Ross State (W)	32	25
New Mexico Highlands (W)	47	34
New Mexico Highlands (W)	36	31
Panhandle State (W)	45	35
Panhandle State (W)	27	24
Sul Ross State (W)	34	32
Sul Ross State (L)	35	36
Texas Tech (W)	33	27
Texas Tech (W)	28	21
Hardin-Simmons (L)	38	41
Hardin-Simmons (W)	37	36
AAU National Tournament		
*Hutchinson (Kan.) (L)	28	47

1935-36

COACH: AL BAGGETT
RECORD: 19-9

Eastern New Mexico (W)	46	24
Eastern New Mexico (W)	59	19
McPherson (W)	53	25
Panhandle State (W)	38	24
Northwestern Oklahoma (L)	27	30
Baker (W)	33	24
Phillips (W)	35	23
Southwestern Okla. (L)	32	42
Texas A&M-Commerce (L)	31	33
Texas A&M-Commerce (L)	38	44
Stephen F. Austin (L)	24	30
Sam Houston State (W)	27	21
McMurry (W)	47	25
St. Mary's (Texas) (W)	36	24
St. Mary's (Texas) (W)	55	26
Hardin-Simmons (L)</		



Oklahoma City (W)	47	30
Oklahoma City (W)	65	34
Texas A&M-Commerce (W)	45	35
Texas A&M-Commerce (L)	38	44
Chihuahua Teachers (W)	80	58
Western New Mexico (W)	57	49
Central Missouri (L)	34	43
Hardin-Simmons (W)	61	30
Hardin-Simmons (W)	56	26
NAIB Nationals - Kansas City, MO		
Dakota Wesleyan (L)	38	41

1939-40

COACH: AL BAGGETT
RECORD: 26-8

Western New Mexico (L)	26	29
Western New Mexico (L)	35	36
Drake (W)	71	60
Drake (L)	33	38
Arkansas (L)	43	48
Phillips (L)	35	38
Arizona (W)	52	43
Tulsa (W)	42	30
McMurry (W)	65	32
McMurry (W)	72	35
Abilene Christian (W)	56	35
Abilene Christian (W)	43	35
Hardin-Simmons (W)	49	25
Hardin-Simmons (L)	25	32
Daniel Baker (W)	79	19
Daniel Baker (W)	78	47
Texas A&M-Kingsville (W)	67	20
Texas A&M-Kingsville (W)	62	28
St. Mary's (Texas) (W)	74	43
St. Mary's (Texas) (W)	44	41
St. Mary's (Texas) (W)	69	36
St. Mary's (Texas) (W)	69	37
Hardin-Simmons (W)	75	39
Hardin-Simmons (W)	73	35
Western New Mexico (W)	42	41
Western New Mexico (L)	48	49
*New Mexico Highlands (W)	70	61
*Peru State (W)	81	63
*Western New Mexico (W)	63	49
Stephen F. Austin (L)	54	50
Chihuahua State (W)	66	57
Chihuahua State (W)	45	40
NAIB Nationals - Kansas City, Mo.		
*South Dakota Northern (W)	60	52
*Tarkio (L)	49	50

1940-41

COACH: AL BAGGETT
RECORD: 29-6 (BORDER 16-0)

Southern Methodist (L)	32	34
Southern Methodist (W)	46	36
Baker (W)	59	50
South Dakota (W)	67	42
Omaha (W)	53	35
Morningside (W)	52	41
Drake (L)	48	51
Drake (W)	50	49
Simpson (L)	48	65
Nebraska State (W)	67	42
Tarkio (W)	53	45
Tulsa (W)	61	42
Southeastern Okla. (W)	44	28
Texas (L)	40	43
Oklahoma State (L)	41	44
McMurry (W)	74	27
McMurry (W)	73	36
Hardin-Simmons (W)	74	40
Hardin-Simmons (W)	67	36
Texas A&M-Kingsville (W)	73	26
Texas A&M-Kingsville (W)	50	36
St. Mary's (Texas) (W)	53	50
St. Mary's (Texas) (W)	49	34
Hardin-Simmons (W)	80	35
Hardin-Simmons (W)	76	34
Texas A&M-Kingsville (W)	87	47
Texas A&M-Kingsville (W)	90	22
St. Mary's (Texas) (W)	60	28
St. Mary's (Texas) (W)	65	51
Oklahoma City (W)	65	25
NAIB Nationals - Kansas City, Mo.		
*Dubuque (W)	77	39
*St. Mary's (Minn.) (W)	52	39
*Delta State (W)	54	34
*San Diego State (L)	40	43
*Santa Barbara (W)	43	35

1941-42

COACH: AL BAGGETT
RECORD: 28-3 (BORDER 14-0)

at Chihuahua State (W)	60	46
at Chihuahua State (W)	49	35
Eastern New Mexico (W)	111	22
Omaha (W)	88	25
Texas-El Paso (W)	75	45
Northern Arizona (W)	64	36
Arizona State (W)	55	29
Arizona (W)	71	52

East Central (W)	70	37
Arkansas (W)	54	41
Pittsburg State (W)	57	55
Oklahoma State (W)	37	31
at Bradley (L)	49	52
at Evansville (W)	64	45
at DePaul (W)	60	43
New Mexico (W)	67	44
New Mexico State (W)	78	37
at Buffalo State (W)	105	42
*Long Island (L-OT)	56	58
at St. Joseph's (Pa.) (W)	59	56
Hardin-Simmons (W)	87	30
Texas Tech (W)	63	49
Hardin-Simmons (W)	108	45
Northern Arizona (W)	93	42
Arizona State (W)	87	39
Arizona (W)	66	59
New Mexico (W)	75	45
New Mexico State (W)	81	47
Texas-El Paso (W)	88	65
Texas Tech (W)	50	39
N.I.T. - New York, N.Y.		
Creighton (L)	58	59

GUS MILLER

14 YEARS (197-137)

1942-43

COACH: GUS MILLER
RECORD: 16-7 (BORDER 12-0)

Texas Wesleyan (W)	52	49
Texas Wesleyan (L)	57	61
*Texas Christian (L)	42	45
*Baylor (L)	47	51
*Southwest Missouri (W)	55	51
Hardin-Simmons (W)	59	38
Hardin-Simmons (W)	68	40
at New Mexico (W)	60	45
at New Mexico (W)	57	46
Texas Tech (W)	78	61
Texas Tech (L)	50	43
at Canisius (L)	41	52
*Long Island (L)	53	69
at St. Joseph's (Pa.) (L)	52	65
New Mexico (W)	48	37
New Mexico (W)	45	38
at Texas Tech (W)	52	49
at Texas Tech (W)	53	47
*Northern Arizona (W)	60	44
*Texas-El Paso (W)	67	56
*Texas Tech (W)	53	46
Arizona (L)	39	47

1943-44

DID NOT PLAY

1944-45

COACH: GUS MILLER
RECORD: 16-10 (BORDER 5-3)

at Hardin-Simmons (W)	54	24
at Hardin-Simmons (W)	44	20
at Lubbock Air Base (L)	40	58
at Amarillo Air Base (L)	37	49
Lubbock Air Base (L)	60	64
All-College Tour., Okla. City, OK		
vs. Rice (L)	44	60
vs. Baylor (W)	51	40
vs. Denver (W)	44	35
Hardin-Simmons (W)	68	33
Hardin-Simmons (W)	67	22
at New Mexico (L)	53	54
at New Mexico (L)	34	37
at Eastern New Mexico (W)	62	45
Clovis Air Base (W)	63	41
Amarillo Air Base (L)	45	46
at Clovis Air Base (W)	36	32
Texas Tech (W)	66	38
Texas Tech (W)	55	43
at Amarillo Air Base (L)	43	49
Eastern New Mexico (W)	84	43
Texas-El Paso (W)	68	51
Texas-El Paso (W)	44	42
at Texas Tech (W)	61	51
at Texas Tech (L)	43	48
NIT - Kansas City, Mo.		
*Wichita (W)	54	43
*Pepperdine (L)	45	52

1945-46

COACH: GUS MILLER
RECORD: 19-8 (BORDER 9-3)

Hereford Guards (W)	76	36
Sheppard Air Base (L)	42	56
at Amarillo Air Base (L)	46	50
Amarillo Air Base (W)	71	48
*Loyola (La.) (W)	60	47
*Valparaiso (L)	34	51
Pepperdine (L)	49	60

New Mexico (W)	59	42
New Mexico Mines (W)	55	51
at Texas Tech (W)	48	43
Abilene Christian (W)	58	37
at New Mexico (L)	36	40
at New Mexico (W)	47	34
at Eastern New Mexico (W)	71	24
Texas Tech (W)	45	44
at Texas Tech (L)	40	48
Hardin-Simmons (W)	73	45
Hardin-Simmons (W)	69	39
at Hardin-Simmons (W)	58	31
at Hardin-Simmons (W)	49	39
Texas Tech (W)	50	42
Eastern New Mexico (W)	71	35
at New Mexico (W)	46	38
*Arizona (L)	37	44
*Southwestern U (W)	50	44
NAIB Nationals - Kansas City, Mo.		
*Eau Claire (W)	71	47
*Nevada (L)	46	60

1946-47

COACH: GUS MILLER
RECORD: 13-11 (BORDER 8-8)

*Abilene Christian (W)	46	45
Texas Wesleyan (L)	38	45
Texas Wesleyan (L)	68	72
at Arizona (L)	43	54
at Arizona State (L)	35	36
at Northern Arizona (L)	36	41
at College of Emporia (W)	56	52
*Dakota Wesleyan (W)	52	44
at Emporia State (W)	70	31
Northern Arizona (L)	44	45
Arizona State (W)	56	39
Hardin-Simmons (W)	57	31
at Loyola (La.) (L)	47	54
*Furman (W)	45	43
Texas Tech (W)	41	36
at Texas Tech (L)	41	57
Texas-El Paso (W)	62	38
Hardin-Simmons (L)	50	52
at Texas-El Paso (L)	46	56
at New Mexico State (W)	63	51
New Mexico (L)	47	51
Arizona (W)	62	57
New Mexico State (W)	63	55
New Mexico (W)	62	54

1947-48

COACH: GUS MILLER
RECORD: 11-13 (BORDER 7-9)

Northwestern Oklahoma (W)	70	44
*Morehead State (W)	62	53
*Hardin-Simmons (W)	54	52
at Indiana State (L)	50	71
at Bradley (L)	51	61
New Mexico (W)	69	54
New Mexico State (W)	59	49
Hardin (W)	52	49
L.A. Invitational - Los Angeles, Calif.		
*Marshall (L)	55	56
at Pepperdine (L)	47	59
at Hardin-Simmons (L)	38	41
Arizona (L-OT)	69	72
at Arizona (L)	51	67
at Arizona State (L)	48	63
at Northern Arizona (L)	42	50
Hardin-Simmons (W)	51	39
Texas-El Paso (W)	65	52
Arizona State (W)	45	39
Northern Arizona (W)	46	36
at New Mexico (L)	47	48
at New Mexico State (L)	50	56
at Texas-El Paso (W)	58	55
at Texas Tech (L)	36	48
Texas Tech (L)	46	67

1948-49

COACH: GUS MILLER
RECORD: 16-7 (BORDER 7-7)

Hardin (W)	71	42
*Phillips 66 (L-exhib.)	42	56
*New Mexico (W)	56	42
Northern Arizona (W)	56	43
Arizona State (W)	63	44
North Texas (W)	66	52
Marshall (W)	66	47
All-College Tournament - Enid, OK		
*N.E. Oklahoma (W)	78	69
*Northwestern La. (W)	51	42
*Northwest Missouri (W)	58	43
at Texas-El Paso (L)	43	44
at New Mexico State (W)	58	43
at New Mexico (L)	50	52
Texas-El Paso (W)	60	41
Texas Tech (L)	39	53
at Northern Arizona (W)	52	49
at Arizona State (L)	40	50
at Arizona (L)	59	61
Hardin-Simmons (W)	61	50
Arizona (W)	52	46

New Mexico State (W)	43	38
New Mexico (W)	60	48
at Texas Tech (L)	61	70
at Hardin-Simmons (L)	45	71

1949-50

COACH: GUS MILLER
RECORD: 19-10 (BORDER 9-5)

at Texas Tech (W)	67	45
McMurry (W)	74	30
at Wichita (L)	61	67
at Trinity (W)	65	45
at Texas (W)	46	42
at North Texas (W)	55	51
*Regis (L)	51	64
*Baldwin-Wallace (W)	64	56
at Texas-El Paso (L-OT)	52	54
*New Mexico (W)	63	46
Pepperdine (W)	58	45
at Texas Tech (W)	60	43
Hardin-Simmons (W)	68	50
New Mexico (W)	37	33
at Northern Arizona (L)	37	44
at Arizona State (L)	63	68
at Arizona (L)	59	67
at Hardin-Simmons (L)	47	53
Northern Arizona (W)	58	46
Arizona State (L)	54	61
at New Mexico (W)	70	61
at New Mexico State (L)	49	50
at Texas-El Paso (W)	72	49
New Mexico State (W)	70	55
Texas-El Paso (W)	88	61
Arizona (W)	61	42
Texas Tech (W)	47	43
Texas Wesleyan (W)	74	55
at Texas A&M-Commerce (L)	53	56

1950-51

COACH: GUS MILLER
RECORD: 14-12 (BORDER 9-7)

*Dowell's Saratoga (W)	53	45
*Dowell's Saratoga (W)	45	44
*Southeastern Okla. (W)	72	47
at Kentucky (L)	43	73
*Oklahoma State (L)	32	63
at Western Kentucky (L)	46	79
*Pepperdine (W)	70	60
*Murray State (L)	44	52
at Cincinnati (L)	41	64
Regis (W)	72	67
New Mexico State (W)	72	54
New Mexico (W)	69	47
Arizona (L)	53	59
Texas Tech (L)	55	56
Hardin-Simmons (W)	48	47
at Arizona (L)	48	74
at Arizona State (W)	62	57
at Flagstaff State (W)	72	38
Arizona State (W)	89	62
Flagstaff State (W)	72	38
at Texas Tech (L)	61	65
Texas-El Paso (W)	81	59
Hardin-Simmons (L)	47	49
at New Mexico (L)	54	65
at New Mexico State (L)	58	64
at Texas-El Paso (W)	66	62

1951-52

COACH: GUS MILLER
RECORD: 19-8 (BORDER 12-2)

Amarillo Air Base (W)	67	51
Phillips 66 (L-exhib.)	44	67
New Mexico (W)	69	49
at New Mexico (W)	63	43
*Arizona State (L)	50	59
at Los Angeles (W)	61	44
at Pepperdine (L)	59	64
at UCLA (L)	57	64
Sun Carnival Tour. - El Paso, TX		
*New Mexico State (L)	57	72
at Texas-El Paso (W)	71	51
Northern Arizona (W)	98	41
New Mexico State (W)	49	35
Texas-El Paso (W)	69	48
at Hardin-Simmons (W)	60	54
Texas Tech (W)	66	57
at Texas-El Paso (W)	60	52
at New Mexico State (L)	44	49
at Arizona (W)	59	57
at Arizona State (W)	70	69
at Flagstaff State (W)	93	56
Arizona (W)	79	73
Hardin-Simmons (W)	81	54
Arizona State (W)	75	62
at Texas Tech (L)	85	89
*Midwestern State (W)	73	61
New Mexico State (L)	51	62
NAIA National Tournament		
*West Liberty State (W)	88	69
*Murray State (L-OT)	73	75

1952-53

COACH: GUS MILLER
RECORD: 8-13 (BORDER 5-9)

at New Mexico (L)	46	62
at New Mexico (L)	53	64
McMurry (W)	90	72

at Hardin-Simmons (W)	62	59
Texas-El Paso (W)	80	79
New Mexico State (L)	62	66

1956-57

COACH: GUS MILLER
RECORD: 6-14 (BORDER 3-7)

McNeese State (W)	61	50
at Middle Tennessee (L)	78	96
at Tennessee Tech (L)	76	83
at Murray State (L)	65	74
at Murray State (L)	66	88
Centenary (W)	78	75
West Texas Holiday - Canyon, TX		
North Texas State (W)	75	62
New Mexico (L-OT)	78	88
at Texas-El Paso (L)	50	61
at New Mexico State (L)	56	61
Arizona State (W)	83	82
at Hardin-Simmons (L)	67	84
Texas Tech (L)	68	84
Hardin-Simmons (L)	51	55
at Arizona (L)	67	77
at Arizona State (L)	82	94
Texas-El Paso (L)	73	83
Arizona (W)	71	67
at Texas Tech (L)	59	63
New Mexico State (W)	76	60

BORDEN PRICE

2 YEARS (9-30)

1957-58

COACH: BORDEN PRICE
RECORD: 3-15 (BORDER 2-8)

at Pepperdine (L)	74	83
at Santa Clara (L)	46	58
at San Francisco (L)	45	73
at Texas Tech (L)	73	95
Middle Tennessee (L)	85	88
Santa Clara (W-OT)	74	72
Louisiana Invite - Shreveport, LA		
*Northwestern La. (L)	66	69
*Citadel (L)	71	79
at Hardin-Simmons (L)	57	62
Texas-El Paso (L)	73	82
New Mexico State (L)	72	73
at Arizona (W)	72	62
at Arizona State (L)	80	88
Arizona (W)	80	49
Arizona State (L)	71	101
Hardin-Simmons (L)	57	59
at New Mexico State (L)	65	90
at Texas-El Paso (L-OT)	67	78

1958-59

COACH: BORDEN PRICE
RECORD: 6-15 (BORDER 5-5)

at Texas Tech (L)	67	93
Midwestern State (L)	68	71
at Utah (L)	68	93
at Utah State (L)	61	69
at Idaho State (L)	42	79
at Idaho State (L)	59	63
at Oklahoma City (L)	63	90
Centenary (L)	63	72
Arizona (W)	90	76
Arizona State (W)	103	98
at New Mexico State (L)	57	81
at Texas-El Paso (L)	63	79
McMurry (L)	66	73
Oklahoma City (L)	64	77
Hardin-Simmons (W)	80	66
Abilene Christian (L)	68	91
Phillips (L-exhib.)	59	81
at Arizona State (L)	70	74
at Arizona (W)	84	78
at Hardin-Simmons (L)	63	92
at Midwestern State (W)	88	82
Texas-El Paso (L)	58	67
New Mexico State (W)	83	75

METZ LAFOLLETTE

4 YEARS (29-61)

1959-60

COACH: METZ LAFOLLETTE
RECORD: 11-9 (BORDER 7-3)

at North Texas (L)	72	78
at Houston (L)	60	105
at Midwestern State (W)	75	67
Midwestern State (W)	74	67
Abilene Christian (L)	66	79
*Eastern New Mexico (W)	95	70
North Texas (L)	69	78

Taylor (W)	76	62
at Hardin-Simmons (W)	102	84
at Abilene Christian (L)	83	97
at Oklahoma City (L)	84	97
Arizona State (W)	87	84
Arizona (W)	80	68
at Arizona State (L)	85	104
at Arizona (L)	86	77
Texas-El Paso (W)	62	76
New Mexico State (W)	66	65
Texas-El Paso (W)	72	59
New Mexico State (L)	59	92
Hardin-Simmons (W)	85	81

1960-61

COACH: METZ LAFOLLETTE
RECORD: 7-16 (BORDER 1-9)

Midwestern State (L)	66	83
at Abilene Christian (W)	61	57
at McMurry (L)	61	70
at Centenary (L)	62	66
at Mississippi Southern (L)	60	90
at North Texas (L)	69	89
Sunshine Tour - Portales, N.M.		
*Sul Ross State (W)	81	76
at Eastern New Mexico (W)	81	74
Oklahoma City (L)	74	89
Abilene Christian (W)	75	70
Hardin-Simmons (W)	73	70
McMurry (L)	79	87
North Texas (W)	84	81
Arizona (L)	77	81
Arizona State (L)	70	78
Texas-El Paso (L)	67	71
at Oklahoma City (W)	78	75
at Arizona (L)	63	66
at Arizona State (L)	71	108
at Hardin-Simmons (L)	81	98
at New Mexico State (L)	63	88
at Texas-El Paso (L)	80	102
New Mexico State (L)	51	71

1961-62

COACH: METZ LAFOLLETTE
RECORD: 5-18 (BORDER 3-5)

at Seattle (L)	53	72
at Portland (L)	75	82
at San Francisco (L)	51	100
at Utah (L)	61	96
Abilene Christian (L)	64	74
at McMurry (L)	58	80
at Abilene Christian (L)	72	89
Southwestern Missouri (L)	63	79
at Midwestern State (L)	72	73
North Texas (W)	85	80
at Arizona State (L)	67	97
at Arizona (L)	68	76
Hardin-Simmons (W)	64	60
at Hardin-Simmons (W)	91	75
Oklahoma City (L)	75	100
McMurry (L)	93	94
at Oklahoma City (L)	106	129
Arizona State (L)	103	107
Arizona (W)	87	72
New Mexico State (W)	83	82
Texas-El Paso (L)	60	75
at New Mexico State (L)	66	93
at Texas-El Paso (L)	60	74

1962-63

COACH: METZ LAFOLLETTE
RECORD: 6-18

at North Texas (L)	56	77
Midwestern State (W)	89	75
Drake (L)	54	97
at Creighton (L)	65	90
at Midwestern State (L)	72	81
at McMurry (L)	77	81
Idaho State (L)	72	74
Gulf Coast Classic - Shreveport, LA		
*Louisiana Tech (L)	77	81
*George Washington (L)	69	71
*Northwestern La. (W)	85	77
New Mexico (W)	63	58
Eastern New Mexico (W)	84	49
New Mexico State (W)	75	64
at Abilene Christian (W)	71	69
at Hardin-Simmons (L)	66	85
McMurry (L)	76	88
Texas-El Paso (L)	59	92
Hardin-Simmons (L)	78	88
Abilene Christian (L)	85	88
at Oklahoma City (L)	59	104
at Eastern New Mexico (L)	74	79
at New Mexico State (L)	65	92
at Texas-El Paso (L)	42	84
Oklahoma City (L)	84	98

JIMMY VIRAMONTES

4 YEARS (38-53)

1963-64

COACH: JIMMY VIRAMONTES
RECORD: 13-9

Texas Wesleyan (W)	126	87
North Texas (L)	78	88
at Texas Wesleyan (W)	101	75
Midwestern State (L)	82	89
at Tennessee Tech (L)	88	89
at Western Kentucky (W)	84	83
at Murray State (W)	79	74
Washington (Mo.) (L)	65	72
at New Mexico (L)	63	85
at New Mexico State (W-OT)	55	53
at Texas Western (L)	66	84
Hardin-Simmons (W)	56	55
at Eastern New Mexico (W)	87	72
Texas-El Paso (L)	53	61
at Hardin-Simmons (L)	68	103
at Eastern New Mexico (W)	89	82
at McMurry (W)	76	70
at Midwestern State (L)	60	71
at Oklahoma City (W)	56	54
McMurry (W)	106	88
Oklahoma City (W)	89	80
Phillips 66 (L-exhib.)	83	99
New Mexico State (W)	100	58

1964-65

COACH: JIMMY VIRAMONTES
RECORD: 18-9

New Mexico Highlands (W)	113	96
Sul Ross State (W)	87	66
at Abilene Christian (L)	62	84
at McMurry (W-OT)	79	78
at Eastern N.M. (W-OT)	83	82
at Sul Ross State (W)	97	83
Hayward State (W)	57	55
Holiday D.H. - Canyon, TX		
Idaho State (W)	99	88
North Texas (L)	70	75
Panhandle State (W)	72	58
at Oklahoma City (L)	59	86
McMurry (W)	75	70
at Seattle (L)	57	103
at Seattle (L)	70	90
Texas-El Paso (W)	56	54
Oklahoma City (L)	68	86
at N.M. Highlands (W)	86	74
at Panhandle State (W)	72	57
Abilene Christian (L)	72	78
Eastern New Mexico (W)	102	79
Hardin-Simmons (W)	95	74
at Texas-El Paso (L)	45	71
at New Mexico State (W)	78	67
Hardin-Simmons (W)	65	54
at New Mexico State (W)	78	67
New Mexico State (W)	100	77
at Hardin-Simmons (L)	50	54

1965-66

COACH: JIMMY VIRAMONTES
RECORD: 16-7

Abilene Christian (L)	52	62
Eastern New Mexico (L)	72	74
North Texas (L)	71	73
at North Texas (L)	59	65
at Tulsa (L)	53	81
at Southern Colorado (L)	79	84
at Ohio State (L)	53	78
at Detroit (L)	57	68
New Mexico State (W)	99	79
Panhandle State (W)	85	63
at Eastern New Mexico (W)	68	55
at Abilene Christian (L)	60	71
Sul Ross State (W)	111	72
at Texas-El Paso (L)	50	69
at New Mexico State (L)	73	82
at Oklahoma City (L)	69	87
at Panhandle State (L)	67	70
at Sul Ross State (W)	96	90
Southern Colorado (W)	95	91
at Hardin-Simmons (L)	65	74
Oklahoma City (L)	80	87
Texas-El Paso (L)	64	78
Hardin-Simmons (L)	94	104

1966-67

COACH: JIMMY VIRAMONTES
RECORD: 1-18

Tulsa (L)	57	70
Abilene Christian (L)	61	68
Texas A&M (W)	89	71
Golden Spike Tour - Ogden, UT		
Cal State-Los Angeles (L)	86	98
Northern Illinois (L)	89	94
Centenary (L)	68	76

Colorado State (L)	72	90
Texas-El Paso (L)	73	85
Houston (L)	72	103
Oklahoma City (L)	103	128
New Mexico State (L)	68	87
Abilene Christian (L)	69	70
Hardin-Simmons (L)	91	102
Oklahoma City (L)	75	107
Hardin-Simmons (L)	71	103
Centenary (L)	102	104
Houston (L)	76	120
Texas-El Paso (L)	67	97
New Mexico State (L)	67	83

DENNIS WALLING

6 YEARS (82-66)

1967-68

COACH: DENNIS WALLING
RECORD: 10-11

Phillips 66 (exhib.)	82	87
Texas-Arlington (L)	83	89
at Texas A&M (L)	83	89
at New Mexico (L)	78	94
Albuquerque (W)	87	77
Colorado State (L)	88	99
at Houston (L)	53	98
at Oklahoma City (W)	88	85
Centenary (W)	92	85
at Texas-El Paso (L)	61	79
at New Mexico State (L)	64	76
at Colorado State (L)	72	90
at Hardin-Simmons (W)	80	70
at Abilene Christian (W)	93	78
Oklahoma City (W)	105	87
Hardin-Simmons (W)	84	65
at Centenary (W)	89	79
Abilene Christian (W)	90	81
Texas-El Paso (W)	65	63
New Mexico State (L)	77	78
at Texas-Arlington (L)	92	100
Houston (L)	76	107

1968-69

COACH: DENNIS WALLING
RECORD: 18-8

Weber State (W)	89	77
Eastern New Mexico (W)	87	72
Southwestern Louisiana (W)	79	75
Southwestern Louisiana (L)	74	90
Southern Miss. Tour - Hattiesburg, MS		
Southern Mississippi (L)	75	83
Illinois State (W)	91	67
Colorado State (W)	102	83
East Central (W)	93	65
Texas-Arlington (W)	95	87
Houston (W)	86	76
Hardin-Simmons (W)	111	104
Eastern New Mexico (W)	75	68
Texas-Arlington (W)	95	77
Utah State (W)	102	92
Utah (L)	82	104
Weber State (L)	76	92
Denver (W)	81	75
Pan American (W)	91	63
Colorado State (L)	53	55
Denver (W)	108	90
New Mexico State (L)	68	69
New Mexico State (W-2OT)	93	91
Hardin-Simmons (L-2OT)	118	122
Utah State (W)	95	83
Colorado State (W)	74	66
National Invitational Tournament vs. Ohio University (L)	80	82

1969-70

COACH: DENNIS WALLING
RECORD: 12-12

at Hardin-Simmons (W)	73	71
Texas-Pan American (W)	94	75
Samford (W)	73	72
at Utah State (L)	87	112
at Weber State (L)	78	97
Oral Roberts (L)	83	86
at Southwestern Louisiana (L)	67	69
at Southern Mississippi (L)	72	75
Eastern New Mexico (W)	84	74
at Texas-Pan American (W)	86	76
at Houston (L)	83	91
Northern Arizona (W)	97	66
Trinity (W)	82	74
Weber State (L)	68	75
New Mexico State (L)	62	88
at Portland (W)	84	72
at Seattle (L)	74	81
at Texas-Arlington (L)	84	88
Texas-Arlington (W)	104	82
Athletes in Action (Exh.)		
Houston Baptist (W)	77	67

Louisiana-Lafayette (W)	96	73
Hardin-Simmons (W)	89	76
at New Mexico State (L)	73	87
Utah State (L)	73	83
Houston (L)	80	96

1970-71

COACH: DENNIS WALLING
RECORD: 19-7

at Weber State (L)	63	73
at Utah State (W)	81	78
Eastern New Mexico (W)	55	45
at Colorado State (L)	93	117
Cal State-Los Angeles (W)	92	80
Colorado State (W)	80	63
Texas-Arlington (W)	107	66
at Houston Baptist (W)	82	72
at Houston (L)	71	90
at Texas-Pan American (W)	91	76
New Mexico State (W)	72	67
at Cal State-Los Angeles (L)	78	83
at Loyola (Calif.) (W)	84	73
Southern Mississippi (W)	108	65
Southwestern Louisiana (L)	86	91
at Morehead State (L)	78	90
at Cincinnati (W)	92	



6 LSC TOURNAMENT CHAMPIONSHIPS | 24 LONE STAR CONFERENCE TOURNAMENT APPEARANCES | 13 NCAA DIVISION II POSTSEASON APPEARANCES

RON EKKER

5 YEARS (65-70)

1973-74COACH: RON EKKER
RECORD: 11-15

Central Oklahoma (L)	53	60
Quincy College (W)	61	57
Adams State (W)	72	47
Eastern New Mexico (W)	66	40
Hardin-Simmons (W)	72	67
Memphis State (L)	49	53
Texas-Arlington (W)	70	52
North Texas (W)	67	65
New Mexico Highlands (W)	96	65
at Houston (L)	58	88
at Texas-Pan American (L)	66	69
at Tulsa (L)	59	88
at Bradley (L)	61	98
at Drake (W)	58	47
at Louisville (L)	73	99
St. Louis (W)	58	53
Louisville (L)	62	81
at Wichita State (L)	61	72
at North Texas (L)	68	87
Texas-Pan American (L)	61	63
New Mexico State (W)	69	63
at Texas-Arlington (L)	61	66
at Hardin-Simmons (L)	69	73
Wichita State (W)	85	73
Tulsa (L)	86	72
at New Mexico State (L)	62	82

1974-75COACH: RON EKKER
RECORD: 9-17

Panhandle State (W)	89	69
Southwestern Tx. (W-3OT)	82	78
Houston (L)	71	80
Adams State (W)	92	75
St. Cloud State (W)	65	56
Southern Illinois (L)	62	63
at Wisconsin-Milwaukee (L)	87	99
at St. Louis (L)	61	100
Louisville (L)	51	53
North Texas (L)	78	84
at Wichita State (L)	55	60
at Tulsa (W)	77	75
Eastern New Mexico (W)	82	55
New Mexico State (L)	58	72
Tulsa (L)	78	82
at Drake (L)	63	75
at Southern Illinois (L)	50	67
at North Texas (W)	62	63
St. Louis (L)	58	60
Wichita State (W)	89	63
at New Mexico State (L)	53	73
at Eastern New Mexico (W)	68	53
Drake (L)	81	90
Bradley (L)	75	78
at Louisville (L)	69	75
at Bradley (L)	72	75

1975-76COACH: RON EKKER
RECORD: 19-7

Panhandle State (W)	69	59
Southwestern Okla. (W)	77	63
Oklahoma Baptist (W)	71	58
at Texas-El Paso (L)	48	53
Oklahoma State (W)	63	62
McNeese State (W)	69	60
at Jacksonville (W-OT)	69	59
at Samford (W)	64	49
Wisconsin-Milwaukee (W)	85	63
at Louisville (W-OT)	84	78
Tulsa (W)	75	59
Chicago State (W)	99	69
at New Mexico State (W-OT)	61	59
Louisville (L)	57	69
Bradley (W)	66	56
at Wichita State (L)	55	63
at Drake (W)	73	70
North Texas (W)	96	87
New Mexico State (W-OT)	66	66
at Southern Illinois (L)	57	66
at Bradley (W)	74	66
Wichita State (W)	69	62
at Tulsa (L)	76	80
Drake (W)	79	58
at North Texas (L)	69	88
Southern Illinois (L)	46	53

1976-77COACH: RON EKKER
RECORD: 18-12

Panhandle State (W)	102	54
Southwestern Okla. (W)	88	75
Jacksonville (W)	88	75

* at Oklahoma State (W)	2	0
Texas-El Paso (L)	58	59
Sul Ross State (W)	92	52
at Southern Mississippi (W)	67	64
at Indiana State (L)	61	75
North Texas (L)	83	85
Oklahoma Baptist (W)	65	63
New Mexico State (W)	77	69
Indiana State (L)	41	43
at Oklahoma City (W)	68	65
at Tulsa (W)	92	69
Southern Illinois (W-OT)	78	74
Wichita State (L)	72	82
at Oral Roberts (L)	67	87
at Drake (W)	69	67
at Bradley (L)	73	75
Samford (L)	56	57
Drake (W)	90	87
at Southern Illinois (L)	58	76
Tulsa (W-OT)	76	73
Bradley (W)	76	70
at New Mexico State (L-OT)	82	84
at Wichita State (L)	66	74
Tulsa (W)	96	81
MVC Tournament - Las Cruces, N.M.		
at New Mexico State (W)	89	86
at Wichita State (W)	79	68
at Southern Illinois (L)	69	82

*OSU forfeit 81-76 win, ineligible player

1977-78COACH: RON EKKER
RECORD: 8-19

Panhandle State (W)	69	38
Southwestern Okla. (L-OT)	61	71
Oklahoma Baptist (W)	88	54
Oral Roberts (L)	78	89
at North Texas (L)	85	100
East Central (W)	70	57
at Colorado State (L)	70	101
at Utah State (L)	62	80
Southern Mississippi (L)	57	58
Tulsa (L)	56	70
at Indiana State (L)	63	79
at Bradley (L)	67	90
Creighton (L-OT)	60	64
New Mexico State (L)	63	77
Oklahoma City (W)	76	71
Drake (W)	84	76
Bradley (L-OT)	77	81
at Southern Illinois (L)	70	77
at Wichita State (W)	64	59
Indiana State (L)	50	67
at New Mexico State (W)	82	73
at Creighton (L)	51	72
Southern Illinois (L)	61	80
at Tulsa (W)	78	71
at Drake (L)	78	104
Wichita State (L)	74	81
at Indiana State (L)	71	90

KEN EDWARDS
6 YEARS (68-97)**1978-79**COACH: KEN EDWARDS
RECORD: 7-20

Panhandle State (W)	89	59
Wayland Baptist (W)	114	83
Lubbock Christian (W)	97	83
at Kentucky (L)	67	121
at Arkansas (L)	54	84
Colorado State (L)	65	69
North Texas State (W)	79	78
McMurray (W)	93	75
at Oklahoma City (L)	77	87
at Wichita State (L)	84	96
at New Mexico State (L)	87	102
Indiana State (L)	77	98
Southern Illinois (W-OT)	72	69
at Oral Roberts (L)	89	96
at Creighton (L)	62	76
Drake (L)	84	93
Tulsa (L)	85	111
at Bradley (W-2OT)	79	78
at Drake (L)	89	91
Wichita State (L)	69	79
at Southern Illinois (L)	56	84
at Indiana State (L)	75	100
New Mexico State (L)	75	87
Bradley (W)	82	80
at Tulsa (L)	77	79
Creighton (L)	78	80
MVC Tournament - Terre Haute, IN		
at Indiana State (L)	84	94

1979-80COACH: KEN EDWARDS
RECORD: 18-12

Panhandle State (W)	102	54
Southwestern Okla. (W)	88	75
Jacksonville (W)	88	75

Southern Colorado (W)	80	61
at Texas Tech (L)	64	78
at New Mexico (L)	100	112
Cameron (W)	103	88
Wayland Baptist (W)	89	59
Oral Roberts (W)	86	85
at Southern California (W)	86	68
Texas-Pan American (W)	99	82
New Mexico State (W)	103	79
at Creighton (L)	82	92
at Tulsa (W)	84	82
Indiana State (L)	76	81
at North Texas (L)	97	98
Bradley (W)	79	78
Southern Illinois (W)	79	65
at Drake (L)	105	112
at Indiana State (L)	53	61
at Bradley (L)	79	84
Wichita State (W)	87	79
Tulsa (W)	92	80
at New Mexico State (L)	75	91
at Wichita State (L)	83	99
at Southern Illinois (W)	83	76
Oklahoma City (W)	102	98
Creighton (W)	103	86
Drake (W)	90	87
MVC Tournament - Canyon, TX		
New Mexico State (W)	98	87
Creighton (W)	83	67
at Bradley (L)	59	62
National Invitational Tournament		
at Illinois State (L)	63	80

1980-81COACH: KEN EDWARDS
RECORD: 16-11

Lubbock Christian (W)	95	66
Texas Tech (W)	64	62
Missouri Classic - Columbus, MO		
at Missouri (L)	70	88
vs. Pittsburg (W)	92	73
at Texas-Pan American (W)	85	77
Cameron (W)	91	68
U.S. International (W)	93	83
Southern Colorado (W)	122	69
Rebel Roundup - Las Vegas, NV		
vs. Texas Christian (W-OT)	67	63
vs. Nevada-Las Vegas (L)	80	95
Wayland Baptist (W)	92	71
Bradley (L-OT)	86	88
at Drake (L)	88	91
at Wichita State (L)	85	100
at New Mexico State (W)	71	68
at Southern Illinois (W)	108	83
at Tulsa (L)	90	103
at Creighton (L)	69	86
Wichita State (L)	65	73
at New Mexico State (L)	71	89
Tulsa (W-OT)	85	83
Drake (L)	86	93
at Indiana State (W)	98	84
Southern Illinois (W)	97	57
Indiana State (W)	104	88
Creighton (L)	86	90
at Bradley (W)	66	64

1981-82COACH: KEN EDWARDS
RECORD: 11-15

Southwestern Okla. (W)	65	55
at Houston (L)	73	84
Texas-Pan American (W)	104	76
Cameron (W)	91	71
at Texas Tech (L)	77	95
Oklahoma City (W)	65	57
Angelo State (W)	115	103
Prairie View A&M (W)	115	55
Creighton (W)	79	57
at New Mexico State (L)	66	75
Utah State (W)	90	81
Tulsa (L)	84	98
at Bradley (L)	69	92
at Illinois State (L)	53	65
Wichita State (L)	72	73
Southern Illinois (L)	62	69
at Tulsa (L)	61	68
at Creighton (L)	66	68
Drake (W)	55	50
Lubbock Christian (W)	57	53
at Indiana State (W-OT)	83	80
at Southern Illinois (L-2OT)	79	84
Bradley (L-OT)	75	81
Illinois State (L)	49	51
at Wichita State (L)	89	106
New Mexico State (L)	69	73

1982-83COACH: KEN EDWARDS
RECORD: 8-20

Mid-South Classic - Memphis, TN		
at Memphis State (L)	74	89
at Tulane (L)	64	78

at Oklahoma City (W)	79	71
Angelo State (W)	71	67
Phillips (W)	94	75
at Oklahoma (L)	85	117
Montana Classic - Missoula, MT		
at Montana (L)	82	88
at Texas A&M (L)	72	74
at Texas-Pan American (L)	78	81
Wichita State (L)	88	89
Illinois State (L)	73	89
at Drake (L)	65	92
Drake (W)	64	53
Bradley (W)	93	85
at Tulsa (L)	57	95
at New Mexico State (L)	77	94
at Wichita State (L)	63	85
at Creighton (L)	87	94
Indiana State (W)	108	87
New Mexico State (L)	87	90
Southern Illinois (W)	89	81
at Bradley (L)	80	82
at Illinois State (L)	59	74
Tulsa (L)	88	93
Creighton (W)	72	70
Southern Illinois (L-2OT)	104	106
Indiana State (L)	103	111
MVC Tournament - Las Cruces, N.M.		
New Mexico State (L)	80	95

1983-84COACH: KEN EDWARDS
RECORD: 8-19

Geneva (L)	80	83
at Southern A&M (L)	66	87
Ft. Lewis (W)	91	84
Southern Colorado (W)	80	70
at Illinois (L)	58	69
Texas-Pan American (W-OT)	91	89
Montana State-Billings (W)	90	71
Southern A&M (W)	74	67
at Tulsa (L)	82	121
Texas-San Antonio (L)	68	70
Southern Illinois (L)	76	80
Bradley (L)	80	89
Tulsa (L)	93	99
at Texas-Pan American (L)	62	74
Drake (W)	85	73
at Creighton (L)	77	98
at Bradley (L)	81	93
at Drake (L)	81	92
Illinois State (L)	82	93
Wichita State (L)	84	93
at Indiana State (W)	91	86
at Illinois State (L)	72	86
Southern Illinois (W)	88	84
Creighton (L)	87	93
at Wichita State (L)	59	61
at Texas-San Antonio (L)	88	95
Indiana State (L)	98	113

GARY MOSS
3 YEARS (47-40)**1984-85**COACH: GARY MOSS
RECORD: 11-17

Ft. Lewis (W)	85	78
New Mexico Highlands (W)	140	70
at Southern (La.) (L)	78	82
at Southern Colorado (W)	85	75
Adams State (W)	99	49
Kettle Classic, Houston, Texas		
vs. St. Mary's (Calif.) (L-3OT)	82	85
vs. Portland (W)	80	59
Fleet Classic, Providence, R.I.		
at Providence (L)	64	73
vs. Northeastern State (W)	81	74
at Wichita State (L)	64	98
Indiana State (L-2OT)	88	91
Creighton (L)	61	68
at Bradley (L)	48	65
Texas-San Antonio (W)	78	76
Drake (W)	65	63
at Southern Illinois (L)	58	67
at Tulsa (L)	90	110
Wichita State (L)	86	99
at Drake (L)	69	78
at Creighton (L)	63	87
Bradley (L)	71	76
Southern Illinois (W)	64	57
Illinois State (W)	68	66
at Texas-San Antonio (L)	55	61
at Illinois State (L)	58	74
at Indiana State (L)	64	77
Tulsa (W)	70	62
MVC Tournament, Tulsa, Okla.		
at Tulsa (L)	69	74

1985-86COACH: GARY MOSS
RECORD: 11-17

Midwestern State (W)	73	63
Adams State (W)	62	42
Panhandle State (W)	69	49
Southern (L)	60	69
at Oklahoma (L)	58	79
Hawaii Tournament - Honolulu, HI		
at Hawaii (W-OT)	68	65

Texas A&M-Commerce (W)	81	65
at Central Oklahoma (L)	66	67
at Cameron (L)	55	74
Eastern New Mexico (W)	77	56
at Texas A&M-Kingsville (W)	65	55
at Texas A&M-Commerce (W)	72	68
Central Oklahoma (W)	98	76
Cameron (W)	63	53
Abilene Christian (W)	78	76
Angelo State (L)	82	85
at Eastern New Mexico (W)	77	55
LSC Tournament - San Angelo, TX		
vs. Texas A&M-Commerce (W)	89	74
vs. Angelo State (L)	73	94

1988-89

COACH: MARK ADAMS
RECORD: 18-9

Ryland Milner Invite - Maryville, MO		
vs. Grandview (W)	70	58
at Northwest Missouri (W)	108	105
LSC Preseason Tour. - Amarillo, TX		
Texas A&M-Kingsville (W-OT)	84	78
Central Oklahoma (W)	76	62
Eastern New Mexico (L)	103	105
Dallas Baptist (W)	87	78
WTSU Classic - Amarillo, TX		
Baptist Christian (W)	92	74
Mississippi College (L)	87	88
at Lamar (L)	67	79
Gannon Tournament - Erie, PA		
at North Carolina Central (L)	58	66
at Kentucky State (W)	91	81
Henderson State (W)	77	67
Eastern New Mexico (W)	102	80
at Southern Utah State (L)	61	69
at Angelo State (L)	84	86
at Abilene Christian (W)	91	78
Texas A&M-Commerce (W)	72	69
Texas A&M-Kingsville (W)	95	82
Central Oklahoma (W)	96	75
Cameron (L)	77	80
at Central Oklahoma (L)	85	96
at Cameron (W)	64	60
at Texas A&M-Kingsville (L)	71	74
at Texas A&M-Commerce (W)	73	50
Angelo State (W)	82	75
Abilene Christian (W)	86	66
at Eastern New Mexico (W)	72	62

1989-90

COACH: MARK ADAMS
RECORD: 25-7

Ozarks (W)	80	65
McMurry (W)	102	73
WTSU Pizza Hut Classic - Amarillo, TX		
Wiley (W)	108	73
Oklahoma City (W)	100	82
at Cal State-Fullerton (L)	74	89
Northwestern Oklahoma (W)	73	70
at Southern Utah State (W)	84	75
at Cal State-Dom. Hills (W)	73	53
Cal State-Northridge (W)	82	80
Schreiner (W)	98	70
Eastern New Mexico (W)	78	59
Phillips (W)	108	73
Dallas Baptist (W)	100	70
St. Edwards (W)	99	67
Texas A&M-Commerce (L)	70	71
Texas A&M-Kingsville (L-OT)	87	91
at Central Oklahoma (W)	90	81
at Cameron (W)	82	76
at Angelo State (W)	77	57
at Abilene Christian (W)	102	64
Angelo State (W)	78	69
Abilene Christian (W)	110	69
at Texas A&M-Commerce (L)	75	79
at Texas A&M-Kingsville (L)	68	89
Central Oklahoma (W)	92	85
Cameron (W)	99	82
at Eastern New Mexico (L)	70	80
LSC Tournament - Amarillo, TX		
Cameron (W)	66	58
LSC Tournament - Commerce, TX		
vs. Central Oklahoma (W)	94	86
Texas A&M-Commerce (W)	91	70
NCAA Regionals - Cape Girardeau, MO		
at Missouri Western (L)	71	73
vs. Southern Indiana (W-2OT)	98	93

1990-91

COACH: MARK ADAMS
RECORD: 25-7

Mary Hardin-Baylor (W)	102	67
Wiley College (W)	141	60
WTSU Pizza Hut Classic - Amarillo, TX		
Texas College (W)	114	73
Midwestern State (W)	95	74
McMurry (W)	103	54
Grand Canyon (W)	93	73
Texas Wesleyan (W)	108	67
St. Edward's (W)	97	51

Budweiser Holiday - Bakersfield, CA		
vs. New Haven (W)	96	73
at Cal State-Bakersfield (W)	80	66
at Cal Poly-SLO (L)	75	87
Dallas (W)	128	73
Central Oklahoma (W)	97	82
Cameron (W)	84	67
at Texas A&M-Commerce (L)	56	60
at A&M-Kingsville (W-2OT)	85	83
at Central Oklahoma (W)	83	73
at Cameron (W)	81	75
Eastern New Mexico (W)	79	73
Texas A&M-Kingsville (W)	100	84
East Texas State (W)	80	66
at Angelo State (W)	73	68
at Abilene Christian (W)	90	46
at Texas-El Paso (L)	74	77
Angelo State (L)	53	55
Abilene Christian (W)	95	58
at E. New Mexico (L-OT)	69	73
LSC Tournament - Amarillo, Texas		
Abilene Christian (W)	127	76
Cameron (W)	78	70
Central Oklahoma (W)	83	70
NCAA Regionals - Warrensburg, MO		
at Central Missouri (L)	69	72
vs. Kentucky Wesleyan (L)	78	91

1991-92

COACH: MARK ADAMS
RECORD: 28-8

at Oklahoma (L)	79	95
WTSU Pizza Hut Classic - Amarillo, TX		
Mississippi College (L)	73	78
Texas A&M-Commerce (W)	75	63
Southwest Baptist (W)	96	71
Jacksonville Tour. - Jacksonville, AL		
vs. Talladega College (W)	95	77
at Jacksonville State (L)	71	78
at Angelo State (L)	64	74
Lubbock Christian (W)	93	66
Washburn Classic - Topeka, KS		
vs. Fort Hays State (L)	65	68
vs. Wayne State (W)	82	69
WTSU Classic - Amarillo, TX		
Angelo State (W)	106	78
Central Oklahoma (W)	86	82
Incarnate Word (W)	91	66
at Cameron (W)	94	79
Eastern New Mexico (W)	87	76
at North Texas (L)	72	83
at Central Oklahoma (L)	82	83
Mary Hardin-Baylor (W)	104	64
Texas A&M-Kingsville (W)	83	57
at Southern Utah State (L)	86	93
at Abilene Christian (W)	81	71
Abilene Christian (W)	73	61
Cameron (W)	97	64
Texas Wesleyan (W)	100	85
Panhandle State (W)	80	49
at Texas A&M-Commerce (W)	71	70
at Eastern New Mexico (W)	68	55
at Lubbock Christian (W)	65	61

JEFF MORGAN 1 YEAR (17-10)

1992-93

COACH: JEFF MORGAN
RECORD: 17-10

Dallas (W)	111	61
Colo.-Colorado Springs (W)	86	52
WTSU Thanksgiving - Amarillo, TX		
Henderson State (W)	89	47
Central Arkansas (L)	62	64
Angelo State Tour. - San Angelo, TX		
vs. Abilene Christian (W)	79	74
at Angelo State (L-OT)	79	83
Eastern New Mexico (W)	69	56
ENMU Tournament - Portales, N.M.		
vs. Western New Mexico (L)	64	57
vs. Panhandle State (W)	109	84
at Texas A&M-Kingsville (W)	71	62
at Sul-Edwardsville (L)	57	58
at Missouri-Rolla (W)	84	67
at Oklahoma (L)	71	121
Angelo State (W)	94	55
Texas A&M-Kingsville (L)	64	67
Huston-Tillotson (W)	95	62
Western New Mexico (L-OT)	74	75
Panhandle State (W)	91	67
at Nebraska-Kearney (L)	73	81
at Wayne State (W)	71	55
at Colo.-Colorado Springs (L)	56	57
Grand Canyon (W)	79	70
at Eastern New Mexico (L)	71	82
Lubbock Christian (W)	91	74
at Grand Canyon (L)	84	94
Nebraska-Kearney (W)	98	74
at Lubbock Christian (W)	111	72

RICK COOPER 20 YEARS (391-193)

1993-94

COACH: RICK COOPER
RECORD: 20-10

Mary Hardin-Baylor (W)	86	72
at Lubbock Christian (W)	81	76
at Colorado State (L)	62	102
Northwestern Oklahoma (L)	78	83
Langston (W)	84	54
Lubbock Christian (W)	84	71
Southern Colorado (W)	80	76
at Southern Colorado (L)	72	79
Science & Arts of Okla. (W)	85	56
at Oklahoma State (L)	45	103
at Tarleton State (L)	79	80
at Cameron (W)	84	77
at Central Oklahoma (L)	81	86
Eastern New Mexico (W)	86	78
Texas A&M-Commerce (W)	92	75
Texas A&M-Kingsville (W)	88	71
at Abilene Christian (L)	81	90
at Angelo State (L)	85	107
Abilene Christian (W)	89	86
Angelo State (W)	102	71
Central Oklahoma (W)	99	91
at Texas A&M-Kingsville (W)	74	52
at Texas A&M-Commerce (W)	78	65
Cameron (W)	82	62
at Eastern New Mexico (W)	63	61
LSC Tournament - Canyon, TX		
Texas A&M-Commerce (W)	80	69
Abilene Christian (W)	85	79
NCAA S.C. Regionals - Topeka, KS		
vs. Missouri Western (W)	94	82
vs. North Alabama (L)	67	74
vs. Central Missouri State (L)	74	79

1994-95

COACH: RICK COOPER
RECORD: 17-10

National Christian (W)	155	76
Texas Wesleyan (W)	87	69
WT Thanksgiving Cla. - Canyon, TX		
Colo.-Colorado Springs (W)	87	68
Schreiner (W)	87	65
Al Kaly Shrine Classic - Pueblo, CO		
vs. Western State (Colo.) (W)	65	63
at Southern Colorado (L)	61	79
Adams State (W)	87	75
at Kansas State (L)	44	77
at Colo.-Colo. Springs (W)	59	45
American Indian (W)	85	40
at Texas A&M-Kingsville (L)	82	96
at Texas A&M-Commerce (L)	60	66
Cameron (W)	89	75
Central Oklahoma (L)	99	108
Tarleton State (W)	75	66
at Angelo State (L)	67	68
at Abilene Christian (W)	74	72
at Cameron (L)	66	77
Abilene Christian (W)	99	82
Angelo State (W)	65	62
at Eastern New Mexico (W)	64	54
Texas A&M-Commerce (W)	70	60
Texas A&M-Kingsville (W)	72	69
at Tarleton State (W)	67	40
at Central Oklahoma (L)	80	89
Eastern New Mexico (L)	57	59
LSC Tournament - Commerce, TX		
at Texas A&M-Commerce (L)	60	71

1995-96

COACH: RICK COOPER
RECORD: 18-10

McMurry (W)	68	65
Colo.-Colorado Springs (W)	80	69
National Christian (W)	88	69
WT Thanksgiving Cla. - Canyon, TX		
LeTourneau (W)	111	63
Wiley (W)	120	77
at Cameron (L)	71	81
Southern Colorado (W)	86	80
Abilene Christian (W)	92	69
Angelo State (W)	106	60
at Adams State (W)	77	75
at Colorado State (L)	64	94
at Midwestern State (L)	86	106
at Central Oklahoma (W)	88	85
Tarleton State (W)	81	74
Texas A&M-Commerce (L)	80	81
at Eastern New Mexico (W)	79	65
at Texas A&M-Kingsville (L)	73	84
Cameron (W)	69	60
Eastern New Mexico (W)	90	81
Central Oklahoma (W)	111	83
Midwestern State (W)	92	91
at Texas A&M-Commerce (L)	61	67
at Tarleton State (L)	65	66
Texas A&M-Kingsville (W)	101	79
at Angelo State (L)	83	87

at Abilene Christian (L)	69	74
LSC Tournament - Canyon, TX		
Abilene Christian (W)	79	73
LSC Tournament - Commerce, TX		
vs. Texas A&M-Kingsville (L)	85	94

1996-97

COACH: RICK COOPER
RECORD: 15-13

New Mexico Highlands (W)	90	64
at Southern Colorado (W)	78	76
WT Thanksgiving Cla. - Canyon, TX		
Southwestern Oklahoma (W)	77	46
Phillips (L-OT)	67	70
Concordia (Texas) (W)	106	53
MWSU Hillyard Cla. - St. Joseph, MO		
at Missouri Western (L)	61	78
vs. Virginia Union (L)	62	74
Science & Arts of Okla. (W)	90	61
at Abilene Christian (L)	69	78
at Angelo State (L)	56	71
SW Assemblies of God (W)	115	34
Midwestern State (W)	77	75
Central Oklahoma (W)	90	68
at Tarleton State (L)	63	62
at Texas A&M-Commerce (L)	61	77
Texas A&M-Kingsville (W)	93	66
Panhandle State (W)	88	73
at Eastern New Mexico (W)	78	59
at Central Oklahoma (L)	81	89
at Midwestern State (L)	65	77
Texas A&M-Commerce (L)	58	76
Tarleton State (W)	77	75
Eastern New Mexico (W)	74	62
at Texas A&M-Kingsville (L)	81	82
Angelo State (W)	62	59
Abilene Christian (L)	61	65
LSC Tournament - Abilene, TX		
at Abilene Christian (W)	86	82
LSC Tournament - Commerce, TX		
at Texas A&M-Commerce (L)	67	87

1997-98

COACH: RICK COOPER
RECORD: 26-5

at Fort Lewis (W)	86	69
at N.M. Highlands (W)	96	82
at S.W. Oklahoma (W)	86	56
at Cameron (W)	83	66
Panhandle State (W)	79	63
New Mexico Highlands (W)	87	64
Fort Lewis (W)	113	74
Ouachita Baptist (W)	74	53
Harding (W)	71	60
at Panhandle State (W)	78	74
SW Assemblies of God (W)	91	56
Midwestern State (W)	97	84
Tarleton State (W)	79	68
at Angelo State (W)	84	66
at Abilene Christian (W-OT)	94	93
at Texas A&M-Commerce (L)	73	76
at Texas A&M-Kingsville (L)	65	69
Jarvis Christian (W)	94	46
at Eastern New Mexico (W)	64	49
Texas A&M-Commerce (W)	73	64
Texas A&M-Kingsville (W)	82	70
Eastern New Mexico (W)	75	63
at Midwestern State (W)	97	91
at Tarleton State (W)	73	59
Angelo State (W)	85	82
Abilene Christian (L)	87	91
LSC Tournament - Canyon, TX		
Texas A&M-Commerce (W)	89	78
Central Oklahoma (L)	101	123
Pittsburg State (W)	90	79
Central Oklahoma (W)	105	101
NCAA Elite Eight - Louisville, KY		
vs. California-Davis (L)	55	63

1998-99

COACH: RICK COOPER
RECORD: 22-7

SW Assemblies of God (W)	116	48
at Northeastern State (L)	64	67
at Central Oklahoma (L)	96	100
at Panhandle State (W)	63	58
WT Thanksgiving Cla. - Canyon, TX		
CW Post-Long Island (W)	105	52
Missouri Western (W)	83	69
East Central (W)	88	80
Southeastern Oklahoma (W)	77	59
Panhandle State (W)	76	68
vs. St. Edward's (L)	78	86
Westmont Tour. - S. Barbara, CA		
vs. Christian Heritage (W)	81	75
at Westmont (L)		



6 LSC TOURNAMENT CHAMPIONSHIPS | 24 LONE STAR CONFERENCE TOURNAMENT APPEARANCES | 13 NCAA DIVISION II POSTSEASON APPEARANCES

at Eastern New Mexico (L)	73	82
Texas A&M-Kingsville (W)	70	59
Texas A&M-Commerce (W)	75	54
at A&M-Commerce (W-OT)	79	76
at Texas A&M-Kingsville (L)	76	80
Tarleton State (W-OT)	73	69
Eastern New Mexico (L-OT)	77	81
at Abilene Christian (W)	82	70
at Angelo State (L)	62	88

2002-03COACH: RICK COOPER
RECORD: 21-10

OPSU Classic - Goodwell, OK		
vs. Lubbock Christian (L)	61	65
New Mexico Highlands (W)	85	75
WT Thanksgiving Cla. - Canyon, TX		
Texas-Permian Basin (W)	93	58
Eastern New Mexico (W)	82	65
Panhandle State (W)	73	44
New Mexico Highlands (W)	91	58
at Panhandle State (L)	75	79
at Tarleton State (L)	49	75
Northeastern State (L)	69	75
Central Oklahoma (L)	77	79
at East Central (W)	79	64
at SE Oklahoma (W)	58	55
Southwestern Oklahoma (W)	79	69
Cameron University (W)	82	50
at Angelo State (W)	80	72
at Abilene Christian (W)	79	63
Texas A&M-Kingsville (L)	68	72
Texas A&M-Commerce (L)	73	81
at Midwestern State (W)	67	64
Eastern New Mexico (W)	69	63
Midwestern State (W)	89	83
at Eastern New Mexico (L)	76	85
Abilene Christian (W)	79	64
Angelo State (W)	84	73
at A&M-Commerce (W)	77	66
at Texas A&M-Kingsville (L)	76	80
*Central Oklahoma (W)	88	84
LSC Tournament - Portales, N.M.		
vs. Northeastern State (W)	78	56
vs. Tarleton State (W)	69	61
S.C. Regionals - Stephenville, TX		
vs. Washburn (L)	73	75

2003-04COACH: RICK COOPER
RECORD: 18-10

at Lubbock Christian (W)	89	88
CSM Tournament - Golden, CO		
at Colorado Mines (L)	75	89
vs. Mesa State (W)	79	77
WT Thanksgiving Cla. - Canyon, TX		
Colorado State-Pueblo (W)	65	61
Southwestern Oklahoma (L)	56	76
at Northeastern State (L)	47	62
at Central Oklahoma (L)	76	81
Lubbock Christian (W-OT)	100	93
at Panhandle State (W)	68	66
East Central (W)	78	33
Southwestern Oklahoma (W)	66	63
at S.W. Oklahoma (W)	70	64
at Cameron (W-OT)	87	81
Panhandle State (W)	84	75
Tarleton State (L)	60	63
at Texas A&M-Kingsville (L)	68	86
at A&M-Commerce (W)	82	65
Angelo State (W)	94	79
Abilene Christian (W)	76	61
at Eastern New Mexico (L)	74	89
at Midwestern State (L)	69	86
Eastern New Mexico (L-OT)	72	77
Midwestern State (W)	88	74
Texas A&M-Commerce (W)	77	63
Texas A&M-Kingsville (W)	79	76
at Abilene Christian (W)	67	66
at Angelo State (W)	77	72
LSC Tournament - Tahlequah, OK		
at Northeastern State (L)	52	65

2004-05COACH: RICK COOPER
RECORD: 16-14

at Central Arkansas (L-OT)	70	76
at Panhandle State (W)	69	66
WT Thanksgiving Cla. - Canyon, TX		
Missouri Southern (W)	67	57
Southwestern Oklahoma (L)	47	50
Southwestern Oklahoma (L)	50	53
Cameron (W)	82	72
Central Arkansas (L)	55	64
at Tarleton State (L)	63	80
vs. Cal St. San Bernardino (L)	55	76
vs. Pittsburg State (L)	51	64
Panhandle State (W)	64	63
Northeastern State (W)	73	46
Central Oklahoma (L)	58	64
at East Central (L)	92	60
at SE Oklahoma (L)	49	70
Midwestern State (W)	81	52
Texas A&M-Commerce (L)	50	67

Eastern New Mexico (W)	66	59
at Texas A&M-Kingsville (L)	58	66
Angelo State (W)	72	56
Abilene Christian (W)	97	83
at Angelo State (L)	69	74
at Abilene Christian (W)	78	68
at Midwestern State (W-OT)	74	72
at Texas A&M-Commerce (L)	59	75
at Eastern New Mexico (W)	81	78
Texas A&M-Kingsville (W)	81	70
LSC Tournament - Edmond, OK		
at Central Oklahoma (W)	79	67
LSC Tournament - Commerce, TX		
vs. Midwestern State (W)	80	75
at Texas A&M-Commerce (L)	62	77

2005-06COACH: RICK COOPER
RECORD: 23-8

at Panhandle State (W)	77	67
at N.M. Highlands (W)	81	72
at Lubbock Christian (W)	63	53
WT Classic - Canyon, Texas		
Western State (Colo.) (W)	89	54
Ouachita Baptist (W)	76	71
at Cameron (L)	66	70
at S.W. Oklahoma (L-OT)	64	65
Lubbock Christian (W)	74	53
Texas A&M-Commerce (W)	69	62
Panhandle State (W)	69	64
New Mexico Highlands (W)	75	61
at Central Oklahoma (L)	58	69
at Northeastern State (L)	50	64
SE Oklahoma (W-OT)	86	80
East Central (W)	72	63
at Abilene Christian (W)	65	55
Angelo State (W)	77	71
Midwestern State (W)	90	58
at Tarleton State (L)	66	68
Eastern New Mexico (W)	93	81
Texas A&M-Kingsville (W)	74	60
at Eastern New Mexico (W)	92	89
at Texas A&M-Kingsville (L)	67	75
Abilene Christian (W)	87	73
at Angelo State (W)	81	77
at Midwestern State (L)	79	82
Tarleton State (W)	80	60
LSC Tournament - Canyon, Texas		
S.W. Oklahoma (W)	84	70
LSC Tournament - Durant, OK		
at SE Oklahoma (W)	64	62
vs. Tarleton State (W)	92	85
NCAA S.C. Regionals - Bolivar, MO		
at Northwest Missouri (L)	51	66

2006-07COACH: RICK COOPER
RECORD: 18-11

vs. Pittsburg State (L)	59	73
at Missouri Southern (L)	70	75
WT Thanksgiving Cla. - Canyon, TX		
Adams State (L)	62	69
Ouachita Baptist (W)	83	65
at NM Highlands (W)	83	64
Cameron (L)	84	90
S.W. Oklahoma (L-OT)	81	84
at Lubbock Christian (W)	92	84
at A&M-Commerce (W)	65	64
Wayland Baptist (W)	80	66
Central Oklahoma (W)	78	68
Northeastern State (W)	66	57
at SE Oklahoma (L-OT)	75	85
at Angelo State (L)	84	94
Abilene Christian (W)	78	69
NM Highlands (W)	92	63
Tarleton State (W)	69	62
at Midwestern State (L)	81	90
at Eastern New Mexico (W)	87	72
at Texas A&M-Kingsville (L)	65	63
Eastern New Mexico (W)	91	79
Texas A&M-Kingsville (W)	76	67
Angelo State (W)	86	56
at Abilene Christian (W)	80	68
at Tarleton State (W)	69	63
Midwestern State (L)	55	61
LSC Tournament - Canyon, TX		
Texas A&M-Commerce (W)	82	80
LSC Tournament - Wichita Falls, TX		
vs. SE Oklahoma (L)	76	83
S.C. Regionals - Warrensburg, MO		
vs. Midwestern State (L)	81	86

2007-08COACH: RICK COOPER
RECORD: 21-8

Grizzly Tipoff Classic - Alamosa, CO		
vs. Colo.-Colo. Springs (W)	80	78
at Adams State (L)	55	67
at Wayland Baptist (L)	72	86
WT Thanksgiving Cla. - Canyon, TX		
Western State (W)	85	55
Harding (W)	86	80
at N.M. Highlands (W)	77	50
Texas A&M-Commerce (W)	72	65
New Mexico Highlands (W)	80	56
at Central Oklahoma (L)	82	90

at Northwestern State (W)	64	53
Lubbock Christian (L)	59	65
Southwestern Oklahoma (W)	82	37
East Central (L)	65	75
at Cameron (W)	82	66
at S.W. Oklahoma (W)	87	73
Angelo State (W)	71	68
at Eastern New Mexico (W)	63	52
Midwestern State (W)	76	62
at Tarleton State (L-OT)	74	76
at Texas A&M-Kingsville (W)	60	57
at Abilene Christian (W)	90	82
at Angelo State (W)	84	78
at Midwestern State (W-OT)	86	63
Eastern New Mexico (W)	72	58
Texas A&M-Kingsville (W)	69	51
Tarleton State (W)	64	58
Abilene Christian (W)	82	77
LSC Tournament - Bartlesville, OK		
S.C. Regionals - Stephenville, TX		
vs. Southwestern Baptist (L)	79	95

2008-09COACH: RICK COOPER
RECORD: 16-11

at Adams State (W)	74	66
at Panhandle State (W)	85	74
at N.M. Highlands (L)	70	90
WT Thanksgiving Cla. - Canyon, TX		
CSU-Pueblo (W)	71	59
South Dakota (W)	77	76
#3 Central Okla. (W)	80	67
Northeastern State (L)	69	76
at East Central (W)	92	67
at Southeastern Okla. (L)	58	63
Panhandle State (W)	65	40
N.M. Highlands (W)	74	59
S.W. Oklahoma (W)	79	68
Cameron (W)	70	55
Adams State (L)	59	61
at A&M-Commerce (L)	72	78
Abilene Christian (W)	77	63
Midwestern State (W)	67	61
at Tarleton State (W)	69	59
Angelo State (L)	71	79
at A&M-Kingsville (L)	60	68
Eastern New Mexico (W)	69	47
at E. New Mexico (W)	73	52
at Midwestern State (L)	75	85
Tarleton State (L)	58	64
at Angelo St (L)	63	65
Texas A&M-Kingsville (W)	64	55
at Abilene Christian (L)	61	62

2009-10COACH: RICK COOPER
RECORD: 16-13

at N.M. Highlands (W-OT)	89	87
SWOSU Cla. - Weatherford, OK		
vs. Arkansas Tech (L)	63	78
vs. Missouri-St. Louis (L)	64	81
at Panhandle State (L-OT)	71	77
Thanksgiving Cla. - Canyon, TX		
UT-Permian Basin (W)	74	51
S.W. Oklahoma (W)	74	55
East Central (W-3OT)	119	111
SE Oklahoma (W)	60	58
at Southwestern Okla. (W)	80	72
at Cameron (L)	47	50
A&M-Commerce (W)	92	71
N.M. Highlands (W)	92	65
Panhandle State (W)	91	62
at Northeastern State (L)	62	69
at Central Oklahoma (L)	64	95
Texas A&M-Kingsville (W)	65	57
at Abilene Christian (W)	79	68
at #11-Midwestern St. (L)	69	90
Tarleton State (L)	56	69
at Angelo State (L)	78	84
at E. New Mexico (L-OT)	58	61
Eastern New Mexico (W)	67	49
#6-Midwestern State (W)	68	58
at Tarleton State (L)	52	56
Angelo State (W)	85	84
at A&M-Kingsville (L)	62	64
Abilene Christian (W)	77	63
LSC Tournament - Bartlesville, OK		
vs. #25 Central Okla. (W)	80	78
vs. Tarleton State (L)	68	82

2010-11COACH: RICK COOPER
RECORD: 23-7

S.C. Shootout - Bartlesville, OK		
vs. Emporia State (W)	70	67
vs. Newman (W-OT)	83	68
Wayland Baptist (W)	56	50
at Okla. Panhandle St. (W)	86	60
Cameron (W-OT)	75	67
S.W. Oklahoma (W-OT)	79	68
Rhema Bible (W)	94	40
at A&M-Commerce (W)	76	75
Texas-Permian Basin (W)	68	56
#13 Central Okla. (W)	67	60

Northeastern State (W)	65	53
at SE Oklahoma St. (W)	72	66
at East Central (W)	82	66
at #12 Incarnate Word (L)	78	61
Eastern New Mexico (L)	70	73
Abilene Christian (W)	71	54
at Angelo State (W)	62	59
Tarleton State (W)	44	36
at Midwestern State (L)	54	69
at A&M-Kingsville (W)	70	56
Texas A&M-Kingsville (L)	73	77
at Abilene Christian (W)	77	65
Angelo State (W)	81	61
at #25 Tarleton State (L)	42	47
Midwestern State (W)	68	56
#21 Incarnate Word (W)	81	71
at E. New Mexico (W)	74	54
LSC Tournament - Bartlesville, OK		
vs. Cameron (W)	75	59
vs. #7 Central Okla. (L-2OT)	63	66
S.C. Regionals - Edmond, OK		
vs. #13 Fort Hays State (L)	49	75

2011-12COACH: RICK COOPER
RECORD: 23-7

Newman Classic - Wichita, KS		
vs. Northeastern State (W)	52	47
vs. Missouri S&T (W)	63	59
Falcon Classic - Odessa, TX		
vs. A&M-International (L)	50	53
at UT-Permian Basin (W)	81	75
Rhema Bible (Exh.) (W)	81	44
at Incarnate Word (W)	65	63
at A&M-Kingsville (W)	69	61
Okla. Panhandle St. (W)	68	45
UT-Permian Basin (W)	61	45
at Abilene Christian (W)	61	48
Angelo State (W)	71	44
at Okla. Panhandle St. (W)	94	52
A&M-Commerce (W)	77	72
at #9 Tarleton State (L)	56	59
at #11 Midwestern St. (L-OT)	60	66
Cameron (L)	64	68
Eastern New Mexico (W)	71	68
at Eastern New Mexico (L)	66	68
Incarnate Word (L)	53	63
Texas A&M-Kingsville (W)	69	40
Abilene Christian (W)	57	49
at Angelo State (W)	61	56
at A&M-Commerce (W)	60	53
#5 Tarleton State (W)	62	53
#5 Midwestern State (W)	60	56
at Cameron (L)	61	67
LSC Tournament - Allen, TX		
Eastern New Mexico (W)	80	47
#7 Tarleton State (L)	37	59
S.C. Regionals - Wichita Falls, TX		
#15 Arkansas Tech (L)	68	79

2012-13COACH: RICK COOPER
RECORD: 18-10

SWOSU Cla. - Weatherford, OK		
S.W. Oklahoma (W)	59	53
LSU-Shreveport (W)	54	40
CSU-Pueblo Cla. - Pueblo, CO		
CSU-Pueblo (W)	76	73
Oklahoma Christian (W)	55	52
Thanksgiving Cla. - Canyon, TX		
Missouri Southern (W)	57	55
CSU-Pueblo (W)	79	65
Abilene Christian (L)	58	59
at Angelo State (W)	73	44
at Midwestern State (L-OT)	62	65
Cameron (W)	57	38
Okla. Panhandle St. (W)	69	57
Hillsdale Baptist (W)	77	47
at Incarnate Word (L)	62	66
at A&M-Kingsville (L-OT)	61	64
A&M-Commerce (W)	67	53
at Tarleton State (L)	50	65
at E.		

TEAM	WON	LOST
Abilene Christian	75	23
Adams State	9	5
Alabama-Birmingham	0	1
Albuquerque	1	0
Alumni	1	0
Amarillo Air Base	2	4
American Indian	1	0
Angelo State	39	24
Arizona	15	19
Arizona State	24	12
Arkansas	1	2
Arkansas State	1	1
Arkansas Tech	0	2
Baker	2	0
Baldwin-Wallace	1	0
Baptist Christian	1	0
Baylor	5	3
Beloit	0	1
Biola	0	1
Bradley	8	20
Buffalo State	1	0
Cal Poly-S.L. Obispo	0	1
Cal State	1	0
Cal State-Bakersfield	1	0
Cal State-Dom Hills	1	0
Cal State-Fullerton	0	1
Cal State-Hayward	1	0
Cal State-Los Angeles	0	2
Cal State-Northridge	1	0
Cal State-San Bern.	0	1
California-Davis	0	1
Cameron	31	14
Canisius	0	1
Centenary	4	4
Central Arkansas	0	3
Central Oklahoma	25	22
Central Missouri	1	3
Chicago State	2	0
Chihuahua Teachers	4	0
Christian Heritage	1	0
Cincinnati	1	1
Citadel	0	1
Clarendon	8	0
Clark College	1	0
Clovis Air Base	2	0
College of Emporia	1	0
UC-Colorado Springs	5	1
Colorado College	1	1
Colorado Mines	7	1
Colorado State	4	9
Colorado St.-Pueblo	13	5
Concordia (Texas)	1	0
C.W. Post-Long Island	1	0
Creighton	4	16
Dakota Wesleyan	1	1
Dallas	2	0
Dallas Baptist	2	0
Daniel Baker	12	3
Decatur Baptist	2	0
Delta State	1	0
Denver	2	0
DePaul	1	0
Detroit	0	1
Dowell's Saratoga	2	0
Drake	13	18
Dubuque	1	0
East Central	13	1
Eastern New Mexico	67	18
Eau Claire	1	1
Emporia State	3	1
Evansville	1	0
Fort Hays State	0	2
Fort Lewis	7	2
Furman	0	1
Geneva	0	1
George Washington	0	1
Grand Canyon	2	1
Grand View	1	0

TEAM	WON	LOST
Gustavus Adolphus	1	0
Hamlin	1	0
Hardin	2	0
Harding	5	0
Hardin-Simmons	73	32
Hawaii	1	0
Henderson State	2	0
Hereford Guards	1	0
Hillsdale Baptist	3	0
House of David	1	0
Houston	2	12
Houston Baptist	4	0
Howard Payne	8	0
Huston-Tillotson	1	0
Hutchinson (Kan.)	0	1
Idaho State	1	3
Illinois	0	1
Illinois State	2	10
Incarinate Word	3	4
Indiana State	6	17
Jacksonville	1	0
Jacksonville State	0	1
Jarvis Christian	1	0
Kansas City Ath. Club	1	0
Kansas State	0	1
Kentucky	1	0
Kentucky State	1	0
Kentucky Wesleyan	0	1
Lamar	0	1
Langston	2	0
LeTourneau	1	0
Long Island	1	5
Los Angeles	1	0
Louisiana Tech	0	1
Louisville	1	6
Loyola (Calif.)	3	2
Lubbock Air Base	0	2
Lubbock Christian	16	4
LSU-Shreveport	1	0
Marshall	1	1
Mary-Hardin Baylor	4	0
McMurray	1	6
McMurry	25	10
McNeese State	2	0
McPherson	1	0
Memphis State	0	3
Mesa State	1	0
Metro State	0	1
Mid-America Christian	2	0
Middle Tennessee	0	2
Midwestern State	31	32
Mississippi	1	0
Mississippi College	0	2
Missouri-Rolla	2	0
Missouri-St. Louis	1	1
Missouri Southern	2	1
Missouri S&T	1	0
Missouri Western	2	1
Montana	0	1
Montana State-Billings	1	0
Morehead State	2	1
Morningside	2	0
National Christian	4	0
Nebraska-Kearney	2	1
Nebraska State	1	0
Nevada	0	1
Nevada-Las Vegas	0	1
New Haven	1	0
New Mexico	21	12
N.M. Highlands	30	2
New Mexico Military	20	1
New Mexico Mines	1	0
New Mexico State	39	44
Newman	3	0
North Alabama	0	1
North Carolina Central	0	1
North Texas	22	24
Northern Arizona	14	6

TEAM	WON	LOST
Northern Illinois	0	1
Northern Louisiana	1	0
Northeastern State	10	8
NW Missouri State	3	1
Northwestern La.	2	1
NW Oklahoma State	5	7
Nova Southeastern	2	0
Oakland	1	0
Ohio State	0	2
Oklahoma	0	4
Oklahoma Baptist	4	1
Oklahoma Christian	1	0
Oklahoma City	22	17
Okla. Panhandle St.	59	5
Oklahoma State	3	5
Olson's Swedes	1	0
Omaha	2	0
Oral Roberts	1	5
Ouachita Baptist	3	1
Ozarks	1	0
Pasadena Majors	1	0
Pepperdine	3	6
Peru State	1	0
Phillips	4	3
Phillips 66	0	4
Pittsburgh	1	0
Pittsburg State	4	3
Portland	2	1
Prairie View A&M	1	0
Providence	0	1
Puerto Rico-Bayamon	1	0
Puerto Rico-Humacao	1	0
Puerto Rico-Piedras	0	1
Quincy College	2	0
Regis	1	1
Rhema Bible	2	0
Rice	0	1
Roanoke	0	1
Science & Arts (OK)	3	0
Samford	2	1
Sam Houston State	7	4
San Diego State	0	1
San Francisco	0	3
Santa Barbara	1	0
Santa Clara	1	1
Schreiner	3	0
Seattle	2	4
Seton Hall	0	1
Stephen F. Austin	5	4
Shepard Air Base	0	1
Simpson	0	1
South Dakota	2	0
South Dakota Northern	1	0
S.D. School of Mines	1	0
Southeast Missouri	2	0
Southeastern Okla.	13	5
Southern	0	1
Southern A&M	1	2
Southern California	1	0
Southern Illinois	9	14
Southern Indiana	1	0
Southern Kansas State	1	3
Southern Methodist	1	1
Southern Mississippi	1	6
Southern Utah	1	1
Southern Utah State	2	1
SW Assembly of God	4	0
Southwest Baptist	2	1
Southwest Missouri	2	1
Southwestern Okla.	27	15
Southwest Texas State	5	0
Southwestern Christian	1	0
Southwestern Louisiana	3	4
Southwestern Univ.	3	1
St. Cloud State	1	0
St. Edward's	2	1
St. Gregory's	1	0
St. Joseph's (Pa.)	1	1

TEAM	WON	LOST
St. Louis	1	3
St. Mary's (Calif.)	0	1
St. Mary's (Minn.)	1	0
St. Mary's (Texas)	14	0
St. Peter's (N.J.)	1	0
SIU-Edwardsville	0	1
Sul Ross State	22	3
Talladega College	1	0
Tarleton State	24	25
Taylor	1	0
Tarkio	1	1
Tennessee Tech	0	2
Texas	2	4
Texas A&M	2	2
Texas A&M-Comm.	49	30
Texas A&M-Inter.	1	0
Texas A&M-Kingsville	46	23
Texas-Arlington	7	5
Texas Christian	1	2
Texas-El Paso	26	27
Texas-Pan American	9	5
Texas-Permian Basin	5	0
Texas-San Antonio	2	3
Texas Tech	56	26
Texas Wesleyan	9	4
Trinity	4	2
Tulane	0	1
Tulsa	12	22
UCLA	0	2
U.S. International	1	0
Utah	0	3
Utah State	4	5
Valparaiso	0	1
Virginia	0	1
Warrensburg	0	1
Washburn	0	2
Wayland Baptist	22	2
Wayne State (Mich.)	3	0
Weber State	3	5
West Liberty State	1	0
Western Kentucky	1	1
Western New Mexico	4	2
Western State (Colo.)	3	1
Western Washington	1	0
Westminster (Mo.)	1	0
Westmont	0	1
Wheaton	1	0
Wichita	1	1
Wichita Henry's	0	2
Wichita State	7	22
Wiley	1	0
Wisconsin-Milwaukee	1	1

All-Time Record

Home: 802-261 (.755)
 Away: 498-615 (.448)
 Unknown Site: 161-61 (.731)
 Total: 1,467-943 (.609)

Longest Win Streaks

18.....1924-25
 18.....1937-38
 18.....1940-41
 16.....1930-31
 14.....1926-27 / 1927-28



Meet The Buffs

The Coaches

2015-16 Review

The Record Book

All-Time Results

WT History

The LSC

Covering The Buffs



13 NCAA DIVISION II POSTSEASON APPEARANCES | 24 LONE STAR CONFERENCE TOURNAMENT APPEARANCES | 6 LSC TOURNAMENT CHAMPIONSHIPS

1941-42		
28-3 • NATIONAL INVITATIONAL TOURNAMENT		
L Creighton	58-59	New York City, N.Y. (NIT)
1968-69		
18-8 • NATIONAL INVITATIONAL TOURNAMENT		
L Ohio University	80-82	New York City, N.Y. (NIT)
1979-80		
18-12 • NATIONAL INVITATIONAL TOURNAMENT		
W New Mexico State	98-87	Canyon, Texas (MVC)
W Creighton	83-67	Omaha, Neb. (MVC)
L Bradley	59-62	Peoria, Ill. (MVC)
L Illinois State	63-80	Normal, Ill. (NIT)
1984-85		
11-17 • MISSOURI VALLEY CONFERENCE TOURNAMENT		
L Tulsa	69-74	Tulsa, Okla. (MVC)
1986-87		
24-7 • NCAA-II TOURNAMENT		
W Texas A&M-Kingsville	90-54	Abilene, Texas (LSC)
L Abilene Christian	69-78	Abilene, Texas (LSC)
W Abilene Christian	67-63	Amarillo, Texas (NCAA)
L Southeast Missouri State	71-72	Amarillo, Texas (NCAA)
1987-88		
20-9 • LONE STAR CONFERENCE SEMIFINALIST		
W Texas A&M-Commerce	89-74	San Angelo, Texas (LSC)
L Angelo State	73-94	San Angelo, Texas (LSC)
1989-90		
25-7 • NCAA DIVISION II TOURNAMENT		
W Central Oklahoma	94-86	Commerce, Texas (LSC)
W Texas A&M-Commerce	91-70	Commerce, Texas (LSC)
W Missouri Western	98-93(OT)	Cape Girardeau, Mo. (NCAA)
L Southern Indiana	71-73	Cape Girardeau, Mo. (NCAA)
1990-91		
25-7 • NCAA DIVISION II TOURNAMENT		
W Abilene Christian	127-76	Amarillo, Texas (LSC)
W Cameron	78-70	Amarillo, Texas (LSC)
W Central Oklahoma	83-70	Amarillo, Texas (LSC)
L Central Missouri	69-72	Warrensburg, Mo. (NCAA)
L Kentucky Wesleyan	78-91	Warrensburg, Mo. (NCAA)
1993-94		
20-10 • NCAA DIVISION II REGIONAL SEMIFINALIST		
W Texas A&M-Commerce	80-69	Canyon, Texas (LSC)
W Abilene Christian	85-79	Canyon, Texas (LSC)
L North Alabama	67-74	Topeka, Kan. (NCAA)
L Central Missouri State	74-79	Topeka, Kan. (NCAA)
1994-95		
17-10 • LONE STAR CONFERENCE TOURNAMENT QUARTERFINALIST		
L Texas A&M-Commerce	60-71	Commerce, Texas (LSC)
1995-96		
18-10 • LONE STAR CONFERENCE TOURNAMENT SEMIFINALIST		
W Abilene Christian	69-74	Canyon, Texas (LSC)
L Texas A&M-Kingsville	84-94	Commerce, Texas (LSC)
1996-97		
15-13 • LONE STAR CONFERENCE TOURNAMENT SEMIFINALIST		
W Abilene Christian	86-82	Abilene, Texas (LSC)
L Texas A&M-Commerce	67-87	Commerce, Texas (LSC)
1997-98		
26-5 • NCAA-II ELITE EIGHT QUARTERFINALIST		
W Texas A&M-Commerce	89-78	Canyon, Texas (LSC)
L Central Oklahoma	101-123	Canyon, Texas (LSC)
W Pittsburgh State	90-79	Canyon, Texas (NCAA)
W Central Oklahoma	105-101	Canyon, Texas (NCAA)
L California-Davis	55-63	Louisville, Ky. (NCAA)
1998-99		
22-7 • NCAA-II REGIONAL QUARTERFINALIST		
W Central Oklahoma	92-91	Canyon, Texas (LSC)
W Tarleton State	60-62	Canyon, Texas (LSC)
L Abilene Christian	96-102(3OT)	Wichita Falls, Texas (NCAA)
1999-00		
21-7 • LONE STAR CONFERENCE TOURNAMENT FINALIST		
W Harding University	92-67	Canyon, Texas
W Northeastern State	60-49	Tahlequah, Okla.
L Midwestern State	83-93	Tahlequah, Okla.

2002-03		
21-10 • NCAA DIVISION II SOUTH CENTRAL REGION QUARTERFINALIST		
W Central Oklahoma	88-84	Canyon, Texas (LSC)
W Northeastern State	78-56	Portales, N.M. (LSC)
W Tarleton State	69-61	Portales, N.M. (LSC)
L Washburn	73-75	Stephenville, Texas (NCAA)
2003-04		
18-10 • LONE STAR CONFERENCE TOURNAMENT QUARTERFINALIST		
L Northeastern State	52-65	Tahlequah, Okla. (LSC)
2004-05		
16-14 • LONE STAR CONFERENCE TOURNAMENT FINALIST		
W Central Oklahoma	79-67	Edmond, Okla. (LSC)
W Midwestern State	80-75	Commerce, Texas (LSC)
L Texas A&M-Commerce	62-77	Commerce, Texas (LSC)
2005-06		
23-8 • NCAA DIVISION II SOUTH CENTRAL REGION QUARTERFINALIST		
W Southwestern Oklahoma	84-70	Canyon, Texas (LSC)
W Southeastern Oklahoma	64-62	Durant, Okla. (LSC)
W Tarleton State	92-85	Durant, Okla. (LSC)
L Northwest Missouri State	51-66	Bolivar, Mo. (NCAA)
2006-07		
18-11 • NCAA DIVISION II SOUTH CENTRAL REGION QUARTERFINALIST		
W Texas A&M-Commerce	82-80	Canyon, Texas (LSC)
L Southeastern Oklahoma	76-83	Wichita Falls, Texas (LSC)
L Midwestern State	81-86	Warrensburg, Mo. (NCAA)
2007-08		
21-8 • NCAA DIVISION II SOUTH CENTRAL REGION QUARTERFINALIST		
L Texas A&M-Commerce	63-69	Bartlesville, OK (LSC)
L Southwest Baptist	79-95	Stephenville, Texas (NCAA)
2009-10		
16-13 • LONE STAR CONFERENCE TOURNAMENT SEMIFINALIST		
W Central Oklahoma	80-78	Bartlesville, Okla. (LSC)
L Tarleton State	68-82	Bartlesville, Okla. (LSC)
2010-11		
23-7 • NCAA DIVISION II SOUTH CENTRAL REGION QUARTERFINALIST		
W Cameron	75-59	Bartlesville, Okla. (LSC)
L Central Oklahoma	63-66 (2OT)	Bartlesville, Okla. (LSC)
L Fort Hays State	49-75	Edmond, Okla. (NCAA)
2011-12		
19-9 • NCAA DIVISION II SOUTH CENTRAL REGION QUARTERFINALIST		
W Eastern New Mexico	80-47	Allen, Texas (LSC)
L Tarleton State	37-59	Allen, Texas (LSC)
L Arkansas Tech	68-79	Wichita Falls, Texas (NCAA)
2012-13		
18-10 • LONE STAR CONFERENCE TOURNAMENT SEMIFINALIST		
W Cameron	65-50	Allen, Texas (LSC)
L Tarleton State	48-66	Allen, Texas (LSC)
2013-14		
10-17 • LONE STAR CONFERENCE TOURNAMENT QUARTERFINALS		
L Tarleton State	70-89	Allen, Texas (LSC)
2014-15		
17-12 • LONE STAR CONFERENCE TOURNAMENT QUARTERFINALS		
L Texas A&M-Commerce	64-79	Allen, Texas (LSC)
2015-16		
17-12 • LONE STAR CONFERENCE TOURNAMENT QUARTERFINALS		
L Cameron	70-79	Allen, Texas (LSC)

WT CONFERENCE TITLES AND POSTSEASON TOURNAMENT TEAMS

T.J.A.A. Champions	1923-24	Co-Border Conference Champions	1954-55	NCAA Regional Quarterfinalist	1998-99
T.J.A.A. Champions	1926-27	National Invitational Tournament	1968-69	LSC Tournament; Regional Semifinalist	2000-01
T.J.A.A. Champions	1927-28	National Invitational Tournament	1979-80	LSC Tournament Champions	2002-03
T.J.A.A. Champions	1929-30	Co-Lone Star Conference Champions	1986-87	NCAA Regional Quarterfinalist	2002-03
T.J.A.A. Champions	1930-31	National Tournament Participant	1986-87	Lone Star Conference Tournament Champions	2005-06
T.J.A.A. Champions	1931-32	Lone Star Conference Tournament	1989-90	NCAA Regional Quarterfinalist	2005-06
National Tournament Participant	1932-33	National Tournament Participant	1989-90	Co-LSC South Division Champions	2006-07
National Tournament Semifinalist	1933-34	Co-Lone Star Conference Champions	1990-91	NCAA Regional Quarterfinalist	2006-07
National Tournament Participant	1935-36	Lone Star Conference Tournament	1990-91	NCAA Regional Quarterfinalist	2007-08
National Tournament Participant	1936-37	National Regional Qualifier	1990-91	NCAA Regional Quarterfinalist	2010-11
National Tournament Participant	1937-38	Lone Star Conference Champions	1993-94	NCAA Regional Quarterfinalist	2011-12
National Tournament Participant	1938-39	Lone Star Conference Tournament	1993-94	Lone Star Conference Tournament	2012-13
Alamo Conference Champions	1939-40	NCAA Regional Semifinalist	1993-94	Lone Star Conference Tournament	2013-14
Alamo Conference Champions	1940-41	Lone Star Conference South Division Champions	1997-98	Lone Star Conference Tournament	2014-15
Border Conference Champions/NIT Tournament	1941-42	NCAA South Central Regional	1997-98	Lone Star Conference Tournament	2015-16
Border Conference Champions	1942-43	NCAA Elite Eight Quarterfinalist	1997-98		
Co-Border Conference Champions	1951-52	Lone Star Conference South Division Champions	1998-99		

Year	Site	Winner	Score	Runner-up
1975	Brownwood	Sam Houston State	83-74	Howard Payne
1976	Brownwood	Howard Payne	74-68	Angelo State
1977	Brownwood	Texas A&M-Commerce	77-66	Howard Payne
1978	Brownwood	Texas A&M-Commerce	76-71	Howard Payne
1979	Huntsville	Southwest Texas State	70-69	Texas A&M-Commerce
1980	Huntsville	Southwest Texas State	70-61	Texas A&M-Kingsville
1981	Huntsville	Sam Houston State	89-76	Howard Payne
1982	Huntsville	Sam Houston State	53-50	Stephen F. Austin
1983	Nacogdoches	Stephen F. Austin	68-56	Sam Houston State
1984	Commerce	Angelo State	83-80	Texas A&M-Commerce
1985	Abilene	Abilene Christian	99-81	Angelo State
1986	Abilene	Abilene Christian	74-65	Texas A&M-Kingsville
1987	Abilene	Abilene Christian	78-69	West Texas A&M
1988	San Angelo	Angelo State	94-73	West Texas A&M
1989	San Angelo	Angelo State	84-66	Texas A&M-Kingsville
1990	Commerce	West Texas A&M	91-70	Texas A&M-Commerce
1991	Amarillo	West Texas A&M	83-70	Central Oklahoma
1992	Abilene	Texas A&M-Kingsville	98-97	Central Oklahoma
1993	Abilene	Eastern New Mexico	76-68	Texas A&M-Kingsville
1994	Canyon	West Texas A&M	85-79	Abilene Christian
1995	Edmond	Central Oklahoma	96-93	Texas A&M-Kingsville
1996	Commerce	Texas A&M-Kingsville	112-95	Central Oklahoma
1997	Edmond	Central Oklahoma	89-85	Texas A&M-Commerce
1998	Edmond	Central Oklahoma	123-101	West Texas A&M
1999	Wichita Falls	Midwestern State	78-62	Tarleton State
2000	Tahlequah	Midwestern State	93-83	West Texas A&M
2001	San Angelo	West Texas A&M	75-73 (OT)	Angelo State
2002	Tahlequah	Northeastern State	66-50	Tarleton State
2003	Portales	West Texas A&M	69-61	Tarleton State
2004	Stephenville	Tarleton State	69-66	Northeastern State
2005	Commerce	Texas A&M-Commerce	77-62	West Texas A&M
2006	Durant	West Texas A&M	99-85	Tarleton State
2007	Wichita Falls	Midwestern State	89-80	Southeastern Oklahoma
2008	Bartlesville	Central Oklahoma	72-70	Texas A&M-Commerce
2009	Bartlesville	Midwestern State	66-60	Southwestern Oklahoma
2010	Bartlesville	Midwestern State	65-55	Tarleton State
2011	Bartlesville	Central Oklahoma	68-52	Tarleton State
2012	Allen	Midwestern State	57-51	Tarleton State
2013	Allen	Tarleton State	53-50	Midwestern State
2014	Allen	Tarleton State	71-65	Midwestern State
2015	Allen	Texas A&M-Commerce	68-61	Angelo State
2016	Allen	Midwestern State	88-72	Angelo State

Year-by-Year Tournament Appearances

Texas A&M-Commerce (37) - 1975, 1976, 1977, 1978, 1979, 1980, 1981, 1982, 1983, 1984, 1985, 1986, 1988, 1989, 1990, 1991, 1993, 1994, 1995, 1996, 1997, 1998, 1999, 2001, 2003, 2005, 2006, 2007, 2008, 2009, 2010, 2011, 2012, 2013, 2014, 2015, 2016

Texas A&M-Kingsville (32) - 1978, 1979, 1980, 1981, 1982, 1983, 1984, 1985, 1986, 1987, 1988, 1989, 1990, 1991, 1992, 1993, 1994, 1995, 1996, 2000, 2001, 2002, 2004, 2005, 2006, 2007, 2009, 2012, 2013, 2014, 2015, 2016

Angelo State (29) - 1975, 1976, 1978, 1979, 1980, 1981, 1982, 1983, 1984, 1985, 1986, 1987, 1988, 1989, 1990, 1991, 1992, 1993, 1994, 1995, 2000, 2001, 2002, 2008, 2009, 2010, 2014, 2015, 2016

West Texas A&M (24) - 1987, 1988, 1990, 1991, 1994, 1996, 1997, 1998, 1999, 2000, 2001, 2003, 2004, 2005, 2006, 2007, 2008, 2010, 2011, 2012, 2013, 2014, 2015, 2016

Abilene Christian (23) - 1975, 1976, 1977, 1978, 1979, 1980, 1981, 1982, 1983, 1984, 1985, 1986, 1987, 1989, 1990, 1991, 1992, 1993, 1994, 1996, 1997, 1998, 2008

Eastern New Mexico (20) - 1986, 1989, 1990, 1991, 1992, 1993, 1994, 1995, 1996, 1997, 2002, 2003, 2004, 2006, 2011, 2012, 2013, 2014, 2015, 2016

Central Oklahoma (19) - 1990, 1991, 1992, 1994, 1995, 1996, 1997, 1998, 1999, 2001, 2003, 2004, 2005, 2006, 2007, 2008, 2009, 2010, 2011

Tarleton State (18) - 1997, 1998, 1999, 2002, 2003, 2004, 2005, 2006, 2007, 2008, 2009, 2010, 2011, 2012, 2013, 2014, 2015, 2016

Midwestern State (16) - 1999, 2000, 2001, 2002, 2003, 2004, 2005, 2007, 2009, 2010, 2011, 2012, 2013, 2014, 2015, 2016

Howard Payne (12) - 1975, 1976, 1977, 1978, 1979, 1980, 1981, 1982, 1983, 1984, 1985, 1986

Cameron (12) - 1990, 1991, 1992, 1993, 1998, 2009, 2011, 2012, 2013, 2014, 2015, 2016

Southwestern Oklahoma (10) - 2000, 2002, 2004, 2005, 2006, 2007, 2008, 2009, 2010, 2011

Southwest Texas State (9) - 1975, 1976, 1977, 1979, 1980, 1981, 1982, 1983, 1984

Sam Houston State (9) - 1975, 1976, 1977, 1978, 1979, 1980, 1981, 1982, 1983

Stephen F. Austin (8) - 1977, 1978, 1979, 1980, 1981, 1982, 1983, 1984

Northeastern State (8) - 1999, 2000, 2001, 2002, 2003, 2004, 2008, 2010

East Central (5) - 1999, 2000, 2001, 2002, 2003

Southeastern Oklahoma (4) - 1999, 2005, 2006, 2007

Incarinate Word (2) - 2012, 2013

LSC Tournament Titles

- 7 -- Midwestern State
- 6 -- West Texas A&M
- 5 -- Central Oklahoma
- 4 -- Texas A&M-Commerce
- 3 -- Tarleton State
- 3 -- Abilene Christian
- 3 -- Angelo State
- 3 -- Sam Houston State
- 2 -- Southwest Texas
- 2 -- Texas A&M-Kingsville
- 1 -- Eastern New Mexico
- 1 -- Howard Payne
- 1 -- Northeastern State
- 1 -- Stephen F. Austin

LSC Tournament Final Appearances

11	West Texas A&M	(6-5)
10	Tarleton State	(3-7)
9	Midwestern State	(7-2)
9	Texas A&M-Commerce	(4-5)
8	Angelo State	(3-5)
8	Central Oklahoma	(5-3)
7	Texas A&M-Kingsville	(2-5)
5	Howard Payne	(1-4)
4	Abilene Christian	(3-1)
4	Sam Houston State	(3-1)
2	Northeastern State	(1-1)
2	Southwest Texas	(2-0)
2	Stephen F. Austin	(1-1)
1	Southwestern Oklahoma	(0-1)
1	Southeastern Oklahoma	(0-1)
1	Eastern New Mexico	(1-0)

All-Time Win-Loss Percentage

Team	G	W-L	Pct.
1. Midwestern State	37	28-9	.757
2. Tarleton State	43	28-15	.651
3. Sam Houston State	17	11-6	.647
4. West Texas A&M	50	32-18	.640
5. Central Oklahoma	35	21-14	.600
T6. Northeastern State	15	8-7	.533
T6. Southwest Texas State	15	8-7	.533
T8. Howard Payne	22	11-11	.500
T8. Stephen F. Austin	14	7-7	.500
10. Texas A&M-Commerce	61	28-33	.459
11. Angelo State	46	20-26	.435
12. Abilene Christian	37	16-21	.432
13. Southeastern Okla.	7	3-4	.429
14. Texas A&M-Kingsville	49	19-30	.388
15. Incarnate Word	3	1-2	.333
16. Eastern New Mexico	27	8-19	.296
17. Cameron	17	5-12	.294
18. Southwestern Okla.	14	4-10	.286
19. East Central	6	1-5	.167



Meet The Buffs

The Coaches

2015-16 Review

The Record Book

All-Time Results

WT History

The LSC

Covering The Buffs



6 LSC TOURNAMENT CHAMPIONSHIPS | 24 LONE STAR CONFERENCE TOURNAMENT APPEARANCES | 13 NCAA DIVISION II POSTSEASON APPEARANCES

Season	1	2	3	4	5	6	7	8	9	10	11	12	13	14	15	16	Dates
1960-61	--	--	--	--	--	--	--	--	--	--	--	--	--	--	--	--	Jan. 5 - Mar. 9
1961-62	--	--	--	--	--	--	--	--	--	--	--	--	--	--	--	--	Jan. 4 - Mar. 15
1962-63	--	--	--	--	--	--	--	--	--	--	--	--	--	--	--	--	Jan. 3 - Mar. 7
1963-64	--	--	--	--	--	--	--	--	--	--	--	--	--	--	--	--	Jan. 9 - Mar. 5
1964-65	--	--	--	--	--	--	--	--	--	--	--	--	--	--	--	--	Dec. 10 - Mar. 4
1965-66	--	--	--	--	--	--	--	--	--	--	--	--	--	--	--	--	Dec. 16 - Mar. 4
1966-67	--	--	--	--	--	--	--	--	--	--	--	--	--	--	--	--	Dec. 29 - Mar. 9
1967-68	--	--	--	--	--	--	--	--	--	--	--	--	--	--	--	--	Dec. 7 - Mar. 7
1968-69	--	--	--	--	--	--	--	--	--	--	--	--	--	--	--	--	Dec. 12 - Mar. 6
1969-70	--	--	--	--	--	--	--	--	--	--	--	--	--	--	--	--	Dec. 11 - Mar. 5
1970-71	--	--	--	--	--	--	--	--	--	--	--	--	--	--	--	--	Dec. 17 - Mar. 11
1971-72	--	--	--	--	--	--	--	--	--	--	--	--	--	--	--	--	Dec. 16 - Mar. 9
1972-73	--	--	--	--	--	--	--	--	--	--	--	--	--	--	--	--	Dec. 14 - Mar. 8
1973-74	--	--	--	--	--	--	--	--	--	--	--	--	--	--	--	--	Dec. 20 - Mar. 21
1974-75	--	--	--	--	--	--	--	--	--	--	--	--	--	--	--	--	Dec. 19 - Mar. 20
1975-76	--	--	--	--	--	--	--	--	--	--	--	--	--	--	--	--	Jan. 14 - Mar. 3
1976-77	--	--	--	--	--	--	--	--	--	--	--	--	--	--	--	--	Jan. 11 - Mar. 2
1977-78	--	--	--	--	--	--	--	--	--	--	--	--	--	--	--	--	Jan. 11 - Feb. 22
1978-79	--	--	--	--	--	--	--	--	--	--	--	--	--	--	--	--	Jan. 10 - Feb. 28
1979-80	--	--	--	--	--	--	--	--	--	--	--	--	--	--	--	--	Jan. 9 - Feb. 27
1980-81	--	--	--	--	--	--	--	--	--	--	--	--	--	--	--	--	Jan. 7 - Mar. 4
1981-82	--	--	--	--	--	--	--	--	--	--	--	--	--	--	--	--	Jan. 6 - Mar. 2
1982-83	--	--	--	--	--	--	--	--	--	--	--	--	--	--	--	--	Jan. 3 - Mar. 7
1983-84	--	--	--	--	--	--	--	--	--	--	--	--	--	--	--	--	Jan. 2 - Mar. 5
1984-85	--	--	--	--	--	--	--	--	--	--	--	--	--	--	--	--	Jan. 7 - Mar. 2
1985-86	--	--	--	--	--	--	--	--	--	--	--	--	--	--	--	--	Jan. 6 - Mar. 3
1986-87	9	9	7	6	12	6	10	5	10								Jan. 6 - Mar. 2
1987-88	16	17	--	--	--	--	--	--	--	--	--	--	--	--	--	--	Jan. 4 - Feb. 29
1988-89	--	--	--	--	--	--	--	--	--	--	--	--	--	--	--	--	Jan. 16 - Mar. 6
1989-90	--	--	17	16	--	--	--	--	--	--	--	--	--	--	--	--	Jan. 15 - Mar. 5
1990-91	14	18	T11	11	10	17	--	--	--	--	--	--	--	--	--	--	Jan. 14 - Mar. 4
1991-92	--	--	--	--	--	--	--	--	--	--	--	--	--	--	--	--	Jan. 6 - Mar. 2
1992-93	--	--	--	--	--	--	--	--	--	--	--	--	--	--	--	--	Jan. 4 - Mar. 1
1993-94	--	--	--	--	--	--	--	--	--	--	--	--	--	--	--	--	Jan. 3 - Feb. 28
1994-95	--	18	--	--	--	--	--	--	--	--	--	--	--	--	--	--	Jan. 1 - Feb. 26
1995-96	--	--	--	--	--	--	--	--	--	--	--	--	--	--	--	--	Dec. 11 - Feb. 26
1996-97	--	--	--	--	--	--	--	--	--	--	--	--	--	--	--	--	Dec. 10 - Feb. 25
1997-98	--	--	15	14	10	9	15	8	5	5	8	9					Nov. 24 - Mar. 2
1998-99	--	--	--	--	--	--	--	--	--	24	17						Dec. 7 - Feb. 22
1999-00	--	--	--	--	--	--	--	--	--	--	--	--	--	--	--	--	Dec. 6 - Mar. 6
2000-01	--	--	--	--	--	--	--	--	--	--	--	--	--	--	--	--	Nov. 27 - Mar. 5
2001-02	--	--	--	--	--	--	--	--	--	--	--	--	--	--	--	--	Dec. 3 - Feb. 25
2002-03	--	--	--	--	--	--	--	--	--	--	--	--	--	--	--	--	Dec. 17 - Mar. 11
2003-04	--	--	--	--	--	--	--	--	--	--	--	--	--	--	--	--	Dec. 16 - Mar. 2
2004-05	--	--	--	--	--	--	--	--	--	--	--	--	--	--	--	--	Nov. 30 - Mar. 8
2005-06	--	--	--	--	--	--	--	--	--	--	--	--	--	--	--	--	Nov. 29 - Mar. 6
2006-07	--	--	--	--	--	--	--	--	--	--	--	--	--	--	--	--	Nov. 28 - Mar. 6
2007-08	--	--	--	--	--	--	--	--	--	--	--	--	19	--	--	--	Nov. 28 - Mar. 11
2008-09	--	--	--	--	--	--	--	--	--	--	--	--	--	--	--	--	Nov. 25 - Mar. 10
2009-10	--	--	--	--	--	--	--	--	--	--	--	--	--	--	--	--	Nov. 24 - Mar. 9
2010-11	--	--	--	--	--	--	19	23	20	19	--	23	--	T24	23	--	Nov. 23 - Mar. 8
2011-12	--	--	--	--	--	--	--	--	--	--	--	--	--	--	--	--	Nov. 29 - Mar. 6
2012-13	20	18	25	--	--	--	--	--	--	--	--	--	--	--	--	--	Nov. 20 - Mar. 12
2013-14	--	--	--	--	--	--	--	--	--	--	--	--	--	--	--	--	Nov. 19 - Mar. 11
2014-15	--	--	--	--	--	--	--	--	--	--	--	--	--	--	--	--	Nov. 25 - Mar. 10
2014-15m	--	--	--	--	--	--	--	--	--	--	--	--	--	--	--	--	Nov. 25 - Mar. 10
2015-16	--	--	--	--	--	--	--	--	--	--	--	--	--	--	--	--	Nov. 24 - Mar. 8
2015-16m	--	--	--	--	--	--	--	--	--	--	--	--	--	--	--	--	Nov. 24 - Mar. 8

- From 1960-61 through 1974-75: rankings conducted by Associated Press (College Division)
 - From 1975-76 through 1996-97: rankings conducted by National Collegiate Athletic Association (NCAA)
 - From 1997-98 through 2003-04: rankings conducted by Division II Bulletin
 - From 2004-05 to present: rankings conducted by National Association of Basketball Coaches (NABC) Congress
 - From 2014-15 to present: second set of rankings conducted (media poll) by Division II Sports Information Directors of America (CoSIDA)

A

Bill Abbott (1950)
Miles Ackerman (1913)
Russell Adams (1992-93)
Reed Addison (1977-78)
Terry Adolph (1980-81)
Tom Airhart (1950-51)
Glyn Akers (1919)
Dana Albright (1974-75)
Bill Allen (1945-48)
Buck Amburn (1937-38)
Bobby Anderson (1975-76)
Moses Anderson (1926)
Rodney Anderson (1989-90)
Bill Arthur (1945-48)
Jordan Ashmore (2010-12)



PRICE BROOKFIELD

B

Rick Bacon (1968-70)
Brian Bailey (1995)
Jim Baker (1918)
Antjuan Ball (2014-15)
Ballard (1916)
Boyce Bandy (1928-29)
Huey Barlett (1959)
Pierre Barlow (2007-08)
Mike Baskerville (2007)
Keith Batiste (1971)
John Battenfield (1919)
Charlie Beason (1957-58)
Charles Bell (1981-82)
Jay Benn (1973-74)
Mark Benoit (1987-88)
Charlie Bernard (1948-50)
Chad Bertrand (1997-00)
Bill Birdwell (1948-50)
Ray Bivens (1923-25)
Bill Black (1912-13)
Keith Blair (1959-61)
Sonny Blankenship (1961-63)
Dale Blaut (1969-70)
Bobbitt (1916)
Willie Boedecker (1933)
Bill Bolk (1963)
Bill Bolton (1963)
Jeff Bonner (2014-15)
Darwin Boyd (1997)
Boyce Box (1943, 1947-48)
Cloyce Box (1943, 1947-48)
Chris Bracey (2003)
Glynn Braden (1943, 1947-49)
Bradon (1942)
Carlos Brazolin (1990-91)
Leonard Britt (1933)
Garrett Brockman (2014-Pr.)
Dale Brookfield (1969)
Price Brookfield (1940-42)
Glen Brotherton (1946)
Adrian Brown (1996)
Andre Brown (1992-93)
Buster Brown (1927, 1929)

Hatcher Brown (1928-30)
Jarvis Brown (2005)
LeBaron Brown (1996)
John Budenholzer (1946)
Howard Burd (1982)
Otis Burke (1929-32)
Nick Burns (2009-10)
Dale Burrow (1963-64)
Austell Burrus (1950-52)
Ray Burrus (1953-55)
Troy Burrus (1952-54)
Conway Butler (1936-38)
Tyrone Byers (2000-01)
Charles Byrd (1987-88)

C

Bart Cadenhead (1978)
Kyle Caldwell (2003)
Scott Caldwell (1992-93)
Wade Callaway (1991-94)
George Calvin (1931-33)
Jason Campbell (2004-05)
Fred Carey (1915)
R.E. Carey (1916)
Eric Carmon (1985)
Courtney Carr (2011-12)
Frank Castleberry (1960-61)
Eduardo Caviglia (2003-04)
Elmer Chambers (1915)
David Chavlovich (2014-Pr.)
Maurice Cheeks (1975-78)
William Childs (1985-86)
Jerry Christian (1971-73)
Charles Claggett (1989)
Lawrence Clark (1935-37)
Robert Clark (1929-31)
Kevin Clayton (2000)
Curtis Clements (2003)
M.E. Clevenger (1934-35)
Norman Clevenger (1914)
Bill Clifton (1953-55)
James Cllice (1928-29)
George Ray Clovin (1931-32)
Kendall Cogburn (2010-11)
Davie Cole (1968-70)
Collins (1991)
Edwin Comer (1929-32)
Guy Comer (1911)
Jim Conner (1960-62)
Jim Conner (1974)
Leo Cooper (1930-31)
Tyler Cooper (2005-08)
Larry Corbin (1958)
Joe Cosey (1974-75)
L. Cowlin (1911)
Bill Cox (1949)
Ross Craig (1917-18)
James Crews (1943)
Michael Crowe (1993-94)
John Crudgination (1915)
Cleatice Crump (1924-27)
Cullender (1937-39)
Patrick Culver (2006)
Claude Cummings (1995-96)
Frank Cunningham (1943)
Larry Cunningham (1976-78)
Jim Curtsinger (1960-62)

D

Steve Davidson (1971-72)
Alex Davis (2010)
Earl Davis (1985-86)
Jack Davis (1936-37)
Jeff Davis (2008)
Lee Davis (1977-78)
M. Davis (1912)
Ralph Davis (1940)
Ronald Davis (1936)
Willie Davis (1982)
A. Day (1912)
Ray DeBord (1963)
Hank Decker (1946-47)
William Dise (1975)
Ben Doherty (2007-09)
Scott Doores (1971-73)
Bijan Dotson (2009-10)
Rosavelt Duffie (1993)
Tez Dumars (2012-15)
David Duncan (2013)

E

Tyshawn Edwards (2012)
Ray Ellefson (1943)
Mark Ellerman (1982-83)
Tony Ellis (1978)
Dan Elmer (1977-80)
Jordan Evans (2015-Pr.)

F

Famer (1919)
Max Fern (1918)
Jim Farren (1956-59)
Fats (1916)
Melvin Faust (1987)
Drimir Ferguson (2014)
Tory Fernandez (2009-10)
Ben Finely (1953-54)
Diangelo Fisher (1995)
Mickey Fitts (1965-67)
Milt Fitts (1958-60)
Ed Fitzgerald (1970-71)
G.C. Fitzgerald (1930-32)
Glen Fletcher (1971-72)
Foots (1917)
Dawon Foreman (1988-91)
Rich Forrest (2000-01)
Joe Fortenberry (1930-32)
Lionel Foster (2011-12)
Gary Francis (1973)
Valton Franklin (1967-68)
Troy Fry (1990-91)
Demetrice Fuller (2008-09)
Guy Fuller (1924-26)

G

F. Gaber (1911)
Oscar Gamer (1924, 1926)
Ron Gardner (1966)
Miles Gatewood (2013-14)
Pat Gerald (1927-29)
Rylan Gerber (2013-Pr.)
Johnny George (1954, 1956-57)
David Gibbs (2013)
Keith Gladney (1979-80)
Ray Golson (1971-72)
F. Goeber (1912)
Floyd Golden (1917-20)
Roy Golden (1918)
Eric Golightly Jr. (2015-Pr.)
Clyde Gordon (1922)
Floyd Gordon (1919)
Tommy Gove (2014-Pr.)
Bob Grace (1960)
Orlando Graham (1985-86)
Robby Graham (1973)
Keon Grant (2008)
Rufus Graves (1945)
Fred Green (1953-54)
Kevin "Chip" Green (2007)
Ralph Griffith (1933)
Steve Grimes (1993)
Douglas Groom (1941-43)
Phil Guinn (1962)
Robert Gustavis (1982)

H

Ray Haddock (1956)
Charles Halbert (1940-42)
C. Halden (1912)
Alex Hale (1924-26)
Nay Hale (1920-23)
Ted Hale (1953)
Bill Hales (1914-15)
Harvey Hales (1981-82)
Mose Hales (1950-52)
LaDarius Hall (2010-11)
Michael Hamelin (1998-99)
Mike Hamilton (1992)
J.D. Hanna (1918)
Henry Hardaway (1960-61)
W. Harde (1912)
Darnell Hardeman (1988-90)
Newt Harrell (1918)
DaShawn Harris (1996-97)
Eddie Harris (1979-82)
Reggie Harris (2003)
Donnell Harrison (1997-98)

Sean Harrison (1998-99)
Matt Hart (1995)
David Hatcher (1956-58)
J.D. Hazlewood (1928)
Earl Hector (1994)
Clifford Henry (1921-22)
Heizer (1916)
David Henderson (2011-12)
Milt Henderson (1976)
O. Hensley (1912)
Richard Higginbotham (2004-05)
Andre Hill (2007-08)
Terrell Hill (1994)
Simmie Hill (1968-69)
Chris Hinz (2007-08)
Barrick Hodge (2012)
Demetrius Hodge (1998-99)
Jacquiese Holcombe (2010-11)
Ronnie Holmes (2005-06)
Keenan Hooker (2004)
Carlos Hopper (1992-94)
Leroy Horton (1997)
Greg Houston (1992)
Snapper Hunnicutt (1996-99)
Jamie Hurnes (2001)

J

Darnell Jackson (2012)
Derrick Jackson (2000-01)
James Jackson (1982-83)
J.J. Jackson (1997-98)
Joaquin Jackson (1956)
Neil Jackson (1946-48)
Steven Jackson (2003-06)
Ledru Jacobs (1942, 1946-47)
Glen Jamison (1985)
James Jappa (1981-82)
Jay Jefferson (1989)
Carl Johnson (1978-81)
Charles Johnson (1941-42, 1947-48)
Clark Johnson (1942-43, 1945, 1947)
Dewey Johnson (1939-41)
Fred Johnson (1985-86)
Jack Johnson (1966-67)
John Johnson (1945, 1947)
Johnny Johnson (2009)
Justin Johnson (2009)
Lloyd Johnson (1937)
Nick Johnson (1995-96)
Tommy Johnson (1985)
Vernon Johnson (1935)
Terrance Jolley (1998-99)
Antoine Jones (1996)
Bobby Jones (1977)
Cleveland Jones (1930)
Darian Jones (2001)
Melvin Jones (1976-77)
Ray Jones (1939-40)
Tommy Jordan (1973)

K

Mohammad Kamara (1998)
Eugene Keating (1943)
Clifford Keith (1926-29)
Keffer (1916)
Dave Keller (1978)
Virgil Kelley (1947)
Don Kendrick (1938-40)
Jerry Kersey (1981)
A.E. Key (1912-13)
Everett Key (1916-19)
Donnie Kidd (2010-11)
Audeil Kimmins (1935)
Mike Kimmis (1967)
Gene King (1958-60)
Ron King (1996-97)
Bryan Kirkland (1984-85)
Hubert Kitchens (1948-50)
Jake Knight (1962)
Lee Roy Knott (1956-57)
Lou Koning (1969-70)



Meet The Buffs

The Coaches

2015-16 Review

The Record Book

All-Time Results

WT History

The LSC

Covering The Buffs





6 LSC TOURNAMENT CHAMPIONSHIPS | 24 LONE STAR CONFERENCE TOURNAMENT APPEARANCES | 13 NCAA DIVISION II POSTSEASON APPEARANCES

- L**
- Metz LaFollette (1943, 1945, 1947)
 - Tom Lair (1911-12)
 - Brent Lake (1971-73)
 - Carl Lamb (2004-06)
 - Augie Larson (2000-01)
 - Arthur Latus (1986-87)
 - Joe Lancaster (1920-23)
 - Bert Lane (1947)
 - Cyril Layne (1930)
 - Martin Lattibeaudiere (1994-97)
 - Coy Laury (1998)
 - Don Lech (1945-46)
 - Robert Lee (2008)
 - Leon (1916-17)
 - Elgin Leslie (1991)
 - Rod Little (2011)
 - C. Lively (1916)
 - Damien Lolar (2006-07)
 - Mike Lorene (1977-80)
 - Keith Lowe (1963)
 - Delbert Lowes (1926-29)
 - Earl Lust (1913)
 - Pratt Lyons (1969)
 - Mike Lyerla (1992-93)

- M**
- Jack Maddox (1941-43)
 - Matt Madison (2000-01, 2003)
 - J.W. Malone (1945-48)
 - Sammy Malone (1948-50)
 - John Matthews (1914)
 - Mark Mayberry (1974)
 - Mike McBride (1976)
 - James McCloud (1969-70)
 - Jon McCoy (1972)
 - John McClure (1953-55)
 - Clint McFall (2008-09)
 - Mike McGhee (1997)
 - Jerry McGuire (1963)
 - Earl McKinney (1990-92)
 - Ed McMinn (1933)
 - Doc McVickers (1924)
 - Joe McWilliams (1964-66)
 - Fremont Mead (1913)
 - Arendijus Mejeras (2002-03)
 - Jordanas Mejeras (2005-07)
 - Rodrigo Mello (1988-91)
 - Bill Miller (1946-49)
 - Max Miller (1958-59)
 - Nat Miller (1969)
 - Fabian Mina (1993)
 - Joe Mincey (2010-11)
 - Marvin Mitchell (1964-65)
 - Mike Mitchell (1967-69)
 - Odus Mitchell (1920-23)
 - Will Mitchell (2006)
 - Frank Monroe (1930-32)
 - Dudley Moore (1966)
 - James Morgan (1954)
 - Jeff Morgan (1987-88)
 - Dale Morris (1967)
 - Milton Morris (1920, 1930-32)
 - Eric Mosley (2015-Pr.)
 - Gene Muirdock (1969-70)
 - Estrada Murray (2000-01)
 - Marvin Myers (1935-36)
 - Albert Myles (1999, 2001)

- N**
- J. Naiker (1933)
 - Elvis Nard (1927-30)
 - Wyatt Nations (1922)
 - Milton Neilson (1937-38)
 - P.F. Newman (1926-28)
 - Winston Nicholas (1979)
 - Phillip Nichols (1956-57)
 - Ed Neills (1921)
 - Jim Nielson (1967-69)
 - Bob Nipper (1939-41)
 - H. Norditt (1912)
 - David Nowlin (1967-68)


- O**
- Roy O'Neale (1993-94)

- P**
- Parry (1919)
 - Wilburn Patton (1941)
 - Ben Pearson (1925-26)
 - Paul Perkins (1982)
 - Judge Perry (1958-59)
 - Nolan Peteet (1950-52)
 - D.J. Phillips (1931)
 - Ted Phillips (1933)
 - Matt Pierce (2003-04)
 - Scottie Pierce (1962-64)
 - Roger Pierson (1923)
 - J.E. Pietzsch (1938)
 - Jason Pillion (1998-99)
 - J. Pipkin (1912)
 - Roy Pinson (1917)
 - Keon Pledger (2013)
 - Rod Prater (2003-04)
 - Bill Price (1950-52)
 - Borden Price (1939-41, 1946)
 - Joseph Prince (2015-Pr.)
 - Kirby Pugh (1964-65)

- Q**
- Ryan Quaid (2015-Pr.)

- R**
- Reggie Ramey (1973-76)
 - Tommy Rasberry (1941)
 - Ed Redd (1994)
 - Cleotis Reece (1971-72)
 - Olin Reed (1942)
 - Shane Reese (1996-97)
 - Bill Reeves (1925-26)
 - Jim Reid (1958-60)
 - Sid Reid (1912)
 - Charlie Relph (2001)
 - Gale Rhin (1968-69)
 - David Rhone (2003)
 - Lonnie Rice (1951)
 - Guy Richards (1930-33)
 - Charles Richardson (1949)
 - Jody Richardson (1966)
 - Fred Rike (1990)
 - Eurskine Robinson (1979-82)
 - Harold Robinson (1951-53)
 - James Robinson (1956)
 - Hector Rodriguez (1972-73)
 - Mike Rodriguez (1971-73)
 - Walter Roese (1991-92)
 - Don Rogers (1956-58)
 - Rookie Rogers (1954-57)
 - Bobby Roland (1963)
 - Geoffrey Rowles (1968)
 - Kevin Rutherford (1995)

- S**
- Moshn Said (2007)
 - Rene Salomao (1998, 2000)
 - Marvin Satterfield (1984-85)
 - Maurice Savage (1968)
 - Frank Schaffer (1962-64)
 - Brad Schreck (1976-77)
 - O.T. Schupback (1942)
 - Ernest Schur (1938-40)
 - Earl Scott (1913)
 - George Scott (1964-65)
 - James Scott (1953-55)
 - Esaw Scruggs (2000-01)
 - David Seal (1960-62)
 - Gordon Sewell (1912)
 - Ray Schackleford (1937-39)
 - David Shearod (1964)
 - Kyle Shields (2005-06, 2008-09)
 - Elmer Shotwell (1913)
 - Carlos Silva (2003-05)
 - Gary Simms (1917, 1920)
 - Danny Simmons (1982)
 - Allen Simpson (1956-58)
 - Gail Simpson (1964-66)
 - Kenneth Simpson (??)
 - Sammy Simpson (1990-91)
 - Donald Sims (2011-12)
 - George Sims (1979-80)
 - Tom Sims (1956, 1959)
 - Troy Sims (1989-90, 1993)
 - Jerry Singletary (1986-87)



SIMMIE HILL

- Gordon Siwell (1913)
- Steve Slagle (1961-63)
- Dallas Smith (1974-76)
- Eugene Smith (1975-77)
- O. Smith (1912)
- Ralph Smith (1915)
- Shawn Smith (1982)
- Alburt Sone (1923)
- Henry Sone (1924)
- Law Sone (1926)
- Lem Sone (1919, 1921, 1923)
- Velton Sorgee (1943)
- Lonnie Speck (1968)
- L.O. Speer (1937)
- Goran Stanic (2006-07)
- Earl Stagner (1938-41)
- Henry Stair (1913)
- J. Stean (1928)
- Lother Stephenson (1937-40)
- Bob Steppes (1981-82)
- Dwaine Stewart (1950-52)
- Frank Stingo (1976-77)
- Bill Stockman (1941-43, 1946)
- Frank Stockman (1940-42)
- Stone (1916)
- James Straham (1964-65)
- Joe Streun (1956-57)
- Jim Stringer (1926-27)
- Russell Stroud (1931-33)
- Niko Stylianou (2009)
- Bob Summerwell (1953)
- Kyle Sunderman (1972-73)
- Jon Sykes (2008)

- T**
- Fabrice Tafo (2009)
 - B.F. Taylor (1936)
 - Bruce Taylor (1974-77)
 - Calvin Taylor (1965-66)
 - Charles Taylor (1946)
 - Howard Taylor (1974-75)
 - Don Teague (1961)
 - Rodney Teague (1966-67)
 - Gerald Temple (1987-88)
 - Jamil Terrell (2005)
 - Foy Terry (1921)
 - Kelly Thomas (1981)


- Govinda Thomas-Carter (2005-06)
- Joe Thompson (1994-97)
- Joe Thompson (1917)
- Chase Thornberry (2008)
- Hugh Tilson (1956-58)
- Rod Toliver (1989-90)
- Tomberlin (1946)
- Norman Trimble (1941-43)
- Dick Trolinger (1959)
- Justin Tubb (2010-12)
- Chris Tucker (2010)

- V**
- Robert Van Amelunxen (1983)
 - Fina Vaughn (1924)
 - Ray Vineyard (1935)

- W**
- John Walker (1932-33)
 - Sean Walker (1987)
 - Jeff Wallace (1912)
 - Seivern Wallace (1995)
 - T. Wallace (1911-12)
 - Kevin Waller (2012)
 - Craig Walling (1936-38)
 - Dennis Walling (1951-53)
 - Kendall Walling (1982-83)
 - Jerrod Walton (2015-Pr.)
 - Elvis Ward (1926-28)
 - Kennon Washington (2011-12)
 - Phil Washington (1992)
 - Foster Watkins (1937)
 - Derrith Welch (1967)
 - Vernon Welch (1963)
 - Ed Wells (1921)
 - Todd Welty (1988)
 - Spencer Whippo (1919)
 - Carl White (2014-Pr.)
 - Kenny White (2003)
 - Kevin White (1991-92)
 - Mason White (2009-12)
 - Mark Wible (1975)
 - Dick Wiggins (1945)
 - Cederick Wilbon (1995-96)
 - Dave Wilburn (1979)
 - Bernard Williams (1991)
 - Russ Winters (1990-91)
 - Tomas Wrotten (1998-99)

- Y**
- Goliath Yeggins (1980-83)
 - J. Younger (1912)

- Z**
- U. Zumer (1912)



JOE FORTENBERRY

Long known as a leader in intercollegiate athletics, the Lone Star Conference (LSC) is an innovative athletics conference that aims to provide a superior competitive experience for member institutions and to allow for comprehensive development of student-athletes through academic services and life skills programming. The LSC continues to build upon its proud history while intending to be recognized as the premier NCAA Division II conference in the nation.

The league's mission is to foster student participation and success among member institutions in NCAA Division II intercollegiate athletics as an integral part of each institution's total educational program. The LSC shall pursue student-athlete development with highest regard to the principles of academic excellence, graduation success, sportsmanship, ethical conduct, resourcefulness, community service, gender equity, and diversity.

The LSC - founded on April 25, 1931 - has developed from a five-team conference of Texas-based schools to an 11-member league that spans three states (Texas, Oklahoma and New Mexico). The conference membership recently

expanded by adding The University of Texas of the Permian Basin and Western New Mexico in July 2016. Oklahoma Panhandle State becomes an affiliate member in football and Lubbock Christian University joins the league as an affiliate member in indoor and outdoor track and field on that same date.

The league continues to assist its member institutions in the maintenance of intercollegiate athletic programs that are compatible with the highest standards of education and competitive sports.

Throughout the league's 85-year history, various institutions have competed under the LSC banner. Today, only Texas A&M University-Commerce (then East Texas State) remains from the original group that was formed in 1931 when North Texas State, Southwest Texas State, Sam Houston State and Stephen F. Austin withdrew from the old Texas Intercollegiate Athletic Association.

Past members of the LSC include Trinity, Houston, Lamar, Howard Payne, Sul Ross State, McMurry, Harding, Ouachita Baptist, Central Oklahoma, East Central (Okla.), Northeastern State (Okla.), Southeastern Oklahoma, Southwestern

Oklahoma, Abilene Christian and Incarnate Word.

While the LSC has maintained a long-standing tradition of competitive athletic programs for its members, many teams and individuals have gone on to distinguish themselves on the national stage. Entering 2016-17, LSC member institutions have collected 75 NCAA team national championships since the league joined the Division II membership in 1982.

The LSC conducts conference championships in 17 sports. Men's championships include football, cross country, basketball, baseball, indoor track and field, outdoor track and field, golf and tennis. Women's titles are determined in volleyball, soccer, cross country, basketball, softball, indoor track and field, outdoor track and field, tennis and golf.

The conference office is located in Richardson, Texas, a northern suburb of Dallas. Jay Poerner serves as Commissioner, with assistance from Melanie Robotham (Media Relations) and Danielle Anderson (Compliance).



Meet The Buffs

The Coaches

2015-16 Review

The Record Book

All-Time Results

WT History

The LSC

Covering The Buffs

LSC POSTSEASON RESULTS

LSC TOURNAMENT (ALLEN EVENT CENTER - ALLEN)

MARCH 2-3, 2016 (QUARTERFINALS)

Angelo State 87, Texas A&M-Kingsville 86

Midwestern State 112, Eastern New Mexico 80

Tarleton State 68, Texas A&M-Commerce 60

Cameron 79, West Texas A&M 70

MARCH 4, 2016 (SEMIFINALS)

Angelo State 81, Tarleton State 73

Midwestern State 88, Cameron 72

MARCH 5, 2016 (CHAMPIONSHIP)

Midwestern State 88, Angelo State 82

SOUTH CENTRAL REGIONAL (D.L.LIGON COLISEUM - WICHITA FALLS)

MARCH 12, 2016 - S.C. REGIONAL QUARTERFINALS

Angelo State 92, Arkansas-Fort Smith 85

Lubbock Christian 79, Midwestern State 73

Tarleton State 83, Colorado School of Mines 61

MARCH 13, 2016 - S.C. REGIONAL SEMIFINALS

Angelo State 87, Fort Lewis 66

Tarleton State 69, Lubbock Christian 63

MARCH 15, 2016 - S.C. REGIONAL FINALS

Tarleton State 77, Angelo State 72

NCAA DIVISION II ELITE EIGHT (DR. PEPPER ARENA - FRISCO)

MARCH 23, 2016 - D-II ELITE EIGHT (NATIONAL QUARTERFINALS)

Augustana (S.D.) 86, Tarleton State 79

2015-16 LSC ALL-CONFERENCE AWARDS

FIRST TEAM

Player	School	Year	Hometown
David Chavlovich	West Texas A&M	So.	Arlington, TX
Khapri Alston	Midwestern State	Sr.	Chicago, IL
Tre Bennett	Angelo State	Sr.	Houston, TX
Jamaal Brantley	Cameron	Sr.	Columbia, SC
EJ Reed	Tarleton State	Sr.	Mesquite, TX

SECOND TEAM

Pos. Player	School	Year	Hometown
Bretson McNeal	Midwestern State	Sr.	Minneapolis, MN
Deondre Ray	Cameron	Sr.	Ft. Worth, TX
Anthony Adams	A&M-Commerce	Sr.	Pontiac, MI
Stedman Allen	Angelo State	Sr.	Bronx, NY
Bryant Crowder	A&M-Commerce	Sr.	Harlem NY

HONORABLE MENTION

Pos. Player	School	Year	Hometown
Troy Jones	A&M-Kingsville	Sr.	Alexandria, LA
Ronnie White	A&M-Commerce	Sr.	Chicago IL
Lawrence Domingo	Eastern N.M.	Sr.	Oakland, CA
Jordan Evans	West Texas A&M	So.	Houston, TX
Michael Hardge	Tarleton State	Sr.	Georgetown, TX
Cameron Lee	Cameron	Sr.	Columbia, SC
DJ Weathers	Texas A&M-Kingsville	Sr.	Mexia, TX

SPECIAL AWARDS

Player of the Year: David Chavlovich, West Texas A&M

Defensive Player of the Year: Trevor Fuller, Midwestern State

Freshman of the Year: JV Long, Cameron

Newcomer of the Year: Tre Bennett, Angelo State

Coaches of the Year: Nate Gamet (CU) / Nelson Haggerty (MSU)



6 LSC TOURNAMENT CHAMPIONSHIPS | 24 LONE STAR CONFERENCE TOURNAMENT APPEARANCES | 13 NCAA DIVISION II POSTSEASON APPEARANCES

INDIVIDUAL GAME

Points: 55, Nate Granger, East Texas State vs. Paul Quinn, 1977
 LSC Only: 52, Calvin Walker, East Texas State vs. Tarleton State, 1970;
 Eddie Robinson, Central Oklahoma vs. S.W. Oklahoma, 1999

FG Made: 26, Nate Granger, East Texas State vs. Paul Quinn, 1977
 FG Attempts: 44, Hoegie Simmons, Texas A&I vs. Abilene Christian, 1973

FT Made: 23, Gary Hopkins, Howard Payne vs. St. Mary's, 1978;
 Alex Wright, Central Oklahoma vs. Southeastern Okla. 1992

FT Attempts: 26, Gary Hopkins, Howard Payne vs. St. Mary's, 1978;
 Tyson Fisher, Central Oklahoma vs. Midwestern, 1996

3-PT Made: 11, Shawn Williams, Central Oklahoma vs. Nebraska-Kearney, 1990; Marlon Dawson, Central Oklahoma vs. Southeastern Oklahoma, 2001

3-PT Attempts: 28, Marlon Dawson, Central Oklahoma vs. Southeastern Oklahoma, 2001

3-PT Made Without Miss: 8, Kyric Rambo, Southeastern Oklahoma vs. Texas A&M-Commerce, 2007

Rebounds: 31, Pete Harris, Stephen F. Austin vs. Texas A&I, 1973

Assists: 19, Gary Hopkins, Howard Payne vs. Lubbock Christian, 1979

Steals: 15, Broderick Bobb, Abilene Christian vs. Western NM, 1997

Blocks: 10, Ian Adams, East Central vs. Texas A&M-Internat'l, 2005;
 Carlos Silva, West Texas A&M vs. Southwestern Okla., 2004

INDIVIDUAL SEASON

Points: 883, Fred Davis, Howard Payne, 1969-70
 Scoring Average: 31.5, Fred Davis, Howard Payne, 1970-71
 FG Made: 328, Roland Miller, East Central, 1997-98
 FG Attempts: 685, Hoegie Simmons, Texas A&I, 1974-75
 FG Pct.: .709 (168 of 237), Richard Trice, Howard Payne, 1962
 FT Made: 226, Lewis Gilcrease, Southwest Texas State, 1952-53
 FT Attempts: 268, Joe Newton, Central Oklahoma, 1997-98
 FT Pct.: .961 (124 of 129) Ashton Brown, Texas A&M-Kingsville, 2011-12
 3-PT Made: 139, Shawn Pughsley, Central Oklahoma, 1997-98
 3-PT Attempts: 318, Shawn Williams, Central Oklahoma, 1990-91
 3-PT Pct.: .523, Tom Gummings, Texas A&I, 1988-89 (54 of 104)
 3-PT Made Per Game: 4.4, Shawn Williams, Central Oklahoma, 1990-91

Rebounds: 522, Pete Harris, Stephen F. Austin, 1971-72
 Rebound Avg: 19.3, Pete Harris, Stephen F. Austin, 1971-72
 Assists: 273, Gary Hopkins, Howard Payne, 1979-80
 Assists Avg: 9.7, Gary Hopkins, Howard Payne, 1979-80
 Steals: 128, Abdullah Lawal, Southwestern Oklahoma, 2008-09
 Steals Avg: 4.3 (128 in 30 games), Abdullah Lawal, Southwestern Oklahoma, 2008-09

Blocks: 126, Johnny Tyson, Central Oklahoma, 1993-94
 Blocks Avg: 4.7 (126 in 27 games) Johnny Tyson, Central Oklahoma, 1993-94

INDIVIDUAL CAREER

Points:
 Two Seasons: 1,637, Alex Wright, Central Okla, 1992-93
 Three Seasons: 2,026, Fred Davis, Howard Payne, 1967-70
 Four Seasons: 2,380, Nate Granger, East Texas State, 1973-77

Scoring Avg.: 28.5, Fred Davis, Howard Payne, 1967-70

FG Made:
 Two Seasons: 592, Hoegie Simmons, Texas A&I, 1972-74
 Three Seasons: 797, Fred Davis, Howard Payne, 1967-70
 Four Seasons: 988, Nate Granger, East Texas State, 1973-77

FG Attempts: 1,829, Jacky Fryman, Sul Ross, 1962-66
 FG Pct.: .681, Richard Trice, Howard Payne, 1960-63

FT Made: 606, Jack Fryman, Sul Ross, 1962-66
 FT Attempts: 883, Jack Fryman, Sul Ross, 1962-66
 FT Pct.: .871, Dennis Leach, Texas A&I, 1966-70

3-PT Made: 325, Stephen Hamrick, Eastern New Mexico, 1992-96
 3-PT Attempts: 811, Stephen Hamrick, Eastern N.M., 1992-96
 3-PT Pct.: .499, Charles Byrd, West Texas State, 1986-88
 3-PT Per Game: 3.7, Shawn Williams, Central Oklahoma, 1989-91

Rebounds: 1,682, James Lister, Sam Houston State, 1969-73
 Rebound Avg.: 17.0, Pete Harris, Stephen F. Austin, 1970-73

Assists: 789, Randall Moore, Abilene Christian, 1976-80
 Assists Avg: 6.9, (789 in 115 games) Randall Moore, Abilene Christian, 1976-80

Steals: 269, Abdullah Lawal, Southwestern Oklahoma, 2006-09

TEAM GAME

Points: 167, Central Oklahoma vs. Baptist Christian, 1993; Central Oklahoma vs. Arkansas Baptist, 1993

Combined Points (two teams): 268, Central Oklahoma vs. Nebraska-Kearney, 1991-92 (UCO won 140-128)

Largest Margin of Victory: 104, Central Oklahoma vs. Arkansas Baptist, 1995 (UCO won 158-54).

FG Made: 67, Stephen F. Austin vs. Paul Quinn, 1973; Central Oklahoma vs. Baptist Christian, 1993; Central Oklahoma vs. Arkansas Baptist, 1993

FG Attempts: 119, Central Oklahoma vs. Baptist Christian, 1993

FG Percentage: .737, (42 of 57) Abilene Christian vs. Texas A&M-Kingsville, 1983

FT Made: 50, Howard Payne vs. Sul Ross, 1966

FT Attempts: 70, Central Oklahoma vs. University of Dallas, 1990

FT Made Without Miss: 23, Texas A&I vs. Concordia Lutheran, 1990

3-PT Made: 28, Central Oklahoma vs. East Central, 2009

3-PT Attempts: 57, Central Oklahoma vs. East Central, 2009

3-PT Made Without Miss: 4, Abilene Christian vs. Texas A&I, 1988; West Texas A&M vs. Eastern New Mexico, 2016

Rebounds: 84, Stephen F. Austin vs. Abilene Christian, 1976

Assists: 42, Central Oklahoma vs. Baptist Christian, 1993

Steals: 26, Central Oklahoma vs. Arkansas Baptist, 2001

Blocks: 14, Central Oklahoma vs Arkansas Baptist, 1993

TEAM SEASON

Points: 3,566, Central Oklahoma, 1991-92
 Scoring Avg.: 113.6, Central Oklahoma, 1992-93.
 Scoring Defense: 1,153, Stephen F. Austin, 1958-59.
 Scoring Defense Avg.: 48.8, Southwest Texas State, 1951-52

FG Made: 1,321, Central Oklahoma, 1991-92.
 FG Attempts: 2,653, Central Oklahoma, 1991-92.
 FG Percentage: .563, Stephen F. Austin, 1968-69.

FT Made: 778, Sam Houston State, 1968-69
 FT Attempts: 1,092, Sam Houston St., 1968-69
 FT Percentage: .805 (449 of 558), Southwest Texas State, 1967-68

3-PT Made: 353, Central Oklahoma, 1991-92.
 3-PT Att.: 982, Central Oklahoma, 1994-95.
 3-PT Pct.: .438, Texas A&I, 1988-89
 3-PT Per Game: 11.1, Central Oklahoma, 1992-93

Rebounds: 1,535, Sam Houston State, 1968-69
 Rebound Avg.: 55.6, Stephen F. Austin, 1954-55

Steals: 367, Central Oklahoma, 1991-92

Blocks: 211, Central Oklahoma, 1993-94



Meet The Buffs

The Coaches

2015-16 Review

The Record Book

AllTime Results

WT History

The LSC

Covering The Buffs

WTAMU HALL OF CHAMPIONS

The WTAMU Athletic Hall of Champions recognizes the finest student-athletes, coaches, administrators and other notable individuals who have contributed to the success of West Texas A&M Athletics. A permanent display of all Hall of Champions inductees is located in the lobby of the First United Bank Center and is open to the public during regular University hours.

For consideration, nominees must have competed or been employed for/by WTAMU for a minimum of two seasons and be at least five years removed from their last date of competition and/or employment. Only in special circumstances will the five year requirement be waived, at the

approval of the Director of Athletics and University President. Further, nominees will have been outstanding athletes, coaches, administrators or support personnel during their WTAMU career AND/OR achieved notable success in their professional careers after their matriculation from WTAMU. It is not necessary for an inductee to have graduated from West Texas A&M. To gain entry, a nominee must receive at least two-thirds of a majority vote by the selection committee.

LEGACY AWARD

The Hall of Champions Selection Committee is also charged with selecting a Legacy Award winner(s) each year. The Legacy Award was established in 2008 to recognize

individuals and organizations not eligible for the Hall of Champions, but who have made significant lifetime contributions (service, financial or another form of support) to the success and legacy of West Texas A&M Athletics. This may include fans, boosters or an organization that has provided distinguished support. The Selection Committee may recommend up to two Legacy Award winners each year. Nominations for Legacy Award honorees may be made by any individual or organization. Legacy Award winners will be recognized at the Hall of Champions Induction Dinner and be included in a permanent display alongside the Hall of Champions.

<p>1987 Al Baggett Price Brookfield Sam Burton George Ray Colvin Ben Collins Lwood Dow Joed Forbus Joe Fortenberry Pat Gerald Floyd Golden Mitchell Jones Clifford Keith Delbert Lowres Gus Miller Odus Mitchell Putt Powell Larry Sanders Ernest Schur Pete Shotwell Elvis "Heck" Ward Foster Watkins</p>	<p>Grady Burson Milt Fitts Buck Garrett Clark Johnson Leon Manley Ronald Mills Borden Price</p> <p>1990 Jim Campbell Dory Funk, Jr. Merry Johnson-Byers Metz LaFollette Bob Petrich Scottie Pierce Gail Simpson Burl Wood Earl Wood Phillip Wright</p> <p>1991 Carl Brown Austell Burrus Charlie Daves Steve Haterius</p>	<p>1997 Stan Carraway Terry Funk Allene Stovall Teresa Tinner</p> <p>1998 Alex Hale Bob Kelley Angela Seay Land Bruce Wyre</p> <p>1999 Charles Byrd Sandy Callahan Danny Cazalas Joe Hayes</p> <p>2000 Raymond Brown Henry Fields David Gasser Spencer "Hank" Washington</p>	<p>2006 Ana Carolina "Carol" Pereira Ana Cristina "Tita" Pereira Bobby Kleincecke Scotte Doores Ralph Davis</p> <p>2007 Sarah Butler-Carthel Martin Lattibeaudiere Charley Sanders Bob R. Sloan</p> <p>2008 Davy Arnaud Leona Gerber Ray Franks DeWayne Miles ^ Henry & Betty Ann Davis ^ J.W. and Nell Foust of Whitney Russell Printers</p>	<p>^ The Frank Barrett Family ^ Dick & Joyce Railsback</p> <p>2012 Damien Lolar Don Patterson Sarit Shenar James Marvin Smith Celeste Stevenson Chaun Thompson ^Dr. Bill Barnhill ^ Bob & Mary Stewart</p> <p>2013 Rebekah Bachman Dalton Bell Ray Burrus Dave Corley William Fifer Pat McDonald ^ Jule & Helen Minium ^ Gary & Kathy Hyatt</p>
<p>1988 Terry Adolph Johny Ayers Cloyde Box Hatcher Brown Troy Burrus Maurice Cheeks Tommy Coffey Bill Cross Corky Dawson Simmie Hill Joe Kerbel Frank Kimbrough Jerry Don Logan J.W. Malone Gene Mayfield Eugene "Mercury" Morris "Pistol" Pete Pedro Jesse Powell Jerry Richardson Bo Robinson James Scott Allen Simpson Dave Szymakowski Duane Thomas Butch Walterschild Charles Wright</p>	<p>1992 Woody Gilliland Royce Hillman Rhonda Kimbrough Joe Meaker</p> <p>1993 # Warren Hasse Tod Mayfield Weldon Trice Vanessa Wells Thibert</p> <p>1994 Carl Birdsong Kim Hudson Megan Kinen Morton Reggie McElroy</p>	<p>2001 Ronnie Mankin Mike Mitchell Jeff Nunn Frank Stockman</p> <p>2002 Dale Blaut Charles Kitchens Douglas Kriewald Bruce Womack</p> <p>2003 J.R. Compton Joeshop Kemel Natasha Taylor Bill Yung</p> <p>2004 Boyce Box Hubert "Cuby" Kitchens Eve Posey John Varnell</p>	<p>2009 Joe Brooks David Cole Charles "Shorty" Halbert Debbie Hendricks James Morton Shannon Stroud-Cavalier Dennis Walling ^ Ray and Barbara Bain Family ^ Roger Rowntree of Buck's Sporting Goods</p> <p>2010 Kathy Clutterback-Nor Rok Ekker Myrl and Earl Goodwin Roy Lee "Sammy" Malone Eddie Meyer Bob Sine Mallory Vestal ^ Ed & Mary Esther Mills ^ Stanley & Geneva Schaeffer</p>	<p>2014 Emily Brister Jared Brock Charly Martin Kendra Morgan Potts ^ Dr. Bob & Cleo Robinson ^ Jimmy & Sally Fincher</p> <p>2015 Brad Bailey Tyler Cooper Dr. Russell C. Long Brandi Green-Malveaux Lanny Phillips Harold Stuart ^ Thom and Susan Hicks ^ Linda Elliott</p> <p>^ - Legacy Award # - Honorary Inductee</p>
<p>1989 Tom Airhart Jerry Behrens Lawrence Brotherton</p>	<p>1995 Eddie Conner Roy Lee Dunn David Kent Von Tucker Sims</p> <p>1996 Jill Myatt McDonald Julie Myatt O'Dell Reggie Ramey Ollie Ross</p>	<p>2005 Alondra Johnson Bob Kitchens Renee Leurs-Gillispie Julie Saylor Young</p>	<p>2011 Beau Brown Nay Hale Ed Harris Mickey Matthews Jim Reid Bob Schneider</p>	



MEDIA INFORMATION

The West Texas A&M University Athletics Media Relations staff welcomes all media members to the 2016-17 season of Buffalo Basketball. It is our intent that the following information will help you cover the Buffs throughout the season.

MEDIA CREDENTIALS

Requests for working media credentials must be made through the WTAMU Athletic Media Relations office. Requests must be submitted on official news outlet letterhead and received at least 24 hours in advance of the game to be covered. The Amarillo Globe-News and The Canyon News receive reserved seating on press-row. The Buffalo Sports Network and the recognized visiting radio station will be provided a broadcast location. Other reserved seating will be assigned on a first-come, first-serve basis. Season credentials will be delivered prior to the first game.

PHOTOGRAPHERS

All photographers covering a game must display appropriate credentials at all times and are expected to comply with any instructions given by game officials or WT Athletics employees. NCAA rules prohibit photographers from being in the team areas and the use of tripods is restricted to the ends of the court.

PRESS ROW SERVICES

Complete team and individual statistics, scoring summaries, and play-by-play will be provided by the WTAMU Athletic Media Relations Office immediately following the game. Internet access is available on media row. Access to wireless internet requires a proper authorization code which will be provided before first serve by the Athletic Media Relations staff.


NON-GAMEDAY INTERVIEWS

Coach Brown and select players will be available during a weekly interview session set up by the WTAMU Athletic Media Relations office at a time and place to be determined. Interviews may also be conducted prior to practice if prior arrangements are made. To arrange all non-game day interviews, please contact the WTAMU Athletic Media Relations office at least 24 hours prior to desired time.

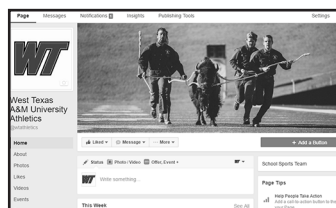
POSTGAME INTERVIEWS

Following all home games, Coach Tom Brown and select players will be available for interviews on the court or in a designated area, please notify Brent Seals of any interview requests during the final five minutes of the game or immediately following. For road games, please contact Brent Seals to set up a phone interview.

WEST TEXAS A&M MEDIA OUTLETS					
Newspapers	Contact	Mailing Address	City, State, Zip	Phone	Email
Amarillo Globe News	Lance Lahnert	P.O. Box 2091	Amarillo, Texas 79166	806-345-3315	sports@amarillo.com
Canyon News	Tim Ritter	P.O. Box 779	Canyon, Texas 79015	(806) 655-7121	reporter@canyonnews.com
The Prairie	Sports Editor	WTAMU Box 60747	Canyon, Texas 79016	(806) 651-2410	thepriairmail@yahoo.com
Fort Worth Star-Telegram	John Henry	P.O. Box 1870, 400 W. 7th St.	Fort Worth, Texas 76101	(817) 371-5539	jfhenry1970@gmail.com
Dallas Morning News	Small College Editor	P.O. Box 655237/508 Young St.	Dallas, Texas 75265	(800) 431-0010	dmnsports@dallasnews.com
Houston Chronicle	Sports Desk			(713) 362-7891	spletters@chron.com
Lubbock Avalanche Journal	Don Williams	P.O. Box 491, 710 Ave. J	Lubbock, Texas 79408	(806) 766-8734	don.williams@lubbockonline.com
USA Today	Small College Editor			(703) 276-3721	
Television	Sports Director	Mailing Address	City, State, Zip	Phone	Email
KVII Channel 7 (ABC)	Lee Baker	One Broadcast Center	Amarillo, Texas 79101	(806) 373-1787	lbaker@kvii.com
KFDA Channel 10 (CBS)	Matt Hamilton	P.O. Box 10	Amarillo, Texas 79105	(806) 383-1010	mhamilton@newschannel10.com
KAMR Channel 4 (NBC)	Clint Brakebill	P.O. Box 751	Amarillo, Texas 79189	(806) 349-9087	cbrakebill@kamr.com
KCIT Channel 14 (FOX)	Clint Brakebill	P.O. Box 751	Amarillo, Texas 79189	(806) 349-9087	cbrakebill@kamr.com
Radio	Contact	Mailing Address	City, State, Zip	Phone	Email
Townsquare Media	Brice Sheets	6214 SW 34th Ave	Amarillo, Texas 79189	(806) 320-0994	
Buffalo Radio Sports Net.	Kent Johnson	WTAMU Box 60049	Canyon, Texas 79016	(806) 651-4406	kjohnson@wtamu.edu
KWTS	Sports Director	WTAMU Campus Radio	Canyon, Texas 79016	(806) 651-2797	kwtsnews@gmail.com
Wire Service	Contact	Mailing Address	City, State, Zip	Phone	Email
Associated Press	Small College Editor	4851 LBJ Freeway, St. 300	Dallas, Texas 75244	(800) 442-7189	aptexas@ap.org
Other Outlets	Contact	Mailing Address	City, State, Zip	Phone	Email
Lone Star Conference	Melanie Robotham	1221 W. Campbell Rd, #217	Richardson, TX 75080	(972) 234-0034	melanie@lonestarconference.org
NCAA		P.O. Box 6222	Indianapolis, IN 46206	(317) 917-6222	updates@ncaasports.com



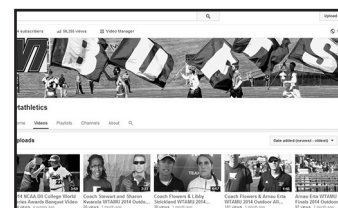
Official Athletic Website
www.GoBuffsGo.com



WT Athletics Facebook
.com/WTAthletics



WT Athletics Twitter
@WTAthletics #BuffNation



WT Athletics YouTube
.com/WTAthletics



#0 Drew Evans
6-3 | Guard | Freshman
Chicago, Illinois



#1 David Chavlovich
5-11 | Guard | Junior
Arlington, Texas



#2 Eric Golightly Jr.
6-1 | Guard | Senior
Chickasha, Oklahoma



#3 Jordan Evans
6-5 | Guard | Junior
Houston, Texas



#5 Jordan Colins
6-0 | Guard | Freshman
Houston, Texas



#10 Eric Mosley
6-5 | Guard | Sophomore
Gilbert, Arizona



#11 Tommy Gove
5-11 | Guard | Junior
Waconia, Minnesota



#14 Joseph Prince
5-10 | Guard | Senior
Palmdale, California



#15 Ryan Quaid
6-6 | Guard | Sophomore
Fort Collins, Colorado



#20 Rylan Gerber
6-3 | Guard | Junior
Dumas, Texas



#21 Jerrod Walton
6-5 | Guard | Junior
Mequon, Wisconsin



#24 Skyler O'Laughlin
6-11 | Center | Senior
Elkhorn, Wisconsin



#35 Carl White
6-6 | Guard | Sophomore
Chicago, Illinois



#40 Garrett Brockman
6-2 | Guard | Senior
Amarillo, Texas



WT

DATE	OPPONENT	LOCATION	TIME
NOV. 4	AZUSA PACIFIC	ANAHEIM, CALIFORNIA	11:00 A.M.
NOV. 5	ST. CLOUD STATE	ANAHEIM, CALIFORNIA	6:00 P.M.
NOV. 6	ARKANSAS-FORT SMITH	ANAHEIM, CALIFORNIA	11:00 A.M.
NOV. 11	FORT LEWIS	CANYON, TEXAS	5:00 P.M.
NOV. 12	NEW MEXICO HIGHLANDS	CANYON, TEXAS	5:00 P.M.
NOV. 17	LUBBOCK CHRISTIAN	LUBBOCK, TEXAS	7:00 P.M.
NOV. 22	OKLAHOMA PANHANDLE STATE	CANYON, TEXAS	6:00 P.M.
NOV. 25	WAYNE STATE COLLEGE	CANYON, TEXAS	2:30 P.M.
NOV. 26	SOUTHERN NAZARENE	CANYON, TEXAS	2:30 P.M.
DEC. 1	WESTERN NEW MEXICO *	CANYON, TEXAS	7:30 P.M.
DEC. 3	EASTERN NEW MEXICO *	CANYON, TEXAS	4:00 P.M.
DEC. 6	UT PERMIAN BASIN *	CANYON, TEXAS	8:00 P.M.
DEC. 10	NEW MEXICO HIGHLANDS	LAS VEGAS, NEW MEXICO	8:00 P.M.
DEC. 18	WESTERN WASHINGTON	LAS VEGAS, NEVADA	3:15 P.M.
DEC. 19	ROLLINS	LAS VEGAS, NEVADA	1:00 P.M.
DEC. 31	OKLAHOMA CITY	CANYON, TEXAS	1:00 P.M.
JAN. 5	MIDWESTERN STATE *	WICHITA FALLS, TEXAS	7:30 P.M.
JAN. 7	CAMERON *	LAWTON, OKLAHOMA	4:00 P.M.
JAN. 12	ANGELO STATE *	CANYON, TEXAS	7:30 P.M.
JAN. 14	TEXAS A&M-KINGSVILLE *	CANYON, TEXAS	4:00 P.M.
JAN. 19	TARLETON STATE *	STEPHENVILLE, TEXAS	7:30 P.M.
JAN. 21	TEXAS A&M-COMMERCE *	COMMERCE, TEXAS	4:00 P.M.
JAN. 26	EASTERN NEW MEXICO *	PORTALES, NEW MEXICO	8:30 P.M.
JAN. 28	WESTERN NEW MEXICO *	SILVER CITY, NEW MEXICO	5:00 P.M.
FEB. 4	UT PERMIAN BASIN *	ODESSA, TEXAS	4:00 P.M.
FEB. 9	CAMERON *	CANYON, TEXAS	7:30 P.M.
FEB. 11	MIDWESTERN STATE *	CANYON, TEXAS	4:00 P.M.
FEB. 16	TEXAS A&M-KINGSVILLE *	KINGSVILLE, TEXAS	7:30 P.M.
FEB. 18	ANGELO STATE *	SAN ANGELO, TEXAS	4:00 P.M.
FEB. 23	TEXAS A&M-COMMERCE *	CANYON, TEXAS	7:30 P.M.
FEB. 25	TARLETON STATE *	CANYON, TEXAS	4:00 P.M.

ALL TIMES CENTRAL & SUBJECT TO CHANGE | * - LONE STAR CONFERENCE GAME
 ALL HOME GAMES PLAYED AT THE FIRST UNITED BANK CENTER (FUBC)



MAKE IT YOURS™