

WT 2012-13 Men's Basketball

WEST TEXAS A&M

ASSISTANT DIRECTOR OF ATHLETIC MEDIA RELATIONS: BRENT SEALS // OFFICE: 806.651.4442 // CELL: 806.674.7050 // EMAIL: BSEALS@WTAMU.EDU

2012-13 Schedule/Results

Date	Opponent	Time/Result
<u>SWOSU Classic (Weatherford, Oklahoma)</u>		
Nov. 9	at Southwestern Oklahoma	W, 59-53
Nov. 10	LSU-Shreveport	W, 54-40
<u>CSU-Pueblo Classic (Pueblo, Colorado)</u>		
Nov. 16	at Colorado State-Pueblo	W, 76-73
Nov. 17	Oklahoma Christian	W, 55-52
<u>Pak-A-Sak WT Thanksgiving Classic (Canyon, Texas)</u>		
Nov. 23	Missouri Southern	W, 57-55
Nov. 24	Colorado State-Pueblo	W, 79-65
Nov. 28	Abilene Christian*	L, 58-59
Dec. 1	at Angelo State*	W, 73-44
Dec. 5	at Midwestern State*	L, 62-65 OT
Dec. 8	Cameron*	W, 57-38
Dec. 29	Oklahoma Panhandle State	W, 69-57
Jan. 3	Hillsdale Baptist	W, 77-47
Jan. 10	at Incarnate Word*	L, 62-66
Jan. 12	at Texas A&M-Kingsville*	3 p.m.
Jan. 16	Texas A&M-Commerce	8 p.m.
Jan. 19	at Tarleton State*	7 p.m.
Jan. 23	at Eastern New Mexico*	8:30 p.m.
Jan. 26	Eastern New Mexico*	6 p.m.
Jan. 29	at Abilene Christian*	7:30 p.m.
Feb. 2	Angelo State*	6 p.m.
Feb. 6	Midwestern State*	8 p.m.
Feb. 9	at Cameron*	4 p.m.
Feb. 21	Incarnate Word*	8 p.m.
Feb. 23	Texas A&M-Kingsville*	6 p.m.
Feb. 27	at Texas A&M-Commerce*	7:30 p.m.
Mar. 2	Tarleton State*	6 p.m.
<u>Lone Star Conference Tournament (Allen, Texas)</u>		
Mar. 7	LSC Quarterfinals	TBD
Mar. 9	LSC Semifinals	TBD
Mar. 10	LSC Championship	TBD

GAME #14 AT TEXAS A&M-KINGSVILLE



WEST TEXAS A&M (10-3, 2-3)
AT A&M-KINGSVILLE (7-5, 3-2)
SATURDAY, JANUARY 12
STEINKE CENTER

GEDAY INFORMATION

Saturday, Jan. 12 // Kingsville, TX // Steinke Center

Live Stats: www.javelinaathletics.com // Live Video: Not Available // Live Audio: www.kgncam.com

A LOOK BACK - The Buffs jumped back into Lone Star Conference play on Thursday night as they dropped a shootout at the McDermott Center to the Cardinals of Incarnate Word, 66-62 with Kennon Washington leading WT with 20 points followed by Nate Drayton with 10 points and nine rebounds. The Buffs enter the weekend with a 10-3 (2-3 LSC) overall record.

TEXAS A&M-KINGSVILLE JAVELINAS - The Javelinas of Texas A&M-Kingsville enter the week with an overall record of 7-5 (3-2 LSC) following a win at home on Thursday afternoon against the Greyhounds of Eastern New Mexico. The Javelinas currently sit in a tie for third place in the Lone Star Conference with Texas A&M-Commerce. Texas A&M-Kingsville is coached by Pete Peterson who is in his 16th season at the helm of the Javelinas with an overall record of 220-193 entering the 2012-13 season.

THE SERIES - The Buffs are 39-22 all-time against the Javelinas as the Buffs took both matchups last season. The Buffs have walked out of the Steinke Center with a win their last two times in Kingsville dating back to the 2009-10 season when Kingsville topped the Buffs, 64-62.

SCOUTING THE JAVELINAS - The Javelinas are led offensively by Rashad Basey who is averaging 15.0 ppg this season to go along with 3.6 rebounds per game and a team leading 46 assists. Texas A&M-Kingsville is second in the LSC in scoring defense as they give up 58.8 ppg while TAMUK is out-rebounding by their opponents this season, 442-424.

2012-13 West Texas A&M Numerical Roster

No.	Name	Pos.	Ht.	Wt.	Yr. -Exp.	Hometown (High School/Previous)
1	Nate Drayton	F	6-7	245	Sr.-TR	Savannah, Georgia (Florida A&M)
2	Kennon Washington	G	6-4	200	Sr.-1L	Mobile, Alabama (Faulkner State CC)
3	Darnell Jackson	G	6-3	220	Sr.-TR	Savannah, Georgia (Louisiana-Lafayette)
5	Donald Sims	F	6-5	220	Sr.-1L	Chester, South Carolina (USC-Salkehatchie)
12	Barry Johnson	G	6-0	180	Jr.-TR	Lubbock, Texas (Clarendon College)
14	Tez Dumars	G	6-2	175	So.-1L	Garland, Texas (Lakeview Centennial)
20	Jordan Ashmore	G	6-3	205	R-Jr.-3L	Spearman, Texas (High)
22	Kevin Waller	F	6-9	235	So.-1L	Groesbeck, Texas (High)
24	Joseph Munoz	G	6-3	175	Fr.-HS	Houston, Texas (Cypress Creek)
30	Deantre Johnson	G	6-1	205	Jr.-TR	Charleston, South Carolina (Aiken Tech)
32	Mason White	F	6-3	220	R-Sr.-3L	Amarillo, Texas (Randall)
34	Mike Bables	G	6-1	180	Sr.-1L	Garland, Texas (A&M-Corpus Christi)
40	Tyler Lambert	G/F	6-5	195	Fr.-HS	Amarillo, Texas (High)
44	Barrick Hodge	G	6-2	180	R-So.-1L	Littlefield, Texas (High)

Head Coach: Rick Cooper (20th Season)

Associate Head Coach: Vinay Patel

Graduate Assistant: Tory Fernandez

Graduate Assistant: Wayne Parker

Student Assistant: Josh Humphreys

2012-13 WEST TEXAS A&M BUFFALO BASKETBALL



RICK COOPER

HEAD COACH

20TH SEASON

WAYLAND BAPTIST '81

Head coach Rick Cooper is now in his 20th season at the helm of the WTAMU basketball program. During a tenure which began with the 1993-94 campaign, Cooper has now taken the Buffaloes to 10 NCAA Regional Tournaments, including five in the past eight seasons, while compiling 19 consecutive winning campaigns.

2011-12 saw the Buffs finish the season with a 19-9 overall record and an appearance in the NCAA South Central Regional Quarterfinals for the second straight year before falling to Arkansas Tech in Wichita Falls, Texas.

The 2010-11 campaign saw Cooper become one of just 13 active Division II coaches to have reached the 500 career win plateau, as well as lead the Buffs back to the NCAA post-season tournament. In 2007-08, Cooper guided the Buffs' squad to another Lone Star Conference South Division regular season title, the school's 12th postseason appearance and was honored with his second NCAA South Central Region Coach of the Year award as well as his sixth LSC Coach of the Year honor.

Cooper, who holds a 521-228 (.670) overall record entering his 26th season as a head coach, is 369-181 (.671) in his 20th season with the Buffaloes, has never had a losing campaign at WT and is the first coach in WT men's basketball history to win 300 games, accomplishing the feat on Dec. 4, 2008 when the Buffs defeated #3-ranked Central Oklahoma, 80-67.

On Jan. 8, 2004, Cooper became WTAMU's all-time winningest head coach and just the second coach in school history with over 200 wins. He is a six-time LSC Coach of the Year, winning the award his first season in 1993-94, as well as in 1997-98, 1998-99 and in each of the last three seasons, 2005-06, 2006-07 and 2007-08. Cooper was also named South Central Regional Coach of the Year by the National Association of Basketball Coaches in 1997-98.

WTAMU has averaged nearly 20 wins per year in Cooper's tenure at the helm. He tied the school record for most wins by a first-year head coach as he led the Buffs to a 20-10 mark in 1993-94.

Cooper led the 1997-98 team to many firsts. The Buffs set a school record by starting the season 15-0 and were ranked as high as fifth in the nation. In doing so, Cooper became the first WTAMU coach to lead the team to the NCAA Division II Elite Eight with an appearance. By season's end, WTAMU led all NCAA Division II schools in team field-goal

Cooper's Career Record

Year	School	Record	Finish
1987-88	Wayland	22-9	District 8 Runner-Up
1988-89	Wayland	30-6	AIA Second Round
1989-90	Wayland	22-10	District 8 Semifinals
1990-91	Wayland	29-4	District 8 Champions
1991-92	Wayland	28-6	District 4 Champions
1992-93	Wayland	21-12	District 8 Semifinals
1993-94	WTAMU	20-10	Regional Semifinals
1994-95	WTAMU	17-10	LSC Quarterfinals
1995-96	WTAMU	18-10	LSC Semifinals
1996-97	WTAMU	15-13	LSC Semifinals
1997-98	WTAMU	26-5	Elite Eight
1998-99	WTAMU	22-7	Regional Quarterfinals
1999-00	WTAMU	21-7	LSC Finals
2000-01	WTAMU	23-8	Regional Semifinals
2001-02	WTAMU	16-10	-
2002-03	WTAMU	21-10	Regional Quarterfinals
2003-04	WTAMU	18-10	LSC Quarterfinals
2004-05	WTAMU	16-14	LSC Finals
2005-06	WTAMU	23-8	Regional Quarterfinals
2006-07	WTAMU	18-11	Regional Quarterfinals
2007-08	WTAMU	21-8	Regional Quarterfinals
2008-09	WTAMU	16-11	-
2009-10	WTAMU	16-13	LSC Semifinals
2010-11	WTAMU	23-7	Regional Quarterfinals
2011-12	WTAMU	19-9	Regional Quarterfinals
2012-13	WTAMU	10-3	???????

At WTAMU (20th Season): 379-184 (.675)

At WBU (Six Seasons): 152-47 (.764)

Overall (26th Season): 531-234 (.696)

percentage and was ranked in five national statistical categories

Prior to arriving at WTAMU, Cooper led Wayland Baptist University in Plainview, Texas, to three NAIA national tournament berths in his six years as head coach. Cooper compiled a 152-47 record (.764) as the Pioneers' head coach in six seasons, which still stands as a school record. Further, he guided WBU to at least the NAIA district semifinal round in each of his six seasons. Cooper also had a distinguished playing career at WBU. A four-year letterwinner, Cooper led the Pioneers to their first 20-win season and NAIA District 8 championship. Cooper was inducted into the Wayland Baptist Hall of Honor in the fall of 2012.

Cooper graduated from WBU in 1981 with a bachelor's degree in education, majoring in English and physical education. He obtained his master's of education degree in secondary education, specializing in physical education from WBU in 1984.

Cooper and his wife Janie have two children, Tyler, who lettered from 2005-08 at WTAMU, and Kori, who played volleyball at the University of Nebraska, winning the 2006 National Championship.

WEST TEXAS A&M COACHING RECORDS

NAME	FROM	YEARS	RECORD	WIN %
1. Wayne McCorkle	1920-1921	1	8-2	80.0%
2. Sam Burton	1921-1933	12	203-39	83.9%
3. Carl York	1933-1934	1	7-12	36.8%
4. Al Baggett	1934-1942	7	174-54	76.3%
5. Gus Miller	1942-1957	14	197-137	58.9%
6. Borden Price	1957-1959	2	9-30	23.1%
7. Metz LaFollette	1959-1963	4	29-61	32.2%
8. Jimmy Viramontes	1963-1967	4	38-53	41.8%
9. Dennis Walling	1967-1973	6	82-66	55.4%
10. Ron Ekker	1973-1978	5	65-70	48.1%
11. Ken Edwards	1978-1984	6	68-97	41.2%
12. Gary Moss	1984-1987	3	47-40	54.0%
13. Mark Adams	1987-1992	5	118-38	75.6%
14. Jeff Morgan	1992-1993	1	17-10	63.0%
15. Rick Cooper	1993-present	20	379-184	67.5%

MOST WINS

1. Rick Cooper, 1993-present	379
2. Sam Burton, 1921-1933	203
3. Gus Miller, 1942-1957	197
4. Al Baggett, 1934-1942	174
5. Mark Adams, 1987-1992	118

BEST WINNING % (MIN. 20 GAMES)

1. Sam Burton, 1921-1933	83.9%
2. Mark Adams, 1987-1992	75.6%
3. Al Baggett, 1934-1942	76.3%
4. Rick Cooper, 1993-present	67.5%
5. Jeff Morgan, 1992-1993	63.0%

CONSECUTIVE WINNING SEASONS

1. Rick Cooper, 1993-present	19
2. Al Baggett, 1937-1942	5
Mark Adams, 1987-1993	5
4. Gus Miller, 1942-1947*	4
5. Gus Miller, 1948-1952	4

* Team Did Not Play 1943-44 Season

2012-13 WEST TEXAS A&M BUFFALO BASKETBALL

NABC Division II Top 25- (January 8th)

1. West Liberty (W.Va.)	12-0
2. Metropolitan State (Colo.)	11-0
3. Alabama-Huntsville	11-1
4. Bellarmine (Ky.)	10-0
5. Western Washington	12-0
6. Kentucky Wesleyan	10-0
7. Indianapolis (Ind.)	10-0
8. Seattle Pacific (Wash.)	10-2
9. Cal Poly Pomona	9-1
10. Southern Indiana	9-1
11. Minnesota State	10-1
12. Lincoln Memorial (Tenn.)	9-1
13. Washburn (Kan.)	8-2
14. Franklin Pierce (N.H.)	9-2
15. Cal State-San Bernardino	8-1
16. Florida Southern	9-1
17. Winston-Salem State (N.C.)	9-2
18. Adams State (Colo.)	9-1
19. Newman (Kan.)	11-1
20. Tampa (Fla.)	12-1
21. Indiana (Pa.)	9-2
22. King (Tenn.)	10-1
23. Barton (N.C.)	8-2
24. Northwest Missouri State	11-2
25. Fort Lewis (Colo.)	9-1

West Texas A&M 2012-13 LSC Weekly Awards

Donald Sims
- November 27th (Offensive)
- January 7th (Offensive)

Kennon Washington
- December 11th (Offensive)

Darnell Jackson
- November 20th (Defensive)

LIVE COVERAGE – The Texas A&M-Kingsville Athletic Media Relations Department will provide live stats for both games of the doubleheader on Saturday in Kingsville. KGNC's Neil Horn will provide the call for the Canyon/Amarillo area listeners on KGNC-AM 710. Please see the men's basketball schedule page for the links.

NATIONALLY SPEAKING - Entering this weekend's contest at Incarnate Word and Texas A&M-Kingsville, the Buffs lead all of NCAA Division II in scoring defense, allowing just 54.0 points per game this season. WT's Donald Sims also leads DII in field goal percentage, shooting an incredible .718 this season while ranking tied for 19th with five double-doubles.

PRESEASON ACCOLADES- West Texas A&M's Donald Sims was named a member of the Basketball Times Preseason Division II All-American Team announced on October 26, the senior forward was also named the Lone Star Conference Preseason Player of the Year announced on the league's Preseason Online Media Day on October 25th. The Chester, S.C. native led the Buffs in scoring (14.1) and rebounding (9.3) last season. He also led the league in rebounds en route to LSC Newcomer of the Year and all-LSC second team honors.

WT HEAD COACH RICK COOPER - Rick Cooper is now in his 20th year at the helm of the Buffaloes' program, ranking as West Texas A&M's all-time winningest men's basketball coach and is one of just 13 active Division II coaches with 500 wins at a four-year program.

Cooper has compiled a 379-184 (.675) record in over 500 games at the school and is the only head coach in WT men's basketball history to reach the 300-win plateau. Equally impressive is Cooper's 26-year career record, which finds at 531-234 (.696).

CRASHING THE BOARDS – The Buffs out-rebounded their opponents 447-329 during their 13 games this season, including 146 offensive boards. Donald Sims leads the team with 107 rebounds for an average of 8.2 per contest.

LIGHTS OUT – The Buffs are shooting lights out from the floor during the 2012-13 campaign, shooting an incredible .476 on the season during their 13 games.

West Texas A&M's Record When...

At Home	5-1
On the Road.....	3-2
On a Neutral Court.....	2-0
Leading or tied at Half.....	4-2
Trailing at Half.....	6-1
Leading with 5:00 left (regulation).....	8-1
Trailing or Tied with 5:00 left.....	2-2
In Overtime Games.....	0-1

SCORING

WT scores less than 60 points.....	5-1
WT scores between 60-69.....	1-2
WT scores between 70-79.....	4-0
WT scores between 80-89.....	0-0
WT scores between 90-99.....	0-0
WT scores 100+ points.....	0-0
Opponent scores less than 60.....	8-1
Opponent scores between 60-69.....	1-2
Opponent scores between 70-79.....	1-0
Opponent scores between 80-89.....	0-0
Opponent scores between 90-99.....	0-0
Opponent scores 100+.....	0-0
Games decided by 3 points or less.....	3-2
Games decided by 4-9 points.....	1-1
Games decided by 10-19 points.....	4-0
Games decided by 20 or more points.....	2-0

DAYS OF THE WEEK

On Monday.....	0-0
On Tuesday.....	0-0
On Wednesday.....	0-2
On Thursday.....	1-1
On Friday.....	3-0
On Saturday.....	6-0
On Sunday.....	0-0
In November.....	6-1
In December.....	3-1
In January.....	1-1
In February.....	0-0
In March.....	0-0
vs. NCAA Ranked opponents.....	0-0

This Week...

Sunday

Off Day

6

Monday

Practice (FUBC)
10 a.m. - Noon

7

Tuesday

Practice (FUBC)
10 a.m. - Noon

8

Wednesday

Travel Day

9

Thursday

GameDay
Incarnate Word
7:30 p.m. CT
San Antonio, TX

10

Friday

Practice
Off Campus - TBD

11

Saturday

GameDay
A&M-Kingsville
3 p.m. CT
Kingsville, TX

12

2012-13 WEST TEXAS A&M BUFFALO BASKETBALL

WTAMU QUICK FACTS

UNIVERSITY INFORMATION

General

LocationCanyon, Texas 79015
 Founded1910
 Enrollment7,853
 Colors Maroon & White
 Nickname Buffaloes/Buffs
 Affiliation NCAA Division II
 Conference Lone Star Conference
 President Dr. Patrick O'Brien
 Athletic Director Michael McBroom
 Arena First United Bank Center
 Capacity4,800
 Athletic Department Phone (806) 651-4400
 Ticket Manager Christie Russell
 Ticket Office (806) 651-1414
 Athletic Website www.gobuffsgo.com

Media Relations

Associate A.D./Director Kit Strief
 Office Phone (806) 651-4430
 E-Mail Address kstrief@wtamu.edu
 Assistant Director/MBB Contact Brent Seals
 Office Phone (806) 651-4442
 E-Mail Address bseals@wtamu.edu
 Media Relations Office Fax (806) 651-4409
 Mailing Address WTAMU Box 60049
 Canyon, Texas 79016

Men's Basketball Information

Head CoachRick Cooper (20th Year)
 Alma Mater Wayland Baptist, '81
 WTAMU Record369-181 (20th Year)
 Overall Record523-231 (26th Year)
 Basketball Office Phone (806) 651-2697
 Associate Head Coach Vinay Patel (8th Year)
 Graduate Assistant Tory Fernandez (1st Year)
 Student Assistant Josh Humphreys (3rd Year)
 Athletic Trainer Chris Dane (5th Year)

West Texas A&M

Scoring

64.5
 +9.5

Field Goals

311-653
 .476

3-PT Field Goals

66-207
 .319
 5.1

Free Throws

150-221
 .679

Rebounds

34.4
 +9.1

Team Statistics

Scoring

Points Per Game
 Scoring Margin

Field Goals

Attempted
 Field Goal %
 3-PT Field Goals
 Attempted
 3-PT Field Goal %
 3-PT Made Per Game

Free Throws

Attempted
 Free Throw %

Rebounds

Rebounds Per Game
 Rebounding Margin

Texas A&M-Kingsville

Scoring

65.2
 +6.0

Field Goals

294-666
 .441

3-PT Field Goals

55-177
 .311

Free Throws

139-235
 .591

Rebounds

36.8
 +1.5

2012-13 Texas A&M-Kingsville Javelinas Roster

No.	Name	Pos.	Yr.	Ht.	Wt.	Hometown
00	Jomile Williams	G	FR	6-0	154	Houston, Texas
1	Jamahl Brown	G	JR	6-4	164	Washington D.C.
3	Jordan Huber	G	SO	5-10	161	Orange Grove, Texas
4	Ryan Garcia	G	FR	6-0	166	Houston, Texas
5	Rashad Basey	G	JR	6-2	178	Louisville, Kentucky
10	Dwight Taylor	G	JR	6-0	215	Angleton, Texas
11	Adonis Bailey	G	SO	6-4	200	Chicago, Illinois
12	Thomas Diaz	G	FR	6-3	175	Bogota, Columbia
22	Dytrel Bracey	G	JR	6-3	175	New York, New York
23	Marshall Bonds III	F	SR	6-5	192	Little Rock, Arkansas
40	Daymon Warren	C	JR	6-8	237	Richmond, California
44	Adam Mughmaw	F	JR	6-7	221	Marion, Indiana
45	Reid Wallace	F	SR	6-4	225	Spring, Texas
50	Mike Evans	F	JR	6-4	183	Arlington, Texas

THIS WEEK IN THE LSC

Tuesday, Jan. 8
 UT-Permian Basin 65, Angelo State 62
 Abilene Christian 87, Arlington Baptist 42

Wednesday, January 9
 A&M-Commerce 74, Midwestern State 66
 Cameron 71, Tarleton State 62

Thursday, January 10
 A&M-Kingsville 82, Eastern New Mexico 63
 Incarnate Word 66, West Texas A&M 62

Saturday, January 12
 West Texas A&M at A&M-Kingsville, 3 pm
 Northwood at Angelo State, 4 pm
 A&M-Commerce at Cameron, 4 pm
 Eastern New Mexico at Incarnate Word, 4 pm
 Tarleton State at Midwestern State, 6 pm
 Southwestern Adventist at Abilene Christian, 8:30 pm

WEST TEXAS A&M PROBABLE STARTERS



#2 Kennon Washington
 G • 6-4 • 200 • SR-1L
 Mobile, Alabama



#3 Darnell Jackson
 G • 6-3 • 220 • SR-TR
 Savannah, Georgia



#14 Tez Dumars
 G • 6-2 • 175 • SO-1L
 Garland, Texas



#32 Mason White
 F • 6-3 • 220 • Rs.SR-3L
 Amarillo, Texas



#5 Donald Sims
 F • 6-5 • 220 • SR-1L
 Chester, South Carolina

2012-13	
PPG	10.8
RPG	4.2
FG%	.424
FT%	.762
Assists	32
Steals	12

2012-13	
PPG	7.8
RPG	5.9
FG%	.382
FT%	.647
Assists	59
Steals	21

2012-13	
PPG	9.3
RPG	2.1
FG%	.408
FT%	.692
Assists	29
Steals	10

2012-13	
PPG	8.5
RPG	3.1
FG%	.473
FT%	.606
Assists	12
Steals	8

2012-13	
PPG	14.1
RPG	8.2
FG%	.697
FT%	.646
Assists	10
Steals	18

#wtathletics

#LSCmbb



#LoneStarConf

#WeRtheOne

2012-13 LONE STAR CONFERENCE

STANDINGS (JAN. 11)

School	Conf	C-Pct.	PF	PA	Overall	Pct.	PF	PA	Home	Away	Neut.	Last 10	Streak
Midwestern State	6-1	.857	70.1	64.0	10-4	.714	73.5	66.4	2-1	6-3	2-0	7-3	L 1
Incarnate Word	4-1	.800	73.4	69.4	8-5	.615	73.9	72.9	4-3	3-2	1-0	6-4	W 4
Texas A&M-Commerce	3-2	.600	76.6	74.6	10-5	.667	78.7	73.5	5-1	3-3	2-1	7-3	W 1
Texas A&M-Kingsville	3-2	.600	64.6	59.8	7-5	.583	65.2	59.2	6-3	1-2	0-0	6-4	W 2
Cameron	4-3	.571	64.1	62.3	8-5	.615	69.6	65.7	4-0	2-3	2-2	6-4	W 3
West Texas A&M	2-3	.400	62.4	54.4	10-3	.769	64.5	54.9	5-1	3-2	2-0	7-3	L 1
Tarleton State	2-3	.400	59.4	59.2	8-4	.667	66.2	60.7	8-2	0-2	0-0	7-3	L 2
Eastern New Mexico	2-3	.400	62.0	71.4	5-8	.385	68.5	72.5	2-2	1-6	2-0	4-6	L 5
Abilene Christian	1-5	.167	64.5	68.5	6-7	.462	72.3	68.5	4-4	1-2	1-1	4-6	W 1
Angelo State	1-5	.167	58.8	72.2	3-10	.231	66.4	72.9	3-3	0-6	0-1	1-9	L 6

2012-13 LSC STATISTICAL LEADERS (JAN. 11)

TEAM

Scoring Offense	G	W-L	Points	Avg.	Rebounding Offense	G	Reb.	Avg.	Assists	G	Assists	Avg.				
1.A&M-Commerce	15	10-5	1180	78.7	1.Midwestern State	14	586	41.9	1.WILLIAMS, Monzaigo-MSU	14	74	5.3				
2.Incarnate Word	13	8-5	961	73.9	2.A&M-Commerce	15	572	38.1	2.FOSTER, Craig-CU	13	67	5.2				
3.Midwestern State	14	10-4	1029	73.5	3.A&M-Kingsville	12	442	36.8	3.JACKSON, Darnell-WTAMU	13	59	4.5				
4.Abilene Christian	13	6-7	940	72.3	4.Abilene Christian	13	456	35.1	4.BLACKMON, Rodney-ENMU	13	57	4.4				
5.Cameron	13	8-5	905	69.6	5.Tarleton State	12	416	34.7	5.BROWN, Lyn'Dale-UJW	12	52	4.3				
Scoring Defense	G	Points	Avg.	Rebounding Defense	G	Reb.	Avg.	Free Throw Pct.	G	FTM	FTA	Pct.				
1.West Texas A&M	13	714	54.9	1.West Texas A&M	13	329	25.3	1.TALKINGTON, Chris-ASU	11	30	35	857				
2.A&M-Kingsville	12	710	59.2	2.Cameron	13	387	29.8	2.BLACKMON, Rodney-ENMU	13	47	57	825				
3.Tarleton State	12	728	60.7	3.Midwestern State	14	437	31.2	3.WALKER, Devondrick-A&M-C	15	37	45	822				
4.Cameron	13	854	65.7	4.Abilene Christian	13	415	31.9	4.LOVE, Rafael-ENMU	13	32	39	821				
5.Midwestern State	14	930	66.4	5.Tarleton State	12	391	32.6	5.FOSTER, Craig-CU	13	40	50	800				
Scoring Margin	G	Off.	Def.	Margin	Blocked Shots	G	Blocks	Avg.	Steals	G	Steals	Avg.				
1.West Texas A&M	13	64.5	54.9	+9.5	1.Incarnate Word	13	63	4.8	1.LIVINGSTON, Denzel-UJW	13	30	2.3				
2.Midwestern State	14	73.5	66.4	+7.1	2.Tarleton State	12	52	4.3	2.BROWN, Lyn'Dale-UJW	12	27	2.3				
3.A&M-Kingsville	12	65.2	59.2	+6.0	3.Midwestern State	14	55	3.9	3.RUCKER, Dionelle-UJW	13	25	1.9				
4.Tarleton State	12	66.2	60.7	+5.6	4.A&M-Kingsville	12	40	3.3	4.BASEY, Rashad-TAMUK	12	22	1.8				
5.A&M-Commerce	15	78.7	73.5	+5.2	5.Eastern New Mexico	13	42	3.2	5.WILLIAMS, Monzaigo-MSU	14	25	1.8				
Free Throw Pct.	G	FTM	FTA	Pct.	Assists	G	Assists	Avg.	3-PT Field Goal Pct.	G	3FGM	3FGA	Pct.			
1.A&M-Commerce	15	297	435	.683	1.A&M-Commerce	15	233	15.5	1.LANTZ, Kyle-ENMU	13	13	24	.542			
2.Angelo State	13	211	310	.681	2.Incarnate Word	13	200	15.4	2.FURST, Coleman-TARLETON	12	17	32	.531			
3.West Texas A&M	13	150	221	.679	3.Cameron	13	196	15.1	3.LAWTON, Eric-ACU	13	31	68	.456			
4.Incarnate Word	13	194	286	.678	4.West Texas A&M	13	182	14.0	4.LOVE, Rafael-ENMU	13	27	61	.443			
5.Midwestern State	14	229	341	.672	5.Abilene Christian	13	176	13.5	5.HITTLE, Kyle-UJW	13	20	47	.426			
Field Goal Pct.	G	FGM	FGA	Pct.	Steals	G	Steals	Avg.	Blocks	G	Blocks	Avg.				
1.Incarnate Word	13	349	711	.491	1.Incarnate Word	13	124	9.5	1.MARSH, Ryan-ASU	13	19	1.5				
2.West Texas A&M	13	311	653	.476	2.A&M-Commerce	15	122	8.1	2.CATHEY-MACKLIN, Jon-TARLETON	12	17	1.4				
3.Cameron	13	336	716	.469	3.Midwestern State	14	109	7.8	3.RUCKER, Dionelle-UJW	13	17	1.3				
4.Abilene Christian	13	354	762	.465	4.Abilene Christian	13	100	7.7	LIVINGSTON, Denzel-UJW	13	17	1.3				
5.A&M-Commerce	15	395	860	.459	5.A&M-Kingsville	12	90	7.5	5.THOMAS, Corbin-MSU	14	18	1.3				
Field Goal Pct. Defense	G	FGM	FGA	Pct.	PLAYER	FG	3PT	FT	Points	Avg.	Minutes Played	G	Min.	Avg.		
1.A&M-Kingsville	12	231	624	.370	Scoring	90	0	49	229	17.6	1.SIMS, Donald-WTAMU	13	468	36.0		
2.Midwestern State	14	307	744	.413	1.RUCKER, Dionelle-UJW	81	31	32	225	17.3	2.JACKSON, Darnell-WTAMU	13	463	35.6		
3.West Texas A&M	13	261	629	.415	2.LAWTON, Eric-ACU	67	32	40	206	15.8	3.RUCKER, Dionelle-UJW	13	453	34.8		
4.Tarleton State	12	259	623	.416	3.FOSTER, Craig-CU	63	25	47	198	15.2	4.WILLIAMS, Monzaigo-MSU	14	476	34.0		
5.Cameron	13	284	678	.419	4.BLACKMON, Rodney-ENMU	64	16	54	198	15.2	LAWTON, Eric-ACU	13	442	34.0		
3-PT Field Goal Pct.	G	3FGM	3FGA	Pct.	WHITLEY, Preston-A&M-C	64	16	54	198	15.2	Rebounding	G	Off.	Def.	Total	Avg.
1.Eastern New Mexico	13	95	252	.377	1.THOMAS, Corbin-MSU	14	60	61	121	8.6	1.THOMAS, Corbin-MSU	14	60	61	121	8.6
2.A&M-Commerce	15	93	249	.373	2.SIMS, Donald-WTAMU	13	40	67	107	8.2	2.SIMS, Donald-WTAMU	13	40	67	107	8.2
3.Abilene Christian	13	87	236	.369	3.DAVIS, Andrew-A&M-C	15	23	83	106	7.1	3.DAVIS, Andrew-A&M-C	15	23	83	106	7.1
4.Incarnate Word	13	69	197	.350	4.LOVE, Rafael-ENMU	13	24	64	88	6.8	4.LOVE, Rafael-ENMU	13	24	64	88	6.8
5.Cameron	13	93	277	.336	5.WERNER, Steven-ACU	13	33	52	85	6.5	5.WERNER, Steven-ACU	13	33	52	85	6.5
3-PT Field Goal Pct. Def.	G	3FGM	3FGA	Pct.	Field Goal Pct.	G	FGM	FGA	Pct.	Field Goal Pct.	G	FGM	FGA	Pct.		
1.A&M-Kingsville	12	55	198	.278	1.CARTER, Davene-TARLETON	12	43	50	.860	1.CARTER, Davene-TARLETON	12	43	50	.860		
2.Midwestern State	14	81	275	.295	2.SIMS, Donald-WTAMU	13	76	109	.697	2.SIMS, Donald-WTAMU	13	76	109	.697		
3.West Texas A&M	13	80	260	.308	3.SMITH, Jason-A&M-C	15	52	88	.591	3.SMITH, Jason-A&M-C	15	52	88	.591		
4.A&M-Commerce	15	106	341	.311	4.CAMMOCK, Cornelius-ACU	12	45	78	.577	4.CAMMOCK, Cornelius-ACU	12	45	78	.577		
5.Abilene Christian	13	88	269	.327	5.THOMAS, Corbin-MSU	14	71	127	.559	5.THOMAS, Corbin-MSU	14	71	127	.559		

2012-13 WEST TEXAS A&M BUFFALO BASKETBALL

2012-13 WT Basketball TV/Radio Roster



#1 Nate Drayton
F • 6-7 • 245 • SR-TR
Savannah, Georgia



#2 Kennon Washington
G • 6-4 • 200 • SR-1L
Mobile, Alabama



#3 Darnell Jackson
G • 6-3 • 220 • SR-TR
Savannah, Georgia



#5 Donald Sims
F • 6-5 • 220 • SR-1L
Chester, South Carolina



#12 Barry Johnson
G • 6-0 • 180 • JR-TR
Lubbock, Texas




#14 Tez Dumars
G • 6-2 • 175 • SO-1L
Garland, Texas



#20 Jordan Ashmore
G • 6-3 • 205 • Rs.JR-3L
Spearman, Texas



#22 Kevin Waller
F • 6-9 • 235 • SO-1L
Groesbeck, Texas




#24 Joseph Munoz
G • 6-3 • 175 • FR-HS
Houston, Texas




#30 Deantre Johnson
G • 6-1 • 205 • JR-TR
Charleston, South Carolina




#32 Mason White
F • 6-3 • 220 • Rs.SR-3L
Amarillo, Texas



#34 Mike Bables
G • 6-1 • 180 • SR-1L
Garland, Texas



#40 Tyler Lambert
G/F • 6-5 • 195 • FR-HS
Amarillo, Texas



#44 Barrick Hodge
G • 6-2 • 180 • Rs.SO-1L
Littlefield, Texas

Coaching Staff




Rick Cooper
Head Coach
20th Season



Vinay Patel
Associate Head Coach
8th Year



Tory Fernandez
Grad. Assistant Coach
1st Year



Wayne Parker
Graduate Assistant Coach
4th Year



Josh Humphreys
Student Assistant Coach
3rd Year

2012-13 WEST TEXAS A&M BUFFALO BASKETBALL



#1 Nate Drayton

CAREER HIGHS

Category	Value	Team/Date
Minutes:	20	Angelo State, 12/1/12
Points:	13	Hillsdale Baptist, 1/3/13
3-Pt Field Goals:		
Offensive Rebounds:	6	Incarnate Word, 1/10/13
Defensive Rebounds:	5	(2x), last, Hillsdale Baptist, 1/3/13
Assists:	2	Hillsdale Baptist, 1/3/13
Blocks:	2	LSU-Shreveport, 11/10/12
Steals:	2	CSU-Pueblo, 11/24/12

2012-13 SEASON HIGHS

Category	Value	Team/Date
Minutes:	20	Angelo State, 12/1/12
Points:	13	Hillsdale Baptist, 1/3/13
3-Pt Field Goals:		
Offensive Rebounds:	6	Incarnate Word, 1/10/13
Defensive Rebounds:	5	(2x), last, Hillsdale Baptist, 1/3/13
Assists:	2	Hillsdale Baptist, 1/3/13
Blocks:	2	LSU-Shreveport, 11/10/12
Steals:	2	CSU-Pueblo, 11/24/12



#2 Kennon Washington

CAREER HIGHS

Category	Value	Team/Date
Minutes:	45	Midwestern State, 12/5/12
Points:	24	A&M-Commerce, 1/4/12
3-Pt Field Goals:	5	Oklahoma Panhandle, 12/7/11
Offensive Rebounds:	4	Cameron, 12/8/12
Defensive Rebounds:	7	(3x), last, CSU-Pueblo, 11/24/12
Assists:	6	CSU-Pueblo, 11/24/12
Blocks:	1	Midwestern State, 12/5/12
Steals:	3	(2x), last, Missouri Southern, 11/23/12

2012-13 SEASON HIGHS

Category	Value	Team/Date
Minutes:	45	Midwestern State, 12/5/12
Points:	23	Midwestern State, 12/5/12
3-Pt Field Goals:	2	(2x), last, Midwestern State, 12/5/12
Offensive Rebounds:	4	Cameron, 12/8/12
Defensive Rebounds:	7	CSU-Pueblo, 11/24/12
Assists:	6	CSU-Pueblo, 11/24/12
Blocks:	1	Midwestern State, 12/5/12
Steals:	3	(2x), last, Missouri Southern, 11/23/12



#3 Darnell Jackson

CAREER HIGHS

Category	Value	Team/Date
Minutes:	43	Midwestern State, 12/5/12
Points:	14	CSU-Pueblo, 11/24/12
3-Pt Field Goals:	2	(2x), last, Incarnate Word, 1/10/13
Offensive Rebounds:	2	(3x), last, Abilene Christian, 11/28/12
Defensive Rebounds:	9	Cameron, 12/8/12
Assists:	7	(2x), last, Okla. Panhandle, 12/29/12
Blocks:	1	(3x), last, CSU-Pueblo, 11/24/12
Steals:	3	(2x), last, Okla. Panhandle, 12/29/12

2012-13 SEASON HIGHS

Category	Value	Team/Date
Minutes:	43	Midwestern State, 12/5/12
Points:	14	CSU-Pueblo, 11/24/12
3-Pt Field Goals:	2	(2x), last, Incarnate Word, 1/10/13
Offensive Rebounds:	2	(3x), last, Abilene Christian, 11/28/12
Defensive Rebounds:	9	Cameron, 12/8/12
Assists:	7	(2x), last, Okla. Panhandle, 12/29/12
Blocks:	1	(3x), last, CSU-Pueblo, 11/24/12
Steals:	3	(2x), last, Okla. Panhandle, 12/29/12



#5 Donald Sims

CAREER HIGHS

Category	Value	Team/Date
Minutes:	44	Midwestern State, 12/5/12
Points:	28	Okla. Panhandle, 12/29/12
3-Pt Field Goals:		
Offensive Rebounds:	8	Cameron, 2/25/12
Defensive Rebounds:	10	Midwestern State, 1/11/12
Assists:	4	Oklahoma Panhandle, 12/7/11
Blocks:	3	Cameron, 2/25/12
Steals:	4	Cameron, 12/8/12

2012-13 SEASON HIGHS

Category	Value	Team/Date
Minutes:	44	Midwestern State, 12/5/12
Points:	28	Okla. Panhandle, 12/29/12
3-Pt Field Goals:		
Offensive Rebounds:	6	(2x), last, Okla. Panhandle, 12/29/12
Defensive Rebounds:	8	Abilene Christian, 11/28/12
Assists:	1	(2x), last, Abilene Christian, 11/28/12
Blocks:	2	(2x), last, Incarnate Word, 1/10/13
Steals:	2	(2x), last, Hillsdale Baptist, 1/3/13



#12 Barry Johnson

CAREER HIGHS

Category	Value	Team/Date
Minutes:	30	Abilene Christian, 11/28/12
Points:	10	Oklahoma Christian, 11/17/12
3-Pt Field Goals:	2	(2x), last, Abilene Christian, 11/28/12
Offensive Rebounds:	2	(2x), last, Okla. Panhandle, 12/29/12
Defensive Rebounds:	2	(3x), last, Abilene Christian, 11/28/12
Assists:	6	Abilene Christian, 11/28/12
Blocks:		
Steals:	1	(5x), last, Hillsdale Baptist, 1/3/13

2012-13 SEASON HIGHS

Category	Value	Team/Date
Minutes:	30	Abilene Christian, 11/28/12
Points:	10	Oklahoma Christian, 11/17/12
3-Pt Field Goals:	2	(2x), last, Abilene Christian, 11/28/12
Offensive Rebounds:	2	(2x), last, Okla. Panhandle, 12/29/12
Defensive Rebounds:	2	(3x), last, Abilene Christian, 11/28/12
Assists:	6	Abilene Christian, 11/28/12
Blocks:		
Steals:	1	(5x), last, Hillsdale Baptist, 1/3/13

2012-13 WEST TEXAS A&M BUFFALO BASKETBALL



#14 Tez Dumars

CAREER HIGHS

<u>Category</u>		
Minutes:	41.....	Midwestern State, 1/11/12
Points:	19.....	Tarleton State, 1/7/12
3-Pt Field Goals:	6.....	Tarleton State, 1/7/12
Offensive Rebounds:	3.....	Incarnate Word, 1/10/13
Defensive Rebounds:	3.....	(3x), last, Oklahoma Christian, 11/17/12
Assists:	7.....	Okla. Panhandle, 12/29/12
Blocks:	1.....	Eastern NM, 1/18/2012
Steals:	3.....	Okla. Panhandle, 12/29/12

2012-13 SEASON HIGHS

<u>Category</u>		
Minutes:	39.....	SW Oklahoma, 11/9/12
Points:	12.....	(2x), last, LSU-Shreveport, 11/10/12
3-Pt Field Goals:	3.....	Angelo State, 12/1/12
Offensive Rebounds:	3.....	Incarnate Word, 1/10/13
Defensive Rebounds:	3.....	Oklahoma Christian, 11/17/12
Assists:	7.....	Okla. Panhandle, 12/29/12
Blocks:	
Steals:	3.....	Okla. Panhandle, 12/29/12




#20 Jordan Ashmore

CAREER HIGHS

<u>Category</u>		
Minutes:	15.....	(2x), last, Angelo State, 12/1/12
Points:	12.....	CSU-Pueblo, 11/16/12
3-Pt Field Goals:	2.....	(2x), last, Angelo State, 12/1/12
Offensive Rebounds:	2.....	CSU-Pueblo, 11/16/12
Defensive Rebounds:	4.....	Rhema Bible, 12/9/10
Assists:	5.....	Rhema Bible, 12/9/10
Blocks:	
Steals:	2.....	Rhema Bible, 12/9/10

2012-13 SEASON HIGHS

<u>Category</u>		
Minutes:	15.....	(2x), last, Angelo State, 12/1/12
Points:	12.....	CSU-Pueblo, 11/16/12
3-Pt Field Goals:	2.....	(2x), last, Angelo State, 12/1/12
Offensive Rebounds:	2.....	CSU-Pueblo, 11/16/12
Defensive Rebounds:	2.....	(2x), last, Hillsdale Baptist, 1/3/13
Assists:	
Blocks:	
Steals:	1.....	(3x), last, Cameron, 12/8/12




#22 Kevin Waller

CAREER HIGHS

<u>Category</u>		
Minutes:	8.....	Oklahoma Panhandle, 12/30/11
Points:	2.....	(2x), last, CSU-Pueblo, 11/16/12
3-Pt Field Goals:	
Offensive Rebounds:	2.....	Eastern NM, 2/29/12
Defensive Rebounds:	3.....	Angelo State, 12/17/11
Assists:	
Blocks:	1.....	Angelo State, 12/17/11
Steals:	1.....	(2x), last, SW Oklahoma, 11/9/12

2012-13 SEASON HIGHS

<u>Category</u>		
Minutes:	3.....	(2x), last, Hillsdale Baptist, 1/3/13
Points:	2.....	CSU-Pueblo, 11/16/12
3-Pt Field Goals:	
Offensive Rebounds:	1.....	(2x), last, Hillsdale Baptist, 1/3/13
Defensive Rebounds:	1.....	LSU-Shreveport, 11/10/12
Assists:	
Blocks:	
Steals:	1.....	SW Oklahoma, 11/9/12



#24 Joseph Munoz

CAREER HIGHS

<u>Category</u>		
Minutes:	3.....	Angelo State, 12/1/12
Points:	3.....	Hillsdale Baptist, 1/3/13
3-Pt Field Goals:	
Offensive Rebounds:	
Defensive Rebounds:	
Assists:	1.....	Hillsdale Baptist, 1/3/13
Blocks:	
Steals:	

2012-13 SEASON HIGHS

<u>Category</u>		
Minutes:	3.....	Angelo State, 12/1/12
Points:	3.....	Hillsdale Baptist, 1/3/13
3-Pt Field Goals:	
Offensive Rebounds:	
Defensive Rebounds:	
Assists:	1.....	Hillsdale Baptist, 1/3/13
Blocks:	
Steals:	



#30 Deantre Johnson

CAREER HIGHS

<u>Category</u>		
Minutes:	7.....	Hillsdale Baptist, 1/3/13
Points:	3.....	Hillsdale Baptist, 1/3/13
3-Pt Field Goals:	
Offensive Rebounds:	
Defensive Rebounds:	1.....	Incarnate Word, 1/10/13
Assists:	
Blocks:	
Steals:	

2012-13 SEASON HIGHS

<u>Category</u>		
Minutes:	7.....	Hillsdale Baptist, 1/3/13
Points:	3.....	Hillsdale Baptist, 1/3/13
3-Pt Field Goals:	
Offensive Rebounds:	
Defensive Rebounds:	1.....	Incarnate Word, 1/10/13
Assists:	
Blocks:	
Steals:	

2012-13 WEST TEXAS A&M BUFFALO BASKETBALL



#32 Mason White

CAREER HIGHS

Category	Value	Location/Date
Minutes:	44	Central Oklahoma, 3/5/11
Points:	15	LSU-Shreveport, 11/10/12
3-Pt Field Goals:	2	(3x), last, Midwestern State, 12/5/12
Offensive Rebounds:	5	Central Oklahoma, 3/5/11
Defensive Rebounds:	5	(3x), last, Oklahoma Panhandle, 12/30/11
Assists:	4	Abilene Christian, 2/27/10
Blocks:	1	(2x), last, Cameron, 2/25/12
Steals:	4	Missouri Southern, 11/23/12

2012-13 SEASON HIGHS

Category	Value	Location/Date
Minutes:	37	Midwestern State, 12/5/12
Points:	15	LSU-Shreveport, 11/10/12
3-Pt Field Goals:	2	Midwestern State, 12/5/12
Offensive Rebounds:	3	(3x), last, Missouri Southern, 11/23/12
Defensive Rebounds:	4	LSU-Shreveport, 11/10/12
Assists:	2	(4x), last, Okla. Panhandle, 12/29/12
Blocks:		
Steals:	4	Missouri Southern, 11/23/12



#34 Mike Bables

CAREER HIGHS

Category	Value	Location/Date
Minutes:	27	UT-Permian Basin, 11/19/11
Points:	10	Cameron, 2/25/12
3-Pt Field Goals:	3	Cameron, 2/25/12
Offensive Rebounds:	1	Hillsdale Baptist, 1/3/13
Defensive Rebounds:	4	Eastern NM, 2/29/12
Assists:	3	(2x), last, Oklahoma Panhandle, 12/30/11
Blocks:		
Steals:	1	(3x), last, Hillsdale Baptist, 1/3/13

2012-13 SEASON HIGHS

Category	Value	Location/Date
Minutes:	5	Hillsdale Baptist, 1/3/13
Points:	6	Hillsdale Baptist, 1/3/13
3-Pt Field Goals:	2	Hillsdale Baptist, 1/3/13
Offensive Rebounds:	1	Hillsdale Baptist, 1/3/13
Defensive Rebounds:	1	Angelo State, 12/11/12
Assists:		
Blocks:		
Steals:	1	Hillsdale Baptist, 1/3/13




#40 Tyler Lambert

CAREER HIGHS

Category	Value	Location/Date
Minutes:	10	Okla. Panhandle, 12/29/12
Points:	2	Cameron, 12/8/12
3-Pt Field Goals:		
Offensive Rebounds:	1	SW Oklahoma, 11/9/12
Defensive Rebounds:	4	Okla. Panhandle, 12/29/12
Assists:	3	Angelo State, 12/1/12
Blocks:	1	CSU-Pueblo, 11/24/12
Steals:	1	Okla. Panhandle, 12/29/12

2012-13 SEASON HIGHS

Category	Value	Location/Date
Minutes:	10	Okla. Panhandle, 12/29/12
Points:	2	Cameron, 12/8/12
3-Pt Field Goals:		
Offensive Rebounds:	1	SW Oklahoma, 11/9/12
Defensive Rebounds:	4	Okla. Panhandle, 12/29/12
Assists:	3	Angelo State, 12/1/12
Blocks:	1	CSU-Pueblo, 11/24/12
Steals:	1	(2x), last, Hillsdale Baptist, 1/3/13



#44 Barrick Hodge

CAREER HIGHS

Category	Value	Location/Date
Minutes:	2	(4x), last, Hillsdale Baptist, 1/3/13
Points:	2	Eastern NM, 2/29/12
3-Pt Field Goals:		
Offensive Rebounds:	1	Eastern NM, 2/29/12
Defensive Rebounds:	1	A&M-Kingsville, 1/28/12
Assists:	1	Hillsdale Baptist, 1/3/13
Blocks:		
Steals:		

2012-13 SEASON HIGHS

Category	Value	Location/Date
Minutes:	2	Hillsdale Baptist, 1/3/13
Points:		
3-Pt Field Goals:		
Offensive Rebounds:		
Defensive Rebounds:		
Assists:	1	Hillsdale Baptist, 1/3/13
Blocks:		
Steals:		

follow us on
twitter

facebook.

2012-13 WEST TEXAS A&M BUFFALO BASKETBALL



Official Basketball Box Score - Game Totals - Final Statistics
West Texas A&M vs Southwestern Oklahoma
 11-09-12 8:00 pm at Weatherford, OK



Official Basketball Box Score - Game Totals - Final Statistics
West Texas A&M vs LSU-Shreveport
 11-10-12 3:00 pm at Weatherford, OK



West Texas A&M 59 • 1-0

#	Player	Total			3-Ptr			Rebounds			PF	TP	A	TO	Blk	Stl	Min
		FG	FGA	FT	FTA	FG	FGA	FT	FTA	Off							
02	WASHINGTON, Kennon *	4	9	0	0	1	0	3	3	8	0	3	0	0	0	25	
03	JACKSON, Darnell *	4	11	1	3	1	2	0	7	7	3	10	4	3	1	35	
05	SIMS, Donald *	7	11	0	0	1	3	6	2	8	1	15	1	0	0	38	
14	DUMARS, Tez *	4	9	2	3	2	2	1	1	2	0	12	3	1	0	39	
32	WHITE, Mason *	2	4	1	1	2	1	2	3	3	6	1	0	0	0	28	
01	DRAYTON, Nate	2	4	0	0	0	0	1	1	0	4	0	2	0	0	15	
12	JOHNSON, Barry	1	4	0	2	3	1	2	3	1	4	0	2	0	0	17	
22	WALLER, Kevin	0	0	0	0	0	0	0	0	0	0	0	0	0	1	0	
40	LAMBERT, Tyler	0	0	0	0	0	0	1	0	1	0	0	0	0	0	5	
Team																	
Totals		24	52	4	9	7	13	16	21	37	11	59	9	11	1	5	202

FG % 1st Half: 12-27 44.4% 2nd half: 12-25 48.0% Game: 24-52 46.2% Deadball Rebounds 2
 3FG % 1st Half: 1-3 33.3% 2nd half: 3-6 50.0% Game: 4-9 44.4%
 FT % 1st Half: 2-5 40.0% 2nd half: 5-8 62.5% Game: 7-13 53.8%

Southwestern Oklahoma 53 • 0-1

#	Player	Total			3-Ptr			Rebounds			PF	TP	A	TO	Blk	Stl	Min
		FG	FGA	FT	FTA	FG	FGA	FT	FTA	Off							
01	Ryan Donahoe *	2	5	1	2	4	0	2	2	3	9	5	1	1	1	35	
11	Dominick Cornelius *	3	8	3	6	0	0	5	5	2	9	2	2	0	0	33	
15	Marin Zelajida *	4	11	1	8	2	2	0	2	2	1	11	0	3	0	37	
21	Thomas Davis *	5	8	1	1	0	0	5	5	3	11	1	0	2	0	36	
35	Michael Bradley *	3	6	0	0	1	3	3	0	3	7	0	2	1	0	19	
05	Rod Camphor	2	4	0	2	0	0	0	1	1	0	4	1	1	1	0	18
10	Kenyan Borders	1	1	0	0	0	0	0	0	0	1	2	0	2	0	10	
32	Jalen Dorsey	0	0	0	0	0	0	0	0	0	3	0	0	0	0	6	
33	Ante Bozic	0	2	0	0	0	0	0	0	0	0	2	1	0	1	7	
Team																	
Totals		20	45	6	19	7	11	15	53	11	53	11	12	5	3	201	

FG % 1st Half: 11-22 50.0% 2nd half: 9-23 39.1% Game: 20-45 44.4% Deadball Rebounds 3
 3FG % 1st Half: 4-13 30.8% 2nd half: 2-6 33.3% Game: 6-19 31.6%
 FT % 1st Half: 4-7 57.1% 2nd half: 3-4 75.0% Game: 7-11 63.6%

Officials: Technical fouls: West Texas A&M-None. Southwestern Oklahoma-None.
 Attendance:

Score by periods	1st	2nd	Total
West Texas A&M	27	32	59
Southwestern Oklahoma	30	23	53

	In	Off	2nd	Fast	Bench
Points	Paint	T/O	Chance	Break	
West Texas A&M	32	19	21	0	8
Southwestern Oklahoma	22	9	6	0	6

Last FG - WTAMU 2nd-01:36, SWOSU 2nd-00:02. Score tied - 7 times.
 Largest lead - WTAMU by 8 2nd-01:36, SWOSU by 6 1st-08:40. Lead changed - 8 times.



Official Basketball Box Score - Game Totals - Final Statistics
West Texas A&M vs CSU-Pueblo
 11/16/12 7:10 p.m. at Pueblo, CO



Official Basketball Box Score - Game Totals - Final Statistics
West Texas A&M vs Oklahoma Christian
 11/17/12 3 p.m. at Pueblo, CO



West Texas A&M 76 • 3-0

#	Player	Total			3-Ptr			Rebounds			PF	TP	A	TO	Blk	Stl	Min
		FG	FGA	FT	FTA	FG	FGA	FT	FTA	Off							
02	WASHINGTON, Kennon *	6	13	2	4	7	0	4	4	1	21	2	3	0	0	35	
03	JACKSON, Darnell *	4	8	0	1	2	2	6	8	4	9	7	3	1	2	39	
05	SIMS, Donald *	2	2	0	0	5	1	5	6	2	9	0	1	0	0	28	
14	DUMARS, Tez *	3	5	1	3	1	0	1	2	8	0	1	0	1	0	31	
32	WHITE, Mason *	4	7	0	2	2	3	3	6	5	10	2	1	0	0	29	
01	DRAYTON, Nate	0	2	0	0	0	0	0	1	0	1	0	2	0	0	5	
12	JOHNSON, Barry	2	5	1	4	0	0	0	5	2	2	2	0	0	0	15	
20	ASHMORE, Jordan	5	6	2	2	0	2	2	4	1	12	0	0	0	0	15	
22	WALLER, Kevin	1	1	0	0	0	1	0	1	0	2	0	0	0	0	3	
40	LAMBERT, Tyler	0	0	0	0	0	0	0	0	0	0	1	0	0	0	0+	
Team																	
Totals		27	49	6	16	24	12	21	33	18	76	13	14	1	6	200	

FG % 1st Half: 13-27 48.1% 2nd half: 14-22 63.6% Game: 27-49 55.1% Deadball Rebounds 1
 3FG % 1st Half: 4-11 36.4% 2nd half: 2-5 40.0% Game: 6-16 37.5%
 FT % 1st Half: 5-6 83.3% 2nd half: 11-18 61.1% Game: 16-24 66.7%

CSU-Pueblo 73 • 0-3

#	Player	Total			3-Ptr			Rebounds			PF	TP	A	TO	Blk	Stl	Min
		FG	FGA	FT	FTA	FG	FGA	FT	FTA	Off							
05	Arden Dennis *	4	9	2	4	8	3	5	8	1	18	6	1	0	3	38	
12	Ryan Arel *	1	5	1	5	1	2	1	4	0	0	0	0	0	0	22	
21	Bryse Velasquez *	2	4	1	3	0	1	2	3	2	5	4	5	0	1	26	
23	Derick Agbaroji *	3	5	2	3	1	1	4	9	2	1	2	1	2	1	22	
34	Matt Rosenbaum *	4	7	3	4	6	2	0	2	4	17	1	2	0	0	37	
01	Nathan Tigner	1	3	0	1	2	2	0	2	0	4	3	0	0	1	13	
03	J.J. Mina	1	4	0	2	4	0	2	3	4	0	1	1	1	0	19	
04	Wendell Lee	5	9	2	5	0	2	2	3	12	1	0	0	0	0	18	
10	Jed Knafelc	0	0	0	0	0	0	0	0	0	0	0	0	0	0	2	
15	Tyrell Williams	0	0	0	0	0	0	0	0	0	0	0	0	0	0	3	
Team																	
Totals		21	46	11	27	20	8	17	25	18	73	17	10	3	6	200	

FG % 1st Half: 12-23 52.2% 2nd half: 9-23 39.1% Game: 21-46 45.7% Deadball Rebounds 2
 3FG % 1st Half: 7-15 46.7% 2nd half: 4-12 33.3% Game: 11-27 40.7%
 FT % 1st Half: 5-8 62.5% 2nd half: 15-18 83.3% Game: 20-26 76.9%

Officials: Ray Abeyta, Sam Goure, Keith Woodfork
 Technical fouls: West Texas A&M-None. CSU-Pueblo-None.
 Attendance: 1060

Score by periods	1st	2nd	Total
West Texas A&M	35	41	76
CSU-Pueblo	36	37	73

	In	Off	2nd	Fast	Bench
Points	Paint	T/O	Chance	Break	
West Texas A&M	40	5	12	2	19
CSU-Pueblo	16	22	11	9	20

Last FG - WTAMU 2nd-00:00, CSUP 2nd-00:43. Score tied - 6 times.
 Largest lead - WTAMU by 12 2nd-04:49, CSUP by 13 1st-11:55. Lead changed - 3 times.

West Texas A&M 54 • 2-0

#	Player	Total			3-Ptr			Rebounds			PF	TP	A	TO	Blk	Stl	Min
		FG	FGA	FT	FTA	FG	FGA	FT	FTA	Off							
02	WASHINGTON, Kennon *	1	5	0	1	0	0	0	4	4	1	2	1	0	0	0	26
03	JACKSON, Darnell *	1	8	0	2	0	0	0	6	6	0	2	3	1	0	2	38
05	SIMS, Donald *	4	6	0	0	4	6	0	6	6	1	12	0	1	0	2	38
14	DUMARS, Tez *	5	9	2	4	0	1	2	2	2	1	12	1	0	0	0	35
32	WHITE, Mason *	3	9	1	1	8	9	3	4	7	1	15	0	1	0	0	32
01	DRAYTON, Nate	3	6	0	0	3	4	2	3	5	4	9	0	1	2	0	9
12	JOHNSON, Barry	1	4	0	2	0	0	2	2	1	2	1	2	0	1	16	
22	WALLER, Kevin	0	0	0	0	0	0	1	1	2	0	0	0	0	0	1	
40	LAMBERT, Tyler	0	3	0	3	0	0	1	1	0	0	1	0	0	0	5	
Team																	
Totals		18	50	3	13	15	20	9	33	42	11	54	7	6	2	5	200

FG % 1st Half: 7-25 28.0% 2nd half: 11-25 44.0% Game: 18-50 36.0% Deadball Rebounds 2
 3FG % 1st Half: 1-7 14.3% 2nd half: 2-6 33.3% Game: 3-13 23.1%
 FT % 1st Half: 6-8 75.0% 2nd half: 9-12 75.0% Game: 15-20 75.0%

LSU-Shreveport 40 • 0-2

#	Player	Total			3-Ptr			Rebounds			PF	TP	A	TO	Blk	Stl	Min
		FG	FGA	FT	FTA	FG	FGA	FT	FTA	Off							
01	Mark Politte *	2	11	0	5	0	0	0	4	4	4	4	0	2	0	0	38
04	Isaac Reid *	2	7	0													

2012-13 WEST TEXAS A&M BUFFALO BASKETBALL



Official Basketball Box Score - Game Totals - Final Statistics
Missouri Southern vs West Texas A&M
 11/23/12 8 p.m. at Canyon, TX



Official Basketball Box Score - Game Totals - Final Statistics
CSU-Pueblo vs West Texas A&M
 11/24/12 8 p.m. at Canyon, TX



Missouri Southern 55 • 3-2

#	Player	Total			3-Ptr			Rebounds			PF	TP	A	TO	Blk	Stl	Min
		FG-FGA	FG-FGA	FT-FTA	FG-FGA	FG-FGA	FT-FTA	Off	Def	Tot							
05	Leverette, RJ	* 2-6	1-4	0-0	0	0	0	0	5	2	0	0	0	0	0	23	
21	Talbert, Jordan	* 6-10	1-1	0-0	0	3	3	1	13	1	1	0	3	27			
31	Smith, Morgan	* 2-5	0-1	0-0	2	2	4	3	4	2	2	0	3	19			
34	Addison, Marquis	* 4-11	1-3	0-1	0	0	0	3	9	4	4	0	3	34			
50	Adams, Bryan	* 0-0	0-0	0-0	0	1	1	1	0	0	2	0	1	13			
11	Everson, Matt	1-2	0-1	0-0	1	0	1	1	2	4	0	0	0	15			
12	Renfroe, Greg	1-3	0-0	2-2	0	1	1	2	4	0	1	0	0	27			
14	Rivera, PJ	1-1	0-0	0-1	0	0	0	1	2	4	0	1	1	17			
22	Atkinson, Stephen	2-2	0-0	1-2	0	1	1	3	5	0	4	0	1	13			
23	Cornelius, Cameron	4-4	0-0	3-3	0	0	0	2	11	0	1	0	1	12			
	Team				2	3	5										
	Totals	23-44	3-10	6-9	5	11	16	17	55	15	19	0	13	200			

FG % 1st Half: 12-23 52.2% 2nd half: 11-21 52.4% Game: 23-44 52.3% Deadball Rebounds 0,4
 3FG % 1st Half: 2-5 40.0% 2nd half: 1-5 20.0% Game: 3-10 30.0%
 FT % 1st Half: 1-2 50.0% 2nd half: 5-7 71.4% Game: 6-9 66.7%

West Texas A&M 57 • 5-0

#	Player	Total			3-Ptr			Rebounds			PF	TP	A	TO	Blk	Stl	Min
		FG-FGA	FG-FGA	FT-FTA	FG-FGA	FG-FGA	FT-FTA	Off	Def	Tot							
02	WASHINGTON, Kennon	* 3-8	1-3	1-3	1	2	3	2	8	5	6	0	3	42			
03	JACKSON, Darnell	* 0-4	0-0	5-6	1	3	4	5	6	5	0	3	30				
05	SIMS, Donald	* 9-11	0-0	1-1	5	7	12	1	19	4	2	1	1	38			
14	DUMARS, Tez	* 2-4	0-2	0-0	1	1	2	2	4	2	3	0	1	36			
32	WHITE, Mason	* 6-12	0-2	1-4	3	2	5	3	13	0	1	0	4	31			
01	DRAYTON, Nate	1-1	0-0	0-0	1	1	2	0	2	0	1	0	1	7			
12	JOHNSON, Barry	1-3	1-3	0-0	0	0	0	0	3	0	5	0	0	12			
20	ASHMORE, Jordan	1-2	1-2	0-0	0	0	0	0	3	0	0	0	0	4			
	Team				1	2	3										
	Totals	23-45	3-12	8-14	13	18	31	10	57	17	24	1	13	200			

FG % 1st Half: 9-20 45.0% 2nd half: 14-25 56.0% Game: 23-45 51.1% Deadball Rebounds 0,1
 3FG % 1st Half: 1-6 16.7% 2nd half: 2-6 33.3% Game: 3-12 25.0%
 FT % 1st Half: 3-5 60.0% 2nd half: 5-9 55.6% Game: 8-14 57.1%

Officials: Chris Hill, DeMond Thomas, Paul Hise
 Technical fouls: Missouri Southern-None. West Texas A&M-None.
 Attendance: 1694

Score by periods	1st	2nd	Total
Missouri Southern	27	28	55
West Texas A&M	22	35	57

	In	Off	2nd	Fast	Bench
Points	Paint	T/O	Chance	Break	
MSSU	24	26	7	10	24
WTAMU	38	14	17	8	8

Last FG - MSSU 2nd-00:22, WTAMU 2nd-00:00.
 Largest lead - MSSU by 13 2nd-13:55, WTAMU by 2 2nd-00:44.

Score tied - 4 times.
 Lead changed - 1 time.



Official Basketball Box Score - Game Totals - Final Statistics
Abilene Christian vs West Texas A&M
 11/28/12 8:30 p.m. at Canyon, Texas (First United Bank Center)



Official Basketball Box Score - Game Totals - Final Statistics
West Texas A&M vs Angelo State
 12/01/12 8:25 p.m. at San Angelo, Texas



Abilene Christian 59 • 4-1 (1-0 LSC)

#	Player	Total			3-Ptr			Rebounds			PF	TP	A	TO	Blk	Stl	Min
		FG-FGA	FG-FGA	FT-FTA	FG-FGA	FG-FGA	FT-FTA	Off	Def	Tot							
05	LAWTON, Eric	* 5-10	4-7	1-4	0	4	4	2	15	6	2	0	0	36			
11	LLOYD, Elliott	* 6-12	3-6	0-0	0	2	2	1	15	6	2	0	0	27			
12	BROWN, T.J.	* 1-1	0-0	0-0	0	1	1	1	2	0	0	0	1	21			
23	WOODBERRY, Desmon	* 0-1	0-0	1-4	1	1	2	1	1	3	0	0	2	18			
33	WERNER, Steven	* 7-9	0-0	2-4	0	2	2	3	16	1	3	0	0	32			
03	WENTZ, Parker	2-5	0-3	0-0	0	3	3	2	4	0	1	0	0	25			
13	SIMMS, Dosh	1-1	0-0	0-0	4	2	6	2	2	1	0	0	1	23			
21	ROGERS, Tyler	0-1	0-0	0-0	1	0	1	0	0	0	0	0	0	5			
32	CAMMOCK, Cornelius	2-3	0-0	0-0	0	1	1	1	4	1	4	1	0	13			
	Team				1	6	7										
	Totals	24-43	7-16	4-12	7	22	29	13	59	18	12	1	4	200			

FG % 1st Half: 13-25 52.0% 2nd half: 11-18 61.1% Game: 24-43 55.8% Deadball Rebounds 3
 3FG % 1st Half: 4-9 44.4% 2nd half: 3-7 42.9% Game: 7-16 43.8%
 FT % 1st Half: 2-6 33.3% 2nd half: 2-6 33.3% Game: 4-12 33.3%

Officials: Mike Yell, Anthony Lopez, Paul Hise
 Technical fouls: Abilene Christian-None. West Texas A&M-None.
 Attendance: 871

Score by periods	1st	2nd	Total
Abilene Christian	32	27	59
West Texas A&M	32	26	58

	In	Off	2nd	Fast	Bench
Points	Paint	T/O	Chance	Break	
ACU	26	4	11	0	10
WTAMU	34	12	8	2	9

Last FG - ACU 2nd-01:15, WTAMU 2nd-01:02.
 Largest lead - ACU by 13 1st-10:01, WTAMU by 3 1st-01:15.

Score tied - 3 times.
 Lead changed - 6 times.

West Texas A&M 73 • 7-1, 1-1

#	Player	Total			3-Ptr			Rebounds			PF	TP	A	TO	Blk	Stl	Min
		FG-FGA	FG-FGA	FT-FTA	FG-FGA	FG-FGA	FT-FTA	Off	Def	Tot							
02	WASHINGTON, Kennon	* 2-6	1-2	0-0	0	5	5	1	5	5	3	0	1	25			
03	JACKSON, Darnell	* 5-6	1-1	2-4	1	5	6	3	13	3	5	0	1	34			
05	SIMS, Donald	* 7-9	0-0	1-1	3	7	10	0	15	1	0	0	0	31			
12	JOHNSON, Barry	* 0-3	0-3	0-0	0	0	0	0	1	0	2	1	0	20			
32	WHITE, Mason	* 4-6	0-2	3-4	0	3	3	3	11	1	2	0	1	14			
01	DRAYTON, Nate	4-6	0-0	4-4	1	5	6	4	12	0	2	0	0	20			
14	DUMARS, Tez	4-7	3-6	0-1	0	2	2	1	11	0	1	0	0	27			
20	ASHMORE, Jordan	2-2	2-2	0-0	0	1	1	1	6	0	0	0	1	15			
22	WALLER, Kevin	0-0	0-0	0-0	0	0	0	0	0	0	0	0	0	1			
24	MUNOZ, Joseph	0-1	0-1	0-0	0	0	0	0	0	0	0	0	0	3			
34	ABLES, Mike	0-0	0-0	0-0	0	1	1	0	0	0	1	0	0	3			
40	LAMBERT, Tyler	0-0	0-0	0-0	0	2	2	0	0	3	0	0	0	8			
	Team				1	3	4										
	Totals	28-46	7-17	10-14	6	34	40	14	73	15	15	0	4	201			

FG % 1st Half: 17-25 68.0% 2nd half: 11-21 52.4% Game: 28-46 60.9% Deadball Rebounds 1
 3FG % 1st Half: 3-8 37.5% 2nd half: 4-9 44.4% Game: 7-17 41.2%
 FT % 1st Half: 4-4 100.0% 2nd half: 6-10 60.0% Game: 10-14 71.4%

Officials: Technical fouls: West Texas A&M-None. Angelo State-None.
 Attendance: 464

Score by periods	1st	2nd	Total
West Texas A&M	41	32	73
Angelo State	28	16	44

	In	Off	2nd	Fast	Bench
Points	Paint	T/O	Chance	Break	
WTAMU	14	13	7	4	29
ASU	2	13	0	0	12

Last FG - WTAMU 2nd-01:47, ASU 2nd-01:31.
 Largest lead - WTAMU by 32 2nd-01:47, ASU by 2 1st-13:43.

Score tied - 2 times.
 Lead changed - 2 times.

2012-13 WEST TEXAS A&M BUFFALO BASKETBALL



Official Basketball Box Score - Game Totals - Final Statistics
West Texas A&M vs Midwestern State
 12/05/12 7:30 pm at Wichita Falls, Texas



Official Basketball Box Score - Game Totals - Final Statistics
Cameron vs West Texas A&M
 12/08/12 3 p.m. at Canyon, TX



West Texas A&M 62 • 7-2, 1-2

#	Player	Total			3-Ptr			Rebounds			PF	TP	A	TO	Blk	Stl	Min
		FG-FGA	FG-FGA	FT-FTA	FG-FGA	FG-FGA	FT-FTA	Off	Def	Tot							
05	SIMS, Donald	f	4-7	0-0	0-0	3	7	10	5	8	0	2	2	0	44		
32	WHITE, Mason	f	6-13	2-4	1-2	2	0	2	3	15	1	1	0	0	37		
02	WASHINGTON, Kennon	g	8-13	2-3	5-7	0	5	5	1	23	0	4	1	0	45		
03	JACKSON, Darnell	g	2-9	0-2	1-2	1	4	5	1	5	4	1	0	1	43		
12	JOHNSON, Barry	g	1-3	0-0	0-0	0	0	0	0	2	2	0	0	0	18		
01	DRAYTON, Nate	g	1-2	0-0	0-0	0	2	2	1	2	0	1	0	0	9		
14	DUMARS, Tez	g	3-7	1-5	0-0	1	0	1	3	7	2	2	0	0	29		
20	ASHMORE, Jordan	g	0-0	0-0	0-0	0	0	0	0	0	0	0	0	0	0+		
Team						3	1	4			2						
Totals			25-54	5-14	7-11	10	19	29	14	62	7	15	3	1	225		

FG % 1st Half: 12-25 48.0% 2nd half: 12-25 48.0% OT: 1-4 25.0% Game: 25-54 46.3% Deadball Rebounds 2
 3FG % 1st Half: 2-6 33.3% 2nd half: 3-7 42.9% OT: 0-1 0.0% Game: 5-14 35.7%
 FT % 1st Half: 1-2 50.0% 2nd half: 4-7 57.1% OT: 2-2 100.0% Game: 7-11 63.6%

Midwestern State 65 • 6-2, 3-0

#	Player	Total			3-Ptr			Rebounds			PF	TP	A	TO	Blk	Stl	Min
		FG-FGA	FG-FGA	FT-FTA	FG-FGA	FG-FGA	FT-FTA	Off	Def	Tot							
01	D'HAITI, Eddie	f	6-10	0-0	1-2	5	5	10	2	13	2	3	3	1	31		
34	THOMAS, Corbin	f	7-13	0-2	0-0	6	4	10	2	14	0	3	5	0	38		
00	WILLIAMS, Monzaigo	g	4-9	1-4	2-2	1	2	3	1	11	4	1	1	2	37		
05	SPELLMAN, Keith	g	3-9	1-4	2-4	1	1	2	4	9	2	2	0	1	25		
14	GIBBS, Derrell	g	0-5	0-3	1-2	1	3	4	0	1	3	0	0	3	29		
03	GRAYER, Kevin	g	1-4	0-1	3-3	0	1	1	2	5	1	0	0	0	29		
21	KASTER, Derek	g	0-1	0-0	0-0	0	0	0	0	2	0	1	0	0	6		
24	ADDERLEY, Cam	g	4-6	0-0	0-0	0	2	2	1	8	1	2	0	0	19		
35	BUTTERMORE, Chris	g	2-4	0-0	0-0	1	1	2	0	4	1	0	1	1	11		
Team						1	1	2									
Totals			27-61	2-14	9-13	16	20	36	14	65	14	12	10	8	225		

FG % 1st Half: 11-29 37.9% 2nd half: 14-26 53.8% OT: 2-6 33.3% Game: 27-61 44.3% Deadball Rebounds 3,1
 3FG % 1st Half: 0-7 0.0% 2nd half: 1-5 20.0% OT: 1-2 50.0% Game: 2-14 14.3%
 FT % 1st Half: 2-3 66.7% 2nd half: 5-6 83.3% OT: 2-4 50.0% Game: 9-13 69.2%

Officials: Kyle Ingram, Brad Fowler, Ryan McDaniel
 Technical fouls: West Texas A&M-None. Midwestern State-None.
 Attendance: 2122

Score by periods	1st	2nd	OT	Total
West Texas A&M	27	31	4	62
Midwestern State	24	34	7	65

	In	Off	2nd	Fast	Bench
Points	Paint	T/O	Chance	Break	
WTAMU	28	18	11	2	9
MSU	46	18	19	20	17

Last FG - WTAMU OT-02:15, MSU OT-01:21.
 Largest lead - WTAMU by 10 1st-10:10, MSU by 7 2nd-07:22.

Score tied - 8 times.
 Lead changed - 7 times.

Cameron 38 • 3-4 (0-3 LSC)

#	Player	Total			3-Ptr			Rebounds			PF	TP	A	TO	Blk	Stl	Min
		FG-FGA	FG-FGA	FT-FTA	FG-FGA	FG-FGA	FT-FTA	Off	Def	Tot							
03	FOSTER, Craig	*	2-8	2-7	2-2	0	1	1	3	8	1	6	0	2	37		
13	PATINO, Jonathan	*	2-6	1-3	0-0	2	4	6	2	5	1	4	0	1	36		
24	THOMPSON, Aaron	*	0-5	0-4	0-0	0	2	2	1	0	0	0	0	0	14		
33	DIXON, Kimric	*	0-3	0-3	0-0	1	2	3	0	0	0	2	0	2	11		
40	D THOMAS, Andrew	*	2-4	0-1	0-0	2	0	2	4	4	0	2	0	0	28		
02	JOHNSON, Tim	*	5-6	0-0	4-4	0	2	2	1	14	3	6	1	1	22		
04	ROBINSON, Asaad	*	0-1	0-1	0-0	0	0	0	0	0	0	0	0	0	2		
05	M THOMAS, Andrew	*	1-1	0-0	0-0	0	0	0	1	2	0	1	0	0	8		
20	SMITH, Trevor	*	0-0	0-0	0-0	1	2	3	2	0	0	1	1	0	13		
22	CHAPMAN, Warren	*	1-7	1-7	0-0	0	1	1	0	3	0	0	2	2	15		
25	HARRELL, Rudy	*	1-1	0-0	0-0	0	2	2	2	2	2	2	1	1	14		
Team						2	3	5									
Totals			14-42	4-26	6-6	8	19	27	16	38	7	24	3	9	200		

FG % 1st Half: 10-26 38.5% 2nd half: 4-16 25.0% Game: 14-42 33.3% Deadball Rebounds 0,3
 3FG % 1st Half: 3-15 20.0% 2nd half: 1-11 9.1% Game: 4-26 15.4%
 FT % 1st Half: 0-0 0.0% 2nd half: 6-6 100.0% Game: 6-6 100.0%

West Texas A&M 57 • 8-2 (2-2 LSC)

#	Player	Total			3-Ptr			Rebounds			PF	TP	A	TO	Blk	Stl	Min
		FG-FGA	FG-FGA	FT-FTA	FG-FGA	FG-FGA	FT-FTA	Off	Def	Tot							
02	WASHINGTON, Kennon	*	7-13	1-2	7-7	4	3	7	1	22	5	2	0	2	34		
03	JACKSON, Darnell	*	4-9	1-4	3-3	1	9	10	0	12	5	2	0	2	38		
05	SIMS, Donald	*	2-5	0-0	1-4	0	3	3	0	5	1	3	0	4	37		
12	JOHNSON, Barry	*	0-5	0-5	0-0	0	1	1	0	0	1	2	0	0	22		
32	WHITE, Mason	*	2-4	0-2	1-2	1	2	3	4	5	0	1	0	1	31		
01	DRAYTON, Nate	*	0-0	0-0	2-2	0	0	0	1	2	0	1	0	1	3		
14	DUMARS, Tez	*	1-6	0-4	4-4	1	1	2	2	6	3	2	0	1	24		
20	ASHMORE, Jordan	*	1-2	1-2	0-0	0	0	0	1	3	0	1	0	1	9		
40	LAMBERT, Tyler	*	1-1	0-0	0-0	0	0	0	0	2	0	0	0	0	2		
Team						2	1	3									
Totals			18-45	3-19	18-22	9	20	29	9	57	15	14	0	11	200		

FG % 1st Half: 6-21 28.6% 2nd half: 12-24 50.0% Game: 18-45 40.0% Deadball Rebounds 0
 3FG % 1st Half: 0-10 0.0% 2nd half: 3-9 33.3% Game: 3-19 15.8%
 FT % 1st Half: 4-6 66.7% 2nd half: 14-16 87.5% Game: 18-22 81.8%

Officials: Steve Heiman, George Washington, Grady Dale
 Technical fouls: Cameron-None. West Texas A&M-None.
 Attendance: 612

Score by periods	1st	2nd	Total
Cameron	23	15	38
West Texas A&M	16	41	57

	In	Off	2nd	Fast	Bench
Points	Paint	T/O	Chance	Break	
CU	18	9	2	0	21
WTAMU	30	24	4	4	13

Last FG - CU 2nd-04:10, WTAMU 2nd-02:07.
 Largest lead - CU by 13 1st-04:22, WTAMU by 19 2nd-01:58.

Score tied - 5 times.
 Lead changed - 2 times.



Official Basketball Box Score - Game Totals - Final Statistics
Oklahoma Panhandle St. vs West Texas A&M
 12/29/12 6 p.m. at Canyon, TX



Official Basketball Box Score - Game Totals - Final Statistics
Hillsdale Baptist vs West Texas A&M
 01/03/13 8 p.m. at Canyon, Texas (First United Bank Center)



Oklahoma Panhandle St. 57 • 4-8

#	Player	Total			3-Ptr			Rebounds			PF	TP	A	TO	Blk	Stl	Min
		FG-FGA	FG-FGA	FT-FTA	FG-FGA	FG-FGA	FT-FTA	Off	Def	Tot							
05	Damar Hill	*	2-6	0-1	2-4	0	3	3	6	5	3	0	3	27			
11	T. J. Farrell	*	1-5	0-2	3-3	1	2	3	1	5	5	2	0	1	33		
12	Tavien Rosemond	*	2-4	1-1	0-0	0	5	5	4	5	0	2	1	1	25		
21	Bill Lee	*	3-14	1-3	2-2	4	4	8	1	9	0	2	0	1	33		
40	Carlos Tapia-Ponce	*	1-1	1-1	0-0	0	1	1	0	3	0	0	0	0	9		
01	Krys Randolph	*	5-10	5-9	0-0	0	2	2	1	15	1	3	1	0	26		
03	Jared Messer	*	1-5	1-4	0-0	0	0	0	2	3	1	0	0	0	12		
04	Christopher Capinia	*	0-3	0-2	0-0	0	0	0	3	0	1	1	0	2	10		
20	Kysahn Sands	*	2-2	0-0	0-0	2	1	3	0	4	0	0	0	0	7		
22	Michael Patterson	*	3-7	1-3	0-2	1	2	3	3	7	0	1	0	0	16		
23	Brandon Caruthers	*	0-0	0-0	0-0	0	0	0	0	0	0	0	0	0	2		
Team						1	0	1			1						
Totals			20-57	10-26	7-11	9	20	29	18	57	13	15	2	8	200		

FG % 1st Half: 11-33 33.3% 2nd half: 9-24 37.5% Game: 20-57 35.1% Deadball Rebounds 0,6
 3FG % 1st Half: 6-16 37.5% 2nd half: 4-10 40.0% Game: 10-26 38.5%
 FT % 1st Half: 3-4 75.0% 2nd half: 4-7 57.1% Game: 7-11 63.6%

West Texas A&M 69 • 9-2

#	Player	Total			3-Ptr			Rebounds			PF	TP	A	TO	Blk	Stl	Min
		FG-FGA	FG-FGA	FT-FTA	FG-FGA	FG-FGA	FT-FTA	Off	Def	Tot							
02																	

2012-13 WEST TEXAS A&M BUFFALO BASKETBALL



Official Basketball Box Score – Game Totals – Final Statistics
West Texas A&M vs Incarnate Word
 01/10/13 7:45 PM at San Antonio, TX - McDermott Center



West Texas A&M 62 • 10-3, 2-3

#	Player	Total			3-Ptr			Rebounds			PF	TP	A	TO	Blk	Stl	Min
		FG-FGA	FG-FGA	FT-FTA	Off	Def	Tot	Off	Def	Tot							
05	SIMS, Donald	f	2-6	0-0	0-0	3	4	7	1	4	1	1	2	0	40		
32	WHITE, Mason	f	1-3	0-1	0-0	0	1	1	5	2	0	2	0	1	12		
02	WASHINGTON, Kennon	g	6-13	1-4	8-9	0	2	2	1	21	2	1	0	0	40		
03	JACKSON, Darnell	g	2-5	2-3	1-2	0	6	6	2	7	4	5	0	0	29		
14	DUMARS, Tez	g	4-12	2-6	0-0	3	1	4	2	10	2	1	0	0	37		
01	DRAYTON, Nate		4-8	0-0	2-2	6	3	9	3	10	0	0	0	1	17		
12	JOHNSON, Barry		1-5	1-4	0-0	0	1	1	2	3	2	3	0	0	17		
20	ASHMORE, Jordan		1-3	1-3	0-0	0	1	1	0	3	0	0	0	0	3		
30	JOHNSON, Deantre		1-2	0-1	0-0	0	1	1	1	2	0	0	0	0	5		
	Team					4	0	4									
Totals			22-57	7-22	11-13	16	20	36	17	62	11	13	2	2	200		

FG % 1st Half: 11-32 34.4% 2nd half: 11-25 44.0% Game: 22-57 38.6% Deadball
 3FG % 1st Half: 4-12 33.3% 2nd half: 3-10 30.0% Game: 7-22 31.8% Rebounds
 FT % 1st Half: 5-6 83.3% 2nd half: 6-7 85.7% Game: 11-13 84.6% 1

Incarnate Word 66 • 8-5, 4-1

#	Player	Total			3-Ptr			Rebounds			PF	TP	A	TO	Blk	Stl	Min
		FG-FGA	FG-FGA	FT-FTA	Off	Def	Tot	Off	Def	Tot							
23	RUCKER, Dionelle	f	8-16	0-0	2-4	3	4	7	1	18	2	1	1	2	39		
33	HORTON, Anthony	f	5-7	2-3	3-4	0	1	1	1	15	1	1	1	2	32		
02	BROWN, Lyn'Dale	g	4-7	0-1	0-0	2	5	7	2	8	6	1	0	3	33		
04	HITTLE, Kyle	g	4-8	2-5	0-1	1	5	6	2	10	4	1	0	0	34		
11	LIVINGSTON, Denzel	g	2-8	0-3	0-0	0	1	1	2	4	1	2	5	1	26		
03	BADILLO, Mitchell		0-0	0-0	0-0	0	0	0	2	0	1	0	0	0	8		
24	SUMBRY, Hasani		0-0	0-0	0-0	1	0	1	2	0	0	1	0	0	7		
30	CORLEY, Andre		3-5	2-2	3-3	0	3	3	1	11	0	2	0	0	21		
	Team					0	1	1									
Totals			26-51	6-14	8-12	7	20	27	13	66	15	9	7	8	200		

FG % 1st Half: 10-19 52.6% 2nd half: 16-32 50.0% Game: 26-51 51.0% Deadball
 3FG % 1st Half: 2-5 40.0% 2nd half: 4-9 44.4% Game: 6-14 42.9% Rebounds
 FT % 1st Half: 6-8 75.0% 2nd half: 2-4 50.0% Game: 8-12 66.7% 1

Officials: Ivan Booker, Matt Martinez, Ross Collins
 Technical fouls: West Texas A&M-None. Incarnate Word-None.
 Attendance: 225

Score by periods	1st	2nd	Total
West Texas A&M	31	31	62
Incarnate Word	28	38	66

Points	In	Off	2nd	Fast	Bench
	Paint	T/O	Chance	Break	
WTAMU	28	10	22	2	18
UIW	34	20	15	12	11

Last FG - WTAMU 2nd-00:38, UIW 2nd-00:45.
 Largest lead - WTAMU by 8 2nd-19:09, UIW by 5 2nd-00:45.

Score tied - 6 times.
 Lead changed - 14 times.



THE STAT CREW SYSTEM
West Texas A&M Season Box Score (as of Jan 11, 2013)
All games



RECORD:	OVERALL	HOME	AWAY	NEUTRAL
ALL GAMES	10-3	5-1	3-2	2-0
CONFERENCE	2-3	1-1	1-2	0-0
NON-CONFERENCE	8-0	4-0	2-0	2-0

#	Player	gp-gs	min	avg	Total		3-Point		F-Throw		Rebounds				pf	dq	a	to	blk	stl	pts	avg
					fg-fga	fg%	3fg-fga	3fg%	ft-fta	ft%	off	def	tot	avg								
05	SIMS, Donald	13-13	468	36.0	76-109	.697	0-0	.000	31-48	.646	40	67	107	8.2	17	1	10	16	8	18	183	14.1
02	WASHINGTON, Kenno	13-13	397	30.5	50-118	.424	9-28	.321	32-42	.762	11	44	55	4.2	19	0	32	29	1	12	141	10.8
14	DUMARS, Tez	13-9	406	31.2	42-103	.408	19-60	.317	18-26	.692	10	17	27	2.1	19	0	29	14	0	10	121	9.3
32	WHITE, Mason	13-13	349	26.8	43-91	.473	5-21	.238	20-33	.606	15	25	40	3.1	38	2	12	18	0	8	111	8.5
03	JACKSON, Darnell	13-12	463	35.6	34-89	.382	11-27	.407	22-34	.647	11	66	77	5.9	27	0	59	36	3	21	101	7.8
01	DRAYTON, Nate	13-0	137	10.5	28-48	.583	0-0	.000	14-15	.933	19	26	45	3.5	24	0	3	14	3	6	70	5.4
12	JOHNSON, Barry	13-5	257	19.8	20-57	.351	11-41	.268	5-12	.417	7	9	16	1.2	15	0	28	30	0	5	56	4.3
20	ASHMORE, Jordan	11-0	79	7.2	11-22	.500	8-18	.444	5-6	.833	2	7	9	0.8	4	0	0	4	0	3	35	3.2
34	BABLES, Mike	2-0	8	4.0	2-2	1.000	2-2	1.000	0-2	.000	1	1	2	1.0	0	0	0	1	0	1	6	3.0
30	JOHNSON, Deantre	2-0	12	6.0	2-5	.400	0-3	.000	1-1	1.000	0	1	1	0.5	1	0	0	0	0	0	5	2.5
24	MUNOZ, Joseph	2-0	5	2.5	1-3	.333	1-3	.333	0-0	.000	0	0	0	0.0	1	0	1	0	0	0	3	1.5
40	LAMBERT, Tyler	9-0	37	4.1	1-5	.200	0-4	.000	2-2	1.000	1	7	8	0.9	5	0	7	1	1	2	4	0.4
22	WALLER, Kevin	5-0	8	1.6	1-1	1.000	0-0	.000	0-0	.000	2	1	3	0.6	2	0	0	1	0	1	2	0.4
44	HODGE, Barrick	1-0	2	2.0	0-0	.000	0-0	.000	0-0	.000	0	0	0	0.0	0	0	1	0	0	0	0	0.0
Team											27	30	57				7					
Total.....		13	2628		311-653	.476	66-207	.319	150-221	.679	146	301	447	34.4	172	3	182	171	16	87	838	64.5
Opponents.....		13	2626		261-629	.415	80-260	.308	112-164	.683	97	232	329	25.3	211	-	156	179	39	81	714	54.9

Score by Periods 1st 2nd OT Totals



THE STAT CREW SYSTEM
 West Texas A&M Overall Team Statistics (as of Jan 11, 2013)
All games



TEAM STATISTICS	WTAMU	OPP
SCORING	838	714
Points per game	64.5	54.9
Scoring margin	+9.5	-
FIELD GOALS-ATT	311-653	261-629
Field goal pct	.476	.415
3 POINT FG-ATT	66-207	80-260
3-point FG pct	.319	.308
3-pt FG made per game	5.1	6.2
FREE THROWS-ATT	150-221	112-164
Free throw pct	.679	.683
F-Throws made per game	11.5	8.6
REBOUNDS	447	329
Rebounds per game	34.4	25.3
Rebounding margin	+9.1	-
ASSISTS	182	156
Assists per game	14.0	12.0
TURNOVERS	171	179
Turnovers per game	13.2	13.8
Turnover margin	+0.6	-
Assist/turnover ratio	1.1	0.9
STEALS	87	81
Steals per game	6.7	6.2
BLOCKS	16	39
Blocks per game	1.2	3.0
WINNING STREAK	0	-
Home win streak	3	-
ATTENDANCE	6099	3947
Home games-Avg/Game	6-1016	5-774
Neutral site-Avg/Game	-	2-38

Score by Periods	1st	2nd	OT	Totals
West Texas A&M	381	453	4	838
Opponents	361	346	7	714