

WEST TEXAS A&M



WT

2010 FOOTBALL



A CHAMPIONSHIP TRADITION

Over the past five seasons, West Texas A&M has proven that it ranks among not only the very best football teams in the State of Texas, but the Buffaloes rank among the top-10 in the entire nation, as well, based on regular-season winning percentage.

With nearly 50 regular-season victories over that five year span, the Buffaloes' 88.5 winning percentage stands amongst the nation's best. And, only one team in all of Texas has recorded a better regular-season winning percentage than the Buffaloes over that five-year span.

Tough on the road; tough at home. Record-breaking crowds and a string of 10-win regular seasons.

It all adds up to three-consecutive Lone Star Conference championships, four straight NCAA Playoff appearances and five consecutive seasons of post-season play. Over the five seasons that Don Carthel has been the Buffs' head coach, WT has become a perennial football powerhouse.

WINNING PERCENTAGE - NATIONALLY

(Last Five Seasons, Regular Season Only)

School	'05	'06	'07	'08	'09	Total	W/L%
1. Grand Valley State	9-0	11-0	10-0	10-0	10-1	50-1	98.0
2. North Alabama	8-2	10-0	11-0	10-1	10-1	49-4	92.5
3. Boise State	9-3	12-0	10-2	12-0	13-0	56-5	91.8
4. Montana	8-3	10-1	11-0	11-1	11-0	51-5	91.1
5. Ohio State	10-0	12-0	11-1	10-2	9-2	52-6	89.7
6. Northwest Missouri	7-3	11-0	9-1	10-1	10-1	48-6	88.9
7. Texas	12-0	9-3	9-3	11-1	12-0	53-7	88.3
8. West Texas A&M	10-1	10-1	11-0	10-1	6-5	47-8	85.5
9. Florida	8-3	12-1	9-3	11-1	12-0	52-8	86.7
10. USC	12-0	10-2	10-2	11-1	8-4	51-9	85.0

others

TCU	10-1	10-2	7-5	10-2	12-0	49-10	83.1
Penn State	10-1	8-4	8-4	11-1	10-2	47-12	79.7
Oklahoma	7-4	11-2	10-2	11-1	7-5	46-14	76.7
LSU	11-1	10-2	10-2	7-5	9-3	47-13	78.3
Texas Tech	9-2	7-5	8-4	11-1	8-4	43-16	72.9

WINNING PERCENTAGE - TEXAS UNIVERSITIES

(Last Five Seasons, Regular Season Only)

School	'05	'06	'07	'08	'09	Total	W/L%
1. Texas	12-0	9-3	9-3	11-1	12-0	53-7	88.3
2. West Texas A&M	10-1	10-1	11-0	10-1	6-5	47-8	85.5
3. TCU	10-1	10-2	7-5	10-2	12-0	49-10	83.1
4. Tarleton State	7-3	6-4	9-2	8-3	9-2	39-14	73.6
5. Texas Tech	9-2	7-5	8-4	11-1	8-4	43-16	72.9
6. Midwestern State	6-4	9-2	8-3	6-4	9-2	38-15	71.7
7. Abilene Christian	4-6	8-2	0-3	10-0	8-3	30-14	68.2
8. Houston	6-5	9-3	7-5	7-5	9-3	37-22	62.7
9. Texas State	9-2	5-6	4-7	8-4	7-4	33-23	58.9
10. Texas A&M	5-6	9-3	7-5	5-7	6-6	32-27	54.2
11. TAMU-Kingsville	6-3	3-8	3-8	7-4	9-2	28-26	51.9
12. TAMU-Commerce	5-5	6-5	5-6	5-5	5-5	26-26	50.0
13. Sam Houston St.	3-7	6-5	7-4	4-6	6-6	26-28	48.1
14. Angelo State	9-2	3-7	2-8	3-8	6-5	23-30	46.0
15. Texas-El Paso	8-3	5-6	4-8	5-7	4-8	26-32	44.8
16. Stephen F. Austin	5-6	4-7	0-11	4-8	9-2	22-34	39.3
17. Rice	1-10	7-5	3-9	9-3	2-10	22-37	37.3
18. Baylor	5-6	4-8	3-9	4-8	4-8	20-39	34.0
19. Southern Methodist	5-6	6-6	1-11	1-11	7-5	20-39	33.9
20. North Texas	2-9	3-9	2-10	1-11	2-10	10-49	16.9



CONTENTS

Quick Facts/Media Information..... 1
 Kimbrough Memorial Stadium..... 2-3
 WTAMU Recruiting 4

Coaching Staff

Head Football Coach - Don Carthel 6-7
 WTAMU Coaching Records 7
 Assistant Coaches..... 8-11
 Football Support Staff..... 12

Players

Meet The Buffs 13-44
 2010 Rosters..... 14-16
 2010 Season Preview..... 17-19
 Returning Players..... 20-45
 Freshmen 46-48

Opponents

2010 Buff Opponents..... 49-52

2009 Review

2009 Season in Review..... 53-78
 2009 Statistics..... 54-60
 Game-by-Game Reviews 61-72
 The Lone Star Conference 73
 LSC Record Book 74-78

Record Book

WTAMU Football Record Book..... 79-95
 Season-Opening Games 80
 Homecoming Games 80
 All-Time Series Record 80
 Year-By-Year Results 81-83
 Buffalo Letterwinners 84-87
 WTAMU Football Records 88-93
 Year-by-Year Individual Leaders 90-93
 WTAMU Hall of Champions 94
 WTAMU All-America Selections..... 94
 Buffaloes in the Pros 95
 Buffalo Bowl Appearances 96
 Team Awards 96

This is WTAMU

A Look At WTAMU 98-99
 Canyon and Amarillo 100
 About NCAA Division II..... 101
 President Dr. Patrick O'Brien..... 102
 Athletic Director Michael McBroom 103
 WTAMU Athletics Administration 104-105
 Media Information 105-106
 WTAMU Traditions 107
 Buffalo Spirit..... 108-IBC

UNIVERSITY FACTS

Location Canyon, Texas
 Founded 1910
 Enrollment..... 7,770
 President..... Dr. Patrick O'Brien
 Athletic Director..... Michael McBroom
 Senior Assoc. A.D. (SWA) Holly Troth
 Nickname Buffaloes/Bufs
 Colors Maroon and White
 Affiliation..... NCAA Division II
 Conference Lone Star (South)
 Stadium Kimbrough Memorial Stadium
 Surface Synthetic Grass
 Capacity 20,000
 Athletic Department Phone (806) 651-4400
 Ticket Sales Contact..... Misty Hobbs
 Ticket Office Phone Number (806) 651-1414

MEDIA RELATIONS

Associate A.D./FB Contact Kent Johnson
 E-Mail kjohnson@wtamu.edu
 Office Phone (806) 651-4406
 Cell Phone..... (806) 290-4535
 Assistant Director..... Andi Leavitt
 E-Mail aleavitt@wtamu.edu
 Office Phone (806) 651-4430
 SID Fax (806) 651-4409
 Press Box Phone (806) 656-6139
 Web Site www.gobuffsgo.com
 SID Mailing Address..... WTAMU Box 60049
 Canyon, Texas 79016
 Overnight Address 2403 Russell Long Blvd.
 Canyon, Texas 79016

COACHING STAFF

Head Coach..... Don Carthel
 Alma Mater Eastern New Mexico (74)
 WTAMU Record 51-12 (.809, Five Years)
 Overall Collegiate Record . . . 97-58-1 (.626, 14 Years)
 Office Phone (806) 651-4413

Assistant Coaches

Colby Carthel Defensive Coordinator/Inside LB's
 Mike Nesbitt Offensive Coordinator/Quarterbacks
 Billy Best Associate Head Coach/Offensive Line
 Nick Paremski Assistant Head Coach/Secondary
 Joel Hinton Inside Receivers
 Jarrod Hinton Outside Linebackers
 Matt Landers Inside Linebackers
 Brandon Romero Defensive Line
 Jared May Outside Receivers
 Brett Watson Defensive Line
 Devario Dorsey Offensive Line
 Sarah Ramey Strength and Conditioning

FOOTBALL INFORMATION

2009 Overall Record 7-5
 2009 LSC Record 6-3 (4-2 LSC South)
 Starters Returning . . 17 (8 offense, 8 defense, 1 specialty)
 Starters Lost 7 (3 offense, 3 defense, 1 specialty)
 Offensive Formation Spread
 Defensive Formation 3-4
 NCAA Division II Playoff Appearances 4
 NCAA Bowl Record..... 5-0
 First Year of Football 1910
 All-Time Record..... 453-473-22 (.489)



KIMBROUGH MEMORIAL STADIUM

Kimbrough Memorial Stadium has stood as a symbol of pride for West Texas A&M football fans since 1959.

Having celebrated its Golden Anniversary during the 2009 season (the Buffs' contest against Texas A&M-Kingsville on Sept. 26, 2009, marked 50 years to the date that the stadium was dedicated), the stadium boasts the largest seating capacity of any on-campus football facility in NCAA Division II, seating 20,000 fans in its unique, bowl shaped surroundings.

Originally known as the Buffalo Bowl, the facility was renamed Kimbrough Memorial Stadium in 1971 in honor of the late WT football coach and athletic director Frank Kimbrough.

The location, just off Interstate 27 on the Amarillo-Canyon Expressway, was chosen for its ground features that made a bowl-like construction easier for the Neil Singleton Construction Company of Amarillo. The \$700,000 financing was handled, in part, by donated money from boosters desiring to replace the old 7,000 seat, on-campus structure that occupied land where the Jack B. Kelley Student Center, Killgore Research Center and Cornette Library now stand.

Its east-side chair back section, which was the original home side, had power outlets every two seats affording fans power for electric blankets, radios, coffee pots, and even the new portable television sets.

The stadium's dedication in 1959 served as the centerpiece for the University's 50th anniversary celebration and was attended by U.S. Sen. Lyndon B. Johnson, U.S. Representative Walter Rogers, members of the Board of Regents of Texas State Teachers Colleges, and delegates from about 40 colleges and universities across the Southwest.

The first game ever played in the Bowl was against longtime Border Conference rival University of Arizona. A crowd of 11,000 fans saw the Wildcats defeat Coach Clark Jarnigan's young Buffs, 7-6, when freshman quarterback Corky Dawson was stopped in his attempt to run for two points. The point-after attempt came after Dawson had scored the Buffs' first touchdown in the new stadium on a 10-yard keeper. The first victory by WTAMU in the new stadium was a 34-21 decision over Drake on Halloween in 1959.

The 100th game in the stadium saw the Buffs defeat

Indiana State, 31-20, on Oct. 29, 1977, while the 200th game played at Kimbrough saw WT defeat Angelo State, 37-7 on Oct. 3, 1998.

In 2005, 22,993 fans packed Kimbrough Memorial Stadium on Oct. 8 to watch the Buffs defeat rival Eastern New Mexico in overtime, 52-51, to claim the Wagon Wheel Trophy and their first conference championship since 1986.

The largest crowd to ever see a contest at Kimbrough Memorial occurred on Oct. 13, 2007, when 23,276 fans packed the historic stadium to see WT defeat Eastern New Mexico, 62-31.

The stadium received a major overhaul when a new synthetic grass surface known as Field Turf was installed in 2003, replacing the original Bermuda-grass field.

The Buffs have led the nation in Division II total attendance in four of the last five seasons under Coach Carthel, averaging just under 14,000 fans per regular-season home contest during the 2005 campaign, 12,049 fans per game during the 2007 season and 11,896 per contest in 2008, including crowds in excess of 22,000 packing the historic bowl during that time.



KIMBROUGH MEMORIAL STADIUM RECORDS

Overall WTAMU Record at Kimbrough Memorial	141-119-3
First Game	Sept. 26, 1959 (Arizona 7, WTAMU 6)
First WTAMU Win	Oct. 31, 1959 (WTAMU 34, Drake 21)
50th WTAMU Win	Nov. 22, 1973 (WTAMU 49, Louisville 23)
75th WTAMU Win	Nov. 13, 1982 (WTAMU 30, New Mexico State 28)
100th WTAMU Win	Sept. 23, 1995 (WTAMU 38, SW Oklahoma St. 21)
100th Game	Oct. 29, 1977 (WTAMU 31, Indiana State 20)
200th Game	Oct. 3, 1998 (WTAMU 37, Angelo State 7)
250th Game	Oct. 15, 2007 (WTAMU 45, Texas A&M-Commerce 14)
Most Points Scored by WTAMU	75 vs. Azusa Pacific (Sept. 13, 2008)
Largest Attendance	23,276 on Oct. 13, 2007 (WTAMU 62, Eastern New Mexico 31)
Largest Homecoming Crowd	23,276 on Oct. 13, 2007 (WTAMU 62, Eastern New Mexico 31)

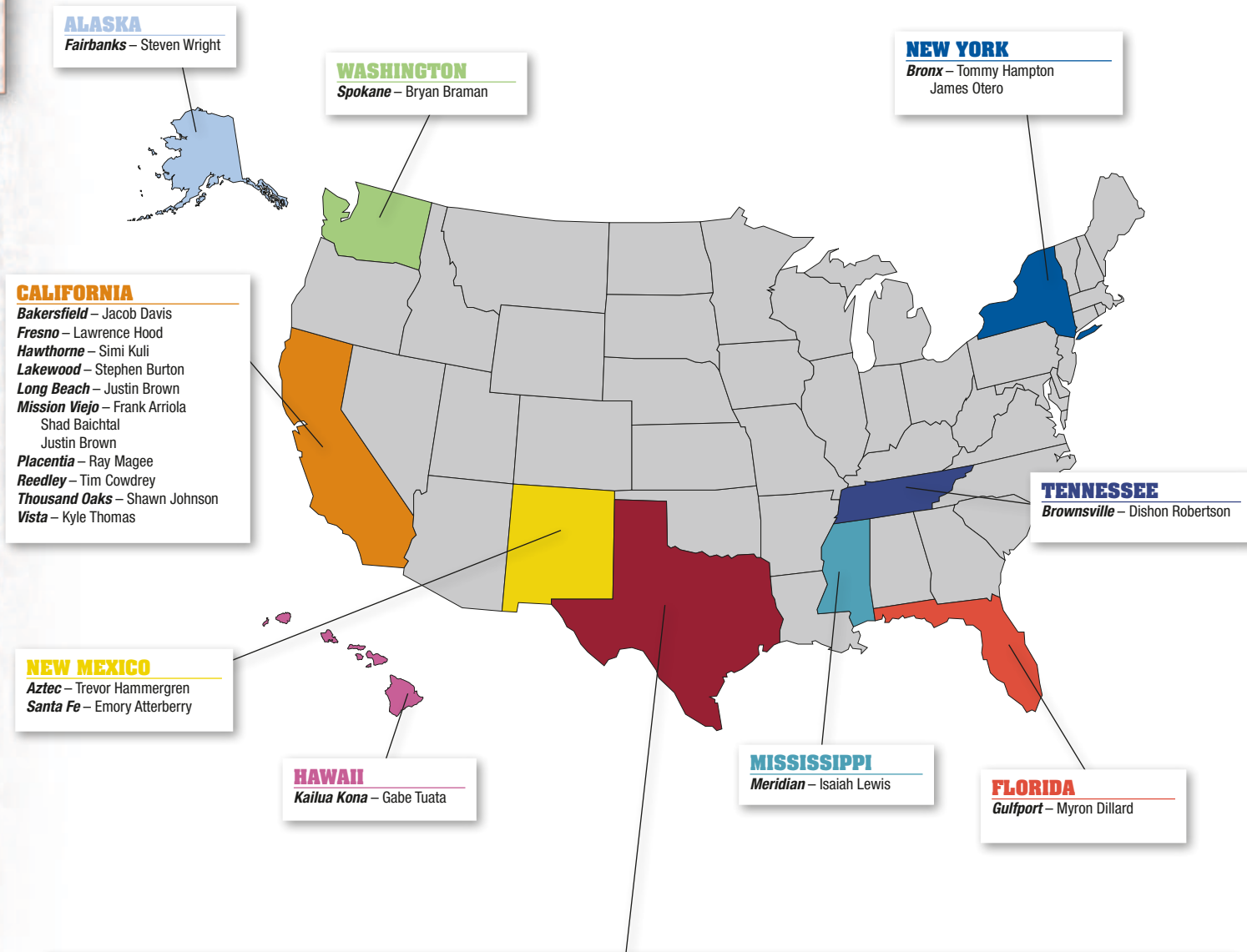
TEXAS UNIVERSITIES' AVERAGE ATTENDANCE - DIVISION I-AA AND II

SCHOOL	2005	2006	2007	2008	2009	FIVE-YEAR TOTAL/AVG.
Texas State	12,875	12,886	11,408	11,225	12,248	60,642 / 12,128
West Texas A&M	13,089	10,637	12,421	11,896	8,843	56,886 / 11,377
Sam Houston State	9,268	9,469	9,627	10,076	5,369	43,809 / 8,761
Stephen F. Austin	8,472	7,686	8,480	8,577	11,110	44,325 / 8,865
Abilene Christian	6,957	9,001	8,008	8,796	9,061	41,823 / 8,365
Texas A&M-Kingsville	8,046	6,480	6,520	7,949	11,155	40,150 / 8,030
Midwestern State	6,277	6,053	7,138	7,478	6,671	33,617 / 6,723
Angelo State	9,483	4,358	6,674	5,130	6,202	31,847 / 6,369
Tarleton State	4,561	5,540	5,555	5,392	5,315	26,363 / 5,273
Incarnate Word	dnp	dnp	dnp	dnp	2,929	2,929
Texas A&M-Commerce	1,650	2,797	1,666	1,702	3,410	11,225 / 2,245



WTAMU RECRUITING

THE BUFFALOES HAIL FROM NINE STATES



<p>TEXAS Aldine – Tyson Williams Amarillo – Nathan Chestnut Tanner Dennis Tae Evans Aaron Mullane Todd Phillips Anthony Scott Travious Shanklin Dan Sherwood Arlington – Brian Johnson Justin Reeves Austin – Kendrick Cutsinger Mark Okoro Bandera – Brandon Hicks</p>	<p>Beaumont – Thaddeus McCray Michael Zoch Belton – Kyle Voss Big Spring – Sidney Parker Brazoria – Tramicah Young Bryan – Sam Scholl Canadian – Alex Reyes Danny Reyes Canton – Grant Franklin Canyon – Shaun Wesley China Spring – Daric Gorton Corpus Christi – Dustin Vaughan</p>	<p>Crosby – Caleb Randolph Crowley – Drew Graham Dallas – Dwight Morrison Tony Scott Denver City – Brittan Golden DeSoto – Servell Dandridge Diana – Derrick Peoples Elgin – D.J. Ross Flower Mound – Chris Olson Rashad Sanders Floydada – Aarrhon Flores Groesbeck – Marc Waller Houston – David Christmas Curtis Jefferson Curtis Slater</p>	<p>Humble – Ronnie Hodges Killeen – David Grant Terrence Harris Jordan Smith Craig Watts Lancaster – John Simpson Justin Williams Lewisville – Tanner Marsh Lubbock – Lance Ratliff Jeremy Watson Meridian – Torrence Allen Mesquite – Luke Halpin Midland – Landon Forga Mineral Wells – Kelvin Thompson</p>	<p>Mission – Sergio Castillo Nazareth – Zane Farris Quanah – Tevin Mitchell Red Oak – Taylor McCuller Rotan – Levi Sparks San Antonio – Maurice Caldwell Tarin Lee Hector Rodriguez William Thornton Schertz – Kendrick Geyen Shallowater – Andrew Morris Sulphur Springs – John McSheffery Tahoka – Jay Tillman</p>	<p>Texarkana – Hayden Rybiski Tyler – Jonathan Hatton Uvalde – Steve Smith Waxahachie – Kevin McCluskey West Columbia – Drew Jones Whitesboro – Taylor Harris Wolfforth – Aaron Wampler</p>
--	--	--	--	--	--

COACHING & SUPPORT STAFF

HEAD COACH DON CARTHEL
PAGES 6-7

ASSISTANT COACHES
PAGES 8-11

SUPPORT STAFF
PAGE 12



DON CARTHEL

HEAD COACH

SIXTH SEASON

EASTERN NEW MEXICO '74

To say that Don Carthel has elevated the West Texas A&M football to that of national prominence would be an understatement. What Carthel has accomplished over the past five seasons at WTAMU is simply amazing, having taken a program that had won just seven games over the previous four years combined and guide it to five winning seasons, five consecutive post-season appearances, four successive NCAA Division-II playoff appearances, four LSC South Division titles, three-consecutive Lone Star Conference Championships - and 51 victories.

In 2009, playing a schedule that featured six nationally-ranked opponents and twice playing the nation's then-top-ranked team, Carthel rallied an injury-riddled squad from a 1-5 start to six consecutive wins - posting a 7-5 mark and the school's first bowl appearance (a 31-25 Kanza Bowl victory over Nebraska-Omaha) since the 1967 season.

In 2005, during his first season in Canyon, Carthel and the Buffs surprised everyone, as, after having been picked to finish last in the LSC preseason poll, as they registered a 10-1 regular season record and captured the school's first Lone Star Conference Championship in 19 years. Excitement surrounding Carthel's program was evident as attendance soared, with a regular-season average of over 14,000 fans per game at Kimbrough Memorial Stadium. In addition to garnering local praise from alumni and area media outlets, Carthel was honored by his peers as the 2005 Lone Star Conference Coach of the Year.

Following that breakout campaign there was still work to be done as Carthel set out in 2006 to let the LSC and the rest of NCAA Division II know that WT's 2005 success was no fluke. The Buffs left little doubt, as they posted an 11-2 season and became the first squad in school history to claim back-to-back outright conference championships. In addition, WT notched another 'first' in the school record book as it claimed the program's first-ever NCAA Division II playoff victory with a 30-27 overtime win over Abilene Christian. After leading the country in Division II average attendance the previous year, Buff fans again came out in droves, helping WT rank first, nationally, in total attendance.

That only set the stage for what was to come during the 2007 campaign, as the Buffs confidently went about amassing the school's first-ever undefeated regular season, going 11-0 to claiming a third-straight Lone Star Conference championship and advance two rounds into the NCAA post-season playoffs.

Another 11-win, record shattering campaign followed in 2008, as the Buffs again were among the biggest draws in NCAA Division II. That season saw Carthel's squad set no fewer than 15 team, 21 individual, 26 LSC and eight NCAA playoff records.

But this isn't the first taste of success for the Friona, Texas, native, as he has enjoyed several successful coaching stops during his career, including time at LSC-rival Eastern New Mexico, the University of Texas-El Paso

and the University of Dubuque.

Carthel graduated from ENMU with a bachelor's degree in Physical Education and a minor in Mathematics in 1974, then obtained his master's in Physical Education in 1975. He played center for the Greyhounds from 1970-73, helping ENMU to a No. 17 NAIA ranking his senior season. In addition to his efforts on the gridiron, Carthel also threw discus for ENMU's 1974 national championship squad.

In 1975, Carthel began his coaching career at Floydada High School, serving as the defensive coordinator under Hall of Fame coach L.G. Wilson. He helped lead the Whirlwinds to district championships in both 1975 and 1976.

In 1977, Carthel moved up to the collegiate ranks, beginning at NCAA Division-III Dubuque University (Iowa). He was assistant head coach/defensive coordinator for the Spartans from 1977-79 and helped turn around a program that had won just three games over the previous four years. Carthel helped lead Dubuque to back-to-back Iowa Intercollegiate Athletic Conference (IAC) championships in 1978 and 1979, as well as the NCAA Division III playoffs. During 1979, Dubuque was undefeated and ranked No. 3 in the country.

Carthel returned to the high school ranks in 1980, serving as defensive coordinator at Fort Worth's Boswell High School.

One season later, at the age of 28, Carthel became the youngest head coach in the country when he took over at Lubbock Christian College (now Lubbock Christian University), a position he held from 1981-82.

Carthel then moved on to become an assistant coach at the University of Texas-El Paso (UTEP) from 1983-84 before returning to his alma mater to serve as head coach from 1985-91.

While head coach at ENMU, Carthel helped the Greyhounds make the transition from NAIA to NCAA Division II, becoming one of the top programs in the LSC. In 1985, during Carthel's first year at the helm, the Greyhounds faced Texas A&I (now Texas A&M University-Kingsville) in the season finale for a share of the LSC title. Despite narrowly losing that game, 21-17, the Greyhounds surged to the top of the LSC, claiming the conference crown in 1991 and becoming the first team outside of Texas to win the LSC championship in the conference's 59 years of football.

Carthel compiled a 44-28-1 (.610) ledger in his seven years at ENMU, winning seven or more games in five of his seven seasons, including opening the 1987 season with a 9-0 record and tying the school record for victories in a season. In five of Carthel's seven years, the Greyhounds were ranked in the Division II Top 20 poll. In 2001, Carthel was honored with the induction into the ENMU Hall of Fame.

In January, 1992, Carthel resigned from coaching to return to Friona, where he farmed, raised his family



CARTHEL'S COACHING FILE

COACHING HISTORY

1975-76	Floydada High School Defensive Coord.
1977-79	University of Dubuque (Iowa) Asst. Head Coach/Def. Coord.
1980	Ft. Worth Boswell High School Defensive Coord.
1981-82	Lubbock Christian College Head Coach
1983-84	Texas at El Paso Offensive Line/Special Teams
1985-91	Eastern New Mexico Head Coach
1992-2001	Retired/Farming/Friona School Board
2001-2004	Abilene Christian Volunteer Coach
2004-05	Amarillo Dusters Head Coach/General Manager
2005-09	West Texas A&M Head Coach

COLLEGIATE HEAD COACHING RECORD

1981	Lubbock Christian (NAIA)	2-8
1982	Lubbock Christian (NAIA)	0-10
1985	Eastern New Mexico	5-5
1986	Eastern New Mexico	8-3
1987	Eastern New Mexico	9-2
1988	Eastern New Mexico	2-8
1989	Eastern New Mexico	7-3
1990	Eastern New Mexico	6-4
1991	Eastern New Mexico	7-3-1
	LSC Champions	
2005	West Texas A&M	10-2
	LSC Champions/NCAA Playoffs	
2006	West Texas A&M	11-2
	LSC Champions/NCAA Playoffs	
2007	West Texas A&M	12-1
	LSC Champions/NCAA Playoffs	
2008	West Texas A&M	11-2
	NCAA Playoffs	
2009	West Texas A&M	7-5
	NCAA Playoffs	

Career Collegiate Coaching Record 97-58-1



and served on the Friona school board for the next nine years. However, Carthel could not stay away from coaching and, in 2001, became a volunteer coach at Abilene Christian.

During that time, his son, Colby, was a standout linebacker at Angelo State University, leading the Rams to the LSC South title in 1999. The younger Carthel would join the ACU staff in 2000 as the recruiting coordinator and defensive line coach. In Abilene, father and son enjoyed their first coaching stint on the same sideline, a scenario that would repeat itself in 2006 when Colby joined the WT football staff as the Buffs' defensive coordinator.

The elder Carthel coached at ACU until 2004, when he was named the head coach and general manager of the Amarillo Dusters in their inaugural season in the Intense Football League (IFL). Amarillo posted a 15-3 record under Carthel and won the IFL Championship. Carthel resigned from the Dusters three games into the 2005 season to take the reins at West Texas A&M.

Carthel received honors from the Panhandle Sports Hall of Fame after the Buffs' sensational 2005 season. In addition, Carthel has garnered the Coach of the Year award from the IFL, as well as being named to the Panhandle Sports Hall of Fame in 2004 for leading the Dusters to the IFL crown. That honor accompanies his 1991 Panhandle Sports Hall of Fame Honor for leading the ENMU football program to the LSC Championship.

Born in Dimmitt, Texas, Carthel was raised in Friona, where as a child, he and his brothers found rides to Canyon to watch WT football and basketball games.

Carthel and his wife, the former Cindy Phillips, of Farwell, Texas, have two adult children, Colby and Courtney. Colby continues to accompany his father on the sidelines as WTAMU's defensive coordinator and is married to Sarah (Butler) Carthel, an All-American volleyball player for the WTAMU Lady Buffs and current assistant for



DON AND CINDY CARTHTEL



CARTHTEL'S GRANDCHILDREN - KYLIE, KYLER AND KELTON.

the WTAMU volleyball program. Courtney is married to Andrew Burgoon, principal at Canyon ISD's City View Elementary, and they have twin daughters, Kylie and Kyler, and a son, Kelton.

TOP-10 BUFFALO COACHES BY VICTORIES (min. of 30 games coached)

Coach	Wins	Years	Overall Record
1. Joe E. Kerbel	68	1960-1970	68-42-1
2. Frank Kimbrough	54	1947-1957	54-52-2
3. Don Carthel	51	2005-Pres.	51-12
4. Alfred Baggett	35	1933-1939	35-28-5
5. Bill Yung	26	1977-1981	26-27-2
6. Stan McGarvey	25	1997-2001	25-30
7. Gene Mayfield	24	1971-1976	24-39-2
8. Samuel D. Burton	22	1921-24, 31-32	22-24-4
9. Bill Kelly	18	1985-1987	18-13-1
10. W.A. "Gus" Miller	16	1942-1946	16-15

TOP-10 BUFFALO COACHES BY WINNING PCT. (min. of 20 games coached)

Coach	Years	Dates	Record	Win %
1. Don Carthel	5	2005-Pres.	51-12	81.0
2. Jack C. Curtice	2	1940-1941	15-5	75.0
3. Joe E. Kerbel	11	1960-1970	68-42-1	61.7
4. Bill Kelly	3	1985-1987	18-13-1	57.8
5. Alfred Baggett	7	1933-1939	35-28-5	55.1
6. Frank Kimbrough	11	1947-1957	54-52-2	50.9
7. Bill Yung	5	1977-1981	26-27-2	49.1
8. Morris Stone	3	1994-1996	15-17	46.9
9. Douglas A. Shirley	5	1913-1917	14-16-1	46.8
10. Stan McGarvey	4	1997-2001	25-30	45.5



WITH A WON-LOST PERCENTAGE OF 81.0% OVER HIS FIRST FIVE SEASONS, DON CARTHTEL IS THE WINNINGEST FOOTBALL COACH IN WTAMU HISTORY.

ASSISTANT COACHES

COLBY CARTHEL DEFENSIVE COORDINATOR

FIFTH SEASON

RECRUITING AREA: GREATER SAN ANTONIO AREA



Now in his fifth season with the WTAMU football staff, defensive coordinator Colby Carthel has overseen the development of a Buffalo defensive unit that has held four opponents scoreless and five teams to three points or less over the past three seasons.

In 2009, Carthel's defensive unit held two opponents to less than 200 yards in total offense, while individually, defensive end Eugene Sims earned AFCA all-America honors as well as being selected as LSC Defensive Lineman of the Year, as well as being taken in the sixth round of the 2010 NFL draft by the St. Louis Rams.

In 2008, Carthel oversaw the development of line-backer Jared Brock who was a 2008 AFCA all-America selection, as well as earning LSC South Linebacker of

the Year accolades. During 2007, lineman Brandon Swain earned first-team Little All-America honors, as well as being named LSC Defensive Lineman of the Year under Carthel's direction.

Carthel joined the Buffs coaching staff after spending the previous six seasons as the defensive line coach and recruiting coordinator at LSC-rival Abilene Christian University. During his time in Abilene, Carthel enjoyed his first stint coaching alongside his father, Current WT head coach Don Carthel, when the elder Carthel served as a volunteer coach for the Wildcats from 2000-2004.

While at ACU, Carthel's defensive linemen earned numerous honors, including 13 All-Lone Star Conference and four All-Region selections. Clayton Farrell excelled under Carthel at ACU, nabbing All-LSC honors three times, in addition to being selected as an all-America and twice selected as LSC Defensive Lineman of the Year. Another player personally recruited to ACU by Carthel, Danieal Manning, was a three-time all-American at the school and was recently drafted as the Chicago Bears No. 1 pick in the 2006 NFL Draft.

Prior to his coaching career at ACU, Carthel was a standout player at Angelo State, where he was a starting middle linebacker. As a senior in 1999, Carthel helped lead the Rams to the LSC South Championship by recording 59 tackles, four sacks and one fumble recovery.

At ASU, Carthel earned Lone Star Conference Player of the Week honors once in addition to being selected Academic All-LSC on three occasions. He also competed in track and field as a four-year letterwinner in the discus at Angelo State, finishing fourth at the LSC Championships in the event as a senior.

A standout in both football and track at Friona (Texas) High School, Carthel helped guide the Chieftains to their first district football title in 29 years as a senior. In track & field, Carthel finished fourth at the state meet in the discus, with a school-record throw of 171-11, a record previously held by his father.

Carthel graduated from Angelo State in 2000 with his bachelor's degree in Biology. Carthel is married former West Texas A&M All-American volleyball player and current WT assistant volleyball coach, Sarah Butler and the couple resides in Canyon.

MIKE NESBITT OFFENSIVE COORDINATOR

FOURTH SEASON

RECRUITING AREA: GREATER HOUSTON AREA/
NORTHERN CALIFORNIA JUCO'S



Entering his fourth season with the West Texas A&M football staff, Mike Nesbitt begins his initial season as the program's offensive coordinator.

During the 2009 season, Nesbitt oversaw the programs receiving corps. Under his tutelage, WT receivers caught 355 passes for 4,251 yards, the third-highest receiving yardage total in WT history.

In 2008, Nesbitt oversaw the development of current Carolina Panther receiver Charly Martin, who broke 23 individual WT, Lone Star Conference and NCAA receiving marks. For the year, Martin grabbed 95 passes for 1,867 yards and 22 TDs, nationally, in total offense, averaging 352.6 yards per game. During 2007, Nesbitt-developed receivers Martin and

A.J. Ruffins combined for 114 receptions, 1,546 yards and

20 TDs. Additionally, Martin received all-America honors.

No stranger to championship-caliber football, Nesbitt was the offensive/recruiting coordinator for Blinn College in Brenham, Texas. During his two seasons at Blinn, he helped the Buccaneers post an impressive 19-3 record that included the 2006 NJCAA National Championship. During that 2006 championship season, the Buccaneer offense finished 10th, nationally, in total offense, averaging 352.6 yards per game. During that time, Nesbitt coached 10 players to all-conference honors and two to All-America accolades.

Before his move to Brenham, Nesbitt was the offense line, running backs and kicking coach at Howard Payne University. During his four seasons with the Yellow Jackets, the team recorded a 30-10 mark and its offense ranked among the top units in both the American Southwest Conference and the country. Six players earn all-conference honors, while one of the team's kickers garnered All-America praise under Nesbitt's guidance.

His other coaching experience includes a stop at Western New Mexico, where he was the quarterbacks, wide receivers and special teams coach. In addition, Nesbitt has coached at both the New Mexico Class 5A and 4A levels.

As a player, Nesbitt lettered for the University of New Mexico, where he served as punter from 1991-1993. Among his playing accolades is a single-season punting average of 45.0, ranking third in the nation that year and placing second in the UNM record book. In addition, Nesbitt led the nation in net punting as a senior, with an average of 41.9 yards per kick. For his on-and-off the field accomplishments, Nesbitt was honored as the 1993 Male Athlete of the Year by the Albuquerque Sports Hall of Fame, in addition to earning second team All-WAC attention.

After concluding his collegiate career at UNM, Nesbitt spent time in the NFL as a punter with the New Orleans Saints and Minnesota Vikings organizations. He then returned to UNM where he received his bachelor's degree in 1996.

Nesbitt and his wife, Camille, have one son, Gavin.



ASSISTANT COACHES

BILLY BEST

**ASSOCIATE HEAD COACH/OFFENSIVE LINE
FIFTH SEASON**

RECRUITING AREA: CENTRAL TEXAS/MISSISSIPPI JUCO'S



A key to the success of the WT passing game is its offensive line. The person charged with overseeing that unit is associate head coach Billy Best, now in his fifth season with the Buffalo coaching staff.

Over the past three seasons, the Buffalo offensive line has provided protection for a unit that has led the nation in passing while ranking among the top three, nationally, in total offense. Over those three seasons, the Buffs have allowed just 61 QB sacks in 1,858 passing attempts. Individually, linemen J'Marcus Webb, Devario Dorsey, Tommy Crowley and Pat Schwenke earned first team all-Lone Star Conference honors under Best's guidance, with Webb earning several all-America mentions as well as having been selected in the seventh round of the 2010

NFL draft by the Chicago Bears. The 2006 season saw Best assist in the production of three All-LSC offensive linemen.

Prior to joining WTAMU, the Rayville, La., native spent two seasons as the offensive coordinator at Ranger College in Ranger, Texas, where he also handled recruiting duties. As recruiting coordinator at Ranger, Best oversaw the transition of new players into the program and many outbound players into the systems of four-year institutions. Best has also coached at the high school level in Louisiana, spending time at Farmerville, Bolton and Delhi High Schools.

Best played collegiate football at Millsaps College and the University of Louisiana-Monroe, earning his bachelor's degree in Health and Human Performance from ULM in 2001. He received his master's from WTAMU in 2007.

Best and his wife, Jennifer, a registered nurse, reside in Canyon with their dogs, Boudreaux and Rocky.

NICK PAREMSKI

**ASSISTANT HEAD COACH/SECONDARY/
RECRUITING COORDINATOR**

FIFTH SEASON

RECRUITING AREA: D/FW HIGH SCHOOLS/SOUTHERN CALIFORNIA AND TEXAS JUCO'S



Now in his fifth season with the West Texas A&M football program, Nick Paremiski serves in the combined roles as the team's assistant head coach, secondary coach and recruiting coordinator.

Paremiski's secondary units have ranked among the Lone Star Conference leaders in passing efficiency defense (the 2007 unit ranked 17th nationally), while, individually, he has developed the talents of Darnell Johnson, Arseel Shakoor, Bret Jones, Cashmin Thomas, Tae Evans and Curtis Jefferson, all of whom garnered various post-season accolades.

In 2006, Paremiski helped a pair of Buff defensive backs garner All-LSC honors as WT claimed its second straight LSC Championship.

Prior to arriving in Canyon, Paremiski spent two seasons at Lone Star Conference rival Texas A&M-Kingsville, where he helped the Javelinas capture the 2004 LSC Championship and an NCAA Division II playoff berth.

Under Paremiski's tutelage, three TAMUK defensive backs earned All-LSC recognition including Michael Bragg, who captured first team All-LSC and Daktronics All-Southwest Region honors following the 2004 season. Bragg, who originally signed a professional contract with the New York Giants, currently plays for the Kansas City Chiefs.

As a team, the Texas A&M-Kingsville secondary was impressive in 2005, as they limited opponents to 171.5 yards a game, ranking second in the Lone Star Conference.

Paremiski has been associated with winning football throughout his career. Prior to his tenure at TAMUK, Paremiski coached at Holmen (Wisc.) High School and helped lead the defensive unit to a school record for interceptions in 2002. In addition, Paremiski was a part of the successful coaching staff that won two consecutive Mississippi Valley Conference Championships in 2002 and 2003.

Paremiski earned his bachelor's degree in Business Administration from the University of Wisconsin-La Crosse and holds a master's of Business Administration from Texas A&M-Kingsville.

Nick and his wife, Krista, reside in Amarillo and are the parents of a son, Huston.



ASSISTANT COACHES

JARROD HINTON OUTSIDE LINEBACKERS

THIRD SEASON

RECRUITING AREA: D/FW HIGH SCHOOLS/ ARIZONA JUCO'S



Now in his third season with the West Texas A&M coaching staff, Jarrod Hinton is in his second season working with the Buffs' outside linebackers.

A native of Kerrville, Texas, Jarrod was a wide receiver and defensive back for the Kerrville Tivy HS football team, as well as being an all-state baseball player. He graduated from Tivy HS in 2004.

Hinton earned his Bachelor's in Education from Baylor in 2008. While at Baylor, he was a student assistant/equipment manager for the Bears' football team under head coach Guy Morriss.

Upon completion of his undergraduate degree, he came to WTAMU in the fall of 2008 as a graduate assistant coach and since that time has worked with various aspects of the Buffs' program. He assisted with the secondary unit in 2008, before switching his focus to the outside linebackers in 2009.

Hinton earned his Master's of Science in Interdisciplinary Studies from WT in the spring of 2010. He and his wife, the former Michelle Anstett of Las Vegas, Nev., were married this past June.

JOEL HINTON INSIDE RECEIVERS

THIRD SEASON

RECRUITING AREA: NORTH TEXAS/ KANSAS JUCO'S



Joel Hinton is in his third season on the West Texas A&M coaching staff, and his second as the inside receiver's coach.

A native of Kerrville, Texas, Joel played football and baseball at Kerrville Tivy High School. As a two-way starter for the Antlers he helped lead them to two class 4A regional finals appearances in the playoffs.

Hinton graduated from Baylor in 2008 with a degree in physical education. While at Baylor, he was a student assistant/manager for the Bears' football team, working with Guy Morriss' coaching staff for four years. While at Baylor, Hinton learned the intricacies of the Air Raid offense under former Buffalo offensive coordinator Lee Hays.

Upon completion of his undergraduate degree, he came to WT in the fall of 2008 as a graduate assistant coach and he took over the Inside receiver's coaching responsibilities in the fall of 2009.

Hinton completed his Master's of Science in Interdisciplinary Studies from WT in the spring of 2010. He is married to his wife, the former Jessica Sanderson of Robinson, Texas. She teaches special education and coaches volleyball and softball at Amarillo (Texas) Caprock High School.



ASSISTANT COACHES

DEVARIO DORSEY

OFFENSIVE LINE

SECOND SEASON



Former Buffalo offensive line standout Devario Dorsey serves as a graduate assistant and is in his second season as a member of the WT football staff. He will again work with WT's offensive line unit.

Dorsey was a two-year starter at right guard for the Buffs from 2007-08, earning second-team all-Lone Star Conference honors following his senior campaign. He also played in the 2009 Cactus Bowl.

Dorsey played offensive tackle at East Mississippi JC for two years. He rated second on the team in pancake blocks while also grading out as the best lineman in every game by his coaches. He was honored as second team all-State and was invited to play in the JUCO All-Star game.

Dorsey played football for just one season at Corinth (Miss.) HS and helped the team compile a 10-2 record

Born in Corinth, Miss., he is a 2010 graduate of WTAMU, having received his bachelor's degree in Sports & Exercise Sciences.

JARED MAY

OUTSIDE RECEIVERS/QUARTERBACKS

SECOND SEASON

RECRUITING AREA: HOUSTON



May returns to the WT football staff, where his attentions will be focused on the quarterback position.

During 2008-09, he served as inside receivers coach at Stephen F. Austin, helping lead them to a 2009 FCS Playoff berth and a Southland Conference championship. During his time with the Lumberjacks, May helped develop SFA's single-season receptions leader, as well as help guide an offensive attack that recorded 11 40-plus point scoring performances.

He previously served as a graduate assistant at WTAMU during the 2007 campaign, where he oversaw the development of the Buffaloes' tight ends. In that capacity, he worked with WT all-American honoree Kolo Kapanui.

In 2006, he served as a graduate assistant at his alma mater, Hardin-Simmons, helping the Cowboys to a 9-2 record. As a player at HSU, he was a two-time (2004, 2005) all-American Southwest Conference selection as a wide receiver and kick return specialist. He earned second-team all-America honors in 2004 and 2005, as well.

A native of Hamlin, Texas, May earned his bachelor's degree in Physical Education from Hardin-Simmons in 2005.

BRETT WATSON

DEFENSIVE LINE

SECOND SEASON

RECRUITING AREA: TEXAS PANHANDLE/OKLA./KANSAS



Perryton, Texas, native Brett Watson is in his second season as a member of the Buffaloes' football coaching staff, where he serves as a graduate assistant, aiding in the development of the defensive line.

In addition to his football duties, Watson has also assisted in the Buffs' strength & conditioning program, as well.

A former defensive lineman for the Buffs, Watson had a promising career halted due to a series of injuries. From 2006-07, Watson registered 21 tackles, including 6.5 coming behind the line of scrimmage. He also registered 5.5 sacks over his two seasons of action.

A 2005 graduate of Perryton (Texas) HS, Watson was a 2004 honorable mention all-State selection. He helped

lead the Rangers to a pair of District 1-3A titles during his prep career.

Watson is a 2009 graduate of WTAMU, having received his bachelor's degree in Sports & Exercise Sciences.

MATT LANDERS

INSIDE LINEBACKERS

SECOND SEASON

RECRUITING AREA: SOUTH PLAINS; BIG COUNTRY



Now in his second season as a graduate assistant with the WT football staff is inside linebackers coach Matt Landers.

A native of Hurst, Texas, Landers played football, as well as golf, at Hurst's L.D. Bell High School.

Landers attended Howard Payne University in Brownwood, Texas, from 2005-09. While with the Lions, he was a member of the football staff, coaching the Lions' defensive line. He earned his Bachelors' of Arts in Communications from HPU in 2009.

While at West Texas A&M, Landers is pursuing his Master's in Sports Management.

BRANDON ROMERO

DEFENSIVE LINE

THIRD SEASON

RECRUITING AREA: EAST TEXAS



Romero is in his third season with the WT football program, having joined the Buffaloes prior to the 2008 campaign, where he has focused his efforts on the Buffs' defensive line.

Romero spent the 2004 season as an offensive lineman at Hiram College, in Hiram, Ohio.

From 2002-03, he was a successful offensive lineman at Corsicana, Texas' Navarro College.

A 2002 graduate of Lumberton (Texas) HS, Romero enjoyed a solid prep career with the Raiders.


Born in Amarillo, Romero was raised in Lumberton. He is a 2009 graduate of WTAMU, having received his bachelor's degree in Political Science. He lives in Canyon and is currently pursuing his Master's Degree in Sports

Management, with an anticipated graduation of May 2011.



AARON ASKREN

VIDEO



MAURICE LANE

RUNNING BACKS



PAT MCCOY

OFFENSIVE LINE




JACOB TORBERT

LINEBACKERS



ERIC WHITE

WIDE RECEIVERS



JOHN WHITFIELD

LINEBACKERS/VIDEO

SUPPORT STAFF

SARAH RAMEY STRENGTH & CONDITIONING FOURTH YEAR AT WEST TEXAS A&M



Sarah Ramey is now in her fourth season as the strength & conditioning coach at WTAMU. Ramey works with WT student-athletes in all sports in the areas of strength training and physical conditioning, the benefits of which can be seen in the numerous honors and team championships which WT has garnered during her tenure at WT, as well as by her being recognized as the 2009 recipient of the Samson Equipment Strength & Conditioning Coach of the Year Award, as given by American Football Monthly.

From 2003-06 she served as an assistant strength and condition coach at the University of Colorado. In that capacity, she worked with the school's football, volleyball, women's soccer and alpine skiing squads. In addition, Ramey also is a registered yoga instructor and taught yoga classes at Colorado.

Prior to her stint at Colorado, Ramey worked for one year as a graduate assistant coach at Kansas State, where she earned her master's degree in Kinesiology in August of 2004. Before attending KSU, Ramey took on a five-month internship with Mike Boyle Strength and Conditional in Winchester, Mass.

During her collegiate days, Ramey was a three-year volleyball letter winner at Wichita State where she played middle blocker and right side hitter for the Shockers. She earned the Missouri Valley Academic Excellence Award in 2000 and maintained a 3.83 GPA while graduating with a degree in Exercise Science in May of 2002.

No stranger to the West Texas region, Ramey lived in Hereford, Texas, for five years and helped guide Hereford High School to the 1996 State Volleyball Championship, before graduating from Andover High School in Andover, Kansas.



DR. DAVID RAUSCH FACULTY ATHLETIC REPRESENTATIVE 12TH YEAR AT WEST TEXAS A&M



Rausch has served as WTAMU's Faculty Athletics Representative (FAR) since January, 2003, promoting academic integrity in intercollegiate athletics and to promote institutional control of athletics.

As Faculty Athletics Representative, Rausch represents the university at meetings of the NCAA and the Lone Star Conference. He joined the faculty in 1998 and teaches courses on American political institutions, state and local government, and social science research methods and statistics. A native of southeastern Pennsylvania, Rausch earned his bachelor's degree from the University of Alaska Fairbanks in 1989, and his master's (1992) and Ph.D. (1995) from the University of

Oklahoma, all in political science.

He and his wife, Mary, a WTAMU librarian, reside in Canyon.

RON HULSEY HEAD ATHLETIC TRAINER SEVENTH YEAR AT WEST TEXAS A&M



Now in his seventh year as head athletic trainer at WTAMU, Hulsey is in his second stint with the university, having served as head athletic trainer from 1999-2002.

From 2002-2007, Hulsey practiced athletic training as the sports medicine outreach coordinator for Zach Thomas Physical Therapy and Barnhill Sports Medicine.

He was honored as the Top of Texas Athletic Trainer of the Year in 2005-2006. Prior to his first term at WTAMU, Hulsey was a graduate assistant athletic trainer for the university for three years. During this time, he was the head athletic trainer for the Amarillo Dillas (1997-1999). Hulsey earned his bachelor's degree in Kinesiology in 1996 and his master's

degree in Sports and Exercise Science in 1999, both from WTAMU. He is an associate in the Justin Sports Medicine Program in addition to serving as the president of the Texas Panhandle Sports Medicine Society.

Hulsey and his wife, Sharrise, reside in Canyon. Sharrise works in Amarillo as an Optometry Tech for Wolfelin Vision Clinic and is a NSCA Certified Personal Trainer. They are the proud owners of a young female blueheeler named Solo.

SETH NAUGHTON ASSISTANT ATHLETIC TRAINER/INSTRUCTOR SIXTH YEAR AT WEST TEXAS A&M



Now in his sixth year with WTAMU's Athletic Training department, Seth Naughton serves as an assistant to the Head Athletic Trainer in addition to being the Head Trainer for the football program.

Naughton graduated from Southwestern College (Kan.) in 2000 with a bachelor's degree in Health & Physical Education and a Sports Medicine emphasis. Naughton then earned his master's degree in Sports & Exercise Science from West Texas A&M in 2002. In 2000-01, he served as the Head Athletic Trainer for the Lady Buff Basketball team. The following year, he was the head athletic trainer for volleyball and baseball.

From 2002-2004, Naughton worked for HealthSouth Physical Therapy of Lubbock, specializing in High School Sports Medicine Outreach Program at Class 2A Slaton (Texas) High School.

Naughton spent 2004 as the Head Athletic Trainer for the Lubbock Lonestars Arena Football Team (IFL) then from 2005-2007 he was the Clinical Outreach Athletic Trainer for Northwest Texas Sports Medicine Center in Amarillo. During that time, Naughton worked with Canyon (Texas) High School, Wellington (Texas) ISD, and Amarillo River Road High School.

The Chanute, Kan. native and his wife, Kimberly, a 2004 graduate of WTAMU, are the parents of a daughter, Delanie.

TEAM PHYSICIANS



DR. JAMES R. PARKER
PARKER SPORTS
MEDICINE AND
ORTHOPEDICS



DR. BILL S. BARNHILL
BARNHILL SPORTS
MEDICINE CLINIC



DR. CLAY STEWART
BARNHILL SPORTS
MEDICINE CLINIC

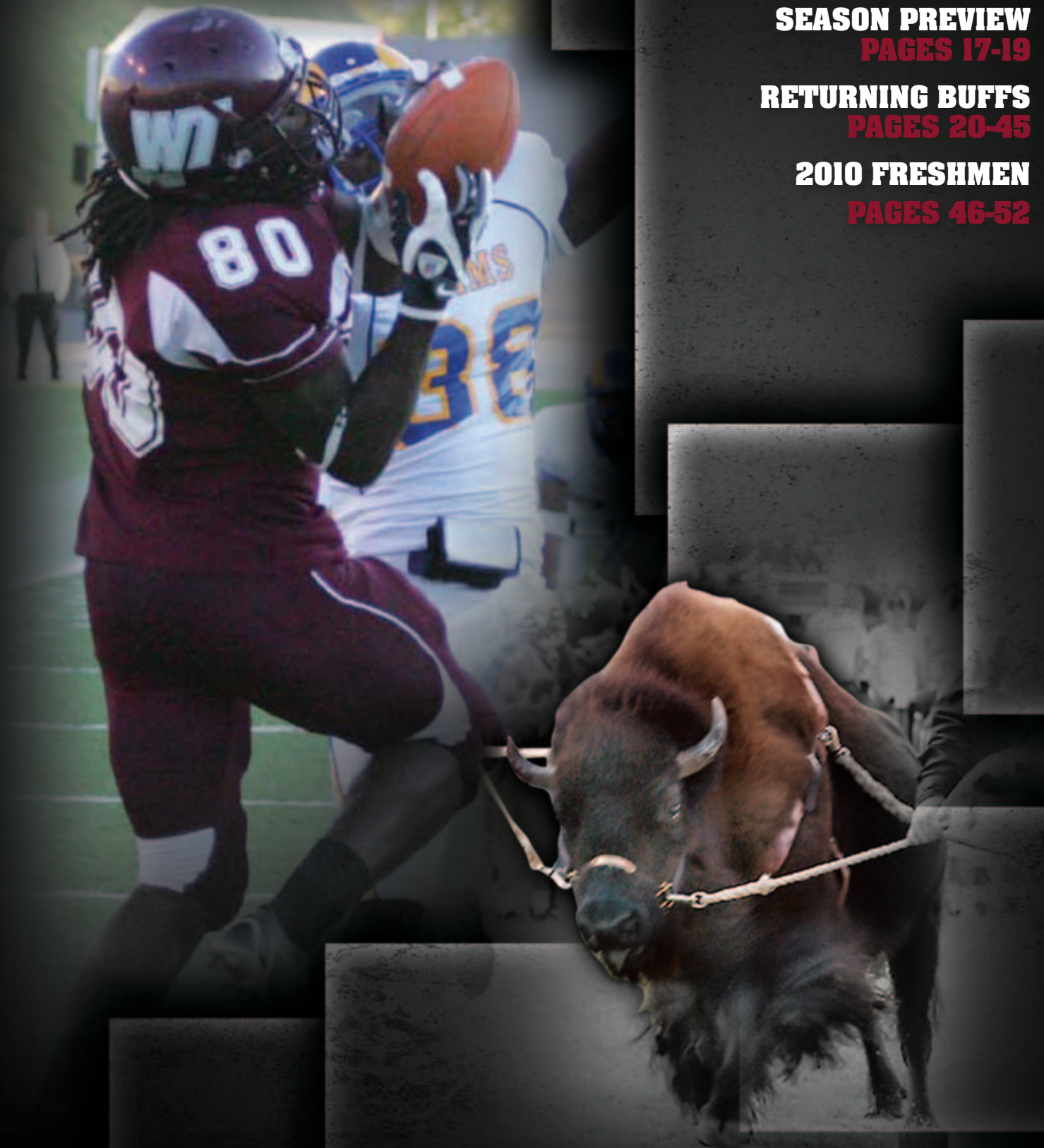
MEET THE BUFFALOES

**ALPHABETICAL AND
NUMERICAL ROSTERS**
PAGES 14-16

SEASON PREVIEW
PAGES 17-19

RETURNING BUFFS
PAGES 20-45

2010 FRESHMEN
PAGES 46-52





2010 BUFFALOES ALPHABETICAL ROSTER

NO	NAME	POS	HT	WT	Yr-EXP	HOMETOWN (High School)
84	Torrence Allen	WR	6-1	180	Fr-RS	Meridian, Texas (High)
61	Frank Arriola	OL	6-2	285	Jr-TR	Mission Viejo, Calif. (Mission/Orange Coast)
74	Emory Atterberry	OL	6-5	285	Fr-RS	Santa Fe, N.M. (St. Michaels)
43	Shad Baichtal	LB	5-11	175	Sr-1L	Mission Viejo, Calif. (Orange Coast)
39	Brandon Boyd	LB	5-10	230	Fr-RS	Houston, Texas (Eisenhower)
8	Bryan Braman	DL	6-6	230	Sr-1L	Spokane, Wash. (Shadle Park)
67	Justin Brown	OL	6-7	300	Jr-TR	Long Beach, Calif. (Poly/Saddleback)
11	Stephen Burton	WR	6-4	215	Sr-1L	Lakewood, Calif. (Artesia)
21	Maurice Caldwell	DB	5-11	170	Jr-2L	San Antonio, Texas (Warren)
41	Sergio Castillo	K	5-11	195	Fr-RS	Mission, Texas (La Joya)
29	Nathan Chestnut	LB	6-2	200	So-TR	Amarillo, Texas (River Road)
66	David Christmas	DL	6-0	240	Fr-RS	Houston, Texas (Alief Elsik)
88	Tim Cowdrey	P	6-4	200	Sr-1L	Reedley, Calif. (Reedley Coll.)
34	Kendrick Cutsinger	TE	6-4	225	Jr-2L	Austin, Texas (Westlake)
97	Servell Dandridge	DL	6-3	250	So-SQ	DeSoto, Texas (Duncanville)
57	Jacob Davis	DL	6-2	245	Jr-TR	Bakersfield, Calif. (Bakersfield JC)
	Tanner Dennis	WR	6-0	190	Fr-RS	Amarillo, Texas (Tascosa)
25	Myron Dillard	WR	6-0	195	Jr-TR	Gulfport, Fla. (Boca Ciega/Los Medanos Coll.)
4	Tae Evans	DB	6-0	205	Sr-3L	Amarillo, Texas (Palo Duro)
52	Zane Farris	LB	5-11	215	Jr-2L	Nazareth, Texas (High)
27	Aarrhon Flores	WR	5-10	180	So-1L	Floydada, Texas (High)
	Landon Forga	TE	6-3	220	Jr-TR	Midland, Texas (Kermit)
	Grant Franklin	RB	5-7	170	Fr-HS	Canton, Texas (High)
30	Kendrick Geyen	DB	6-1	180	Fr-RS	Schertz, Texas (Steele)
9	Brittan Golden	WR	6-0	185	Jr-2L	Denver City, Texas (High)
62	Daric Gorton	OL	6-4	260	Fr-RS	China Spring, Texas (High)
51	Drew Graham	LB	5-11	235	Jr-2L	Crowley, Texas (High)
73	David Grant	OL	6-6	315	Jr-TR	Killeen, Texas (High/Navarro JC)
17	Luke Halpin	QB	5-11	170	Fr-RS	Mesquite, Texas (High)
83	Trevor Hammergren	WR	6-0	170	Fr-RS	Aztec, N.M. (High)
24	Tommy Hampton	RB	5-9	195	Jr-TR	Bronx, N.Y. (Lehman/Los Medanos Coll.)
12	Taylor Harris	QB	6-3	220	Sr-3L	Whitesboro, Texas (High)
92	Terrance Harris	DL	6-4	265	So-1L	Killeen, Texas (Harker Heights)
99	Jonathan Hatton	DL	6-1	250	Jr-TR	Tyler, Texas (John Tyler/Tyler JC)
10	Brandon Hicks	QB	6-3	200	Jr-1L	Bandera, Texas (High)
59	Ronnie Hodges	LB	6-0	220	Fr-RS	Humble, Texas (High)
7	Lawrence Hood	DB	5-11	180	Sr-1L	Fresno, Calif. (High)
38	Curtis Jefferson	DB	6-0	195	Jr-2L	Houston, Texas (Cy-Ridge)
56	Brian Johnson	LB	6-0	200	Jr-1L	Arlington, Texas (North Crowley)
70	Shawn Johnson	OL	6-4	325	Jr-TR	Thousand Oaks, Calif. (High/Coll. of the Canyons)
98	Drew Jones	DL	6-3	315	Jr-TR	West Columbia, Texas (High/Blinn)
28	Simi Kuli	DL	6-5	265	Jr-TR	Hawthorne, Calif. (High/El Camino CC)
18	Tarin Lee	DB	5-11	185	Fr-RS	San Antonio, Texas (Warren)
53	Isaiah Lewis	OL	6-2	270	Sr-1L	Meridian, Miss. (High)
19	Ray Magee	WR	6-4	220	Jr-TR	Placentia, Calif. (Valencia/Fullerton Coll.)
16	Tanner Marsh	QB	6-3	205	So-1L	Lewisville, Texas (Hebron)
50	Kevin McCluskey	LB	6-0	200	So-1L	Waxahachie, Texas (High)
31	Thaddeus McCray	DB	5-8	175	Fr-RS	Beaumont, Texas (Ozen)
32	Taylor McCuller	LB	6-2	240	Fr-RS	Red Oak, Texas (High)
26	John McSheffery	DB	5-11	180	Fr-RS	Sulphur Springs, Texas (High)
45	Tevin Mitchell	RB	6-0	205	So-1L	Quanah, Texas (High)
	Andrew Morris	WR	5-10	190	Fr-RS	Shallowater, Texas (High)

NO	NAME	POS	HT	WT	Yr-EXP	HOMETOWN (High School)
36	Dwight Morrison	DB	5-7	145	Fr-RS	Dallas, Texas (Lincoln)
55	Aaron Mullane	OL	6-5	285	So-1L	Amarillo, Texas (Tascosa)
48	Mark Okoro	DB	5-10	190	So-1L	Austin, Texas (Manor)
40	Chris Olson	LB	6-4	220	Fr-RS	Flower Mound, Texas (Marcus)
69	James Otero	OL	6-7	330	Jr-TR	Bronx, N.Y. (Meadowbrook/Delta State)
87	Sidney Parker	WR	5-11	180	Fr-RS	Big Spring, Texas (High)
33	Derrick Peoples	DL	5-11	265	Jr-2L	Diana, Texas (New Diana)
13	Todd Phillips	K	5-11	180	So-SQ	Amarillo, Texas (Bushland)
3	Caleb Randolph	DB	5-9	175	Jr-2L	Crosby, Texas (High)
82	Lance Ratliff	WR	6-4	180	Fr-RS	Lubbock, Texas (Frenship)
	Justin Reeves	DB	5-11	160	Fr-RS	Arlington, Texas (Seguin)
37	Alex Reyes	WR	5-11	180	Fr-RS	Canadian, Texas (High)
35	Danny Reyes	WR	6-0	190	Fr-RS	Canadian, Texas (High)
91	Dishon Robertson	DL	6-0	275	Jr-TR	Brownsville, Tenn. (Haywood/Hinds CC)
60	Hector Rodriguez	OL	6-2	290	Jr-2L	San Antonio, Texas (Lee)
49	D.J. Ross	LB	6-1	215	Jr-TR	Elgin, Texas (High/Blinn)
	Hayden Rybiski	LB	6-0	210	Fr-RS	Texarkana, Texas (Pleasant Grove)
96	Rashad Sanders	DL	6-2	240	Jr-2L	Flower Mound, Texas (High)
72	Sam Scholl	OL	6-5	275	Fr-RS	Bryan, Texas (High)
20	Anthony Scott	LB	5-11	240	Sr-3L	Amarillo, Texas (Tascosa)
75	Tony Scott	DL	6-0	280	Fr-RS	Dallas, Texas (Duncanville)
	Travious Shanklin	DB	5-10	185	Fr-HS	Amarillo, Texas (Tascosa)
76	Dan Sherwood	OL	6-6	280	Sr-2L	Amarillo, Texas (High)
85	John Simpson	WR	6-4	190	Fr-RS	Lancaster, Texas (High)
22	Curtis Slater	DB	5-9	195	So-1L	Houston, Texas (Cy-Ridge)
1	Jordan Smith	DB	6-0	185	So-1L	Killeen, Texas (High)
44	Steve Smith	LB	6-2	235	Sr-3L	Uvalde, Texas (High)
58	Levi Sparks	DL	6-1	240	So-SQ	Rotan, Texas (High)
90	Kyle Thomas	DL	6-4	280	Sr-1L	Vista, Calif. (Oceanside)
5	Kelvin Thompson	RB	5-11	200	Sr-3L	Mineral Wells, Texas (High)
95	William Thornton	LB	6-2	210	Fr-RS	San Antonio, Texas (Judson)
42	Jay Tillman	RB	6-0	220	So-SQ	Tahoka, Texas (High)
6	Gabe Tuata	WR	5-8	190	Jr-TR	Kailua Kona, Hawaii (Kealakehe/Mt. SAC)
14	Dustin Vaughan	QB	6-5	220	Fr-RS	Corpus Christi, Texas (Calallen)
46	Kyle Voss	LB	5-11	225	So-1L	Belton, Texas (High)
68	Marc Waller	OL	6-6	300	Fr-RS	Groesbeck, Texas (High)
93	Aaron Wampler	DL	6-1	260	So-1L	Wolfforth, Texas (Frenship)
23	Jeremy Watson	WR	5-10	200	So-1L	Lubbock, Texas (Estacado)
64	Craig Watts	OL	6-4	335	Fr-RS	Killeen, Texas (High)
78	Shaun Wesley	OL	6-7	285	So-1L	Canyon, Texas (High)
94	Justin Williams	DL	6-0	310	Jr-TR	Lancaster, Texas (S. Grand Prairie/Navarro JC)
2	Tyson Williams	WR	6-0	205	Jr-2L	Aldine, Texas (High)
	Steven Wright	DB	5-10	175	Fr-RS	Fairbanks, Alaska (North Pole)
15	Tramicah Young	WR	5-8	150	Jr-1L	Brazoria, Texas (Sweeney)
71	Michael Zoch	OL	5-11	280	Jr-1L	Beaumont, Texas (Westbrook)



2010 BUFFALOES NUMERICAL ROSTER

No	NAME	POS	HT	WT	Yr-EXP	HOMETOWN (HS/Last College)
1	Jordan Smith	DB	6-0	185	So-1L	Killeen, Texas (High)
2	Tyson Williams	WR	6-0	205	Jr-2L	Aldine, Texas (High)
3	Caleb Randolph	DB	5-9	175	Jr-2L	Crosby, Texas (High)
4	Tae Evans	DB	6-0	205	Sr-3L	Amarillo, Texas (Palo Duro)
5	Kelvin Thompson	RB	5-11	200	Sr-3L	Mineral Wells, Texas (High)
6	Gabe Tuata	WR	5-8	190	Jr-TR	Kailua Kona, Hawaii (Kealakehe/Mt. SAC)
7	Lawrence Hood	DB	5-11	180	Sr-1L	Fresno, Calif. (High)
8	Bryan Braman	DL	6-6	230	Sr-1L	Spokane, Wash. (Shadle Park)
9	Brittan Golden	WR	6-0	185	Jr-2L	Denver City, Texas (High)
10	Brandon Hicks	QB	6-3	200	Jr-1L	Bandera, Texas (High)
11	Stephen Burton	WR	6-4	215	Sr-1L	Lakewood, Calif. (Artesia)
12	Taylor Harris	QB	6-3	220	Sr-3L	Whitesboro, Texas (High)
13	Todd Phillips	K	5-11	180	So-SQ	Amarillo, Texas (Bushland)
14	Dustin Vaughan	QB	6-5	220	Fr-RS	Corpus Christi, Texas (Calallen)
15	Tramicah Young	WR	5-8	150	Jr-1L	Brazoria, Texas (Sweeney)
16	Tanner Marsh	QB	6-3	205	So-1L	Lewisville, Texas (Hebron)
17	Luke Halpin	QB	5-11	170	Fr-RS	Mesquite, Texas (High)
18	Tarin Lee	DB	5-11	185	Fr-RS	San Antonio, Texas (Warren)
19	Ray Magee	WR	6-4	220	Jr-TR	Placentia, Calif. (Valencia/Fullerton Coll.)
20	Anthony Scott	LB	5-11	240	Sr-3L	Amarillo, Texas (Tascosa)
21	Maurice Caldwell	DB	5-11	170	Jr-2L	San Antonio, Texas (Warren)
22	Curtis Slater	DB	5-9	195	So-1L	Houston, Texas (Cy-Ridge)
23	Jeremy Watson	WR	5-10	200	So-1L	Lubbock, Texas (Estacado)
24	Tommy Hampton	RB	5-9	195	Jr-TR	Bronx, N.Y. (Lehman/Los Medanos Coll.)
25	Myron Dillard	WR	6-0	195	Jr-TR	Gulfport, Fla. (Boca Ciega/Los Medanos Coll.)
26	John McSheffery	DB	5-11	180	Fr-RS	Sulphur Springs, Texas (High)
27	Aarrhon Flores	WR	5-10	180	So-1L	Floydada, Texas (High)
28	Simi Kuli	DL	6-5	265	Jr-TR	Hawthorne, Calif. (High/El Camino CC)
29	Nathan Chestnut	LB	6-2	200	So-TR	Amarillo, Texas (River Road)
30	Kendrick Geyen	DB	6-1	180	Fr-RS	Schertz, Texas (Steele)
31	Thaddeus McCray	DB	5-8	175	Fr-RS	Beaumont, Texas (Ozen)
32	Taylor McCuller	LB	6-2	240	Fr-RS	Red Oak, Texas (High)
33	Derrick Peoples	DL	5-11	265	Jr-2L	Diana, Texas (New Diana)
34	Kendrick Cutsinger	TE	6-4	225	Jr-2L	Austin, Texas (Westlake)
35	Danny Reyes	WR	6-0	190	Fr-RS	Canadian, Texas (High)
36	Dwight Morrison	DB	5-7	145	Fr-RS	Dallas, Texas (Lincoln)
37	Alex Reyes	WR	5-11	180	Fr-RS	Canadian, Texas (High)
38	Curtis Jefferson	DB	6-0	195	Jr-2L	Houston, Texas (Cy-Ridge)
39	Brandon Boyd	LB	5-10	230	Fr-RS	Houston, Texas (Eisenhower)
40	Chris Olson	LB	6-4	220	Fr-RS	Flower Mound, Texas (Marcus)
41	Sergio Castillo	K	5-11	195	Fr-RS	Mission, Texas (La Joya)
42	Jay Tillman	RB	6-0	220	So-SQ	Tahoka, Texas (High)
43	Shad Baichtal	LB	5-11	175	Sr-1L	Mission Viejo, Calif. (Orange Coast)
44	Steve Smith	LB	6-2	235	Sr-3L	Uvalde, Texas (High)
45	Tevin Mitchell	RB	6-0	205	So-1L	Quanah, Texas (High)
46	Kyle Voss	LB	5-11	225	So-1L	Belton, Texas (High)
48	Mark Okoro	DB	5-10	190	So-1L	Austin, Texas (Manor)
49	D.J. Ross	LB	6-1	215	Jr-TR	Elgin, Texas (High/Blinn)
50	Kevin McCluskey	LB	6-0	200	So-1L	Waxahachie, Texas (High)
51	Drew Graham	LB	5-11	235	Jr-2L	Crowley, Texas (High)
52	Zane Farris	LB	5-11	215	Jr-2L	Nazareth, Texas (High)
53	Isaiah Lewis	OL	6-2	270	Sr-1L	Meridian, Miss. (High)

No	NAME	POS	HT	WT	Yr-EXP	HOMETOWN (HS/Last College)
55	Aaron Mullane	OL	6-5	285	So-1L	Amarillo, Texas (Tascosa)
56	Brian Johnson	LB	6-0	200	Jr-1L	Arlington, Texas (North Crowley)
57	Jacob Davis	DL	6-2	245	Jr-TR	Bakersfield, Calif. (Bakersfield JC)
58	Levi Sparks	DL	6-1	240	So-SQ	Rotan, Texas (High)
59	Ronnie Hodges	LB	6-0	220	Fr-RS	Humble, Texas (High)
60	Hector Rodriguez	OL	6-2	290	Jr-2L	San Antonio, Texas (Lee)
61	Frank Arriola	OL	6-2	285	Jr-TR	Mission Viejo, Calif. (Mission/Orange Coast)
62	Daric Gorton	OL	6-4	260	Fr-RS	China Spring, Texas (High)
64	Craig Watts	OL	6-4	335	Fr-RS	Killeen, Texas (High)
66	David Christmas	DL	6-0	240	Fr-RS	Houston, Texas (Alief Elsik)
67	Justin Brown	OL	6-7	300	Jr-TR	Long Beach, Calif. (Poly/Saddleback)
68	Marc Waller	OL	6-6	300	Fr-RS	Groesbeck, Texas (High)
69	James Otero	OL	6-7	330	Jr-TR	Bronx, N.Y. (Meadowbrook/Delta State)
70	Shawn Johnson	OL	6-4	325	Jr-TR	Thousand Oaks, Calif. (High/Coll. of the Canyons)
71	Michael Zoch	OL	5-11	280	Jr-1L	Beaumont, Texas (Westbrook)
72	Sam Scholl	OL	6-5	275	Fr-RS	Bryan, Texas (High)
73	David Grant	OL	6-6	315	Jr-TR	Killeen, Texas (High/Navarro JC)
74	Emory Atterberry	OL	6-5	285	Fr-RS	Santa Fe, N.M. (St. Michaels)
75	Tony Scott	DL	6-0	280	Fr-RS	Dallas, Texas (Duncanville)
76	Dan Sherwood	OL	6-6	280	Sr-2L	Amarillo, Texas (High)
78	Shaun Wesley	OL	6-7	285	So-1L	Canyon, Texas (High)
82	Lance Ratliff	WR	6-4	180	Fr-RS	Lubbock, Texas (Frenship)
83	Trevor Hammergren	WR	6-0	170	Fr-RS	Aztec, N.M. (High)
84	Torrence Allen	WR	6-1	180	Fr-RS	Meridian, Texas (High)
85	John Simpson	WR	6-4	190	Fr-RS	Lancaster, Texas (High)
87	Sidney Parker	WR	5-11	180	Fr-RS	Big Spring, Texas (High)
88	Tim Cowdrey	P	6-4	200	Sr-1L	Reedley, Calif. (Reedley Coll.)
90	Kyle Thomas	DL	6-4	280	Sr-1L	Vista, Calif. (Oceanside)
91	Dishon Robertson	DL	6-0	275	Jr-TR	Brownsville, Tenn. (Haywood/Hinds CC)
92	Terrance Harris	DL	6-4	265	So-1L	Killeen, Texas (Harker Heights)
93	Aaron Wampler	DL	6-1	260	So-1L	Wolfforth, Texas (Frenship)
94	Justin Williams	DL	6-0	310	Jr-TR	Lancaster, Texas
95	William Thornton	LB	6-2	210	Fr-RS	San Antonio, Texas (Judson)
96	Rashad Sanders	DL	6-2	240	Jr-2L	Flower Mound, Texas (High)
97	Servell Dandridge	DL	6-3	250	So-SQ	DeSoto, Texas (Duncanville)
98	Drew Jones	DL	6-3	315	Jr-TR	West Columbia, Texas (High/Blinn)
99	Jonathan Hatton	DL	6-1	250	Jr-TR	Tyler, Texas (John Tyler/Tyler JC)
	Tanner Dennis	WR	6-0	190	Fr-RS	Amarillo, Texas (Tascosa)
	Landon Forga	TE	6-3	220	Jr-TR	Midland, Texas (Kermit)
	Andrew Morris	WR	5-10	190	Fr-RS	Shallowater, Texas (High)
	Justin Reeves	DB	5-11	160	Fr-RS	Arlington, Texas (Seguin)
	Hayden Rybiski	LB	6-0	210	Fr-RS	Texarkana, Texas (Pleasant Grove)
	Travious Shanklin	DB	5-10	185	Fr-RS	Amarillo, Texas (Tascosa) (S. Grand Prairie/Navarro JC)
	Steven Wright	DB	5-10	175	Fr-RS	Fairbanks, Alaska (North Pole)

2010 FRESHMEN

NAME	POS	HT	WT	Yr-EXP	HOMETOWN (High School)
Jay Baines	RB	5-9	175	Fr-HS	Mesquite, Texas (North Mesquite)
Gerald Barker	OL	6-0	280	Fr-HS	Lubbock, Texas (Coronado)
Glenn Bonner	LB	6-3	220	Fr-HS	San Antonio, Texas (Clark)
Greg Castro	DT	6-0	265	Fr-HS	San Antonio, Texas (Clark)
Robert Clancy	OL	6-4	245	Fr-HS	Houston, Texas (Mayde Creek)
Chris Clees	OL	6-4	300	Fr-HS	Roswell, N.M. (Goddard)
Jonathan Davis	WR	6-1	185	Fr-HS	Herford, Texas (High)
Davionte Dobbins	DB	6-1	180	Fr-HS	Waco, Texas (University)
Chase Farmer	OL	6-3	265	Fr-HS	Ennis, Texas (High)
Josh Feaster	LB	6-1	195	Fr-HS	Comanche, Texas (High)
Donnie Foster	RB	5-8	185	Fr-HS	Rosharon, Texas (Angleton)
Randall Gamble	DB	5-10	175	Fr-HS	Athens, Texas (High)
Cole Gossett	DL	6-3	250	Fr-HS	Fort Stockton, Texas (High)
Jarvis Griggs	DL	6-1	215	Fr-HS	Bay City, Texas (High)
Travis Hagerman	DL	6-6	240	Fr-HS	Pampa, Texas (High)
Warnell Hardy	LB	6-4	215	Fr-HS	Dallas, Texas (Pinkston)
Caleb Hayslip	OL	6-4	250	Fr-HS	Salado, Texas (High)
Jacob Hinojos	LB	6-0	200	Fr-HS	Plainview, Texas (High)
Ronald Huckaby	DL	6-1	280	Fr-HS	Lancaster, Texas (High)
Dandrick Jackson	RB	5-9	200	Fr-HS	Baytown, Texas (Lee)
Anthony Johnson	LB	6-0	180	Fr-HS	Houston, Texas (North Shore)
Artigus Johnson	DB	5-11	180	Fr-HS	Houston, Texas (North Shore)
Jamar Johnson	RB	6-0	190	Fr-HS	Amarillo, Texas (Caprock)
Jao'Torey Johnson	DB	5-11	175	Fr-HS	Garland, Texas (S. Garland)
Winston Jones	LB	6-0	205	Fr-HS	Angleton, Texas (High)
D'mentrie Lacy	DB	5-11	175	Fr-HS	Garland, Texas (S. Garland)

NAME	POS	HT	WT	Yr-EXP	HOMETOWN (High School)
David Lehocky	QB	6-3	195	Fr-HS	Albuquerque, N.M (Volcano Vista)
Michael Martinez	OL	6-3	255	Fr-HS	Bryan, Texas (High)
Brandon McCalister	DB	6-0	185	Fr-HS	Plano, Texas (High)
Xavier Mitchell	DL	6-0	270	Fr-HS	Waco, Texas (University)
Treion Murray	DB	5-10	185	Fr-HS	Baytown, Texas (Lee)
Jordan Nichols	OL	6-3	250	Fr-HS	Lubbock, Texas (Frenship)
Kyle Nicholson	OL	6-4	270	Fr-HS	Parker, Texas (Plano East)
Torian Oakley	DB	5-8	165	Fr-HS	Spring, Texas (High)
Xavier Price	WR	6-2	165	Fr-HS	San Antonio, Texas (Madison)
Jeremy Ragland	LB	5-9	210	Fr-HS	Fresno, Texas (Manvel)
Cody Reeves	WR	6-1	175	Fr-HS	Denison, Texas (High)
Brandon Robinson	QB	5-11	200	Fr-HS	Canadian, Texas (High)
Charles Sharif	LB	6-1	210	Fr-HS	Rowlett, Texas (Mesquite Poteet)
Fred Simpson	LB	5-8	220	Fr-HS	Houston, Texas (Aldine)
Nathan Slaughter	WR	5-10	160	Fr-HS	Lubbock, Texas (High)
Shane Sobnosky, Jr.	LB	6-0	210	Fr-HS	Santa Fe, Texas (High)
Kenneth Stafford	LB	5-8	240	Fr-HS	Wilmer, Texas (Maceo Smith)
D'Juan Swinney	DL	6-1	240	Fr-HS	McKinney, Texas (High)
Darrell Thomas	DB	5-10	180	Fr-HS	Conroe, Texas (High)
Alfonzo Trammell	RB	5-9	185	Fr-HS	Cibolo, Texas (Steele)
Cameron Warren	LB	5-10	195	Fr-HS	Larue, Texas (Brownsboro)
Jared Wesley	DL	6-4	245	Fr-HS	Canyon, Texas (High)
Rickey White, Jr.	WR	6-0	185	Fr-HS	Dallas, Texas (Pinkston)
Joshua Williams	OL	6-3	295	Fr-HS	San Antonio, Texas (Madison)
Westin Williams	WR	6-0	185	Fr-HS	Wellington, Texas (High)
William Wright	RB	5-7	170	Fr-HS	Fort Hood, Texas (Copperas Cove)

2010 WTAMU SEASON PREVIEW

BUFFALOES' OFFENSE

With eight starters and 18 letterwinners returning from last year's squad, including the leading passer, the leading ground gainer and their top three receivers, the West Texas A&M offense looks to be as potent as ever. The skill positions appear to be well-stocked and, while two openings appear on the offensive line, the Buffs' look to be deep at that position, as well.

QUARTERBACK

Taylor Harris (6-3, 220, Sr-3L) enters his senior campaign standing sixth on the WT all-time passing yardage list. The Whitesboro, Texas, native, who spent two seasons as a reserve before taking over the starting duties last season, threw for 3,738 yards and 22 touchdowns, completing 308-of-472 passes a year ago. He recorded four contests of 350+ passing yards and passed for a career-high 536 yards and four TDs at Tarleton State in 2009, a contest that saw him complete the first 17 passes he attempted. For his career, Harris

has completed 424-of-655 passes (64.7 percent) for 4,993 yards and 33 TDs. **Tanner Marsh** (6-3, 195, So-1L) showed his capable leadership a year ago, as well. The Lewisville, Texas, native saw action in seven contests during 2009, completing 45-of-75 passes, including five TDs, without tossing an interception.

"Taylor Harris showed his leadership last season, leading the team to six consecutive wins down the stretch while playing with an injured shoulder. I expect his senior year performances to be at the same level that we saw from his predecessors, Keith Null (currently with the St. Louis Rams) and Dalton Bell (currently with the CFL Toronto Argonauts). Tanner Marsh has shown that he is capable of leading this team as well."

RUNNING BACK

Having performed in the shadows of current Philadelphia Eagles' running back Keithon Flemming over the past three seasons, **Kelvin Thompson** (5-11, 200, Sr-3L) has nonetheless averaged nearly five yards per carry over

his career. In 2009, the Mineral Wells, Texas, native saw action in eight contests, rushing for a team-high 529 net yards on 102 carries (an average of 5.2 yards per carry) and six TDs. Thompson recorded his second-career 100-yard rushing performance when he raced for a career-high 132 yards and 171 all-purpose yards at Southwestern Oklahoma State. A true all-purpose back, Thompson also caught 37 receptions for 231 yards to average 95.0 all-purpose yards a year ago. Sophomores **Tevin Mitchell** (6-0, 205, So-1L, Quanah, Texas), Tahoka, Texas, native **Jay Tillman** (6-0, 220, So-SQ) and junior transfers **Myron Dillard** (6-0, 195, Jr-TR, Gulfport, Fla.) and **Tommy Hampton** (5-9, 195, Jr-TR, Bronx, N.Y.) should also see considerable activity in the Buffs' offensive backfield this season. "I anticipate some great competition at the running back position," said coach Carthel. "Kelvin Thompson brings a lot of game experience into his senior season and has shown he can carry the football. However, we should have very good depth at this position as well."



WEST TEXAS A&M TWO-DEEP - OFFENSE

Outside Receiver				C				QB				Tight End							
9	Brittan Golden	6-0	185	Jr-2L	60	Hector Rodriguez	6-2	290	Jr-2L	12	Taylor Harris	6-3	220	Sr-3L	2	Tyson Williams	6-0	205	Jr-2L
84	Torrence Allen	6-1	180	Fr-RS	71	Michael Zoch	5-11	280	Jr-1L	16	Tanner Marsh	6-3	205	So-1L	34	Kendrick Cutsinger	6-4	225	Jr-2L
LT				RG				RB				Outside Receiver							
78	Shaun Wesley	6-7	285	So-1L	53	Isaiah Lewis	6-2	270	Sr-1L	5	Kelvin Thompson	5-11	200	Sr-3L	11	Stephen Burton	6-4	215	Sr-1L
69	James Otero	6-7	330	Jr-TR	64	Craig Watts	6-4	335	Fr-RS	45	Tevin Mitchell	6-0	205	So-1L	82	Lance Ratliff	6-4	180	Fr-RS
LG				RT				Inside Receiver											
55	Aaron Mullane	6-5	285	So-1L	76	Dan Sherwood	6-6	280	Sr-2L	23	Jeremy Watson	5-10	200	So-1L					
73	David Grant	6-6	315	Jr-TR	70	Shawn Johnson	6-4	325	Jr-TR	27	Aarrhon Flores	6-0	180	So-1L					

2010 WTAMU SEASON PREVIEW

RECEIVER

The spotlight could well be on the WT receiving corps this season, as this unit possesses several big-play type athletes. Outside receivers **Stephen Burton** (6-4, 215, Sr-1L) and **Brittan Golden** (6-0, 185, Jr-2L) have each shown the ability to take any pass the distance. In 2009, Burton caught 62 passes for 888 yards, including having three games of 100+ receiving yards. His season-high outing was a 13-reception, 168-yard performance against Texas A&M-Kingsville. Golden, meanwhile, grabbed 46 passes for 946 yards and concluded the season with three-consecutive 100-yard contests, including a six-catch, 201-yard outing at Tarleton State. A pair of redshirt freshmen, **Lance Ratliff** (6-4, 180, Fr-RS) and **Torrence Allen** (6-1, 180, Fr-RS) are also anticipated to contribute at the outside receiving slot. Moving to the inside receiver position, **Jeremy Watson** (5-10, 200, So-1L) caught 18 passes for 133 yards in 2009 to head the list of hopefuls at that position. Expected to push Watson will be **Aarrhon Flores** (6-0, 180, So-1L). Flores displayed his versatility as a true freshman a year ago, rushing, receiving and returning kicks. The Buffs return two juniors, **Tyson Williams** (6-0, 205, Jr-2L) and **Kendrick Cutsinger** (6-4, 225, Jr-2L), at tight end. Williams

enjoyed a breakthrough season in 2009, leading all Buff receivers with 66 catches, while his 847 receiving yards ranked third among all WT pass catchers. The Aldine, Texas, native enjoyed a season-high 148 yards on eight receptions at Tarleton State. Cutsinger, meanwhile, has the physical size to succeed both as a blocker as well as a pass catcher. "Our receiving corps are a very talented group," said coach Carthel. "They will be very exciting to watch perform this season."

OFFENSIVE LINE

The Buffs lost two starters from last season's line in all-America selection J'Marcus Webb (now with the Chicago Bears) and Jon Ioane. However, they do return three starters, as well two linemen (Hector Rodriguez and Dan Sherwood) who were injured during 2009 but were starters during the 2008 season. Not content to stay pat with their talent, the WT coaching staff also recruited three transfers who should make the offensive line a true strong point. As a unit, the Buffs' first and second team linemen average 302 pounds. Returning at left tackle is **Shaun Wesley** (6-7, 285, So-1L). Wesley earned the starting duty as a true freshman midway through last season and proved that he is fully capable of handling

this position in a passing offense. Providing depth at the left tackle slot will be **James Otero** (6-7, 330, Jr-TR), who comes to the Buffs from the Delta State football program. Left guard finds Amarillo, Texas native **Aaron Mullane** (6-5, 285, So-1L) and transfer **David Grant** (6-6, 315, Jr-TR). Mullane saw reserve action last season, while Grant was a member of the Navarro JC program. One of the true strengths of the offensive line will be at center, where **Hector Rodriguez** (6-2, 290, Jr-2L) and **Michael Zoch** (5-11, 280, Jr-1L) each bring starting experience to the position. Rodriguez was the starting center in 2008 and started the first two games of the 2009 season until a knee injury sent him to the sidelines. At that point, Zoch took over and held down the position for the remainder of the season. The right side of the line features a pair of returning starters. Returning at guard is **Isaiah Lewis** (6-2, 270, Sr-1L), an eight game starter a year ago. Lewis will be backed by the talented **Craig Watts** (6-4, 335, Fr-RS). **Dan Sherwood** (6-6, 290, Jr-2L) returns at the right tackle position, having held the role in both 2008 and 2009 before an injury ended his season after just four games. He will be pressed by transfer **Shawn Johnson** (6-4, 325, Jr-TR).



WEST TEXAS A&M TWO-DEEP - DEFENSE/SPECIAL TEAMS

DE		MLB		SS		P	
8 Bryan Braman	6-6 230 Sr-1L	20 Anthony Scott	5-11 240 Sr-3L	38 Curtis Jefferson	6-0 195 Jr-2L	88 Tim Cowdrey	6-4 200 Sr-1L
90 Kyle Thomas	6-4 280 Sr-1L	46 Kyle Voss	5-11 225 So-1L	26 John McSheffery	5-11 180 Fr-RS	HOLDER	
NT		WLB		FS		88 Tim Cowdrey	6-4 200 Sr-1L
93 Aaron Wampler	6-1 260 So-1L	51 Drew Graham	5-11 235 Jr-2L	1 Jordan Smith	6-0 185 So-1L	22 Curtis Slater	5-9 195 So-1L
33 Derrick Peoples	5-11 265 Jr-2L	44 Steve Smith	6-2 235 Sr-3L	22 Curtis Slater	5-9 155 So-1L	DEEP SNAPPER	
DE		OLB		RC		76 Dan Sherwood	6-6 280 Sr-2L
28 Simi Kuli	6-5 265 Jr-TR	43 Shad Baichtal	5-11 175 Sr-1L	3 Caleb Randolph	5-9 175 Jr-2L	93 Aaron Wampler	6-1 260 So-1L
96 Rashad Sanders	6-4 240 Jr-2L	50 Kevin McCluskey	6-0 200 So-1L	48 Mark Okoro	5-10 190 So-1L	PR	
OLB		LC		SPECIALISTS		23 Jeremy Watson	5-10 200 So-1L
52 Zane Farris	5-11 215 Jr-2L	4 Tae Evans	6-0 205 Sr-3L	PK		9 Brittan Golden	6-0 185 Jr-2L
49 D.J. Ross	6-1 215 Jr-TR	21 Maurice Caldwell	5-11 170 Jr-2L	13 Todd Phillips	5-11 180 So-SQ	KR	
				41 Sergio Castillo	5-11 195 Fr-RS	23 Jeremy Watson	5-10 200 So-1L
						9 Brittan Golden	6-0 185 Jr-2L

2010 WTAMU SEASON PREVIEW

BUFFALOES' DEFENSE

Eight starters and 22 experienced letterwinners return from a defensive unit held two opponents to less than 200 yards in total offense a year ago, while also ranking among national leaders in tackles for loss (13th, 8.33 per game) and quarterback sacks (18th, 2.92 per game).

DEFENSIVE LINE

The Buffs' defensive interior returns two talented starting down linemen in defensive end **Bryan Braman** (6-6, 230, Sr-1L) and nose tackle **Aaron Wampler** (6-1, 260, So-1L). A first-team all-LSC selection, Braman registered a team-high 16.5 tackles behind the line of scrimmage last season, while ranking among national leaders in both sacks and tackles for loss. **Kyle Thomas** (6-4, 280, Sr-1L) saw action at defensive end in 13 games during 2008, but suffered a season-ending knee injury very early in the 2009 season. At defensive tackle, Wampler took over the starting duties 10 games into a season which saw him register 9.5 tackles behind the line and 6.5 quarterback sacks. Backing Wampler will be **Derrick Peoples** (5-11, 265, Jr-2L). The Diana, Texas, native has logged 27 tackles over 19 career contests, but suffered a pre-season knee injury in 2009 and did not see any game action. The other end position in WT's 3-4 alignment is expected to be handled by **Simi Kuli** (6-5, 265, Jr-TR). One of the outstanding linemen in the juco ranks, Kuli and Braman should give the Buffs' a very active, mobile pair of bookends on the defensive front. Backing Kuli will be **Rashad Sanders** (6-2, 240, Jr-2L). Over 12 contests in 2009, Sanders registered a total of 20 stops. "We should have two of the outstanding defensive ends in the game," said coach Carthel. "Both Bryan Braman and Simi Kuli are all-conference caliber linemen who have the ability to pressure the quarterback. And, we're experienced at the tackle position."

LINEBACKERS

The Buffs' linebacking corps is another unit which features experienced returnees at all positions. Middle linebacker will be handled by returnees **Anthony Scott** (5-11, 240, Sr-3L) and **Kyle Voss** (5-11, 225, So-1L). Scott, a second-team Lindy's preseason all-America

selection, was the Buffaloes' leading tackler in 2009 with 106 stops (10 of which came behind the line of scrimmage). Voss, meanwhile, registered 33 tackles as a true freshman last season. The weakside position looks to be anchored by **Drew Graham** (5-11, 235, Jr-2L) and **Steve Smith** (6-2, 235, Sr-3L). Graham saw action in all 12 games in 2009, including seven starting assignments, recording 46 stops and four tackles for lost yardage, while Smith brings the experience gained from serving in a reserve roll over the past three seasons. The left outside linebacker post looks to be manned by **Zane Farris** (5-11, 215, Jr-2L) and transfer **D.J. Ross** (6-1, 215, Jr-TR). Farris, who has logged 49 stops over 20 games during his career, suffered a broken leg prior to the 2009 season and did not see any action a year ago, while Ross brings the experience gained from having played with the Blinn CC championship program. The right outside linebacker position looks to fall to **Shad Baichtal** (5-11, 175, Sr-1L) and **Kevin McCluskey** (6-0, 200, So-1L). Baichtal was one of the real surprises to emerge in the Buffs' defensive in 2009, as he recorded 45 tackles and intercepted three passes. McCluskey, meanwhile, logged 23 stops over the first four outings of 2009 before an arm injury ended his season. He also saw action in 11 contests in 2008. "Linebacker is one of the areas where we have an abundance of experience and depth," said coach Carthel. "That was a position that was hit very hard by injuries early in the season a year ago, but we are fortunate that those players have recovered and are ready to go this year."

SECONDARY

Probably the most experienced unit on the squad, the Buffaloes' secondary should rank as one of the top such units in the country, with full-season starters returning at each position. At left cornerback will be **Tae Evans** (6-0, 205, Sr-3L) and **Maurice Caldwell** (5-11, 170, Jr-2L). Evans was a 2009 first-team all-LSC selection after registering 72 tackles, six pass breakups and three interceptions, while Caldwell has provided ample depth over the past two years. At the right corner are **Caleb Randolph** (5-9, 175, Jr-2L) and **Mark Okoro** (5-10, 190, So-1L). Randolph was a 12-game starter in 2009, making 35 tackles and a pair of interceptions, while

Okoro has been a squad man the past two seasons and will be looking to solidify the corner position. One of the top safeties in the Division II ranks, strong safety **Curtis Jefferson** (6-0, 195, Jr-2L) has 19 starts under his belt. He registered 98 stops, seven PBUs and three interceptions as a sophomore in 2009, a season which resulted in his earning first-team all-LSC honors. Jefferson will be backed by redshirt freshman **John McSheffery** (5-11, 180, Fr-RS). At free safety, the Buffs' feature a pair of headhunters in **Jordan Smith** (6-0, 185, So-1L) and **Curtis Slater** (5-9, 195, So-1L). Smith started nine games in 2009, logging 87 tackles and picking off three passes, while Slater was in on 25 stops while making two starting appearances over 12 contests. "Our secondary unit is as good you can find, anywhere," said coach Carthel. "This group has big-game experience and have proven themselves time after time in key situations."

SPECIAL TEAMS

Punter **Tim Cowdrey** (6-4, 200, Sr-1L) returns for his senior campaign having averaged 36.4 yards on 46 punts as a junior in 2009, booting five punts of 50+ yards, including a season-long 63 yarder. With the graduation of James Chandler, the place-kicking duties are truly up in the air. This year's placement duties will appear to come from a group of hopefuls that includes **Todd Phillips** (5-11, 180, So-SQ) and **Sergio Castillo** (5-11, 185, Fr-RS). Phillips converted three-of-four PAT efforts and was one-for-two on his field goal efforts last season. **Jeremy Watson** (5-10, 200, So-1L), **Brittan Golden** (6-0, 185, Jr-2L) and **Stephen Burton** (6-4, 215, Sr-1L) will again handle the kick and punt return duties. Last season, Watson ranked among the national leaders in both categories as he averaged 24.8 yards per kick return and 7.8 yards per punt return. "The play of your special teams can decide the outcome of so many games," said coach Carthel. "Our return men can produce some very exciting plays and we have a dependable punter. One of our priorities during two-a-days will be identifying a solid place-kicker."



BRYAN BRAMAN 8

DEFENSIVE LINE • 6-6 • 230 • SR-1L • SPOKANE, WASH. (SHADLE PARK)



2009

First Team all-LSC South Defense

GENERAL: This tall, athletic defender has earned LSC first-team defensive honors after stepping into a role as one of the Buffs', and the LSC's, top defenders.

2009: Braman's performance dictated that he be on the field and, whether it be at outside linebacker or in a down position at defensive end, his contributions were indisputable. Alternating between outside linebacker and defensive end, Bryan Braman's contributions have been measurable, to the extent that he concluded the season ranking fourth among LSC leaders in tackles for loss. His season total of 16.5 tackles for minus-92 yards led the team, while his 7.5 sacks for minus-55 yards rank atop Buff sack leaders and stands sixth among LSC leaders. He logged 2.5 sacks for minus-14 yards against Nebraska-Omaha, while against #7-Tarleton State, Braman registered three stops, one PBU and a

blocked punt. At Northeastern State, he logged seven solo stops, with two sacks (for minus-nine yards). At #23-Midwestern State, the Spokane, Wash., native recorded five tackles, of which three resulting in lost yardage (minus-12 yards). Against #10-Texas A&M-Kingsville, Braman logged five tackles (two of which came behind the line), was in on an assisted sack and batted down to passes. One week earlier, at Southwestern Oklahoma State, the Spokane, Wash., native logged four tackles, with each of those takedowns coming behind the line of scrimmage, accounting for minus-29 yards in losses. Additionally, three of those stops were QB sacks (for minus-23 yards).

JUNIOR COLLEGE: Braman played defensive end for Long Beach City College in 2007 and 2008. In 2008, he earned first team SCFA all-Southern Conference honors after having recorded 24 tackles (23 solo, one assisted) in 2008, while seeing action in eight games. Of those 23 takedowns, 12 were for lost yardage, as he recorded a team-high 60 yards in losses. He also had a team-high five sacks for minus-41 yards, forced eight QB hurries and recovered one fumble (returning it 27 yards). In 2007, he logged 59 tackles (31 solo, 28 assisted) with 14 coming for minus-61 yards. He also had seven-and-a-half sacks for minus-48 yards. While with the Vikings, he played under head coaches Jerry Jaso and Mike Reisbig.

2006: Braman redshirted as a member of the Univ. of Idaho football program.

HIGH SCHOOL: Braman was a standout defensive end for coach Mark Hester at Spokane (Washington) Shadle Park HS.

MAJOR: Braman is majoring in Sports & Exercise Sciences at WTAMU.



BRAMAN 2009 GAME-BY-GAME

Opponent	UT-AT-TOT	TFL/Yd	Sack/Yd	INT	PBU	QBH	FF	FR
Grand Valley State	0-0-0	-	-	-	-	-	-	-
Central Oklahoma	0-2-2	0.5/2	-	-	-	-	-	-
@Central Washington	2-0-2	1.0/5	-	-	-	-	-	-
@Southwestern Okla.	3-1-4	3.5/27	2.5/21	1	-	-	-	-
TAMU-Kingsville	2-3-5	2.0/7	0.5/3	-	2	-	-	-
@Midwestern State	2-3-5	3.0/12	1.0/7	-	-	-	-	-
Eastern New Mexico	1-1-2	1.0/3	-	-	-	3	-	-
@Abilene Christian	0-0-0	-	-	-	-	-	-	-
Angelo State	1-3-4	0.5/4	0.5/4	-	1	1	-	-
@Northeastern State	7-0-7	2.0/9	2.0/9	-	-	-	-	-
@Tarleton State	1-2-3	0.5/9	-	-	1	-	-	-
Nebraska-Omaha	2-1-3	2.5/14	1.0/11	-	1	-	-	-
TOTALS	21-16-37	16.5/92	7.5/55	1	5	4	0	0

BRAMAN'S CAREER STATS

Year	G	UT-AT-TOT	TFL/Yd	Sack/Yd	INT	PBU	QBH	FF	FR
2009	12	21-16-37	16.5/92	7.5/55	1	5	4	0	0
TOTALS	12	21-16-37	16.5/92	7.5/55	1	5	4	0	0

STEPHEN BURTON II

WIDE RECEIVER • 6-4 • 215 • SR-1L • LAKEWOOD, CALIF. (ARTESIA)



HIGH SCHOOL: Burton attended Lakewood (Calif.) Artesia HS, where he earned offensive Player of the Year honors as a receiver and running back for coach Norm Flowers' Pioneer squad.

MAJOR: Burton has not declared a major at WTAMU.

GENERAL: Burton has developed into a true fan favorite with his ability to make the acrobatic catch above defenders.

2009: Burton registered three 100-yard reception games, the most recent coming when he grabbed eight passes for a 164 yards and a TD in the Buffs' 43-15 win against Angelo State. He also caught eight passes for 115 yards at #1-ranked Abilene Christian and registered a season-high 13 receptions for 168 yards against 10th-ranked Texas A&M-Kingsville. Against Nebraska-Omaha, he gained 82 yards on just three catches.

JUNIOR COLLEGE: As a receiver/kick return specialist at Long Beach CC, Burton earned first team SCFA all-Southern Conference honors after catching 39 passes for 923 yards (21.1 yards per reception). He also returned 23 kicks for 551 yards, averaging 23.9 yards per return for Coach Mike Riesbig's squad, earning first team all-Conference honors as a receiver and all-purpose player. In 2007, he was named team MVP as well as second team all-Conference as a receiver.



BURTON 2009 GAME-BY-GAME

Opponent	Rec.	Yds.	Avg.	TD	Long	Avg./Gm.
Grand Valley State	4	31	7.8	0	14	31.0
Central Oklahoma	0	0	0.0	0	0	0.0
@Central Washington	7	59	8.4	0	26	59.0
@Southwestern Okla.	5	66	13.2	0	24	66.0
TAMU-Kingsville	13	168	12.9	0	44	168.0
@Midwestern State	0	0	0.0	0	0	0.0
Eastern New Mexico	5	87	17.4	0	29	87.0
@Abilene Christian	8	115a	14.4	0	34	115.0
Angelo State	8	164	20.5	1	43	164.0
@Northeastern State	5	42	8.4	0	13	42.0
@Tarleton State	4	74	18.5	1	42	74.0
Nebraska-Omaha	3	82	27.3	0	43	82.0
TOTALS	62	888	14.3	2	44	74.0

TAYLOR HARRIS 12

QUARTERBACK • 6-3 • 220 • SR-3L • WHITESBORO, TEXAS (HIGH)



2009

Honorable Mention all-LSC South Offense

GENERAL: Harris has picked up where previous record-setting quarterbacks left off, guiding the Buffs to a fifth-consecutive winning season and enters his senior season standing sixth on both the WT career passing and total offense charts. Over his 30-game career, he has completed 424-of-655 passes for 4,993 yards, 32 TDs and 15 interceptions.

2009: Over the course of the 2009 season, Harris threw for 3,738 passing yards, and in the process, became just the seventh player in WT history to top 4,000 yards for his career. Standing second among LSC passing leaders (311.5 ypg.), Harris completed 65.3 percent of his attempts (308-of-472) for 3,738 yards, with 22 TDs and 12 interceptions. In WT's regular-season finale at #7-Tarleton State, Harris passed for a career-high 536 yards and four TDs. In the process, he completed his

first 17 passing attempts and finished the game 31-of-37 for four TDs. One week earlier, at Northeastern State, he completed 19-of-25 passes for 262 yards and three TD's at Northeastern State - in just the first half (he was lifted at halftime with the Buffs leading, 42-10). Against Angelo State, he completed 30-of-39 passes (his second-consecutive week without an interception), for a career-high 414 yards. That marked his second career 400+passing yard outing, as he had one in 2007. One week earlier, he passed for 358 yards, completing 34-of-48 and two TDs (without an interception) at #1-Abilene Christian. That followed a 371-yard passing game against Eastern New Mexico.

2008: Harris saw action in eight contests, completing 33-of-55 passes for 298 yards and three TDs without allowing an interception. He completed 8-of-14 passes for 81 yards and 1 TD in WT's 49-18 win at Central Oklahoma, and also completed eight passes (out of 13 attempts) for 53 yards against Northeastern State. He went 6-for-7 for 57 yards and a TD at Angelo State and was 6-for-7 for 68 yards and a TD against Tarleton State.

2007: While generally assuming a back-up role, Harris proved his worth midway through the 2007 season when starting quarterback, Keith Null, went down with injury. During that time, he made two starting appearances and, in that role, he led the Buffaloes to a pair of victories. He completed 24-of-35 passes with four TDs in WT's 38-17 victory over Angelo State and followed with a 30-of-50 performance for 401 yards and three TDs in the Buffs' 31-0 shutout of Central Oklahoma. For the year, the North Texas product completed 83-of-128 passes for 957 yards and eight TDs, while only being intercepted three

times. His season-long completion was a 57-yard TD strike to Charly Martin against Angelo State.

2006: Redshirt season.

HIGH SCHOOL: Harris completed a glimmering four-year prep career at Whitesboro HS with 5,134 yards and 49 touchdowns. He was a four-time all-District selection

and a three-time all-Area honoree. When he departed WHS, he was the holder of eight school career passing records. Harris graduated in the top ten-percent of his class. He also participated in basketball, baseball and track.

MAJOR: Harris is a Psychology major at WTAMU.



HARRIS 2009 GAME-BY-GAME

Opponent	Comp-Att-INT	Effic.	Pct.	Yards	TD	Long	Rush	Total Off.
Grand Valley State	34-46-1	.782	306	2	30	-11	295	
Central Oklahoma	16-30-2	.533	150	0	32	-26	124	
@Central Washington	23-38-0	.605	174	1	49	-31	143	
@Southwestern Okla.	23-31-1	.741	259	1	80	-22	237	
TAMU-Kingsville	29-51-0	.568	306	1	44	-16	290	
@Midwestern State	30-55-2	.545	320	1	29	0	320	
Eastern New Mexico	27-43-1	.627	371	3	65	-24	346	
@Abilene Christian	34-48-0	.708	358	2	37	-27	331	
Angelo State	30-39-0	.769	414	2	79	-3	411	
@Northeastern State	19-25-2	.760	262	3	49	-11	251	
@Tarleton State	31-17-1	.837	536	4	92	-15	521	
Nebraska-Omaha	15-29-2	.517	282	2	43	5	287	
TOTALS	308-472-12	142.07	.653	3,738	22	92	-181	3,557

HARRIS' CAREER STATS

Year	GP	Comp-Att-INT	Effic.	Pct.	Yards	TD	Long	Avg/Gm	Rush	Total Off.
2006		redshirt season								
2007	10	83-128-3	143.58	64.8	957	8	57	95.7	-35	922
2008	8	33-55-0	123.51	60.0	298	3	24	37.2	9	307
2009	12	308-472-12	142.07	65.3	3,738	22	92	311.5	-181	3,557
TOTALS	30	424-655-15		64.7	4,993	33	92	166.4	-207	4,786

CURTIS JEFFERSON 38

DEFENSIVE BACK • 6-0 • 195 • JR-2L • HOUSTON, TEXAS (CY-RIDGE)



2009

First Team all-LSC South Defense

GENERAL: With 19 starts to his resume, this Houston-area product has developed into one of the top secondary men in the Lone Star Conference, as evidenced by his being honored with first-team all-LSC South honors.

2009: Playing at strong safety, Jefferson made his mark, logging a career-high 15 tackles against both #10-Texas A&M-Kingsville as well as at #23-Midwestern State. Against the Javs, he registered a game and then-career-high 15 tackles (3 solo, 12 assists), while also enjoying his second career interception. One week later, at Midwestern State, he duplicated that 15-tackle effort (9 solo, 6 assists) to go with one pass breakup and a QB hurry. Jefferson logged a team-best 12 stops (7 solo, 5 assists) at Tarleton State, as well as intercepting his third pass of the season. He also

posted eight stops (two for lost-yardage) and an interception against Eastern New Mexico, as well as having an eight-tackle outing against Angelo State.

2008: Jefferson saw action in all 13 games as a redshirt freshman, making seven starts. He started the year with a bang, earning LSC Defensive Player of the Week honors after registering a team and game-high 10 tackles at Mesa State, including stripping a MSC receiver of the football at the WT 10-yard line and recovering the errant fumble. He matched that season-high 10-tackle effort with 10 takedowns against Abilene Christian. Over the course of the season, Jefferson registered 50 total tackles (30 solo, 20 assisted) to rank fourth among Buff defenders. He also six pass breakups and intercepted a pass at Texas A&M-Kingsville, which he returned 21 yards.

2007: Redshirt season.

HIGH SCHOOL: Jefferson helped the Cy-Ridge Rams to a 6-5 mark during his senior year. During that time, he earned first team all-District honors as a defensive back his senior year and was a second-team selection as a junior. He also lettered in track & field for three years, in which he competed in the triple jump. As a jumper, he was District Champion, Regional Qualifier and State Qualifier. Jefferson was also a member of the National Society of High School Scholars, as well as the Cy-Ridge Honor Roll.

MAJOR: Jefferson is majoring in Sports & Exercise Sciences at WTAMU.



JEFFERSON 2009 GAME-BY-GAME

Opponent	UT-AT-TOT	TFL/Yd	Sack/Yd	INT	PBU	QBH	FF	FR
Grand Valley State	3-3-6	0.5/0	-	-	-	-	-	1
Central Oklahoma	5-3-8	-	-	-	2	-	-	-
@Central Washington	2-0-2	-	-	-	-	-	-	-
@Southwestern Okla.	1-4-5	-	-	-	-	-	-	1
TAMU-Kingsville	3-12-15	1.5/4	-	1	-	-	-	-
@Midwestern State	9-6-15	1.0/1	-	-	1	-	-	-
Eastern New Mexico	7-1-8	2.0/4	-	1	1	-	-	-
@Abilene Christian	2-4-6	-	-	-	-	-	-	-
Angelo State	5-3-8	-	-	-	1	-	-	-
@Northeastern State	2-3-5	-	-	-	-	-	-	-
@Tarleton State	7-5-12	0.5/1	-	1	1	-	-	-
Nebraska-Omaha	1-7-8	-	-	-	1	-	-	-
TOTALS	47-51-98	5.5/10	-	3	7	0	0	2

JEFFERSON'S CAREER STATS

Year	G	UT-AT-TOT	TFL/Yd	Sack/Yd	INT	PBU	QBH	FF	FR
2007	Redshirt Season								
2008	13	30-20-50	1.0/5	0.5/4	1	6	1	1	1
2009	12	47-51-98	5.5/10	-	3	7	0	0	2
TOTALS	25	77-71-148	6.5/15	0.5/4	4	13	1	1	3

ANTHONY SCOTT 20

INSIDE LINEBACKER • 5-11 • 240 • SR-3L • AMARILLO, TEXAS (TASCOSA)



2009

Honorable Mention all-LSC South Defense

GENERAL: This hard hitting local product has become a true playmaker at middle linebacker.

2009: The Buffs' tackle leader with 106, Scott ranked fifth among LSC tackle leaders and was among the top-50 nationally. He did not play at SWOSU due to an arm injury, yet averaged over nine tackles per outing. Against Nebraska-Omaha, the Amarillo, Texas, native recorded a game, season and career-high 17 stops (10 solo, 7 assists). He logged seven stops at Tarleton State and had eight tackles (2 solo, 6 assists) at Northeastern State, including 2.5 TFLs for minus-nine yards. He also had eight tackles (4 solo, 4 assists) with one TFL against Angelo State. He tied a career high by recording 11 tackles (4 solo, 7 assists) at #1-Abilene Christian and logged seven tackles (6 solo, 1 assists)

against Eastern New Mexico, with a TFL for minus-three yards. At #23-Midwestern State and recorded 11 stops (5 solo, 6 assists). Against #10-Texas A&M-Kingsville, he logged eight stops (2 solo, six assists), including 1.5 for minus-two yards. At #6-Central Washington, he totalled eight stops (5 solo, 3 assists), including assisting on one for minus yardage, as well as recording a PBU. He had 10 stops (2 solo, 8 assists) against Central Oklahoma. One week prior, he had a team-leading 11 stops against #1-ranked Grand Valley State, including 10 unassisted tackles and one solo stop, while also contributing one tackle-for loss (minus-four yards) and one forced fumble.

2008: Scott saw starting duty as an inside linebacker in 10 of 13 contests, and ranked fifth among all Buffalo defenders in total tackles, with 47 (25 solo, 22 assisted). He was involved in 6.5 TFLs for minus-26 yards and recorded one sack for minus-six yards. He enjoyed a season-best nine tackle performance against Abilene Christian, posted seven tackles (including two TFLs) against Central Washington, logged six takedowns against both Southwestern Oklahoma as well as at Texas A&M-Kingsville and recorded five tackles against both Azusa Pacific as well as Northeastern Oklahoma. His three forced fumbles was a team-high, while also recovering two fumbles, breaking up one pass and forcing one QB hurry.

2007: As a true freshman, Scott saw action in all 13 contests, registering 46 tackles (11 solo, 35 assisted), with five-and-a-half tackles for minus-13 yards in losses. He was also involved in an assisted sack for another five yard loss. Scott enjoyed an eight tackle (one solo, seven assisted) outing against South Dakota, registered six

tackles (six assisted) against Washburn and had a pair of five takedown performances (Eastern New Mexico, Central Oklahoma).

HIGH SCHOOL: Scott was a two-way performer for Amarillo (Texas) Tascosa HS, rushing for over 1,500 yards as a senior and helping lead the Rebels to their first playoff victory since 1968. He was selected

as a second team all-State linebacker and was also selected as second team all-State as a junior. Additionally, he was named the Amarillo Globe News Super Team Defensive Player of the Year.

MAJOR: Scott is a Management major at WTAMU.



SCOTT 2009 GAME-BY-GAME

Opponent	UT-AT-TOT	TFL/Yd	Sack/Yd	INT	PBU	QBH	FF	FR
Grand Valley State	10-1-11	1.0/4	-	-	-	-	1	-
Central Oklahoma	2-8-10	1.0/1	-	-	-	-	-	-
@Central Washington	5-3-8	0.5/1	-	-	1	-	-	-
@Southwestern Okla.	dnp							
TAMU-Kingsville	2-6-8	1.5/2	-	-	-	-	-	-
@Midwestern State	5-6-11	-	-	-	-	-	-	-
Eastern New Mexico	6-1-7	1.0/3	-	-	-	-	-	-
@Abilene Christian	4-7-11	-	-	-	-	-	-	-
Angelo State	4-4-8	1.0/1	-	-	-	-	-	-
@Northeastern State	2-6-8	2.0/9	1/0/6	-	-	-	-	-
@Tarleton State	2-5-7	0.5/0	-	-	1	-	-	-
Nebraska-Omaha	10-7-17	1.0/2	-	-	1	-	-	-
TOTALS	52-54-106	10.0/23	1.0/6	0	3	0	1	0

SCOTT'S CAREER STATS

Year	G	UT-AT-TOT	TFL/Yd	Sack/Yd	INT	PBU	QBH	FF	FR
2007	13	11-35-46	5.5/13	0.5/5	0	2	2	0	1
2008	13	25-22-47	6.5/26	1.0/6	0	1	1	3	2
2009	11	52-54-106	10.0/23	1.0/6	0	3	0	1	0
Totals	37	88-111-199	22.0/62	2.5/17	0	6	3	4	3

KELVIN THOMPSON 5

RUNNING BACK • 5-11 • 200 • SR-3L • MINERAL WELLS, TEXAS (HIGH)



GENERAL: The rugged Thompson has been a quality running back in the Buffs' offensive backfield, and, over his career, has averaged over five yards every time he touches the football.

2009: A true all-purpose back, Thompson maintained a trend which saw him average an impressive 5.2 yards per rushing attempt. In addition to his 529 net rushing yards, Thompson also compiled 231 receiving yards to averaging 95.0 all-purpose yards per contest. gained a team-high 529 yards and six TDs over eight contests, while averaging 66.1 yards per game and 5.2 yards per rushing attempt. He has also compiled 231 receiving yards to average 107.1 all-purpose yards per contest. He registered his second career 100-yard rushing performance when he gained a career-high 132 yards on 17 carries at Southwestern Oklahoma State. At #7-Tarleton State, he averaged 7.0 yards on four carries.

2008: While seeing action in all 13 contests, Thompson gained 430 all-purpose yards. He rushed for 226 yards on 51

carries, averaging 4.4 yards per carry, while also catching 13 passes for 141 yards. Thompson also returned 11 kickoffs for 61 yards, with a long return of 26 yards. He recorded his first career 100-yard outing when he gained 106 yards against Azusa Pacific. That game saw him gallop a career-long 92 yards for a TD. He posted 85 all-purpose yards against Abilene Christian, with the majority coming via four receptions for 51 yards. For the season, Thompson registered four TDs, all via the ground, scoring one apiece against Azusa Pacific, Midwestern State, at Eastern New Mexico and against Abilene Christian.

2007: As a redshirt-freshman, Thompson saw action in all 13 contests, gaining 171 yards on 37 carries. He scored a pair of TDs while averaging 4.6 yards per carry and 13.2 yards per game. His high-yardage effort was a two-carry, 51-yard outing against Adams State, a game that saw him break a 44-yard TD jaunt. He also had a four-rush, 44-yard game against Tarleton State and an eight-carry, 33-yard, one TD outing against Eastern New Mexico. Receiving, he caught eight passes for 56 yards, with a long of 23 yards.

2006: Redshirt season.

HIGH SCHOOL: Thompson played both running back and free safety for Mineral Wells (Texas) HS. He ran for 2,200 yards as a senior and was honored as District Offensive MVP and co-MVP as well as garnering first team all-District honors at safety. Thompson also lettered in basketball and track & field.

MAJOR: Thompson is a Management major at WTAMU.



THOMPSON 2009 GAME-BY-GAME

Opponent	Rush	TD	Rec	TD	All-Purpose
Grand Valley State	10-54	0	8-92	1	146
Central Oklahoma	16-75	1	7-43	0	118
@Central Washington	16-81	0	4-18	0	99
@Southwestern Okla.	17-132	3	6-39	0	171
TAMU-Kingsville	19-70	1	3-13	0	83
@Midwestern State	18-79	1	9-77	0	156
Eastern New Mexico	dnp				
@Abilene Christian	dnp				
Angelo State	dnp				
@Northeastern State	dnp				
@Tarleton State	4-28	0	1-15	0	43
Nebraska-Omaha	2-10	0	0-0	0	10
TOTALS	102-529	6	37-231	0	760 / 95.0

THOMPSON'S CAREER STATS

RUSHING

Year	G	Att.	Yards	Avg	TDs	Lng	Ypg.
2006	redshirt season						
2007	13	37	171	4.6	2	44	13.2
2008	13	51	226	4.4	4	92	17.4
2009	7	102	529	5.2	6	26	66.1
TOTALS	33	190	926	4.9	12	92	28.1

RECEIVING

Year	G	Rec	Yards	TDs	Lng	Ypr.	Ypg.
2006	redshirt season						
2007	13	8	56	0	23	7.0	4.3
2008	13	13	141	0	31	10.8	10.8
2009	7	37	231	0	20	6.2	28.9
TOTALS	33	58	428	0	31	7.4	13.0

2010 BUFFALOES

TORRENCE

ALLEN 84

WIDE RECEIVER

6-1, 180, FR-RS

MERIDIAN, TEXAS (HIGH)

GENERAL: This CenTex product will be looking to make his mark with the Buffs' receiver corps.

2009: Redshirt season.

HIGH SCHOOL: Allen earned district Most Valuable Player honors under Coach Larry Moorhead at Meridian (Texas) HS. He also competed in track & field, winning the Class 1A State Championship in the triple jump, with an effort of 47-11. A three-sport athlete, Allen also earned varsity letters in basketball.

MAJOR: Allen is a Sports & Exercise Sciences major.

FRANK

ARRIOLA 61

OFFENSIVE LINE

6-2, 285, JR-TR

MISSION VIEJO, CALIF.
(ORANGE COAST CC)

GENERAL: This California transfer will be looking to bolster the Buffs' offensive line.

JUNIOR COLLEGE: Arriola was an offensive lineman for coach Doug Smith at Costa Mesa, Calif., Orange Coast Community College. He was a vital part of a Pirate offensive unit which set the school's all-time rushing record.

HIGH SCHOOL: Arriola attended Dana Point HS in Mission Viejo, Calif., before transferring to Mission Viejo Mission HS. He was an honorable mention offensive lineman at guard and tackle, as well as earning 'rookie of the year' honors.

MAJOR: Arriola is undecided on an academic major at WTAMU.

EMORY

ATTERBERRY 74

OFFENSIVE LINE

6-5, 285, FR-RS

SANTA FE, N.M. (ST. MICHAELS)



GENERAL: Atterberry will be looking to bolster the WT offensive line unit.


2009: Redshirt season.

HIGH SCHOOL: Atterberry earned first-team all-State, all-Region and all-District 2-3A as an offensive and defensive lineman at Santa Fe (N.M.) St. Michaels HS. In 2008, he helped lead the Horsemen of Coach Joey Fernandez to an 8-5 record and a state playoff berth. In 2007, the Horsemen finished 12-2, advancing to the state playoffs. A three-sport athlete, Atterberry also lettered in basketball and track & field. He was a member of the National Spanish Honor Society.

MAJOR: Atterberry is majoring in Computer Information Systems while at WTAMU.

SHAD

BAICHTAL 43



OUTSIDE LINEBACKER

5-11, 175, SR-1L

MISSION VIEJO, CALIF. (HIGH)

GENERAL: This California native belies his physical size, delivering bone-crushing hits on opposing ball carriers.

2009: While seeing action in all 12 contests, Baichtal concluded the season by logging 11 tackles against Nebraska-Omaha in the Lower Kanza Bowl, including two PBUs. Against Angelo State, he thwarted a potential ASU scoring drive with his second interception of the season, a one-handed effort at the WT 4-yard line, as well as contributing four tackles and a QB sack. Baichtal earned LSC South Defensive Player of the Week honors for his play against then #1-ranked Abilene Christian, as he intercepted ACU's first passing attempt of the game, forced a QB hurry, registered a safety when he tackled Wildcat RB Daryl Richardson in the end zone, assisted on a QB sack and recorded six total tackles in helping the Buffs take a 32-21 road victory.

JUNIOR COLLEGE: Baichtal had a solid 2008 season as a cornerback-return specialist for Coach Mike Fuller's Orange Coast College club. Over eight games, he logged 63 tackles (22 solo, 41 assisted), the second-highest total among Pirate tackle leaders. He also recorded three interceptions, returning them a total of 91 yards, had five PBU's, forced one fumble while recovering a fumble. He also returned 17 punts for 113 yards, averaging 6.6 yards per return, while fielding two kickoffs for 44 yards, averaging 22.0 yards per return. He was a two-time first-team all-Mission Conference honoree.

HIGH SCHOOL: Baichtal was a second-team all-conference selection as a defensive back for Coach Bob Johnson at Mission Viejo (Calif.) HS.

MAJOR: Baichtal is majoring in Business at WTAMU.

BAICHTAL 2009 GAME-BY-GAME

Opponent	UT-AT-TOT	TFL/Yd	Sack/Yd	INT	PBU	QBH	FF	FR
Grand Valley State	0-0-0	0.0/0	0.0/0	0	0	0	0	0
Central Oklahoma	2-1-3	0.0/0	0.0/0	0	0	0	1	0
@Cent. Washington	1-0-1	1.0/1	0.0/0	0	0	0	0	0
@Southwestern Okla.	0-2-2	0.0/0	0.0/0	0	0	0	0	0
TAMU-Kingsville	0-3-3	0.0/0	0.0/0	1	0	0	0	0
@Midwestern State	0-0-0	0.0/0	0.0/0	0	1	0	0	0
E. New Mexico	7-2-9	1.0/7	0.0/0	0	0	0	1	0
@Abilene Christian	2-4-6	0.5/3	0.5/3	1	0	1	0	0
Angelo State	2-2-4	1.0/8	1.0/8	1	0	0	0	0
@Northeastern State	2-1-3	0.0/0	0.0/0	0	1	0	0	0
@Tarleton State	1-2-3	0.0/0	0.0/0	0	0	0	0	0
vs. Nebraska-Omaha	7-4-11	0.0/0	0.0/0	0	2	0	0	0
TOTALS	24-21-45	3.5/19	1.5/11	3	4	1	1	1

BRANDON

BOYD 39

LINEBACKER

5-10, 230, FR-RS

HOUSTON, TEXAS
(EISENHOWER)

GENERAL: WT coaches are high on the potential that Boyd brings to the Buffs' linebacking corps.

2009: Redshirt season.

HIGH SCHOOL: Boyd was the District 19-5A Defensive Most Valuable Player as a senior at Houston (Texas) Eisenhower HS. Coached by Ray Evans, he also earned Northeast Houston Defensive Player of the Year honors and was a second team all-Greater Houston pick. In addition to football, Boyd also lettered in track & field.

MAJOR: Boyd is a Computer Information Systems major at WTAMU.

JUSTIN

BROWN 67

OFFENSIVE LINE

6-7, 300, JR-TR

LONG BEACH, CALIF. (POLY/SADDLEBACK)

GENERAL: Another California transfer, Brown gives the Buffaloes another physically imposing presence on the offensive line.

JUNIOR COLLEGE: Brown was an offensive lineman for coach Mark McElroy's Saddleback College Gauchos in 2007 after attending UCLA from April 2005 through June 2007. He played in nine games for Saddleback in 2007 as the team finished 7-3, including an appearance in the Western State Conference Bowl. Saddleback had scheduled game cancelled due to poor air quality when nearby mountains were burning from wildfires for a week in late October 2007.


HIGH SCHOOL: Brown was an all-CIF (California Interscholastic Federation) selection as an offensive lineman at Long Beach (Calif.) Poly HS. He helped lead coach Russ Lara's Jackrabbits to a 13-3 win over Crespi in the Pac-5 state championship game.

MAJOR: Brown is undecided on an academic major at WTAMU.

2010 BUFFALOES

MAURICE

CALDWELL 21



DEFENSIVE BACK
5-11, 170, JR-2L
SAN ANTONIO, TEXAS
(WARREN)

GENERAL: This San Antonio product has developed into a dependable cornerback in the Buffs' secondary unit.

2009: While seeing action in all 12 contests, including making two starting appearances, Caldwell recorded a total of 20 tackles (13 solo, 7 assisted). He also registered four pass-breakups. Caldwell earned two starting assignments, with those coming against Eastern New Mexico, where he logged a season-high eight stops (four solo, four assisted), including a solo stop behind the line of scrimmage. He also earned a starting assignment at corner in the Buffs win at then top-ranked Abilene Christian.

2008: Caldwell saw activity in four contests, logging a total of three tackles (1 solo, 2 assisted). His playing time came at Eastern New Mexico (1 assisted stop), against Azusa Pacific, Midwestern State and Northeastern State (1 solo, 1 assist, 1 fumble recovery).

2007: Redshirt season.

HIGH SCHOOL: A 2006 graduate of Warren High School in San Antonio, Texas, Caldwell lettered in football as well as track & field. He garnered first team all-District 28-5A honors at both the running back and defensive back positions following both his junior and senior seasons. He also brought home all-Area Defensive Back accolades after his senior season in which he helped lead the Warriors to a 9-3 record. Caldwell compiled over 2,000 rushing yards and three interceptions during his final two seasons and averaged over 30 yards per return as a kick returner. He also garnered first team all-District track & field honors in the 110 high hurdles.

MAJOR: Caldwell is majoring in Biotechnology at WTAMU.

CALDWELL 2009 GAME-BY-GAME

Opponent	UT-AT-TOT	TFL/Yd	Sack/Yd	INT	PBU	QBH	FF	FR
Grand Valley State	1-0-1	0.0/0	0.0/0	0	0	0	0	0
Central Oklahoma	0-0-0	0.0/0	0.0/0	0	0	0	0	0
@Cent. Washington	1-0-1	0.0/0	0.0/0	0	0	0	0	0
@Southwestern Okla.	2-1-3	0.0/0	0.0/0	0	2	0	0	0
TAMU-Kingsville	0-0-0	0.0/0	0.0/0	0	0	0	0	0
@Midwestern State	0-0-0	0.0/0	0.0/0	0	1	0	0	0
E. New Mexico	4-4-8	1.0/5	0.0/0	0	1	0	1	0
@Abilene Christian	2-0-2	0.0/0	0.0/0	0	0	0	0	0
Angelo State	1-0-1	0.0/0	1.0/8	1	0	0	0	0
@Northeastern State	1-0-1	0.0/0	0.0/0	0	0	0	0	0
@Tarleton State	0-1-1	0.0/0	0.0/0	0	0	0	0	0
vs. Nebraska-Omaha	1-1-2	0.0/0	0.0/0	0	1	0	0	0

SERGIO

CASTILLO 41



PLACEKICKER
5-11, 195, FR-RS
MISSION, TEXAS (LA JOYA)

GENERAL: This Rio Grande Valley product will be battling to display his skills as WT's placekicker during the 2010 campaign.

2009: Redshirt season. He was 5-of-5 on PATs in the 2010 Maroon-White game.

HIGH SCHOOL: Castillo earned first team all-district honors as a placekicker and was a second team selection as a punter for La Joya (Mission, Texas) HS. He also lettered in baseball and soccer for the Coyotes, while also playing in the band.

MAJOR: Castillo is majoring in Social Sciences at WTAMU.

NATHAN

CHESTNUT 29

LINEBACKER
6-2, 200, SO-TR
AMARILLO, TEXAS
(RIVER ROAD)

GENERAL: An Amarillo native, Chestnut looks to bolster the Buff linebacking corps.


2009: Redshirt season.

HIGH SCHOOL: Chestnut was a first team all-district selection as a safety and quarterback at Amarillo (Texas) River Road HS in 2008. He was also captain of the Wildcats' track & field squad, as well as being a member of the National Honor Society.

MAJOR: Chestnut is a Pre-Nursing major at WTAMU.

DAVID

CHRISTMAS 66



DEFENSIVE LINE
6-0, 240, FR-RS
HOUSTON, TEXAS (ALIEF ELSIK)

GENERAL: Having spent his true freshman season in the weight room, this Houston-area product will be vying for playing time on the Buffs' defensive line.

2009: Redshirt season.

HIGH SCHOOL: Christmas was a first team all-District 21-5A selection as a senior outside linebacker at Houston (Texas) Alief Elsik HS. He also earned second-team all-State selection, playing under head coach Gregg Alexander. Christmas also earned varsity letters in track & field and basketball.

MAJOR: Christmas is a Management major at WTAMU.

TIM

COWDREY 88



PUNTER
6-4, 200, SR-1L
REEDLEY, CALIF. (IMMANUEL)

GENERAL: Having served as the Buffaloes' punter a year ago, the Buffs' punting duties should again be handled by this likeable Californian.

2009: Cowdrey averaged 36.4 yards on 46 punts as a junior. He booted five punts of 50+ yards, including a season-long 63 yarder against Nebraska-Omaha in the Lower Kanza Bowl. Cowdrey also punted 59-yard efforts against Central Oklahoma and Eastern New Mexico. He proved adept at placing the ball inside the opposing 20-yard line, as he did so eight times, while registering just two touchbacks.

JUNIOR COLLEGE: Cowdrey booted 52 punts for 2,101 yards to average 40.4 yards in 2008 while at Reedley College. He placed 15 of 52 efforts inside the 20 yard line and five carried for 50-plus yards. A two-time all-conference selection, Cowdrey was also selected as student Male Athlete of the Year.

HIGH SCHOOL: While at Reedley (Calif.) Immanuel HS, Cowdrey earned all-Central Sequoia League honors in 2006 after averaging over 44 yards per punt and logging 73 tackles as a free safety. He did this despite playing the final six games of his senior season with a dislocated thumb. He also lettered in basketball, helping lead Immanuel to the 2007 Central Section Division V championship.

MAJOR: Cowdrey is a Communications Disorders major at WTAMU.

COWDREY'S CAREER STATS

Year	G	No.	Yds.	Avg.	Long	Blk	TB	50+	I-20
2009	12	46	1,674	36.4	64	2	2	5	8

KENDRICK

CUTSINGER 34



TIGHT END
6-4, 225, SO-1L
AUSTIN, TEXAS (WESTLAKE)

GENERAL: Cutsinger has the skills to give the Buffs' a true pass-catching option at the tight end position.

2009: Cutsinger saw action in all 12 contests as a tight end. He enjoyed a season-best three-catch performance at Northeastern State, gaining 20 yards in the process. He also caught a pair of passes for 14 yards in the season-opener against Grand Valley State as well as nabbing a short, three-yard, grab against Angelo State. His longest reception of the season went for 10 yards at Northeastern State.

2008: As a true freshman, Cutsinger saw action in seven contests as a wide receiver – at Texas A&M-Kingsville, against Midwestern State, Abilene Christian, at Angelo State, Northeastern State, Tarleton State and against Cen-

2010 BUFFALOES

tral Washington, but did not compile any statistics.

HIGH SCHOOL: Cutsinger helped lead Austin (Texas) Westlake to a 7-4 mark as a senior in 2007. For the season, he had 13 receptions for 137 yards and four TDs. He was honored as an all-District 25-5A and all-Centex tight end selection. Cutsinger also played basketball and baseball while at Westlake HS.

MAJOR: Cutsinger is majoring in General Business at WTAMU.

CUTSINGER 2009 GAME-BY-GAME


Opponent	Rec	Yards	TDs	Long	Yds/Rec
Grand Valley State	2	14	0	8	7.0
Central Oklahoma	0	0	0	0	0
@Cent. Washington	0	0	0	0	0
@Southwestern Okla.	0	0	0	0	0
TAMU-Kingsville	0	0	0	0	0
@Midwestern State	0	0	0	0	0
E. New Mexico	0	0	0	0	0
@Abilene Christian	0	0	0	0	0
Angelo State	1	3	0	3	3
@Northeastern State	3	20	0	10	6.7
@Tarleton State	0	0	0	0	0
vs. Nebraska-Omaha	0	0	0	0	0
TOTALS	6	37	0	10	6.2

CUTSINGER'S CAREER STATS

Year	G	Rec	Yards	TDs	Lng	Yds/Rec	Avg/G
2008	7	0	0	0	0	0.0	0.0
2009	12	6	37	0	10	6.2	3.1
TOTALS	19	6	37	0	10	6.2	1.9

SERVELL

DANDRIDGE 97



DEFENSIVE LINE
6-3, 250, SO-SQ
DESOTO, TEXAS
(DUNCANVILLE)

GENERAL: Having seen occasional duty on the defensive line a year ago, this talented Metroplex product looks to solidify a spot on the Buffs's defensive front in 2010.

2009: Dandrige saw action in a pair of games, against Angelo State and at Northeastern State, but did not register any statistics. He made his mark in track & field, where he earned all-America honors, as his of 52.36 meter effort (171-09 feet) placed third at the NCAA Division II Outdoor Championships. He was also the Lone Star Conference champion in the event with a seasons-best winning effort of 56.83 meters (186-05 feet).

2008: Redshirt season.

HIGH SCHOOL: A two-way starter on both the offensive and defensive lines at Duncanville (Texas) HS, Dandrige earned honorable mention all-District honors in 2007. A two-sport athlete for the Panthers, he was also one of the region's better discus throwers as well as a member of the National Honor Society.

MAJOR: Dandrige is majoring in Management at WTAMU.

DANDRIDGE 2009 GAME-BY-GAME


Opponent	UT-AT-TOT	TFL/Yd	Sack/Yd	INT	PBU	QBH	FF	FR
Grand Valley State	dnp							
Central Oklahoma	dnp							
@Cent. Washington	dnp							
@Southwestern Okla.	dnp							
TAMU-Kingsville	dnp							
@Midwestern State	dnp							
E. New Mexico	dnp							
@Abilene Christian	dnp							
Angelo State	0-0-0	0.0/0	0.0/8	0	0	0	0	0
@Northeastern State	0-0-0	0.0/0	0.0/0	0	0	0	0	0
@Tarleton State	dnp							
vs. Nebraska-Omaha	dnp							
TOTALS	0-0-0	0.0/0	0.0/0	0	0	0	0	0

DANDRIDGE'S CAREER STATS

Year	G	UT-AT-TOT	TFL/Yd	Sack/Yd	INT	PBU	QBH	FF	FR
2008		Redshirt season							
2009	2	0-0-0	0.0/0	0.0/0	0	0	0	0	0
TOTALS	2	0-0-0	0.0/0	0.0/0	0	0	0	0	0

JACOB

DAVIS 57



DEFENSIVE LINE
6-2, 245, JR-TR
BAKERSFIELD, CALIF.
(CENTENNIAL/BAKERSFIELD COLLEGE)

GENERAL: This transfer lineman will be looking to display his skills along the Buffs' defensive line.


JUNIOR COLLEGE: Davis played one season at Bakersfield (Calif.) College. As a freshman defensive end, coach Jeff Chudy's Renegades posted a 4-6 record.

HIGH SCHOOL: Davis was an offensive guard and defensive end for a Bakersfield (Calif.) Centennial HS squad which posted a 10-2 mark in 2007 and ranked among the state's top-20 for five weeks. That season saw Davis record 30 tackles and four QB sacks.

MAJOR: Davis is majoring in History Education while at WTAMU.

TANNER

DENNIS



WIDE RECEIVER
6-0, 190, FR-RS
AMARILLO, TEXAS (TASCOSA)

GENERAL: This Amarillo native will be looking to lend his abilities to the Buffs' outside receiving unit.

2009: Redshirt season. He displayed his skills in track & field, clocking a 10.92 in the 100 meters, as well as pole vaulting 4.73 meters.

HIGH SCHOOL: Playing for head coach Heath Parker, Dennis helped lead the Amarillo (Texas) Tascosa Rebels to a 3-7 record as a senior in 2008. He also lettered in track & field, as well as soccer. Dennis was a regional qualifier in the pole vault, placing second at the District 2-5A meet. He would set his prep best with a 15-6 foot vault at the Region 1-5A meet.

MAJOR: Dennis is majoring in Sports & Exercise Sciences at WTAMU.

MYRON

DILLARD 25

WIDE RECEIVER
6-0, 195, JR-TR
GULFPORT, FLA.
(BOCA CIEGA/LOS MEDANOS COLLEGE)

GENERAL: Dillard has the physical tools to be a big-play receiver in the Buffaloes' offense.


JUNIOR COLLEGE: While at Pittsburg, California's Los Medanos College, Dillard played wide receiver and running back for coach Van Boschetti's Mustangs.

HIGH SCHOOL: Dillard was a first-team all-Sun Coach selection as a running back at Gulfport (Calif.) Boca Ciega HS. He helped lead coach Jean Gordon's Pirates to an 8-3 record in 2005. Dillard also excelled in track & field, where he competed in the 100 and 200 meters, the 4x100 relay, the long jump and the high jump.

MAJOR: Dillard is majoring in Mass Communications at WTAMU.

TAE

EVANS 4



DEFENSIVE BACK
6-0, 205, SR-3L
AMARILLO, TEXAS
(PALO DURO)

GENERAL: The always smiling Evans, a first-team all-LSC selection, provides a solid anchor at one corner position in the Buffaloes' secondary unit. Dedicated in the weight room, as well as on the field, the Amarillo, Texas, native was recognized as a 2009 NSCA All-American Strength and Conditioning Athlete.

2010 BUFFALOES

2009: Evans, who served as a defensive team captain, was a 12-game starter at cornerback, logging 72 tackles (49 solo, 23 assisted) for the season. He had a career-high nine tackles on three occasions (vs. TAMU-Kingsville, vs. Angelo State, vs. Nebraska-Omaha), while also registering three interceptions for 89 return yards. His longest return was a 64-yard pick-and-run at Midwestern State. He had two PBUs at Central Washington, while logging a total of six breakups over the season. He also forced a pair of fumbles, one against TAMU-Kingsville and one against Eastern New Mexico.

2008: Playing at cornerback, Evans recorded 15 tackles (nine solo, six assisted) over 12 contests. He received four starting assignments (at Central Oklahoma, against Southwestern Okla., at TAMU-Kingsville and against Tarleton State). He had a season-high four stops against Tarleton

State, as well as recovering a fumble against the Texans. He also logged a season-best two pass breakups at Eastern New Mexico, one of four which he swatted for the season.

2007: Evans saw action in 12 contests, recording 18 tackles for the season (11 solo, seven assisted). A strong coverage back, he also broke up three passes while forcing a lone fumble.

2006: Redshirt season.

HIGH SCHOOL: Evans was a three-sport athlete for Amarillo's Palo Duro HS. As a senior in 2005, he garnered all-District honors after registering 55 tackles and a pair of interceptions. For that effort, he was honored with a spot on the Amarillo Globe News Super Team. Evans also completed in basketball and track & field.

MAJOR: Evans is a General Business at WTAMU.

EVANS 2009 GAME-BY-GAME


Opponent	UT-AT-TOT	TFL/Yd	Sack/Yd	INT	PBU	QBH	FF	FR
Grand Valley State	6-1-7	0.0/0	0.0/0	0	1	0	0	0
Central Oklahoma	6-2-8	1.0/1	0.0/0	0	0	0	0	0
@Cent. Washington	2-1-3	0.0/0	0.0/0	0	2	0	0	0
@Southwestern Okla.	4-1-5	0.0/0	0.0/0	1	0	0	0	0
TAMU-Kingsville	4-5-9	0.0/0	0.0/0	0	0	0	1	0
@Midwestern State	2-2-4	1.0/1	0.0/0	1	1	0	0	1
E. New Mexico	5-2-7	0.0/0	0.0/0	0	1	0	1	0
@Abilene Christian	4-1-5	0.0/0	0.0/0	0	0	0	0	0
Angelo State	6-3-9	0.0/0	0.0/0	0	0	0	0	0
@Northeastern State	2-1-3	1.0/1	0.0/0	1	1	0	0	0
@Tarleton State	2-1-3	0.0/0	0.0/0	0	0	0	0	0
vs. Nebraska-Omaha	6-3-9	1.0/2	0.0/0	0	0	0	0	0
TOTALS	49-23-72	4.0/5	0.0/0	3	6	0	2	0

EVAN'S CAREER STATS

Year	G	UT-AT-TOT	TFL/Yd	Sack/Yd	INT	PBU	QBH	FF	FR
2006	Redshirt season								
2007	12	11-7-18	0.0/0	0.0/0	1	3	0	1	0
2008	12	9-6-15	0.0/0	0.0/0	1	4	0	0	1
2009	12	49-23-72	4.0/5	0.0/0	3	6	0	2	0
TOTALS	36	69-36-105	4.0/5	0.0/0	5	13	0	3	1

ZANE

FARRIS 52



OUTSIDE LINEBACKER
5-11, 215, JR-2L
NAZARETH, TEXAS (HIGH)

GENERAL: After missing the 2009 season due to injury, Farris will be looking to return to the form he displayed in 2008, when he ranked sixth in total tackles among all Buff defenders.

2009: Farris, who was selected as a team captain prior to the season, received a medical redshirt after missing the entire season after suffering a broken leg during preseason drills. During the 2010 Maroon-White game, he logged a game-high nine tackles, including a QB sack and one PBU.

2008: Farris was used extensively as both an outside linebacker as well as on special teams in all 13 contests. For the season, he registered 44 total tackles (24 solo, 20 assisted), including 1.5 stops for lost yardage. His high-tackle outing came against Northeastern State, when he registered nine stops, while he also accumulated eight total tackles against Azusa Pacific.

2007: Farris saw action in seven contests. During that time, he registered five tackles (two solo and three assisted).

2006: Redshirt season

HIGH SCHOOL: Farris played at both linebacker and receiver for Nazareth (Texas) HS, earning all-District and Defensive MVP honors and earning an Amarillo Globe News Player of the Month tab. A four-sport letterman with the Swifts, he also lettered in baseball, basketball and track & field.

MAJOR: Farris is majoring in Agri-Business at WTAMU.

2010 BUFFALOES

FARRIS' CAREER STATS

Year	G	UT-AT-TOT	TFL/Yd	Sack/Yd	INT	PBU	QBH	FF	FR
2006		redshirt season							
2007	7	2-3-5	0.0/0	0.0/0	0	0	0	0	0
2008	13	24-20-44	1.5/3	0.5/2	0	0	0	0	0
2009		Medical redshirt							
TOTALS	20	26-23-49	1.5/3	0.5/2	0	0	0	0	0

AARRHON FLORES 27



WIDE RECEIVER
6-0, 180, SO-1L
FLOYDADA, TEXAS (HIGH)

GENERAL: Pressed into duty midway through his true freshman campaign, Flores quickly showed his abilities as both a kick return specialist as well as a receiver in the Buffs' spread offense.

2009: While seeing action at both inside receiver and as a return specialist, it was in the latter role that the Floydada (Texas) native shone brightest. He returned his first career kickoff 36 yards against Eastern New Mexico, then had four returns for 58 yards at Abilene Christian. Flores first saw action in the season's seventh contest, against Eastern New Mexico. In his debut, he gained 10 yards on two carries. He also had a season-high six carries for 22 yards at Northeastern State.


HIGH SCHOOL: Flores rushed for over 1,000 yards in both his junior and senior seasons at Floydada (Texas) HS, earning all-District 2-2A and all-South Plains while playing for Coach Rusty Purser's Whirlwinds. A multi-sport standout, Flores qualified for the State track & field meet, competing in the long jump, triple jump, 100 meters, 200 meters and the 800 meter relay in 2007. As a sophomore in 2006 he qualified for state in the 200 meters and the long jump. He also served as the Floydada HS Student Council president.

MAJOR: Flores is majoring in Sports & Exercise Sciences at WTAMU.

FLORES 2009 GAME-BY-GAME

Opponent	Rush	TDs	Rec.	TDs	KR	PR	All-Purp.
Grand Valley State	dnp						
Central Oklahoma	dnp						
@Cent. Washington	dnp						
@Southwestern Okla.	dnp						
TAMU-Kingsville	dnp						
@Midwestern State	dnp						
E. New Mexico	2-10	0	0-0	0	1-36	0-0	46
@Abilene Christian	1-(-3)	0	1-5	0	4-58	0-0	60
Angelo State	0-0	0	0-0	0	0-0	0-0	0
@Northeastern State	6-22	0	0-0	0	1-7	0-0	29
@Tarleton State	0-0	0	0-0	0	2-14	0-0	14
vs. Nebraska-Omaha	0-0	0	0-0	0	0-0	0-0	0
TOTALS	9-29	0	1-5	0	8-115	0-0	149

LANDON FORGA



TIGHT END
6-3, 220, JR-TR
MIDLAND, TEXAS (KERMIT)

GENERAL: Forga will be looking to parlay the success he enjoyed on the prep level to the collegiate ranks.


2009: Did not participate.

PREVIOUS SCHOOL: Forga played quarterback at Sul Ross in 2006-07. Previous to his time at Sul Ross, Forga played basketball at UT-Permian Basin in 2005-06.

HIGH SCHOOL: Forga was a first-team all District 4-3A quarterback at Kermit (Texas) HS in 2004 and 2005 as he helped lead the Yellow Jackets to the district title. He also earned all-district honors three times in basketball.

MAJOR: Forga is majoring in Engineering Technology at WTAMU.

GRANT FRANKLIN



RUNNING BACK
5-7, 170, FR-HS
CANTON, TEXAS (HIGH)


GENERAL: This prospective running back will be looking to add depth to the Buffaloes' offensive backfield and special teams units.

2009: Did not participate.

HIGH SCHOOL: Franklin played high school ball as a wide receiver for coach Lance Angel at Canton (Texas) HS.

MAJOR: Franklin is a Pre-Physical Therapy major at WTAMU.

KENDRICK GEYEN 30



DEFENSIVE BACK
6-1, 180, FR-RS
SCHERTZ, TEXAS (STEELE)

GENERAL: This Central Texas product will be looking to provide quality depth in WT's secondary unit.

2009: Redshirt season.

HIGH SCHOOL: Geyen earned all-district honors as a junior and a senior under Coach Mike Jinks at Cibolo Steele (Texas) HS. He also competed in track & field, lettering for four years. On the field, Geyen led the Knights to district championships in 2007 and 2008.

MAJOR: Geyen is a Sports & Exercise Sciences major at WTAMU.

BRITTAN GOLDEN 9



WIDE RECEIVER
6-0, 185, JR-2L
DENVER CITY, TEXAS (HIGH)

GENERAL: Golden had a breakthrough season in 2009 as he developed into one of the LSC's true deep-threat receivers. Entering his junior campaign, he is poised to join WT's top-10 career leaders in receiving yards.

2009: The Denver City, Texas, native's total receiving yards ranks as the eighth most productive season in WT history. For the year, he accounted for 46 catches, a team-high 946 yards (averaging 20.6 yards per reception), ranking fifth among LSC receiving yards-per-game leaders and scored 10 TDs. Over the final three games of the 2009 season, perhaps no receiver was more productive than Golden. He earned Kanza Bowl Most Outstanding Player honors against Nebraska-Omaha with his five catches for 119 yards and one TD. In the regular-season finale at Tarleton State, he caught six passes for a career-high 201 yards and one TD in the Buffs' 49-35 win, as he posted TD catches of 92 and 53 yards against the Texans. He also had seven catches for 178 yards and a career-best three TDs at Northeastern State.

2008: As a redshirt freshman, Golden saw action in all 13 contests, making 11 catches for 92 yards, an average of 8.4 yards per reception. He twice caught a season-high two passes – against Azusa Pacific he had two catches for 10 yards and at Eastern New Mexico he snared two receptions for a season-high 32 yards. His season-long was a 17 yard reception that came during that ENMU contest.

2007: Redshirt season.

HIGH SCHOOL: Golden was a two-way starter for the Denver City (Texas) Mustangs, playing both wide receiver as well as defensive back. As a senior in 2006, he earned second team all-Region honors while being a first-team all-District 5-2A selection. He also played infield for the Mustangs' baseball team, earning first team all-District 5-2A honors.

MAJOR: Golden is a Sports & Exercise Sciences major at WTAMU.

GOLDEN 2009 GAME-BY-GAME

Opponent	Rec	Yards	TDs	Long	Yds/Rec
Grand Valley State	5	50	1	20	10.0
Central Oklahoma	4	34	0	12	8.5
@Cent. Washington	2	47	0	49	23.5
@Southwestern Okla.	3	137	1	80	45.7
TAMU-Kingsville	2	-1	1	1	-0.5
@Midwestern State	1	21	0	21	21.0
E. New Mexico	2	78	1	65	39.0
@Abilene Christian	5	38	0	17	7.6
Angelo State	4	44	0	32	11.0
@Northeastern State	7	178	3	48	25.4
@Tarleton State	6	201	2	92	33.5
vs. Nebraska-Omaha	5	119	1	42	23.8
TOTALS	46	946	10	92	20.6

2010 BUFFALOES

GOLDEN'S CAREER STATS

Year	G	Rec	Yards	TDs	Lng	Yds/Rec	Avg/G
2007	redshirt season						
2008	13	11	92	0	17	8.4	7.1
2009	12	46	946	10	92	20.6	78.8
TOTALS	25	57	1038	10	92	18.2	41.5

DARIC GORTON 62



OFFENSIVE LINE
6-4, 260, FR-RS
CHINA SPRING, TEXAS (HIGH)

GENERAL: Another CenTex native, Gorton has the physical attributes to become another in the long list of talented offensive linemen at WT.

2009: Redshirt season.

HIGH SCHOOL: Gorton earned first-team all District 7-3A honors as a senior at China Spring (Texas) HS. An honorable mention all state selection while playing for Coach Mark Bell, Gorton also earned all-academic honors, as well. A basketball and track & field letterwinner, Gorton is the son of Randal and Debra Gorton.

MAJOR: Gorton is a Management major at WTAMU.

DREW GRAHAM 51



INSIDE LINEBACKER
5-11, 235, JR-2L
CROWLEY, TEXAS (HIGH)

GENERAL: Graham has developed into a mainstay in the Buffs' linebacking corps.

2009: Graham saw activity in all 12 games, including making six starts at either the middle or weakside linebacker post. He logged a seasons'-best eight stops at Southwestern Okla. (four solo, four assisted), including 1.5 for minus-six yards. He also registered two contests with six tackles - TAMU-Kingsville and at Abilene Christian. For the year, he was involved in four tackles behind the line for minus-11 yards.

2008: Graham saw action in seven contests before a hand injury ended his season. Over that seven-game period, he logged five tackles (3 solo, 2 assisted) as well as one sack for minus-three yards. His top performance was a two tackle outing (including his sack) at Central Oklahoma.

2007: Redshirt season.

HIGH SCHOOL: Graham was a standout linebacker at Crowley (Texas) HS.

MAJOR: Graham is majoring in Sports & Exercise Sciences at WTAMU.


GRAHAM 2009 GAME-BY-GAME

Opponent	UT-AT-TOT	TFL/Yd	Sack/Yd	INT	PBU	QBH	FF	FR
Grand Valley State	0-0-0	0.0/0	0.0/0	0	0	0	0	0
Central Oklahoma	0-1-1	0.0/0	0.0/0	0	0	0	0	0
@Cent. Washington	1-1-2	0.0/0	0.0/0	0	0	0	0	0
@Southwestern Okla.	4-4-8	1.5/6	0.0/0	0	0	0	0	0
TAMU-Kingsville	1-5-6	0.0/0	0.0/0	0	0	0	0	0
@Midwestern State	3-2-5	0.0/0	0.0/0	0	0	0	0	0
E. New Mexico	1-2-3	1.0/3	0.0/0	0	0	0	0	0
@Abilene Christian	2-4-6	0.0/0	0.0/0	0	0	0	0	0
Angelo State	2-2-4	1.0/1	0.0/0	0	0	0	0	0
@Northeastern State	0-5-5	0.0/0	0.0/0	0	0	0	0	0
@Tarleton State	0-4-4	0.0/0	0.0/0	0	0	0	0	0
vs. Nebraska-Omaha	1-1-2	0.5/1	0.0/0	0	0	0	0	0
TOTALS	15-31-46	4.0/11	0.0/0	0	0	0	0	0

GRAHAM'S CAREER STATS

Year	G	UT-AT-TOT	TFL/Yd	Sack/Yd	INT	PBU	QBH	FF	FR
2007	redshirt season								
2008	7	3-2-5	1.0/3	0.0/0	0	0	0	0	0
2009	12	15-31-46	4.0/11	0.0/0	0	0	0	0	0
TOTALS	19	18-33-51	5.0/14	0.0/0	0	0	0	0	0

DAVID GRANT 73



OFFENSIVE LINE
6-6, 315, JR-TR
KILLEEN, TEXAS
(HIGH/NAVARRO JC)

GENERAL: Grant possesses the size and skills to be a dominating offensive lineman.

JUNIOR COLLEGE: Grant was an offensive lineman for coach Nick Bobeck's Navarro College squads that went a combined 21-2 over the past two seasons, including back-to-back undefeated SWJCFC championships. The Bulldogs were ranked third in the final 2009 NJCAA poll and were fifth in the final 2008 NJCAA poll.

HIGH SCHOOL: Grant enjoyed a solid prep career playing at Killeen (Texas) HS.

MAJOR: Grant is a General Studies major at WTAMU.

LUKE HALPIN 17

QUARTERBACK
5-11, 170, FR-RS
MESQUITE, TEXAS (HIGH)

GENERAL: This Metroplex standout will be looking to continue the success he enjoyed at the prep level.


2009: Redshirt season. Halpin completed 12-of-16 passes for 108 yards in the 2010 Maroon-White game.

HIGH SCHOOL: Halpin earned first team all-district and district Most Valuable Player honors as a senior at Mesquite (Texas) HS, after passing for 2,004 yards and 17 TDs while throwing just two interceptions. A team captain for the

Skeeters, he was a second team all-district pick in 2007 and was named district Newcomer of the Year in 2006. A golf and baseball letterman, as well, he was a member of the school's honor roll.

MAJOR: Halpin is a General Business major at WTAMU.

TREVOR HAMMERGREN 83



WIDE RECEIVER
6-0, 170, FR-RS
AZTEC, N.M. (HIGH)

GENERAL: Hailing from the Land of Enchantment, Hammergren will be looking to solidify the Buff's inside receiver slot.

2009: Redshirt season. Hammergren hauled in a pair of passes for 33 yards in the 2010 Maroon-White game.

HIGH SCHOOL: Hammergren had a prolific career at Aztec (N.M.) HS, catching 69 passes for 1,191 yards and 22 TDs. Defensively, he registered 72 tackles and three interceptions. For his efforts he was named the 2008 District 1-4A Player of the Year, earned first-team all-District and all-District Academic honors, as well as earning first-team all-State on both offense as well as defense after helping guide the Tigers to a 12-1 record and a state runner-up finish. Hammergren earned the Tiger Award for posting the highest grade point average on the team, with a 4.25. Hammergren also earned varsity letters in track & field while at Aztec (N.M.) HS.

MAJOR: Hammergren is a Management major at WTAMU.

TOMMY HAMPTON 24



RUNNING BACK
5-9, 195, JR-TR
THE BRONX, N.Y.
(LEHMAN/LOS MEDANOS)

GENERAL: This transfer has shown the ability to both run and catch the ball out of the spread offense and has displayed the speed to run past would-be defenders.

JUNIOR COLLEGE: In 2009, playing for coach Van Boschetti at Los Medanos College, the Bronx, N.Y., native ran for 1,708 yards overall and was selected as Offensive MVP of the Region II All-California junior college squad and first-team All-American. He also participated in the Triumphant Sports Junior College All-American football game, running for 177 yards on 11 carries, including a 98-yard TD jaunt in the fourth quarter that erased a 14-12 deficit for the California All-Star team in a 19-14 win over the United States' squad. Hampton was named offensive MVP for the game.

HIGH SCHOOL: Hampton was an all-Conference running back and defensive back at Lehman HS in The Bronx, N.Y.

MAJOR: Hampton is a Pre-Law major at WTAMU.

2010 BUFFALOES

TERRANCE HARRIS 92



DEFENSIVE LINE
6-4, 265, SO-1L
KILLEEN, TEXAS
(HARKER HEIGHTS)

GENERAL: Having seen limited time a year ago, this Central Texas product has the size and explosiveness to make an impact with the Buffaloes' defensive line.

2009: Harris saw action in the Southwestern Oklahoma State contest, but did not register any defensive statistics.

2008: Redshirt season.


HIGH SCHOOL: Harris is a 2007 graduate of Killeen (Texas) Harker Heights HS. As a senior, he earned first team all-District 13-5A honors as an offensive lineman and second team all-District honors on the defensive side of the ball.

MAJOR: Harris is majoring in Marketing at WTAMU.

HARRIS 2009 GAME-BY-GAME

Opponent	UT-AT-TOT	TFL/Yd	Sack/Yd	INT	PBU	QBH	FF	FR
Grand Valley State	dnp							
Central Oklahoma	dnp							
@Cent. Washington	dnp							
@Southwestern Okla.	0-0-0	0.0/0	0.0/0	0	0	0	0	0
TAMU-Kingsville	dnp							
@Midwestern State	dnp							
E. New Mexico	dnp							
@Abilene Christian	dnp							
Angelo State	dnp							
@Northeastern State	dnp							
@Tarleton State	dnp							
vs. Nebraska-Omaha	dnp							
TOTALS	0-0-0	0.0/0	0.0/0	0	0	0	0	0

JONATHAN HATTON 99



DEFENSIVE LINE
6-1, 250, JR-TR
TYLER, TEXAS
(JOHN TYLER/TYLER JC)

GENERAL: This physical East Texas product looks to step in and make an immediate contribution to the Buffs' defensive line corps.

JUNIOR COLLEGE: Hatton was a defensive end and linebacker at Tyler (Texas) Junior College during the 2007 and 2008 seasons. He helped guide coach Danny Palmer's Apaches to records of 5-4 in both seasons.

HIGH SCHOOL: A product of Tyler (Texas) John Tyler HS, Hatton was an all-District 12-5A selection in both football and basketball. He also earned all-region honors for both sports, as well as being named co-Offensive MVP for basketball.

MAJOR: Hatton is a Sports & Exercise Sciences major at WTAMU.

BRANDON HICKS 10



QUARTERBACK
6-3, 200, JR-1L
BANDERA, TEXAS (HIGH)

GENERAL: After a brief move to the defensive side of the ball, Hicks returns to the offensive unit at the quarterback position.

2009: Hicks saw limited activity in three contests at both quarterback as well as at defensive back. He attempted one pass, that coming at Southwestern Oklahoma State.

2008: As a reserve quarterback, the redshirt freshman completed one of two passes attempted. That completion was a 50-yarder against Northeastern State.

2007: Redshirt season.

HIGH SCHOOL: Hicks was an offensive Most Valuable Player and all-District 25-3A selection as a senior at both safety and quarterback. He tallied 5,313 passing yards, 682 rushing yards and 64 TDs in two years as a Bulldog. He was named all-Region as a quarterback while also lettering in soccer, basketball, track & field and golf. Hicks was named all-District first team in soccer. He graduated in the top 10-percent of his class and was a member of the national Honor Society and was Key Club president.

MAJOR: Hicks is majoring in Sports & Exercise Sciences at WTAMU.


HICKS 2009 GAME-BY-GAME

Opponent	Comp-Att-INT	Effic.	Pct.	Yds	TD	Lng	Rush	Total Off.
Grand Valley State	dnp							
Central Oklahoma	dnp							
@Cent. Washington	dnp							
@Southwestern Okla.	0-1-0	0.0	.000	0	0	0	0	0
TAMU-Kingsville	dnp							
@Midwestern State	dnp							
E. New Mexico	dnp							
@Abilene Christian	dnp							
Angelo State	0-0-0	0.0	.000	0	0	0	0	0
@Northeastern State	0-0-0	0.0	.000	0	0	0	0	0
@Tarleton State	dnp							
vs. Nebraska-Omaha	dnp							
TOTALS	0-1-0	0.0	.000	0	0	0	0	0

HICKS' CAREER STATS

Year	GP	Comp-Att-INT	Pct.	Yds	TD	Lng	Avg/G	Rush	Total Off.
2007		redshirt season							
2008	3	1-2-0	50.0	50	1	50	16.7	0	50.0
2009	3	0-1-0	.000	0	0	0	0.0	0	0.0
TOTALS	6	1-3-0	.333	50	1	50	8.3	0	8.3

RONNIE HODGES 59



LINEBACKER
6-0, 220, FR-RS
HUMBLE, TEXAS (HIGH)

GENERAL: Highly touted coming out of the prep ranks, 2010 finds Hodges vying for action with the Buffs' linebacking corps.

2009: Redshirt season.

HIGH SCHOOL: Hodges was named 2008 Defensive Line-man of the Year while playing at Humble (Texas) HS. He also was a first-team all-district selection at defensive end for the Wildcats.

MAJOR: Hodges is a Sports & Exercise Sciences major at WTAMU.

LAWRENCE HOOD 7



DEFENSIVE BACK
5-11, 180, SR-1L
FRESNO, CALIF. (HIGH)

GENERAL: This dependable cover man is looking to show the form displayed in 2009 before a knee injury cut short his season.

2009: Hood saw action in six contests before suffering a season-ending knee injury at Midwestern State. Up to that point, he had registered 11 tackles (six solo, five assisted), including one for minus-three yards. He had a season-best five stop outting against TAMU-Kingsville, while stringing together three tackles at

2008: Hood did not participate in football.

JUNIOR COLLEGE: Hood was a cornerback and safety at Fresno City College 2006 and 2007, recording 10 interceptions and scoring 12 TDs over a two-year period. He also set a Fresno City record by returning an interception 103 yards for a touchdown.

2005: Hood was a member of the Fresno State football program, but did not see playing time.

HIGH SCHOOL: Hood was an all-state selection as a senior cornerback at Fresno HS. He was also a three-time first team all-league pick while playing for Coach Ray Rayes' Warriors and was invited to participate in the California vs. Florida all-star game.

MAJOR: Hood has not declared a major at WTAMU.

2010 BUFFALOES

HOOD 2009 GAME-BY-GAME

Opponent	UT-AT-TOT	TFL/Yd	Sack/Yd	INT	PBU	QBH	FF	FR
Grand Valley State	0-0-0	0.0/0	0.0/0	0	0	0	0	0
Central Oklahoma	0-0-0	0.0/0	0.0/0	0	0	0	0	0
@Cent. Washington	0-1-1	0.0/0	0.0/0	0	0	0	0	0
@Southwestern Okla.	2-1-3	1.0/3	0.0/0	0	0	0	0	0
TAMU-Kingsville	4-1-5	0.0/0	0.0/0	0	0	0	0	0
@Midwestern State	0-2-2	0.0/0	0.0/0	0	0	0	0	0
E. New Mexico	dnp							
@Abilene Christian	dnp							
Angelo State	dnp							
@Northeastern State	dnp							
@Tarleton State	dnp							
vs. Nebraska-Omaha	dnp							
TOTALS	6-5-11	1.0/3	0.0/0	0	0	0	0	0

BRIAN JOHNSON 56



LINEBACKER
6-0, 200, JR-1L
ARLINGTON, TEXAS
(NORTH CROWLEY)

GENERAL: After arriving at the WT football program as a receiver, this Metroplex product shifted his talents to the defensive side of the line, where he has found a home at the linebacker position.

2009: While seeing action in 11 contests at linebacker, Johnson recorded five total tackles (one solo, four assisted), as well as assisting on a stop behind the line of scrimmage for minus-five yards. His season-high outing was a two-tackle performance at Southwestern Oklahoma State, which also included his TFL.

2008: Johnson saw action in four contest (Azusa Pacific, at Texas A&M-Kingsville, Midwestern State and Northeastern State), primarily as a special teams member. He recorded on assisted tackle against Azusa Pacific.

2007: Redshirt season.

HIGH SCHOOL: Johnson was an all-District wide selection at wide receiver following both his junior and senior seasons at Fort Worth (Texas) North Crowley HS. Adept in the classroom, as well, he earned honorable mention academic all-District recognition.

MAJOR: Johnson is a Sports & Exercise Sciences major at WTAMU.

JOHNSON 2009 GAME-BY-GAME

Opponent	UT-AT-TOT	TFL/Yd	Sack/Yd	INT	PBU	QBH	FF	FR
Grand Valley State	0-0-0	0.0/0	0.0/0	0	0	0	0	0
Central Oklahoma	0-0-0	0.0/0	0.0/0	0	0	0	0	0
@Cent. Washington	dnp							
@Southwestern Okla.	1-1-2	0.5/5	0.0/0	0	0	0	0	0
TAMU-Kingsville	0-0-0	0.0/0	0.0/0	0	0	0	0	0
@Midwestern State	0-1-1	0.0/0	0.0/0	0	0	0	0	0
E. New Mexico	0-0-0	0.0/0	0.0/0	0	0	0	0	0
@Abilene Christian	0-0-0	0.0/0	0.0/0	0	0	0	0	0
Angelo State	0-0-0	0.0/0	0.0/0	0	0	0	0	0
@Northeastern State	0-1-1	0.0/0	0.0/0	0	0	0	0	0
@Tarleton State	0-1-1	0.0/0	0.0/0	0	0	0	0	0
vs. Nebraska-Omaha	0-0-0	0.0/0	0.0/0	0	0	0	0	0
TOTALS	1-4-5	0.5/5	0.0/0	0	0	0	0	0

SHAWN JOHNSON 70



OFFENSIVE LINE
6-4, 325, JR-TR
THOUSAND OAKS, CALIF.
(HIGH/COLLEGE OF THE CANYONS)

GENERAL: This California transfer has the physical tools to become an outstanding pass protector on the Buff's O-line.

JUNIOR COLLEGE: Johnson was a key member of a Cougar offensive line that helped coach Garret Tujae's College of the Canyons squad to a 12-1 record in 2008.

HIGH SCHOOL: Johnson attended Thousand Oaks (Calif.) HS, and was an offensive tackle for a Lancer squad which posted a 9-3 record during his senior season in 2006.

MAJOR: Johnson is a Social Work major at WTAMU.

ANDREW JONES 98

DEFENSIVE LINE
6-3, 315, JR-TR
WEST COLUMBIA, TEXAS
(HIGH/BLINN COLLEGE)

GENERAL: Coming from the traditionally-strong Blinn College football program, Jones will be looked upon to fill a vacancy on the Buffs' defensive line.

JUNIOR COLLEGE: Jones was a two-year standout at defensive tackle for coach Brad Franchione's Blinn College Buccaneers.

HIGH SCHOOL: Jones earned multiple honors as a defensive lineman for the Columbia (West Columbia, Texas) HS Roughnecks.

MAJOR: Jones is undecided on an academic major at WTAMU.

SIMI KULI 28

DEFENSIVE LINE
6-5, 265, JR-TR
HAWTHORNE, CALIF.
(HIGH/EL CAMINO COLLEGE)

GENERAL: Highly touted coming from the Juco ranks, Kuli has the potential to be a dominant lineman along the WT defensive front.

JUNIOR COLLEGE: Kuli was rated the top junior college prospect in the nation by several scouting bureaus. A 2007 first team Juco all-America and first team all-Mission Conference selection, he served as a team captain as a sophomore at El Camino. In 2006, he posted 50 tackles,



SIMI KULI


2010 BUFFALOES

including 15 behind the line of scrimmage and had five sacks. Kuli did not attend a college in the fall of 2005.

HIGH SCHOOL: As a senior at Hawthorne (Calif.) HS in 2005, Kuli had 47 tackles and 19 receptions for 235 yards and three touchdowns. He played just two years of high school football.

MAJOR: Kuli is a Sports & Exercise Sciences major at WTAMU.

TARIN LEE 18



DEFENSIVE BACK
5-11, 185, FR-RS
SAN ANTONIO, TEXAS
(WARREN)

GENERAL: After spending a season becoming acclimated to the collegiate game, Lee will be looking to provide depth to the Buffaloes' secondary.

2009: Redshirt season.

HIGH SCHOOL: Lee earned first-team all-district honors in 2008 and honorable mention all-area honors after helping lead the San Antonio (Texas) Warren Warriors to a 9-3 mark. A three-year letterwinner, Lee also earned varsity letters in track & field.

MAJOR: Lee is a Sports & Exercise Sciences major at WTAMU.

ISAIAH LEWIS 53



OFFENSIVE LINE
6-2, 270, SR-1L
MERIDIAN, MISS. (HIGH)

GENERAL: Lewis returns for his senior campaign as an anchor on the Buffaloes' offensive front. He is also the latest in an ultra-successful line of Mississippians who have made their mark with the WT football program.

2009: Lewis saw action in all 12 contests, making nine starts on the right side of the line (one at tackle and eight at guard).

JUNIOR COLLEGE: Lewis helped lead Coach Buddy Stephens East Mississippi CC squad to a 10-2 record. While at EM, he played on both the offensive and defensive lines.

HIGH SCHOOL: Lewis was an all-state, all-region and all-Meridian selection while playing for Meridian (Miss.) HS. As a senior, he helped the Wildcats to an 11-4 season record and a berth in the Mississippi Class 5 State finals. He also excelled in track & field, where he was state runner-up in the shot-put.

MAJOR: Lewis is a Sports & Exercise Sciences major at WTAMU.

RAY MAGEE 19



WIDE RECEIVER
6-4, 220, JR-TR
PLACENTIA, CALIF.
(VALENCIA/BAKERSFIELD
COLLEGE)

GENERAL: Magee provides the Buffs with yet another physically-gifter outside receiver

JUNIOR COLLEGE: Magee was a first-team all-conference for Fullerton (Calif.) College as a freshman in 2007. He helped lead Fullerton to the 2008 Southern California Football Association (SCFA) championship and a victory over San Diego Mesa College in the the National Bowl. Magee was also a first-team all-conference basketball selection.

HIGH SCHOOL: Magee lettered three years in football and four years in basketball at Valencia High School (Calif.) and was named as league co-MVP in football as a senior and in basketball as a junior. A three-time, first-team, all-conference football player and four-time all-league basketball player, Magee was the C.I.F. Defensive Player of the Year and first-team all-C.I.F. in 2006. He had 67 receptions for 1,300 yards and 18 touchdowns during his senior season (set school records for receptions and touchdowns) and played in the 2006 Orange County All-Star game. He earned Valencia basketball MVP honors each of his four years and was a team captain as a junior, setting school single-game records for scoring (40 points) and rebounding (18)

MAJOR: Magee is undecided on an academic major at WTAMU.

TANNER MARSH 16



QUARTERBACK
6-3, 205, SO-1L
LEWISVILLE, TEXAS (HEBRON)

GENERAL: Having developed the reputation of being a tough, smart signal-caller, this Metroplex product showed his quarterbacking abilities last season in a reserve role.

2009: Marsh saw action in six contests, completing 45-of-75 passes for 432 yards and five TDs without tossing a single interception. He passed for 202 yards, completing a season-high 19-of-24 passes for three TDs at Northeastern State. At Southwestern Oklahoma State, the Lewisville, Texas, native passed for 116 yards, completing 13-of-27 passes. He also completed six of his nine attempts (including one TD) in the season opener against Grand Valley State. Marsh also ran for 67 yards, including a 36-yard jaunt against Central Oklahoma.

2008: Redshirt season.

HIGH SCHOOL: Marsh completed 272-of-428 passes for 3,872 yards and 23 touchdowns as a senior at Lewisville (Texas) Hebron HS. In 2007, he was selected MVP of District 6-5A and was honored as both a second team All-Region and honorable mention All-State selection.

MAJOR: Marsh is a Sports & Exercise Sciences major at WTAMU.

MARSH 2009 GAME-BY-GAME

Opponent	Comp-Att-INT	Effic.	Pct.	Yds	TD	Lng	Rush	Total Off.
Grand Valley State	6-9-0	.667	76	1	36	11	87	
Central Oklahoma	7-14-0	.500	38	1	10	21	69	
@Cent. Washington	dnp							
@Southwestern Okla.	13-27-0	.481	116	0	24	10	126	
TAMU-Kingsville	dnp							
@Midwestern State	dnp							
E. New Mexico	0-0-0	.000	0	0	0	-6	-6	
@Abilene Christian	dnp							
Angelo State	0-1-0	.000	0	0	0	0	0	
@Northeastern State	19-24-0	.000	202	3	40	31	233	
@Tarleton State	dnp							
vs. Nebraska-Omaha	dnp							
TOTALS	45-75-0	.600	432	5	40	67	499	

MARSH'S CAREER STATS

Year	GP	Comp-Att-INT	Pct.	Yds.	TD	Lng	Avg/G	Rush	Total Off.
2008		Redshirt season							
2009	6	45-75-0	.600	432	5	40	72.0	67	499
TOTALS	6	45-75-0	.600	432	5	40	72.0	67	499

KEVIN MCCLUSKEY 50



OUTSIDE LINEBACKER
6-0, 200, SO-1L
WAXAHACHIE, TEXAS (HIGH)

GENERAL: This Waxahachie, Texas, native had his season come to an end due to an arm injury suffered three games into the season a year ago. He is being counted on to again be a strong contributor at outside linebacker in 2010.

2009: McCluskey started at middle linebacker over the first three games of the season, before an arm injury ended his year. To that point, he had registered 23 tackles (10 solo, 13 assisted), including 2.5 takedowns for minus-4 yards. He had a career-high 10 stops (three solo, seven assisted) against Central Oklahoma, including 1.5 tackles for lost yardage and a pass breakup. He bagged eight tackles (5 solo, three assisted) at Central Washington and had five (two solo, three assisted) against Grand Valley State.

2008: McCluskey saw action in 11 contests a year ago at both outside linebacker as well as on kick coverage teams. For the year, he registered six tackles (four solo, two assisted), including one QB sack for minus-one yard and an additional QB hurry.

2007: Redshirt season.

HIGH SCHOOL: McCluskey was the defensive leader for Waxahachie (Texas) HS. In 2006 he was named to the Texas HS Football.com Team Texas Region II team first-team defense at linebacker. This followed a 2005 season which saw him total 135 tackles. McCluskey also saw action at fullback for the Indian's offensive unit.

MAJOR: McCluskey is a Sports & Exercise Sciences major at WTAMU.

2010 BUFFALOES

MCCLUSKEY 2008 GAME-BY-GAME

Opponent	UT-AT-TOT	TFL/Yd	Sack/Yd	INT	PBU	QBH	FF	FR
Grand Valley State	2-3-5	0.0/0	0.0/0	0	0	0	0	0
Central Oklahoma	3-7-10	1.5/2	0.0/0	0	1	0	0	0
@Cent. Washington	5-3-8	1.0/2	0.0/0	0	0	0	0	0
@Southwestern Okla.	dnp							
TAMU-Kingsville	dnp							
@Midwestern State	dnp							
E. New Mexico	dnp							
@Abilene Christian	dnp							
Angelo State	dnp							
@Northeastern State	dnp							
@Tarleton State	dnp							
vs. Nebraska-Omaha	dnp							
TOTALS	10-13-23	2.5/4	0.0/0	0	1	0	0	0

MCCLUSKEY'S CAREER STATS

Year	G	UT-AT-TOT	TFL/Yd	Sack/Yd	INT	PBU	QBH	FF	FR
2007		redshirt season							
2008	11	4-2-6	1.0/1	0.0/0	0	0	1	0	0
2009	3	10-13-23	2.5/4	0.0/0	0	1	0	0	0
TOTALS	14	14-15-29	3.5/5	0.0/0	0	1	1	0	0

THADDEUS MCCRAY 31

DEFENSIVE BACK
5-8, 175, FR-RS
BEAUMONT, TEXAS (OZEN)

GENERAL: Having redshirted in 2009, McCray will be looking for playing time in the Buffs' secondary.

2009: Redshirt season.

HIGH SCHOOL: McCray showed his abilities as both a defensive back, as well as being a return specialist for Coach Ishan Rison's Beaumont (Texas) HS Panthers. In addition to football, McCray earned varsity letters in both track & field, as well as power lifting.

MAJOR: McCray is a Psychology major at WTAMU.

TAYLOR MCCULLER 32



INSIDE LINEBACKER
6-2, 240, FR-RS
RED OAK, TEXAS (HIGH)

GENERAL: This North Texas product will be looking to rebound from injury and become a mainstay for the Buffs at linebacker.

2009: After being penciled in as the first-team middle linebacker heading into preseason drills, McCuller suffered a season-ending knee injury during the first week of drills.


2008: Redshirt season.

HIGH SCHOOL: McCuller helped guide Red Oak (Texas) HS to a 10-3 season in 2007, earning District Defensive MVP honors along the way. He served as team captain in 2007, making 88 tackles on the year. Offensively, he produced

over 400 rushing yards and 400+ receiving yards. McCuller also lettered in track & field.

MAJOR: McCuller is a Sports & Exercise Sciences major at WTAMU.

JOHN MCSHEFFERY 26



DEFENSIVE BACK
5-8, 180, FR-RS
SULPHUR SPRINGS, TEXAS
(HIGH)

GENERAL: Having spent a season acclimating himself to the collegiate game, McSheffery will be looking to add depth to the Buff secondary unit.

2009: Redshirt season.

HIGH SCHOOL: McSheffery was a member of Sulphur Springs' 2008 Class 4A State championship team, as well as being a first team all-district and AP all-State honorable selection as a defensive back. He was a member of the National Honor Society and was a first-team Academic all-district selection.

MAJOR: McSheffery is majoring in Sports and Exercise Sciences at WTAMU.

TEVIN MITCHELL 45

RUNNING BACK
6-0, 205, SO-1L
QUANAH, TEXAS (HIGH)

GENERAL: Mitchell earned his spurs, having been thrust into duty as a true freshman. He enters his sophomore campaign listed second on the depth chart at running back.

2009: Mitchell saw action in six games as a true freshman, carrying the ball 11 times for 47 yards and one TD. His most productive outing came at Southwestern Oklahoma State, where he rushed seven times for 33 yards and one TD. His season-long run of 17 yards also came in that game against the Bulldogs. He also posted positive rushing totals at Central Washington, against TAMU-Kingsville and at Northeastern State. He caught a pair of passes for the year, with one being a 17-yarder at Northeastern State.

HIGH SCHOOL: Mitchell was a first-team all-state selection as a senior at Quanah (Texas) HS. Coached by James McDaniel, he rushed for 2,055 in 2008 to earn Offensive Most Valuable Player honors. He gained all-state honorable mention honors as a junior in 2007 (when he carried the ball for over 2,700 yards). Mitchell was also a letterwinner in track & field and basketball.

MAJOR: Mitchell is majoring in Sports and Exercise Sciences at WTAMU.

MITCHELL 2009 GAME-BY-GAME

Opponent	Rush	TDs	Rec.	TDs	Returns	TDs
Grand Valley State	dnp					
Central Oklahoma	dnp					
@Cent. Washington	1-3	0	0-0	0	0-0	0
@Southwestern Okla.	7-33	1	1-5	0	0-0	0
TAMU-Kingsville	1-5	0	0-0	0	0-0	0
@Midwestern State	0-0	0	0-0	0	0-0	0
E. New Mexico	0-0	0	0-0	0	0-0	0
@Abilene Christian	dnp					
Angelo State	dnp					
@Northeastern State	2-6	0	1-17	0	0-0	0
@Tarleton State	dnp					
vs. Nebraska-Omaha	dnp					
TOTALS	11-47	1	3-22	0	0-0	0

ANDREW MORRIS

WIDE RECEIVER
5-10, 190, FR-RS
SHALLOWATER, TEXAS (HIGH)

GENERAL: This South Plains product was a standout in both football and basketball in the prep ranks.

2009: Redshirt season.

HIGH SCHOOL: Morris was a quarterback for coach Speedy Faith's Shallowater Mustangs. On the basketball court, he garnered all-state honors as a senior, as well as guiding the Mustangs to the state semifinals.

MAJOR: Morris is a Sports & Exercise Sciences major at WTAMU.

DWIGHT MORRISON 36



DEFENSIVE BACK
5-7, 145, FR-RS
DALLAS, TEXAS (LINCOLN)

GENERAL: This small but swift defensive back will give the Buffs solid depth in the secondary unit.

2009: Redshirt season.

HIGH SCHOOL: Morrison was a two-time second team All-District 12-4A selection while at Dallas (Texas) Lincoln HS. Playing for Coach Tyson Garner's Tigers, Morrison earned Newcomer of the Year honors as a sophomore in 2006. A regional finalist in track & field, he also was a member of the school's honor roll for three-consecutive years.

MAJOR: Morrison is an Accounting major at WTAMU.

2010 BUFFALOES

AARON

MULLANE 56



OFFENSIVE LINE
6-5, 285, SO-1L
AMARILLO, TEXAS (TASCOSA)

GENERAL: Having earned his first varsity letter last season, it is anticipated that this local standout will move into the starting role at left guard.

2009: Mullane saw action along the offensive line in four contests (at Central Washington, at Southwestern Oklahoma, Angelo State and at Northeastern State).

2008: Redshirt season.

HIGH SCHOOL: A two-way performer, playing on both the offensive and defensive lines for the Amarillo (Texas) Tascosa Rebels, Mullane was selected to the second team all-district in 2006 and was a first-team all-district selection in 2007. He was also honored as an Academic selection. In track & field, Mullane was a three-time regional qualifier in the discus.

MAJOR: Mullane is a Biology major at WTAMU.

MARK

OKORO 47



DEFENSIVE BACK
5-10, 195, SO-SQ
AUSTIN, TEXAS (MANOR)

GENERAL: Having spent two seasons as a dedicated scout-teamer, this Central Texas product will be looking to earn playing time in the defensive secondary.

2009: Okoro saw action at Northeastern State and against Nebraska-Omaha.

2008: Redshirt season.

HIGH SCHOOL: As a cornerback/return specialist at Manor (Texas) HS, Okoro helped the Mustangs post a record of 8-3 and earn a District 17-4A championship in 2007. He compiled 392 all-purpose yards, including returning a kickoff 93 yards for a TD. Okoro averaged 30.3 yards per return and earned second team all-District honors. He also earned three varsity letters in basketball.

MAJOR: Okoro is an Engineering Technology major at WTAMU.

CHRIS

OLSON 40

LINEBACKER
6-4, 220, FR-RS
FLOWER MOUND, TEXAS
(MARCUS)

GENERAL: A product of a strong Flower Mound Marcus program, this physically-gifted defender will be vying for playing time at linebacker.

2009: Redshirt season.

HIGH SCHOOL: Olson was a captain and earned all-District 6-5A honors this past season at Flower Mound (Texas) Marcus HS. He played both defensive end and tight end for Coach Bryan Erwin's Marauders, while also lettering in track & field. Olson was a National Honor Society member as well as being a member of the English honor society.

MAJOR: Olson is a Management major at WTAMU.

JAMES

OTERO 69

OFFENSIVE LINE
6-7, 330, JR-TR
BRONX, N.Y.
(MEADOWBROOK/DELTA STATE)

GENERAL: This imposing offensive lineman transfers to WT from the Delta State football program.

PREVIOUS SCHOOL: Otero spent the 2009 season as a member of the Delta State football program, where he helped lead the Statesmen to a 5-5 record

JUNIOR COLLEGE: Otero was an offensive guard for head coach Jeff Lynn at New Mexico Military Institute.

HIGH SCHOOL: Otero only played football his junior season while at Richmond, Va., Meadowbrook HS. He was used by head coach Bill Bowles primarily as a defensive tackle. Otero was also a member of the Meadowbrook basketball team.

MAJOR: Otero is a Sports & Exercise Sciences major at WTAMU.

SIDNEY

PARKER 87

WIDE RECEIVER
5-11, 180, FR-RS
BIG SPRING, TEXAS (HIGH)

GENERAL: This Big Country product looks to make his mark in the Buffaloes' receiving rotation.


2009: Redshirt season.

HIGH SCHOOL: Parker earned all-Big Country, all-Region and all-District 4-4A honors this past season at Big Spring (Texas) HS. He recorded 21 catches for 485 yards and five TDs as a receiver for Coach Phillip Ritchey. A standout on the track, as well, he was a regional qualifier for the Tigers in the 400 meters, 800 meters, triple jump and mile relay. Parker is the son of Sidney and Shirley Parker.

MAJOR: Parker is majoring in Psychology at WTAMU.

DERRICK

PEOPLES 33



DEFENSIVE LINE
5-11, 265, JR-2L
DIANA, TEXAS (NEW DIANA)

GENERAL: Having been sidelined last season with an injury, Peoples has the value of bringing his two years of experience to the defensive line.

2009: Peoples suffered a pre-season knee injury, forcing him to miss the entire season.

2008: Peoples saw action in 10 games, logging nine tackles (four solo, five assisted). He enjoyed a career-high six tackle outing against Azusa Pacific (one solo, five assists), as well as logging one TFL for minus-one yard. He also posted two solo stops against Northeastern State and a single solo takedown at Central Oklahoma.

2007: Peoples saw action in nine contests, registering 18 tackles (four solo, 14 assisted). Additionally, he had two tackles for minus-11 yards in losses, one-half QB sack for minus-five yards and one pass breakup.

2006: Redshirt season.

HIGH SCHOOL: As a senior at Diana (Texas) HS, Peoples was selected as first team all-District at both linebacker and running back in 2005, following first team all-District and all-East Texas honorable mention accolades in 2005. He gained honorable mention Academic all-State honors in 2005, as well. He also participated in baseball, power lifting and track & field.

MAJOR: Peoples is a Sports & Exercise Sciences major at WTAMU.

PEOPLES 2009 GAME-BY-GAME

Opponent	UT-AT-TOT	TFL/Yd	Sack/Yd	INT	PBU	QBH	FF	FR
Grand Valley State	dnp							
Central Oklahoma	dnp							
@Cent. Washington	dnp							
@Southwestern Okla.	dnp							
TAMU-Kingsville	dnp							
@Midwestern State	dnp							
E. New Mexico	dnp							
@Abilene Christian	dnp							
Angelo State	dnp							
@Northeastern State	dnp							
@Tarleton State	dnp							
vs. Nebraska-Omaha	dnp							
TOTALS	0-0-0	0.0/0	0.0/0	0	0	0	0	0

PEOPLES' CAREER STATS

Year	G	UT-AT-TOT	TFL/Yd	Sack/Yd	INT	PBU	QBH	FF	FR
2006	redshirt season								
2007	9	4-14-18	2.0/11	0.5/5	0	1	0	0	0
2008	10	4-5-9	2.0/5	0/0	0	0	0	0	0
2009	injured								
TOTALS	19	8-19-27	4.0/16	0.5/5	0	0	0	0	0

2010 BUFFALOES

TODD

PHILLIPS 13



PLACEKICKER
5-11, 180, SO-SQ
AMARILLO, TEXAS (BUSH-
LAND)

GENERAL: Phillips will be competing for the Buffs' place-kicking duties this season.

2009: Phillips saw action in three contests (at Southwestern Oklahoma State, at Midwestern State and at Northeastern State). For the year, he was 1-of-2 on field goal attempts, with a successful 20-yard attempt at Midwestern State. He was also 3-of-4 on point-after attempts, including his nailing all three efforts at Northeastern State. He showed his ability to kick off, as well, averaging 47.8 yards on eight kickoffs.

2008: Redshirt season.

HIGH SCHOOL: As a defensive back and kicker at Amarillo (Texas) Bushland HS, Phillips was selected first team all-District at running back, defensive back and kicker. He also earned first team all-State honors at the kicker position after converting 13-of-17 field goal attempts in 2007, with a long of 52 yards. He finished the season perfect on field goal attempts from 39 yards and out, a figure which included four attempts of 47+ yards. Phillips was also 46-of-49 on point-after tries.

MAJOR: Phillips is a Pre-Engineering major at WTAMU.

PHILLIPS 2009 GAME-BY-GAME

2009 FG SEQUENCE	RESULT
Grand Valley State	dnp
Central Oklahoma	dnp
@Cent. Washington	dnp
@Southwestern Okla.	-
TAMU-Kingsville	dnp
@Midwestern State	(21), 20
E. New Mexico	dnp
@Abilene Christian	dnp
Angelo State	dnp
@Northeastern State	-
@Tarleton State	dnp
vs. Nebraska-Omaha	dnp

Numbers in (parentheses) indicate field goal was made.

PHILLIPS CAREER STATS

FG	FGM-FGA	Pct	01-19	20-29	30-39	40-49	50+ Lg
2009	1-2	50.0	0-0	1-2	0-0	0-0	0-0 21

KICKOFFS	No.	Yds	Avg	TB	OB
2009	8	382	47.8	0	0

CALEB

RANDOLPH 3



DEFENSIVE BACK
5-9, 175, JR-2L
CROSBY, TEXAS (HIGH)

GENERAL: Randolph will be looking to hold the starting role at left corner which he earned during the 2009 season.

2009: Randolph saw action in all 12 contests, making 10 starting appearances at left cornerback. For the year, he logged 35 tackles (15 solo, 20 assisted). He also assisted on a tackle-for-loss. He also bagged two interceptions, broke up six pass attempts and recovered a fumble. He twice logged seven-tackle outings (against Eastern New Mexico and at Tarleton State) and had a five tackle performance against Nebraska-Omaha. Randolph recorded an interception and a fumble recovery against Central Oklahoma.

2008: Randolph saw action in all 13 contests. During that time, he registered 24 tackles (13 solo, 11 assisted), while also breaking up three passes, forcing two QB hurries, intercepting one pass and forcing a fumble. He enjoyed a season-high five-tackle outing (four solo, one assisted) at Texas A&M-Kingsville to go along with a forced fumble. He logged a four-stop night (three solo, one assist) against Northeastern State, while breaking up two passes against Midwestern State. This past spring, Randolph enjoyed an active Maroon-White game, as he registered four tackles and two PBU's.

2007: Redshirt season.

HIGH SCHOOL: Randolph led Crosby (Texas) HS to a 7-4 mark and a playoff appearance in 2006. During that

season, he tallied four interceptions and returned four kicks for TDs. He earned both first and second team all-District 21-4A honors during his four seasons. Randolph also received a Wendy's High School Heisman nomination. He lettered in track & field for four years and powerlifting for one season. For his efforts in the classroom, Randolph was named Academic all-District 21-4A.

MAJOR: Randolph is an Environmental Sciences major at WTAMU.

RANDOLPH 2009 GAME-BY-GAME

Opponent	UT-AT-TOT	TFL/Yd	Sack/Yd	INT	PBU	QBH	FF	FR
Grand Valley State	2-0-2	0.0/0	0.0/0	0	2	0	0	0
Central Oklahoma	0-1-1	0.0/0	0.0/0	1	0	0	0	1
@Cent. Washington	1-2-3	0.0/0	0.0/0	0	1	0	0	0
@Southwestern Okla.	0-0-0	0.0/0	0.0/0	0	0	0	0	0
TAMU-Kingsville	0-1-1	0.0/0	0.0/0	0	0	0	0	0
@Midwestern State	0-2-2	0.0/0	0.0/0	0	0	0	0	0
E. New Mexico	1-6-7	0.0/0	0.0/0	0	0	0	0	0
@Abilene Christian	2-1-3	0.5/1	0.0/0	1	0	0	0	0
Angelo State	1-2-3	0.0/0	0.0/0	0	1	1	0	0
@Northeastern State	1-0-1	0.0/0	0.0/0	0	0	0	0	0
@Tarleton State	3-4-7	0.0/0	0.0/0	0	1	0	0	0
vs. Nebraska-Omaha	4-1-5	0.0/0	0.0/0	0	1	0	0	0
TOTALS	15-20-35	0.5/1	0.0/0	2	6	1	0	1

RANDOLPH'S CAREER STATS

Year	G	UT-AT-TOT	TFL/Yd	Sack/Yd	INT	PBU	QBH	FF	FR
2007	redshirt season								
2008	13	13-11-24	0.0/0	0.0/0	1	3	2	0	0
2009	12	15-20-35	0.5/1	0.0/0	2	6	1	0	1
TOTALS	25	28-31-59	0.5/1	0.0/0	3	9	3	0	1



CALEB RANDOLPH

2010 BUFFALOES

LANCE

RATLIFF 82



WIDE RECEIVER
6-4, 180, FR-RS
LUBBOCK, TEXAS (FRENSHIP)

GENERAL: This Big Country product is slated to see plenty of activity in the Buffaloes' 2010 receiving rotation.

2009: Redshirt season. Ratliff caught two passes for 30 yards, including an 18-yard TD reception, in the 2010 Maroon-White contest.

HIGH SCHOOL: Ratliff played wide receiver, defensive back and placekicker while at Lubbock (Texas) Frenship HS. A 2008 all-District 4-4A selection, he also earned all-City and all-South Plains recognition as both a receiver and placekicker. He logged 36 catches, 13 TDs, booted a long field goal of 49 yards and had a 102 yard kickoff return while playing for Coach Brad Davis. Ratliff was also an Academic all-District pick in football, basketball, track & field and baseball.

MAJOR: Ratliff is a Finance major at WTAMU.

JUSTIN

REEVES

DEFENSIVE BACK
5-11, 160, FR-RS
ARLINGTON, TEXAS (SEGUIN)

GENERAL: Reeves looks to provide depth in the Buffaloes' secondary in 2010.

2009: Redshirt season.

HIGH SCHOOL: Reeves earned Defensive Player of the Year honors as a defensive back for the Arlington (Texas) Seguin Cougars. Coached by Carlos Lynn, he also excelled in track & field and wrestling.

MAJOR: Reeves is undecided on an academic major at WTAMU.

ALEX

REYES 37



WIDE RECEIVER
5-11, 180, FR-RS
CANADIAN, TEXAS (HIGH)

GENERAL: Reyes was a member of the state championship-winning Canadian (Texas) HS program. His brother, Danny, is also a wide receiver for the WT football program.

2009: Redshirt season.

HIGH SCHOOL: Reyes earned second team Class 1A all-State honors as a wide receiver and linebacker for Coach Kyle Lynch's Canadian (Texas) HS Class 1A State Championship. He also was an all-District 1-1A selection at both receiver and defensive back. A three-sport letterwinner,

Reyes also competed in basketball and track & field. Reyes was also an Academic all-District 1-1A honoree.

MAJOR: Reeves is undecided on an academic major at WTAMU.

DANNY

REYES 35



WIDE RECEIVER
6-0, 190, FR-RS
CANADIAN, TEXAS (HIGH)

GENERAL: Reyes brings the credentials of having played for the state championship-winning Canadian (Texas) HS program. His brother, Alex, is also a wide receiver for the WT football program.


2009: Redshirt season.

HIGH SCHOOL: Reyes earned first team Class 1A all-State honors as a wide receiver and linebacker for Coach Kyle Lynch's Canadian (Texas) HS Class 1A State Championship team. A three-sport letterman, Reyes also earned varsity letters in track & field and basketball. He is the son of Ricardo and Julia Reyes.

MAJOR: Reeves is undecided on an academic major at WTAMU.

DISHON

ROBERTSON 91



DEFENSIVE LINE
6-0, 275, JR-TR
BROWNSVILLE, TENN.
(HAYWOOD/HINDS CC)

GENERAL: This stout defensive lineman will be looking to step in and provide immediate contributions to the Buffaloes' defensive line.


JUNIOR COLLEGE: Robertson was a defensive lineman for coach Gene Murphy's Hinds (Miss.) CC Eagles. As a senior on the Eagles' defensive line, the Tennessee native collected 56 tackles (52 solo, four assisted), while he also intercepted a pass, caused a fumble and picked up four QB sacks on the season. For his efforts, he was selected to play in the 2009 Mississippi Association of Community and Junior Colleges (MACJC) All-Star football game. As a freshman in 2008, Robertson made 36 tackles, of which 33 were of the solo variety.

HIGH SCHOOL: Robertson was a Class 3A all-State selection as a defensive lineman at Brownsville (Tenn.) Haywood HS.

MAJOR: Robertson is undecided on an academic major at WTAMU.

HECTOR

RODRIGUEZ 60



OFFENSIVE LINE
6-2, 290, JR-2L
SAN ANTONIO, TEXAS (LEE)

GENERAL: Having spent the past year rehabbing a knee injury, Rodriguez looks forward to a full 2010 season spent as the Buffs' starting center or right guard.

2009: Rodriguez entered the season as WT's starting center, but received a medical hardship after suffering a season-ending knee injury in just the second game of the season (Central Oklahoma).



HECTOR RODRIGUEZ

2010 BUFFALOES

2008: Serving primarily in a back-up role at center, Rodriguez earned five starting appearances (Azusa Pacific, Southwestern Oklahoma, at Texas A&M-Kingsville, at Eastern New Mexico, Abilene Christian).

2007: Rodriguez saw action in 10 contests at guard as well as at center, both as a reserve as well as earning starting assignments against Angelo State, Central Oklahoma, at Tarleton State and at Northwest Missouri State.

2006: Redshirt season.

HIGH SCHOOL: Rodriguez was a two-year letterman as an offensive lineman at San Antonio (Texas) Lee HS. He was named as the Rebel's Lineman of the Year and played in the San Antonio All-Star game. For his senior season, he averaged 4.5 pancakes per game. He also participated in basketball, wrestling and track & field.

MAJOR: Rodriguez is a Sports & Exercise Sciences major at WTAMU.

D.J. ROSS 49



LINEBACKER
6-1, 215, JR-TR
ELGIN, TEXAS (HIGH/BLINN COLLEGE)

GENERAL: Coming from the traditionally strong Blinn College football program, Ross looks to find a home in among the Buffs' linebacking corps.

JUNIOR COLLEGE: As a defensive end at Blinn College in 2009, Ross helped lead the Buccaneers to an 11-1 record, including a Southwestern Junior College Football Conference (SWJCFC) Championship. He logged 25 tackles, including five QB sacks for the season. In 2008, he registered 15 tackles, including a pair of QB sacks.

HIGH SCHOOL: Ross was a standout running back and defensive end at Elgin (Texas) HS.

MAJOR: Ross is a Sports & Exercise Sciences major at WTAMU.

HAYDEN RYBISKI



LINEBACKER
6-0, 210, FR-RS
TEXARKANA, TEXAS (PLEASANT GROVE)

GENERAL: This East Texas product will be looking to solidify the Buffaloes at the linebacking position.

2009: Redshirt season.

HIGH SCHOOL: Rybiski was an honorable mention all-State honoree in 2008 while playing for Texarkana (Texas) Pleasant Grove HS. He helped lead the Hawks to a 9-3 record in 2008 and a berth in the state playoffs. A two-time all-East Texas and all District 16-3A honoree, he was coached by Kevin Davis.

MAJOR: Rybiski is an Athletic Training major at WTAMU.

RASHAD SANDERS 96



DEFENSIVE LINE
6-2, 240, JR-2L
FLOWER MOUND, TEXAS (HIGH)

GENERAL: A D/FW Metroplex product, Sanders should battle for a starting position along the Buffs' defensive line.

2009: Seeing action in all 12 contests, Sanders logged a total of 20 tackles (eight solo, 12 assisted), including two assisted stops behind the line of scrimmage. He registered a career-high six stops (four solo, two assisted) against Central Oklahoma, as well as a five tackle (one solo, four assisted) outing against TAMU-Kingsville. He forced a fumble against Eastern New Mexico and recorded a trio of QB hurries against TAMU-Kingsville.

2008: Sanders saw action in six contests. For the year, he registered six tackles, all assisted stops. He also was in on one QB sack, resulting in a six-yard loss at Angelo State. He recorded a pair of two-tackle outings, with those coming against Midwestern State and at Angelo State.

2007: Redshirt season.

HIGH SCHOOL: Sanders lettered for three years and led Lewisville (Texas) Flower Mound to an 8-3 record in 2006. He was honored with first team all-District recognition after tallying 77 tackles, six sacks, five forced fumbles and one interception.

MAJOR: Sanders is majoring in Sports & Exercise Science at WTAMU.

SANDERS 2009 GAME-BY-GAME

Opponent	UT-AT-TOT	TFL/Yd	Sack/Yd	INT	PBU	QBH	FF	FR
Grand Valley State	0-1-1	0.0/0	0.0/0	0	2	0	0	0
Central Oklahoma	4-2-6	0.5/1	0.0/0	0	0	0	0	0
@Cent. Washington	0-1-1	0.0/0	0.0/0	0	0	0	0	0
@Southwestern Okla.	0-2-2	0.0/0	0.0/0	0	0	0	0	0
TAMU-Kingsville	1-4-5	0.5/2	0.5/2	0	0	3	0	0
@Midwestern State	0-0-0	0.0/0	0.0/0	0	0	0	0	0
E. New Mexico	1-0-1	0.0/0	0.0/0	0	0	0	1	0
@Abilene Christian	0-2-2	0.0/0	0.0/0	0	0	0	0	0
Angelo State	0-0-0	0.0/0	0.0/0	0	0	0	0	0
@Northeastern State	0-0-0	0.0/0	0.0/0	0	0	0	0	0
@Tarleton State	0-0-0	0.0/0	0.0/0	0	0	0	0	0
vs. Nebraska-Omaha	2-0-2	0.0/0	0.0/0	0	0	0	0	0
TOTALS	8-12-20	1.0/3	0.5/2	0	0	3	1	0

SANDERS' CAREER STATS

Year	G	UT-AT-TOT	TFL/Yd	Sack/Yd	INT	PBU	QBH	FF	FR
2007		redshirt season							
2008	6	0-6-6	1.5/7	1.0/6	0	0	0	0	1
2009	12	8-12-20	1.0/3	0.5/2	0	0	3	1	0
TOTALS	18	8-18-26	2.5/10	1.5/8	0	0	3	1	1

SAM SCHOLL 72

OFFENSIVE LINE
6-5, 275, FR-RS
BRYAN, TEXAS (HIGH)

GENERAL: This sizeable offensive line talent will be competing for playing time on WT's offensive front.

2009: Redshirt season.

HIGH SCHOOL: Scholl saw action at several positions on the Bryan (Texas) HS offensive line in 2008. A two-sport athlete, he also participates in the shot in track & field.

MAJOR: Scholl is undecided on an academic major at WTAMU.

TONY SCOTT 75

DEFENSIVE LINE
6-0, 280, FR-RS
DALLAS, TEXAS (DUNCANVILLE)

GENERAL: Having spent the past season in the weight room, this standout from the Metroplex prep ranks will be looking to earn playing time on the Buffs' defensive front line.

2009: Redshirt season.

HIGH SCHOOL: Scott earned first team all-District 7-5A honors for the Duncanville (Texas) HS Panthers in 2008. He also served as a team captain for Coach Jeff Dikus. A two-sport letterman, Scott also competed in the discus in track & field.

MAJOR: Scott is majoring in Finance at WTAMU.

TRAVIOUS SHANKLIN

DEFENSIVE BACK
5-10, 185, FR-HS
AMARILLO, TEXAS (TASCOSA)

GENERAL: A local product, Shanklin looks to apply his skills in the WT secondary unit.

2009: Did not participate.

HIGH SCHOOL: Shanklin enjoyed a successful prep career at Amarillo (Texas) Tascosa HS.

MAJOR: Shanklin is an Accounting major at WTAMU.

2010 BUFFALOES

DAN SHERWOOD 76



OFFENSIVE LINE
6-6, 290, SR-2L
AMARILLO, TEXAS (HIGH)

GENERAL: One of the Buffs' top pass protectors, this talented local product is once again hoping to brush aside the injuries which have limited his playing time over the past two seasons.

2009: Sherwood saw starting action over the initial three games of the season before being sidelined by a season-ending illness, resulting in his receiving a medical hardship.

2008: Sherwood saw action in 10 games, making two starts (against Southwestern Oklahoma and Midwestern State). He was plagued throughout the season by an arm injury, but continued playing despite severe pain and having to wear cumbersome padding.

2007: After not playing football for a season, Sherwood quickly returned to form and was instrumental in the Buffs' pass protection as a starter at right tackle.

2006: Sherwood attended Baylor for one semester, but did not play football.

HIGH SCHOOL: Sherwood graduated from Amarillo (Texas) HS in 2005 after lettering in football, basketball and track. He was named honorable mention all-State and second

team academic all-State, as well as earning all-District 2-5A honors. He lettered three times in basketball and twice in track & field, finishing third at the State meet in the shot put. He was honored with Who's Who Among American High School Students recognition.

MAJOR: Sherwood, a 2008 LSC Commissioner's Honor Roll honoree, is a graduate student in WT's Sports & Exercise Sciences program. He is married to the former Megan Fogg of Amarillo, Texas.

JOHN SIMPSON 85

WIDE RECEIVER
6-4, 190, FR-RS
LANCASTER, TEXAS (HIGH)


GENERAL: This rangy Metroplex product will be looking for activity in the Buffaloes' rotation at wide receiver.

2009: Redshirt season.

HIGH SCHOOL: As a wide receiver and cornerback under Coach Andrew Jackson at Lancaster (Texas) HS, Simpson helped lead his team to a district championship. He was a multi-sport athlete, competing in soccer, track, and baseball.

MAJOR: Simpson is a Mass Communications-Broadcasting major at WTAMU.

CURTIS SLATER 22



DEFENSIVE BACK
5-9, 195, SO-1L
HOUSTON, TEXAS (CY-RIDGE)

GENERAL: This hard-hitting defensive back returns for his sophomore campaign after enjoying a stellar initial season a year ago.

2009: As a redshirt freshman, Slater saw action in 12 games, including making starting appearances against Angelo State and Nebraska-Omaha. For the year, he tallied 25 tackles (12 solo, 13 assisted), including 2.5 tackles behind the line for minus-four yards. He had a season-high five stops (three solo, two assisted) at Midwestern State and forced a fumble at Tarleton State.

2008: Redshirt season.


HIGH SCHOOL: A three-year starter in the secondary for Houston Cy-Ridge HS, Slater earned all-District 17-5A honors. He helped lead the 11-2 Rams to both District 17-5A and Area championships in 2007. As a junior in 2006, Slater recorded 72 tackles, two interceptions, three pass break-ups and one forced fumble. He played wide receiver during his sophomore season, grabbing over 20 receptions.

MAJOR: Slater is a Criminal Justice major at WTAMU.

SLATER 2009 GAME-BY-GAME

Opponent	UT-AT-TOT	TFL/Yd	Sack/Yd	INT	PBU	QBH	FF	FR
Grand Valley State	2-0-2	0.0/0	0.0/0	0	0	0	0	0
Central Oklahoma	0-1-1	0.0/0	0.0/0	0	0	0	0	0
@Cent. Washington	0-0-0	0.0/0	0.0/0	0	0	0	0	0
@Southwestern Okla.	1-1-2	0.0/0	0.0/0	0	0	0	0	0
TAMU-Kingsville	2-1-3	0.0/0	0.0/0	0	0	0	0	0
@Midwestern State	3-2-5	2.5/4	0.0/0	0	0	0	0	0
E. New Mexico	1-2-3	0.0/0	0.0/0	0	0	0	0	0
@Abilene Christian	0-2-2	0.0/0	0.0/0	0	0	0	0	0
Angelo State	0-4-4	0.0/0	0.0/0	0	0	1	0	0
@Northeastern State	2-0-2	0.0/0	0.0/0	0	0	0	0	0
@Tarleton State	0-0-0	0.0/0	0.0/0	0	0	0	0	0
vs. Nebraska-Omaha	1-0-1	0.0/0	0.0/0	0	0	0	0	0
TOTALS	12-13-25	2.5/4	0.0/0	0	0	1	0	0

JORDAN SMITH 1



DEFENSIVE BACK
6-0, 190, FR-SQ
KILLEEN, TEXAS (HIGH)

GENERAL: Smith is yet another hard-hitting Buff defender who displayed his pass coverage abilities last season.

2009: As a redshirt freshman, Smith earned a starting role at free safety, making nine starting appearances over 11 contests (he missed the Northeastern State contest due to a family issue). During that time, he registered 87 tackles

DAN SHERWOOD



2010 BUFFALOES

(43 solo, 44 assisted), the third-highest total among all Buffalo defenders. Smith had a season-high 15 stops (three solo, 12 assisted) at Midwestern State and logged 11 tackles (seven solo, four assisted) against Nebraska-Omaha. He also intercepted three passes, including one which he returned 43 yards against Angelo State, as well as having picks against TAMU-Kingsville and Nebraska-Omaha. An active coverage man, Smith registered four pass breakups over the year, including a season-high two against TAMU-Kingsville.

2008: Medical redshirt.

2007: Redshirt season.

HIGH SCHOOL: Smith played on both sides of the ball for the Killeen (Texas) Kangaroos, earning first team all-District and Team MVP honors. In 10 games, he recorded 113 tackles, three fumble recoveries, two interceptions and forced a pair of fumbles. Smith was also a two-year letterwinner in basketball.

MAJOR: Smith is majoring in Sports & Exercise Science at WTAMU.

SMITH 2009 GAME-BY-GAME

Opponent	UT-AT-TOT	TFL/Yd	Sack/Yd	INT	PBU	QBH	FF	FR
Grand Valley State	2-3-5	0.0/0	0.0/0	0	0	0	0	0
Central Oklahoma	3-4-7	0.0/0	0.0/0	0	0	0	0	0
@Cent. Washington	4-3-7	0.0/0	0.0/0	0	0	0	0	0
@Southwestern Okla.	3-2-5	0.0/0	0.0/0	0	0	0	1	0
TAMU-Kingsville	2-6-8	0.0/0	0.0/0	1	2	0	0	0
@Midwestern State	3-12-15	0.0/0	0.0/0	0	0	0	0	0
E. New Mexico	4-0-4	0.0/0	0.0/0	0	1	0	0	0
@Abilene Christian	4-4-8	0.0/0	0.0/0	0	0	0	0	0
Angelo State	5-3-8	0.5/0	0.0/0	1	0	0	0	0
@Northeastern State	dnp							
@Tarleton State	6-3-9	0.0/0	0.0/0	0	0	0	0	0
vs. Nebraska-Omaha	7-4-11	0.0/0	0.0/0	1	1	0	0	0
TOTALS	43-44-87	0.5/0	0.0/0	3	4	0	1	0

STEVE SMITH 44



LINEBACKER
6-2, 235, SR-3L
UVALDE, TEXAS (HIGH)

GENERAL: Smith enters his senior campaign with three years of varsity experience as a member of the Buffaloes' linebacking and coverage team units.

2009: Smith saw action in nine contests and logged seven tackles (three solo, four assisted). He had a four stop performance at Northeastern State, including his assisting on one tackle-for-loss. He also forced a fumble against Angelo State

2008: Smith saw duty in six contests, recording four tackles (two solo and two assisted). He had a two tackle outing against Northeastern State (one solo, one assisted) and logged a solo stop at Texas A&M-Kingsville as well as an assisted tackle at Angelo State.

2007: Smith saw action in four contests as a reserve, registering seven tackles (two solo, five assisted), while also breaking up three pass attempts. His most productive outing was against Adams State when he was credited with

six stops (one solo, five assisted).

2006: Redshirt season.

HIGH SCHOOL: Smith was a three-year letterwinner in both football and baseball at Uvalde (Texas) HS. A two-time All-district selection at linebacker, he also garnered all-State honors as a junior in 2004. Smith was honored as Most Outstanding Male Athlete as a senior and garnered all-Southwest Texas Football accolades. In baseball, he was selected as first team all-district shortstop following both his junior and senior seasons. He was a four-time Academic all-District selection.

MAJOR: Smith has earned his bachelor's degree from WTAMU and is pursuing his master's degree in Sports & Exercise Sciences.

SMITH 2009 GAME-BY-GAME

Opponent	UT-AT-TOT	TFL/Yd	Sack/Yd	INT	PBU	QBH	FF	FR
Grand Valley State	dnp							
Central Oklahoma	dnp							
@Cent. Washington	0-0-0	0.0/0	0.0/0	0	0	0	0	0
@Southwestern Okla.	1-0-1	0.0/0	0.0/0	0	0	0	0	0
TAMU-Kingsville	dnp							
@Midwestern State	0-0-0	0.0/0	0.0/0	0	0	0	0	0
E. New Mexico	0-0-0	0.0/0	0.0/0	0	0	0	0	0
@Abilene Christian	0-0-0	0.0/0	0.0/0	0	0	0	0	0
Angelo State	1-1-2	0.0/0	0.0/0	0	0	0	1	0
@Northeastern State	1-3-4	0.5/0	0.0/0	0	0	0	0	0
@Tarleton State	0-0-0	0.0/0	0.0/0	0	0	0	0	0
vs. Nebraska-Omaha	0-0-0	0.0/0	0.0/0	0	0	0	0	0
TOTALS	3-4-7	0.5/0	0.0/0	0	0	0	1	0

SMITH'S CAREER STATS

Year	G	UT-AT-TOT	TFL/Yd	Sack/Yd	INT	PBU	QBH	FF	FR
2006	redshirt season								
2007	4	2-5-7	0.0/0	0.0/0	0	3	0	0	0
2008	6	2-2-4	0.5/4	0.0/0	0	0	0	0	0
2009	9	3-4-7	0.5/0	0.0/0	0	0	0	1	0
TOTALS	19	7-11-18	1.0/4	0.0/0	0	3	0	1	0

LEVI SPARKS 58

DEFENSIVE LINE
6-1, 240, SO-SQ
ROTAN, TEXAS (HIGH)

GENERAL: Sparks earned valuable playing time as a true freshman a year ago. He will be looking to parlay that experience into more activity in 2010.

2009: Sparks saw action in two contests (Angelo State and at Northeastern State). He recorded one tackle, that being an assisted takedown against Angelo State.

HIGH SCHOOL: Sparks came to WTAMU in the spring of 2008 and participated in spring drills. He enjoyed a solid prep career at Rotan (Texas) HS, where he was a two-way performer, seeing playing time on both the offensive and defensive lines as well as at tight end and linebacker. In 2007, he earned first team all-Big Country honors as a linebacker, first team all-district honors as both an offensive and defensive lineman and was a second team all-state honoree for his defensive line play. Sparks also participated in the Yellowhammers' baseball, golf, track & field and power lifting programs. Solid in the classroom, he

placed second in Algebra at the U.S. National high School Mathematics competition and was a regional qualifier in UIL competition for science, mathematics and number sense.

MAJOR: Sparks is majoring in Wildlife Biology at WTAMU.

SPARKS 2009 GAME-BY-GAME

Opponent	UT-AT-TOT	TFL/Yd	Sack/Yd	INT	PBU	QBH	FF	FR
Grand Valley State	dnp							
Central Oklahoma	dnp							
@Cent. Washington	dnp							
@Southwestern Okla.	dnp							
TAMU-Kingsville	dnp							
@Midwestern State	dnp							
E. New Mexico	dnp							
@Abilene Christian	dnp							
Angelo State	0-0-0	0.0/0	0.0/0	0	0	0	0	0
@Northeastern State	0-1-1	0.0/0	0.0/0	0	0	0	0	0
@Tarleton State	dnp							
vs. Nebraska-Omaha	dnp							
TOTALS	0-1-1	0.0/0	0.0/0	0	0	0	0	0

KYLE THOMAS 90



DEFENSIVE LINE
6-4, 280, SR-1L
VISTA, CALIF. (OCEANSIDE)

GENERAL: This talented defensive lineman looks to return to his 2008 form after being injured early in the 2009 season-opener.

2009: Thomas received a medical hardship after missing the entire season due to a knee injury suffered during the season-opening contest against Grand Valley State. In that game, he recorded one solo tackle, that being behind the line for a three-yard loss.

2008: Thomas saw action in all 13 contests and recorded 10 tackles (five solo, five assisted). He had a season-high three stops at Eastern New Mexico (one solo, two assisted), as well as having one tackle behind the line for a loss of minus-one yard. He also netted two stop efforts at TAMU-Kingsville as well as against Northeastern State.

JUNIOR COLLEGE: Thomas was a member of City College of San Francisco's 2007 squad which posted a record of 10-1 and captured North County, state as well as National championships. Playing for head coach George Rush, Thomas was named team captain and was an All-League First-Team honoree. He posted three sacks and forced a pair of fumbles in the North California championship game.

HIGH SCHOOL: Thomas helped lead Oceanside (Calif.) HS to an 11-0 record and the Avocado league championship as a senior. He was a first team all-Avocado League selection, while also competing in volleyball.

MAJOR: Thomas is a General Studies major at WTAMU.

2010 BUFFALOES


THOMAS 2009 GAME-BY-GAME

Opponent	UT-AT-TOT	TFL/Yd	Sack/Yd	INT	PBU	QBH	FF	FR
Grand Valley State	1-0-1	1.0/3	0.0/0	0	0	0	0	0
Central Oklahoma	dnp							
@Cent. Washington	dnp							
@Southwestern Okla.	dnp							
TAMU-Kingsville	dnp							
@Midwestern State	dnp							
E. New Mexico	dnp							
@Abilene Christian	dnp							
Angelo State	dnp							
@Northeastern State	dnp							
@Tarleton State	dnp							
vs. Nebraska-Omaha	dnp							
TOTALS	1-0-1	1.0/3	0.0/0	0	0	0	0	0

THOMAS' CAREER STATS

Year	G	UT-AT-TOT	TFL/Yd	Sack/Yd	INT	PBU	QBH	FF	FR
2008	13	5-5-10	1.5/4	0.0/0	0	1	0	0	0
2009	1	1-0-1	1.0/3	0.0/0	0	0	0	0	0
TOTALS	14	6-5-11	2.5/7	0.0/0	0	1	0	0	0

WILLIAM THORNTON 95



LINEBACKER
6-2, 210, FR-RS
SAN ANTONIO, TEXAS
(JUDSON)

GENERAL: This Alamo City native will be looking to bolster the Buffs' defensive unit at the linebacker position.

2009: Redshirt season.

HIGH SCHOOL: Thornton was a second team all-City selection following an 8-2 District 27-5A championship year at San Antonio (Texas) Judson HS. He played nose guard, linebacker and defensive end for Coach Jim Rackley, while also participating in track & field and wrestling.

MAJOR: Thornton is majoring in Computer Science at WTAMU.

JAY TILLMAN 42



RUNNING BACK
6-0, 220, SO-SQ
TAHOKA, TEXAS (HIGH)

GENERAL: Tillman had a strong showing in this Spring's Maroon-White game and will be looking to carry the momentum gained from that performance into the 2010 season.

2009: Did not participate. Tillman rushed eight times for 70 yards, while also catching five passes for 40 yards and one TD in the Maroon-White spring game.

2008: Tillman saw action in five contests. He rushed 20 times for 53 net yards and caught seven passes for an additional 66 yards. He rushed for a season-high 10 yards on three carries against Tarleton State, had eight yards on four carries and a TD against Northeastern State and rushed for 11 yards while catching a 25-yard pass against Azusa Pacific.

HIGH SCHOOL: Tillman was a solid multi-sports athlete at Tahoka (Texas) HS.

MAJOR: Tillman is a Sports & Exercise Sciences major at WTAMU.

TILLMAN'S CAREER STATS

Year	G	Rush	TDs	Rec.	TDs	Returns	TDs
2008	5	20-53	1	7-66	1	0	0
2009	did not participate						
TOTALS	5	20-53	1	7-66	1	0	0

GABE TUATA 6

WIDE RECEIVER
5-8, 190, JR-TR
KAILUA KONA, HAWAII
(KEALAKEHE/MT. SAC)

GENERAL: This shifty running back-turned-receiver looks to supplement the Buffaloes' offensive attack.

JUNIOR COLLEGE: Tuata built his reputation as a big play running back in 2008 at Walnut, Calif. Mt. San Antonio College. He was sidelined by injuries in 2009.

HIGH SCHOOL: Tuata was the Big Island Interscholastic Federation Player of the Year as a senior in 2007 at Kealakehe HS. As a senior, he ran for over 1,600 yards in 11 games.

MAJOR: Tuata is a Sports & Exercise Sciences major at WTAMU.

DUSTIN VAUGHAN 14



QUARTERBACK
6-5, 220, FR-RS
CORPUS CHRISTI, TEXAS
(CALALLEN)


GENERAL: Vaughan has the physical tools, as well as the background, to be a successful signal-caller in WT's offensive scheme.

2009: Redshirt season.

HIGH SCHOOL: Vaughn earned first team all-District 31-4A honors as both a quarterback as well as a punter. He also earned all-Metro and all-South Texas honors with Coach Phil Danaher. An all-State academic selection, he graduated in the top 10 of his class and was a member of the National Honor Society. Vaughn also played basketball and baseball in high school, being named a basketball newcomer of the year and helping his baseball team to a class 4A state championship.

MAJOR: Vaughan is a Pre-Physical Therapy major at WTAMU.

KYLE VOSS 46



LINEBACKER
5-11, 225, SO-1L
BELTON, TEXAS (HIGH)

GENERAL: This CenTex product made an immediate impact as a true freshman and looks to be an anchor at inside linebacker for several years to come.

2009: As a true freshman, Voss saw action in all 12 games, logging 33 tackles (14 solo, 19 assisted). He was also involved in 1.5 tackles for minus-2 yards in losses and forced one QB hurry. He registered a season-high eight tackles at Northeastern State (six solo, two assisted) and was in on six stops (two solo, four assisted) at Southwestern Oklahoma State.


HIGH SCHOOL: As a multi-position player under Coach Rodney Southern, Voss was named defensive player of the year and earned first team all-district honors as a senior. He recorded 365 career tackles. Voss also earned first team all-district recognition as a sophomore and a junior and was newcomer of the year as a sophomore. A multi-sport athlete, Voss also earned letters in track & field, basketball, and powerlifting.

MAJOR: Voss is majoring in General Business at WTAMU.

VOSS 2009 GAME-BY-GAME

Opponent	UT-AT-TOT	TFL/Yd	Sack/Yd	INT	PBU	QBH	FF	FR
Grand Valley State	0-0-0	0.0/0	0.0/0	0	0	0	0	0
Central Oklahoma	1-0-1	0.0/0	0.0/0	0	0	0	0	0
@Cent. Washington	2-1-3	0.0/0	0.0/0	0	0	1	0	0
@Southwestern Okla.	2-4-6	0.0/0	0.0/0	0	0	0	1	0
TAMU-Kingsville	0-2-2	0.0/0	0.0/0	0	0	0	0	0
@Midwestern State	0-1-1	0.0/0	0.0/0	0	0	0	0	0
E. New Mexico	0-1-1	0.0/0	0.0/0	0	0	0	0	0
@Abilene Christian	2-2-4	0.0/0	0.0/0	0	0	0	0	0
Angelo State	1-4-5	0.0/0	0.0/0	0	0	0	0	0
@Northeastern State	6-2-8	0.0/0	0.0/0	0	0	0	0	0
@Tarleton State	0-0-0	0.0/0	0.0/0	0	0	0	0	0
vs. Nebraska-Omaha	0-2-2	0.0/0	0.0/0	0	0	0	0	0
TOTALS	14-19-33	0.0/0	0.0/0	0	0	0	0	0

MARK WALLER 68



OFFENSIVE LINE
6-6, 300, FR-RS
GROESBECK, TEXAS (HIGH)

GENERAL: Waller brings impressive size and quickness to the offensive line unit.

2009: Redshirt season.

HIGH SCHOOL: Waller was a second-team all-District 19-3A selection as an offensive lineman in 2008 at Groesbeck (Texas) HS. While playing for the Goats, he was coached by

2010 BUFFALOES

Stephen Burrow.

MAJOR: Waller is a Sports & Exercise Sciences major at WTAMU.

AARON WAMPLER 93



DEFENSIVE LINE
6-1, 260, SO-1L
WOLFFORTH, TEXAS
(FRENSHIP)

GENERAL: A very active and tenacious defender, Wampler should see action on both defense and as a deep snapper.

2009: Wampler made an impact, seeing action in 11 contests (he missed the Midwestern State game due to injury) and making a start at Northeastern State. During his playing time, he logged 23 tackles (15 solo, eight assisted) from his defensive tackle position. His 6.5 sacks (for minus-43 yards) ranked third among Buffalo defenders, as well as 52nd among national leaders. Overall, he had a total of 9.5 tackles behind the line for minus-49 yards. Wampler twice registered four tackles in a contest (Central Oklahoma and at Central Washington). He registered a season-high 12 yards in losses against Eastern New Mexico and had a season-high three TFLs at Abilene Christian

2008: Redshirt season.

HIGH SCHOOL: Wampler enjoyed a standout career at Wolfforth (Texas) Frenship HS, helping to lead the Tigers to a 35-8 record from 2005-07. He was selected as the District 4-4A Defensive MVP in both 2006 and 2007, was named to the Texas Sports Writers Association all-State team in both 2006 and 2007 as well as the AP all-State team in 2007. As a junior in 2006, Wampler compiled 137 tackles, including 20 for loss, four forced fumbles and 13 sacks. During his sophomore campaign, he collected 72 stops, eight behind the line of scrimmage.

MAJOR: Wampler is majoring in Sports & Exercise Sciences at WTAMU.

WAMPLER 2009 GAME-BY-GAME

Opponent	UT-AT-TOT	TFL/Yd	Sack/Yd	INT	PBU	QBH	FF	FR
Grand Valley State	0-0-0	0.0/0	0.0/0	0	0	0	0	0
Central Oklahoma	3-1-4	0.0/0	0.0/0	0	0	0	0	0
@Cent. Washington	4-0-4	1.0/2	0.0/0	0	0	0	0	0
@Southwestern Okla.	0-2-2	0.5/2	0.5/2	0	0	0	0	0
TAMU-Kingsville	1-0-1	1.0/6	1.0/6	0	0	0	0	0
@Midwestern State	dnp							
E. New Mexico	1-0-1	1.0/12	1.0/12	0	0	0	0	0
@Abilene Christian	3-0-3	3.0/8	1.0/4	0	0	1	0	0
Angelo State	0-2-2	0.5/3	0.5/3	0	0	0	0	0
@Northeastern State	1-2-3	1.5/8	1.5/8	0	0	0	0	0
@Tarleton State	0-1-1	0.0/0	0.0/0	0	0	0	0	0
vs. Nebraska-Omaha	2-0-2	1.0/8	1.0/8	0	0	0	0	0
TOTALS	15-8-23	9.5/49	6.5/43	0	0	1	0	0

JEREMY WATSON 27



WIDE RECEIVER
5-10, 200, SO-1L
LUBBOCK, TEXAS (ESTACADO)

GENERAL: This multi-talented South Plains speedster gives the Buffaloes big-play potential whenever he is on the field.

2009: Whether he carried, caught or returned the football, Watson was a dynamic offensive performer in 2009 despite seeing action in only nine contests (an ankle injury forced him to miss three games). For the season, he averaged 24.9 yards per kick return (fourth among LSC leaders), gaining 622 yards on 25 returns and averaged 7.8 yards per punt return (seventh among LSC leaders), gaining 117 yards on 15 returns and accounted for 885 all-purpose yards. He generated 152 all-purpose yards against Central Oklahoma, as he gained 119 yards on kickoffs, added another 22 yards via punt return to go with eight rushing yards. At Central Washington, he returned five kicks for 114 yards and he averaged 24.3 yards per kick return against Nebraska-Omaha, while setting up WT's final touchdown with a 43 yard return. At #23-Midwestern State, he averaged 18.6 yards on three returns (56 yards total). He enjoyed a prolific outing at Southwestern Oklahoma State, where the Lubbock, Texas, native averaged 29.6 yards per return, gaining 89 yards on three kick returns (with a long of 49 yards).

2008: Redshirt season.

HIGH SCHOOL: Watson was an all-Lubbock, all-South Plains and all-District 4-4A performer as a linebacker at Lubbock (Texas) Estacado HS. A two-sport performer, Watson was also a regional and state qualifier in track & field. Strong in the classroom, he was also an Honor Roll student.

MAJOR: Watson is a Sports & Exercise Sciences major at WTAMU.

WATSON 2009 GAME-BY-GAME

Opponent	Rush	TDs	Rec. TDs	KR	PR	All-Purp.
Grand Valley State	0-0	0	2-11	0	4-92	1-11 114
Central Oklahoma	2-8	0	0-0	0	3-119	1-22 152
@Cent. Washington	1-2	0	0-0	0	5-114	1-1 117
@Southwestern Okla.	0-0	0	0-0	0	3-89	5-38 138
TAMU-Kingsville	1-0	0	5-56	0	1-26	0-0 82
@Midwestern State	0-0	0	3-16	0	3-56	1-0 72
E. New Mexico	dnp					
@Abilene Christian	dnp					
Angelo State	dnp					
@Northeastern State	0-0	0	4-39	0	1-28	3-2 69
@Tarleton State	0-0	0	0-0	0	2-25	2-25 50
vs. Nebraska-Omaha	0-0	0	0-0	0	3-73	1-18 91
TOTALS	4-13	0	18-133	0	25-622	15-117 885

CRAIG WATTS 64



OFFENSIVE LINE
6-4, 335, FR-RS
KILLEEN, TEXAS (HIGH)

GENERAL: This Central Texas native has the physical stature to be a very successful pass blocker on the WT offensive line.

2009: Redshirt season.

HIGH SCHOOL: Watts earned all-District 25-4A honorable mention honors in 2008 at Killeen (Texas) HS. A member of the 2008 Super Centex team, he helped lead Coach Sam Jones' Kangaroos to a 9-5 mark and a berth in the State quarterfinals. A multi-sport letterwinner, Watts also competed in track & field and wrestling.

MAJOR: Watts is a Pre-Med major at WTAMU.

SHAUN WESLEY 78



OFFENSIVE LINE
6-7, 285, SO-1L
CANYON, TEXAS (HIGH)

GENERAL: Wesley's performances as a true freshman point towards a very promising future for this local offensive line product. This season, his younger brother, Jared, will also be joining the Buffaloes.

2009: Thrust into action as a true freshman, Wesley first saw action at Southwestern Oklahoma State. By season's end, he had seen action at either right or left tackle in nine contests, making eight starting appearances.

HIGH SCHOOL: Wesley played offensive tackle and defensive end while at Canyon (Texas) HS. He was an all-District 3-4A selection in both his junior and senior years under Coach Bill Bryant. An Academic all-State pick in football, Wesley was a superintendent scholar and a two-year member of the National Honor Society. He was a three-year letterwinner in track & field, placing first at district and advancing as a regional qualifier.

MAJOR: Wesley is a Computer Science major at WTAMU.

2010 BUFFALOES

JUSTIN

WILLIAMS 94



DEFENSIVE LINE
6-0, 310, JR-TR
LANCASTER, TEXAS
(SOUTH GRAND PRAIRIE/NAVARRO)

GENERAL: Williams brings good size and speed to the Buffs' defensive front.

JUNIOR COLLEGE: Playing for head coach Nick Bobeck, Williams helped guide Navarro College to a record of 21-2 over his two seasons with the Bulldogs. As a sophomore, he earned all-conference honors.

HIGH SCHOOL: Williams was a three-time first team all-district selection at Grand Prairie (Texas) South Grand Prairie HS. While playing for coach David Fisher's Warriors, Williams saw action on the defensive line, at linebacker, as well as at fullback.

MAJOR: Williams is undecided on an academic major at WTAMU.

TYSON

WILLIAMS 2



WIDE RECEIVER
6-0, 205, JR-2L
ALDINE, TEXAS (HIGH)

GENERAL: This Houston-area product showed his big-play potential as a tight end in 2009.

2009: For the year, the Aldine, Texas, native, led the Buffs in receptions (66), while averaging 12.8 yards per catch and 70.6 yards per game. The Buffs' receiving leader in total catches, Williams closed out the regular season with an eight-catch, 148 yard, one TD outing at Tarleton State. He enjoyed a season-high nine receptions (for 86 yards and one TD) at Northeastern State, while he also enjoying an eight-catch game (for 64 yards) at #1-ranked Abilene Christian. He twice had seven-reception outings, one being a 77 yard performance at #23-Midwestern State and a season-high 171 yards against Angelo State (including a season-long 79 yard TD reception).

2008: As a true freshman, Williams saw duty in nine contests. During that time, he grabbed four receptions for 27 yards. Against Azusa Pacific, he had two catches for 19 yards (with a long of 14 yards), while he had one catch for five yards against Northeastern State and one catch for three yards at Eastern New Mexico.

HIGH SCHOOL: Williams had 63 catches to earn first team all-District honors at Aldine (Texas) HS. He also received varsity letters in baseball and track & field.

MAJOR: Williams is undecided on an academic major at WTAMU.

WILLIAMS 2009 GAME-BY-GAME

Opponent	Rec	Yards	TDs	Long	Yds/Rec
Grand Valley State	8	92	1	20	11.5
Central Oklahoma	3	27	1	13	9.0
@Cent. Washington	0	0	0	0	0.0
@Southwestern Okla.	5	50	0	13	10.0
TAMU-Kingsville	4	49	0	19	12.3
@Midwestern State	7	77	0	29	11.0
E. New Mexico	4	68	0	24	17.0
@Abilene Christian	8	64	0	14	8.0
Angelo State	7	171	1	79	24.4
@Northeastern State	9	86	1	33	9.6
@Tarleton State	8	148	1	31	18.5
vs. Nebraska-Omaha	3	15	0	11	5.0
TOTALS	66	847	5	79	12.8

WILLIAMS' CAREER STATS

Year	G	Rec	Yards	TDs	Lng	Yds/Rec	Avg/G
2008	9	4	27	0	14	6.8	3.0
2009	12	66	847	5	79	12.8	5.5
TOTALS	21	70	874	5	79	12.5	41.6

STEVEN

WRIGHT



DEFENSIVE BACK
5-10, 175, FR-RS
FAIRBANKS, ALASKA
(NORTH POLE)

GENERAL: This slender defensive back hails from the State of Alaska.

2009: Redshirt Season

HIGH SCHOOL: Wright was named Defensive Player of the year as a defensive back for coach Richard Henert's North Pole HS Patriots. He also saw action at quarterback and wide receiver for a 2009 squad which went 9-1 and were the Railbelt Conference champions

MAJOR: Wright is a Pre-Engineering major at WTAMU.



TYSON WILLIAMS

2010 BUFFALOES



TRAMICAH YOUNG 15



WIDE RECEIVER
5-8, 150, SO-SQ
BRAZORIA, TEXAS (SWEENY)

GENERAL: Young has shown the dual purpose ability as either a pass receiver or a return specialist.

2009: In seven contests, Young returned five punts for 40 yards and caught one pass for three yards. The South Texas native had a season-long 29 yard punt return against Angelo State.

2008: Young saw action in one contest, that being against Northeastern State. In the Maroon-White spring game, he made two receptions for 46 yards, with a long of 27.

2007: Redshirt season.

HIGH SCHOOL: Young played numerous positions on offense, defense and special teams while at Brazoria (Texas) Sweeney HS. He finished his senior campaign with 16 catches for 336 yards and 16 rushes for 186 yards while leading the Sweeney Bulldogs to an 11-3 mark. For his efforts, he was recognized by being named first team all-District 25-3A, first team all-Brazoria County and first team all-Area. As a junior in 2005, he was named all-District as a defensive back as well as wide receiver, in addition to all-Brazoria County as a defensive back. Young also earned three letters in both basketball and baseball, as well as one letter in track & field. He earned Defensive Player of the Year honors in basketball in as well as being a state qualifier in track. Young graduated as a member of the National Honor

Society and National Honor Roll and was named Academic all-State as well as being honored with Who's Who Among American High School Students recognition.

MAJOR: Young is an Engineering Technology major at WTAMU.

YOUNG 2009 GAME-BY-GAME

Opponent	Rush	TDs	Rec.	TDs	KR	PR	All-Purp.
Grand Valley State	dnp						
Central Oklahoma	dnp						
@Cent. Washington	dnp						
@Southwestern Okla.	0-0	0	1-3	0	0-0	1-0	3
TAMU-Kingsville	dnp						
@Midwestern State	0-0	0	0-0	0	0-0	0-0	0
E. New Mexico	0-0	0	0-0	0	0-0	2-(-2)	-2
@Abilene Christian	0-0	0	0-0	0	0-0	0-0	3
Angelo State	0-0	0	0-0	0	0-0	2-42	42
@Northeastern State	0-0	0	0-0	0	0-0	0-0	0
@Tarleton State	dnp						
vs. Nebraska-Omaha	0-0	0	0-0	0	0-0	0-0	0
TOTALS	0-0	0	1-3	0	0-0	5-40	43

YOUNG'S CAREER STATS

Year	G	Rush	TDs	Rec.	TDs	KR	PR	All-Purp.
2007	Redshirt season							
2008	1	0-0	0	0-0	0	0-0	0-0	0
2009	7	0-0	0	1-3	0	0-0	5-40	43
TOTALS	8	0-0	0	1-3	0	0-0	5-40	43

MICHAEL ZOCH 71



OFFENSIVE LINE
5-11, 280, JR-1L
BEAUMONT, TEXAS
(WESTBROOK)

GENERAL: Zoch proved his value a year ago, taking over the duties at center. Based on his performance last season, he is expected to battle for a starting role along the offensive line in 2010.

2009: Zoch saw action in all 12 contests and started the final 10 games of the season after Hector Rodriguez went down with an injury.

2008: Zoch saw offensive line duty in four contests – against Azusa Pacific, at Angelo State, against Northeastern State and Tarleton State.

2007: Redshirt season.

HIGH SCHOOL: Zoch was a standout two-way lineman at Beaumont (Texas) Westbrook HS.

MAJOR: Zoch is a Pre-Engineering major at WTAMU.

2010 FRESHMEN

JAY BAINES

RUNNING BACK • 5-9 • 175 MESQUITE, TEXAS (NORTH MESQUITE)

Baines earned second team all-district honors while playing for the North Mesquite Stallions under head coach Mike Robinson and was named the school's Offensive Back of the Year. He also lettered for three seasons on the Stallion track team. Baines is the son of Carla Lee and Cleveland Bradberry.

GERALD BARKER

OFFENSIVE LINE • 6-2 • 280 LUBBOCK, TEXAS (CORONADO)

Barker lettered for the Mustangs under head coach Butch Henderson. He is the son of Jackie and Gary Joiner.

GLENN BONNER

LINEBACKER • 6-3 • 220 SAN ANTONIO, TEXAS (CLARK)

Bonner earned first team all-district honors as a linebacker and tight end for the Cougars under head coach Lloyd Alexander, leading the team to a 13-1 record as a senior. He also lettered in track and basketball. Bonner is the son of Tammie Bonner.

GREG CASTRO

DEFENSIVE LINE • 6-0 • 265 SAN ANTONIO, TEXAS (CLARK)

Castro was named District 28-5A Most Valuable Player after leading San Antonio (Texas) Clark to a 13-1 record in 2009. An all-Area and all-State selection, he registered 80 tackles and five sacks from his nose guard position.

ROBERT CLANCY

OFFENSIVE LINE • 6-4 • 245 HOUSTON, TEXAS (MAYDE CREEK)

Clancy earned second-team all-district honors while playing for coach Lance Carter's Houston Mayde Creek Rams. Strong in the classroom, he earned academic all-district and all-state honors. Clancy is the son of Petty and Bob Clancy.

CHRIS CLEES

OFFENSIVE LINE • 6-4 • 300 ROSWELL, NEW MEXICO (GODDARD)

Clees was an all-state performer for the Rockets under head coach Sam Jernigan, leading the team to a 10-3 record as a senior and the New Mexico 4A State Championship. He also lettered in track and basketball. Clees is the son of Cynthia and Gerald Thomas.

JONATHAN DAVIS

WIDE RECEIVER • 6-1 • 185 HEREFORD, TEXAS (HIGH)

For his career, Davis made 185 receptions for 2,100 yards. He earned all-District 4-4A honors as a senior, as well as being selected to the 4A Super team for an 11-2 Whiteface team. Coached by Don DeLozier, he also earned all-district honors as a junior, as well. Davis is the son of Chandra Camp and Grant Davis.

DAVIONTE DOBBINS

DEFENSIVE BACK • 6-1 • 180 WACO, TEXAS (UNIVERSITY)

Dobbins was a second team all-district performer for the Trojans under head coach Matt Carroll, leading the team to a 7-5 record as a senior playing corner and safety. He was also a three year letterwinner in basketball, being named honorable mention all-district. Dobbins is the son of Mary and Gregory Jones.

CHASE FARMER

OFFENSIVE LINE • 6-3 • 265 ENNIS, TEXAS (HIGH)

Farmer earned all-district honors for the Lions under head coach Sam Harrell. He led the team to an 11-2 record his junior season, and is also an exceptional student in the classroom. Farmer is the son of Lisa and Tommy Miller.

JOSHUA FEASTER

LINEBACKER • 6-1 • 195 COMANCHE, TEXAS (HIGH)

Feaster was an all-district and Big Country MVP for the Indians under head coach Jeryl Brixey, leading the team to a 9-3 record as a senior and an appearance in the Texas 2A State Playoffs. He holds the school record for yards in a game as well as yards in a season, and also lettered in track and basketball. Feaster is the son of Marigayle and Rick Dudley.

DONNIE FOSTER

RUNNING BACK • 5-8 • 185 ROSHARON, TEXAS (ANGLETON)

Foster was an all-district running back and defensive back for the Wildcats under head coach Finis Vanover, leading the team to an 11-2 record as a senior and an appearance in the Texas 4A State Playoffs. Foster is the son of Monica Broussard and Donnie Foster Sr.

RANDALL GAMBLE

DEFENSIVE BACK • 5-10 • 175 ATHENS, TEXAS (HIGH)

Gamble led the Hornets to the Texas 3A State Playoffs as a senior under head coach Paul Essary. He also lettered in track for three seasons and was named the Outstanding Jumper in the lone jump. Gamble is the son of Latonya Williams and Kerry Gamble.

COLE GOSSETT

DEFENSIVE LINE • 6-3 • 250 FORT STOCKTON, TEXAS (HIGH)

Gossett was an all-state performer for the Panthers under head coach Rex Whitfield, leading the team to three District 4-3A Championships. He was named first team all-district as well as all-Permian Basin as a center and defensive tackle. He lettered for three seasons in basketball, and was a member of the National Honor Society. Gossett is the son of Lisa and John Gossett.

JARVIS GRIGGS

DEFENSIVE LINE • 6-1 • 215 BAY CITY, TEXAS (HIGH)

Griggs was an all-district performer on both sides of the ball for the Blackcats under head coach Robert Blackman. He was named first team all-county and second team all-area as a tight end and defensive end, he also lettered in basketball. Griggs is the son of Dale Griggs.

TRAVIS HAGERMAN

DEFENSIVE LINE • 6-6 • 240 PAMPA, TEXAS (HIGH)

Hagerman earned second team all-district honors for the Harvesters under head coach Heath Parker, registering 67 tackles as a junior and 57 as a senior. He also lettered in basketball and track. Hagerman is the son of Billy Hagerman and the grandson of Freda Hagerman.

WARNELL HARDY

LINEBACKER • 6-4 • 215 DALLAS, TEXAS (PINKSTON)

Hardy played nose guard, linebacker, and defensive end for the Vikings. He missed eight games his senior season due to an injury, registered 60 tackles and eight sacks as a junior. He also lettered in track and played basketball. Hardy is the son of Erica Brown.

CALEB HAYSLIP

OFFENSIVE LINE • 6-4 • 250 SALADO, TEXAS (HIGH)

Hayslip was an all-district performer for the Eagles under head coach Jeff Cheatham, tallying 45 tackles. He also excelled in the classroom, being named second team academic all-state and a member of the National Honor Society. Hayslip lettered in track and was a Regional Qualifier in powerlifting.

JACOB HINOJOS

LINEBACKER • 6-0 • 200 PLAINVIEW, TEXAS (HIGH)

Hinojos earned first team all-district honors for the Bulldogs under head coach Marcos Hinojos. He was named first team all-South Plains as a junior and senior as well as being a Regional Champion powerlifter. Hinojos is the son of Jessica and Marcos Hinojos.

RONALD HUCKABY

DEFENSIVE LINE • 6-1 • 280 LANCASTER, TEXAS (HIGH)

Huckaby played three positions for the Vikings under head coach Andrew Jackson, being named all-district honorable mention in 2008. Huckaby is the son of Rosie Huckaby.

DANDRICK JACKSON

RUNNING BACK • 5-9 • 200 BAYTOWN, TEXAS (LEE)

This strong defensive back/running back prospect earned team Most Valuable Player honors as a senior at Baytown (Texas) Lee HS. A two-sport athlete, Jackson helped the Ganders reach the Class 5A playoffs in football, as well as being a talented track & field man, as well. He is the son of Brenda and Brian Harris.

2010 FRESHMEN

ANTHONY JOHNSON

LINEBACKER • 6-0 • 180 HOUSTON, TEXAS (NORTH SHORE)

Johnson played free safety, wide receiver, and linebacker for the Mustangs under head coach David Aymond, leading the team to an 8-4 record as a senior and an appearance in the Texas 5A State Playoffs. He was a Regional Qualifier in track, and a member of the National Honor Society. Johnson is the son of Chriscelida and Anthony Johnson.

ARTIGUS JOHNSON

DEFENSIVE BACK • 5-11 • 180 HOUSTON, TEXAS (NORTH SHORE)

Johnson was a first-team all-Odistrict selectoin as a senior at Houston's North Shore HS. Voted Most Improved Player, he helped lead the Mustangs to a record of 22-5 over his junior and senior seasons, including a 14-1 mark in 2008. A solid student, he was honored for his perfect attendance, Hall of Honor and is a member of the National Honor Society. He also excelled in basketball and track & field, where he was the 2009 400 meter district champion. Johnson is the son of Khelsea Oles.

JAMAR JOHNSON

RUNNING BACK • 6-0 • 190 AMARILLO, TEXAS (CAPROCK)

Johnson was a three-year letterwinner for Coach Seth Parr's Amarillo (Texas) Caprock Longhorns. As a senior, he earned all-District 3-4A honors. A multi-sport athlete, Johnson also excels in basketball and track & field. He is the son of Tanya Boyd and Robert Johnson.

JAO'TOREY JOHNSON

DEFENSIVE BACK • 5-11 • 175 GARLAND, TEXAS (SOUTH GARLAND)

Johnson played in the secondary for the Colonels under head coach Keith Wright. He also lettered in track. Johnson is the grandson of Betty Johnson.

WINSTON JONES

LINEBACKER • 6-0 • 205 ANGLETON, TEXAS (HIGH)

Jones was an all-district performer for the Wildcats under head coach Finis Vanover, leading the team to an 11-2 record as a senior. He was named honorable mention all-district and honorable mention all-county as a defensive end. He also lettered in track and powerlifting. Jones is the son of Tonya and Winston Jones Sr.

D'MENTRIE LACY

DEFENSIVE BACK • 5-11 • 185 GALVESTON, TEXAS (BALL)

Lacy was a 2009 all-district honorable mention selection as a free safety for coach David Suggs' Galveston Ball Tornado. He helped lead Ball HS to a 6-5 mark and a bi-district playoff berth. A two-sport letterwinner, Lacy also lettered multiple years in track & field. He is the son of Tonya Glover and D'Mentrie Lacy.

DAVID LEHOCKY

QUARTERBACK • 6-3 • 195 ALBUQUERQUE, N.M (VOLCANO VISTA)

Lehocky guided Albuquerque (N.M.) Volcano Vista to a 10-2 record in 2009. Honored as the team MVP and recipient of the Fighting Hawk award, he also was a second-team all-District 6-4A and all-metro selection for coach Chad Wallin's Hawks. A standout on the baseball diamond, as well, Lehocky is the son of Sandy and Joe Lehocky. Coach Carthel: "David has the ability to throw the ball down the field and a track-record of winning big game."

MICHAEL MARTINEZ

TIGHT END • 6-4 • 235 BRYAN, TEXAS (HIGH)

Martinez earned second team all-district honors for the Vikings under head coach Bob Ballard as a tight end. He also excels in the classroom, being named a member of the district's all-academic team. Martinez also lettered for two seasons on the baseball diamond. Martinez is the son of LeeAnne and Richard Martinez.

BRANDON MCCALISTER

DEFENSIVE BACK • 6-0 • 185 PLANO, TEXAS (HIGH)

McCalister saw action in the defensive backfield, as both a cornerback as well as free safety, for coach Jaydon McCullough's Plano (Texas) Wildcat squad. As a senior, he earned honorable mention all-District 8-5A honors. McCalister is the son of Alien and Cal McCalister.

XAVIER MITCHELL

DEFENSIVE LINE • 6-0 • 270 WACO, TEXAS (UNIVERSITY)

Mitchell was an all-district performer for the Trojans under head coach Matt Carroll, leading the team to a 7-5 record as a senior and an appearance in the Texas 4A State Playoffs. He was named first team all-district, and was also a letterwinner in track and powerlifting. Mitchell is the grandson of Margaret Mitchell.

TREION MURRAY

DEFENSIVE BACK • 5-10 • 185 BAYTOWN, TEXAS (LEE)

Murray was a first-team all-District 22-5A honors as a line-backer for the Baytown (Texas) Lee Ganders. He was also recognized as a second-team all-district defensive back. Selected as the team Most Valuable Defensive Player, Murray is also an outstanding track & field performer, anchoring a leg of Baytown Lee's 4x100 meter relay quartet in the State meet. he is the son of Vera Johnson.

JORDAN NICHOLS

OFFENSIVE LINE • 6-3 • 250 LUBBOCK, TEXAS (FRENSHIP)

Nichols earned honorable mention all-state honors for the Tigers under head coach Brad Davis. He was named second team all-region as well as all-South Plains as an offensive lineman, he also lettered in basketball for two years. Nichols is the son of Teresa and Rocky Nichols.

KYLE NICHOLSON

OFFENSIVE LINE • 6-4 • 270 PARKER, TEXAS (PLANO EAST)

Nicholson grabbed first team all-district honors for the Panthers under head coach Johnny Ringo, leading the team to a 9-4 record as a senior from his right tackle position. He also excelled in the classroom, being named academic all-district and a member of the Williams High School Wall of Honor, he also lettered in track. Nicholson is the son of Julie and Ken Nicholson.

TORIAN OAKLEY

DEFENSIVE BACK • 5-8 • 165 SPRING, TEXAS (HIGH)

Oakley played corner and running back for the War Eagles under head coach Bob Barnett, leading the team to a 5-6 record as a senior. He also excelled in track, winning the district championship in the 100m as a junior. Oakley is the son of Melanie and Rodney Oakley.

XAVIER PRICE

WIDE RECEIVER • 6-2 • 165 SAN ANTONIO, TEXAS (MADISON)

Price earned honorable mention all-district honors for the Mavericks under head coach Jim Streety, leading the team to a 6-4 record as a receiver, kick returner, and punt returner. He also lettered in track for three seasons and was named to the district's academic first-team. Price is the son of Katherine and Jackie Price.

JEREMY RAGLAND

LINEBACKER • 5-9 • 210 FRESNO, TEXAS (MANVEL)

Ragland earned second team all-district honors for the Mavericks under head coach Kirk Martin, leading the team to a 5-5 record as a senior from his linebacker spot. Ragland is the son of Jermica and Antonyo Johnson.

CODY REEVES

WIDE RECEIVER • 6-1 • 175 DENISON, TEXAS (HIGH)

Reeves led the Yellow Jackets to a 13-2 record as a senior and an appearance in the Texas 4A State Playoffs under head coach Cody White. He also lettered in track for three seasons and was on the Honor Roll. Reeves is the son of Vicki and Mike Woody.

BRANDON ROBINSON

QUARTERBACK • 5-11 • 200 CANADIAN, TEXAS (HIGH)

Robinson earned first team all-state honors for the Wildcats as he led the team to an 11-2 record and an appearance in the Texas 1A State Finals under head coach Kyle Lynch. The Wildcats captured the Class 1A State Championships in 2007 and 2008. He was also named first team all-district from his quarterback and linebacker positions. Robinson is the son of Kate and Ronnie Robinson.

2010 FRESHMEN

CHARLES SHARIF

LINEBACKER • 6-1 • 210 ROWLETT, TEXAS (MESQUITE POTEET)

Sharif was a first-team all-District 15-4A selection as a senior defensive end at Mesquite (Texas) Poteet HS. Playing for coach Charlie Hesse, Sharif was an honorable mention selection as a junior in 2008.

FRED SIMPSON

LINEBACKER • 5-8 • 220 HOUSTON, TEXAS (ALDINE)

Simpson earned first team all-district honors for the Mustangs under head coach Lionel Crawford, leading the team to a 7-5 record as a senior. He also lettered in track and basketball for three years. Simpson is the grandson of Ella Williams.

NATHAN SLAUGHTER

WIDE RECEIVER • 5-10 • 160 LUBBOCK, TEXAS (HIGH)

This multi-talented athlete played numerous positions for Coach Mike Speck's Lubbock (Texas) HS squad. Seeing action as a cornerback, free safety, wide receiver and running back, Slaughter was a first-team all-District and honorable mention all-State selection in 2009, after making 81 receptions for 898 yards and eight TDs. He earned honorable mention honors following both his junior and sophomore seasons, as well. As a junior, he recorded 37 catches for 430 yards and three TDs, while he added 14 receptions for 98 yards and a pair of TDs as a sophomore. Slaughter also earned varsity letters in track & field and basketball. He is the son of Charilene Merrick.

SHANE SOBNO SKY, JR.

LINEBACKER • 6-0 • 210 SANTA FE, TEXAS (HIGH)

Sobnosky was honored as a Class 4A first-team all-State selection following the 2009 season. The District 24-4A Defensive Player of the Year, he was also recognized as a first-team District 24-4A selection, first-team all-County and was the Houston Area Touchdown Club's Defensive Player of the Year. Coached by Jay Bunker, Sobnosky and the Indians qualified for the 2009 state playoffs. He is the son of Barbara and Shane Sobnosky, Sr.

KENNETH STAFFORD

LINEBACKER • 5-8 • 240 WILMER, TEXAS (MACEO SMITH)

Stafford earned first team all-district honors for the Falcons under head coach Elzie Barnett, he also lettered on the baseball diamond for three seasons and was a first team all-district performer. Stafford is the son of Deshunda Session.

D'JUAN SWINNEY

DEFENSIVE LINE • 6-1 • 240 MCKINNEY, TEXAS (HIGH)

Swinney earned second team all-district honors for the Lions under head coach Bobby Reyes. He was named all-county and team MVP, and also lettered in track and basketball for three years. Swinney is the son of Michelle Swinney.

DARRELL THOMAS

DEFENSIVE BACK • 5-10 • 180 CONROE, TEXAS (HIGH)

Thomas earned all-district honors for the Tigers under head coach Roger Holtcamp, leading the team to a 5-5 record as a senior. He also lettered in track. Thomas is the son of Glenda and Marryl Thomas.

ALFONZO TRAMMELL

RUNNING BACK • 5-9 • 185 CIBOLO, TEXAS (STEELE)

Trammell earned all-district honors for the Knights under head coach Mike Jinks, leading the team to the Texas 4A bi-district championship and an 11-3 overall record as a senior. He also lettered in basketball for three years and was a member of the all-district first team. Trammell is the son of Wonda Corver.

CAMERON WARREN

LINEBACKER • 5-10 • 195 LARUE, TEXAS (BROWNSBORO)

Warren earned all-district honors three times for the Bears under head coach John Settle, leading the team to an 8-2 record as a senior. He tallied 1,300 yards rushing and 17 TD's as a senior, and was named a member of the all-East Texas team three times. He also lettered in basketball, track, and baseball. Warren is the son of Daphne and Lee Warren.

JARED WESLEY

DEFENSIVE LINE • 6-4 • 245 CANYON, TEXAS (HIGH)

Wesley was an honorable mention all-state performer for the Eagles under head coach Blake Bryant, leading the team to an 8-3 record as a senior and the District 3-4A Championship. He was named first team all-district as a defensive end, and also lettered in basketball and track. Wesley is the son of Lee Ann Shaw and Daryl Wesley.

RICKEY WHITE

JR. WIDE RECEIVER • 6-0 • 185 DALLAS, TEXAS (PINKSTON)

White was an all-district performer for the Vikings under head coach Gerald Jones, leading the team to a 6-5 record and an appearance in the Texas 4A State Playoffs. He excelled in the classroom as a member of the National Honor Society. White lettered for three years in track, winning the district championship twice and qualifying for Regionals. White is the son of Chrisite Fuller and Rickey White.

JOSHUA WILLIAMS

OFFENSIVE LINE • 6-3 • 295 SAN ANTONIO, TEXAS (MADISON)

Williams earned first team all-district honors for the Mavericks under head coach Jim Streety, leading the team to a 6-4 record as a senior playing left guard and left tackle. Williams is the son of Cheryl Williams.

WESTIN WILLIAMS

WIDE RECEIVER • 6-0 • 185 WELLINGTON, TEXAS (HIGH)

As a quarterback and punter for coach Wade Williams' Wellington (Texas) Skyrockets, Williams was an all-State selection as a quarterback and punter in 2009, having led the Skyrockets to a 10-1 record. He was an all-state punter in 2008, while also earning honorable mention status as a quarterback. He is the son of Diane and Wade Williams.

WILLIAM WRIGHT

RUNNING BACK • 5-7 • 170 FORT HOOD, TEXAS (COPPERAS COVE)

Wright was an all-district performer for the Bulldawgs under head coach Jack Welch, leading the team to an 8-3 record as a senior and an appearance in the Texas 5A State Playoffs. He also lettered in track and basketball, and was named academic all-district. Wright is the son of Yolanda Achmad and Antwan Wright, Sr.

2010 OPPONENTS

**GRAND VALLEY STATE
SOUTHWESTERN OKLAHOMA STATE
SOUTHEASTERN OKLAHOMA STATE
ANGELO STATE**
PAGE 50

**NORTHEASTERN STATE
TARLETON STATE
TEXAS A&M-KINGSVILLE
MIDWESTERN STATE**
PAGE 51

**INCARNATE WORD
ABILENE CHRISTIAN
EAST CENTRAL
OPPONENT SID CONTACTS**
PAGE 52



2010 OPPONENTS

GAME 1

GRAND VALLEY STATE

SEPTEMBER 2 • 7 P.M.
LUBBERS STADIUM



MATT MITCHELL
HEAD COACH

www.gvsulakers.com

GAME 2

SOUTHWESTERN OKLAHOMA STATE

SEPTEMBER 11 • 6 P.M.
MILAM STADIUM



DAN COCANNOUER
HEAD COACH

www.swosu.edu/athletics

GAME 3

SOUTHEASTERN OKLAHOMA STATE

SEPTEMBER 18 • 6 P.M.
KIMBROUGH MEMORIAL STADIUM



RAY RICHARDS
HEAD COACH

www.gosoutheastern.com

GAME 4

ANGELO STATE

OCTOBER 24 • 6 P.M. CT
SAN ANGELO STADIUM



DALE CARR
HEAD COACH

www.angelosports.com

QUICK FACTS

Location: Allendale, Mich.
Founded: 1960
Enrollment: 23,464
Nickname: Lakers
Colors: Black, Blue and White
Conference: Great Lakes Intercollegiate
Athletics Director: Tim W. Selgo
Stadium/Capacity: Lubbers Stadium/ 8,550
Playing Surface: Natural Grass
2009 Record: 13-2
Head Coach: Matt Mitchell
Record at School: First Year
Career Record: Same
SID: Tim Nott
Office Phone: 616-331-3275
Fax: 616-331-3838
E-Mail: ntott@gvsu.edu
Press Box Phone: 616-331-8646
Series Record: WT trails, 0-1-0
Last Meeting: Aug. 29, 2009
Score: GVSU 37, @WT 23

QUICK FACTS

Location: Weatherford, Okla.
Founded: 1901
Enrollment: 5,000
Nickname: Bulldogs
Colors: Navy Blue and White
Conference: Lone Star (North)
Athletics Director: Todd Thurman
Stadium/Capacity: Milam Stadium/9,000
Playing Surface: Natural Grass
2009 Record: 1-10
Head Coach: Dan Cocannouer
Record at School: 1-10 (Second Year)
Career Record: Same
SID: Justin Tinder
Office Phone: 580-774-7162
Fax: 580-774-7144
E-Mail: justin.tinder@swosu.edu
Press Box Phone: 580-774-7001
Series Record: WT trails, 8-10-2
Last Meeting: Sept. 19, 2009
Score: WT 41, @SWOSU 15

QUICK FACTS

Location: Durant, Okla.
Founded: 1909
Enrollment: 4,200
Nickname: Savage Storm
Colors: Blue and Gold
Conference: Lone Star (North)
Athletics Director: Keith Baxter
Stadium/Capacity: Paul Laird Field/4,600
Playing Surface: FieldTurf
2009 Record: 7-4
Head Coach: Ray Richards
Record at School: 31-21 (Sixth Year)
Career Record: 45-51 (Ninth Year)
SID: Matt Thomas
Office Phone: 580-745-2646
Fax: 580-745-7492
E-Mail: mthomas@se.edu
Press Box Phone: 580-745-2907
Series Record: WT trails, 2-7-0
Last Meeting: Sept. 25, 1999
Score: SOSU 31, @WT 24

QUICK FACTS

Location: San Angelo, Texas
Founded: 1928
Enrollment: 6,250
Nickname: Rams
Colors: Blue and Gold
Conference: Lone Star (South)
Athletics Director: Kathleen Brasfield
Stadium/Capacity: San Angelo Stadium/17,500
Playing Surface: SafePlay Turf Plus
2009 Record: 6-5
Head Coach: Dale Carr
Record at School: 23-31 (Five years)
Career Record: Same
SID: TBA
Office Phone: 325-942-2378
Fax: 325-942-2298
E-Mail: TBA@angelo.edu
Press Box Phone: 325-947-3893
Series Record: WT trails, 7-14-0
Last Meeting: Oct. 24, 2009
Score: @WT 43, ASU 15




LUBBERS STADIUM



MILAM STADIUM



PAUL LAIRD FIELD



SAN ANGELO STADIUM

2010 OPPONENTS

GAME 5

NORTHEASTERN STATE

OCTOBER 2 • 12 P.M.
DOC WADLEY STADIUM



KENNY EVANS
HEAD COACH

www.nsuoksports.com

GAME 6

TARLETON STATE

OCTOBER 9 • 6 P.M.
KIMBROUGH MEMORIAL STADIUM



CARY FOWLER
HEAD COACH

www.tarletonsports.com

GAME 7

TEXAS A&M - KINGSVILLE

OCTOBER 16 • 7 P.M. CT
JAVELINA STADIUM



BO ATTERBERRY
HEAD COACH

www.javelinaathletics.com

GAME 8

MIDWESTERN STATE

OCTOBER 23 • 6 P.M.
KIMBROUGH MEMORIAL STADIUM



BILL MASKILL
HEAD COACH

www.msumustangs.com

QUICK FACTS

Location: Tahlequah, Okla.
Founded: 1909
Enrollment: 10,000
Nickname: RiverHawks
Colors: Green and White
Conference: Lone Star (North)
Athletics Director: Jeff Konya
Stadium/Capacity:
Doc Wadley Stadium/12,500
Playing Surface: Poligrass
2009 Record: 2-9
Head Coach: Kenny Evans
Record at School: 3-19 (Two Years)
Career Record: Same
SID: Scott Pettus
Office Phone: 918-444-3955
Fax: 918-458-2386
E-Mail: pettusr@nsuok.edu
Press Box Phone: 918-444-4491
Series Record: WT leads, 5-1-0
Last Meeting: Oct. 31, 2009
Score: WT 66, @NSU 23

QUICK FACTS

Location: Stephenville, Texas
Founded: 1899
Enrollment: 9,450
Nickname: Texans
Colors: Purple and White
Conference: Lone Star (South)
Athletics Director: Lonn Reisman
Stadium/Capacity:
Memorial Stadium/7,000
Playing Surface: ProGreen Turf
2009 Record: 10-3
Head Coach: Cary Fowler
Record at School: First Year
Career Record: Same
SID: Joey Roberts
Office Phone: 254-968-9077
Fax: 254-968-1806
E-Mail: jroberts@tarleton.edu
Press Box Phone: 254-968-9173
Series Record: WT leads, 10-9-0
Last Meeting: Nov. 7, 2009
Score: WT 49, @TSU 35

QUICK FACTS

Location: Kingsville, Texas
Founded: 1925
Enrollment: 6,800
Nickname: Javelinas
Colors: Blue and Gold
Conference: Lone Star (South)
Athletics Director: Scott Gines
Stadium/Capacity:
Javelina Stadium/15,000
Playing Surface: Natural Grass
2009 Record: 9-3
Head Coach: Bo Atterberry
Record at School: 19-15 (Three Years)
Career Record: Same
SID: Shane Meling
Office Phone: 361-593-2870
Fax: 361-593-3180
E-Mail: shane.meling@tamuk.edu
Press Box Phone: 361-593-2593
Series Record: WT trails, 8-15-1
Last Meeting: Sept. 26, 2009
Score: TAMU-K 23, @WT 17 (ot)

QUICK FACTS

Location: Wichita Falls, Texas
Founded: 1922
Enrollment: 6,000
Nickname: Mustangs
Colors: Maroon and Gold
Conference: Lone Star (South)
Athletics Director: Charlie Carr
Stadium/Capacity:
Memorial Stadium/14,362
Playing Surface: AstroPlay
2009 Record: 9-3
Head Coach: Bill Maskill
Record at School: 61-27 (Eight Years)
Career Record: 74-35 (Nine Years)
SID: Trey Reed
Office Phone: 940-397-4818
Fax: 940-397-8129
E-Mail: trey.reed@mwsu.edu
Press Box Phone: 940-232-4978
Series Record: WT leads, 13-10-0
Last Meeting: Oct. 3, 2009
Score: @MSU 31, WT 19



DOC WADLEY STADIUM



MEMORIAL STADIUM



JAVELINA STADIUM



MEMORIAL STADIUM

2010 OPPONENTS

GAME 9

INCARNATE WORD

**OCTOBER 30 • 2 P.M.
BENSON STADIUM**



MIKE SANTIAGO
HEAD COACH

www.bronchosports.com

QUICK FACTS

Location: San Antonio, Texas
Founded: 1881
Enrollment: 6,700
Nickname: Cardinals
Colors: Red, Black and White
Conference: Lone Star (South)
Athletics Director: Mark Papich
Stadium/Capacity:
 Tom Benson Stadium/ 6,000
Playing Surface: Hellas Matrix
2009 Record: 5-5
Head Coach: Mike Santiago
Record at School: 5-5 (One Year)
Career Record: 44-32 (Seven Years)
SID: Wayne Witt
Office Phone: 210-829-3828
Fax: 210-829-3825
E-Mail: witt@uiwtx.edu
Press Box Phone: 210-930-8761
Series Record: First Meeting
Last Meeting: N/A
Score: N/A



TOM BENSON STADIUM

GAME 10

ABILENE CHRISTIAN

**NOVEMBER 6 • 6 P.M.
KIMBROUGH MEMORIAL STADIUM**



CHRIS THOMSEN
HEAD COACH

www.acusports.com

QUICK FACTS

Location: Abilene, Texas
Founded: 1906
Enrollment: 4,800
Nickname: Wildcats
Colors: Purple and White
Conference: Lone Star (South)
Athletics Director: Jared Mosley
Stadium/Capacity:
 Shotwell Stadium/15,000
Playing Surface: SafePlay Turf
2009 Record: 9-4
Head Coach: Chris Thomsen
Record at School: 42-17 (Five Years)
Career Record: Same
SID: Lance Fleming
Office Phone: 325-674-2693
Fax: 325-674-2689
E-Mail: flemingl@acu.edu
Press Box Phone: 325-671-4673
Series Record: WT trails, 18-26-0
Last Meetings: Oct. 17, 2009
Score: WT 32, @ACU 21



SHOTWELL STADIUM

GAME 11

EAST CENTRAL

**NOVEMBER 13 • 1 P.M.
KIMBROUGH MEMORIAL STADIUM**



TIM MCCARTY
HEAD COACH

www.ecutigersports.com

QUICK FACTS

Location: Ada, Okla.
Founded: 1909
Enrollment: 4,500
Nickname: Tigers
Colors: Orange and Black
Conference: Lone Star (North)
Athletics Director: Brian DeAngelis
Stadium/Capacity:
 Norris Field/ 5,000
Playing Surface: Natural Grass
2009 Record: 0-11
Head Coach: Tim McCarty
Record at School: 9-22 (Three Years)
Career Record: 29-43 (Seven years)
SID: Brian Johnson
Office Phone: 580-559-5258
Fax: 505-332-8361
E-Mail: bjohnson@ecok.edu
Press Box Phone: 505-332-7442
Series Record: WT trails, 4-5-0
Last Meeting: Sept. 3, 2005
Score: @WT 37, ECU 6



NORRIS FIELD

2010 WT Football Opponent SID Contact Information

ABILENE CHRISTIAN
 Lance Fleming
 E-Mail: flemingl@acu.edu
 Office: 325-674-2693
 Fax: 325-674-2689

ANGELO STATE
 TBA
 E-Mail: TBA
 Office: 325-942-2378
 Fax: 325-942-2298

EAST CENTRAL
 Brian Johnson
 E-Mail: bjohnson@ecok.edu
 Office: 580-559-5258
 Fax: 505-332-8361

GRAND VALLEY STATE
 Tim Nott
 E-Mail: nott@gvsu.edu
 Office: 616-331-3275
 Fax: 616-3331-3838

INCARNATE WORD
 Wayne Witt
 E-Mail: witt@uiwtx.edu
 Office: 210-829-3828
 Fax: 210-829-3825

MIDWESTERN STATE
 Trey Reed
 E-Mail: trey.reed@mwsu.edu
 Office: 940-397-4818
 Fax: 940-691-8129

NORTHEASTERN STATE
 Scott Pettus
 E-Mail: pettusr@nsuok.edu
 Office: 918-4444-3955
 Fax: 918-458-2386

SOUTHEASTERN OKLAHOMA STATE
 Matt Thomas
 E-Mail: mthomas@se.edu
 Office: 580-745-2646
 Fax: 580-745-7492

SOUTHWESTERN OKLAHOMA STATE
 Justin Tinder
 E-Mail: justin.tinder@swosu.edu
 Office: 580-774-1162
 Fax: 580-774-7144

TARLETON STATE
 Joey Roberts
 E-Mail: jroberts@tarleton.edu
 Office: 254-968-9077
 Fax: 254-968-9555

TEXAS A&M-KINGSVILLE
 Shane Meling
 E-Mail: shane.meling@tamuk.edu
 Office: 361-593-2870
 Fax: 361-593-3180

LONE STAR CONFERENCE
 Melanie Robotham
 E-Mail: robothamm@lonestarconference.org
 Office: 972-234-0033 ext. 103
 Fax: 972-234-4110
www.lonestarconference.org

2009 SEASON IN REVIEW

WT SEASON STATISTICS
PAGES 54-60

GAME RECAPS
PAGES 61-72

LONE STAR CONFERENCE
PAGES 73-78





2009 SEASON STATISTICS

FG SEQUENCE	West Texas A&M	OPPONENTS
Grand Valley State	53	(23)
Central Oklahoma	(22)	27,(30),37
at Central Washington	(23)	(18),(37)
at Southwestern Okla.	(20),(33)	34
Texas A&M-Kingsville	37,(35),51	45,(20)
at Midwestern State	(29),21,(20)	46,(28)
Eastern New Mexico	(42),46,(26)	(21)
at Abilene Christian	(28),47	29
Angelo State	(40),(46),35,(41)	-
at Northeastern State	(30)	(41),55
at Tarleton	53	-
vs. Nebraska-Omaha	(32)	(23),(52),(27),54,(40)

Numbers in (parentheses) indicate field goal was made.

ALL PURPOSE	G	Rush	Rec	PR	KOR	IR	Tot	Avg/G
Brittan Golden	12	0	946	0	0	0	946	78.8
Stephen Burton	12	-1	888	0	28	0	915	76.2
Jeremy Watson	9	13	133	117	622	0	885	98.3
Tyson Williams	12	15	847	0	0	0	862	71.8
Keithon Flemming	6	479	325	0	0	0	804	134.0
Kelvin Thompson	8	529	231	0	0	0	760	95.0
Josephus Martin	12	0	305	0	0	0	305	25.4
A J. Ruffins	6	0	272	0	0	0	272	45.3
Aarrhon Flores	6	29	5	0	115	0	149	24.8
Lawrence Hood	6	0	0	0	137	0	137	22.8
Wade Langley	3	0	130	0	0	0	130	43.3
Joe Joe Jones	7	60	67	0	0	0	127	18.1
Tae Evans	12	0	0	0	0	89	89	7.4
Tevin Mitchell	4	47	22	0	0	0	69	17.2
Tanner Marsh	7	67	0	0	0	0	67	9.6
Jordan Smith	11	0	0	0	0	44	44	4.0
Tramicah Young	7	0	3	40	0	0	43	6.1
Sedrick Knowlton	12	0	29	0	11	0	40	3.3
Curtis Jefferson	12	0	0	0	20	20	40	3.3
Kendrick Cutsinger	10	0	37	0	0	0	37	3.7
Shad Baichtal	12	0	0	0	18	8	26	2.2
Caleb Randolph	12	0	11	-1	10	3	23	1.9
Bryan Braman	12	0	0	9	0	7	16	1.3
Mark Okoro	2	0	0	0	9	0	9	4.5
Maurice Caldwell	11	0	0	5	0	0	5	0.5
Mark Ford	5	3	0	0	0	0	3	0.6
Michael Zoch	12	-1	0	0	0	0	-1	-0.1
Tim Cowdrey	12	-11	0	0	0	0	-11	-0.9
TEAM	11	-81	0	0	0	0	-81	-7.4
Taylor Harris	12	-181	0	0	0	0	-181	-15.1
WTAMU	12	967	4251	170	970	171	6529	544.1
Opponents	12	1451	2790	103	984	100	5428	452.3

FUMBLE RETURNS	No.	Yds	Avg	TD	Long
WTAMU	0	0	0.0	0	0
Opponents	1	72	72.0	1	72

KICK RETURNS	No.	Yds	Avg	TD	Long
Jeremy Watson	25	622	24.9	0	47
Aarrhon Flores	8	115	14.4	0	36
Lawrence Hood	6	137	22.8	0	38
Stephen Burton	2	28	14.0	0	18
Shad Baichtal	2	18	9.0	0	10
Mark Okoro	1	9	9.0	0	9
Caleb Randolph	1	10	10.0	0	10
Mark Ford	1	0	0.0	0	0
Sedrick Knowlton	1	11	11.0	0	11
Curtis Jefferson	1	20	20.0	0	20
WTAMU	48	970	20.2	0	47
Opponents	64	984	15.4	0	47

SCORE BY QUARTERS	1st	2nd	3rd	4th	OT	Total
West Texas A&M	85	110	98	89	0	382
Opponents	59	75	65	102	6	307

SCORING	I----- PATs -----I								
	TD	FGs	Kick	Rush	Rcv	Pass	DXP	Saf	Pts
Keithon Flemming	16	0-0	0-0	0-0	0	0-0	0	0	96
James Chandler	0	14-21	42-42	0-0	0	0-0	0	0	84
Brittan Golden	10	0-0	0-0	0-0	0	0-0	0	0	60
Tyson Williams	6	0-0	0-0	0-0	0	0-0	0	0	36
Kelvin Thompson	6	0-0	0-0	0-0	0	0-0	0	0	36
Josephus Martin	3	0-0	0-0	0-0	0	0-0	0	0	18
Tevin Mitchell	2	0-0	0-0	0-0	0	0-0	0	0	12
Stephen Burton	2	0-0	0-0	0-0	0	0-0	0	0	12
Todd Phillips	0	1-2	3-4	0-0	0	0-0	0	0	6
Jeremy Watson	1	0-0	0-0	0-0	0	0-0	0	0	6
Wade Langley	1	0-0	0-0	0-0	0	0-0	0	0	6
Joe Joe Jones	1	0-0	0-0	0-0	0	0-0	0	0	6
Eugene Sims	0	0-0	0-0	0-0	0	0-0	0	1	2
Shad Baichtal	0	0-0	0-0	0-0	0	0-0	0	1	2
Tim Cowdrey	0	0-0	0-0	0-1	0	0-0	0	0	0
WTAMU	48	15-23	45-46	0-1	0	0-0	0	2	382
Opponents	39	12-20	31-35	0-0	2	2-3	0	1	307

PUNT RETURNS	No.	Yds	Avg	TD	Long
Jeremy Watson	15	117	7.8	0	23
Tramicah Young	5	40	8.0	0	29
Bryan Braman	1	9	9.0	0	0
Maurice Caldwell	1	5	5.0	0	5
Caleb Randolph	1	-1	-1.0	0	0
WTAMU	23	170	7.4	0	29
Opponents	14	103	7.4	0	16

FIELD GOALS	FG-FGA	Pct.	1-19	20-29	30-39	40-49	50+	Lg	Blk
James Chandler	14-21	66.7	0-0	6-6	4-6	4-6	0-3	46	1
Todd Phillips	1-2	50.0	0-0	1-2	0-0	0-0	0-0	20	0

PUNTING	No.	Yds	Avg	Long	TB	FC	I20	Blkd
Tim Cowdrey	46	1674	36.4	63	2	7	8	2
TEAM	4	34	8.5	34	0	0	0	2
Justin Hubbert	1	33	33.0	33	0	0	0	0
WTAMU	51	1741	34.1	63	2	7	8	4
Opponents	64	2299	35.9	55	3	13	17	2

KICKOFFS	No.	Yds	Avg	TB	OB	Retn	Net	YdLn
James Chandler	67	3825	57.1	3	2			
Todd Phillips	8	382	47.8	0	0			
WTAMU	75	4207	56.1	3	2	984	42.2	27
Opponents	61	3688	60.5	9	2	970	41.6	28

INTERCEPTIONS	No.	Yds	Avg	TD	Long
Shad Baichtal	3	8	2.7	0	8
Tae Evans	3	89	29.7	0	64
Jordan Smith	3	44	14.7	0	43
Curtis Jefferson	3	20	6.7	0	21
Caleb Randolph	2	3	1.5	0	3
Bryan Braman	1	7	7.0	0	7
Mark Ford	1	0	0.0	0	0
WTAMU	16	171	10.7	0	64
Opponents	12	100	8.3	1	34



2009 DEFENSIVE STATISTICS

PLAYER	GP	Tackles			Sacks		Pass Def		Fumbles		Blkd		
		Solo	Ast	Total	TFL/Yds	No-Yards	Int-Yds	BrUp	QBH	Rcv-Yds	FF	Kick	Saf
20 Anthony Scott	11-11	52	54	106	10.0-23	1.0-6	.	3	.	.	1	.	.
38 Curtis Jefferson	12-12	47	51	98	5.5-10	.	3-20	7	.	2-0	.	.	.
22 Jordan Smith	11-11	43	44	87	0.5-0	.	3-44	4	.	.	1	.	.
4 Tae Evans	12-12	49	23	72	4.0-5	.	3-89	6	.	.	2	.	.
97 Eugene Sims	12-12	19	37	56	13.5-89	7.0-57	.	5	5	.	3	4	1
51 Drew Graham	12-7	15	31	46	4.0-11
43 Shad Baichtal	12-6	24	21	45	3.5-19	1.5-11	3-8	4	1	1-0	1	.	1
30 Chris Brown	12-4	12	27	39	1.5-4
8 Bryan Braman	12-2	21	16	37	16.5-92	7.5-55	1-7	5	4	.	.	1	.
3 Caleb Randolph	12-12	15	20	35	0.5-1	.	2-3	6	1	1-0	.	.	.
46 Kyle Voss	12-0	14	19	33	1.5-2	.	.	.	1
23 Mark Ford	5-5	13	19	32	4.5-21	2.0-16	1-0	3
99 Broderick Marshall	12-12	12	16	28	7.0-44	4.5-34	.	2	.	1-0	.	2	.
25 Curtis Slater	12-2	12	13	25	2.5-4	0.5-1	.	.	1	1-0	.	.	.
50 Kevin McCluskey	4-4	10	13	23	2.5-4	.	.	1
93 Aaron Wampler	11-1	15	8	23	9.5-49	6.5-43	.	.	1	1-0	.	.	.
26 Joseph Peterson	12-3	5	17	22	1.5-8	0.5-5	.	.	.	1-0	.	.	.
96 Rashad Sanders	12-0	8	12	20	1.0-3	0.5-2	.	.	3	.	1	.	.
59 Harry Small	9-1	9	11	20	4.0-17	1.0-11	.	.	1
40 Bo Campbell	8-2	7	13	20	1.0-12	1.0-12	.	1
21 Maurice Caldwell	11-2	13	7	20	1.0-5	.	.	4
98 Marcus Rowe	11-11	2	10	12	1.0-1	0.5-0	.	1	1	1-0	.	.	.
17 Chuck Roberts	9-1	6	6	12
7 Lawrence Hood	6-0	6	5	11	1.0-3
81 Josephius Martin	12-6	3	4	7
44 Steve Smith	10-0	3	4	7	0.5-0	1	.	.
89 Brian Johnson	10-0	1	4	5	0.5-5	0.5-5	.	1
94 Jerry Miller	6-0	1	3	4	1
9 Sedrick Knowlton	12-0	1	2	3
28 James Chandler	12-0	2	1	3
41 Brittan Golden	12-11	.	2	2	1-0	.	.	.
27 Jeremy Watson	9-4	1	.	1
53 Isaiah Lewis	12-9	1	.	1
11 A.J. Ruffins	6-6	1	.	1
15 Tramich Young	7-0	1	.	1
90 Kyle Thomas	1-0	1	.	1	1.0-3
76 Dan Sherwood	3-3	1	.	1
2 Tyson Williams	12-11	1	.	1
36 Aarrhon Flores	6-0	.	1	1
67 James Maddox	1-0	1	.	1
58 Levi Sparks	2-0	.	1	1
1 Keithon Flemming	6-6	1	.	1
80 Stephen Burton	12-7	1	.	1
10 Brandon Hicks	4-0	.	1	1
WTAMU	12-0	450	516	966	99-435	34-256	16-171	53	20	10-0	10	7	2
Opponents	12-0	386	495	881	73.0-352	24-156	12-100	65	24	9-72	15	5	1



2009 INDIVIDUAL GAME-BY-GAME LEADERS

RUSHING (ATT-YDS-TD)

	Flemming	Harris	Jones	Marsh	Mitchell	Thompson	Watson
Grand Valley State	inj	4-(-11)-0	0-0-0	1-11-0	dnp	10-54-0	0-0-0
Central Oklahoma	inj	4-(-26)-0	dnp	3-21-0	dnp	16-75-1	2-11-0
@Central Washington	inj	5-(-31)-0	1-1-0	dnp	1-3-0	16-81-0	1-2-0
@Southwestern Oklahoma	inj	2-(-22)-0	3-19-0	1-10-0	7-33-1	17-132-3	0-0-0
Texas A&M-Kingsville	inj	4-(-16)-0	0-0-0	dnp	1-5-0	19-70-1	1-0-0
@Midwestern State	inj	0-0-0	0-0-0	0-0-0	0-0-0	18-79-1	0-0-0
Eastern New Mexico	15-52-1	5 (-24)-0	2-6-0	1-(-6)-0	dnp	--	inj
@Abilene Christian	11-72-2	4-(-27)-0	dnp	dnp	dnp	--	inj
Angelo State	15-95-2	8-(-4)-0	3-25-0	0-0-0	dnp	--	dnp
@Northeastern State	13-110-3	1-(-11)-0	3-9-0	5-31-0	2-6-0	--	0-0-0
@Tarleton State	23-108-3	2-(-15)-0	dnp	dnp	dnp	4-28-0	0-0-0
Nebraska-Omaha	14-42-1	1-5-0	dnp	dnp	dnp	2-10-0	0-0-0

PASSING (COMP-ATT-INT-YDS-TD)

	Harris	Hicks	Marsh
Grand Valley State	34-46-1-306-2	dnp	6-9-0-76-1
Central Oklahoma	16-30-2-150-0	dnp	7-14-0-38-1
@Central Washington	23-28-0-174-1	dnp	dnp
@Southwestern Oklahoma	20-31-1-259-1	1-0-0-0-0	13-27-0-116-0
Texas A&M-Kingsville	29-51-0-306-1	dnp	dnp
@Midwestern State	30-55-2-320-1	dnp	dnp
Eastern New Mexico	27-43-1-371-3	dnp	0-0-0-0-0
@Abilene Christian	34-48-0-358-2	dnp	dnp
Angelo State	30-39-0-414-2	0-0-0-0-0	0-1-0-0-0
@Northeastern State	19-25-2-262-3	0-0-0-0-0	19-24-0-202-3
@Tarleton State	31-37-1-536-4	dnp	dnp
Nebraska-Omaha	15-29-2-282-2	dnp	dnp

RECEIVING (NO-YDS-TD)

	Burton	Cutsinger	Flemming	Jones	Golden	Knowlton	Langley	Martin	Ruffins	Thompson	Watson	T.Williams
Grand Valley State	4-31-0	2-14-0	inj	2-4-0	5-50-1	0-0-0	3-36-1	2-48-0	5-70-0	7-26-0	2-11-0	8-92-1
Central Oklahoma	0-0-0	0-0-0	inj	dnp	4-34-0	0-0-0	6-71-0	0-0-0	4-64-0	7-43-0	0-0-0	3-27-1
@Central Washington	7-59-0	0-0-0	inj	0-0-0	2-47-0	0-0-0	5-23-0	4-21-1	1-6-0	4-18-0	0-0-0	0-0-0
@Southwestern Oklahoma	5-66-0	0-0-0	inj	2-19-0	3-137-1	1-4-0	--	1-10-0	4-31-0	6-39-0	4-11-0	5-50-0
Texas A&M-Kingsville	13-168-0	0-0-0	inj	0-0-0	2-(-1)-1	0-0-0	--	0-0-0	2-21-0	3-13-0	5-56-0	4-49-0
@Midwestern State	0-0-0	0-0-0	inj	3-29-0	1-21-0	1-4-0	--	1-16-0	5-80-0	9-77-0	3-16-1	7-77-0
Eastern New Mexico	5-87-0	0-0-0	10-49-1	1-12-0	2-78-1	0-0-0	--	5-77-1	--	--	inj	4-68-0
@Abilene Christian	8-115-0	0-0-0	8-101-2	dnp	5-38-0	0-0-0	--	4-35-0	--	--	inj	8-64-0
Angelo State	8-164-1	1-3-0	5-21-0	1-3-1	4-44-0	2-15-0	--	3-23-0	--	--	dnp	7-171-1
@Northeastern State	5-42-0	3-20-0	4-26-0	0-0-0	7-178-3	1-6-0	--	4-50-1	--	--	4-39-0	9-86-1
@Tarleton State	4-74-1	0-0-0	8-73-0	dnp	6-201-2	0-0-0	--	4-25-0	--	1-15-0	0-0-0	8-148-1
Nebraska-Omaha	3-82-0	0-0-0	3-55-1	dnp	5-119-1	0-0-0	--	0-0-0	--	0-0-0	0-0-0	3-15-0

2009 WEST TEXAS A&M STARTING LINEUPS

OFFENSE	QB	RB	WR	WR	IR	TE	LT	LG	C	RG	RT
Grand Valley State	Harris	Thompson	Ruffins	Golden	Langley	Williams	Webb	loane	Rodriguez	McCarty	Sherwood
Central Oklahoma	Harris	Thompson	Ruffins	Golden	Langley	Williams	Webb	loane	Rodriguez	McCarty	Sherwood
@Central Washington	Harris	Thompson	Ruffins	Golden	Langley	Watson	Webb	loane	Zoch	McCarty	Sherwood
@Southwestern Okla.	Harris	Thompson	Ruffins	Golden	Watson	Williams	Webb	loane	Zoch	Valenciano	Lewis
Texas A&M-Kingsville	Harris	Thompson	Ruffins	Golden	Watson	Williams	Webb	loane	Zoch	Lewis	Wesley
@Midwestern State	Harris	Thompson	Ruffins	Golden	Watson	Williams	Webb	loane	Zoch	Lewis	Wesley
Eastern New Mexico	Harris	Flemming	Burton	Golden	Martin	Williams	Cunningham	loane	Zoch	Lewis	Wesley
@Abilene Christian	Harris	Flemming	Burton	Golden	Martin	Williams	Wesley	loane	Zoch	Lewis	Webb
Angelo State	Harris	Flemming	Burton	Golden	Martin	Williams	Wesley	loane	Zoch	Lewis	Webb
Northeastern State	Harris	Flemming	Burton	Golden	Martin	Williams	Wesley	loane	Zoch	Lewis	Webb
Tarleton State	Harris	Flemming	Burton	Golden	Martin	Williams	Wesley	loane	Zoch	Lewis	Webb
Nebraska-Omaha	Harris	Flemming	Burton	Golden	Martin	Williams	Wesley	loane	Zoch	Lewis	Webb

DEFENSE	DE	NT	DE	OLB	MLB	WLB	OLB	LC	SS	FS	RC
Grand Valley State	Sims	Rowe	B. Marshall	Brown	McCluskey	Scott	Ford	Randolph	Jefferson	Smith	Evans
Central Oklahoma	Sims	Rowe	B. Marshall	Brown	McCluskey	Scott	Ford	Randolph	Jefferson	Smith	Evans
@Central Washington	Sims	Rowe	B. Marshall	Peterson	McCluskey	Scott	Ford	Randolph	Jefferson	Smith	Evans
@Southwestern Okla.	Sims	Rowe	B. Marshall	Peterson	Voss	Scott	Ford	Randolph	Jefferson	Smith	Evans
Texas A&M-Kingsville	Sims	Rowe	B. Marshall	Campbell	Graham	Scott	Ford	Randolph	Jefferson	Smith	Evans
@Midwestern State	Sims	Rowe	B. Marshall	Campbell	Graham	Scott	Brown	Randolph	Jefferson	Smith	Evans
Eastern New Mexico	Sims	Rowe	B. Marshall	Braman	Scott	Baichtal	Randolph	Caldwell	Jefferson	Smith	Evans
@Abilene Christian	Sims	Rowe	B. Marshall	Braman	Scott	Baichtal	Randolph	Caldwell	Jefferson	Smith	Evans
Angelo State	Sims	Rowe	B. Marshall	Slater	Scott	Graham	Baichtal	Randolph	Jefferson	Smith	Evans
Northeastern State	Sims	Wampler	B. Marshall	Peterson	Scott	Graham	Baichtal	Randolph	Jefferson	Roberts	Evans
Tarleton State	Sims	Wampler	B. Marshall	Peterson	Scott	Graham	Baichtal	Randolph	Jefferson	Roberts	Evans
Nebraska-Omaha	Sims	Wampler	B. Marshall	Small	Scott	Graham	Baichtal	Randolph	Jefferson	Roberts	Evans



2009 TEAM GAME-BY-GAME

Date	Opponent	I--RUSHING--I				I--RECEIVING--I				I-----PASSING-----I				I--KICK RET--I				I--PUNT RET--I				Total Off.		
		No.	Yds	TD	Lg	No.	Yds	TD	Lg	Cmp	Att	Int	Yds	TD	Lg	No	Yds	TD	Lg	No	Yds		TD	Lg
Aug 29, 2009	Grand Valley State	18	44	0	26	40	382	3	37	40	55	1	382	3	37	7	136	0	28	1	11	0	11	452
Sept 05, 2009	Central Oklahoma	25	81	1	36	24	239	1	51	24	45	2	239	1	51	4	140	0	43	1	22	0	22	320
Sept 12, 2009	at Central Washington	24	56	0	14	23	174	1	49	23	38	0	174	1	49	6	125	0	25	1	1	0	1	230
Sept 19, 2009	at Southwestern Okla.	30	172	4	17	33	375	1	80	33	59	1	375	1	80	3	89	0	47	6	38	0	14	547
Sept 26, 2009	Texas A&M-Kingsville	25	59	1	11	29	306	1	44	29	52	0	306	1	44	3	26	0	26	0	0	0	0	365
Oct 03, 2009	at Midwestern State	22	50	1	20	30	320	1	29	30	55	2	320	1	29	6	146	0	38	1	0	0	0	370
Oct 10, 2009	Eastern New Mexico	29	33	1	20	27	371	3	65	27	43	1	371	3	65	3	36	0	36	3	-3	0	1	404
Oct 17, 2009	at Abilene Christian	19	25	2	34	34	358	2	37	34	48	0	358	2	37	5	78	0	25	0	0	0	0	383
Oct 24, 2009	Angelo State	19	50	1	18	24	323	2	43	24	32	0	323	2	43	1	18	0	18	1	29	0	29	373
Oct 31, 2009	at Northeastern State	31	165	3	28	38	464	6	48	38	49	2	464	6	48	3	45	0	28	3	2	0	5	629
Nov 07, 2009	at Tarleton State	34	99	3	15	31	536	4	92	31	38	1	536	4	92	4	39	0	20	3	34	0	23	635
Dec 05, 2009	vs Nebraska-Omaha	19	70	2	15	15	282	2	43	15	29	2	282	2	43	4	82	0	43	2	23	0	18	352
West Texas A&M		304	967	20	36	355	4251	28	92	355	552	12	4251	28	92	48	970	0	47	23	170	0	29	5218
Opponent		450	1451	17	51	263	2790	20	67	263	455	16	2790	20	67	64	984	0	47	14	103	0	16	4241

Games played: 12
 Avg per rush: 3.2
 Avg per catch: 12.0
 Pass efficiency: 141.39
 Kick ret avg: 20.2
 Punt ret avg: 7.4
 All purpose avg/game: 544.1
 Total offense avg/gm: 434.8

Date	Opponent	I-----TACKLES-----I				I-SACKS-I		I-FUMBLE-I		Int-Yds	QBH	Pass Brk	Blkd Kick	XPTS Att-Mad	Run Rcv	Saf	Pts
		Solo	Ast	Total	TFL-Yds	No-Yds	FF	FR-Yds									
Aug 29, 2009	Grand Valley State	37	28	65	5.0-25	0.0-0	1	1-0	0-0	0	4	1	3-3	0	0	1	23
Sept 05, 2009	Central Oklahoma	40	64	104	7.0-12	0.0-0	1	1-0	1-0	1	3	2	2-2	0	0	0	17
Sept 12, 2009	at Central Washington	42	28	70	6.0-19	1.0-8	0	0-0	0-0	1	6	0	1-1	0	0	0	10
Sept 19, 2009	at Southwestern Okla.	53	19	72	11.0-69	7.5-49	1	1-0	2-7	0	4	0	5-5	0	0	0	41
Sept 26, 2009	Texas A&M-Kingsville	30	74	104	12.0-42	5.0-27	2	1-0	4-1	6	5	0	2-2	0	0	0	17
Oct 03, 2009	at Midwestern State	39	52	91	10.0-33	3.0-21	1	1-0	1-64	1	4	0	2-1	0	0	0	19
Oct 10, 2009	Eastern New Mexico	49	28	77	10.0-63	1.0-12	2	3-0	1--2	3	7	0	4-4	0	0	0	34
Oct 17, 2009	at Abilene Christian	34	46	80	7.0-28	4.0-23	0	0-0	2-11	4	0	0	3-3	0	0	1	32
Oct 24, 2009	Angelo State	32	45	77	5.0-18	2.0-15	1	1-0	2-43	3	5	1	4-4	0	0	0	43
Oct 31, 2009	at Northeastern State	34	36	70	12.0-41	5.0-26	0	0-0	1-25	1	2	0	9-9	0	0	0	66
Nov 07, 2009	at Tarleton State	25	44	69	4.0-30	1.0-9	0	1-0	1-21	0	5	1	7-7	0	0	0	49
Dec 05, 2009	vs Nebraska-Omaha	51	36	87	10.0-53	4.0-40	0	0-0	1-1	0	8	1	4-4	0	0	0	31
West Texas A&M		450	516	966	99.5-435	34.5-258	10	10-0	16-171	20	53	7	46-45	0	0	2	382
Opponent		386	495	881	73.0-352	24.0-156	15	9-72	12-100	24	65	5	35-31	0	2	1	307

Date	Opponent	I-----PUNTING-----I							I-----FIELD GOALS-----I					I-----KICKOFFS-----I				
		No	Yds	Avg	Long	Blkd	TB	FC	50+	I20	Att-Made	Lg	Blkd	No	Yds	Avg	TB	OB
Aug 29, 2009	Grand Valley State	2	69	34.5	40	0	0	0	0	0	1-0	0	0	4	267	66.8	1	0
Sept 05, 2009	Central Oklahoma	7	238	34.0	59	1	1	1	1	1	1-1	22	0	5	306	61.2	0	0
Sept 12, 2009	at Central Washington	5	173	34.6	42	1	0	1	0	0	1-1	23	0	3	203	67.7	0	0
Sept 19, 2009	at Southwestern Okla.	2	79	39.5	50	0	0	0	1	0	2-2	33	0	8	435	54.4	0	0
Sept 26, 2009	Texas A&M-Kingsville	6	205	34.2	45	0	0	0	0	2	3-1	35	0	4	225	56.2	0	0
Oct 03, 2009	at Midwestern State	4	82	20.5	40	1	0	1	0	0	3-2	29	0	5	259	51.8	0	0
Oct 10, 2009	Eastern New Mexico	8	263	32.9	59	1	0	2	1	1	3-2	42	0	7	390	55.7	0	0
Oct 17, 2009	at Abilene Christian	4	147	36.8	45	0	0	1	0	1	2-1	28	0	6	278	46.3	0	0
Oct 24, 2009	Angelo State	3	121	40.3	45	0	1	0	0	0	4-3	46	1	9	429	47.7	0	1
Oct 31, 2009	at Northeastern State	1	51	51.0	51	0	0	0	1	1	1-1	30	0	11	625	56.8	0	1
Nov 07, 2009	at Tarleton State	3	127	42.3	44	0	0	1	0	1	1-0	0	0	8	446	55.8	0	0
Dec 05, 2009	vs Nebraska-Omaha	6	186	31.0	63	0	0	0	1	1	1-1	32	0	5	277	55.4	2	0
West Texas A&M		51	1741	34.1	63	4	2	7	5	8	23-15	46	1	75	4207	56.1	3	2
Opponent		64	2299	35.9	55	2	3	13	2	17	20-12	52	2	61	3688	60.5	9	2



2009 OPPONENT GAME-BY-GAME

Date	Opponent	I--RUSHING--I				I--RECEIVING--I				I-----PASSING-----I				I--KICK RET--I				I--PUNT RET--I				Total Off.		
		No.	Yds	TD	Lg	No.	Yds	TD	Lg	Cmp	Att	Int	Yds	TD	Lg	No	Yds	TD	Lg	No	Yds		TD	Lg
Aug 29, 2009	Grand Valley State	36	156	1	35	17	226	3	46	17	25	0	226	3	46	3	45	0	25	2	16	0	16	382
Sept 05, 2009	Central Oklahoma	52	288	2	51	19	198	1	50	19	31	1	198	1	50	6	69	0	22	3	43	0	10	486
Sept 12, 2009	at Central Washington	38	110	0	15	21	256	4	29	21	36	0	256	4	29	3	48	0	17	1	7	0	7	366
Sept 19, 2009	at Southwestern Okla.	25	17	2	11	22	140	0	19	22	42	2	140	0	19	8	168	0	47	0	0	0	0	157
Sept 26, 2009	Texas A&M-Kingsville	45	148	3	19	22	284	0	32	22	41	4	284	0	32	4	50	0	20	2	0	0	0	432
Oct 03, 2009	at Midwestern State	47	151	2	18	19	235	2	31	19	28	1	235	2	31	4	83	0	35	1	21	0	0	386
Oct 10, 2009	Eastern New Mexico	25	86	1	18	39	245	2	21	39	67	1	245	2	21	6	63	0	24	2	4	0	4	331
Oct 17, 2009	at Abilene Christian	49	189	3	23	14	112	0	16	14	25	2	112	0	16	5	109	0	32	0	0	0	0	301
Oct 24, 2009	Angelo State	28	86	0	21	22	241	2	67	22	36	2	241	2	67	8	89	0	34	1	12	0	12	327
Oct 31, 2009	at Northeastern State	29	33	0	13	21	226	3	36	21	37	1	226	3	36	9	149	0	29	0	0	0	0	259
Nov 07, 2009	at Tarleton State	27	68	2	13	21	375	3	55	21	43	1	375	3	55	7	95	0	27	1	0	0	0	443
Dec 05, 2009	vs Nebraska-Omaha	48	115	1	11	26	252	0	25	26	44	1	252	0	25	1	16	0	16	1	0	0	0	367
Opponent totals		450	1451	17	51	263	2790	20	67	263-455-16	2790	20	67	64	984	0	47	14	103	0	16	0	16	4241
West Texas A&M		304	967	20	36	355	4251	28	92	355-552-12	4251	28	92	48	970	0	47	23	170	0	29	0	29	5218

Games played: 12
 Avg per rush: 3.2
 Avg per catch: 10.6
 Pass efficiency: 116.78
 Kick ret avg: 15.4
 Punt ret avg: 7.4
 All purpose avg/game: 452.3
 Total offense avg/gm: 353.4

Date	Opponent	I-----TACKLES-----I				I-SACKS-I		I-FUMBLE-I		Pass Blkd		XPTS		Run	Rcv	Saf	Pts
		Solo	Ast	Total	TFL-Yds	No-Yds	FF	FR-Yds	Int-Yds	QBH	Brk	Kick	Att-Mad				
Aug 29, 2009	Grand Valley State	37	42	79	6.0-21	2	0-4	2	3-72	1	11	2	3	0	0	0	37
Sept 05, 2009	Central Oklahoma	39	21	60	7.0-26	0	0-0	0	0-0	2	3	1	6	1	3	1	24
Sept 12, 2009	at Central Washington	34	30	64	6.0-33	3	0-21	2	1-0	0	0	5	7	1	4	4	34
Sept 19, 2009	at Southwestern Okla.	62	14	76	5.0-25	2	0-22	1	1-0	1	34	0	6	0	1	1	15
Sept 26, 2009	Texas A&M-Kingsville	30	44	74	5.0-24	1	0-2	1	1-0	0	0	3	14	0	2	2	2
Oct 03, 2009	at Midwestern State	28	58	86	5.0-29	0	0-0	0	0-0	2	0	8	5	1	4	4	31
Oct 10, 2009	Eastern New Mexico	34	36	70	11.0-48	0	0-0	3	2-0	1	25	2	5	1	3	3	24
Oct 17, 2009	at Abilene Christian	32	34	66	8.0-45	2	0-12	1	0-0	0	0	2	2	0	3	3	21
Oct 24, 2009	Angelo State	17	42	59	5.0-26	4	0-23	2	0-0	0	0	2	3	1	1	1	7
Oct 31, 2009	at Northeastern State	28	70	98	7.0-32	3	0-23	1	0-0	2	3	0	2	0	2	2	23
Nov 07, 2009	at Tarleton State	27	62	89	6.0-44	1	0-14	1	1-0	1	1	0	3	0	5	5	35
Dec 05, 2009	vs Nebraska-Omaha	25	14	39	2.0-6	0	0-0	0	0-0	2	23	0	7	0	1	1	25
Opponent totals		386	495	881	73.0-352	15	9-72	12-100	24	65	5	35-31	0	2	1	307	
West Texas A&M		450	516	966	99.5-435	10	10-0	16-171	20	53	7	46-45	0	0	2	382	

Date	Opponent	I-----PUNTING-----I							I-----FIELD GOALS-----I					I-----KICKOFFS-----I					
		No	Yds	Avg	Long	Blkd	TB	FC	50+	I20	Att-Made	Lg	Blkd	No	Yds	Avg	TB	OB	
Aug 29, 2009	Grand Valley State	2	83	41.5	46	0	0	1	0	2	1	1	23	0	8	457	57.1	1	0
Sept 05, 2009	Central Oklahoma	5	195	39.0	47	0	0	1	0	1	3	1	30	1	5	333	66.6	1	0
Sept 12, 2009	at Central Washington	5	177	35.4	55	0	1	1	1	1	2	2	37	0	7	426	60.9	1	0
Sept 19, 2009	at Southwestern Okla.	8	305	38.1	48	0	0	0	0	0	1	0	0	0	3	167	55.7	0	0
Sept 26, 2009	Texas A&M-Kingsville	4	142	35.5	39	0	0	3	0	1	2	1	20	0	4	217	54.2	0	1
Oct 03, 2009	at Midwestern State	3	69	23.0	40	0	0	0	0	0	2	1	28	0	6	408	68.0	0	0
Oct 10, 2009	Eastern New Mexico	10	362	36.2	52	0	1	1	1	4	1	1	21	0	5	167	33.4	0	0
Oct 17, 2009	at Abilene Christian	3	123	41.0	49	0	0	1	0	1	1	0	0	0	5	301	60.2	0	0
Oct 24, 2009	Angelo State	6	168	28.0	40	1	0	1	0	1	0	0	0	0	3	180	60.0	1	0
Oct 31, 2009	at Northeastern State	8	337	42.1	49	0	0	2	0	3	2	1	41	0	4	235	58.8	1	0
Nov 07, 2009	at Tarleton State	6	184	30.7	47	1	0	2	0	2	0	0	0	0	6	374	62.3	1	1
Dec 05, 2009	vs Nebraska-Omaha	4	154	38.5	43	0	1	0	0	1	5	4	52	1	4	56	65.1	3	0
Opponent totals		64	2299	35.9	55	2	3	13	2	17	20-12	52	261	3	688	60.5	9	2	
West Texas A&M		51	1741	34.1	63	4	2	7	5	8	23-15	46	175	4	207	56.1	3	2	

THE LAST TIME WEST TEXAS A&M HAD ...

PASSING

30 Completions - (31) Taylor Harris at Tarleton State, 11-7-2009
 40 Completions - (42) Keith Null at Abilene Christian, 11-22-2008
 40 attempts - (48) Taylor Harris at Abilene Christian, 10-27-2009
 50 attempts - (55) Taylor Harris at Midwestern State, 10-3-2009
 60 attempts - (63) Keith Null at Abilene Christian, 11-22-2008
 400 yards - (414) Taylor Harris vs. Angelo State, 10-24-2009
 500 yards - (536) Taylor Harris at Tarleton State, 11-7-2009
 Pass over 80 Yards - (92) Taylor Harris at Tarleton State, 11-7-2009
 4 Touchdowns - Taylor Harris (4) at Tarleton State, 11-7-2009
 5 Touchdowns - Keith Null (7) at Abilene Christian, 11-22-2008
 6 Touchdowns - Keith Null (7) at Abilene Christian, 11-22-2008

RECEIVING

150 yards - (201) Brittan Golden at Tarleton State, 11-7-2009 and
 (148) Tyson Williams at Tarleton State, 11-7-2009
 200 yards - (201) Brittan Golden at Tarleton State, 11-7-2009
 Reception over 80 Yards - (92) Brittan Golden at Tarleton State, 11-7-2009
 10 Receptions - Keithon Flemming (10) vs. Eastern New Mexico, 10-10-2009
 3 Receiving Touchdowns - Brittan Golden (3) at Northeastern State, 10-31-2009

RUSHING

100 Yards - (108) Keithon Flemming at Tarleton State, 11-7-2009
 200 Yards - (201) Keithon Flemming vs. ASU, 10-27-2007
 Two players over 100 yards - Keithon Flemming (128) and Wayne McKnight (103) vs.
 Tarleton State, 11-8-08
 Rush of 75 Yards - (92) Kelvin Thompson vs. Azusa Pacific, 9-13-2008
 3 Rushing Touchdowns in a Game - Keithon Flemming (3) at Tarleton State, 11-7-2009
 4 Rushing Touchdowns in a game - Keithon Flemming vs. Central Washington,
 11-15-2008

DEFENSE

Interception Return for a TD - Darnell Johnson (85 yards) at Texas A&M-Kingsville, 9-27-08
 Fumble Return for Touchdown - Maurice Caldwell (0 yards) vs. Northeastern State,
 11-1-2008
 3 Interceptions in a Game - Keon Gaither vs. East Central, 9-30-2005
 Safety - Shad Baichtal at Abilene Christian, 10-27-2009

SPECIAL TEAMS

Blocked Punt - Bryan Braman at Tarleton State, 11-7-2009
 FG Blocked - Broderick Marshall vs. Nebraska-Omaha, 12-5-2009
 PAT Blocked - Eugene Sims vs. Central Oklahoma, 9-5-2009
 2 PATs Blocked - Eugene Sims vs. Central Oklahoma, 9-5-2009
 Field Goal of 50 yards - (53) James Chandler vs. Azusa Pacific, 9-13-2008
 Kickoff Return of 80 Yards - (85) Wayne McKnight at Abilene Christian, 11-22-2008
 Punt Blocked for Touchdown - Charly Martin at Central Oklahoma, 9-6-2008
 Kickoff Return for Touchdown - Wayne McKnight (85 yds.) at Abilene Christian, 11-22-2008
 Did Not Punt - vs. Tarleton State, 11-05-2005
 Punt Return for TD - (66) Jason Jones vs. UCO, 9-11-2004
 Four Field Goals in a Game - Jacob Felton vs. Midwestern, 10-1-2005
 Punt for 60 Yards - (72) Cort Johnson vs. Central Washington, 11-15-2008
 Punt for 80 Yards - (84) Cort Johnson vs. Central Oklahoma, 10-4-2006

THE LAST TIME AN OPPONENT HAD ...

PASSING

30 Completions - (39) J.J. Harp, Eastern New Mexico, 10-10-2009
 40 Attempts - (44) Greg Wunderlich, Nebraska-Omaha, 12-5-2009
 60 Attempts - (67) J.J. Harp, Eastern New Mexico, 10-10-2009
 5 Touchdowns - Billy Malone (6), at Abilene Christian, 11-22-2008
 6 Touchdowns - Billy Malone, (6) at Abilene Christian, 11-22-2008
 Pass for 80 Yards - (84) Billy Malone, Abilene Christian, 10-19-2006
 400 Yards - (420) Mike Reilly, Central Washington, 11-15-2008

RUSHING

30 or More Attempts - (34) Bobby Coy, Mesa State, 8-28-2008
 100 Yards - (105) Daryl Richardson, at Abilene Christian, 10-27-2009
 200 Yards - (292) Bernard Scott, at Abilene Christian, 11-22-2008
 Rush of 75 Yards - (95) R. Fox, Angelo State, 10-22-2005
 3 Rushing Touchdowns - Bernard Scott (6), at Abilene Christian, 11-22-2008

RECEIVING

150 Yards - (161) Devin Guinn, at Tarleton State, 11-7-2009
 200 Yards - (230) K. Shelton, Abilene Christian, 10-18-08
 10 Receptions - (11) Andy Tanner, at Midwestern State, 10-3-2009
 3 Receiving Touchdowns - Johnny Spevak (4), Central Washington, 11-15-2008
 4 Receiving Touchdowns - Johnny Spevak, Central Washington, 11-15-2008
 Reception of 80 Yards - (84) John Brock, Abilene Christian, 10-19-2006

DEFENSE

Interception Return for a TD - Kyle Moore, Nebraska-Omaha, 12-5-2009
 Fumble Return for TD - Luther Ware, Grand Valley State, 8-29-2009

SPECIAL TEAMS

Blocked Punt - Rodney Mitchell, Eastern New Mexico, 10-10-2009
 PAT Blocked - N. Pade, at Mesa State, 8-28-2008
 Field Goal Blocked - Pete Parker, vs. Angelo State, 10-24-2009
 Field Goal for 50 yards - (52, 54) Greg Zeurlein, Nebraska-Omaha, 12-5-2009
 Punt of 60 yards - (61) Joe Kok, Northeastern State, 11-1-2008
 Did Not Punt - Angelo State, 10-22-2005
 KO Return of 80 yards - (91) Jabir Perkins, Texas A&M-Kingsville, 9-27-2008
 KO Return for TD - (91) Jabir Perkins, Texas A&M-Kingsville, 9-27-2008
 Punt Return for TD - Vincent Oglesby, Texas A&M-Kingsville, 10-25-2003

2009 GAME RECAPS - GAME I

#1 GRAND VALLEY STATE AT #11 WEST TEXAS A&M

SATURDAY, AUGUST 29, 2009 • KIMBROUGH MEMORIAL STADIUM • CANYON, TEXAS • (15,093)


37


23

Bufs fall to Lakers in season-opener

CANYON, Texas - The #11-ranked West Texas A&M Buffaloes can't be accused of picking on a lesser opponent in their season opener. Their marquee matchup came against a #1-ranked Grand Valley State squad which has not lost a regular-season contest over the past four years.

In the end, the Bufs outgained the visitors from Allendale, Mich., 426 yards to 377 yards, as well as holding the ball longer. But, four key turnovers were enough to give the Lakers the breaks they needed, as they handed WT a 37-23 defeat. The defeat drops WT to 0-1 on the season, while Grand Valley State improves to 1-0.

The loss is the first opening-game defeat for WTAMU since dropping a 13-6 decision to East Central to open the 2005 season.

A crowd of 15,093 - the seventh-largest WT home attendance since 2004, saw the Lakers strike first, driving 80 yards in 11 plays, with Brad Iciek hitting TE Andrew Lorman over the middle for an 18-yard touchdown. The drive took 4:42 and put the GVSU on top, 7-0.

Grand Valley's second drive was stunted as LB Anthony Scott forced Laker RB James Berezik to fumble the ball. Buff LB Bryan Braman recovered at the WT 42. The Buff offense took advantage, marching 58 yards in nine plays. Taylor Harris, making his third career start, set up the score with a naked bootleg on second down from the GVSU 9-yard line, advancing the ball to the GVSU 5-yard line. Harris then found WR Tyson Williams with a five yard toss to tie the score, 7-7.

The Buff defense then stepped forward, forcing an errant punt snap. The ball sailed through the endzone, resulting in a WT safety and a Buffalo lead of 9-7.

The Lakers struck for a go-ahead touchdown with just seven seconds to play in the half, as WR Blake Smolen slipped behind the Buff secondary, where Iciek found him for a 42-yard TD pass. Justin Trumble's PAT was good, giving GVSU a 14-9 halftime lead.

The Bufs' initial drive of the second half was halted when Taylor Harris was intercepted at the GVSU 39. A 43-yard pass from Iciek to TE Tony Carreri moved the ball to the WT five-yard line. From that point, Iciek kept it up the middle for a TD, putting the Lakers ahead, 21-9.

A pair of Taylor Harris sackings and a WT punt led to Grand Valley's next score, a 2-yard fade pass from Iciek to Mike Koster, putting the Lakers up, 28-9, with 7:15 to play in the third quarter.

Things got worse for the Bufs. Attempting a 34-yard field goal, Buff holder Tim Cowdrey fumbled the snap. Attempting to pitch to James Chandler, Cowdrey was hit and his pitch attempt went past Chandler, where it was picked up by Grand Valley's Luther Ware, who returned the ball 72 yards for a touchdown. The PAT was blocked by WT's Tae Evans, making the score 34-9, with 3:11 to play in the third quarter.

The Bufs fought back, as Harris found Langley over the middle for an 8-yard touchdown pass. Chandler's kick made the score 34-16 with just under one minute remaining in the third quarter.

GVSU's Trumble added a 23-yard field goal with 8:47 to play in the contest, putting the Lakers ahead by a 37-16 margin.

Playing in a reserve role, quarterback Tanner Marsh directed WT on a 79-yard, 10-play drive in the final minutes. His 12-yard pass to WR Brittan Golden closed out the scoring, making the final 37-23.

"I'm proud of the effort that our players took into this game," said WT head coach Don Carthel. "I have a feeling the kids are going to be feeling sick after we've looked at the game film and they see how just a few mistakes can spoil what was otherwise a very good outing."

GRAND VALLEY STATE	7	7	20	3	- 37
---------------------------	----------	----------	-----------	----------	-------------

WEST TEXAS A&M	7	2	7	7	- 23
---------------------------	----------	----------	----------	----------	-------------

Statistics	GVSU	WTAMU
First Downs	17	25
Rushing (Att./Yds.)	36-193	18-44
Passing (C/Att./Int.)	17-25-0	40-55-1
Passing Yardage	216	408
Total Offense	377	452
Avg. Gain Per Play	6.2	6.2
Fumbles/ Lost	2-1	3-3
Punting (No./Avg.)	2-41.5	2-34.5
Punt Returns (No./Yds.)	2-16	1-11
Kickoff Returns (No./Yds.)	3-45	7-136
Penalties/ Yards	9-96	12-68
Time of Possession	29:38	30:22
Third Down Conversions	8-13	7-14
Sacks By/ Yds. Lost	2-4	0-0



INDIVIDUAL STATISTICS

RUSHING (ATT-YDS-TDS)

WTAMU - 18-76-0; Thompson 10-54-0, Marsh 1-11-0, Ford 1-3-0, TEAM 1-(-2)-0, Cowdrey 1-(-11)-0, Harris 4-(-15)-0. **GVSU** - 36-193-1; Berezik 19-105-0, Gates 8-62-0, Sherrod 4-9-0, Smolen 1-4-0, TEAM 1-(-2)-0, Iciek 3-(-17)-1.

PASSING (C-ATT-INT., YDS., TDS)

WTAMU - 40-55-1, 408, 3; Harris 34-46-1 332, 2, Marsh 6-9-0, 76, 1. **GVSU** - 17-25-0, 216, 3, Iciek 17-25-0 216, 3.

RECEIVING (REC.-YDS.-TDS)

WTAMU - 40-408-3; Williams 8-91-1, Thompson 7-26-0, Ruffins 5-70-0, Golden 5-50-1, Burton 4-31-0, Langley 3-36-1, Martin 2-48-0, Cutsinger 2-14-0, Jones 2-4-0, Watson 1-0-0. **GVSU** - 17-216-3; Koster 7-68-1, Smolen 3-64-1, Bass 2-13-0, Gay 2-11-0, Carreri 1-33-0, Lorman 1-18-1, Berezik 1-9-0.

2009 GAME RECAPS - GAME 2

CENTRAL OKLAHOMA AT #13 WEST TEXAS A&M

SATURDAY, SEPTEMBER 5, 2009 • KIMBROUGH MEMORIAL STADIUM • CANYON, TEXAS • (8,978)



24



17

Bronchos down Buffs, 24-17

CANYON, Texas - Central Oklahoma defeated the #13-ranked West Texas A&M Buffaloes, 24-17, Saturday night at Kimbrough Memorial Stadium.

WT totaled just 320 yards in total offense, the lowest output since Nov. 25, 2006, when they mustered just 164 against Chadron State in the NCAA Playoffs, while their 17 points was the fewest since scoring just 14 points in a 14-10 win over Northeastern State on Sept. 23, 2006.

The Bronchos utilized a ball-control offense to grind out 288 rushing yards and 486 total yards. They also controlled the time of possession, holding the ball 35:16.

Both teams struggled in their initial possession. UCO drove downfield but Ross Weaver's 27-yard field goal attempt was wide to the left. The Buffs' initial possession ended when UCO's Prentice Muse intercepted a Taylor Harris pass at the UCO 33.

The Buffs returned the favor when Caleb Randolph stepped in front of a Brandon Noohi pass at the WT 31. That set up a James Chandler 23-yard field goal, giving the Buffs a 3-0 lead at the 5:31 mark of the first quarter.

Central Oklahoma took the lead on a 43-yard pass from Noohi to Enrique Shaw with 9:06 to play in the 2nd quarter. Shaw batted the pass into the air, caught the ball and raced into the endzone to give the Bronchos a 7-3 lead.

The Bronchos followed with a safety, as Anthony Anderson blocked a Tim Cowdrey punt attempt 7:37 of the second half, with the ball rolling out the back of the end zone to give UCO a 9-3 advantage. On the Bronchos ensuing possession, a pass from Noohi to Matt Jackson advanced the ball to the one-yard line. Two plays later, Jason Palmer went around right end for a one-yard TD run to put UCO ahead, 15-3 with 3:13 remaining in the half. WT's Eugene Sims blocked the point-after attempt.

WT's offense finally came to life when Harris hit receiver Wade Langley with a 32-yard pass, moving the ball to the UCO 14 yard line with 2:15 remaining in the half. A swing pass to Kelvin Thompson moved the ball to the UCO six and Thompson then rushed to the UCO two, setting up first-and-goal for the Buffaloes. Thompson then bulled over from two-yards out for the TD. James Chandler's point-after made the score 15-10 with 1:17 to play in the first half.

UCO's Ross Weaver opened the fourth quarter with a 30-yard field goal to up UCO's lead to 18-10.

On their next drive, the Bronchos kept the ball on the ground as the Buff defense desperately tried to make a stop. After moving to the WT 20-yard line, the WT defense stood strong, forcing a Weaver field goal attempt. Buff end Eugene Sims bolted through the line and blocked the attempt, his second kick block of the night, to give the Buffs renewed life at their own 20.

The Buffs again held strong, forcing a UCO punt which WT recovered at the UCO 49. Needing to post a strong drive, Thompson rushed off right tackle for nine yards on first down. A second-down pass intended for Brittan Golden went incomplete. After a motion call against the Buffs, forcing third-and-six, Harris found A.J. Ruffins for five, but Ruffins slipped as he turned up field. On fourth-and-one, Harris found Ruffins for five yards and a first down.

The Buffs capitalized on a final 52 yard drive as reserve quarterback Tanner Marsh found Ruffins on a nine-yard TD pass. Marsh sparked the drive with a 36 yard run, moving the ball from the WT 48 to the UCO 16.

CENTRAL OKLAHOMA 0 15 0 9 - 24

WEST TEXAS A&M 3 7 0 7 - 17

Statistics	UCO	WTAMU
First Downs	23	14
Rushing (Att./Yds.)	52-288	25-81
Passing (C/Att./Int.)	19-31-1	24-45-2
Passing Yardage	198	239
Total Offense	386	320
Avg. Gain Per Play	5.9	5.3
Fumbles/ Lost	2-2	0-0
Punting (No./Avg.)	5-39.0	7-34.0
Punt Returns (No./Yds.)	3-43	1-22
Kickoff Returns (No./Yds.)	6-69	4-140
Penalties/ Yards	6-40	9-69
Time of Possession	35:16	24:44
Third Down Conversions	4-16	2-16
Sacks By/ Yds. Lost	4-19	0-0

INDIVIDUAL STATISTICS

RUSHING (ATT-YDS-TDS)

WTAMU - 25-81-1; Thompson 16-75-1, Marsh 3-21-0, Watson 2-11-0, Harris 4-(-26)-0. **UCO** - 52-295-2; Palmer 28-148-2, Birmingham 12-72-0, Noohi 10-65-0, Morrell 2-3-0.

PASSING (C-ATT-INT., YDS., TDS)

WTAMU - 24-45-2, 239, 1; Harris 16-30-2 150, 0, Marsh 7-14-0, 38, 1, Golden 1-1-0, 51, 0. **UCO** - 19-31-1, 198, 1, Noohi 19-31-1, 198, 1.

RECEIVING (REC.-YDS.-TDS)

WTAMU - 24-239-1; Thompson 7-43-0, Langley 7-71-0, Ruffins 4-64-0, Golden 4-34-0, T. Williams 3-27-1. **UCO** - 16-30-2; Hendricks 6-25-0, Jackson 4-59-0, Gallimore 3-106-1, VonTungeln 2-2-0, Palmer 2-(-2)-0, Birmingham 1-6-0, Morrell 1-2-0.



2009 GAME RECAPS - GAME 3

WEST TEXAS A&M AT #6 CENTRAL WASHINGTON

SATURDAY, SEPTEMBER 12, 2009 • TOMLINSON STADIUM • ELLENSBURG, WASH. • (2,977)

	10
	34

Strong CWU first half decides outcome

ELLENSBURG, Wash. - The West Texas A&M Buffaloes fell to #6-Central Washington, 34-10, Saturday afternoon before 2,977 at Tomlinson Stadium in Ellensburg, Washington.

The loss drops WTAMU's record to 0-3 on the season, while CWU improves to 3-0.

The Wildcats struck first, scoring on an 81-yard pass from Ryan Robertson to Jamal Weems with 9:57 remaining in the first quarter. The scoring play capped a 5-play, 64-yard drive and gave CWU a 7-0 lead.

A 29-yard pass from Robertson to Johnny Spevak put CWU in the redzone and set up the Wildcats' second score. Three plays later, Robertson hit Justin Helwege with a 2-yard TD pass, putting CWU on top, 14-0 with 4:11 to play in the first quarter.

Buff return specialist Jeremy Watson gave the WT offense a spark with a 27-yard kick return to start the next possession. RB Kelvin Thompson ripped up the middle for 13 yards on first down. An eight yard Thompson run put the Buffs near midfield. Harris hit WR Stephen Burton on a swing pass that went for 26 yards, moving WT to the CWU 25 yard line. Two plays later, Thompson bulled up the middle for 12 yards, giving the Buffs a first-and-goal at the CWU eight yard line. CWU's defense held and the Buffs settled for a James Chandler 24-yard field goal, cutting the lead to 14-3 with five seconds remaining in the first quarter.

CWU came right back, marching downfield and scoring on a third-down, 20-yard pass from Robertson to Spevak. The point-after put the Wildcats up, 21-3 with 10:24 remaining in the half.

After WT punter Tim Cowdrey booted the Buffs out of the shadow of the goalposts, CWU took over at the WT 48. It took the home team five plays to go 48 yards, with Reggie Westmoreland taking a short Robertson pass and going 25 yards for the score, expanding the lead to 28-3.

The Wildcats would add a 28-yard field goal before the half was over, sending the Buffs to the locker room on the short end of a 31-3 score.

The Buff defense stepped up in the third quarter, stopping CWU on a fourth-and-three situation near midfield. Mark Ford deflected a pass to give the Buffs possession.

Harris connected with A.J. Ruffins for 49 yards on a first down play to end the third quarter with

the score remaining 31-3.

The Buff drive continued in the fourth quarter. Harris found WR Josephus Martin for a first down at the six, with Martin making a circus-like catch. Two plays later, Harris again found Martin with a six-yard TD pass. James Chandler's PAT made the score 31-10 with 13:04 remaining in the game. The score was the first points allowed by CWU in the second half this season.

Again the Buffs didn't allow a first down, and when CWU punter shanked an effort out of bounds at the CWU 31, the Buffs had a short field to deal with. WR Stephen Burton had a potential TD toss go off his hands in the endzone and Harris was sacked for a six-yard loss on second down. A third-down pass fell incomplete, and, following a defensive holding penalty, the Buffs faced a fourth-and-six. Burton took a pass around the right side for the first down. But, the drive stalled out at the CSU 22 and the Wildcats took possession.

CWU's Garrett Rolsma rounded out the scoring with a 37-yard field goal with 1:21 remaining, to make the final score 34-10.

WEST TEXAS A&M	3	0	0	7	- 10
CENTRAL WASHINGTON	14	17	0	3	- 34

<i>Statistics</i>	<i>WTAMU</i>	<i>CWU</i>
First Downs	12	22
Rushing (Att./Yds.)	24-56	38-110
Passing (C/Att./Int.)	23-38-0	21-36-0
Passing Yardage	174	256
Total Offense	230	366
Avg. Gain Per Play	3.7	4.9
Fumbles/ Lost	3-1	0-0
Punting (No./Avg.)	5-34.6	5-35.4
Punt Returns (No./Yds.)	1-1	1-7
Kickoff Returns (No./Yds.)	6-125	3-48
Penalties/ Yards	9-75	6-56
Time of Possession	26:41	33:19
Third Down Conversions	2-14	9-17
Sacks By/ Yds. Lost	1-8	3-21

INDIVIDUAL STATISTICS

RUSHING (ATT-YDS-TDS)

WTAMU - 24-56-0; Thompson 16-81-0, Mitchell 1-3-0, Watson 1-2-0, Jones 1-1-0, Harris 5-(-31)-0.
CWU - 38-110-0; Eldridge 15-64-0, Morris 8-25-0, Kelly 12-24-0, Cardin 2-5-0, Robertson 1-(-8)-0.

PASSING (C-ATT-INT., YDS., TDS)

WTAMU - 23-38-0, 174, 1; Harris 23-38-0, 174, 1. **CWU** - 21-36-0, 256, 4, Robertson 21-36-0, 256, 4.

RECEIVING (REC-YDS-TDS)

WTAMU - 23-174-1; Burton 7-59-0, Langley 5-23-0, Martin 4-21-1, Thompson 4-18-0, Golden 2-47-0, Ruffins 1-6-0. **CWU** - 21-256-4; Spevak 9-121-1, Westmoreland 3-36-1, Weems 3-35-1, Hekker 2-28-0, Kelly 2-26-0, Waller 1-8-0, Helwege 1-2-1.



2009 GAME RECAPS - GAME 4

WEST TEXAS A&M AT SOUTHWESTERN OKLAHOMA

SATURDAY, SEPTEMBER 19, 2009 • MILAM STADIUM • WEATHERFORD, OKLA. • (3,000)


41


15

Thompson rushes for 121 yards against Dawgs

WEATHERFORD, Okla. - The West Texas A&M Buffaloes found their magic elixir Saturday night as they earned their first win of the season, taking a 41-15 victory over Southwestern Oklahoma State, Saturday night in Weatherford, Okla.

The win, the Buffs' first of the season, improves WT to 1-3, 1-1 LSC, while SWOSU falls to 0-4, 0-2 LSC.

The game saw the WT offense click for the first time this season, as the Buffs compiled 547 total yards. 172 came on the ground, with RB Kelvin Thompson accounting for a career-high 132 on 17 carries. The Mineral Wells, Texas, junior scored two touchdowns during what was the second 100-yard performance of his career.

WT's defense held the Bulldogs to just 17 net rushing yards, the lowest opponent total since the Buffs held Angelo State to just 15 yards on Oct. 25, 2008. The Buffs also registered six sacks for minus 49 yards, after entering the contest having totalled just one sack. Leading that defensive effort was OLB Bryan Braman, who logged four tackles, all behind the line of scrimmage (including three QB sacks), while also intercepting a pass.

The Buffs, looking for an early spark, received the first of several big plays by their defensive unit when Curtis Jefferson picked up a SWOSU fumble at midfield and returned it to the Bulldog 34 yard line. The Buffs' offense moved to the Bulldog 3, but had to settle for a 20-yard field goal by James Chandler.

They boosted that margin to 10-0 on the first play of the second quarter, as Harris found WT Brittan Golden streaking down the middle of the field for an 80-yard TD strike, WT's longest play of the season.

After the Buff defense forced a SWOSU punt from deep in Bulldog territory, Harris again found Golden, this time for 45 yards, moving the Ball to the SWOSU 2-yard line. Thompson then took it up the middle for the touchdown, boosting the Buff lead to 17-0 with 12:13 remaining in the first half.

On the Bulldogs' next possession, the Buff defense again stepped up. Consecutive sacks by LB Mark Ford and OLB Bryan Braman forced another SWOSU punt from deep in their own territory. A wobbly McIntosh punt died at the WT 49.

Thompson ripped off consecutive runs totaling 24 yards, moving the ball to the SWOSU 26. On

3rd and seven from the 24, Harris found Tyson Williams for six yards. On 4th and 1, Thompson barreled up the middle for 17 yards and a WT touchdown, giving the Buffs a 24-0 lead.

Again, the Buff defense stepped up. Heavy pressure by the WT defensive line saw DT Marcus Rowe deflect a Day pass which was intercepted by LB Bryan Braman at the SWOSU 18. On first down of the ensuing possession, Thompson went off tackle for six yards. The next play saw him score from four-yards out, boosting WT's advantage to 31-0. Those 31 points marked the most the Buffs' had scored to this point of the season, and there were still 4:50 to play in the first half.

The Buff defense then forced the Bulldogs to turn the ball over on downs. The Buffs then ran the remaining time off the clock and took a 31-0 lead into the locker room. To that point, the Buffs had amassed 321 yards in total offense, more than they've gained in all but one game to this point. Meanwhile, WT's defense had held the Bulldogs to just 52 yards, a number which included minus-15 yards rushing. The Buffs took the opening kickoff of the half and compiled a drive which resulted in a Chandler 34-yard field goal, giving the Buffs a 34-0 lead.

With 8:59 to play, Bulldog LB John Kaye stepped in front of a Harris pass and returned the interception to the WT 5. On first down, SWOSU RB Daniel Barwick went around right end for the score, putting the Bulldogs on the board and making the score 34-7.

Following a WT punt, Buff DB Tae Evans nabbed a Day pass, returning it into Bulldog territory. An illegal block moved the ball back, giving the Buffs possession at the WT 35 yard line. Tanner Marsh came on at quarterback for the Buffs, guiding them downfield. A key, 21-yard, third-down completion to A.J. Ruffins moved the Buffs into the red zone. Marsh then connected with Golden to the SWOSU 2, setting up first-and-goal. Freshman RB Tevin Mitchell dove in over left tackle, making the score 40-7. The score was the first of Mitchell's collegiate career.

At the end of three quarters, WT held a comfortable, 41-7, lead.

At the 10:55 mark, SWOSU scored their second touchdown when Dashon Carter-Mayes went in from five yards out. WT's Broderick Marshall got a hand on the ensuing PAT, but the ball was deflected to holder Cody Gragg, who picked up the ball and tossed it to Jody Sawyer for the two-point conversion to make the score WT 41, SWOSU 15.

WEST TEXAS A&M	3	28	10	0	- 41
SOUTHWESTERN OKLA.	0	0	7	8	- 15

Statistics	WTAMU	SWOSU
First Downs	25	11
Rushing (Att./Yds.)	30-172	25-17
Passing (C/Att./Int.)	33-59-1	22-42-2
Passing Yardage	375	140
Total Offense	547	157
Avg. Gain Per Play	6.1	2.3
Fumbles/ Lost	1-1	1-1
Punting (No./Avg.)	2-39.5	8-38.1
Punt Returns (No./Yds.)	6-38	0-0
Kickoff Returns (No./Yds.)	8-435	3-167
Penalties/ Yards	15-142	8-64
Time of Possession	29:37	30:23
Third Down Conversions	2-16	4-17
Sacks By/ Yds. Lost	6-49	2-22

INDIVIDUAL STATISTICS

RUSHING (ATT-YDS-TDS)

WTAMU - 30-172-4; Thompson 17-132-3, Mitchell 7-33-1, Jones 3-19-0, Marsh 1-10-0, Harris 2-(-22)-0. **SWOSU** - 25-17-2; Carter-Mayes 7-31-1, Barwick 10-21-1, Day 8-(-35)-0.

PASSING (C-ATT-INT., YDS., TDS)

WTAMU - 33-55-1, 375, 1; Harris 20-31-1, 259, 1, Marsh 13-27-0, 116, 0, Hicks 0-1-0; **SWOSU** - 22-42-2, 140, 0; Day 22-42-2, 140, 0.

RECEIVING (REC.-YDS.-TDS)

WTAMU - 33-375-1; Thompson 6-39-0, Burton 5-66-0, Williams 5-50-0, Ruffins 4-31-0, Watson 4-11-0, Golden 3-137-1, Jones 2-19-0, Martin 1-10-0, Mitchell 1-5-0, Knowlton 1-4-0, Young 1-3-0. **SWOSU** - 22-14-0; Hatton 6-29-0, Hawerty 5-49-0, Barwick 3-17-0, Hammond 3-11-0, Carter-Mayes 3-10-0, Gragg 2-24-0.



2009 GAME RECAPS - GAME 5

#10 TEXAS A&M-KINGSVILLE AT WEST TEXAS A&M

SATURDAY, SEPTEMBER 26, 2009 • KIMBROUGH MEMORIAL STADIUM • CANYON, TEXAS • (8,329)

23

WT

17

Bufs' 4th quarter comeback falls short

CANYON, Texas - The West Texas A&M Buffaloes scored 10 points in the final 2:53 of regulation to send Saturday night's contest against 10th-ranked Texas A&M-Kingsville into overtime, but the Javelina's prevailed, 23-17, Saturday night at Kimbrough Memorial Stadium in Canyon, Texas.

The loss drops WTAMU to 1-4 overall, 0-2 LSC South, while TAMU-K improves to 5-0, 2-0 LSC South.

The game was a defensive battle through the first half, with WT holding a 7-0 lead at the intermission.

The Buffaloes struck first, as Kelvin Thompson rushed off right tackle from one yard out with 2:56 remaining in the first quarter. The play was set up by a 44-yard pass from Taylor Harris to Stephen Burton, which Burton tipped into the air over a defender, then caught as he fell to the ground at the one yard line. The two-play drive took all of 40 seconds off the clock.

Defensively, the Buffs came to play. End Eugene Sims was in on two quarterback sacks on the Javelina's first possession, while LB Mark Ford killed another drive with his first interception

of the season and CB Curtis Jefferson picked off another Billy Garza pass to stifle second-quarter TAMU-K drive.

The Javs tied the game on their first possession of the second half, a 7-play, 81 yard drive culminated in Connell Davis' four-yard TD run.

The Javelinas' struck another blow on WT's ensuing first play from scrimmage. Harris connected with Brittan Golden on a short gainer, but TAMU-K's Corey Robertson dislodged the ball and teammate Mike Talamantez recovered at the WT 38 yard line. The Javelina drive was stopped as Buff DB Jordan Smith made WT's fourth interception of the evening when he came down with a Garza pass at the WT 2 yard line.

After a WT three-and-out, the Javelinas again moved into scoring position, advancing the ball to the WT 6, where Brom booted a 20-yard field goal to put TAMU-K ahead, 10-7 with 1:55 to play in the third quarter.

The Javelinas appeared to put the game away when they added another touchdown midway through the fourth quarter, when Fred Winborn went up the middle from two-yards out, giving TAMU-K a 17-7 lead with 7:04 remaining. The drive covered 83 yards and took 7:17 off the clock.

But the Buffs came back.

Harris found Brittan Golden on a short 1-yard slant to pull the Buffs to within three at 17-14 with 2:53 remaining.

Buff cornerback Tae Evans then separated TAMU-K receiver Connell Davis from the ball, with WT's Aaron Wampler recovering at the TAMU-K 45, to put the Buffs in position for James Chandler to tie the score with a 35-yard field goal.

The Buffs had first possession during the overtime period but couldn't gain any yardage and were unable to score.

It took the Javs just three plays for Winborn to rush up the middle for three yards and the game-winning score.

TEXAS A&M-KINGSVILLE	0	0	10	7	6	- 23
---------------------------------	----------	----------	-----------	----------	----------	-------------

WEST TEXAS A&M	7	0	0	10	0	- 17
---------------------------	----------	----------	----------	-----------	----------	-------------

Statistics	TAMU-K	WTAMU
First Downs	28	17
Rushing (Att./Yds.)	46-152	25-59
Passing (C/Att./Int.)	22-41-4	29-52-0
Passing Yardage	284	306
Total Offense	436	365
Avg. Gain Per Play	5.0	4.7
Fumbles/ Lost	2-1	3-1
Punting (No./Avg.)	4-35.5	6-34.2
Punt Returns (No./Yds.)	2-0	0-0
Kickoff Returns (No./Yds.)	4-217	4-225
Penalties/ Yards	5-37	6-45
Time of Possession	36:33	23:27
Third Down Conversions	6-15	5-17
Sacks By/ Yds. Lost	1-2	5-27

INDIVIDUAL STATISTICS

RUSHING (ATT-YDS-TDS)

WTAMU - 25-59-1; Thompson 19-70-1, Mitchell 1-5-0, Watson 1-0-0, Harris 4-(-16)-0. **TAMUK** - 46-152-3; Davis 18-85-1, Winborn 16-63-2, LeBlanc 1-4-0, Lincoln 2-9-0, Malone 1-(-3)-0, Garza 8-(-6)-0.

PASSING (C-ATT-INT., YDS., TDS)

WTAMU - 29-52-0, 306, 1; Harris 29-52-0, 306, 1. **TAMUK** - 22-41-4, 284, 0, Garza 22-41-4, 284, 0.

RECEIVING (REC.-YDS.-TDS)

WTAMU - 29-306-1; Burton 13-168-0, Watson 5-56-0, Williams 4-49-0, Thompson 3-13-0, Ruffins 2-21-0, Golden 2-(-1)-1. **TAMUK** - 22-284-0; Batiste 6-95-0, LeBlanc 6-61-0, Lincoln 4-35-0, Davis 3-65-0, Couthren 2-22-0, Winborn 1-6-0.



2009 GAME RECAPS - GAME 6

WEST TEXAS A&M AT #23 MIDWESTERN STATE

SATURDAY, OCTOBER 3, 2009 • MEMORIAL STADIUM • WICHITA FALLS, TEXAS • (5,217)

19

31

Strong MSU second-half subdues WT

WICHITA FALLS, Texas - A rainy, windy night saw the West Texas A&M Buffaloes fall to 23rd-ranked Midwestern State, 31-19, Saturday night at Memorial Stadium in Wichita Falls, Texas.

The loss drops WT to 1-4, 0-2 LSC South, while Midwestern State improves to 5-1, 1-1 LSC South.

The Buffs again received a strong performance from their defensive unit, as they held a Midwestern State offense which was among the top offenses in the country below their season average. However, missed opportunities by the Buffs' in the red zone thwarted any opportunity they had for a win.

"We had too many missed opportunities," said WT head coach Don Carthel. "That's been our downfall the past few weeks. Our defense is playing their butts off, but we just can't put the ball in the end zone."

With a steady drizzle falling from the outset, the Buffs' defense did their part early, holding the Mustangs to a three-and-out. When punter Jose Martinez muffed the snap, the WT pressure forced him to attempt a rugby-style kick, resulting in a minus-two yard kick, giving the Buffs their first possession at the MSU 39.

With a drizzle falling, it took seven plays for the Buffs to go 39 yards and hit paydirt, as Taylor Harris found inside receiver Jeremy Watson with a short, two-yard, touchdown pass. James Chandler's PAT was good, giving the Buffs an early, 7-0, lead with 10:29 to play in the first quarter. The catch was Watson's first career TD reception.

On MSU's second possession, the Buffs again brought the pressure, with DE Eugene Sims batting down one pass and teammate Bryan Braman recording a third-down sack on Mustang QB Zack Eskridge to force a punt. The Mustangs next possession saw MSU drive 50 yards in six plays, with Eskridge finding WR Andy Tanner for a 10-yard TD pass. Martinez' kick tied the score, 7-7, with 3:20 to play in the first quarter.

A 16-yard pass from Harris to WR AJ Ruffins, moving the ball near midfield sparked the next Buff drive. Harris then connected with TE Tyson Williams for a 30-yard gain to the 19. The drive stalled, and Chandler booted a 29-yard field goal to put the Buffs ahead, 10-7 with just 23 seconds remaining in the first quarter.

A Martinez 46-yard field goal early in the second quarter had the distance but went wide right.

As the rainfall became steadier, the Mustangs

attempted a fourth-and-one from the WT 22, but WT cornerback Tae Evans stepped in front of Eskridge's pass at the 15, making the interception and returning it to the MSU seven yard line.

Kelvin Thompson rushed for five yards on sec on second down and was stuffed on a third down attempt, bringing on Todd Phillips, subbing for James Chandler, to attempt a 21-yard field goal. The kick went wide, keeping the score, 10-7, WT.

An apparent fumble recovery by WT LB Anthony Scott was ruled to be an incomplete MSU pass. On the next play, Eskridge was sacked by Sims, forcing a fumble, which DT Broderick Marshall recovered at the MSU 17.

Again, the Buffs resorted to a field goal. This time, Phillips attempted a 20-yard effort. With the rain coming down harder and the wind swirling, he boosted WT's advantage to 13-7 with 3:18 remaining in the half.

A last-minute MSU drive bogged down at the WT 10, with Martinez booting a 18-yard field goal to send the teams into the locker rooms with the Buffs leading, 13-10.

WT opened the second half just as they did the first, by driving the length of the field for a touchdown.

The drive began with Jeremy Watson returning the kick 22 yards. However, the Buffs were whistled for a hold on the play, backing the ball up to the WT 12. Watson, among the national leaders in return yardage, was injured on the play and would not return to action. Kelvin Thompson's four-yard sweep around left end put the Buffs' ahead, 19-10 and capped an 11-play, 88-yard drive.

The Mustangs' reacted by mounting a 62-yard touchdown drive of their own. Eskridge scored on a keeper from five yards out, narrowing the Buff lead to 19-17 with 7:59 remaining in the third quarter.

Following a Tim Cowdrey punt, MSU continued to mesh, offensively. A 17-yard Marcus Mathis sweep around right end capped a five-play, 74-yard drive. Martinez' PAT put the Mustangs ahead for the first time, 24-19, with 3:59 left to play in the third quarter.

As the fourth quarter began, the WT defense forced an MSU punt. Unable to move the ball, MSU's Pat Gardner blocked Cowdrey's punt attempt, with the Mustangs recovering the ball at the WT 9-yard line.

Playing with a short field, Eskridge found Andy Tanner on a third-down pass from eight yards out, lifting the Mustangs to a 31-19 lead with 12:01 remaining.

The Buffs fought back. A clutch, fourth-and five pass from Harris to WR Brittan Golden kept alive a drive and moved the Buffs to the MSU 25. Two plays later, Golden was mugged on a pass route near the goal line, giving the Buffs first-and-goal from the MSU 10. On first down, Harris, under heavy pressure, threw a pass into the end zone which was picked-off by Mustang FS Danny Jackson.

WEST TEXAS A&M	10	3	6	0	- 19
MIDWESTERN STATE	7	3	14	7	- 31

Statistics	WTAMU	MSU
First Downs	23	22
Rushing (Att./Yds.)	22-50	47-151
Passing (C/Att./Int.)	30-55-2	19-28-1
Passing Yardage	320	235
Total Offense	370	386
Avg. Gain Per Play	4.8	5.1
Fumbles/ Lost	2-0	2-1
Punting (No./Avg.)	4-20.5	3-23.0
Punt Returns (No./Yds.)	1-0	1-21
Kickoff Returns (No./Yds.)	6-146	4-83
Penalties/ Yards	8-85	7-65
Time of Possession	25:13	34:47
Third Down Conversions	4-15	6-14
Sacks By/ Yds. Lost	3-21	0-0

INDIVIDUAL STATISTICS

RUSHING (ATT-YDS-TDS)

WTAMU - 22-50-1; Thompson 18-79-1, Burton 1-(-1)-0, TEAM 3-(-28)-0. **MSU** - 47-151-2; M. Mathis 22-81-1, B. Mathis 10-47-0, Eskridge 12-24-1, Carr 1-4-0, Morrison 1-0-0, TEAM 1-(-5)-0.

PASSING (C-ATT-INT., YDS., TDS)

WTAMU - 30-55-2, 320, 1; Harris 30-55-2, 320, 1; **MSU** - 19-28-1, 235, 2; Eskridge 19-28-1, 235, 2.

RECEIVING (REC.-YDS.-TDS)

WTAMU - 30-320-1; Thompson 9-77-0, T. Williams 7-77-0, Ruffins 5-80-0, Jones 3-29-0, Watson 3-16-1, Golden 1-21-0, Martin 1-16-0, Knowlton 1-4-0. **MSU** - 19-235-2; Tanner 11-140-2, Galloway 3-48-0, M. Mathis 3-21-0, Little 1-20-0, Ford 1-6-0.



2009 GAME RECAPS - GAME 7

EASTERN NEW MEXICO AT WEST TEXAS A&M

SATURDAY, OCTOBER 10, 2009 • KIMBROUGH MEMORIAL STADIUM • CANYON, TEXAS • (4,621)

24
WT
34

Bufs retain Wagon Wheel Trophy

CANYON, Texas - A bitterly cold, windy, wet night did nothing to dampen West Texas A&M's homecoming festivities, as the Buffaloes defeated Eastern New Mexico, 34-24, Saturday night at Kimbrough Memorial Stadium in Canyon, Texas.

The win is the Buffaloes' fifth-consecutive win over the Greyhounds in the Wagon Wheel Series. The win lifts WTAMU to 2-5 overall, 1-2 LSC South play, while ENMU falls to 2-5 overall, 0-3 LSC South.

With the temperature hovering at 33 degrees, a wind chill of 22 and a steady mist turning to ice, WT quarterback Taylor Harris passed for 371 yards and three TDs, while running back Keithon Flemming made his first appearance of the season, gaining 101 all-purpose yards and two TDs to lift the Buffs to their second win of the season.

West Texas A&M's defense allowed ENMU just 331 yards in total offense, almost 250 yards below their season average.

Freshman Aaron Flores returned the opening kickoff 35 yards to the WT 41. From there, the Buffalo offense marched 59 yards in seven plays, with Flemming rushing for his first touchdown of the season on a 1-yard run up the middle, putting the Buffs ahead, 7-0, just 3:39 into the contest. Flemming was making his first appearance of the season, having been sidelined to this point by a dislocated elbow suffered in preseason.

ENMU tied the score with 3:36 remaining in the first quarter on a Terrence Griffin 2-yard run. The Greyhounds got a break late in the first quarter when they blocked a Tim Cowdrey punt, recovering the loose ball at the WT 27 yard line.

The quarter concluded with ENMU QB J.J. Harp running to the WT three yard line. Two plays into the second quarter, the Greyhounds took the lead on a Taylor Cannon 21-yard field goal.

The Buffs retaliated quickly. On second-and-10 from their own 35 yard line, Harris connected with WR Brittan Golden for a 65-yard TD strike. Golden caught the ball in stride at the 20 and raced into the endzone, putting the Buffs ahead, 14-10 with 14:05 remaining in the second quarter.

Following a pair of punt exchanges, the Buff defense made another big play. On a third-down short pass from Harp to Troy Harris, CB Tae

Evans hit Evans, jarring the ball loose, with WT's Shad Baichtal recovering at the ENMU 43.

The Buffs converted the turnover into a 42-yard James Chandler field goal to take a 17-10 lead with 6:32 left in the first half.

Another Greyhound turnover, this time a fumble which was recovered by Buff DT Marcus Rowe, gave WT the ball at the ENMU 21 yard line. However, the WT offense couldn't turn the takeaway into points and ENMU regained possession at their own 14 yard line.

Following an ENMU punt, Harris connected Josephius Martin for a 60-yard catch and run, expanding the Buffs' lead to 24-10 with just 1:39 remaining in the half.

A James Chandler 46-yard field goal with :07 seconds went wide right, concluding the half with WT ahead, 24-10.

WT CB Curtis Jefferson halted an Eastern possession when he stepped in front of a Harp pass, intercepting the ball at the WT 26 yard line at the 9:19 mark of the third quarter.

The Buffs increased their lead to 31-10 late in the quarter on a 12-yard scree pass from Harris to Flemming. The scoring play capped an 9-play, 89-yard drive and ended the scoring for the quarter.

Harp kept the Greyhounds' hopes alive with a 15-yard pass to Dominic Preston, closing the score to 31-17, with 6:54 remaining in the game.

James Chandler booted his second field goal of the game at the 4:58 mark of the fourth quarter, lifting WT to a 34-17 lead.

The Greyhounds closed out the scoring when Harp again connected with Preston, this time from 21-yards out.

EASTERN NEW MEXICO	7	3	0	14	- 24
WEST TEXAS A&M	7	17	7	3	- 34

<i>Statistics</i>	<i>ENMU</i>	<i>WTAMU</i>
First Downs	22	18
Rushing (Att./Yds.)	25-86	29-33
Passing (C/Att./Int.)	39-67-1	27-43-1
Passing Yardage	245	371
Total Offense	331	404
Avg. Gain Per Play	3.6	5.6
Fumbles/ Lost	4-3	6-2
Punting (No./Avg.)	10-36.2	8-32.9
Punt Returns (No./Yds.)	2-4	3-(-3)
Kickoff Returns (No./Yds.)	6-63	3-36
Penalties/ Yards	11-82	13-109
Time of Possession	26:07	33:53
Third Down Conversions	5-20	5-26
Sacks By/ Yds. Lost	2-16	2-26

INDIVIDUAL STATISTICS

RUSHING (ATT-YDS-TDS)

WTAMU - 40-129-3; McKnight 24-121-2, Thompson 9-32-1, Tillman 3-8-0, Null 4-(-12)-0. **ENMU** - 22-(-1)-1; Banyard 5-19-0, Griffin 5-17-0, TEAM 2-(-18)-0, Harp 10-(-19)-1.

PASSING (C-ATT-INT., YDS., TDS)

WTAMU - 38-59-3, 425, 3, Null 35-55-3 403, 3; Harris 3-4-0, 22, 0. **ENMU** - 26-49-0, 214, 2. Harp 26-49-0 214, 2.

RECEIVING (REC.-YDS.-TDS)

WTAMU - 38-425-3, Martin 8-100-1, C. Johnson 8-84-1, Clark 5-40-1, Hayden 4-56-0, R. Johnson 2-46-0, Golden 2-32-0, Tillman 2-19-0, McKnight 2-15-0, Thompson 2-10-0, Brigham 1-18-0, Williams 1-3-0, Ruffins 1-2-0. **ENMU** - 26-214-2, Griffin 8-56-0, Poku 6-48-1, Handler 3-28-1, Banyard 3-17-0, Dale 2-30-0, Carrasco 1-9-0, Beach 1-9-0, Dominguez 1-9-0, Drinkard 1-8-0.



2009 GAME RECAPS - GAME 8

WEST TEXAS A&M AT #1 ABILENE CHRISTIAN

SATURDAY, OCTOBER 17, 2009 • SHOTWELL STADIUM • ABILENE, TEXAS • (12,875)

Bufs take down top-ranked Wildcats

ABILENE, Texas - There may have been WT teams with better records at this point in the season than what the Buffaloes brought into Saturday's contest. But, there may never have been a bigger victory than the Buffaloes 32-21 win that was put on #1-ranked Abilene Christian, Saturday afternoon in Abilene, Texas.

Playing with determination, the Buffs, riding the strength of Keithon Flemming's four-touchdown performance, earned the schools' first football victory over a number-one ranked team. The WT defense held the Wildcats' offense, one which was averaging over 419 yards per game, to just 301 total yards. Meanwhile, the WT offense picked up 383 yards, with quarterback Taylor Harris completing 34-of-48 passes for 358 yards without an interception.

The win lifts WTAMU to 3-5 overall, 2-2 LSC South play, while ACU falls to 7-1 overall, 2-1 LSC South.

As they have done over the past five games, the Buff defense set the tone early as Shad Baichtal intercepted Abilene Christian's first play from scrimmage, giving the Buffs the ball at the ACU 36 yard line. The Buffs proceeded to drive deep into ACU territory. James Chandler booted a 26-yard field goal to put WT on top, 3-0, just 4:33 into the game.

ACU took the lead, 7-3, with 45 seconds remaining in the first quarter as Reggie Brown went in to the endzone from two yards out, capping an 11 play, 53 yard drive that took 6:04 off the clock.

The Buffs opened the second quarter by driving to the ACU 30, but Chandler missed a 47-yard field goal attempt. WT's special teams provided the next big play, as punter Tim Cowdrey's boot was downed inside the ACU 1 yard line.

On the Wildcats' first play from scrimmage, Shad Baichtal tackled ACU's Daryl Richardson in the endzone for a safety, pulling the Buffs to within 7-5 with 6:24 remaining in the first half.

On the Buffs' ensuing drive, Harris connected with Stephen Burton on a 34-yard post route which went to the ACU one yard line. One play later, Keithon Flemming scored to put the Buffs ahead, 12-7.

ACU responded by driving the length of the field, with Daryl Richardson taking it in from one yard out with just 14 seconds remaining in the half, to put ACU back on top, 14-12, as the teams went to the locker rooms.

WT dented the scoreboard on its second possession of the half, taking possession at their own 20, following the ACU missed field goal. Key plays in the drive were a 26-yard catch and run by Flemming, moving the ball from the WT 34 to the ACU 40 and a third-down, 15 yard pass from Harris to Josephus Martin, moving the ball to the ACU 8 yard line.

From there, Flemming took an 8-yard pass and raced into the endzone, putting the Buffs on top, 18-14. WT failed on the two-point conversion try.

The Wildcats opened the final stanza with a scoring drive of their own, taking the ball 74 yards in 12 plays, with Darryl Richardson running in from four yards out to give ACU the lead, 21-18 with 14:26 remaining in the fourth quarter.

Buff DB Caleb Randolph's interception of a Mitchell Gale pass at the ACU 29 yard line kept the Buffs' hopes alive.

From there, Harris hit Tyson Williams for five, eight and four yard gains, then found Burton over the middle for six yards to the ACU four yard line. After an incomplete pass, Flemming went around right end for the four-yard TD run. Chandler's PAT put the Buffs ahead, 25-21, with 7:49 remaining.

The Buffs held on ACU's next possession, forcing a punt. That set up what may have been the Buffs' biggest drive of the season. Taking over at their own 23, the Buffs methodically marched down field. Harris opened the drive with consecutive passes for eight yards (to Flemming) and nine yards (to Brittan Golden). On first down from the WT 40, Flemming raced around left end for 34 yards, moving the sticks to the ACU 26. On the following play, he gained 11 more yards, setting the Buffs up at the ACU 15. Harris then hit Josephus Martin for six yards. Faced with third-and-four from the ACU 9, Harris misfired in the direction of Williams, but the Wildcat defender had ahold of Williams' jersey, bringing an interference call and giving WT first-and-goal from the ACU 5.

It took three plays, but on third and goal Flemming took a Harris swing pass and went around right end for the game-clinching TD and setting off a wild celebration in amongst the WT fans. Chandler's kick made the score WT 32, ACU 21.

But, there were still 2:10 remaining on the clock.

After the Wildcats' fair-caught Chandler's kickoff at their own 34, they gained 13 yards on their first three snaps.

Then, just as they did at the onset, the Buff defense made a statement. On second-and-10 from the ACU 47, Broderick Marshall sacked Gale for a five-yard loss. On third-and-15, Eugene Sims sacked Gale for an eight-yard loss. And on fourth down, Aaron Wampler made his way through the protection, sacking Gale for a third-consecutive down and giving the ball, and the game, to the Buffs.

WEST TEXAS A&M	3	9	6	14	- 32
ABILENE CHRISTIAN	7	7	0	7	- 21

Statistics	WTAMU	ACU
First Downs	21	18
Rushing (Att./Yds.)	19-25	49-189
Passing (C/Att./Int.)	34-48-0	14-25-2
Passing Yardage	358	112
Total Offense	383	301
Avg. Gain Per Play	7.5	4.5
Fumbles/ Lost	1-0	0-0
Punting (No./Avg.)	4-36.8	3-41.0
Punt Returns (No./Yds.)	0-0	0-0
Kickoff Returns (No./Yds.)	6-278	5-301
Penalties/ Yards	7-49	8-79
Time of Possession	28:11	31:49
Third Down Conversions	5-12	8-15
Sacks By/ Yds. Lost	4-23	2-12

INDIVIDUAL STATISTICS

RUSHING (ATT-YDS-TDS)

WTAMU - 19-25-2; Flemming 11-72-2, Flores 1-(-3)-0, TEAM 3-(-17)-0, Harris 4-(-27)-0. **ACU** - 49-289-3; Richardson 21-101-2, Brown 18-80-1, Gale 10-8-0.

PASSING (C-ATT-INT., YDS., TDS)

WTAMU - 34-48-0, 358, 2; Harris 34-48-0, 358, 2; **ACU** - 14-25-2, 112, 0; Gale 14-25-2, 112, 0.

RECEIVING (REC.-YDS.-TDS)

WTAMU - 34-358-2; Burton 8-115-0, Flemming 8-101-2, T. Williams 8-64-0, Golden 5-38-0, Martin 4-35-0, Flores 1-5-0. **ACU** - 14-112-0; Richardson 4-9-0, Campbell 3-43-0, Fowler 3-24-0, Gales 1-14-0, Dudensing 1-11-0, Gibs 1-7-0, Johnson 1-4-0.

SCORING SUMMARY

FIRST QUARTER

10:27 WTAMU - James Chandler 28 yard field goal WTAMU: 3-0
Drive 10 plays, 25 yards, TOP 3:45
0:45 ACU - Reggie Brown 1 yard run (M. Lineberry kick) ACU: 3-7
Drive: 12 plays, 54 yards, TOP 5:19

SECOND QUARTER

6:24 WTAMU - Shad Baichtal safety ACU: 5-7
4:17 WTAMU - Keithon Flemming 1 yard run (J. Chandler kick) WTAMU: 12-7
Drive 6 plays, 56 yards, TOP 2:07
0:14 ACU - Daryl Richardson 1 yard run (M. Lineberry kick) ACU: 12-14
Drive: 13 plays, 67 yards, TOP 4:03

THIRD QUARTER

5:05 WTAMU - Keithon Flemming 8 yard pass from Taylor Harris (pass failed) WTAMU: 18-14
Drive: 9 plays, 80 yards, TOP 2:44

FOURTH QUARTER

14:26 ACU - Daryl Richardson 4 yard run (M. Lineberry kick) ACU 18-21
Drive: 11 plays, 74 yards, TOP 5:39
7:49 WTAMU - Keithon Flemming 4 yard run (J. Chandler kick) WTAMU: 25-21
Drive: 7 plays, 29 yards, TOP 2:26
2:10 WTAMU - Keithon Flemming 6 yard pass from Taylor Harris (J. Chandler kick) . WTAMU: 32-21
Drive: 9 plays, 77 yards, TOP 3:58

2009 GAME RECAPS - GAME 9

ANGELO STATE AT WEST TEXAS A&M

SATURDAY, OCTOBER 24, 2009 • KIMBROUGH MEMORIAL STADIUM • CANYON, TEXAS • (7,197)

ASU 15
WT 43

WT Shuts Out Rams; Null, Martin Eclipse Records

CANYON, Texas - Taylor Harris passed for a career-high 414 yards and two touchdowns as West Texas A&M defeated Angelo State, 43-15, Saturday night at Kimbrough Memorial Stadium in Canyon, Texas.

The win, WTAMU's third consecutive, improves their record to 4-5 overall, 3-2 LSC South play, while ASU falls to 6-3 overall, 2-2 LSC South.

The Buffaloes' gained a season-high 557 yards in total offense, as the Buffs' passed for a season-best 444 yards.

Harris' favorite targets on the evening were Stephen Burton, who had eight catches for 164 yards, and Tyson Williams, who caught seven passes for 171 yards, including a 79-yard TD reception.

WT's James Chandler also booted three field goals to contribute to the Buffs' offensive success.

The Buff defense held the Rams to just 86 net yards rushing and 241 total yards, while intercepting a pair of Josh Neiswander passes.

The game started with Angelo driving into WT territory, but the Buffalo defense stopped the Rams on a 4th-and-1 attempt from the WT 25.

Following a change of possessions, the Buffs' took advantage of an 11-yard punt by ASU punter J.D. Bales, which gave WT the ball at the ASU 30. On first down, QB Taylor Harris lateraled to inside receiver Josephus Martin, who pivoted and lofted a touchdown strike to wideout Stephen Burton, putting the Buffs on the board. James Chandler's PAT made it 7-0 with 7:23 remaining in the first half. The one-play drive took just seven seconds off the clock.

Following the Buffs' score, the Rams mounted another drive deep into WT territory, moving inside the WT 20. ASU's Dwight Pete rushed to the 10 yard line. QB Josh Neiswander then hit Dakarai Peckikonis on an out route to the seven, then fired a pass over the middle to V'Keon Lacey for a touchdown. Ryan Smith's point-after tied the score, 7-7, with 1:21 remaining in the first half.

The Buffs came back firing.

Setting up from their own 35, Harris connected with WT Brittan Golden for 32 yards on first down, moving the ball to the ACU 33. Harris then found TE Tyson Williams on a crossing route to the Ram 21. Operating out of the Wildcat for

mation, RB Keithon Flemming took a direct snap around right end, moving to the ASU 6, setting up first-and-goal.

On the first play of the second quarter, Flemming took a handoff around left end for a 4-yard touchdown, putting the Buffs on top, 14-7. The drive took 1:65 and encompassed five plays and 65 yards.

After Angelo State punted the Buffs inside their own five-yard line, Harris connected with Burton for 45 yards to the WT 47. Three plays later, Harris hit Williams for a 20-yard gain, moving the ball to the ASU 25. A holding penalty against the Buffs halted the drive and brought on Chandler, who booted a 40-yard field goal, pushing the Buffs' lead to 17-7 with 8:50 remaining in the first half.

The Buff defense halted the next Ram drive, as DE Bryan Braman sacked Neiswander on third down, then Eugene Sims got a hand on Bales punt, forcing it out of bounds after travelling just 11 yards.

Taking over at the WT 45, Harris jumped the Buff offense by hitting Williams down the middle for a 27-yard gain, moving the ball to the ASU 23. However, a sack of Harris and a screen pass which went for lost yardage brought Chandler on for a 46-yard field goal. His kick boosted the Buff lead to 20-7 with 3:00 remaining in the first half.

Jordan Smith put his stamp on the next Ram drive, picking off a Neiswander pass at the WT 28 and returning it 43 yards to the ASU 29 yard line.

With two seconds remaining in the half, Neiswander was hurried by Sims, throwing incomplete and ending the half with the Buffs on top, 20-7. To that point, the WT defense had limited Angelo State to just 82 yards, with just seven coming on the ground.

The Buffs opened the second half by putting together an eight-play, 80-yard drive which led to a three-yard TD pass from Harris to RB Joe Jones, putting WT ahead by a 27-7 margin.

Following another WT defensive stop, Tramicah Young got the crowd into the game with a 30-yard punt return, setting the Buffs' up at the ASU 28. The drive culminated in Chandler booting his third-field goal of the evening, this one from 41 yards, to put WT ahead, 30-7, with 7:25 remaining in the third quarter.

The Rams opened the final quarter with a scoring drive, as Neiswander hit John Norcott on a swing pass for 16 yards and a TD. The two-point conversion from Neiswander to Lacey was good, closing the gap to WT 30, ASU 15.

The Buffs answered immediately, as Harris hit Williams with a 79-yard bomb, boosting the Buffs' lead to 37-15 with 13:22 left in the fourth quarter. The two-play drive took 44 seconds and the reception, Williams' sixth of the game, boosted his receiving yardage to 159.

A 66-yard catch and run from Neiswander to Dwight Pete gave ASU new life at the WT 15 yard line. But the drive was stunted when Buff LB Shad Baichtal made an acrobatic interception of a Neiswander attempt at the WT four yard line.

WT responded with a TD drive. Keithon Flemming rushed off left tackle for a 16-yard score, culminating a 96-yard, 10-play drive that made the final score, 43-15.

ANGELO STATE	7	0	0	8	- 15
WEST TEXAS A&M	7	13	10	13	- 43
Statistics	ASU		WTAMU		
First Downs	15	26			
Rushing (Att./Yds.)	28-86	28-113			
Passing (C/Att./Int.)	22-36-2	31-41-0			
Passing Yardage	241	444			
Total Offense	327	557			
Avg. Gain Per Play	5.1	8.1			
Fumbles/ Lost	1-1	2-0			
Punting (No./Avg.)	6-28.0	3-40.3			
Punt Returns (No./Yds.)	1-12	2-42			
Kickoff Returns (No./Yds.)	8-89	2-28			
Penalties/ Yards	4-44	9-91			
Time of Possession	30:34	28:21			
Third Down Conversions	4-14	4-11			
Sacks By/ Yds. Lost	4-23	2-25			

INDIVIDUAL STATISTICS

RUSHING (ATT-YDS-TDS)

WTAMU - 28-113-2; Flemming 15-95-2, Jones 3-25-0, Harris 8-(-3)-0, TEAM 2-(-4)-0. **ASU** - 28-86-0; Pete 12-55-0, Benson 5-36-0, Tidwell 8-16-0, Neiswander 3-(-21)-0.

PASSING (C-ATT-INT., YDS., TDS)

WTAMU - 31-41-0, 444, 3; Harris 30-39-0, 414, 2, Martin 1-1-0, 30, 1; Marsh 0-1-0, 0, 0. **ASU** - 22-36-2, 241, 2, Neiswander 22-36-2, 241, 2.

RECEIVING (REC-YDS-TDS)

WTAMU - 31-444-3; Burton 8-165-1, Williams 7-171-1, Flemming 5-21-0, Golden 4-44-0, Martin 3-23-0, Knowlton 2-15-0, Jones 1-3-1, Cutsinger 1-3-0. **ASU** - 22-241-2; Lacey 6-32-1, Peckikonis 5-56-0, Pete 3-78-0, Williams 2-32-0, Tidwell 2-14-0, Akins 2-8-0, Norcott 1-16-1, Anderson 1-5-0.



2009 GAME RECAPS - GAME 10

WEST TEXAS A&M AT NORTHEASTERN STATE

SATURDAY, OCTOBER 31, 2009 • DOC WADLEY STADIUM • TAHLEQUAH, OKLA. • (1,000)

	66
	23

Bufs strong in all areas in runaway win

TAHLEQUAH, Okla. - West Texas A&M scored a season-high 66 points as they rolled over Northeastern State, 66-23, Saturday night in an LSC Crossover contest at Doc Wadley Stadium in Tahlequah, Okla.

The win, WT's fourth straight, gives LSC South Division title implications to next week's season finale at Tarleton State, as a WT win would give them a share of the South Division title. It also improves WTAMU to 5-5 overall, 5-3 LSC, while NSU falls to 2-8 overall, 2-5 LSC.

The Buffaloes' totaled 629 yards in total offense, their best offensive performance of the season and the most total yards since their 721 yard performance at Abilene Christian during the 2008 NCAA Playoffs.

Meanwhile, WT's defensive unit held the RiverHawks to just 226 total yards, including just 33 on the ground.

Flemming rushed for 110 yards and three TDs, all in the first half, while Harris passed for 262 yards and three TDs. He also played just two quarters, as the Buffs' had totaled 366 yards at the midpoint. Golden caught seven passes for a career-high 178 yards and three touchdowns.

The RiverHawks scored first, as they took advantage of an interception to set up a Jared Homer 41 yard field goal just 2:41 into the contest.

From that point, the game was no contest.

On their second possession, but Buffs took command, marching 80 yards in seven plays, with Keithon Flemming running it in from two yards out, putting WT ahead, 7-3 with 9:43 remaining in the first quarter. Key plays in the drive were a 25-yard run by Flemming to the NSU 21, followed by a 19-yard Harris to Brittan Golden pass to the NSU 2.

The Buffs then took advantage of field position after pinning NSU deep in their own end of the field and forcing a punt from their end zone. A screen pass to Flemming moved the ball from the NSU 43 to the NSU 24. After a nine-yard pass from Harris to Tyson Williams, Flemming picked up a first down with an eight-yard rush up the middle. Three plays later, Harris found Golden on a two-yard slant for a TD. The ball was deflected up in the air and Golden plucked it and landed both feet in endzone before crossing the back boundary. The drive covered 53 yards in nine plays, with James Chandler's PAT putting the Buffs ahead, 14-3 with 1:28 to play in the first stanza.

The Buffs received a break early in the second quarter, when a Harris pass was tipped and intercepted inside the Buffs 20 by Brian Johnson, but the RiverHawks were whistled for roughing the passer. Two plays later, Harris connected with Golden for 44 yards on a post pattern, moving WT to the NSU 30 yard line. On second-and-five, Flemming broke through the line and rambled 25 yards for the score. Chandler's kick elevated the Buffs' lead to 21-3 with 12:14 remaining in the second quarter.

On NSU's ensuing possession, Buff CB Tae Evans picked off a Woody Wilson pass at the NSU 28 and returned it to the NSU three yard line. On the next play, Flemming rushed up the middle for his third TD of the game, pushing the Buffs' lead to 28-3.

The RiverHawk's then put trickery to good use, as WR Jarrett Beal took a pitch on a reverse, pulled up and found Ben Randle wide open at the five yard line. Randle caught the soft toss and went untouched into the endzone for a 29-yard score, closing the margin to 28-10 with 8:37 to play in the first half.

It didn't take the Buffs' long to retaliate. Three plays into the Buffs' next drive, Harris found Golden on another post pattern, this one going for 48 yards and a TD, pushing WT's lead to 35-10 with 7:34 to play in the second quarter.

The Buffs scored again on their next drive when Harris lofted one over the shoulder of Tyson Williams for a 33-yard touchdown. The score, the Buffs' third passing touchdown, made the score WT 42, NSU 10.

Tanner Marsh came on to direct the Buffs' offense in the second half, and picked up right where Harris left off. He completed six-of-seven passes as he guided the Buffs on an 11-play, 94 yard drive which culminated in Marsh hitting Golden in stride for a 40-yard TD. Todd Phillips' PAT boosted the Buffs' lead to 49-10 with 8:22 to play in the third quarter.

Marsh keyed the next Buffs' drive, completing four consecutive passes, then scrambling 28 yards to the NSU 16. Following a sack by NSU's Laquantum McDonald, the Buffs' settled for a 30-yard Phillips field goal, going ahead, 52-10 with 3:27 to play in the third. That score would stand as the teams headed to the fourth quarter.

The following drive saw the Buffs mount another scoring drive, with Marsh hitting Martin on a seven yard slant route to put the Buffs up, 59-10. NSU came back with a scoring drive which culminated in a 19-yard pass from Pat Cook to Ben Randle, closing the margin to 59-17 with 8:56 remaining.

Tevin Mitchell tallied the Buffs' final TD of the night, taking a swing pass around left end for 17 yards and his first career touchdown to make the score 66-17.

WEST TEXAS A&M	14	28	10	14	- 66
NORTHEASTERN STATE	3	7	0	3	- 23

Statistics	WTAMU	NSU
First Downs	30	16
Rushing (Att./Yds.)	31-165	29-33
Passing (C/Att./Int.)	38-49-3	21-37-1
Passing Yardage	464	226
Total Offense	629	259
Avg. Gain Per Play	7.9	3.9
Fumbles/ Lost	1-0	0-0
Punting (No./Avg.)	1-51.0	8-42.1
Punt Returns (No./Yds.)	3-2	0-0
Kickoff Returns (No./Yds.)	3-34	9-149
Penalties/ Yards	4-40	7-74
Time of Possession	33:16	26:44
Third Down Conversions	11-14	3-16
Sacks By/ Yds. Lost	5-26	3-23

INDIVIDUAL STATISTICS

RUSHING (ATT-YDS-TDS)

WTAMU - 31-165-3; Flemming 13-110-3, Marsh 5-31-0, Flores 6-22-0, Jones 3-9-0, Mitchell 2-6-0
TEAM 1-(-2)-0, Harris 1-(-11)-0. **NSU** - 29-33-0; Elmer 11-24-0, Wilson 2-14-0, Cook 5-13-0, McKinney 5-2-0, Lewis 1-(-1)-0, Davis 5-(-19)-0.

PASSING (C-ATT-INT., YDS., TDS)

WTAMU - 38-49-2, 464, 6; Harris 19-25-2, 262, 3, Marsh 19-24-0, 202, 3; **NSU** - 21-37-1, 226, 1; Davis 11-19-1, 61, 0, Cook 9-17-0, 136, 2, Beal 1-1-0, 29, 1.

RECEIVING (REC.-YDS.-TDS)

WTAMU - 38-464-6; Williams 9-86-1, Golden 7-178-3, Burton 5-42-0, Martin 4-50-1, Watson 4-39-0, Flemming 4-26-0, Cutsinger 3-20-0, Mitchell 1-17-1, Knowlton 1-6-0. **NSU** - 21-226-3; Victorian 7-76-0, Randle 3-50-2, McVay 3-27-1, Beal 3-23-0, Ishmael 2-17-0, Pittman 1-11-0, Donohue 1-11-0, Stelly 1-11-0.



2009 GAME RECAPS - GAME II

#19 TARLETON STATE AT #9 WEST TEXAS A&M

SATURDAY, NOVEMBER 7, 2009 • MEMORIAL STADIUM • STEPHENVILLE, TEXAS • (7,038)

WT earns share of LSC South crown

STEPHENVILLE, Texas - Five weeks ago, with the Buffs reeling after a 1-5 start, West Texas A&M head coach Don Carthel commented that he just wanted the Buffaloes' final game against Tarleton State to be meaningful.

Was it ever.

With the LSC South Division title on the line, WTAMU rose to the occasion, dealing Tarleton State a fifth-consecutive regular-season-ending defeat as they downed the Texans, 49-35, Saturday night at Memorial Stadium in Stephenville, Texas. In doing so, they clinched a tie for the LSC South Championship.

WT's point total was the most allowed by Tarleton State since giving up 51 in the 2008 season finale, a 51-0 Buffalo victory.

The Buffs' initial drive started at their own 10 yard line. After a first down pass lost seven yards, knocking them back to their own three, the Buffs proceeded to march downfield. Mixing the run and the pass, WT went 97 yards, with Keithon Flemming running it in from four yards out to put WT on the board, with James Chandler's PAT giving WT a 7-0 lead.

The drive, which saw Buff quarterback Taylor Harris complete each of his five passes, consumed 6:23, their longest time-consuming drive of the year.

Tarleton State wasted little time in retaliating. A 55-yard pass from Scott Grantham to Jahmeel Hobson moved the Texans inside the Buff five yard line. Three plays later, Keith Demby went over the left side of the line for the game-tying score.

The Buffs second drive ended at the TSU 30, when Tyson Williams caught a Harris pass, but TSU back McNeal Uwajeh forced a fumble, which teammate Jeremy Sifford recovered. The Buffs forced a Tarleton punt, which was downed at the WT two-yard line. On second and four from their own eight, Harris hit Brittan Golden on an inside screen. Golden broke several tackles and went 92 yards for the touchdown. The completion was Harris' 14th consecutive completion and put the Buffs ahead, 14-7, with 1:54 to play in the first quarter.

A 10-yard pass from Harris to Josephius Martin, a 10 yard Flemming run and a 32 yard catch-and-run by Flemming moved the ball to the four. Three plays later, facing third-and-goal, Harris was deflected and picked off at the TSU one yard line by Texan linebacker Matt Knicky, who returned it to the two.

The pass, Harris' 18th attempt, was his first incompleting, and, to that point the WT offense had amassed 295 yards in total offense.

TSU's Grantham would find Hobson in the right corner for a TD. Garrett Lindholm's PAT tied the score, 14-14, with :43 seconds remaining in the first half.

Kicking off to open the second half, WT penned Tarleton State at its own 10-yard line. The Buff defense again held fast, forcing a Texan punt from its own 16-yard line.

The Buffs received a big break when, after they punted back to Tarleton. Texan return man Devin Guinn fumbled the punt and WT's Curtis Slater pounced on the loose ball at the TSU 15.

Three snaps later, Fleming dove over the middle to put the Buffs ahead, 21-14, with 11:22 to play in the third quarter.

On WT's next possession, starting from their own 10, Flemming gained 24 yards on three rushes before Harris hit a streaking Williams on a slant for another 21 yards, moving the ball to the WT 42. An inside screen to Golden went the distance, as the Denver City native outraced a slew of Texans to the endzone, putting the Buffs on top, 28-14.

A Roderick Smith six-yard run was followed by Grantham being called for intentional grounding, moving the ball back into TSU territory at the Tarleton State 44. On third-and-18, Grantham, under heavy pressure, threw incomplete forcing another Texan punt.

Bryan Braman raced in and blocked the punt, with the ball rolling out of bounds at the TSU 25. A pair of false start calls moved the Buffs back to the TSU 35 before they'd ever snapped the ball. That only gave the Buffs more room to play, as on first down, Harris found Stephen Burton on a post route for a 35-yard TD, boosting the lead to 35-14.

Tarleton answered with a touchdown of their own, as Grantham tossed a lateral to Demby, who pulled up and lofted a perfect spiral downfield to a wide open Guinn for a 51-yard TD, narrowing the Buffs' lead to 35-21.

The WT offensive circus continued. After Flemming rushed 11 yards on first down, Harris tossed a receiver screen to Burton, who raced 42 yards to the Tarleton seven-yard line. Four plays later, on fourth-and one, Flemming bulled off right tackle for the touchdown, boosting WT's lead to 42-12, with 1:09 still left in the third quarter.

A 48-yard catch and run by Tarleton's Hobson to open the fourth quarter moved the ball to the WT eight, keeping the Texans hopes alive. TSU drove for a TD, with Demby running in from three yards out, making the score WT 42, TSU 28, with 12:26 remaining.

Tarleton struck again not three minutes later, when Grantham hit Guinn in the left side of the endzone.

Suddenly, it was a seven point WT lead, 42-35, with 9:33 still to be played.

The Buffs responded, going 79 yards in seven plays, with Harris hitting a wide-open Williams for a 21-yard TD, increasing WT's lead to 14 at 49-35. From that point, the Buffs would shut down the Texan's over their final two drives, securing the regular season-ending victory.

WEST TEXAS A&M 14 0 28 7 - 49

TARLETON STATE 7 7 7 14 - 35

Statistics	WTAMU	TSU
First Downs	25	22
Rushing (Att./Yds.)	34-99	27-68
Passing (C/Att./Int.)	31-38-1	21-43-1
Passing Yardage	536	375
Total Offense	635	443
Avg. Gain Per Play	8.8	6.3
Fumbles/ Lost	1-1	1-1
Punting (No./Avg.)	3-42.3	6-30.7
Punt Returns (No./Yds.)	3-127	6-184
Kickoff Returns (No./Yds.)	4-39	7-95
Penalties/ Yards	14-157	6-45
Time of Possession	32:58	27:02
Third Down Conversions	3-9	6-16
Sacks By/ Yds. Lost	1-9	1-14

INDIVIDUAL STATISTICS

RUSHING (ATT-YDS-TDS)

WTAMU - 34-99-3; Flemming 23-108-3, Thompson 4-28-0, Harris 2-(-15)-0, TEAM 5-(-22)-0.

TSU - 27-68-2; Robertson 9-49-0, Smith 12-28-0, Demby 2-5-2, Grantham 3-4-0, TEAM 1-(-18)-0.

PASSING (C-ATT-INT., YDS., TDS)

WTAMU - 31-38-1, 536, 4; Harris 31-38-1, 536, 4; **TSU** - 21-43-1, 375, 3; Grantham 19-39-1, 317, 2, Luker 1-3-0, 7, 0, Demby 1-1-0, 51, 1.

RECEIVING (REC-YDS-TDS)

WTAMU - 31-536-4; Williams 8-148-1, Flemming 8-73-0, Golden 6-201-2, Burton 4-74-1, Martin 4-25-0, Thompson 1-15-0; **TSU** - 21-43-1; Guinn 8-161-2, Hobson 3-109-1, Ragon 3-46-0, Demby 3-29-0, Buckingham 3-26-0, Peschke 1-4-0.



2009 GAME RECAPS - GAME 12

WEST TEXAS A&M VS. NEBRASKA-OMAHA • LOWER KANZA BOWL
SATURDAY, DECEMBER 5, 2009 • HUMMER SPORTS PARK • TOPEKA, KAN. • (3,032)



Bufs record remains unblemished in bowl games

TOPEKA, Kan. - West Texas A&M kept their bowl record unblemished in defeating Nebraska-Omaha, 31-25 Saturday afternoon in the inaugural Lower Kanza Bowl, played at Hummer Sports Park in Topeka, Kansas.

The Bufs are now 5-0 in post-season bowl games, with this being their first-such appearance since 1967. The win, the Bufs' sixth-consecutive victory, gives WTAMU a 7-5 overall record, while UNO ends the season at 7-5 overall.

After holding the Mavericks on their first possession, the Buff offense showed it's ability to move the ball on its initial possession. With a stiff southwesterly wind at their backs, Taylor Harris completed a 43-yard pass to Stephen Burton to moved WT inside the UNO five-yard line. However, four plays later, Keithon Flemming was stopped inside the one-yard line, giving UNO possession.

Defense continued to play a part. With the Mavs' facing fourth and inches from their own 36, WT defensive tackle Broderick Marshall stood Terrell Levi up in the backfield, giving the ball back to WT. On first down, Harris again hit Burton, this time for 35 yards to the one yard line.

On first down, Flemming went around right end for the score, putting the Bufs ahead, 7-0, with 4:35 to play in the first quarter.

That score stood into the second quarter, where, with the wind now at their backs, the Mavs began moving the football. An 18-yard completion from Greg Wunderlich to Adol Overstreete moved the ball to the WT 15. The Buff defense held, forcing UNO's Greg Zuerlein to kick a 33-yard field goal.

The Bufs gave UNO field position when a Tim Cowdrey punt netted just seven yards. However, WT again held, forcing Zuerlein to boot another field goal, this one from 52-yards to make the score 7-6 with 11:32 to play in the first half.

Curtis Slater halted the Mavs' next drive, stepping in front of a Wunderlich pass at the WT 43. The Bufs couldn't move the ball and Cowdrey again had to punt into the wind, this one travelling just 15 yards.

Again, the Mavs moved inside the WT red zone. And, again, the Bufs stood tall. An errant pitch on third down from Wunderlich to Duane Bowen resulted in a four-yard loss, resulting in Zuerlein again kicking a field goal, this one from 27 yards out. The score gave UNO its first lead, 9-7, with

1:55 to play in the half.

The Bufs struck back. With the ball at the WT 43, Harris hit Brittan Golden in stride, with Golden carrying the ball to the UNO 15 with 4.2 seconds remaining. Chandler's 32 yard field goal, with time expiring, sent the teams into the locker room with WT ahead, 10-7.

WT took possession to start the second half, facing into the stiff wind. On the first play from scrimmage, UNO's Kyle Moore stepped in front of a Harris pass and returned it 23 yards for a touchdown, putting the Mavs' back on top, 16-10, with just nine seconds elapsed in the half.

On the Bufs' next possession, Harris may have made the play of the game. Eluding an intense rush at the WT 31, Harris scrambled to his right, then cut left, pulled up and hit Golden racing down the left sideline to the UNO 42. A post-play facemask call against UNO moved the ball to the UNO 28 yard line. Two plays later, Tyson Williams took a reverse around left end for 15 yards and a TD, putting WT back on top, 17-16.

Two key plays led to the Bufs next score. A Zuerlein 54-yard field goal attempt was blocked by WT's Broderick Marshall. Curtis Jefferson returned the ball to the UNO 38. On first down, Harris hit Flemming with a screen that turned into a 38-yard TD to put WT up, 24-16.

Again the Buff defense stepped up. A Harry Small sack of Wunderlich led to another third-quarter UNO punt, but UNO turned the tables when Micah Fisher picked off a Harris pass to regain possession for the Mavs near midfield.

The Mavs took advantage. A Wunderlich pass was tipped by Buff corner Caleb Randolph, falling into the hands of receiver Tyler Oberembt for a first down to the WT 34. Again, the Bufs thwarted the drive as Aaron Wampler sacked Wunderlich to end the half.

The Bufs couldn't move the ball and were forced to punt from their own endzone. Cowdrey's punt carried to the 46, where UNO took possession. The Mavs moved to the WT 27, where on fourth-and-four, Wunderlich found TE Mike Higgins wide open on the right flat for a first down to the WT two yard line. Bowen rushed in over the middle for the TD, but Wunderlich's two-point conversion attempt was off the mark, leaving the scored 24-22, with 9:24 to play.

Jeremy Watson returned the kickoff to the UNO 42 yard line and four plays later, Harris hit Golden on a post pattern with a 38-yard TD strike to extend the Bufs' lead to 31-22 with 8:34 remaining.

A 40-yard Zuerlein field goal cut the gap to 31-25 with 2:58 to play.

UNO had one final chance, taking possession with 1:50 remaining, but the Bufs' again held strong. A last-ditch Wunderlich attempt fell incomplete with 37 seconds remaining to seal the WT win.

WEST TEXAS A&M	7	3	14	7	- 31
NEBRASKA-OMAHA	0	9	7	9	- 25

Statistics	WTAMU	UNO
First Downs	14	22
Rushing (Att./Yds.)	19-70	48-115
Passing (C/Att./Int.)	15-29-2	26-44-1
Passing Yardage	282	252
Total Offense	352	367
Avg. Gain Per Play	7.3	4.0
Fumbles/ Lost	0-0	2-0
Punting (No./Avg.)	6-31.0	4-38.5
Punt Returns (No./Yds.)	2-11.5	1-0.0
Kickoff Returns (No./Yds.)	4-82	1-16
Penalties/ Yards	1-10	3-29
Time of Possession	16:50	43:10
Third Down Conversions	2-9	6-21
Sacks By/ Yds. Lost	4-40	0-0

INDIVIDUAL STATISTICS

RUSHING (ATT-YDS-TDS)

WTAMU - 19-76-2; Flemming 14-42-1, Williams 1-15-1, Thompson 2-10-0, Harris 1-5-0, TEAM 1-(-2)-0. **UNO** - 48-115-1; Terrell 28-84-0, Hawthorne, 5-39-0, Bowen 10-27-1, Wunderlich 5-(-35)-0.

PASSING (C-ATT-INT., YDS., TDS)

WTAMU - 15-29-2, 282, 2; Harris 15-29-2, 282, 2; **UNO** - 26-44-1, 252, 0; Wunderlich 26-44-1, 252, 0.

RECEIVING (REC.-YDS.-TDS)

WTAMU - 15-282-2; Golden 5-119-1, Burton 3-82-0, Flemming 3-55-1, Williams 3-15-0, Randolph 1-11-0; **UNO** - 26-252-0; Higgins 7-78-0, Coleman 5-43-0, Overstreet 3-32-0, Wells 3-28-0, Bowen 3-(-2)-0, Oberembt 2-23-0, Miller 2-23-0, Konicek 1-18-0.



LONE STAR CONFERENCE

Long known as a leader in intercollegiate athletics, the Lone Star Conference (LSC) is an innovative athletics conference which aims to provide a first-class competitive experience for member institutions and to allow for comprehensive development of student-athletes through academic services and life skills programming. The LSC continues to build upon its proud history while developing into one of NCAA Division II's most successful conferences.

The league's mission is to foster student participation and success among member institutions in Division II intercollegiate athletics as an integral part of each institution's total educational program. The LSC pursues student-athlete development with highest regard to the principles of academic excellence, sportsmanship, ethical conduct, resourcefulness, community service, gender equity, and diversity.

The LSC - founded on April 25, 1931 - has grown from a five-team conference of Texas-based schools to a 16-member league that spans three states (Texas, Oklahoma and New Mexico). The conference membership recently expanded by adding the University of the Incarnate Word in July 2010. The league continues to assist its member institutions in the maintenance of intercollegiate athletic programs that are compatible with the highest standards of education and competitive sports.

Throughout the league's 79-year history, various institutions have competed under the LSC banner. Today, only Texas A&M University-Commerce (then East Texas State) remains from the original group that was formed in 1931 when North Texas State, Southwest Texas State, Sam Houston State and Stephen F. Austin withdrew from the old Texas Intercollegiate Athletic Association.

The membership alignment has changed over the years, with current members having been added in each of the past five decades. Texas A&M-Kingsville (formerly Texas A&I) joined in 1954, followed by Angelo State in 1968 and Abilene Christian in 1973.

Conference membership remained within the Texas borders until 1984 when Eastern New Mexico was admitted. Since then, the LSC has grown to include members from Arkansas and Oklahoma.

Central Oklahoma (1987) and Cameron (1988, 1996) were the next additions in the LSC's expansion phase, while Texas



Woman's (1989) and previous members West Texas A&M (1986, 1993) and Tarleton State (1968, 1994) joined the league soon after.

Midwestern State was admitted early in 1995, and the league grew again later that year with the acceptance of four more Oklahoma schools - East Central, Northeastern State, Southeastern Oklahoma and Southwestern Oklahoma - along with Harding and Ouachita Baptist from Arkansas.

That brought the league membership to 17, but Harding and OBU departed the conference after the 1999-2000 academic year, while UIW was added in 2010 to bring about the LSC's current look.

Other past members of the LSC include Trinity, Houston, Lamar, Howard Payne, Sul Ross State and McMurry.

Beginning with the 1997-98 academic year, the league was formed into two divisions - North and South - in football, volleyball, basketball, baseball and softball. Divisional champions are crowned according to results among division teams, with an overall league champion also being decided either by crossover games or a postseason championship tournament. Volleyball and baseball returned to playing without divisions in 2007-08, making this the fourth straight year for division play to be utilized in only football, basketball and softball.

While the LSC has maintained a long-standing tradition of competitive athletic programs for its members, many teams and individuals have gone on to distinguish themselves on the national stage. Entering 2010-11, LSC member institutions have collected more than 100 team national championships, including 72 in NCAA Division II. Angelo State provided the most recent addition to that total, claiming the women's track and field championship this past spring.

The LSC conducts conference championships in 16 sports (eight men and eight women). Men's championships include football, soccer, cross country, basketball, baseball, track and field, tennis and golf. Women's titles are determined in volleyball, soccer, cross country, basketball, softball, track and field, tennis and golf.

The conference office is located in Richardson, Texas, a northern suburb of Dallas. Stan Wagnon serves as Commissioner, with assistance from Jay Poerner (Compliance) and Melanie Robotham (Media Relations).

LSC FOOTBALL TITLES

1982	Southwest Texas
1983	East Texas, SW Texas
1984	Angelo State
1985	Texas A&I
1986	West Texas State
1987	Angelo St., Texas A&I
1988	Texas A&I
1989	Texas A&I
1990	East Texas State
1991	Eastern New Mexico
1992	Texas A&I
1993	Texas A&M-Kingsville
1994	Texas A&M-Kingsville
1995	Texas A&M-Kingsville
1996	Texas A&M-Kingsville
1997	Texas A&M-Kingsville
1998	Central Oklahoma
1999	Northeastern St., Southeastern Okla., Central Okla.
2000	Northeastern State
2001	Texas A&M-Kingsville, Tarleton State
2002	Texas A&M-Kingsville
2003	Texas A&M-Kingsville
2004	Texas A&M-Kingsville
2005	West Texas A&M
2006	West Texas A&M
2007	West Texas A&M
2008	Abilene Christian
2009	Tarleton State, Midwestern State, Texas A&M-Kingsville

LSC FOOTBALL CHAMPIONSHIPS BY SCHOOL

(Current LSC Members)

Texas A&M-Kingsville (Texas A&I)	27
Texas A&M-Commerce (East Texas St.)	20
West Texas A&M (West Texas State)	4
Angelo State	3
Abilene Christian	3
Central Oklahoma	2
Northeastern State	2
Tarleton State	2
Eastern New Mexico	1
Midwestern State	1
Southeastern Oklahoma	1

2009 LSC SOUTH HONORS

LSC South - First-Team Offense

QB	Zack Eskridge - Midwestern State
RB	Fred Winborn - Texas A&M-Kingsville
RB	Keithon Flemming - West Texas A&M
FB	Justin Andrews - Abilene Christian
WR	Andy Tanner - Midwestern State
WR	Devin Guinn - Tarleton State
WR	Jesse Poku - Eastern New Mexico
WR	Edmund Gates - Abilene Christian
TE	J.J. Ford - Midwestern State
OG	Royland Tubbs - Abilene Christian
OG	Markeith Wesley - TAMU-Kingsville
OT	Tony Washington - Abilene Christian
OT	J'Marcus Webb - West Texas A&M
C	Lance Calloway - Midwestern State
PK	Garrett Lindholm - Tarleton State
RS	Kendrick Johnson - Abilene Christian
RS	EJ Leblanc - Texas A&M-Kingsville

Co-Offensive Back of the Year:

Zack Eskridge - Midwestern State
Keithon Flemming - West Texas A&M

Receiver of the Year:

Andy Tanner - Midwestern State

Offensive Lineman of the Year:

Tony Washington - Abilene Christian

LSC South - First-Team Defense

DT	Marvin Jones - Abilene Christian
DT	Sharod Basey - Midwestern State
DT	Broderick Marshall - West Texas A&M
DE	Aaron Whiteside - Abilene Christian
DE	Eugene Sims - West Texas A&M
ILB	Kevin Washington - Abilene Christian
ILB	Marcus Phillips - Tarleton State
OLB	Bryan Braman - West Texas A&M
OLB	Courtney Lane - Abilene Christian
CB	Micah Hill - Midwestern State
CB	Tae Evans - West Texas A&M
S	Tony Harp - Abilene Christian
S	Lonnie Buchanan - Tarleton State
S	Danny Jackson - Midwestern State
S	Curtis Jefferson - West Texas A&M
P	Kyle Hopf - Tarleton State
DS	Kyle Piercefield - Tarleton State

Co-Defensive Back of the Year:

Tony Harp - Abilene Christian
Micah Hill - Midwestern State

Defensive Linemen of the Year:

Eugene Sims - West Texas A&M

Linebacker of the Year:

Marcus Phillips - Tarleton State

Freshman of the Year:

Dakarai Pecikonis - Angelo State

Coach of the Year:

Chris Thomsen - Abilene Christian
Bill Maskill - Midwestern State
Dale Carr - Angelo State

WTAMU Second Team Selections

Jon Ioane OG Sr.
James Chandler PK Sr.

WTAMU Honorable Mention Selections

Taylor Harris QB Jr.
Anthony Scott ILB Jr.
Jordan Smith S Fr.



LONE STAR CONFERENCE RECORDS

TEAM (SINGLE GAME)

RUSHING ATTEMPTS: 96, Texas A&I vs. Angelo State, 1982
RUSHING YARDS: 586, SW Texas vs. Prairie View, 1978
PASSING ATTEMPTS: 95, Eastern New Mexico vs. Southeastern Oklahoma, 2009
PASS COMPLETIONS: 64, Eastern New Mexico vs. Southeastern Oklahoma, 2009
PASSING YARDS: 695, Eastern New Mexico vs. Southeastern Oklahoma, 2009
PASSING TOUCHDOWNS: 7, West Texas St. vs. Texas A&I, 1986; West Texas A&M at Adams State, 2007; East Central vs. Angelo State, 2007; West Texas A&M at Abilene Christian, Nov. 22, 2008
TOTAL PLAYS: 121, Eastern New Mexico vs. Southeastern Oklahoma, 2009
TOTAL YARDS: 810, Abilene Christian vs. West Texas A&M, Nov. 22, 2008
PUNT RETURNS: 12, East Texas State vs. North Texas, 1933
PUNT RETURN YARDS: 224, Angelo State vs. McMurry, 1969
KICK RETURNS: 13, East Texas State vs. Arkansas State, 1987
KICK RET. YARDS: 304, Texas A&M-Kingsville vs. West Texas A&M, 2008
PUNTS: 32, Sam Houston vs. East Texas State, 1946
PUNTING YARDS: 1,203, Sam Houston vs. East Texas State, 1946
PUNTS (both teams): 63, Sam Houston vs. East Texas State, 1946
PUNTING YARDS (both teams): 2,390, Sam Houston vs. East Texas State, 1946
POINTS: 93, Abilene Christian vs. West Texas A&M, Nov. 22, 2008
KICKING POINTS: 21, Eastern New Mexico vs. Southeastern Oklahoma, 2009
TOUCHDOWNS: 13, Abilene Christian vs. West Texas A&M, Nov. 22, 2008
PATs: 11, West Texas A&M vs. N.M. Highlands, 2005; Abilene Christian vs. West Texas A&M, Nov. 22, 2008
PAT ATTEMPTS: 12, East Texas State vs. Northwestern Okla., 1953; West Texas A&M vs. NM Highlands, 2005
FIELD GOALS: 6, Eastern New Mexico vs. Southeastern Oklahoma, 2009
FIELD GOALS ATTEMPTED: 7, Eastern New Mexico vs. Southeastern Oklahoma, 2009
INTERCEPTIONS: 9, Stephen F. Austin vs. Sam Houston, 1949
INT. RETURN YARDS: 188, Abilene Christian vs. Stephen F. Austin, 1982
ATTENDANCE: 23,276, Eastern New Mexico at West Texas A&M, 2007
FEWEST CARRIES ALLOWED: 12, Texas A&I vs. Tarleton, 1970; Texas A&M-Commerce vs. West Texas A&M, 2005; Northeastern State vs. West Texas A&M, 2006
FEWEST RUSHING YARDS ALLOWED: Minus-77, McMurry vs. Abilene Christian, 1968
FEWEST TOTAL YARDS ALLOWED: Minus-38, Tarleton State vs. Baptist Christian, 1974
FEWEST PASS COMPLETIONS ALLOWED: 0, East Texas State vs. Sam Houston, 1946; Sam Houston vs. East Texas State, 1946; Howard Payne vs. East Central, 1959; Southwest Texas vs. Texas Lutheran, 1965; Howard Payne vs. Texas A&I, 1959; Southwest Texas vs. Howard Payne, 1965; Stephen F. Austin vs. NW Louisiana, 1971; East Texas State vs. Angelo State, 1971; Texas A&I vs. Southwest Texas, 1974; Texas A&I vs. Livingston, 1978; Sam Houston vs. Stephen F. Austin, 1980; Texas A&I vs. Howard Payne, 1986; Cameron vs. Central State (Okla.), 1988; Cameron vs. Texas A&I, 1990; East Texas State vs. Henderson, 1993; Eastern New Mexico vs. Texas A&M-Kingsville, 1999; Southwestern Oklahoma vs. Texas A&M Commerce, 2006; Angelo State vs. Eastern New Mexico, 2007; Abilene Christian vs. Eastern New Mexico, 2007; Northeastern State at Eastern New Mexico, 2007
FEWEST PASSING YARDS ALLOWED: 0, All games above and Angelo State vs. Central St. (Okla.), 1973; Southwestern Okla. vs. Okla. Panhandle State, 2001; Midwestern State vs. Western N.M., 2001; Southwestern Oklahoma vs. Texas A&M Commerce, 2006; Angelo State vs. Eastern New Mexico, 2007; Abilene Christian vs. Eastern New Mexico, 2007; Northeastern State at Eastern New Mexico, 2007
FEWEST TOTAL PLAYS ALLOWED: 30, Howard Payne vs. Stephen F. Austin, 1959

TEAM (SEASON)

RUSHING ATTEMPTS: 689, Texas A&I, 1986
RUSHING YARDS: 4,342, Texas A&I, 1986
RUSHING YARDS PER GAME: 395.2, Texas A&I, 1986
PASSING ATTEMPTS: 749, Eastern New Mexico, 2009
PASS COMPLETIONS: 460, Eastern New Mexico, 2009
PASS COMPLETIONS PER GAME: 41.8, Eastern New Mexico, 2009
PASS COMPLETION PERCENTAGE: .718 (249-347), Midwestern State, 2009
PASSING YARDS: 5,155, West Texas A&M, 2007
PASSING YARDS PER GAME: 448, Eastern New Mexico, 2009
PASSING TOUCHDOWNS: 51, West Texas A&M, 2007
TOTAL PLAYS: 1,028, Eastern New Mexico, 2009
TOTAL YARDS: 7,082, Abilene Christian, 2007
TOTAL YARDS PER GAME: 569.9, Texas A&I, 1976
POINTS: 639, Abilene Christian, 2007
POINTS PER GAME: 52.3, Abilene Christian, 2008
KICKING POINTS: 118, Abilene Christian, 2008
PUNTS: 92, Stephen F. Austin, 1978
PUNTING YARDS: 3,630, East Texas State, 1986

WINS: 14, Angelo State, 1978; Southwest Texas, 1982
LONGEST WIN STREAK: 42, Texas A&I, 1973-77
LONGEST UNDEFEATED STREAK: 46, Texas A&I, 1973-77
FEWEST CARRIES ALLOWED: 289, Texas A&M Commerce, 2006
FEWEST RUSHING YARDS ALLOWED: 485, East Texas State, 1952
FEWEST RUSH. YARDS ALLOWED/GAME: 48.5, East Texas St., 1952
FEWEST PASS COMPLETIONS ALLOWED: 35, Sam Houston, 1956
FEWEST PASSING YARDS ALLOWED: 443, Sam Houston, 1956
FEWEST PASS. YARDS ALLOWED/GAME: 49.2, Sam Houston, 1956
FEWEST PLAYS ALLOWED: 427, Lamar, 1958
FEWEST TOTAL YARDS ALLOWED: 1,329, Sam Houston, 1956, 1964
FEWEST TOTAL YARDS ALLOWED/GAME: 147.7, Sam Houston, 1956
FEWEST POINTS ALLOWED: 34, Southwest Texas, 1948
INTERCEPTIONS: 37, Texas A&I, 1970
TURNOVERS: 52, East Texas State, 1990
TURNOVERS PER GAME: 4.7, East Texas State, 1990

INDIVIDUAL (CAREER)

RUSHING ATTEMPTS: 885, Johnny Bailey, Texas A&I, 1986-89
RUSHING YARDS: 6,320, Johnny Bailey, Texas A&I, 1986-89
AVG. YARDS PER RUSH: 7.3, Larry Collins, Texas A&I, 1974-77 (8.4*, Bernard Scott, Abilene Christian, 2007-08)
AVG. YARDS PER GAME: 162.1, Johnny Bailey, Texas A&I, 1986-89 (172.8*, Bernard Scott, Abilene Christian, 2007-08)
MOST 100-YARD GAMES: 36, Johnny Bailey, Texas A&I, 1986-89
MOST 200-YARD GAMES: 13, Johnny Bailey, Texas A&I, 1986-89
PASSING ATTEMPTS: 1,320, Billy Malone, Abilene Christian, 2005-08
PASS COMPLETIONS: 818, Billy Malone, Abilene Christian, 2005-08
PASS COMPLETION PCT.: .675, Keith Null, West Texas A&M, 2005-08
PASSING YARDS: 12,012, Billy Malone, Abilene Christian, 2005-08
PASSING YARDS PER GAME: 305.3, Keith Null, West Texas A&M, 2005-08
PASSING TOUCHDOWNS: 114, Billy Malone, Abilene Christian, 2005-08
TOTAL PLAYS: 1,821, Ned Cox, Angelo State, 1983-86
TOTAL YARDS: 12,080, Billy Malone, Abilene Christian, 2005-08
TOTAL YARDS PER GAME: 298.5, Keith Null, West Texas A&M, 2005-08
RECEPTIONS: 244, Charly Martin, West Texas A&M, 2004-08
RECEIVING YARDS: 4,108, Charly Martin, West Texas A&M, 2004-08
RECEIVING YARDS PER GAME: 97.8, Charly Martin, West Texas A&M, 2004-08
RECEIVING YARDS PER CATCH: 23.2, Romar Crenshaw, Southeastern Oklahoma, 2000-03
RECEIVING TOUCHDOWNS: 45, Charly Martin, West Texas A&M, 2004-08
PUNTING AVERAGE: 43.2, Bill Dement, Angelo State, 1968-71
PUNT RETURN YARDS: 1,212, Larry Pullin, Texas A&I, 1965-68
PUNT RETURN AVG.: 18.5, Curtis Guyton, East Texas State, 1965-66
KICK RETURN YARDS: 1,517, Jerry Clement, Stephen F. Austin, 1962-65
KICK RETURN AVG.: 25.3, Jerry Clement, Stephen F. Austin, 1962-65
INTERCEPTIONS: 36, Alfredo Avila, Sul Ross, 1963-66
INTERCEPTION RETURN YARDS: 535, Aury Beamon, East Texas State, 1971-74
POINTS: 426, Johnny Bailey, Texas A&I, 1986-89 (438*, Bernard Scott, Abilene Christian, 2007-08)
TOUCHDOWNS: 70, Wilbert Montgomery, Abilene Christian, 1973-76; Johnny Bailey, Texas A&I, 1986-89 (73*, Bernard Scott, Abilene Christian, 2007-08)
PATs: 213, Matt Adams, Abilene Christian, 2005-08
PAT ATTEMPTS: 222, Matt Adams, Abilene Christian, 2005-08
CONSECUTIVE PATs: 76, Bryan Thompson, Angelo State, 1987-90
FIELD GOALS: 59, J.W. Boren, Tarleton State, 1999-2002 (att. 83)
FIELD GOAL ATTEMPTS: 84, Billy Watkins, East Texas State, 1990-93
CONSECUTIVE FGs: 24, Paul Williams, Tarleton State, 2004-present
KICKING POINTS: 339, Matt Adams, Abilene Christian, 2005-08
ALL-PURPOSE YARDS: 7,803, Johnny Bailey, Texas A&I, 1986-89

* Record vacated because of NCAA penalties.

Note: Texas A&I became Texas A&M-Kingsville in 1993; East Texas State became Texas A&M-Commerce in 1996; West Texas State became West Texas A&M in 1993, Central State became Central Oklahoma in 1991.

LONE STAR CONFERENCE RECORDS

INDIVIDUAL (SINGLE GAME)

RUSHING ATTEMPTS: 49, Kenneth Parks, East Texas State vs. Carson-Newman, 1972
RUSHING YARDS: 342, Carlton Booe, Northeastern State vs. Southeastern Oklahoma, 1998
PASSING ATTEMPTS: 94, JJ Harp, Eastern New Mexico vs Southeastern Oklahoma, Sep. 12, 2009
PASS COMPLETIONS: 64, JJ Harp, Eastern New Mexico vs Southeastern Oklahoma, Sep. 12, 2009
PASSING YARDS: 695, JJ Harp, Eastern New Mexico vs Southeastern Oklahoma, Sep. 12, 2009
PASSING TOUCHDOWNS: 7, Keith Null, West Texas A&M at Abilene Christian, Nov. 22, 2008
TOTAL PLAYS: 102, JJ Harp, Eastern New Mexico vs Southeastern Oklahoma, Sep. 12, 2009
TOTAL YARDS: 681, JJ Harp, Eastern New Mexico vs Southeastern Oklahoma, Sep. 12, 2009
RECEPTIONS: 15, Alester Givens, Tarleton St. vs. Midwestern St., 2001; Cory Sims, Texas A&M-Commerce vs. Midwestern St., 2002
RECEIVING YARDS: 323, Charly Martin, West Texas A&M at Abilene Christian, Nov. 22, 2008
RECEIVING TOUCHDOWNS: 5, Charly Martin, West Texas A&M at Abilene Christian, Nov. 22, 2008
PUNT RETURNS: 9, Gary Peoples, Southwest Texas vs. Howard Payne, 1981; Pinkey Hurley, Central State (Okla.) vs. Cal State-Northridge, 1990; Brian Lucas, Tarleton State vs. Abilene Christian, 1999; Brandon Smith, Central Oklahoma vs. Emporia State, 2007
PUNT RETURN YARDS: 224, Bobby Menchaca, Angelo State vs. McMurry, 1969
KICK RETURNS: 8, Sam Tarrant, East Texas State vs. Southwest Texas, 1979; Brandon Williams, Midwestern State at Abilene Christian, 2008.
KICK RETURN YARDS: 214, Steve Hinson, Eastern New Mexico vs. Central Oklahoma, 2001
ALL-PURPOSE YARDS: 409, Bernard Scott, Abilene Christian at West Texas A&M, Oct. 18, 2008
PUNTS: 32, Jan Jones, Sam Houston vs. East Texas State, 1946
PUNTING YARDS: 1,203, Jan Jones, Sam Houston vs. East Texas State, 1946
INTERCEPTIONS: 5, Alfredo Avila, Sul Ross vs. East Texas State, 1966
INTERCEPTION RETURN YARDS: 122, Autry Beamon, East Texas State vs. East Central, 1972
POINTS SCORED: 42, Bernard Scott, Abilene Christian vs. West Texas A&M, Nov. 22, 2008
TOUCHDOWNS: 7, Bernard Scott, Abilene Christian vs. West Texas A&M, Nov. 22, 2008
PATS: 11, Matt Adams, Abilene Christian vs. West Texas A&M, Nov. 22, 2008
PAT ATTEMPTS: 11, Jack Kyle, Sam Houston vs. Brooke Army, 1949 (made 9); Matt Adams, Abilene Christian vs. West Texas A&M, Nov. 22, 2008 (made 11).
FIELD GOALS: 6, Taylor Cannon, Eastern New Mexico vs Southeastern Oklahoma, Sep. 12, 2009
FIELD GOALS ATTEMPTED: 7, Taylor Cannon, Eastern New Mexico vs Southeastern Oklahoma, Sep. 12, 2009
POINTS SCORED KICKING: 21, Taylor Cannon, Eastern New Mexico vs. Southeastern Oklahoma, 2009

INDIVIDUAL (SEASON)

RUSHING ATTEMPTS: 317, Gerome Castleberry, East Central, 2002
RUSHING YARDS: 2,156, Bernard Scott, Abilene Christian, 2008 (2,165*, Bernard Scott, Abilene Christian, 2007)
RUSHING YARDS PER CARRY: 10.4, Clem Franks, Texas A&I, 1976
RUSHING YARDS PER GAME: 182.8, Johnny Bailey, Texas A&I, 1986
RUSHING TOUCHDOWNS: 28, Bernard Scott, Abilene Christian, 2008 (35*, Bernard Scott, Abilene Christian, 2007) MOST 100-YD RUSHING GAMES: 12, Bernard Scott, Abilene Christian, 2008
MOST 200-YD GAMES RUSHING: 5, Johnny Bailey, Texas A&I, 1986
PASSING ATTEMPTS: 647, JJ Harp, Eastern New Mexico 2009
PASS COMPLETIONS: 404, JJ Harp, Eastern New Mexico 2009
PASS COMPLETION PCT.: .715 (236-330), Zach Eskridge, Midwestern State, 2009
PASSING YARDS: 5,097, Keith Null, West Texas A&M, 2008
PASSING YARDS/GAME: 437.3, JJ Harp, Eastern New Mexico 2009
PASSING TOUCHDOWNS: 48, Keith Null, West Texas A&M, 2008
PASS COMPLETIONS PER GAME: 40.4, JJ Harp, Eastern New Mexico 2009
MOST 200-YARD GAMES PASSING: 13, Billy Malone, Abilene Christian, 2007; Keith Null, West Texas A&M, 2008
TOTAL PLAYS: 734, JJ Harp, Eastern New Mexico 2009
TOTAL YARDS: 4,976, Keith Null, West Texas A&M, 2008
TOTAL YARDS/GM: 436.7, JJ Harp, Eastern New Mexico 2009

RECEPTIONS: 95, Charly Martin, West Texas A&M, 2008
RECEIVING YARDS: 1,867, Charly Martin, West Texas A&M, 2008
RECEIVING YARDS PER GAME: 143.6, Charly Martin, West Texas A&M, 2008
RECEIVING TOUCHDOWNS: 22, Charly Martin, West Texas A&M, 2008
PUNT RETURNS: 35, Johnnie Jones, Central Oklahoma, 1998
PUNT RETURN YARDS: 526, Byron Shaw, Texas A&I, 1973
PUNT RETURN AVG.: 22.1, Curtis Guyton, East Texas State, 1965
KICK RETURNS: 34, T.J. Jones, Eastern New Mexico, 1996
KICK RETURN YARDS: 975, Jerome Hewitt, Southeastern Oklahoma, 2009
KICK RETURN AVG.: 38.0, David Hurst, East Texas State, 1949
PUNTS: 89, Rick Kinsey, Stephen F. Austin, 1978
PUNTING YARDS: 3,509, Dan Roberson, East Texas State, 1986
PUNTING AVG.: 46.8, Bill Huffman, Sul Ross, 1960
INTERCEPTIONS: 14, Alfredo Avila, Sul Ross, 1966
INT. RETURN YARDS: 318, Autry Beamon, East Texas State, 1972
POINTS: 204, Bernard Scott, Abilene Christian, 2008 (234*, Bernard Scott, Abilene Christian, 2007)
TOUCHDOWNS: 34, Bernard Scott, Abilene Christian, 2008 (39*, Bernard Scott, Abilene Christian, 2007)
PATS: 82, Matt Adams, Abilene Christian, 2007
PAT ATTEMPTS: 86, Matt Adams, Abilene Christian, 2007
CONSECUTIVE PATS: 46, Pete Cuva, Southeastern Oklahoma, 2004
FIELD GOALS: 18, Ha'a Bento, Texas A&M-Commerce, 2004
FIELD GOAL ATTEMPTS: 30, Jared Homer, Northeastern State, 2008
CONSECUTIVE FIELD GOALS: 15, Paul Williams, Tarleton State, 2005
FIELD GOAL ACCURACY: 100% (15-15) Paul Williams, Tarleton State, 2005
KICKING POINTS: 117, Matt Adams, Abilene Christian, 2008
ALL-PURPOSE YARDS: 2,982, Bernard Scott, Abilene Christian, 2008

INDIVIDUAL (LONGEST PLAYS)

LONGEST RUN: 99, JT Thompson, Eastern New Mexico vs. East Central, 2007; Keithon Flemming, West Texas A&M vs. Angelo State, 2007
LONGEST PASS: 99, Binky Ford to Frankie Reescano, Sam Houston vs. Howard Payne, 1980; Matt Morris to Casey Cowan, Texas A&M-Commerce vs. Midwestern State, 1997.
LONGEST PUNT RETURN: 100, Leonard Avery, Texas A&I vs. Slippery Rock, 1976; Marcus Bonner, Texas A&I vs. Northern Arizona, 1980; Justin Parson, Tarleton State vs. Central Oklahoma, 2003
LONGEST KICK RETURN: 100, Johnny Stovall, North Texas vs. Sam Houston, 1936; Bob Sloan, East Texas State vs. Midwestern State, 1950; Marvin Brown, East Texas State vs. Midwestern State, 1951; Gary Berry, East Texas State vs. Sam Houston, 1958; Dwight Harrison, Texas A&I vs. Southwest Texas, 1967; Wylie Turner, Angelo State vs. Sam Houston, 1976; Joe Ferris, Southwest Texas vs. Stephen F. Austin, 1980; Steve Parker, Abilene Christian vs. Angelo State, 1982; Rufus Smith, Eastern N.M. vs. Howard Payne, 1985; Darrell Whitaker, Eastern N.M. vs. N.M. Highlands, 1994; Jerome Lee, Angelo State vs. West Texas A&M, 1995; Norman Miller, Texas A&M-Kingsville vs. Portland State, 1995; Cliff Douglas, West Texas A&M vs. Southwestern Okla., 1996; Kareem Larrimore, West Texas A&M vs. Okla. Panhandle St., 1998; Derrick Foster, Texas A&M-Kingsville vs. Angelo St., 1999; Anthony Armstrong, West Texas A&M vs. Eastern N.M., 2003; Corey White, Eastern N.M. vs. Southwestern Okla., 2004; Kyle Fox, Angelo State vs. Western State, 2005; Justin Johnson, Abilene Christian vs. Eastern New Mexico, 2009
LONGEST INTERCEPTION RETURN: 100, Robby Robinett, Southwest Texas vs. Lamar, 1959; Richey Robertson, Stephen F. Austin vs. East Central, 1966; Byron Shaw, Texas A&I vs. Sul Ross, 1972; James Cross, Angelo St. vs. Sul Ross, 1974; Emmuel Thompson, Texas A&I vs. Central St. (Okla.), 1979; B. Tillman, Harding vs. Northeastern St., 1999; Tonmar Johnson, Eastern N.M. vs. Midwestern St., 1999; Justin Hibler, Eastern N.M. vs. Texas A&M-Kingsville, 2000; Fred Shaw, Central Okla. vs. Tarleton St., 2004
LONGEST PUNT: 89, Mark Bounds, West Texas State vs. Central State (Okla.), 1990
LONGEST FIELD GOAL: 69, Ove Johansson, Abilene Christian vs. East Texas State, 1976

LONE STAR CONFERENCE RECORDS

LSC ANNUAL RUSHING LEADER

2009	Fred Winborn, TAMU-K	1,295
2008	Bernard Scott, ACU	2,156
2007	Bernard Scott, ACU	2,165
2006	Daniel Polk, MSU	1,199
2005	Derrick Ross, TSU	1,512
2004	Derrick Ross, TSU	1,560
2003	Larry Williams, TAMUK	1,570
2002	Gerome Castleberry, ECU	1,379
2001	Gerome Castleberry, ECU	1,308
2000	DeWayne Miles, WTAMU	1,524
1999	Carlton Booe, NSU	1,370
1998	Reggie Donner, UCO	1,432
1997	Chris Pierson, Harding	1,299
1996	Jubarko Gaines, UCO	1,233
1995	Derrick Johnson, ENMU	1,265
1994	Joe Aska, UCO	1,629
1993	Tyrone Jones, UCO	1,108
1992	Tyrone Jones, UCO	1,075
1991	Landrum Hale, ENMU	1,098
1990	Andre Tucker, ENMU	965
1989	Johnny Bailey, TAMUK	1,269
1988	Johnny Bailey, TAMUK	1,442
1987	Johnny Bailey, TAMUK	1,598
1986	Johnny Bailey, TAMUK	2,011
1985	Heath Sherman, TAMUK	1,111
1984	Anthony Thomas, ACU	1,096
1983	Ricky Dirks, TAMUC	1,299
1982	Roger Wiley, SHSU	1,079
1981	Cary Noiel, TAMUC	1,307
1980	Anthony Jonson, ASU	1,003
1979	Paul Hood, SFA	1,332
1978	Jerry Aldridge, ASU	1,493
1977	Mike Richardson, TAMUC	1,095
1976	Larry Collins, TAMUK	1,185
1975	Aundra Thompson, TAMUC	1,976
1974	Don Hardeman, TAMUK	1,355
1973	Craig Powell, TAMUC	1,029
1972	Kenneth Parks, TAMUC	1,302
1971	Jerry Austin, ASU	1,199
1970	Jerry Austin, ASU	1,263
1969	Arthur James, TAMUC	1,334
1968	Arthur James, TAMUC	1,538
1967	Arthur James, TAMUC	963
1966	Danny Foust, Sul Ross	657
1965	Reece Morrison, SWT	919
1964	A.C. Lex, Sul Ross	657
1963	Jerry Clement, SFA	640
1962	Dee White, SWT	707
1961	Sid Blanks, TAMUK	609
1960	Sid Blanks, TAMUK	550
1959	Sam McCord, TAMUC	887
1958	George Jackson, SHSU	652
1957	Bob Nance, Lamar	658
1956	Bob Grisham, SHSU	706
1955	Bennie Boles, SHSU	906
1954	Norm Cash, Sul Ross	1,225
1953	Mac Moore, SHSU	793
1952	Don Bingham, Sul Ross	1,090
1951	Mac Moore, SHSU	1,014
1950	Charles Boyles, Sul Ross	1,036

LSC ANNUAL PASSING LEADERS

2009	JJ Harp, ENMU	4,373
2008	Keith Null, WTAMU	4,976
2007	Keith Null, WTAMU	4,134
2006	Dalton Bell, WTAMU	3,998
2005	Dalton Bell, WTAMU	3,799
2004	Derek Maupin, WTAMU	3,461
2003	Cliff Watkins, TSU	3,547
2002	Pete Darnell, ECU	2,311
2001	Steve Kelly, TSU	3,077
2000	Steve Kelly, TSU	2,782
1999	Luke Cullins, Harding	2,648
1998	Mitch Brown, MSU	2,503
1997	Chad Cole, TSU	2,674
1996	Chad Cole, TSU	2,503
1995	Grady Benton, WTAMU	2,077
1994	Mike Jinks, ASU	1,897
1993	Rex Lamberti, ACU	2,052
1992	Wilbur Odom, ASU	1,799
1991	Bobby Bounds, TAMUC	1,825
1990	Bobby Bounds, TAMUC	1,905
1989	Mickey Russell, ASU	2,206
1988	Doak Taylor, WTAMU	2,379
1987	Royce Slechta, TAMUC	2,105
1986	Tod Mayfield, WTAMU	3,664
1985	Rex Lamberti, ACU	3,010
1984	Bruno Briones, TAMUC	1,839
1983	Kyle Mackey, TAMUC	1,960
1982	Loyal Proffitt, ACU	2,243
1981	Loyal Proffitt, ACU	2,306
1980	Wade Wilson	1,978
1979	John Mayes, ACU	2,352
1978	John Mayes, ACU	2,535
1977	John Mayes, ACU	2,201
1976	Jim Reese, ACU	2,309
1975	Jim Reese, ACU	2,355
1974	Lynn Leonard, ASU	1,679
1973	Clint Longley, ACU	2,719
1972	Will Cureton, TAMUC	1,292
1971	Jim Duncan, SWT	1,442
1970	Jim Dietz, TAMUC	2,000
1969	Robert Pearce, SFA	2,104
1968	J.D. McMahon, TSU	2,079
1967	Jesse Perkins, SWT	1,625
1966	Terry Oglesby, TAMUK	1,262
1965	Luz Pedraza, Sul Ross	1,505
1964	Randy Johnson, TAMUK	1,414
1963	Don Leinneuber, SWT	1,134
1962	Windell Hebert, Lamar	1,112
1961	Windell Hebert, Lamar	1,138
1960	James Williams, TAMUC	800
1959	Harold Stephens, SFA	1,265
1958	Dale Byerly, HPU	950
1957	George Parks, Lamar	701
1956	Votto Gaddis, SFA	846
1955	Bobby McBride, SWT	906
1954	Allen Boren, SHSU	837
1953	Pence Dacus, SWT	1,654
1952	Don Gottlob, SHSU	2,325
1951	James Gray, TAMUC	1,186
1950	Charles Lafoon, Sul Ross	959

LONE STAR CONFERENCE CHAMPIONS

1932	North Texas State
1933	East Texas State
1934	East Texas State
1935	E. Texas St., N. Texas St., SFA
1936	North Texas State
1937	East Texas State
1938	East Texas State
1939	North Texas State
1940	North Texas State
1941	North Texas State
1942	East Texas State
1946	North Texas State
1947	North Texas State
1948	Southwest Texas State
1949	East Texas State
1950	Sul Ross State
1951	East Texas State
1952	East Texas State
1953	East Texas State
1954	E. Texas State, SW Texas St.
1955	E. Texas St., SW Texas St., SHS
1956	Sam Houston State
1957	East Texas State, Lamar
1958	East Texas State
1959	East Texas State, Texas A&I
1960	Texas A&I
1961	Sam Houston State
1962	Texas A&I
1963	Southwest Texas State
1964	Sam Houston State
1965	Sul Ross State
1966	East Texas State
1967	Texas A&I
1968	Texas A&I
1969	East Texas State, Texas A&I
1970	Texas A&I
1971	Southwest Texas State, Howard Payne
1972	East Texas State
1973	Abilene Christian
1974	Texas A&I
1975	Texas A&I
1976	Texas A&I
1977	Abilene Christian, Texas A&I
1978	Angelo State
1979	Texas A&I
1980	Southwest Texas State
1981	Southwest Texas State
1982	Southwest Texas State
1983	East Texas State, Southwest Texas St.
1984	Angelo State
1985	Texas A&I
1986	West Texas A&M
1987	Angelo State, Texas A&I
1988	Texas A&I
1989	Texas A&I
1990	East Texas State
1991	Eastern New Mexico
1992	Texas A&I
1993	Texas A&M-Kingsville
1994	Texas A&M-Kingsville
1995	Texas A&M-Kingsville
1996	Texas A&M-Kingsville
1997	Texas A&M-Kingsville
1998	Central Oklahoma
1999	NE State, Central Oklahoma, SE Oklahoma
2000	Northeastern State
2001	Texas A&M-Kingsville, Tarleton State
2002	Texas A&M-Kingsville
2003	Texas A&M-Kingsville
2004	Texas A&M-Kingsville
2005	West Texas A&M
2006	West Texas A&M
2007	West Texas A&M
2008	Abilene Christian
2009	Midwestern State, Tarleton State, Texas A&M-Kingsville



LONE STAR CONFERENCE STANDINGS 1986 - 2009

2009-Lone Star Conference

Rank	Team	LSC	W-L
T-1.	Tarleton State		7-2
T-1.	Midwestern State		7-2
T-1.	Texas A&M-Kingsville		7-2
T-4.	Abilene Christian		6-3
T-4.	West Texas A&M		6-3
T-6.	Southeastern Oklahoma		5-4
T-6.	Angelo State		5-4
T-6.	Texas A&M-Commerce		5-4
9.	Central Oklahoma		4-5
T-10.	Eastern New Mexico		2-7
T-10.	Northeastern State		2-7
12.	Southwestern Oklahoma		1-8
13.	East Central		0-9

2009-LSC North		Overall	North
Rank	Team	W-L	W-L
1.	Texas A&M-Commerce	5-5	5-0
2.	Southeastern Oklahoma	7-4	4-1
3.	Central Oklahoma	4-7	3-2
4.	Northeastern State	2-9	2-3
5.	Southwestern Oklahoma	1-10	1-4
6.	East Central	0-11	0-5

2009-LSC South		Overall	South
Rank	Team	W-L	W-L
T-1.	Tarleton State	10-3	4-2
T-1.	Midwestern State	9-3	4-2
T-1.	Texas A&M-Kingsville	9-3	4-2
T-1.	West Texas A&M	7-5	4-2
5.	Abilene Christian	9-4	3-3
6.	Angelo State	6-5	2-4
7.	Eastern New Mexico	3-8	0-6

2008-Lone Star Conference

Rank	Team	LSC	W-L
1.	Abilene Christian		9-0
2.	West Texas A&M		8-1
T3.	Tarleton State		6-3
T3.	Texas A&M-Kingsville		6-3
T3.	Central Oklahoma		6-3
T3.	Southeastern Oklahoma		6-3
T7.	Midwestern State		5-4
T7.	Texas A&M-Commerce		5-4
9.	Angelo State		3-6
10.	East Central		2-7
T11.	Southwestern Oklahoma		1-8
T11.	Eastern New Mexico		1-8
13.	Northeastern State		0-9

2008-LSC North		Overall	North
Rank	Team	W-L	W-L
1.	Central Oklahoma	7-4	5-0
2.	Southeastern Okla.	6-5	4-1
3.	Texas A&M-Commerce	5-5	3-2
4.	East Central	3-8	2-3
5.	Southwestern Okla.	3-8	1-4
6.	Northeastern State	1-10	0-5

2008-LSC South		Overall	South
Rank	Team	W-L	W-L
1.	Abilene Christian	11-1	6-0
2.	West Texas A&M	11-2	5-1
T3.	Tarleton State	8-3	3-3
T3.	Texas A&M-Kingsville	7-4	3-3
T3.	Midwestern State	6-4	3-3
6.	Angelo State	3-8	1-5
7.	Eastern New Mexico	2-9	0-6

2007-Lone Star Conference

Rank	Team	LSC	W-L
1.	West Texas A&M		9-0
2.	Abilene Christian		8-1
3.	Tarleton State		7-2
4.	Midwestern State		6-3
5.	Texas A&M-Commerce		5-4
6.	Southwestern Oklahoma		4-5
7.	Central Oklahoma		4-5
8.	Eastern New Mexico		3-6
9.	Southeastern Oklahoma		3-6
10.	Northeastern State		3-6
11.	Texas A&M-Kingsville		3-6
12.	Angelo State		2-7
13.	East Central		2-7

2007-LSC North		Overall	North
Rank	Team	W-L	W-L
T-1.	Southwestern Okla.	6-5	3-2
T-1.	A&M-Commerce	5-6	3-2
T-1.	Southeastern Okla.	4-6	3-2
T-1.	Central Oklahoma	4-6	3-2
T-1.	Northeastern State	3-7	3-2
6.	East Central	2-9	0-5

2007-LSC South		Overall	South
Rank	Team	W-L	W-L
1.	West Texas A&M	12-1	6-0
2.	Abilene Christian	10-3*	5-1
3.	Tarleton State	9-2	4-2
4.	Midwestern State	8-3	3-3
5.	Texas A&M-Kingsville	3-8	2-4
6.	Angelo State	2-8	1-5
7.	Eastern New Mexico	5-6	0-6

2006-Lone Star Conference

Rank	Team	LSC	W-L
1.	West Texas A&M		8-1
T2.	Midwestern State		7-2
T2.	Abilene Christian		7-2
4.	Tarleton State		6-3
5.	Southeastern Oklahoma		5-4
T6.	Central Oklahoma		4-5
T6.	Southwestern Oklahoma		4-5
T6.	Northeastern State		4-5
T6.	Texas A&M-Commerce		4-5
T10.	Texas A&M-Kingsville		2-7
T10.	East Central		2-7
T10.	Eastern New Mexico		2-7
T10.	Angelo State		2-7

2006-LSC North		Overall	North
Team	W-L	W-L	W-L
Southeastern Oklahoma	6-4	4-1	
Southwestern Oklahoma	6-5	3-2	
Northeastern State	4-6	3-2	
Texas A&M-Commerce	5-5	2-3	
Central Oklahoma	5-6	2-3	
East Central	2-8	1-4	

2006-LSC South		Overall	South
Team	W-L	W-L	W-L
West Texas A&M	11-2	5-1	
Tarleton State	6-4	5-1	
Midwestern State	10-3	4-2	
Abilene Christian	8-3	4-2	
Angelo State	3-7	2-4	
Eastern New Mexico	3-7	1-5	
Texas A&M-Kingsville	3-8	0-6	

2005-Lone Star Conference

Rank	Team	LSC	W-L
1.	West Texas A&M		8-1
T2.	Southeastern Oklahoma		7-2
T2.	Angelo State		7-2
4.	Tarleton State		6-3
T5.	Midwestern State		5-4
T5.	Texas A&M-Commerce		5-4
T5.	Texas A&M-Kingsville		5-4
T8.	Abilene Christian		4-5
T8.	Eastern New Mexico		4-5
10.	Central Oklahoma		3-6
T11.	East Central		2-7
T11.	Northeastern State		2-7
13.	Southwestern Oklahoma		0-9

2005-LSC North		Overall	North
Team	W-L	W-L	W-L
Southeastern Oklahoma	8-2	5-0	
Texas A&M-Commerce	5-5	4-2	
Central Oklahoma	3-7	2-3	
East Central	3-7	12-3	
Northeastern State	2-8	2-3	
Southwestern Oklahoma	1-10	0-5	

2005-LSC South		Overall	South
Team	W-L	W-L	W-L
West Texas A&M	10-2	6-1	
Angelo State	9-3	4-2	
Tarleton State	7-3	3-3	
Midwestern State	6-4	3-3	
Texas A&M-Kingsville	6-4	2-4	
Eastern New Mexico	5-6	2-4	
Abilene Christian	4-6	2-4	

2004-Lone Star Conference

Rank	Team	LSC	W-L
1.	Texas A&M-Kingsville		8-1
T2.	Southeastern Oklahoma		7-2
T2.	Central Oklahoma		7-2
T2.	Midwestern State		7-2
5.	Tarleton State		6-3
T6.	Abilene Christian		5-4
T6.	East Central		5-4
T6.	Eastern New Mexico		5-4
9.	Texas A&M-Commerce		4-5
T10.	Angelo State		2-7
T10.	West Texas A&M		2-7
12.	Southwestern Oklahoma		1-8
13.	Northeastern State		0-9

2004-LSC North		Overall	North
Team	W-L	W-L	W-L
Southeastern Oklahoma	8-3	4-1	
Central Oklahoma	8-2	4-1	
Tarleton State	7-4	3-2	
East Central	6-4	3-2	
Southwestern Oklahoma	1-9	1-4	
Northeastern State	0-10	0-5	

2004-LSC South		Overall	South
Team	W-L	W-L	W-L
Texas A&M-Kingsville	9-2	5-1	
Midwestern State	8-3	5-1	
Eastern New Mexico	6-5	4-2	
Abilene Christian	5-5	3-3	
Texas A&M-Commerce	4-6	2-4	
West Texas A&M	2-8	1-5	
Angelo State	2-9	1-5	

2003-Lone Star Conference

Rank	Team	LSC	W-L
1.	Texas A&M-Kingsville		8-0
T2.	Southeastern Oklahoma		6-2
T2.	Central Oklahoma		6-2
T2.	Midwestern State		6-2
T2.	Tarleton State		6-2
6.	Abilene Christian		5-3
T7.	Angelo State		3-5
T7.	East Central		3-5
T7.	Eastern New Mexico		3-5
T10.	Northeastern State		2-6
T10.	Southwestern Oklahoma		2-6
T10.	West Texas A&M		2-6
13.	Texas A&M-Commerce		0-8

2003-LSC North		Overall	North
Team	W-L	W-L	W-L
Tarleton State	8-4	4-1	
Southeastern Oklahoma	7-3	3-2	
Central Oklahoma	9-3	3-2	
Northeastern State	3-7	2-3	
East Central	3-8	2-3	
Southwestern Oklahoma	5-6	1-4	

2003-LSC South		Overall	South
Team	W-L	W-L	W-L
Texas A&M-Kingsville	11-2	6-0	
Abilene Christian	6-4	5-1	
Midwestern State	7-3	4-2	
Eastern New Mexico	6-5	2-4	
West Texas A&M	3-8	2-4	
Angelo State	3-8	2-4	
Texas A&M-Commerce	1-10	0-6	

2002-Lone Star Conference

Rank	Team	LSC	W-L
1.	Texas A&M-Kingsville		7-1
T2.	Tarleton State		6-2
T2.	Abilene Christian		6-2
T2.	Midwestern State		6-2
T5.	Eastern New Mexico		5-3
T5.	Southeastern Oklahoma		5-3
T5.	Southwestern Oklahoma		5-3
8.	Central Oklahoma		4-4
9.	East Central		3-5
T10.	Northeastern State		2-6
T10.	Angelo State		2-6
T10.	Texas A&M-Commerce		2-6
13.	West Texas A&M		0-8

2002-LSC North		Overall	North
Team	W-L	W-L	W-L
Tarleton State	9-2	4-1	
Southeastern Oklahoma	7-3	3-2	
Southwestern Oklahoma	7-4	3-2	
Central Oklahoma	5-6	2-3	
Northeastern State	4-7	2-3	
East Central	3-8	1-4	

2002-LSC South		Overall	South
Team	W-L	W-L	W-L
Texas A&M-Kingsville	10-3	5-1	
Abilene Christian	6-4	5-1	
Eastern New Mexico	8-3	4-2	
Midwestern State	7-4	4-2	
Angelo State	2-8	2-4	
Texas A&M-Commerce	2-8	1-5	
West Texas A&M	0-11	0-6	

LONE STAR CONFERENCE STANDINGS 1986 - 2009 (CONTINUED)

2001-Lone Star Conference

Rank	Team	LSC W-L
T1.	Tarleton State	8-1
T1.	Texas A&M-Kingsville	8-1
3.	Angelo State	6-2
4.	East Central	6-3
5.	Midwestern State	5-3
6.	Texas A&M-Commerce	5-4
T7.	Eastern New Mexico	4-4
T7.	Northeastern State	4-4
9.	Abilene Christian	3-6
T10.	Southeastern Oklahoma	2-6
T10.	Southwestern Oklahoma	2-6
12.	Central Oklahoma	1-7
13.	West Texas A&M	0-8

2001-LSC North Team	Overall W-L	North W-L
Midwestern State	7-4	4-1
East Central	6-4	3-2
Northeastern State	5-5	3-2
Southeastern Oklahoma	3-7	2-3
Southwestern Oklahoma	4-6	2-3
Central Oklahoma	3-8	1-4

2001-LSC South Team	Overall W-L	South W-L
Texas A&M-Kingsville	9-1	5-1
Tarleton State	9-2	5-1
Angelo State	6-4	4-2
Texas A&M-Commerce	7-4	3-3
Eastern New Mexico	6-4	2-4
Abilene Christian	3-8	2-4
West Texas A&M	2-9	0-6

2000-Lone Star Conference

Rank	Team	LSC W-L
1.	Northeastern State	7-1
T2.	Central Oklahoma	5-3
T2.	Midwestern State	5-3
T2.	Eastern New Mexico	5-3
T2.	East Central	5-3
6.	Tarleton State	5-4
T7.	Southwestern Oklahoma	4-4
T7.	West Texas A&M	4-4
T7.	Angelo State	4-4
T10.	Texas A&M-Commerce	4-5
T10.	Texas A&M-Kingsville	4-5
12.	Abilene Christian	1-7
13.	Southeastern Oklahoma	0-7

2000-LSC North Team	Overall W-L	North W-L
Northeastern State	9-1	5-0
Midwestern State	7-4	3-2
Central Oklahoma	5-5	3-2
Southwestern Oklahoma	6-4	2-3
East Central	6-5	2-3
Southeastern Oklahoma	1-9	0-5

2000-LSC South Team	Overall W-L	South W-L
Eastern New Mexico	6-4	4-2
Angelo State	6-4	4-2
Tarleton State	6-5	3-3
West Texas A&M	5-6	3-3
Texas A&M-Commerce	5-6	3-3
Texas A&M-Kingsville	4-7	3-3
Abilene Christian	1-9	1-5

1999-Lone Star Conference

Rank	Team	LSC W-L
T1.	Southeastern Oklahoma	6-2
T1.	Northeastern State	7-2
T1.	Central Oklahoma	6-2
T4.	Eastern New Mexico	6-3
T4.	Angelo State	6-3
T6.	Texas A&M-Kingsville	5-4
T6.	Tarleton State	5-4
T8.	Southwestern Oklahoma	4-5
T8.	Abilene Christian	4-5
T8.	Texas A&M-Commerce	4-5
T8.	Harding	3-5
T8.	East Central	3-5
T13.	Midwestern State	3-6
T14.	West Texas A&M	2-7
T14.	Ouachita Baptist	1-7

1999-LSC North Team	Overall W-L	North W-L
Southeastern Oklahoma	7-4	6-2
Northeastern State	10-4	7-2
Central Oklahoma	8-3	6-2
Southwestern Oklahoma	5-5	4-5
Harding	5-5	3-5
East Central	3-7	3-5
Ouachita Baptist	3-7	1-7

1999-LSC South Team	Overall W-L	South W-L
Angelo State	8-3	6-3
Eastern New Mexico	8-3	6-3
Texas A&M-Kingsville	5-6	5-4
Tarleton State	5-6	5-4
Abilene Christian	4-6	4-5
Texas A&M-Commerce	4-7	4-5
Midwestern State	4-7	3-6
West Texas A&M	3-8	2-7

1998-Lone Star Conference

Rank	Team	LSC W-L
1.	Central Oklahoma	9-0
2.	Texas A&M-Kingsville	8-1
3.	West Texas A&M	7-2
4.	Northeastern State	6-2
T5.	Eastern New Mexico	6-3
T5.	Angelo State	6-3
7.	Harding	5-3
8.	Southeastern Oklahoma	4-4
9.	Ouachita Baptist	3-5
T10.	Tarleton State	3-6
T10.	Abilene Christian	3-6
T10.	Texas A&M-Commerce	3-6
13.	East Central	1-7
14.	Midwestern State	1-8
15.	Southwestern Oklahoma	0-9

1998-LSC North Team	Overall W-L	North W-L
Central Oklahoma	12-1	9-0
Northeastern State	8-2	6-2
Harding	7-4	5-3
Southeastern Oklahoma	5-5	4-4
Ouachita Baptist	3-7	3-5
East Central	2-8	1-7
Southwestern Oklahoma	0-10	0-9

1998-LSC South Team	Overall W-L	South W-L
Texas A&M-Kingsville	11-3	8-1
West Texas A&M	8-3	7-2
Eastern New Mexico	8-3	6-3
Angelo State	6-4	6-3
Abilene Christian	4-6	3-6
Texas A&M-Commerce	3-8	3-6
Tarleton State	3-8	3-6
Midwestern State	2-9	1-8

1997-Lone Star Conference

Rank	Team	LSC W-L
1.	Texas A&M-Kingsville	9-0
2.	Angelo State	8-1
3.	Central Oklahoma	7-2
4.	West Texas A&M	6-3
T5.	Southwestern Oklahoma	5-4
T5.	Abilene Christian	5-4
7.	Northeastern State	4-4
T8.	Southeastern Oklahoma	3-5
T8.	Harding	3-5
T8.	Ouachita Baptist	3-5
T11.	Texas A&M-Commerce	3-6
T11.	Eastern New Mexico	3-6
T11.	Midwestern State	3-6
T11.	Tarleton State	3-6
15.	East Central	0-8

1997-LSC North Team	Overall W-L	North W-L
Central Oklahoma	9-2	5-1
Southwestern Oklahoma	5-5	5-1
Northeastern State	4-7	4-2
Harding	5-5	3-3
Ouachita Baptist	4-6	3-3
Southeastern Oklahoma	3-7	1-5
East Central	0-10	0-6

1997-LSC South Team	Overall W-L	South W-L
Texas A&M-Kingsville	9-2	7-0
Angelo State	10-2	6-1
Abilene Christian	7-4	4-3
West Texas A&M	7-4	4-3
Eastern New Mexico	5-6	2-5
Tarleton State	4-7	2-5
Texas A&M-Commerce	3-8	2-5
Midwestern State	3-7	1-6

1996-Lone Star Conference

Rank	Team	Overall W-L	LSC W-L
1.	A&M-Kingsville	8-3	7-0
2.	Central Oklahoma	9-3	5-2
T3.	A&M-Commerce	7-4	4-3
T3.	Angelo State	6-4	4-3
T3.	Abilene Christian	6-4	4-3
T6.	Tarleton State	5-5	2-5
T6.	Eastern New Mexico	3-8	2-5
8.	West Texas A&M	1-9	0-7

1995-Lone Star Conference

Rank	Team	Overall W-L	LSC W-L
1.	A&M-Kingsville	11-2	7-0
2.	A&M-Commerce	8-4	6-1
3.	Angelo State	6-3-1	4-2-1
4.	Central Oklahoma	8-3	4-3
5.	Eastern N.M.	6-4-1	3-3-1
6.	Abilene Christian	4-7	2-5
7.	West Texas A&M	5-6	1-6
8.	Tarleton	1-10	0-7

1994-Lone Star Conference

Rank	Team	Overall W-L	LSC W-L
1.	A&M-Kingsville (NRU)	12-2	6-0
2.	Angelo State	6-5	4-1
3.	Central Oklahoma	6-3-1	2-2-1
4.	East Texas	5-5	2-3
5.	Eastern N.M.	6-4-1	1-3-1
6.	Abilene Christian	3-7	0-5

1993-Lone Star Conference

Rank	Team	Overall W-L	LSC W-L
1.	A&M-Kingsville	7-6	5-0
T2.	Abilene Christian	7-3	3-2
T2.	Angelo State	7-3	3-2
4.	Central Oklahoma	7-3	2-3
T5.	East Texas	5-6	1-4
T5.	Eastern N.M.	1-8-1	1-4

1992-Lone Star Conference

Rank	Team	Overall W-L	LSC W-L
1.	Texas A&I	9-3	6-0
2.	East Texas	8-3	5-1
T3.	Angelo State	5-5	3-3
T3.	Eastern N.M.	5-5	3-3
T5.	Central Oklahoma	6-4	2-4
T5.	Abilene Christian	3-6	2-4
7.	Cameron	1-9	0-6

1991-Lone Star Conference

Rank	Team	Overall W-L	LSC W-L
1.	Eastern N.M.	7-3-1	5-1
T2.	Angelo State	6-3-1	4-1-1
4.	Texas A&I	7-3	4-2
T5.	Cameron	3-7	1-5
T5.	Central Oklahoma	3-7	1-5
T5.	Abilene Christian	1-9	1-5

1990-Lone Star Conference

Rank	Team	Overall W-L	LSC W-L
1.	East Texas	10-3	7-0
T2.	Angelo State	7-3	5-2
T2.	Eastern N.M.	6-4	5-2
T2.	Texas A&I	6-4	5-2
5.	Central State	4-6	3-4
T6.	Cameron	2-8	1-6
T6.	Abilene Christian	1-9	1-6
T6.	West Texas	1-10	1-6

1989-Lone Star Conference

Rank	Team	Overall W-L	LSC W-L
1.	Texas A&I	10-1	7-0
T2.	Angelo State	9-2	5-2
T2.	Eastern N.M.	7-3	5-2
T2.	Abilene Christian	5-5	5-2
T5.	East Texas	4-6	2-5
T5.	Cameron	3-7	2-5
T5.	West Texas	3-8	2-5
8.	Central State	0-7	0-10-1

1988-Lone Star Conference

Rank	Team	Overall W-L	LSC W-L
1.	Texas A&I	10-3	6-1
T2.	East Texas	8-3	5-2
T2.	Angelo State	6-4	5-2
T4.	Cameron	5-3-1	4-3
T4.	Central State	4-5	4-3
6.	Abilene Christian	3-7	3-4
7.	West Texas	2-8	1-6
8.	Eastern N.M.	2-8	0-7

1987-Lone Star Conference

Rank	Team	Overall W-L	LSC W-L
T1.	Texas A&I	9-2	4-1
T1.	Angelo State	9-3	4-1
3.	Eastern N.M.	9-2	3-2
T4.	Abilene Christian	5-6	2-3
T4.	West Texas	5-6	2-3
6.	East Texas	2-9	0-5

1986-Lone Star Conference

Rank	Team	Overall W-L	LSC W-L
1.	West Texas	7-4	6-0
T2.	Texas A&I	9-2	4-2
T2.	Abilene Christian	7-3	4-2
T4.	Eastern N.M.	8-3	3-3
T4.	Angelo State	6-5	3-3
6.	East Texas	2-9	1-5
7.	Howard Payne	0-10	0-6

RECORD BOOK

**WT SEASON OPENERS
WT HOMECOMING RESULTS
ALL-TIME SERIES RESULTS**
PAGE 80

YEAR-BY-YEAR RESULTS
PAGES 81-83

LETTERMAN'S LIST
PAGES 84-87

**TEAM AND
INDIVIDUAL RECORDS**
PAGES 88-93

**HALL OF CHAMPIONS
ALL-AMERICANS**
PAGE 94

BUFFS IN THE PROS
PAGE 95

**BOWL GAMES
TEAM AWARDS**
PAGE 96





ALL-TIME RECORDS

SEASON-OPENING GAMES

Year	Score/Opponent	WT Record
1910	WTAMU 6, Canyon 0	(1-0)
1911	Hereford 8, WTAMU 0	(1-1)
1912	WTAMU 31, Amarillo High 0	(2-1)
1913	Amarillo High 6, WTAMU 0	(2-2)
1914	WTAMU 20, Hereford High 0	(3-2)
1915	WTAMU 7, Clarendon College 0	(4-2)
1916	Clarendon College 19, WTAMU 0	(4-3)
1917	WTAMU 6, Clovis High 3	(5-3)
1918	WTAMU 97, Clovis High 7	(6-3)
1919	WTAMU 22, Portales High 0	(7-3)
1920	Hereford 15, WTAMU 0	(7-4)
1921	Texas Christian 30, WTAMU 0	(7-5)
1922	Wayland Baptist 19, WTAMU 0	(7-6)
1923	WTAMU 100, Panhandle St. 0	(8-6)
1924	North Texas 19, WTAMU 7	(8-7)
1925	Hardin-Simmons 19, WTAMU 6	(8-8)
1926	WTAMU 2, Clarendon 0	(9-8)
1927	WTAMU 44, Clarendon 0	(10-8)
1928	SW Oklahoma 26, WTAMU 0	(10-9)
1929	WTAMU 32, Panhandle St. 0	(11-9)
1930	Central Oklahoma 7, WTAMU 0	(11-10)
1931	Texas Tech 21, WTAMU 0	(11-11)
1932	Hardin-Simmons 6, WTAMU 0	(11-12)
1933	SW Oklahoma 27, WTAMU 6	(11-13)
1934	East Central (Okla.) 12, WTAMU 0	(11-14)
1935	WTAMU 20, New Mexico Military 7	(12-14)
1936	WTAMU 56, Panhandle State 0	(13-14)
1937	WTAMU 33, Panhandle State 0	(14-14)
1938	WTAMU 40, Daniel Baker 7	(15-14)
1939	@Arizona State 19, WTAMU 0	(15-15)
1940	WTAMU 20, McMurry 0	(16-15)
1941	WTAMU 34, Oklahoma City	(17-15)
1942	@Texas Tech 39, WTAMU 0	(17-16)
1944	Oklahoma State 41, WTAMU 6	(17-17)
1945	WTAMU 57, Eastern New Mexico 6	(18-17)
1946	@Texas Tech 26, WTAMU 14	(18-18)
1947	@Tulsa 26, WTAMU 13	(18-19)
1948	WTAMU 28, Northern Arizona	(19-19)
1949	WTAMU 41, TAMU-Commerce 7	(20-19)
1950	WTAMU 52, Northern Arizona 12	(21-19)
1951	Trinity 19, WTAMU 7	(21-20)
1952	@Texas Tech 48, WTAMU 7	(21-21)
1953	@Texas Tech 40, WTAMU 14	(21-22)
1954	McMurry 40, WTAMU 14	(21-23)
1955	WTAMU 46, Corpus Christi 0	(22-23)
1956	WTAMU 29, Corpus Christi 6	(23-23)
1957	WTAMU 20, McMurry 7	(24-23)
1958	@Virginia Tech 28, WTAMU 12	(24-24)
1959	@Arizona State 43, WTAMU 22	(24-25)
1960	@Texas Tech 38, WTAMU 14	(24-26)
1961	WTAMU 55, Brigham Young 8	(25-26)
1962	WTAMU 61, Trinity 0	(26-26)
1963	WTAMU 22, Texas-Arlington 17	(27-26)
1964	Ohio 16, WTAMU 14	(27-27)
1965	WTAMU 7, @Ohio 0	(28-27)
1966	WTAMU 38, Texas-Arlington 6	(29-27)
1967	WTAMU 35, Montana State 26	(30-27)
1968	WTAMU 45, Lamar 7	(31-27)
1969	Northern Arizona 21, WTAMU 20	(31-28)
1970	@Lamar 33, WTAMU 28	(31-29)
1971	@Memphis State 30, WTAMU 0	(31-30)
1972	@Drake 40, WTAMU 12	(31-31)
1973	WTAMU 13, Drake 10	(32-31)
1974	WTAMU 37, @Drake 17	(33-31)
1975	@Wichita State 14, WTAMU 7	(33-32)
1976	WTAMU 14, Wichita State 10	(34-32)
1977	@Wichita State 14, WTAMU 10	(34-33)
1978	@Mississippi State 28, WTAMU 0	(34-34)
1979	WTAMU 14, Southern Illinois 0	(35-34)
1980	McNeese State 20, WTAMU 17	(35-35)
1981	WTAMU 17, Louisiana Tech 10	(36-35)
1982	Abiene Christian 33, WTAMU 29	(36-36)
1983	@North Texas 32, WTAMU 3	(36-37)
1984	@Northern Illinois 40, WTAMU 33	(36-38)
1985	@Abiene Christian 25, WTAMU 18	(36-39)
1986	Troy State 38, WTAMU 32	(36-40)
1987	Stephen F. Austin 7, WTAMU 3	(36-41)
1988	@Lamar 42, WTAMU 21	(36-42-0)
1989	CS-Sacramento 35, WTAMU 22	(36-43)
1990	@CS-Sacramento 22, WTAMU 9	(36-44)
1992	Southwestern Oklahoma St. 37, WTAMU 0	(36-45)
1993	Fort Lewis 47, WTAMU 24	(36-46)
1994	WTAMU 39, Fort Lewis 16	(37-46)
1995	WTAMU 35, Western New Mexico 23	(38-46)
1996	Adams State 13, WTAMU 10	(38-47)
1997	@Stephen F. Austin 35, WTAMU 17	(38-48)
1998	WTAMU 54, Panhandle State 14	(39-48)
1999	WTAMU 30, @Panhandle State 20	(40-48)
2000	WTAMU 50, W. New Mexico 0	(41-48)
2001	Midwestern State 42, WTAMU 14	(41-49)
2002	SW Oklahoma St. 39, WTAMU 21	(41-50)
2003	WTAMU 42, Panhandle State 21	(42-50)
2004	East Central 13, WTAMU 6	(42-51)
2005	WTAMU 91, @New Mexico Highlands 21	(43-51)
2006	WTAMU 44, Mesa State 14	(44-51)
2007	WTAMU 55, South Dakota 45	(45-51)
2008	WTAMU 23, @Mesa State 20	(46-51)
2009	Grand Valley State 37, WTAMU 23	(46-52)

HOMECOMING GAMES

Year	Score/Opponent	WT Record
1931	WTAMU 7, New Mexico 0	(1-0-0)
1932	WTAMU 7, Sul Ross State 7	(1-0-1)
1933	Oklahoma City 32, WTAMU 13	(1-1-1)
1934	McMurry 17, WTAMU 7	(1-2-1)
1937	WTAMU 26, NW Oklahoma 0	(2-2-1)
1938	WTAMU 16, Sul Ross State 7	(3-2-1)
1939	WTAMU 34, St. Mary's 13	(4-2-1)
1941	WTAMU 40, St. Mary's 21	(5-2-1)
1942	Hardin-Simmons 27, WTAMU 6	(5-3-1)
1950	WTAMU 39, Sam Houston St. 18	(6-3-1)
1951	Hardin-Simmons 27, WTAMU 6	(6-4-1)
1952	WTAMU 45, New Mexico State 7	(7-4-1)
1954	WTAMU 41, New Mexico State 7	(8-4-1)
1955	Hardin-Simmons 19, WTAMU 18	(8-5-1)
1956	Texas-El Paso 16, WTAMU 13	(8-6-1)
1957	WTAMU 39, Hardin-Simmons 19	(9-6-1)
1958	Texas-El Paso 29, WTAMU 12	(9-7-1)
1959	Virginia Tech 26, WTAMU 21	(9-8-1)
1960	WTAMU 28, Trinity 0	(10-8-1)
1961	Arizona State 28, WTAMU 11	(10-9-1)
1962	WTAMU 20, New Mexico State 12	(11-9-1)
1963	Arizona 6, WTAMU 3	(11-10-1)
1964	Memphis State 41, WTAMU 0	(11-11-1)
1965	New Mexico State 10, WTAMU 2	(11-12-1)
1966	WTAMU 41, Richmond 7	(12-12-1)
1967	WTAMU 37, Texas-Arlington 27	(13-12-1)
1968	WTAMU 53, W. Michigan 36	(14-12-1)
1969	WTAMU 17, New Mexico St. 16	(15-12-1)
1970	North Texas 11, WTAMU 10	(15-13-1)
1971	Idaho 26, WTAMU 0	(15-14-1)
1972	WTAMU 63, New Mexico St. 14	(16-14-1)
1973	Utah State 36, WTAMU 14	(16-15-1)
1974	Lamar 9, WTAMU 7	(16-16-1)
1975	WTAMU 24, Drake 6	(17-16-1)
1976	WTAMU 30, McNeese State 25	(18-16-1)
1977	WTAMU 31, Drake 7	(19-16-1)
1978	WTAMU 55, Lamar 16	(20-16-1)
1979	WTAMU 33, Indiana State 17	(21-16-1)
1980	WTAMU 17, New Mexico St. 15	(22-16-1)
1981	WTAMU 17, Indiana State 15	(23-16-1)
1982	Wichita State 24, WTAMU 21	(23-17-1)
1983	WTAMU 24, Illinois State 24	(23-17-2)
1984	WTAMU 14, Abilene Christian 10	(24-17-2)
1985	WTAMU 33, Wichita State 21	(25-17-2)
1986	WTAMU 38, Angelo State 15	(26-17-2)
1987	WTAMU 27, East Central 17	(27-17-2)
1988	TAMU-Commerce 41, WTAMU 37	(27-18-2)
1989	WTAMU 28, Cameron 9	(28-18-2)
1990	TAMU-Commerce 51, WTAMU 35	(28-19-2)
1992	W. New Mexico 30, WTAMU 20	(28-20-2)
1993	Midwestern State 31, WTAMU 12	(28-21-2)
1994	WTAMU 70, W. New Mexico 44	(29-21-2)
1995	WTAMU 46, Tarleton State 23	(30-21-2)
1996	Angelo State 28, WTAMU 10	(30-22-2)
1997	WTAMU 31, Tarleton State 17	(31-22-2)
1998	WTAMU 37, Angelo State 7	(32-22-2)
1999	WTAMU 7, Tarleton State 6	(33-22-2)
2000	WTAMU 45, TAMU-Commerce 20	(34-22-2)
2001	Tarleton State 62, WTAMU 3	(34-23-2)
2002	Angelo State 19, WTAMU 0	(34-24-2)
2003	Midwestern State 48, WTAMU 13	(34-25-2)
2004	Midwestern State 30, WTAMU 26	(34-26-2)
2005	WTAMU 52, Eastern New Mexico 52	(35-26-2)
2006	WTAMU 29, Midwestern State 27	(36-26-2)
2007	WTAMU 62, Eastern New Mexico 31	(37-26-2)
2008	WTAMU 42, Midwestern State 14	(38-26-2)
2009	WTAMU 34, Eastern New Mexico 24	(39-26-2)

WT ALL-TIME VS. OPPONENTS

Team	W	L	T
Abiene Christian	18	26	0
Adams State	5	1	0
Albuquerque AFB	1	0	0
Amarillo Air Base	0	2	0
Amarillo High	2	5	0
Amarillo Military	1	0	0
Angelo State	8	14	0
Arizona	3	9	1
Arizona State	7	13	0
Azusa Pacific	1	0	0
Baylor	0	2	0
Bowling Green	4	1	0
Brigham Young	1	0	0
CS-Northridge	1	0	0
CS-Sacramento	0	2	0
Cal Poly-SLO	0	2	0
Cameron	2	2	0
Canyon High	1	0	0
Central Arkansas	0	2	0
Central Oklahoma	8	11	1
Central Washington	1	1	0
Chadron State	0	1	0
Cincinnati	1	0	0
Clarendon	8	8	2
Clovis High	1	1	0
Colorado College	3	1	0
Colorado State	3	3	1
Corpus Christi	4	0	0
Dalhart Air Base	1	0	0
Daniel Baker	4	5	1
Drake	8	10	0
East Carolina	2	0	0
East Central (Okla.)	4	5	0
Eastern New Mexico	13	11	0
Fort Lewis College	2	2	0
Florida	0	1	0
Fresno State	1	1	0
Goodnight College	2	0	0
Grand Valley State	0	1	0
Hardin-Simmons	10	26	0
Hereford	2	3	0
Hereford Town Team	0	1	0
Houston	1	4	0
Howard Payne	2	1	0
Idaho	1	1	0
Illinois State	0	0	2
Incarinate Word	0	0	0
Indiana State	5	2	0
Iowa State	0	2	0
Lamar	8	5	1
Louisiana Tech	1	3	0
Louisville	1	2	0
Lowery Phillips	1	1	0
Lubbock Air Base	2	0	0
McMurry	12	7	1
McNeese State	3	7	0
Memphis State	0	6	0
Mesa State	1	0	0
Midwestern State	13	10	0
Mississippi College	0	2	0
Mississippi State	1	0	0
Montana State	2	0	0
Montezuma	1	0	0
Nebraska-Kearney	1	1	0
Nevada-Las Vegas	1	0	0
New Mexico	9	5	0
NM Highlands	11	1	0
NM Military	10	8	2
New Mexico State	26	11	2
North Texas	6	15	0
Northeast Louisiana	2	0	0
Northeastern State	5	1	0
Northern Arizona	9	1	0
Northern Illinois	3	4	0
Northwestern Oklahoma	4	5	0
Northwest Missouri St.	2	1	0
Ohio	2	1	0
Oklahoma City	3	3	0
Oklahoma State	1	1	0
Pacific	4	0	0
Panhandle State	14	1	0
Phillips	1	0	0
Pittsburg State	1	1	1
Plainview High	0	2	0
Portales High	2	0	0
Prairie View A&M	2	0	0
Richmond	1	0	0
St. Benedict's	3	4	0
St. Mary's	3	0	0
Sam Houston State	1	1	0
San Diego State	1	1	0
San Jose State	2	0	0
Seth Ward	2	2	0
South Dakota	1	0	0
South Dakota State	1	0	0
South Plains Air Base	1	0	0
Southwestern Texas State	1	0	0
Southern Illinois	4	4	0
Southern Mississippi	3	8	0
SE Oklahoma State	2	7	0
SW Louisiana	0	2	0
SW Oklahoma State	6	10	2
Stephen F. Austin	2	3	0
Sul Ross State	6	0	2
Tampa	1	1	0
Tarleton State	10	9	0
TAMU-Commerce	12	14	0
TAMU-Kingsville	8	15	1
Texas-Arlington	10	9	0
Texas Christian	0	1	0
Texas-El Paso	10	17	0
Texas Tech	7	21	0
Texas Wesleyan	1	2	0
Trinity	8	7	0
Troy State	0	2	0
Truman State	2	0	0
Tulsa	1	13	1
Utah State	0	5	0
Virginia Tech	0	2	0
Washburn	1	0	0
Wayland Baptist	8	5	1
Western Michigan	3	1	0
Western New Mexico	4	2	0
Western State, Colo.	4	0	0
Western Washington	0	1	0
Wichita State	11	11	0

2010 Opponents in **Bold**

YEAR-BY-YEAR RESULTS

JOHN G. MILLER

1910-12
Miller, the first coach in WTAMU history, coached the Buffs from 1910-12.

1910

(2-2) Coach: John G. Miller
Canyon (H) W 6-0
Amarillo High (H) W 36-0
Plainview L 0-22
Hereford L 6-10
H/A: 2-0/0-2 48-32

1911

(3-4) Coach: John G. Miller
Hereford L 0-8
Seth Ward (H) L 0-16
Hereford (H) L 3-5
Goodnight College (H) W 3-0
Amarillo High (H) W 15-5
Hereford (H) W 5-0
H/A: 3-2/0-2 26-81

1912

(3-1) Coach: John G. Miller
Amarillo High (H) W 31-0
Seth Ward (A) W 19-0
Clarendon College (N) L 0-12
Clarendon College (H) W 3-0
H/A/N: 2-0/1-0/0-1 53-12

DOUGLAS A. SHIRLEY

1913-1917
Shirley became the second coach at WTAMU and coached the Buffs for four years. He later went on to serve in the administration. A dorm on the WTAMU campus was named in his honor.

1913

(4-2) Coach: Douglas A. Shirley
Amarillo High L 0-6
Wayland Baptist (H) W 12-0
Goodnight College (H) W 22-0
Wayland Baptist W 6-0
Seth Ward (H) W 12-0
Lowery Phillips L 0-3
H/A: 4-0/1-2 52-9

1914

(3-3) Coach: Douglas A. Shirley
Hereford W 20-0
Hereford (H) W 58-6
Amarillo High (H) L 3-14
Amarillo High L 0-12
Seth Ward (H) L 14-19
Lowery Phillips (H) W 54-0
H/A: 2-2/1-2 149-51

1915

(4-3) Coach: Douglas A. Shirley
Clarendon (H) W 7-0
Amarillo High (H) L 2-6
Seth Ward W 19-6
Lubbock High (H) W 19-6
Amarillo High L 7-19
Clarendon L 3-13
Amarillo Military (H) W 18-13
H/A: 3-1/1-2 75-63

1916

(1-5) Coach: Douglas A. Shirley
Clarendon L 0-19
Wayland Baptist (H) L 6-28
Amarillo High L 0-34
Clarendon (H) L 6-19
Lubbock High (H) W 18-0
Wayland Baptist L 0-20
H/A: 1-2/0-3 30-120

1917

(2-3-1) Coach: Douglas A. Shirley
Clovis High L 3-6
Wayland Baptist (H) L 0-6
Clarendon (H) W 6-0
Portales High (H) W 37-6
New Mexico Military L 0-99
Wayland Baptist (H) T 0-0
H/A: 2-1/1-0-2 46-117

LT. ALONZO P. GEORGE

1918
Lt. George coached WTAMU for one season. His high-powered team is the only undefeated team in WTAMU history at 3-0 after winning all three games by a 188-7 combined score.

1918

(3-0) Coach: Lt. Alonzo P. George
Clovis High (H) W 97-7
Wayland Baptist W 42-0
Wayland Baptist (H) W 49-0
H/A: 2-0/1-0 188-7

WALTER WILLY

1919
Willy picked up where George left

off, leading WTAMU to a 4-2 record. His team had four straight shutouts during the season.

1919

(4-2) Coach: Walter Willy
Portales High (H) W 72-0
Plainview (H) L 0-6
Clarendon (H) W 21-0
Canadian (H) W 55-0
Wayland Baptist W 6-0
New Mexico Military L 0-26
H/A: 3-1/1-1 154-32

WAYNE MCCORKLE

1920
McCorkle became the third coach in a three-year period for WTAMU. He led WTAMU to its worst record to date at 1-5-1.

1920

(1-5-1) Coach: Wayne McCorkle
Hereford Town Team (H) L 0-15
Wayland Baptist L 0-12
New Mexico Military (H) L 0-13
Clarendon (H) L 13-28
SW Oklahoma (H) T 0-0
Clarendon L 0-12
Wayland Baptist W 21-7
H/A: 0-3/1/1-2 34-87

SAMUEL D. BURTON

1921-24, 1931-32
Burton, a football star from the University of Oklahoma, began his first of two terms as head coach in 1921. He coached the WTAMU men's basketball team from 1921-33. He is regarded as possibly the greatest basketball coach in the Southwest. He is a member of the WTAMU Hall of Champions.

1921

(2-5-1) Coach: Samuel D. Burton
Texas Christian (H) L 0-30
Clarendon L 0-9
Wayland Baptist (H) W 68-0
New Mexico Military L 10-19
Ablene Christian (H) W 35-0
Hardin-Simmons L 0-28
Northwestern Oklahoma (H) L 7-14
Clarendon (H) T 14-14
H/A: 2-2-1/0-3 134-114

1922

(2-8) Coach: Samuel D. Burton
S30 Wayland Baptist (H) L 0-19
O6 Panhandle State (H) W 104-13
O13 Daniel Baker (H) L 0-13
O21 Abilene Christian (A) L 0-1
O27 Hardin-Simmons (H) L 9-35
N4 New Mexico (H) L 0-12
N11 New Mexico Military (H) W 20-0
N17 Clarendon (H) L 6-13
N23 Northwestern Okla. (H) L 7-13
N30 Clarendon L 0-26
H/A: 2-6/0-2 146-145

1923

(4-4-1) Coach: Samuel D. Burton
Panhandle State (H) W 100-0
Howard Payne (H) L 0-6
New Mexico (H) W 22-8
Hardin-Simmons W 6-0
Clarendon T 6-6
New Mexico Military L 0-22
North Texas L 6-14
Clarendon W 6-0
TAMU-Commerce L 6-20
H/A: 2-1/2-2-1 152-76

1924

(5-4) Coach: Samuel D. Burton
North Texas L 7-19
Northwestern Oklahoma W 21-6
New Mexico Highlands W 77-0
New Mexico L 6-12
Hardin-Simmons W 12-6
Abilene Christian W 23-13
New Mexico Military L 13-14
Daniel Baker L 0-3
New Mexico Highlands W 14-0
173-73

OSCAR ECKHARDT

1925-27
"Ox" Eckhardt took over the coaching duties from Burton after spending several seasons at the University of Texas. He led WTAMU for three seasons, including 1927's 6-3-1 squad.

1925

(4-4) Coach: Oscar "Ox" Eckhardt
Hardin-Simmons L 6-19
Clarendon W 8-0
New Mexico Highlands W 7-0
Ablene Christian L 7-13
New Mexico W 9-7
North Texas L 6-20
New Mexico Military W 28-12
Texas Tech L 12-13
83-84

1926

(2-6) Coach: Oscar "Ox" Eckhardt
Clarendon W 2-0
McMurry L 0-21
Daniel Baker L 0-14
Hardin-Simmons L 2-3
North Texas L 3-16
New Mexico Military W 46-6
Ablene Christian L 6-19
Texas Tech L 2-7
61-86

1927

(6-3-1) Coach: Oscar "Ox" Eckhardt
Clarendon W 44-0
Daniel Baker L 0-2
McMurry L 0-13
Southwestern Oklahoma T 6-6
Hardin-Simmons L 0-7
Ablene Christian W 13-6
New Mexico Highlands W 25-0
New Mexico Military W 19-0
Stephen F. Austin W 27-6
Texas Tech W 12-9
149-49

W. MITCHELL JONES

1928
Jones coached the Buffs in 1928. He later became dean of men at WTAMU. He is a member of the WTAMU Hall of Champions.

1928

(3-6) Coach: W. Mitchell Jones
Southwestern Oklahoma L 0-26
McMurry L 0-12
Sam Houston State L 0-6
Hardin-Simmons L 6-27
TAMU-Commerce L 18-19
New Mexico Military W 27-0
Montezuma W 14-0
Ablene Christian W 19-14
Texas Tech L 7-18
91-122

CLAUDE E. REEDS

1929-30
Reeds came to WTAMU after a college football career at University of Oklahoma. He led WTAMU to a winning record both years.

1929

(6-3) Coach: Claude E. Reeds
Panhandle State W 32-0
Ablene Christian L 0-16
Hardin-Simmons L 12-14
Daniel Baker W 7-0
New Mexico Military W 27-0
New Mexico Highlands W 13-0
McMurry L 18-19
Texas Tech W 20-0
TAMU-Commerce W 19-7
148-56

1930

(6-3-1) Coach: Claude E. Reeds
Central Oklahoma L 0-7
Panhandle State W 19-0
Ablene Christian W 16-7
TAMU-Commerce W 14-0
Texas Tech W 6-0
Daniel Baker T 0-0
New Mexico Military L 6-27
Stephen F. Austin W 64-0
Hardin-Simmons L 6-26
McMurry W 6-3
137-70

1931

(6-3) Coach: Samuel D. Burton
Texas Tech L 0-21
Central Oklahoma W 6-0
Daniel Baker L 19-40
Phillips W 6-0
Abilene Christian L 0-41
Panhandle State W 45-0
New Mexico Military W 7-0
Sul Ross State W 7-2
McMurry W 18-0
108-104

1932

(4-2-2) Coach: Samuel D. Burton
Hardin-Simmons (H) L 0-6
Wayland Baptist (H) W 52-0
Daniel Baker W 12-0
McMurry W 19-0
Ablene Christian (H) W 12-0
Sul Ross State (H) T 7-7
New Mexico Military T 7-7
Oklahoma City L 9-19
H/A: 2-1-1/2-1-1 120-39

ALFRED BAGGETT

1933-39
Baggett led the Buffs to an Alamo Conference co-championship in 1939. He served as the University's athletic director after the reorganization of the department in 1938.

1933

(2-9) Coach: Alfred E. Baggett
Southwestern Oklahoma L 6-27
Central Oklahoma L 0-6
New Mexico Military L 9-26
Southeastern Oklahoma L 0-20
Hardin-Simmons L 0-6
East Central L 0-12
McMurry W 13-6
Oklahoma City L 13-32
St. Benedict's L 7-19
New Mexico Highlands W 7-6
Northwestern Oklahoma L 6-7
61-167

1934

(4-6) Coach: Alfred E. Baggett
East Central (H) L 0-12
Southwestern Oklahoma (H) L 0-9
Texas-El Paso (H) W 20-6
New Mexico Military W 41-0
McMurry (H) L 7-17
Central Oklahoma L 0-9
New Mexico Highlands (H) W 30-6
Panhandle State W 14-0
St. Benedict's L 14-19
Northwestern Oklahoma L 0-13
H/A: 2-3/2-3 132-91

1935

(5-4-1) Coach: Alfred E. Baggett
New Mexico Military W 20-7
Panhandle State W 14-0
Texas Wesleyan L 0-6
McMurry L 7-13
New Mexico Highlands W 34-0
Texas-El Paso W 14-0
St. Benedict's L 7-21
Central Oklahoma T 0-0
Sul Ross State W 7-6
Southeastern Oklahoma L 7-13
110-66

1936

(7-1-2) Coach: Alfred E. Baggett
Panhandle State W 56-0
Texas-El Paso W 14-0
Texas Wesleyan W 9-0
New Mexico W 13-7
Southeastern Oklahoma W 34-6
Northwestern Oklahoma W 26-0
Sul Ross State T 0-0
New Mexico Highlands W 26-0
New Mexico Military T 0-0
St. Benedict's L 0-19
177-39

1937

(6-3) Coach: Alfred E. Baggett
Panhandle State (H) W 33-0
Daniel Baker (H) W 19-9
Texas Wesleyan (H) L 6-13
Texas-El Paso L 14-16
Hardin-Simmons (H) L 0-40
Northwestern Oklahoma (H) W 26-0
St. Benedict's (H) W 20-0
Sul Ross State W 10-0
New Mexico Military (H) W 41-20
H/A: 5-2/1-1 169-98

1938

(7-2-1) Coach: Alfred E. Baggett
Daniel Baker (H) W 40-7
TAMU-Commerce L 20-21
Southeastern Oklahoma (H) W 19-14
Hardin-Simmons L 0-39
Oklahoma City (H) W 13-7
Pittsburg State (H) T 13-13
Sul Ross State (H) W 16-7
New Mexico Military W 48-0
Western State, Colo. (H) W 27-0
St. Benedict's W 28-0
H/A: 5-0-1/2-2 224-108

1939

(5-3-1) Coach: Alfred E. Baggett
Arizona State L 0-19
Western State, Colo. (H) W 35-0
Oklahoma City L 14-19
St. Mary's (H) W 34-13
Pittsburg State W 7-0
Hardin-Simmons L 13-18
Sul Ross State W 26-6
South Dakota State (H) W 35-7
TAMU-Kingsville T 0-0
H/A: 3-0/2-3-1 164-82

JACK C. CURTICE

1940-41
Curtice led the Buffs to their first-ever undisputed Alamo Conference crown in 1940. He left WTAMU for the athletic director position at Texas-El Paso.

1940

(7-3) Coach: Jack C. Curtice
Alamo Conference Champions
McMurry (H) W 20-0
Arizona State (H) L 12-19
Western State, Colo. W 48-0
Fresno State L 6-15
Northern Arizona (H) W 27-6
St. Benedict's (H) W 40-14
Hardin-Simmons L 7-28
Oklahoma City W 25-0
TAMU-Kingsville (H) W 26-6
St. Mary's W 28-0
H/A: 4-1/3-2 239-88

1941

(8-2) Coach: Jack C. Curtice
Oklahoma City W 34-0
Fresno State W 7-6
Arizona State W 13-7
New Mexico State W 51-0
Western State, Colo. W 66-0
Northern Arizona W 27-0
Hardin-Simmons L 13-20
Texas-El Paso W 40-7
St. Mary's W 40-21
TAMU-Kingsville L 7-39
298-107

W.A. "GUS" MILLER

1942-46
Miller coached football and basketball at WTAMU. He served as the school's athletic director during his tenure. He was named to the Helm's Hall of Fame in basketball. Miller is a member of the Panhandle Sports Hall of Fame and WTAMU's Hall of Champions.

1942

(7-2) Coach: W.A. "Gus" Miller
Texas Tech L 0-39
Arizona State (H) W 28-0
Albuquerque AFB (H) W 18-13
Texas-El Paso (H) W 7-0
Northern Arizona W 27-7
New Mexico State W 23-0
Hardin-Simmons (H) L 0-40
New Mexico W 13-7
Lubbock Air Base (H) W 14-6
H/A: 4-1/3-1 130-112

1943

(No team, World War II)

1944

(4-3) Coach: W.A. "Gus" Miller
Oklahoma State L 6-41
New Mexico W 19-12
Amarillo Air Base L 7-38
Texas Tech L 6-35
Lubbock Air Base W 19-14
Abilene Christian W 41-6
South Plains Air Base W 19-6
117-152

1945

(2-6) Coach: W.A. "Gus" Miller
Eastern New Mexico W 57-6
Baylor L 0-32
Tulsa L 0-32
New Mexico L 0-13
Amarillo Air Base L 12-20
Texas Tech L 6-12
Dalhart Air Base W 21-0
Colorado College L 19-20
115-135

W.W. "WINDY" NICKLAUS

1946
Nicklaus coached for three games in the 1946 after Miller resigned the position

1946

(5-5) Coach: Gus Miller (3-4/)
Windy Nicklaus (2-1)
S21 Texas Tech L 14-26
S27 Houston (H) L 12-14
O4 New Mexico L 0-6
O12 Colorado College (H) W 13-12
O19 Texas-El Paso L 20-26
O26 New Mexico State (H) W 21-14
N2 Northern Arizona (H) W 20-0
N9 Hardin-Simmons L 7-28
N15 Wichita State (H) W 7-6
N23 Arizona State W 7-0
H/A: 4-1/1-4 121-132

FRANK KIMBROUGH

1947-57
Kimrough coached WTAMU for 11 seasons beginning in 1947. He led the Buffs to the 1950 Sun Bowl and the 1957 Tangerine Bowl, both won by WTAMU. He served as athletic director until his retirement in 1969. He is a member of the WTAMU Hall of Champions. Kimbrough Memorial Stadium was named in his honor after his death in 1970.

1947

(7-4) Coach: Frank Kimbrough
S20 Tulsa L 13-26
S27 Abilene Christian L 7-13
O4 Texas Tech L 13-21
O11 Texas-El Paso (H) W 14-0
O18 Midwestern State (H) W 38-0
O24 New Mexico State W 13-7
N1 Northern Arizona W 25-0
N7 Hardin-Simmons (H) L 6-27
N15 Colorado College W 40-6
N22 Arizona State (H) W 28-18
N29 New Mexico W 28-18
H/A: 3-1/4-3 253-125



JERRY BEHRENS (1956-61)

YEAR-BY-YEAR RESULTS



JOE E. KERBEL (1960-70)

1948
(6-5) Coach: Frank Kimbrough

S11 Northern Arizona (H)	W 28-0
S18 Texas Tech	L 0-19
S25 Abilene Christian (H)	W 41-19
O2 North Texas (H)	L 7-20
O9 Texas-El Paso	L 7-21
O16 Midwestern State	W 28-7
O23 TAMU-Commerce#	L 7-13
O30 Houston (H)	W 28-13
N11 Hardin-Simmons	L 6-28
N27 New Mexico (H)	W 19-0
D4 Corpus Christi	W 21-13
H/A/N: 4-1/2-3/0-1	192-153

at Dallas

1949
(5-4) Coach: Frank Kimbrough

S17 TAMU-Commerce (H)	W 41-7
S24 McMurry (H)	L 7-34
O1 Texas Tech	L 19-35
O8 Texas-El Paso (H)	L 7-34
O15 Houston	L 13-14
O22 Trinity (H)	W 55-20
N5 Northern Arizona (H)	W 47-6
N12 Hardin-Simmons (H)	W 19-7
N26 New Mexico	W 41-13
H/A: 4-2/1-2	249-170

1950
(10-1) Coach: Frank Kimbrough
Border Conference Champions

S16 Northern Arizona (H)	W 52-12
S23 Arizona	W 34-26
S30 McMurry (H)	W 41-19
O7 Texas Tech	W 28-13
O14 New Mexico (H)	W 45-6
O21 Sam Houston St. (H)	W 45-6
O28 Trinity	L 20-27
N4 Texas-El Paso	W 40-12
N18 Hardin-Simmons	W 47-13
N25 Corpus Christi	W 26-13
J1 Cincinnati*	W 14-13
H/A/N: 4-0/5-1/1-0	386-190

* Sun Bowl @ El Paso

1951
(2-7) Coach: Frank Kimbrough

S15 Trinity (H)	L 7-19
S22 Texas Tech	L 7-46
S29 McMurry (H)	W 28-20
O6 Arizona	L 13-28
O13 North Texas	L 14-42
O27 Hardin-Simmons (H)	L 6-27
N3 Arizona State	L 0-34
N10 New Mexico State	W 50-20
N24 Texas-El Paso (H)	L 6-13
H/A: 1-4/1-3	131-249

1952
(3-6) Coach: Frank Kimbrough

S20 Texas Tech	L 7-46
S27 McMurry (H)	W 19-6
O11 New Mexico State (H)	W 45-7
O18 Arizona State	L 14-48
O25 Abilene Christian (H)	W 20-18
N8 Midwestern State (H)	L 13-21
N15 Trinity	L 6-39
N22 Hardin-Simmons	L 6-25
N27 Texas-El Paso	L 7-31
H/A: 3-1/0-5	137-243

1953
(1-8-1) Coach: Frank Kimbrough

S19 Texas Tech	L 14-40
S26 McMurry (H)	T 20-20
O10 Trinity (H)	L 6-14
O17 Arizona State	L 20-39
O24 Hardin-Simmons (H)	L 14-26
O31 Arizona	L 6-38
N7 Midwestern State	W 20-14
N14 North Texas	L 6-38
N21 New Mexico State	L 13-19
N28 Texas-El Paso (H)	L 7-27
H/A: 0-3-1/1-5	126-276

1954
(1-8) Coach: Frank Kimbrough

S18 McMurry (H)	L 18-19
S25 Texas Tech	L 7-33
O2 Midwestern State (H)	L 7-14
O16 New Mexico State (H)	W 41-7
O23 Arizona State	L 14-21
O30 Arizona	L 12-48
N6 Trinity	L 7-19
N13 Hardin-Simmons	L 27-33
N25 Texas-El Paso	L 13-33
H/A: 1-2/0-6	146-227

1955
(4-4-1) Coach: Frank Kimbrough

S17 Corpus Christi (H)	W 46-0
S24 McMurry (H)	W 6-0
O1 Midwestern State (H)	W 34-0
O8 Arizona	T 20-20
O15 New Mexico State	W 32-6
O22 Hardin-Simmons (H)	L 18-19
O29 Texas Tech	L 24-27
N5 Arizona State	L 7-27
N19 Texas-El Paso	L 7-13
H/A: 3-1/1-3-1	194-112

1956
(8-2) Coach: Frank Kimbrough

S15 Corpus Christi (H)	W 29-6
S22 McMurry (H)	W 33-7
S29 Sul Ross State (H)	W 48-0
O13 Texas Tech	W 34-14
O20 New Mexico State (H)	W 45-0
N3 Arizona	L 13-20
N10 Hardin-Simmons	W 20-6
N17 Texas-El Paso (H)	L 13-16
J1 Midwestern State	W 41-14
D1 Southern Mississippi*	W 20-13
H/A/N: 4-1/3-1/1-0	296-96

* Tangerine Bowl @ Orlando, Fla.

1957
(7-3) Coach: Frank Kimbrough

S14 McMurry (H)	W 20-7
S21 Texas Tech	W 19-0
S28 Texas-El Paso	L 12-20
O5 Southern Miss. (H)	L 0-34
O12 Trinity	W 27-20
O19 New Mexico State	W 35-7
O26 Hardin-Simmons (H)	W 39-19
N2 Arizona	W 21-20
N9 Abilene Christian (H)	W 12-2
N16 Drake	L 19-20
H/A: 1-1/4-2	204-149

CLARK JARNAGIN
1958-59
Jarnagin came to WTAMU after a successful stint at powerhouse Hardin-Simmons. He served as assistant coach at WTAMU before being named head coach.

1958
(1-9) Coach: Clark Jarnagin

S20 Virginia Tech	L 12-28
S27 Texas Tech	L 7-32
O4 Arizona State	L 13-16
O11 Texas-El Paso (H)	L 12-29
O18 Trinity (H)	L 7-35
O25 Southern Mississippi	L 0-15
N1 Arizona	L 8-15
N8 Abilene Christian (H)	L 21-28
N15 Hardin-Simmons	L 6-26
N22 New Mexico State (H)	W 39-32
H/A: 1-3/0-6	125-256

1959
(1-9) Coach: Clark Jarnagin

S19 Arizona State	L 22-43
S26 Arizona (H)	L 6-7
O3 North Texas	L 6-28
O10 Texas-El Paso	L 12-13
O17 Southern Miss. (H)	L 6-37
O24 Hardin-Simmons (H)	L 0-22
O31 Drake (H)	W 34-21
N7 Virginia Tech (H)	L 21-26
N14 Trinity	L 8-14
N21 New Mexico State	L 13-35
H/A: 1-4/0-5	128-246

JOE E. KERBEL
1960-70
Possibly the best known coach in WTAMU history, Kerbel coached the Buffs to two bowl games (the 1962 Sun Bowl and the 1967 Jr. Rose Bowl). He is the winningest coach in WTAMU history with a 68-42-1 record. He served as athletic director from 1969-71 and is a member of the WTAMU Hall of Champions and the Panhandle Sports Hall of Fame.

1960
(3-7) Coach: Joe E. Kerbel

S17 Texas Tech	L 14-38
S24 Arizona State (H)	L 3-14
O1 Southern Mississippi	L 18-28
O8 Texas-El Paso (H)	L 3-6
O15 North Texas (H)	W 14-6
O22 Hardin-Simmons	W 21-0
O29 Arizona	L 14-21
N5 Trinity (H)	W 28-0
N12 New Mexico State (H)	L 15-35
N24 Wichita State	L 11-31
H/A: 2-3/1-4	141-179

1961
(6-4) Coach: Joe E. Kerbel

S23 Brigham Young (H)	W 55-8
S30 Texas-El Paso	W 56-27
O7 Wichita State (H)	L 34-41
O14 Arizona State (H)	L 11-28
O21 Hardin-Simmons (H)	W 42-0
O28 Arizona (H)	W 27-23
N4 Bowling Green	L 6-28
N11 Trinity	W 29-28
N18 New Mexico State	W 35-22
D2 Texas Tech	L 14-16
H/A: 3-2/3-2	309-221

1962
(9-2) Coach: Joe E. Kerbel

S15 Trinity (H)	W 61-0
S22 Texas Tech	W 30-27
S29 Texas-El Paso (H)	W 49-0
O6 Texas-Arlington (H)	W 49-0
O13 Arizona State	W 15-14
O20 New Mexico State (H)	W 20-12
O27 Arizona	L 3-8
N3 Bowling Green (H)	W 23-7
N10 North Texas	L 13-20
N17 Hardin-Simmons	W 34-13
D31 Ohio*	W 15-14
H/A/N: 5-0/3-2/1-0	312-115

* Sun Bowl @ El Paso, Texas

1963
(4-4-1) Coach: Joe E. Kerbel

S21 Texas-Arlington (H)	W 22-17
S28 Pacific (H)	W 32-8
O5 North Texas (H)	W 38-17
O12 Arizona State	L 16-24
O19 Memphis State (H)	L 14-29
O26 Arizona (H)	L 3-6
N2 Trinity	W 24-12
N9 New Mexico State (H)	T 24-24
N30 Texas-El Paso	L 0-13
H/A: 3-2-1/1-2	173-140

1964
(4-6) Coach: Joe E. Kerbel

S19 Ohio (H)	L 14-16
S26 Arizona State (H)	L 8-34
O3 Texas-El Paso (H)	W 14-0
O10 North Texas	W 21-13
O17 Memphis State (H)	L 0-41
O24 Trinity (H)	W 21-6
O31 San Jose State (H)	W 18-7
N7 Texas Tech	L 0-48
N14 New Mexico State	L 0-40
N21 Texas-Arlington	L 16-20
H/A: 3-3/1-3	112-127

1965
(6-4) Coach: Joe E. Kerbel

S18 Ohio	W 7-0
S25 Bowling Green (H)	W 34-0
O2 Arizona State (H)	W 22-14
O9 Trinity (H)	W 34-6
O16 Colorado State (H)	W 15-12
O23 New Mexico State (H)	L 2-10
O30 Memphis State	L 12-27
N6 Drake (H)	W 20-14
N13 Lamar	L 24-21
N27 Texas-El Paso	L 21-38
H/A: 5-1/1-3	181-142

1966
(7-3) Coach: Joe E. Kerbel

S17 Texas-Arlington (H)	W 38-6
S24 Pacific	W 49-7
O1 Arizona State	W 21-20
O8 Texas-El Paso (H)	L 3-9
O15 Richmond (H)	W 41-7
O22 New Mexico State (H)	W 17-14
O29 Memphis State (H)	L 14-26
N5 Northern Arizona	W 34-7
N12 Colorado State	L 26-35
N19 W. Michigan (H)	W 30-7
H/A: 4-2/3-1	273-138

1967
(8-3) Coach: Joe E. Kerbel

S16 Montana State (H)	W 35-26
S23 Utah State (H)	L 27-44
S30 Pacific (H)	W 34-6
O7 Colorado State (H)	W 24-14
O14 San Jose State (H)	W 28-14
O21 New Mexico State (H)	L 10-24
O28 Texas-Arlington (H)	W 37-27
N4 Northern Illinois	W 17-10
N11 East Carolina	W 37-13
N18 Wichita State	L 13-22
D2 *Cal State-Northridge	W 35-13
H/A/N: 5-1/2-2/1-0	297-213

* Junior Rose Bowl @ Pasadena, Calif.

1968
(8-2) Coach: Joe E. Kerbel

S14 Lamar (H)	W 45-7
S21 Wichita State (H)	W 26-0
S28 Pacific (H)	W 23-7
O5 Montana State	W 35-20
O12 Memphis State	L 21-42
O19 Texas-Arlington (H)	W 41-0
O26 Utah State	L 10-20
N9 Western Michigan (H)	W 53-36
N16 New Mexico State	W 23-14
N23 Colorado State	W 22-17
H/A: 5-0/3-2	299-163

1969
(6-4) Coach: Joe E. Kerbel

S20 Northern Arizona (H)	L 20-21
S27 Northern Illinois (H)	W 22-7
O4 Wichita State	W 24-14
O11 San Diego State (H)	L 14-24
O18 Colorado State	L 7-27
O25 New Mexico State (H)	W 17-16
N1 Texas-Arlington	W 41-7
N8 Western Michigan	W 28-20
N15 Bowling Green (H)	W 28-12
N29 Southern Mississippi	L 9-10
H/A: 3-2/3-2	210-158

1970
(7-3) Joe E. Kerbel

S19 Lamar	L 28-33
S26 Wichita State (H)	W 43-0
O3 East Carolina (H)	W 42-30
O10 Northern Illinois	W 24-22
O17 North Texas (H)	L 10-11
O24 New Mexico State (H)	W 37-7
O31 Texas-Arlington	W 33-8
N7 Western Michigan (H)	L 0-20
N14 Bowling Green	W 23-7
N21 Southern Mississippi	W 14-11
H/A: 3-2/4-1	254-149

GENE MAYFIELD
1971-76
Mayfield returned to WTAMU after spending several years in prep ranks at Odessa Permian High School. He led the Buffs to a co-championship in 1972. He played college ball at WTAMU in 1945, 1948-50. He was the starting quarterback for WTAMU in the 1950 Sun Bowl. Mayfield, a member of the WTAMU Hall of Champions, also served as athletic director.

1971
(2-9) Coach: Gene Mayfield

S11 Memphis State	L 0-30
S18 Lamar (H)	W 14-6
O2 Tulsa (H)	L 13-17
O9 Texas-Arlington (H)	L 0-13
O16 Northern Illinois (H)	L 19-22
O23 Idaho (H)	L 0-26
O30 Wichita State	W 31-14
N6 New Mexico State	L 24-50
N13 Colorado State	L 14-36
N20 Drake (H)	L 28-32
N27 Southern Mississippi	L 0-35
H/A: 1-5/1-4	143-281

1972
(5-5) Coach: Gene Mayfield

S16 Drake	L 12-40
S23 Colorado State (H)	W 41-14
S30 Lamar (H)	W 35-12
O7 Southern Mississippi	L 7-14
O14 New Mexico State (H)	W 63-14
O21 Northern Illinois	L 8-17
O28 Wichita State (H)	W 21-16
N4 San Diego State	L 6-37
N11 Texas-Arlington	L 7-20
N18 North Texas	W 17-14
H/A: 4-0/1-5	217-198

1973
(2-9) Coach: Gene Mayfield

S8 Drake (H)	W 13-10
S15 Tulsa	L 3-48
S22 North Texas	L 15-32
S29 Northern Illinois (H)	L 14-21
O6 Lamar	W 13-0
O20 Utah State (H)	L 14-36
O27 Wichita State	L 14-30
N3 New Mexico State	L 14-56
N10 Tampa (H)	L 6-28
N17 Southern Miss. (H)	L 0-28
N24 Louisville (H)	L 9-21
H/A: 1-5/1-4	115-310

1974
(6-5) Coach: Gene Mayfield

S14 Drake	W 37-17
S21 New Mexico State (H)	L 0-41
S28 Wichita State (H)	W 41-7
O5 Southern Miss. (H)	W 31-0
O12 Idaho	W 21-6
O19 Tulsa	L 14-17
O26 Utah State	L 16-21
N2 Lamar (H)	L 7-9
N9 Tampa	W 24-6
N16 North Texas (H)	W 21-14
N30 Louisville	L 8-10
H/A: 3-2/3-3	220-148

1975
(5-6) Coach: Gene Mayfield

S6 Wichita State	L 7-13
S13 Lamar	W 10-8
S20 Tulsa (H)	L 14-23
O4 Texas-Arlington (H)	L 7-39
O11 Utah State	L 17-21
O18 Drake (H)	W 24-6
O25 Northeast Louisiana	W 45-20
N8 New Mexico State (H)	W 38-10
N15 McNeese State	L 33-39
N22 Louisville (H)	W 49-23
N29 North Texas	L 15-16
H/A: 3-2/2-4	259-218

1976
(4-5-2) Coach: Gene Mayfield

S18 Wichita State (H)	W 14-10
S25 Southern Illinois	L 17-21
O2 Texas-Arlington	L 21-23
O9 Houston	L 7-50
O16 North Texas (H)	L 7-10
O23 Drake	L 14-34
O30 McNeese State (H)	W 30-25
N6 Lamar (H)	W 21-6
N13 NE Louisiana (H)	W 58-41
N20 New Mexico State	T 13-13
N27 Tulsa	T 17-17
H/A: 4-1/0-4-2	219-250

BILL YUNG
1977-81
Yung coached the Buffs to Missouri Valley Conference championships in 1977 and 1979.

1977
(6-4-1) Coach: Bill Yung
Missouri Valley Conference Champions

S3 Wichita State	L 10-14
S17 McNeese State	L 8-20
S24 North Texas	L 20-31
O1 Texas-Arlington (H)	L 13-17
O8 New Mexico State	W 17-14
O15 Drake (H)	W 31-7
O22 Lamar	W 29-7
O29 Indiana State (H)	W 31-20
N12 Colorado State (H)	T 21-21
N19 Tulsa (H)	W 57-21
N26 Southern Illinois (H)	W 28-9
H/A: 4-1-1/2-3	262-183

1978
(3-8) Coach: Bill Yung

S2 Mississippi State	L 10-28
S9 Texas-Arlington	W 18-10
S16 McNeese State (H)	L 13-45
S23 Southern Illinois	L 3-17
S30 Wichita State (H)	L 37-38
O7 North Texas (H)	L 0-35
O14 Lamar (H)	W 55-16
O21 Indiana State	W 36-7
N4 Tulsa	L 23-44
N11 Drake	L 21-24
N22 New Mexico State (H)	L 31-33
H/A: 1-4/2-4	237-297

1979
(5-5-1) Coach: Bill Yung
Missouri Valley Conference Champions

S1 Southern Illinois (H)	W 14-0
S8 Texas-Arlington (H)	L 6-10
S15 McNeese State	L 0-21

YEAR-BY-YEAR RESULTS

1982

(3-8) Coach: Don Davis

S4	Abilene Christian (H)	L	29-33
S11	Louisiana Tech	L	7-28
S18	Southwest Louisiana	L	18-31
S25	McNeese State (H)	W	25-17
O2	Wichita State (H)	L	21-24
O16	Florida	L	14-77
O23	North Texas (H)	W	24-22
O30	Drake (H)	L	24-31
N6	Tulsa	L	21-59
N13	New Mexico State (H)	W	30-28
N20	Southern Illinois	L	13-17
H/A:	3-3/0-5		226-367

1983

(0-10-1) Coach: Don Davis

S3	North Texas	L	3-32
S10	Abilene Christian (H)	L	3-28
S17	McNeese State	L	0-17
S24	Texas-Arlington (H)	L	13-31
O1	Angelo State (H)	L	3-10
O8	Illinois State (H)	T	24-24
O22	Wichita State	L	30-31
O29	Drake	L	26-36
N5	Indiana State (H)	L	20-31
N12	Tulsa	L	16-31
N19	New Mexico State	L	24-26
H/A:	0-4-1/0-6		162-297

1984

(3-8) Coach: Don Davis

S1	Northern Illinois	L	33-40
S8	Texas-Arlington	L	19-27
S15	New Mexico	L	0-27
S22	McNeese State (H)	L	7-24
S29	Iowa State	L	0-14
O5	Tulsa (H)	L	7-35
O12	Abilene Christian (H)	W	14-10
O19	Southern Illinois	W	24-17
O26	New Mexico State	W	21-13
N10	Wichita State	L	14-17
N17	Drake (H)	L	22-25
H/A:	1-3/2-5		161-249

Bill Kelly

1985-87

Kelly guided the Buffs to a 6-3-1, second-place finish in the Missouri Valley in 1985 and to the Lone Star Conference crown with a 7-4 mark in WTAMU's first season in Division II the following season. He was named Coach of the Year in the MVC in 1985 and in the LSC in 1986.

1985

(6-3-1) Coach: Bill Kelly

S7	Abilene Christian	L	18-25
S14	Angelo State (H)	W	12-10
S21	Louisiana Tech (H)	L	10-20
S28	TAMU-Kingsville (H)	W	27-17
O5	Indiana State (H)	W	29-27
O12	Wichita State (H)	W	33-21
O19	Illinois State	T	29-29
O26	Tulsa	L	17-44
N2	Drake	W	28-27
N16	New Mexico State	W	55-25
H/A:	4-1/2-2-1		258-245

1986

(7-4) Coach: Bill Kelly

<i>Lone Star Conference Champions</i>			
S6	Troy State (H)	L	32-38
S13	Central Oklahoma (H)	W	35-28
S20	Louisiana Tech	L	21-24
S27	Mississippi College (H)	L	24-34
O4	Stephen F. Austin	L	31-36
O11	Angelo State (H)	W	38-15
O18	Howard Payne	W	31-7
O25	TAMU-Commerce (H)	W	49-19
N1	TAMU-Kingsville	W	54-49
N15	Eastern New Mexico (H)W		50-3
N22	Abilene Christian	W	32-28
H/A:	4-2/3-2		397-281

1987

(5-6) Coach: Bill Kelly

S5	Stephen F. Austin (H)	L	3-7
S12	Central Oklahoma (H)	W	25-8
S19	Troy State	L	0-45
S26	Mississippi College	L	16-28
O3	East Central, OK (H)	W	27-17
O10	Angelo State	L	7-36
O24	TAMU-Commerce	W	35-34
O31	TAMU-Kingsville (H)	L	20-44
N7	WV Missouri (H)	W	33-21
N14	Eastern New Mexico	W	29-7
N21	Abilene Christian (H)	L	17-27
H/A:	3-3/2-3		212-276

Steve Graf

1988-90

Graf led the Buffs to a 6-26 record during his three seasons. He served as an assistant coach before taking over the head coaching duties. Graf also served as WTAMU's athletic director.

1988

(2-8) Coach: Steve Graf

S3	Lamar	L	21-42
S10	Northeast Missouri	L	28-45
S24	Northwest Missouri	W	65-42
O1	Angelo State (H)	L	6-52
O8	Cameron	L	29-56
O15	TAMU-Commerce (H)	L	37-41
O22	TAMU-Kingsville	L	7-32
O29	Central Oklahoma	L	15-27
N5	Eastern New Mexico (H)W		34-15
N12	Abilene Christian	L	37-51
H/A:	1-2/1-6		279-403

1989

(3-8) Coach: Steve Graf

S2	Cal-State-Sacramento (H)L		22-35
S9	Cal Poly-SLO	L	10-31
S16	Lamar (H)	L	17-49
S23	Nebraska-Kearney (H)	W	45-28
S30	Angelo State	L	14-49
O7	Cameron (H)	W	28-9
O14	TAMU-Commerce	L	20-21
O21	TAMU-Kingsville (H)	L	3-39
O28	Central Oklahoma (H)	W	26-24
N4	Eastern New Mexico	L	17-21
N11	Abilene Christian (H)	L	20-38
H/A:	3-4/0-4		222-344

1990

(1-10) Coach: Steve Graf

S1	Cal State-Sacramento	L	9-22
S8	Cal Poly-SLO (H)	L	13-48
S15	Tarleton State (H)	L	15-16
S22	Nebraska-Kearney	L	14-17
S29	Angelo State (H)	L	14-52
O6	Cameron	W	20-17
O13	TAMU-Commerce (H)	L	35-51
O20	Texas A&M-Kingsville	L	16-21
O27	Central Oklahoma	L	16-38
N3	Eastern New Mexico (H)L		0-32
N10	Abilene Christian	L	22-24
H/A:	0-5/1-5		174-338

1991

Did not play - program disbanded

Ron Steele

1992-93

Steele coached the Buffs for two seasons as WTAMU returned to the gridiron.

1992

(1-9) Coach: Ron Steele

S5	Southwestern Okla. (H)L		0-37
S12	Fort Lewis	L	35-46
S26	Cameron	L	10-44
O3	Western N.M. (H)	L	20-30
O10	Prairie View A&M (H)	W	21-15
O17	Southwestern Okla. (H)	L	7-38
O24	N.M. Highlands	L	14-42
O31	Tarleton State (H)	L	7-36
N7	Eastern New Mexico (H)L		0-56
N14	Panhandle State	L	0-14
H/A:	1-4/0-5		114-358

1993

(3-6) Coach: Ron Steele

S11	Fort Lewis (H)	L	24-27
S18	Panhandle State (H)	W	69-8
S25	Southwestern Okla.	L	24-47
O2	Midwestern State (H)	L	12-31
O9	Prairie View A&M	W	28-6
O16	Southwestern Okla.	L	14-44
O30	Tarleton State (H)	L	27-28
N6	Eastern New Mexico	W	35-34
N13	Western New Mexico	L	16-41
H/A:	1-3/2-3		249-286

Morris Stone

1994-96

Stone, who started his coaching career with a 7-0 record in 1994, helped WTAMU in the transition back to the Lone Star Conference.

1994

(9-2) Coach: Morris Stone

S3	Fort Lewis (N)	W	39-16
S10	Adams State (H)	W	14-7
S17	Howard Payne (H)	W	59-56
S24	N.M. Highlands (H)	W	48-16
O1	Midwestern State	W	35-28
O8	Western N.M. (H)	W	70-44
O15	Hardin-Simmons	W	40-34
O22	Abilene Christian	L	50-51
O29	Tarleton State	W	59-33
N5	Eastern New Mexico (H)L		38-48
N12	Panhandle State	W	54-28
H/A/N:	4-1/4-1/1-0		506-361

* at Farmington, New Mexico



LEON MANLEY (1957-59)

1995

(5-6) Coach: Morris Stone

S2	Western N.M. (H)	W	35-23
S9	Adams State	W	44-26
S16	Fort Lewis (H)	W	44-7
S23	Southwestern Okla. (H)W		38-21
S30	Angelo State	L	14-54
O7	Tarleton State (H)	W	46-23
O14	TAMU-Commerce	L	7-51
O21	TAMU-Kingsville (H)	L	17-55
O28	Central Oklahoma (H)	L	6-43
N4	Eastern New Mexico	L	7-10
N11	Abilene Christian (H)	L	14-21
H/A:	4-2/1-4		272-334

1996

(1-9) Coach: Morris Stone

S7	Adams State (H)	L	10-13
S14	Midwestern State	W	5-0
S21	Southwestern Okla.	L	21-31
O5	Angelo State (H)	L	10-28
O12	Tarleton State	L	17-27
O19	TAMU-Commerce (H)	L	0-31
O26	TAMU-Kingsville	L	0-21
N2	Central Oklahoma	L	7-21
N9	Eastern New Mexico (H)L		21-31
N16	Abilene Christian	L	3-26
H/A:	0-5/1-4		94-229

Stan McGarvey

1997-2001

McGarvey produced the second-best turnaround in NCAA Division II in 1997 with a 7-4 record in his first season.

1997

(7-4) Coach: Stan McGarvey

A28	Stephen F. Austin	L	17-35
S6	Adams State	W	48-0
S13	Southwestern Okla.	W	34-7
S20	East Central (H)	W	48-0
O4	Angelo State	L	23-31
O11	Tarleton State (H)	W	31-17
O18	TAMU-Commerce	L	14-21
O25	TAMU-Kingsville (H)	L	0-33
N1	Midwestern State (H)	W	51-7
N8	Eastern N.M. (OT)	W	35-34
N15	Abilene Christian (H)	W	20-0
H/A:	4-1/3-3		321-185

1998

(8-3) Coach: Stan McGarvey

A29	Panhandle State (H)	W	54-14
S5	Central Arkansas	L	30-38
S12	Southwestern Okla.	W	42-0
S1	East Central (H)	W	42-0
O3	Angelo State (H)	W	37-7
O10	Tarleton State	W	35-6
O17	TAMU-Commerce (H)	W	27-14
O24	TAMU-Kingsville	L	21-43
O31	Midwestern State	W	38-22
N7	Eastern New Mexico (H)W		13-10
N14	Abilene Christian (20T)	W	29-36
H/A:	5-0/3-3		368-190

1999

(3-8) Coach: Stan McGarvey

A28	Panhandle State	W	30-20
S4	Central Arkansas (H)	L	20-27
S27	Southwestern Okla.	L	20-25
S25	Southwestern Okla. (H)	L	24-31
O2	Angelo State	L	7-28
O9	Tarleton State (H)	W	7-6
O16	TAMU-Commerce	L	3-9
O23	TAMU-Kingsville (H)	L	14-35
O30	Midwestern State (H)	L	0-24
N6	Eastern New Mexico	L	16-24
N13	Abilene Christian (H)	W	21-9
H/A:	2-4/1-4		162-238

2000

(5-6) Coach: Stan McGarvey

A26	Western New Mexico (H)	W	50-0
S9	Midwestern State	L	7-14
S16	Western Washington	L	17-41
S23	Northeastern State (H)	W	21-12
S30	Angelo State (H)	L	3-28
O7	Tarleton State	L	19-43
O14	TAMU-Commerce (H)	W	45-20
O21	TAMU-Kingsville	W	13-3
O28	East Central Univ.	L	17-26
N4	Eastern New Mexico (H)L		21-49
N11	Abilene Christian	W	31-30
H/A:	3-2/2-4		244-256

2001

(2-9) Coach: Stan McGarvey

A30	Midwestern State (H)	L	14-42
S8	Western N.M.	W	35-14
S15	Northwestern Okla. (H)W		27-10
S22	Northeastern State	L	17-28
S29	Angelo State	L	10-30
O6	Tarleton State (H)	L	3-62
O13	TAMU-Commerce	L	19-28

O20	TAMU-Kingsville (H)	L	17-33
O27	East Central (H)	L	30-38
N3	Eastern New Mexico	L	27-41
N10	Abilene Christian (H)	L	31-34
H/A:	1-5/1-4		238-352

Ronnie Jones

2002-2004

Jones, who was WTAMU's 25th coach, had 24 years of coaching experience in the NFL and Division I. He was part of seven collegiate conference championships, one Rose Bowl championship and NFL division titles.

2002

(0-11) Coach: Ronnie Jones

S7	Southwestern Okla. (H)L		21-39
S14	Northwestern Okla. (A)	L	0-43
S21	Central Oklahoma (H)	L	14-34
S28	Southwestern Okla. (A)	L	7-43
O5	Angelo State (H)	L	0-19
O12	Midwestern State (A)	L	14-54
O19	TAMU-Commerce (H)	L	17-18
O26	TAMU-Kingsville (A)	L	

ALL-TIME LETTERWINNERS

A

Miles Ackerman '11, '12, '13, '14
 Ralph Ackerman '19
 Kenneth Adameck '76
 Bob Adams '20
 Donny Adams 2000
 Ed Adams '79, '80
 Lamont Adams '96
 Wayne Adams '69, '70
 Ricko Aguirre '98, '99, '00, '01
 Tom Airhart '49, '50, '51
 Glen Akers '19, '20
 Yomi Akintunde 2007
 Dan Alaniz '93, '94
 Richard Albertson '85, '86
 Gus Aldana '92, '93, '94
 Tony Alexander '84, '85
 Ed Alford '72, '73, '74
 Chase Allen 2002, '03, '04
 George Allen '64, '65
 Marc Allen '64, '65, '66
 Steve Allen 2006, '07
 Wallace Allen '41
 Perry Allred '79, '80, '81
 Carl Alvord '94
 Buck Ambrum '36, '37
 Chris Anderson '86, '87
 Don Anderson '42
 J.W. Anderson '40, '42
 Louis Anderson '41
 Ralph Anderson '68, '69, '70
 Troy Anderson '67, '68, '69
 Will N. Anderson '24, '25
 Clete Andrews 2001
 Dan Andrews '66, '67
 Rod Ansley 2005
 Tim Anuskiewicz '88, '89, '90
 Jimmy Arias '97
 Roy Armentrout '64, '65
 Anthony Armstrong 2001, '02, '03, '04
 Jason Arnold 2000
 Simon Arriola '90
 Carlos Artis '95
 Jason Ash '92, '93
 Nick Ashley 2002, '04, '05, '06
 Pat Aton '14
 Nick Awalt-Thompson '93, '94
 John M. Ayers '73, '74, '75
 John T. Ayers '97, '98, '00, '01
 Bobby Azam '92, '93
 Dag Azam '67, '68, '69

B

Babbit '16
 Shade Baichtal 2009
 Brad Bailey '92, '93, '94
 Brian Bailey '92, '93, '94
 Richard Bailey '99, '00
 Samuel Bailey '98
 Hugh Bain '18
 Michael Bain '88, '89
 Clyde Baird '11
 Fred Baird '11
 Adrian Baker '81, '82, '83
 Brendan Baker '06
 Chip Baker '93, '94
 Milton Baker '78, '79, '80, '81
 Ronald Baker '81
 Eugene H. Baldwin '62, '63
 M.C. Ball '15
 R. Ball '15
 Guy Ballard '15
 Ken Ballard '54, '55, '57
 Prentice Ballengee '31, '32
 Boyce Bandy '28, '29
 Aaron Banks '68
 Demitri Banks 2004
 Rod Banks '81
 Rocco Barbaro '97
 Chris Barnard '80, '81
 Charles Barnes '95, '96
 Tyrone Barnes '96
 Val Barnes 2002, '03
 Joe Bob Barnhill '51, '53
 Duane Barrett '51
 Price Barrett '29
 Rick Barrett '65, '66, '67
 Randy Barnis 2001
 Delbert Barron '40
 Willie Barton, 2008
 Farris Bass '27, '28, '29
 Aaron Bassett '99, 2000

Reginald Bassett '70
 Ronnie Bassett '71
 Walker Bateman '49, '50
 Larry Bates '73
 Vic Bates '46, '47
 Weldon Bates '48, '49
 Dick Battenfield '20
 John Battenfield '19
 R. Battenfield '19
 Don Beck '54, '55, '56, '57
 Michael Becker '97, '98, '00
 Jack Beech '54
 Dwaine Beery '51
 Jerry Behrens '59, '60, '61
 Clarence Bell '14
 Adam Bell 2002
 Dalton Bell 2003, '04, '05, '06
 Danny Bell '77
 Norman Bell '80, '81, '84
 Paul Bell '79, '80, '81, '82
 Curtis Bennett '80, '81, '82
 Tommy Bennett '80, '81
 Willis Bennett '28
 George Benny '61, '62
 Ben Bentley '72, '73, '74
 Carroll Bentley '64
 Grady Benton '94, '95
 Robby Bergt '92
 Frank Bettencourt, Jr. '67, '68
 Andrew Bettie '89
 Joe Biagianni '93
 Dominique Bibben 2002, '03, '04, '05
 James Bibben 2005, '06
 Bruce Bible 2000
 Fred Biffle '32
 D.V. Biggers '34
 Todd Billings '98, '99
 R.F. Bird '17
 Carl Birdsong '77, '78
 Delbert Bivens '20, '22, '23
 Ira Bivens '23
 Ray Bivens '21, '22, '24, '25
 Bill Black '11, '12, '13, '15
 W.C. Black '12
 B. Blackmon 2006
 Darrell Blades '74, '75, '76
 John Blaine '73
 Don Blair '58, '59
 Lyke Blake '36
 Tully Blanchard '74, '75, '76
 Carlos Blanco '94
 Blankenship '15
 H.H. "Hoss" Bledsoe '44, '45
 Bobbit '15
 Scott Boldvich '97, '98
 Jerry Bollen '50, '51
 Bob Bolton '21
 Emmett Bonamarte '86
 Price Bonnett '29
 Bill Boren '26
 Carl Boston '13
 William M. Boston '13
 Paul Boswell '51, '52
 Mark Bounds '88, '89, '90
 Bill Bowen '26
 Randy Bowers 2000, '01, '02, '03
 Austin Bowers '50, '51
 Marvin Bowman '42
 Sterling Bowman '97, '98
 Boyce Box '46
 Cloyce Box '46, '48, '49
 Carroll Boyd '32
 Quentin Boyd 2005
 Todd Boydston '90
 R.A. Boyer '13
 Roger Boykins '76, '77, '78
 Harsden Boyles '25, '26, '27
 R.A. Boyler '48, '49
 Scott Braden '76, '77, '78
 Steve Braden '97
 Bill Bradley '60, '61
 Hal Bradley '40
 Bryan Braman 2009
 Mark Brand '85, '86
 Eugene Brandon '40
 Tony Brasfield '81
 Orville Bratton '40
 Larry Brazon '67, '68
 Jeff Bridges '92
 Pat Bridges '80, '81
 Don Briggs '47, '48, '49, '50
 John Briggs '58
 Marcus Brigham, 2008
 Jim Brinkley '58

Kevin Brinkley '99, 2000, '01
 Michael Briso 2005
 Charles Briscoe '79, '80, '81, '82
 Joe Britt '54
 Leonard Britt '33
 Brent Brittain '84, '85, '86
 I.W. Brock '40
 Jared Brock 2005, '06, '07, '08
 Joe Brock '70, '71, '72
 Pete Bromley '46, '48, '49, '50
 Joe Brooks '53, '54, '55, '56
 Henry Brotherton '36
 Lawrence Brotherton '30, '31, '32
 Dabe Browder '44, '45
 Carl Brown '71, '72
 Chris Brown '98
 Chris Brown 2008, '09
 Frank Brown '24
 Gerald Brown '28, '34
 Jerry Brown '54
 Kelly Brown '77, '78, '79, '80
 Kevin D. Brown '83, '84, '85, '86
 Kevin E. Brown '82, '83, '84
 Ray Brown '19, '20
 Raymond Brown '68, '69, '70
 Robert Brown '73, '74, '75
 Russell Brown '19, '20
 Willie Brown '67, '68
 Tom Brownfield '72, '73
 Blake Bryant '82, '88
 John David Bryant '60, '61
 David Buchanan '85
 Frank Buchanan '48
 Cedric Buckley '89, '90
 Dan Buesing '88, '89, '90
 Bradley Bullitt 2006
 Doyle Bunch '37
 Bill Bundy '62, '63, '64
 Jeff Bunker '88, '89, '90
 Bill Burch '77, '80
 Maurice Burch '24
 Jason Burden '94
 Clois Burgess '72, '73, '74, '75
 Otis Burke '30, '31, '32
 William Burleson '74, '75, '76
 Alex Burnett '82, '83
 Shy Burney '90
 Russell Burns 2005, '06
 Grady Burson '22, '23, '24
 Stephen Burton 2010
 Steve Burtshell '83
 Conway Butler '35, '36, '37
 Mike Butler '85
 Duane Byars '42, '46, '47
 Charlie Byrd '21
 Diamond Byrd 2004

C

Tim Cabines '57, '58
 Nalo Cabuyaban 2005, '06
 Jimmy Cadenhead '80, '81
 Stina Caine '34, '35
 Calvin Calazo 2007
 Derrick Caldwell '98, '99
 Maurice Caldwell 2008, '09
 Joe Calhoun '92, '95
 Terrance Calhoun 2002, '03, '04
 George Calvin '32
 Desmond Cambell '95
 Bo Campbell 2009
 Jason Campbell '92
 Jimmy Campbell '65, '66, '67
 Nelson Campbell '13
 Xavier Candelaria 2003
 Cecil Caraway '46
 Johnny Cardinal '48, '49
 F. Carey '14, '15
 Royal Carey '20
 Bob Carlson '79, '80
 B.J. Carlton '95, '96, '97, '98
 Don Carpenter '82, '83, '84
 Travis Carpenter '93, '94
 Bryan Carr '74, '75, '76
 Daryl Carr '72, '73
 Stan Carraway '85, '86
 Dominique Carter 2003, '04
 Kyle Carter '85, '86, '87
 Matt Carter '93, '94
 M. Carter 2006
 Stanley Carter '85, '86, '87
 Ricky Cash 2000, '01, '02, '03
 Ed Castleberry '42, '44
 Adam Cates '90

Weldon Cauthen '76, '77
 Carlos Cavanaugh 2004
 George Caviness '34, '35, '36
 Donald Chambers '89
 Charley Chambless '53
 Ezell Champion '34, '35, '36
 Chris Chandler '84
 James Chandler, 2008, '09
 Leon Chapman '48, '49, '50
 Randy Chappell '98
 Laz Chavez '92
 Willard Childers '38
 Grady Childers '14
 Brian Christian '92, '93, '94, '95
 Charles Christian '88, '89
 Terrill Christian '27, '28
 Tom Christian '50, '51
 Kenneth Clapp '51, '52, '53
 Mark Clapp '54, '55, '56, '57
 Earl Clardy '67, '68, '69
 Brit Clare '83, '84, '85
 Anthony Clark 2007, '08
 Billy Clark '53, '54, '55
 Bobby Clark '51
 Danny Clark '79, '80, '81
 Gary Clark '68
 Jay Clark '90
 Jim Clark '54, '55, '56
 Kenneth Clark '34, '35
 Lawrence Clark '34, '35
 Rob Clark '80, '81
 Robert Clark '29, '30
 Dante Clay 2001, '02
 Kaleb Clay 2001, '02
 Elmer Cleavinger '27, '28
 DeWayne Cleveland '53
 W.L. Cleveland '54, '55
 Berly Clinton '42, '46
 Curtis Clinton '74, '75
 Tommy Coffey '56, '57, '58
 Dale Cole '56
 Craig Coleman '96, '97
 Roy Collier '89, '90
 Ricky Collingsworth '78, '79, '80
 Ben Collins '40, '41
 Ray Colvin '32
 Edwin Comer '29, '30
 Gordon Compton '82, '83, '84
 Jackie Compton '77, '78, '79, '80
 J.R. Compton '84, '85, '86, '87
 Phillip Conaster '88
 Buck Cone '27
 Roger Conley '76
 Fred Connaly '18
 Eddie Conner '47, '48, '49, '50
 Garry Conner '68, '69
 Guy Conner '10, '11, '12, '13
 Lewis Conrey '41
 Nathan Cook '98, '99, 2000
 Nate Cook 2006
 Randy Cook '76, '77
 Ernie Cooke '92
 Abe Cooper '89, '90
 Andre Cooper '89, '90
 Brian Cooper '2005
 Leo Cooper '28
 Bob Copeland '44
 Orville Copeland '51, '53, '55
 James Corbett 2005, '06
 Dave Corley '53, '54, '55, '56
 Jesse Cornell '39, '40
 Marc Cornell '95, '96
 Tom Cortez '83
 Thomas Costello '71
 John Cota '76, '77
 Ralph Cousins '10
 Bobby Covington '53, '54, '55
 J.D. Covington '47, '48, '49, '50
 Tim Cowdrey 2009
 James Cowell '64, '65, '66
 Lon Cowling '10, '11, '12, '13
 Carlos Cox 2000, '01
 Ray Cox '35, '37
 William Cox '89, '90
 Jason Cramer '92, '93
 Alton Cranford '72, '73, '74
 Mike Crawford '73, '74
 Bill Cross '47, '48, '49, '50
 Jesse Cross '75, '76, '77, '78
 George Crossman '71
 Tait Crow '95, '96, '98
 James Denney '61, '62, '63
 Bob Crudginton '18
 John Crudginton '15



TERRY FUNK (1963-65)

Brandon Crump '98, '99
 Cleatice Crump '24, '25, '26, '27
 Jerry Cryer '68, '69, '70
 John Cubine '45
 Noel Cudd '46, '48
 Dick Cunningham '61
 James Cunningham '61, '62
 Jason Cunningham '92
 Renarko Cunningham 2007, '09
 Jeron Curtis 2003, '04
 Kendrick Cutsinger 2008

D

Darin Dabelgott '92, '93, '94, '95
 Grady Dale '92
 Harold Dalton '46, '48
 R.C. Dalton '50
 Monte Daniel '82
 Johnny Darden '73, '74
 Glen Daughterty '31
 V. Daughterty '11
 Charles Daves '62, '63, '64
 Logan Daves, 2002
 Davis '15
 Braelon Davis 2008
 Dale Davis 2004, '05, '06, '07
 Alex Davis '70
 Bobby Davis '56, '57, '58
 Bruce Davis '72, '73, '74
 Eldon Davis '38, '39, '40
 Garland Davis '78, '79
 Jack Davis '34, '35
 Joe Davis '83, '84, '85, '86
 Kenneth Davis '44
 Kenny Davis '77
 Lindley Davis '54, '55, '56, '57
 Michael Davis '88
 Ricky Davis '80, '81, '82
 Ronald Davis '32, '35
 Lydell Dauster '67, '68
 Fred Dawson '54, '55, '56, '57
 Jim Dawson '59, '60, '61, '62
 Jeff Dean '88, '89
 Kenny Dean '80, '81, '82
 Randy Dean '83, '84
 Timmy Dean '81, '82, '83
 Brian Dedy '64, '65, '66
 Bill Delaney '75, '76, '77
 Mike Delton '72, '73
 Ricky DeLeon '80, '81
 Pat Demel '48
 Sean Demerson '88, '89
 Don Demhan '54
 Bill Dendy '61
 David Denney '70, '71
 James Denney '61, '62, '63
 Donald Dennis '64, '65
 Kevin Dennis '78, '79, '80, '81

Charlie Denny '58
 Charles Dentley '56
 Bob Deshano '86, '87
 Bill Detweiler '57
 Lloyd Devin '31
 Larry Dickerson '96, '99
 Tracky Dickson '73, '74
 Gary Dittmeyer '85
 Dan Dockery '89
 William Dodge 2001
 Anthony Dogan '75, '76, '77
 Dale Donoho '68, '69, '70
 Loren Doolin '33
 Scott Doores '72, '73
 Rod Dorsett '89
 Devario Dorsey 2007, '08
 Virgil Doston '20
 Doitson '15
 Cliff Douglas '95, '96
 Llwod Dow '35, '36, '37
 Chester Dowell '50, '51
 Down '41
 Hugh Doyle '61
 Jimmy Draper '48, '49, '50
 A.Z. Drones '67, '68
 Richie DuBroc '90
 Frank Dudley '76, '77
 Terry Duffy '75, '76
 Jean Dugas '99, 2000
 Alfred Duncan '31, '32, '33
 Kyle Duncan '97, '98, '99, 2000
 Bobby Duncum '64, '65, '66
 Gerald Dunn '54
 Roy Lee Dunn '47, '48, '49, '50
 Bryon Durham '17, '20

E

Kenneth Echols '50
 Chad Ealy 2001
 Buck Edison '14
 Jack Edmondson '37, '38, '39
 Rick Edwards '94
 K.D. Edwards '45
 LeJuan Edwards 2000
 Robert Edwards '72, '73
 Steve Edwards '93, '94
 Tony Edwards '74, '75
 Travis Edwards 2001
 Earl Elkins '25, '26
 Robert Elkins '29
 Rashad Ellis 2006, '07
 Pat Ellison '19
 Buford Elmer '41, '42
 Paul Emmitt '54, '55, '56, '57
 Quentin C. Eppinette '61, '62, '63
 James Epps '42
 Jerry Epps '56, '57, '58
 Bart Evans '84

ALL-TIME LETTERWINNERS

Leon Evans '51
Michael Evans '99, 2000, '01, '02
Morris Evans '83
Ron Evans 2005, '06
Tae Evans 2007, '08, '09

F

Darrell Faircloth 2004, '05
Jesus Fajardo 2008
Ramese Faleafine '69, '70
William T. Falls '18
Tommy Fambrough '66, '67, '68
Rick Fangman '68, '69, '70
Clark Farr '53
Zane Farris 2007, '08
Rudolph Faucett '32
Dean Faulkenberry '60, '61
Forrest Faulkner '36, '37, '38
Jacob Felton 2002, '03, '04, '05
Gary Fennell '72, '73
Manny Fernandez '77, '78
Don Field '72, '73, '74
Henry Fields '38
William Fifer '74, '75, '76, '77
Alva Finch '42
Keith Finch 2002
Todd Finney '96
Joe Fiola '42
Jim Fish '80, '81, '82
Anthony Fisher '85
Chance Fite '88
Dennis Flanagan '64
David Fleming '64, '65
Keithon Flemming 2007, '08, '09
Gary Fletcher '81, '82, '83
Aarrhon Flores 2009
William Flowers '40, '41, '42
Dick Flynn '67, '68, '69
Greg Forbes '76
Joed Forbus '40, '41, '42
Jay Fortner '89, '90
Brad Ford 2003
Doyle Ford '42
Mark Ford 2006, 07, '08, '09
Joe Fortenberry '31, '32
Devon Fortson '86, '87
Adam Foster '96
Cozel Foster '46, '47, '48
Grady Dean Foster '18
Hosea Foster '32
Jim Foust '38
Ricky Foust '80
Girard Fowler '98
Wilfred Fowler '32
Wayne Fox '64
Cole Fraley '72
Billie Francis '64, '65, '66, '67
Kevin Francis '97, '98
Sean Fredericksen '87
Dave Freeman '72
Derek Freeman '95, '96
Tony Freeman '96
Max Frick '97
Kenneth Friemel '59, '60
Guy Fuller '26
Dory Funk Jr. '59, '60, '61, '62
Terry Funk '63, '64, '65

G

Keon Gaither 2005
Blake Gamand '85, '86
Jason Gamble '97, '98
Oscar Gamel '24, '25, '26
Benny Garcia '96
Ricky Gardin '85, '86
Buck Garrett '46, '47, '48
Edward Garrett '26
Darren Garrigan 2005, '06
Juan Garza '72, '73
Justin Garza 2006, 07
Matias Garza '69, '70, '71
Germaine Gaspard '95, '96, '97, '98
Dave Gasser '65, '66
Jimmy Gaston '99, 2000
Elbert Gee '26
Bill George '44
Pat Gerald '28, '29
David Gibson '61, '62, '63
Joey Gibson 2001
Louis Gibson '35
C.C. Gilbert '14

Hadley Gilbert '96
H.M. Gilbert '14
John Gilham '28, '29, '30
Woody Gilliland '62, '63, '64
Joseph Gipson 2001
Mike Gist '82
Kenneth Glasgow '44, '45, '46
Ray Glass '14, '15, '16
Franco Glaze '97, '98
Ryan Glenday 2007
Bret Goad 2001, '02
Steve Gobin '73
Sid Goff '69
Willard Goff '83, '84
Eddie Golecki '66, '67
Brittan Golden 2008, '09
Floyd Golden '18, '20, '21, '24
Ray Golden '18, '23
Ward Golden '25, '26, '27, '28
Anthony Gomez 2008
Manuel Gomez '70, '71
Philip Gomez 2000, '01, '02, '03
J. Gonzalez 2006
Will Goodloe 2000, '01
Dana Goodnight '94
Marion Goodman '44, '47
Earl Goodwin '23
Myrl Goodwin '23
Sid Goodwin '18
Trampas Goodwin '88, '89, '90
Clyde Goodwine '19
Clyde Gordon '21
Thomas Gordon '28
Tony Gorman '72, '73
Randy Gourd 2001, '02, '03
Andrew Gowell '88, '89
A.M. Graham '14
Drew Graham 2008, '09
Wade Graham '54, '55
Joe Granato '60, '61
Jonathan Granger 2003, '04, '06, '07
Jordan Grant 2004
John Graser '81
Bernice Graves '22
Jeff Gray '86
David Green 2001
Kalgie Green '65, '66
Keith Green 2004
Lewis Green 2002
Percy Green '65, '66
Billy Greenfield '45, '46
Jimmy Greenwood '51, '53, '54
Glynn Gregg '56, '57, '58
Otis Griffin '98, '99
DeWitt Griffith '17
John Grigsby '70
Eldon Grimsild 2006, 07, '08
Ed Grission-Lipsky '99, '0200
Roy Grundy '51
Hector Guevara '96
Errol Guidry '65, '66
Chris Guillen 2000, '01, '02
Wayne Gumm '54
Lars Gustafson '98
Scott Gutschke '89
John Gwyn '78, '79, '80

H

Jim Hadaway '57, '58
Alex Hale '27
Alfred Hale '14
D.H. Hale '28, '29, '30
Nay Hale '25
Hall '15
Billie Polk Hall '41
John Hall '33
Robert Hall '85, '86, '87
Robin Ham '80, '81, '82
Herschel Hamil '33
Bob Hamilton '74, '75
Henry Hamilton '72, '73
Tracey Hamilton '84, '85, '86
Jimmy Hammack '81, '82
Jared Hammett 2000, '01
Bill Hammit '44
Phil Hampton '64, '65
Hugh Hancock '24
Russell Handy 2000
James Hankins '72, '73
Stan Hansen '68, '69, '70
David Harbin '82, '83, '84
C.B. Harder '10



FOSTER WATKINS (1936-38)

Sirquon Hardy 2001, '02
William Harp '36, '37
Newt Harrell '87
Antwaun Harris 2006
Jim Bob Harris '51
Joe Harris 2005
L.G. Harris '32
Taylor Harris 2007, '08, '09
Antonio Harrison '98, '99
Keith Harrison '88
Jim Hart '72
Stephen Hartman '90
Greg Hatch '80, '81, '82
Steve Hatch '75, '77, '78, '79
Bill Hatchett '67, '68
Steve Haterius '64, '65, '66, '67
Willis Haws '72, '73
Seth Hayden 2007, '08
Joe Hayes '36, '37
Vic Hayes '75, '76, '77, '78
Jorell Haynes 2006, 07
Emmett Hazelwood '26, '27
Grady Hazelwood '17, '18
Wallace Hazelwood '17, '20
Ken Hazen '79, '80
Brandon Head 2005, '06
Justin Head 2006
Floyd Headen 2006, 07
Allen Heath '83, '84
Tony Heath '82, '83, '84
Fred Hedgecokke '58, '59, '60
Willard Hedges '42, '44, '45
Jones Hedrick '58, '59, '60
Heffer '15
Carl Heilman '67, '68
Greg Hein '85, '86
Craig Hemphill '88, '90
Darryl Hemphill '78, '79, '80, '81
Charlie Henderson '66, '67, '68
James Henderson '44
George Henning '76, '77
Vic Henning '99, 2000, '01
Clifford Henry '20, '21
Jeff Hensley '85
David Herber '72, '73
Jason Hernandez '99, 2000, '01
Jack Hessey '40, '42
Charlie Hester '46, '47, '48, '49
J.K. Hester '94, '95
Bob Hewkeo '74, '75
Fred Heyser '14
Jeremy Hibbler 2004, '05
Walter Hibbler '71, '72, '73
Hicks '14
Jerry Hicks 2002, '03
Joe Hicks '79, '80
LeAndrew Hicks 2007, '08
Douglas Higgins '53, '54, '55, '56
G.T. Higgins '33
Wayne High '83, '84, '85, '86
Raymond Hightower 2006, 07
Clovis Hill '45
Davis Hill '24, '25
Fairy Hill '39, '41
Jerry Hill '59

Wayne Hill '46, '47, '48, '49
Darren Hiller '92, '93
Bubba Hillman '53, '54, '55, '56
Scott Hindman '72, '73, '74
Oscar Hinger '35, '36, '37
Omer Hinsley '10
Bobby Hobbs '72, '73
Rick Hobbs '79, '80, '83
Maurice Hobson '87, '88, '89, '90
Greg Hodges '88, '89
Keith Hodges '58, '59
Virgil Hodson '20
Darin Hofferichter '92, '93, '94, '95
Doyle Johnson '35
Eddy Johnson '82, '83
Jacob Johnson 2002
Johnny Johnson '83
Justin Johnson '95, '96, '97
Ray Holder '26
D.H. Holley '28
Les Holland '86, '87
Walter Holley '53, '54
Marcus Holmes '97, '98
Caleb Holt '93, '94, '95, '96
John Holt '77, '78, '79, '80
M. Holt '11
Ed Holwig '70, '71
Lawrence Hood 2009
Don Hooks 2005, '06
Bill Bale Hopkins '44
Bob Horlander '30
Charles Horton '69, '70
Monroe Horton '36, '37, '38
Rick Hoskins '75
Jimmie Hoston '33, '34
Greg Houlette '78
W.J. House '40
Gabe Houston 2004
Lawrence Houston '54
Ralph Houston, '71, '72
Horace Howard '14
Mike Hrcir '69, '70, '71
Ed Hubbard '52, '53
Bill Huckaby '27, '28
Robert Hudson '89
Roger Huffaker '58, '59, '60
Brian Humphrey '97, '98
Tracey Hunt 2000
E. Hunter '45
Greg Hunter '85
Jason Hunter '95, '96
Brian Hurley '92, '93, '94, '95
George Hutcherson '93
Emil Hutto '34

I

George Ingham '17
Doyle Ingram '51
Luke Inman '98, '99, 2000
Jon Ioane, 2008, '09
Tlalaleli Iloapo 2001
Sam Ireifej 2004, '05
Cliffon Irvy '83
Clyde Ivey '47, '48

J

Baron Jackson '83, '84, '85
Canelius Jackson 2003
Chris Jackson '86
Henry Jackson '17
Lee Jackson '34, '35, '36
Johnny Jackson '72
Marshall Jackson '94, '95
Robert Jackson '69, '70
Rosevelt Jackson '71
Steven Jackson 2005
John Jacobi '73, '74, '75
Joe James '51
Robin James '94, '95, '96, '97
Jay '15
Jim Jeffers '72, '73, '74
Brandon Jefferson 2007
Curtis Jefferson 2008, '09
Ira Jenkins '20, '21, '23
Wayne Jenkins '53
Herschel Jennings '24, '25, '26
Jack Jennings '35
Robert Jensen '71, '72
Amir Jessie 2004
Tommy Jinks '50
Barry Johnour '65
Bob Johnson '74, '75
Brian Johnson 2009
Burton Johnson '18, '21, '22, '23
Carl Johnson 2007, '08
Wayne Johnson 2000
Carl Johnson '59
Curtis Johnson '86
Cort Johnson 2006, 07, '08
Damell Johnson 2005, '06, '07, '08
David Johnson '75, '76, '77, '78
Detrick Johnson '99
DeVron Johnson 2001
Dewey Johnson '38, '39, '40
Doyle Johnson '35
Eddy Johnson '82, '83
Jacob Johnson 2002
Johnny Johnson '83
Justin Johnson '95, '96, '97
Ray Holder '26
D.H. Holley '28
Les Holland '86, '87
Walter Holley '53, '54
Marcus Holmes '97, '98
Caleb Holt '93, '94, '95, '96
John Holt '77, '78, '79, '80
M. Holt '11
Ed Holwig '70, '71
Lawrence Hood 2009
Don Hooks 2005, '06
Bill Bale Hopkins '44
Bob Horlander '30
Charles Horton '69, '70
Monroe Horton '36, '37, '38
Rick Hoskins '75
Jimmie Hoston '33, '34
Greg Houlette '78
W.J. House '40
Gabe Houston 2004
Lawrence Houston '54
Ralph Houston, '71, '72
Horace Howard '14
Mike Hrcir '69, '70, '71
Ed Hubbard '52, '53
Bill Huckaby '27, '28
Robert Hudson '89
Roger Huffaker '58, '59, '60
Brian Humphrey '97, '98
Tracey Hunt 2000
E. Hunter '45
Greg Hunter '85
Jason Hunter '95, '96
Brian Hurley '92, '93, '94, '95
George Hutcherson '93
Emil Hutto '34

K

Stanley Kafor 2003, '04, '05, '06
Kolo Kapanui 2006, 07
Robert Karr '54
David Kasbarian 2004
Ray Kauffman '58, '60, '61
James Kauffman '55, '57
C.H. Keeton '49, '50, '51
Clifford Keith '25, '26, '27, '28
Elvin Keller '78, '79, '80, '81
Glen Keller '76, '78, '79
Curtis Kelley '42, '44
Glenn Kelley '71
Mark Kelley '89
Marquess Kelley 2004
Virgil Kelley '41, '42

Bob Kelly '50, '51
Ernest Kelly '38, '39, '40
Michael Kelson '74, '75
Tyler Kemp '88, '90
Donald Kendrick '32
Ernest Kendrick '47, '48
John Kendrick '87, '88
Kenneth Kendrick '32
Alvin Kennedy '36
Chad Kennedy 2002, '03, '04
Max Kennedy '53
Joe Kerbel Jr. '67, '68, '69
Reese Kerr '92, '93
Robert Kerr '54
Devin Kerstetter '86, '87
Doyle Keter '54
Alton Key '25, '26
Archie Key '12
Everett Key '19, '21
Leslie Key '22
Lance Kidwell '40
Don Kight '53
Chris Kilburn '87, '88
Keon Kiles 2007, '08
Merle Kilpatrick '71, '72, '73
Bruce Kimery '62, '63, '64
Wes Kumble 2002
Dean King '53, '54, '55, '56
Felton King '33
Jerry King '62, '63, '64
Mario King '99, '00
Raymond King '78
Ron King '67, '68
Kelly Kiniski '78, '79
Kurt Kinsinger '72
Clinton Kirkpatrick 2004
Duncan Kirkpatrick '39
Erik Kirkpatrick '92, '93, '94, '95
Charles Kitchen '46, '47, '48, '49
Kolt Kittley 2007
Jamaal Kizziee '97
Mike Klein '82
Josh Knight 2001, '02
Brian Knocke '03
Sedrick Knowlton 2006, '07, '08, '09
Vernon Kosub '56
Steve Kragthorpe '86, '87
James Kraham 2002
Tom Kremppasky '64, '65, '66
Doug Kriewald '64, '65, '66
Cletus Kuehler '40, '41

L

Stance Labaj '88, '89, '90
Aubrey Lacy 2002, '03, '04
Chris Lacy '94, '95, '96, '97
Brian Lady '88
Metz LaFollette '44, '46
Harold Lamb '54, '55, '56, '57
Joe J. Lancaster '20, '21, '22
Jim Landrum '58, '59
Bobby Lane '51
Ronnie Lang '85
Wade Langley 2008
Charlie Langston 2001, '02
Joe Langston '82, '83
Billy Lantow '67, '68, '69
Kareem Larrimore '98, '99
Tom Lasater '77, '78
Tony Lawson '99, 2000
Jeffrey Laye '97, '98
Cyril Layne '30, '31
Phil Don Leach '44, '45, '46
Rick Leach '99, 2000, '01, '02
Ron Leach '71, '72
Bret Leathers '95, '96, '97, '98
Randy Leavitt '86
L. Ledbetter '11
John Lee '34, '35
John Paul Lee '73, '74, '75
Howard Lemon '21
Randall Lemon '54
Server Leon '15
Keith Leonard '95, '96
Sidney Lewy '45, '46
Darrell Lewis 2002, '03, '04, '05
Isaiah Lewis 2009
Kelly Lewis '84
Don Light '51
Pat Lindsey 2002, '03, '04, '05
Jimmy Lisle '72, '73, '74
Dawson Little '46

ALL-TIME LETTERWINNERS

Todd Littlejohn '85, '86
 Michael Littlefield 2000
 Tony Livingston 2006, '07
 Jeff Lloyd '73, '74, '75
 Jon Lockett 2004, '05
 Warren Lockhart '39, '40
 Pete Loera '93, '94, '95
 Rex Loftis '57, '58, '59
 Curtis Lofton '75, '76, '77, '78
 Jerry Logan '60, '61, '62
 Weldon Logan '27, '28, '29, '30
 Frank Lohn '15, '19
 Graden Long 2007, '08
 Robert Long '77
 Zach Lopez 2009
 Bill Lorange '60, '61, '63
 James Love '41, '42
 Steve Love '85, '86, '88
 Gene Lovelace '32, '33
 Laurel Lovett '53
 Ronnie Lovett 2005
 Dick Lowery '62
 Mike Lozano '73, '74, '75
 Mike Lusane '74, '75, '76, '77
 Michael Lusby 2001
 Earl Lust '13
 Blake Lyde '37, '38
 J.D. Lynch '45
 Alvin Lynn '57, '58, '59
 Elvin Lyon '44, '45, '46

M

Cleve Maartman '86, '87
 Rebert Mack '95, '96, '97
 Aden Magee '18
 Douglas Mahan '50, '51
 Jeff Maillard '69
 Steve Main '88, '89, '90
 Bill Malone '89, '90
 Otto Mangold '39, '40
 Ronnie Mankin '64, '65, '66
 Dexter Manley II 2008
 Mark Manley '79, '81, '82
 Matt Manley '05, '06, '07, '08
 Leon Manley '57, '58, '59
 Scott Manley '81, '82, '83
 Wilton Manley '62, '63, '64
 LeCharellon Mann 2002
 George Manning '30, '31, '32, '33
 Ricky Mantooth '57, '58
 Arnold Marcha '92, '93, '94, '95
 Si Marchbanks '57, '58
 Jason Markham '92
 Adrian Marsh '77, '78
 Tanner Marsh 2009
 Broderick Marshall 2008, '09
 Shane Marsicano '95
 Charly Martin 2004, '06, '07, '08
 DeWayne Martin '54
 Josephus Martin 2009
 Larry Martin '79, '80, '81
 Tonae Martin 2004, '05
 Mike Martinez '94, '95, '96, '97
 Jon Mason '93, '94, '95
 Demetrius Mass '92
 Bruce Mathes '13
 Dewayne Mathis '97
 Carl Matney '37, '38
 John Matthews '14
 Larry Matthews '69, '70, '71
 Mickey Matthews '72, '73, '74, '75
 Derek Maupin 2002, '03, '04
 Anthony May 2001, '02, '03
 Robert Mayberry '75, '76, '78
 Thompson Mayberry '79, '80, '81
 Bill Mayfield '59, '60
 Gene Mayfield '45, '48, '49, '50
 Jack Mayfield '60, '61, '62, '63
 Tod Mayfield '84, '85, '86
 Tracy Mayfield '86, '87
 Rich Maynard '93, '94
 Sam Mayo '54
 Jarvis Mays 2005
 Scott Mays '88
 Fremont Mead '13
 Joe Means '50, '51
 Shane Mecaseky '86, '87, '89
 Clinton Meek '34, '35
 J.P. Meek '38, '40
 Terrence Meeks '99, '00
 Art Membrilla 2005
 Freeman Melton '46, '47, '48, '49
 Ed Metcalf '83, '84

Eddie Meyer '57, '58, '59
 Casey Miesen 2003, '04
 DeWayne Miles '97, '98, '99, 2000
 Kelvin Miles '86, '87
 Anthony Miller '84, '85, '86
 Bill Miller '18, '19
 Ian Miller 2001
 Jerry Miller 2009
 Keith Miller '88, '89, '90
 Sam Miller '19
 Sloan Miller '29
 Spencer Miller '19
 W.A. "Gus" Miller '19
 Ronald Mills '54, '55, '56, '57
 Tommy Mills '75, '76
 Don Mitchell '54
 Odus Mitchell '21, '22, '23, '24
 Roger Mitchell '82, '83
 Tevin Mitchell 2009
 Charles Moline '88
 Jud Moller '98
 Doug Monroe '92
 Jeff Monsevais '85
 David Moody '72
 Tom Moody '65, '66
 Don Moon '69
 Darren Mooneyham '92
 Bronza Moore '87, '88, '89
 Danny Moore '89, '90
 Larry Moore '78, '79, '80, '81
 Lloyd Moore '33
 Michael Moore '92, '93
 Ray Moore '46, '47, '48
 Steve Moore '95, '96
 Tony Moore '84
 Rick Morecai '73, '74
 Moreland '15
 Ray Moreland '10
 Alvin Morgan '32, '33
 DeShawn Morgan 2001, '02
 Floyd Morgan '32
 Eugene Morris '66, '67, '68
 Alvin Morrison '53, '54, '55, '56
 Odell Morrison '40
 Byron Morse '18
 Timothy Morse '18
 James Morton '85, '86, '87
 Deangelo Moss '88
 Ronnie Moten '82
 Mounts '15
 Greg Mouser '92, '93, '94, '95
 Jonathan M'Pinda 2007, '08
 Aaron Mullane 2009
 Allen Mullins '72, '74
 Russell Mundy '62, '63, '64
 Alrick Munroe 2007
 Fletcher Murchison '96
 Mike Murphy '97, '98
 Floyd Murray '35, '37
 Gordon Murrey '36
 Darl Myers '44, '45
 Jeff Myers '92, '93

MC

Mac McAdams '85
 Carl McAninch '36
 Charlie McCallie 2000
 Bruce McCarrell '74
 Brad McCarty 2007, '08
 Angelo McClain '75, '76, '77, '78
 Al McClellan '61
 Bill McClendon '29, '30, '31, '32
 Greg McClendon '89
 Robert McClendon '51
 Ino McClure '18
 Kevin McCluskey 2008
 Ernest McCorkle '20
 Ray McCowan '58, '59, '60
 Greg McCoy '71
 Pat McCoy 2004, '05
 Steve McCraw '76
 Tony McCray '83
 Mike McCullough '71
 Rodney McCurry '96
 John McDaniel 2008
 Bryan McDonald '44, '45
 Clement McDonald '23
 Mike McDonald '89
 Ryane McDow '97
 Johnny McDowell '72, '73
 Reggie McElroy '78, '79, '80, '81
 Sean McFarland '97
 David McFather '92
 Cotton McGeehee '35

Victor McGee '81, '82
 Jerry McGill '64
 Claude McGowan '45
 Matt McGuire '94, '95, '96, '97
 Frank McInnis '29, '31, '33
 David McInturff '61, '62, '63
 Matthew McIntyre 2007, '08
 Bill McKinney '69, '70, '71
 Wayne McKnight 2007, '08
 F. McLaughlin '11
 Lee McLaury '38, '39
 T.A. McLean '21
 J.P. McMahan '41, '42
 Matt McMillon '88
 Ed McMinn '33, '34
 Steve McMurtry '85, '86
 Jax McSpadden '53, '54
 Dock McVickers '25

N

Don Nagness '51
 Chester Napps '25
 Anthony Narvaez 2008
 Ivan Nash '80
 Don Nava '73, '74
 Daren Needham '93, '94, '95, '96
 Wayne Needham '92, '93, '94
 Mike Nelson '77, '78, '79, '80
 Raymond Nelson '26
 James Neslage 2004
 B.F. Newman '27, '28, '29
 David Newman '85, '86, '87, '88
 Joe Bob Newman '50
 Wes Newman '95
 T.J. Nickelberry 2006, '08
 Milton Nielson '36, '37
 Don Nilson '66, '67
 Clint Nivens '96
 Ricky Nix '64, '66
 Chris Norman '92
 Joe Norman '44
 John Notaro '68, '69
 Reese Nowlin '37
 Keith Null 2005, '06, '07, '08
 Jeff Nunn '74, '75, '76

O

Steve Oakley '65, '66

Ernest O'Donald '30
 Marcus Odums 2007
 Wallace O'Keefe '20
 Adrian Olivas 2004
 Tyrone Oliver '87
 Lee Orr 2004, '05, '06
 James Ostrander '62, '63
 Matt Oursbourn '95
 Albie Owens '66, '67, '68
 Keith Oxley '74, '75

P

Fred Palacios '85
 Keith Pantalion '82, '83
 Vernon Parker '44
 Wayne Parker '58, '59, '60
 Marion Parrish '44
 Colan Partee '97, '98
 Craig Paschal '82, '83, '84
 Mike Paschal '88, '89, '90
 Nick Pasquale '98, '99, '00, '01
 Beau Patterson '79, '80, '81
 Don Patterson '49, '50
 Larry Patterson '62, '63, '64
 Matt Patterson '79, '80, '81
 Virgil Patterson '50
 Votie Patterson '85, '86
 Wayne Patterson '88
 Ross Patton '76, '77, '78
 Anthony Payne 2001
 Phil Payne '50
 Todd Pearson '83, '84, '85
 Pete Pedro '61, '62, '63
 Carlos Pena '92
 Brandon Pendergrass 2002
 James Pendergraft '50, '51
 L.B. Penick '29, '30
 Derrick Peoples 2007, '08
 Scott Peoples '82, '83, '84
 Richard Perez '74, '75, '76
 Clint Perkins '90
 Ramon Perry 2005, '06
 Bob Petrich '61, '62
 Joseph Peterson 2007, '08, '09
 Bill Pevenhouse '49, '50
 Ronnie Phenix 2002
 Chris Phillips '99
 Gary Phillips '81
 Lloyd Phillips '17

Norman Phillips '50
 Ted Phillips '32
 Matt Picha '90
 Jack Pierce '53, '54
 Tish Pierce '97
 Howard Pilcher '50
 Clint Plant '76, '78, '79
 Lyle Plummer '84
 Dave Plunkett '87, '88
 Mike Podzemny '73, '74, '75
 John Poindexter '50, '51
 Mike Pointer '89
 John Pool '33
 Glenn Pope '99, 2000
 Glenn Potter '83, '84
 Jesse Powell '66, '67, '68
 Raymond Powell '59, '60
 Kevin Powers '87, '88
 John Preddy '11
 Rasheed Prescott '05
 Barrett Price '28
 Borden Price '38, '39, '40
 Robert Price '54
 Henry Prichard '11
 Newton Prichard '11
 Billy Pritchett '71, '72, '73
 Burl Profit '81
 George Profit '81
 Mitch Pruitt '82, '83, '84
 Delos Pugh '45
 Vincent Puiana 2003, '04
 Clark Pylant '83, '84, '85

Q

Tracy Qualls '75, '77
 Derek Quarles 2000, '01, '02
 Beall Queen '19
 Sandy Quinn 2005

R

O.C. Rampley '41, '42
 Lester Ramsey '54, '55, '56
 Keith Randall '76, '77
 Bradley Randle 2002
 Caleb Randolph 2008, '09
 John Rankin '33, '34, '35
 John Rapp '56, '58, '59
 Bob Ratliff '56, '57, '58
 Garland Rattan '51, '53
 Justin Ray 2001
 Sam Rayburn '49, '50
 Delma Rayzor '22
 Charlie Reade '69, '70
 Billy Reader '95
 David Reagan '89
 Hooy Reagan '14
 Billy Record '82, '83
 Clarence Redic '68, '69
 Cedrick Redwine '95
 Dan Reed '79, '80
 Olin Reed '40
 Roy Reed '22
 Ray Reese 2003
 LeRoy Reeves '42, '46
 Roland Reichardt '68, '69
 Sid Reid '11
 Mark Reiland '89, '90
 W.N. Reimers '46
 Richard Reneau '65
 John Renfro '14
 Loyd Reynolds '53, '54, '56
 Steve Rhodes '88, '89, '90
 R.L. Rhoten '53, '54, '56
 Lonnie Rice '50, '51
 Ricky Rice '74
 Eddie Richardson '74, '75, '76
 Jerry Richardson '60, '61, '62, '63
 Shawn Rickel '86
 Kent Riker 2001, '02
 Elwin Rickett '39, '40
 Harold Rickett '39
 Corey Rider '97, '98
 Kenneth Ringo '51
 Aracdio Rivera '72, '73, '74
 Eric Roanhaus '69
 John Roanhaus '96
 Charlie Robbins '17, '18, '19
 Darold Roberson '48, '49, '50, '51
 Marlin Roberson '94
 Mike Roberts '75, '76
 Jonathan Roberts 2006, '07
 Robbie Roberts '84
 Cornelius Robertson 2008

Edison Robertson 2007
 Charlie Robins '26
 Bo Robinson '75, '76, '77, '78
 Cleveland Robinson '80, '81, '82
 E. Robinson 2006
 Keith'n Robinson 2007
 Nathan Robinson '92
 Owen Robinson '53, '54
 Tramel Robinson '98
 Rany Robson '68, '69
 Hector Rodriguez 2007, '08
 Miguel Rodriguez 90
 Hap Rogers '45
 Steve Rogers '72, '73, '74
 Tibby Rogers '74, '75
 James Roof '90
 Eric Rosette '97, '98
 Ollie Ross '61, '62, '63
 Ray Ross 2000
 Bob Rowan '10
 Monroe Rowden '46
 Marcus Rowe 2008, '09
 Richard Rowe '97
 Doc Rowell '62, '63, '64
 Terry Roy 2002, '03, '04
 Clare Rudolph '11
 A.J. Ruffins '07, '08
 Miguel Ruiz '08
 Travis Runnells '02
 Charles Russell '17
 Gary Ruston '69, '70
 Mitchell Ryan '07
 Mike Rychik '75, '76, '77

S

John Saluni 2003, '04
 Nate Sanchez '95, '96
 Charles Sanders '55, '56, '57
 Dan Sanders '19, '20, '21, '22
 Larry Sanders '39, '40, '41
 Milton Sanders '26, '27, '28, '29
 Rashad Sanders 2008, '09
 Virgil Santy '22, '23, '24, '25
 Matt Sardello '97, '98, '99, 2000
 Dennis Sarine 2001, '02, '03
 Tommy Saucedo '88, '89, '90
 Arlanders Savage '87, '88, '89
 Anthony Searce 2005, '06
 Justin Schantz '98, '99
 Bill Schiffman '79, '80
 Rick Schleider '72, '73
 Lary Schmoker '86, '87, '88, '89
 Mike Schmucker '95, '96
 Dennis Schneider '82, '83, '84, '85
 Clarence Schultz '42
 Roy Schultz '42
 Pat Schwenke 2005, '06, '07
 Anthony Scott 2007, '08, '09
 Blar Scott 2007
 Carl Scott '21, '24
 Codie Scott '90
 Deyon Scott 2003, '04
 Earl Scott '13
 John Scott '85
 Shaun Scott-Jones 2003, '04, '05, '06
 Stephen Scott '85
 Kyle Seals '07, '08
 Carl Seath '21
 E.C. Seifert '49, '50
 Kenneth Seilaes '72
 Mark Semkew '71
 Lou Serrano '85, '86
 Tramale Session '97
 Gordon Sewell '12
 Orion Sewell '95, '96
 Dewayne Sexton '71, '72, '73
 Arseel Shakoor 2007, '08
 DeJuan Shamburger '99, 2000
 A.D. Shaver '44, '45, '46
 Adam Shaw 2001, '02, '03, '04
 John Shear 2003, '04, '06
 Sid Sheffey '15, '17
 Shelegan '15
 Dave Shellalarger '64, '65
 Gary Shelton '77
 Tommy Sherrill '51
 Daniel Sherwood 2007, '08
 Joe Shields '18
 Patt Shipp '51
 Winston Short '74, '75, '76
 Elmer Shortwell '13, '14
 Showalter '15, '16
 Warren Sidwel '85
 Mark Simmons '96, '97, '98, '99



RON MILLS (1954-57)

ALL-TIME LETTERWINNERS



JESSE POWELL (1966-68)

Gary Simms '18, '20
 Roman Simpson '90
 Venson Simpson '85
 Rounell Simon '76, '77
 David Sims '63, '64
 Eugene Sims 2008, '09
 Travis Sims '93
 Travis Sims '96
 Adam Sipes 2004
 Hubert Sires '18
 Dejuan Skinner 2005
 Larry Skinner '88
 Tom Slack '36, '37
 Curtis Slater 2009
 Royce Slechta '90
 Casey Smith '86
 Cheyenne Smith 2003, '04, '06
 Chris Smith 2005
 Daryl Smith '89, '90
 Dennis Smith '60, '61
 Floyd Smith '79, '80
 Harry Smith '49, '50, '51
 Jeff Smith '83, '84
 Jordan Smith 2009
 Marvin Smith '50, '51
 Mike Smith '82, '83
 O. Smith '11
 R.L. Smith '45
 Ralph Smith '14
 Richard Smith '90
 Steven Smith 2007, '08, '09
 Terry Smith '89
 Trey Smith '93
 Chriss Snapp 2003 '04
 Jered Snelgrooves 2005, '06, '07
 Don Snodgrass '58
 Merced Solis '72, '73, '74
 Rick Solis '97, '98
 Andy Sornerville '95
 Lem Sone '18, '19, '23
 Adolfo Sonen '77, '78, '79
 Velton Soregee '38
 Michael Soto '88, '89, '90
 Archie Souter '55, '56
 John Spann '49, '50, '51
 Earl Sparks '14
 T.J. Sparks 2002, '03, '04, '05
 Larry Spears '74, '75, '76, '77
 L.O. Speers '36
 Jack Spence '31, '32, '33
 Reggie Spencer '76, '77, '78
 Louis Spinks '65, '67
 Otis Spilawn '27
 Garfield Spradley '54
 Glen Staffer '45
 Carroll Stafford '57, '58, '59

Stanley Stafford '57, '58, '59
 Earl Stagner '38, '39, '40
 Tom Stainocker '10
 Harry Stair '13
 Dick Stamier '65
 Harry Star '13, '14
 Adam St. Clair 2000, '01, '02, '03
 Joe Stegall '18
 Dennis Steinback '82, '83
 Leo Steinkoenig '41
 Doug Stephenson '82
 Lother Stephenson '37, '38
 Harold Stewart, '68, '69, '70
 Max Steward 2005, '08
 Mark Stewart '75, '76, '77, '78
 Paul Stewart '22
 Jack Stone '14, '15
 J.T. Stone 2000
 Matt Stone 2003, '04
 Cody Stovall 2000, '01, '02, '03
 L.A. Stowe '31, '32, '33
 Jim Strain '26, '27
 Patrick Strambler '97, '98, '99, 2000
 Russ Street '95, '96
 Russell Stroud '32, '33
 Ray Struck '88
 Harold Stuart '68, '69
 Dutch Studer '18, '21
 Patrick Sturdivant '92, '93
 Wayne Sullivan '49
 Brandon Swain 2007, '08
 Brian Swanson '95
 Bob Sweat '72
 Steve Sydow '71, '72, '73
 Dave Szymakowski '65, '66, '67

T

Damon Tanck '92
 Don Tardy '65, '66, '67
 J.W. Taretton '13
 Don Tate '68, '69
 Shawn Tate '99
 Thomas Tate '70, '71
 Raymond Taupule '99, 2000
 Billy Taylor '71, '72
 Doak Taylor '86, '87, '88
 George Taylor '37, '38
 Jack Taylor 2008
 Prentice Taylor '97
 Trey Taylor '90
 C.M. Teague '32, '33, '34
 Erik Tellef '95, '96
 Jimmy Terrell '45
 Bob Terry '45, '45
 Foye Terry '20

Press Theriot '79
 Cashmin Thomas 2007, '08
 Duane Thomas '67, '68, '69
 F.A. Thomas '36, '37, '38
 Gary Thomas '97, '98
 Johnny Thomas '40, '41, '42
 Kyle Thomas 2008
 Phillip Thomas '93, '95
 Phoebe Thomas '38
 William Thomas '95, '96
 Bill Thompson '44
 Brian Thompson '96, '97, '98, '99
 Chaun Thompson '98, '99, 2001, '02
 Clifford Thompson '94
 Dendrick Thompson '96
 Gordon Thompson '29
 Jacob Thompson '96
 Jimmy Thompson '98
 Kelvin Thompson 2007, '08, '09
 Larry Thompson '78, '79
 Olan Thompson '68, '69, '70
 R.M. Thompson '33, '34
 Ralph Thompson '69, '70
 Weldon Thompson '22, '23, '24
 Neil Thomsen '69
 Drew Thorn '97, '98, '99
 Kevin Thrash '76, '77
 Frank Thrasher '60, '61
 Jackie Tidmore '45
 Mark Tidwell '78, '79, '80, '81
 Jay Tillman 2008
 Kyle Tollefson '90
 Pat Tombs '40, '41
 Trevey '15
 Weldon Trice '46, '48, '49
 Bill Trisciani '71, '72
 Kevin Troutman '77, '78, '79
 Floyd Trowbridge '20
 Clayton Truebenbach 2005, '07
 Chink Tucker '20
 Don Tucker '47, '48, '49, '50
 Marion Tucker '70, '71, '72
 Delmer Tuggle '54, '55
 Shalom Tui 2004
 U. Turner '11
 Turney '15
 Corey Turner '88
 Derek Turner 2000, '01
 Johnny Turner '88, '89
 Otis Turner '10
 Demond Tyson 2002

U

Duane Uhatafe 2005
 David Ulagalelei 2001
 Terry Upton '69
 Gerry Uretsky '79, '80, '81
 Bill Uzzolino '64, '65

V

Jimmy Valenciano 2009
 Frank Van Hoy '34, '35
 Chip Van Pelt '74, '75, '76
 Jackie Vantrease '53, '54, '55, '56
 Johnny Varnell '60, '61, '62, '63
 Bryon Vaughn '23, '24, '25, '26
 Finis Vaughn '23, '24, '25, '26
 Ray Vaughn '10, '11
 Gilbert Veasey '77
 Atila Vegh '72
 Vicic '15
 Charles Vick '42
 B.J. Vickers 2007
 Luis Villagomez 2006
 Bobby Vorpal '89
 Kyle Voss 2009

W

Todd Wade '86
 Toby Waggoner '35, '36
 Joe Walden '53, '54, '55
 David Walker '74
 Dee Walker 2007
 Doyle Walker '57
 John Walker '32, '33, '34
 Jonathan Walker 2004, '05
 Kuwese Walker 2001
 Leon Walker 2004
 Montray Walker '97
 Undrea Walker '76
 Willie Walker '69, '70, '71
 Hunter Wall 2005

Brad Wallace '88
 Jeff Wallace '10
 T. Wallace '11
 Waldemar Wallace '17, '20
 Craig Wallis '35, '37
 Butch Walterscheid '63, '64, '65, '66
 Aaron Wampler 2009
 Elvis Ward '26, '27, '28
 Gary Ward '58, '59, '60
 Kraig Ward '96
 Walter Ward '42
 Mike Ware 2005
 Aubrey Warren '70, '71
 Jeff Warren 2003
 Terry Warren 2000
 Mike Wartes '72, '73, '74
 Marvin Wash 2007, '08
 Chris Washington '97
 Clemmy Washington '90
 Hank Washington '65, '66
 Max Washington '57, '58, '59
 Michael Washington '87, '88
 Odell Washington '36, '37, '38
 Tony Waters '63, '64
 Anthony Watkins '86
 Foster Watkins '36, '37, '38
 Watson '27
 Watson '12
 Brad Watson '85
 Brett Watson 2006, '07, '08
 Jeremy Watson 2009
 Jimmy Watson '87, '88, '89
 Curley Watters '66, '67, '68
 Albert Watts '97, '98
 Gary Weaver '72, '73
 Waldemar Weaver '15
 Dustin Webb '00, '01, '02
 E.J. Webb '53, '54
 J'Marcus Webb 2008, '09
 Brandon Weber '97, '98
 Chad Webster 2003, '04, '05
 Jon Webster '82
 Bruce Wegman '67
 John Weitz '92, '93, '95
 Jerald Welch '85, '86
 Eugene Weldon '82
 Wallace Wellington 2002, '03
 Bryan Welps '94, '95, '96
 Shaun Wesley 2009
 Marquette Wesson '96, '97
 Earl West '62, '63, '64
 Herman West '87, '88
 Jesse West '18
 Jim Whaley '92, '93
 Todd Whatley '98
 Bill Wheeler '42
 Carl Wheeler '94
 Jim Wheeler '68
 Ted Wheeler '64, '65, '66
 R.D. Wheelock '34, '35
 Robert Whelchel '51, '53, '57
 Greg Whetstone '74, '77
 Spencer Whippo '15, '19
 Bruce Whisenhunt '70
 Clyde White '90
 Don White '72
 Ed White '52
 Jackie White '73, '74, '75
 John White '42, '45
 Maurice White 2005, '06
 Norman White '93, '94, '95, '96
 Clyde Whiteacre '22
 R. Whitfield 2006
 Freddie Whitley '77, '79, '80
 Dave Whitmire '66, '67
 Clarence Whittenberg '54, '55
 Dick Wiegand '60, '61
 Larry Wiens '71, '72, '73
 Austin Wiggins '38, '39, '40
 Duane Wilburn '92
 Ben Wiley '51
 Dale Wiley '53, '54, '55
 Derick Wiley 2003, '04
 Lance Wiley '84
 Scott Wiley '75, '76, '77, '78
 Boyd Williams '46, '47, '48
 Calvin Williams '81, '82
 Charlie Williams '60, '61
 Devron Williams '95, '96
 Edwin Williams '37
 Howard Williams '30, '31, '32, '33
 Iris Williams 2006
 Jeff Williams '90
 Jerry Williams '59
 Justin Williams 2006, '07

Kito Williams 2005, '06
 Leon Williams '37, '38, '39
 Marvin Williams '83
 Maurice Williams '89, '90
 Mike Williams '82, '83, '84
 Mike Williams '74, '75, '77
 Robert Williams '86
 Robert Williams '94
 Steve Williams '97
 Tyson Williams 2008, '09
 Walter Williams '97
 Winfred Williams '69, '70, '71
 Ron Willingham '69, '70, '71
 David Willis '74, '75, '76, '77
 Joe Willoughby '46
 Clyde Wilson '90
 Earl Wilson '79, '80, '81, '82
 Jack Wilson '68
 Jim Wilson '12
 Jim Wilson '86, '87
 Larry Wilson 2003, '04
 Ray Wilson '83, '84
 Raymond Wilson '26, '27, '28
 Mack Winter '42, '46
 Roy Winters '66, '67, '68
 Frank Wise '47, '48, '49, '50
 Bruce Womack '47, '48, '49, '50
 Burl Wood '65, '66
 David Wood '82, '83, '84
 David Wood '84, '85, '86
 Don Wood '82, '83, '84
 Earl Wood '65, '66
 Jim Wood '59
 Wes Wood '89
 Brad Woodard 2003
 Pete Woods '37
 R.V. Woods '38, '40
 Tanner Woods 2007
 R.G. Woolever '31
 Claude Wooley '81, '82
 Andy Workman '94, '96
 Marcus Wortham '93
 Charles Wright '47, '48, '49, '50


Cuery Wright '59
 Dean Wright '47, '48, '49, '50
 Michael Wright '94, '95, '96, '97
 Phillip Wright '53, '54, '55
 Rick Wright '76, '77, '78
 Dayrl Wynn '69, '70, '71
 Bruce Wyre '73, '74, '75

Y

Joe Yankovich '84, '85, '86
 Jack York '54, '55, '57
 Jim Young '66, '67
 Tramichah Young 2008, '09
 Josh Young 2006, '07
 Bill Younger '14
 Duke Younger '18

Z

Michael Zoch 2008, '09
 Mike Zofuto '66, '67



DAVE SZYMAKOWSKI (1965-67)

FOOTBALL RECORD BOOK

TEAM RECORDS

OFFENSE

Rushing attempts - 697, 1977
 Net yards rushing - 3,503, 1977
 Rushing yards per game - 322.9, 1950
 Passes attempted - 670, 2007
 Passes completed - 446, 2007
 Completions per game - 34.3, 2007
 Most Passes had intercepted - 28, 1983
 Pass-completion percentage - .675, 2008
 Net yards passing - 5,565, 2008
 Touchdown passes - 52, 2008
 Total offensive plays - 1,024, 2007
 Total offensive yards - 7,079, 2008
 Total offensive yards per play - 7.1, 2008
 Total offensive yards per game - 544.5, 2008
 Punts - 92, 1946
 Punting yards - 3,166, 1990
 Punting average - 43.90, 1995
 Punts had blocked - 4, 1946 and 2009
 Punt returns - 39, 1947
 Punt-return yardage - 508, 1947
 Punt-return average - 18.4, 1962
 Kickoff returns - 69, 1988
 Kickoff-return yardage - 1,308, 1992
 Kickoff-return average - 27.9, 1947
 First downs rushing - 167, 1977
 First downs passing - 263, 1986
 Most Fumbles - 53, 1975
 Most Fumbles lost - 28, 1975
 Points - 626, 2008
 Points per game - 48.1, 2008
 Most 50 point games, season - 6, 2008
 Most 35 point games, season - 11, 2008

DEFENSE

Fewest Rushing attempts - 375, 1955
 Fewest Net yards rushing - 1,189, 1965
 Lowest Rushing average - 2.7, 1972
 Fewest Rushing yards per game - 114.6, 1997
 Fewest Passes attempted - 124, 1955
 Fewest Passes completed - 49, 1955
 Most Opponents' passes intercepted - 25, 1962
 Most Interception-return yards - 529, 1962
 Lowest Pass completion percentage - 0.33, 1963
 Fewest Net yards passing - 587, 1956
 Fewest Touchdown passes - 3, 1949
 Fewest Total offensive plays - 499, 1955
 Fewest Total offensive yards - 2,017, 1955
 Fewest Total offensive yards per play - 3.7, 1956
 Fewest Total offensive yards per game - 206.6, 1948
 Most opponents' punts - 86, 1968
 Lowest Punting average - 32.4, 1967
 Lowest Punt-return average - 4.0, 1998 and 1975
 Fewest First downs rushing - 64, 1965
 Fewest First downs passing - 41, 1963
 Fewest Total first downs - 134, 1963
 Most Fumbles - 42, 1976 and 1979
 Most Fumbles lost - 28, 1979
 Fewest Points - 83, 1956
 Points per game - 9.6, 1956

MISCELLANEOUS

Overall record: 449-473-22 (.487)
 Most wins in a season: 12, 2007
 Most losses in a season: 11, 2002
 Undefeated and untied regular season: Twice, 3-0 in 1918; 11-0 in 2007
 Undefeated and untied complete season: One, 3-0 in 1918
 Single-game attendance: 23,276 vs. ENMU (Oct. 13, 2007) set NCAA Division II home attendance record
 Most wins to start collegiate coaching career: 8, Don Carthel in 2005
 Longest winning streak: 12, 2007. Aug. 30, 2007-Nov. 24, 2007.
 Most consecutive regular-season wins: 21, Oct. 28, 2006-Oct. 18, 2008
 Most consecutive home wins: 12, Nov. 11, 2006-Oct. 18, 2008.
 Most consecutive regular-season home wins: 10, Nov. 11, 2006-Oct. 18, 2008
 Most consecutive regular-season road wins: 22, Oct. 23, 2004 - Present
 Longest winless streak: 19, Sept. 22, 2001 - Nov. 16, 2002 (0-19)

Lowest scoring team: 48, 1910 (4 games), 61, 1983 (11 games)
 Most points scored by opponents: 403, 1988 (40.3 avg.); 2002 (36.6 avg.)
 Most ties in a season: 2, 1932, 1936 and 1976
 Longest streak for scoreless opponents: 7, started in second game of 1918 season and ended in sixth game of 1919.
 Highest scoring game by WTAMU: 161, 2008; Abilene Christian 93, WTAMU 68
 Highest winning margin by WTAMU: 100, 1923 vs. Panhandle State
 High scoring game by an opponent: 99, 1917 by New Mexico Military
 Highest combined scoring by both teams: 161, 2008 (Abilene Christian 93, WTAMU 68)

INDIVIDUAL RECORDS

RUSHING

Most yards game - 340, Eugene Morris vs. Montana State, Oct. 5, 1968
 Most yards season - 1,571, Eugene Morris, 1968
 Most yards freshman season - 1,198, Keithon Flemming, 2007
 Most yards career - 4,359, DeWayne Miles, 1997-2000
 Most attempts, game - 38, Eugene Morris vs. Western Michigan, Nov. 9, 1968
 Most attempts, season - 270, DeWayne Miles, 1997-2000
 Most attempts, career - 770, DeWayne Miles, 1997-2000
 Best average per attempt, season - 9.21, Bill Cross, 1950
 Best average per attempt, career - 7.6, Bill Cross, 1947-50
 Longest run from scrimmage - 99, twice - Ralph Thompson vs. Wichita State, Sept. 26, 1970 and Keithon Flemming vs. Angelo State, Oct. 27, 2007

PASSING

Most yards, game - 595, Keith Null at Abilene Christian, Nov. 22, 2008
 Most yards, season - 5,097, Keith Null, 2008
 Most yards, career - 9,769, Keith Null, 2005-08
 Most completions, game - 44, Dalton Bell vs. Angelo State, Oct. 28, 2006
 Most completions, season - 386, Dalton Bell, 2006
 Most completions, career - 699, Dalton Bell, 2006
 Most attempts, game - 69, Grady Benton, 1994
 Most attempts, season - 585, Dalton Bell, 2006
 Most attempts, career - 1,301, Derek Moupin 2002-04
 Best completion percentage, game - .909 (10 of 11), Jim Dawson vs. BYU, Sept. 23, 1961
 Best completion percentage career - .675 (793 of 1174), Keith Null, 2005-08
 Most TD passes, game - 8, Grady Benton vs. Howard Payne, Sept. 17, 1994
 Most TD passes, season - 48, Keith Null, 2008
 Most TD passes, career - 92, Keith Null, 2005-08
 Most passes had intercepted, game - 5, Bobby Lane vs. Hardin-Simmons, Oct. 27, 1951; Grady Benton vs. Midwestern State, Oct. 1, 1994
 Most passes had intercepted, season - 20, Tod Mayfield, 1986
 Most passes had intercepted, career - 38, Tully Blanchard, 1974-76; Tod Mayfield, 1984-86
 Team record for passes had intercepted in a game - 6, vs. McNeese State, Sept. 17, 1983

TOTAL OFFENSE

Most yards total offense, game - 582, Keith Null at Abilene Christian, Nov. 22, 2008
 Most yards total offense, season - 4,976, Keith Null, 2008
 Most yards total offense per game, season - 411.0, Grady Benton, 1994
 Most yards total offense, career - 9,174, Keith Null, 2005-08
 Most attempts, game - 72, Tod Mayfield vs. Indiana State, Oct. 5, 1985
 Most attempts, season - 641, Dalton Bell 2006
 Most attempts, career - 1,335, Derek Maupin, 2002-04

RECEIVING

Most passes caught game - 18, Brad Bailey vs. Panhandle State, Nov. 12, 1994
 Most passes caught, season - 119, Brad Bailey, 1994
 Most passes caught, career - 244, Charly Martin, 2004-08
 Most TD passes caught, game - 5, Charly Martin at Abilene Christian, Nov. 22, 2008
 Most TD passes caught, season - 22, Charly Martin, 2008
 Most TD passes caught, career - 45, Charly Martin, 2004-08
 Most yards gained, game - 323, Charly Martin at Abilene Christian, Nov. 22, 2008
 Most yards gained, season - 1,867, Charly Martin, 2008
 Most yards per game, season - 143.6, Charly Martin, 2008
 Most yards gained, career - 4,108, Charly Martin, 2004-08

SCORING

Most points, game - 36, Pete Pedro vs. Texas-El Paso, Sept. 30, 1961
 Most points, season - 138, Charly Martin, 2008
 Most points, career - 332, DeWayne Miles, 1997-2000
 Most TDs, game - 6, Pete Pedro vs. Texas-El Paso, Sept. 30, 1961
 Most TDs, season - 22, Pete Pedro, 1961; Charly Martin, 2008
 Most TDs, career - 55, DeWayne Miles, 1997-2000
 Most field goals, game - 4, Dennis Steinbock vs. McNeese State, Sept. 25, 1982
 Most field goals, season - 14, Jon Roberts, 2007 and James Chandler 2008
 Most field goals, career - 22, James Chandler, 2008-09
 Longest field goal - 58 yards, Bruce Wyrre vs. Louisville, Nov. 24, 1973
 Most PATs, season - 77, James Chandler, 2008
 Most PATs, career - 77, James Chandler, 2008-present
 Most consecutive PATs, career - 49, James Chandler (2008)

PUNTING

Most punts, game - 12, Mark Bounds vs. Texas A&M-Kingsville, Oct. 28, 1988; vs. Cal Poly SLO, Sept. 9, 1989
 Most punts, season - 78, Kevin Brinkley, 1999
 Most punts, career - 199, Mark Bounds, 1988-90
 Best punting average, season - 46.3, Mark Bounds, 1990 (69 punts, 3,199 yards)
 Best punting average, career - 43.3, Jon Mason (96 punts, 4,153 yards)
 Longest punt - 89, Mark Bounds, vs. Central Okla., Oct. 27, 1990

PUNT RETURNS

Most returns, season - 27, John Holt, 1978
 Most returns, career - 66, John Holt, 1978
 Most yards, season - 368, Curley Watters, 1966
 Most yards, career - 743, Curley Watters, 1966-68
 Longest return, game - 94 yards, Tony Waters vs. San Jose State, Oct. 31, 1964

KICKOFF RETURNS

Most returns, season - 28, Tim Anuszkiewicz, 1988
 Most returns, career - 91, Duane Joubert, 1992-95
 Most yards, season - 756, Duane Joubert, 1992
 Most yards, career - 2,281, Duane Joubert, 1992-95
 Best return average, season - 34.9 (14 returns, 489 yards), Rebert Mack, 1996
 Best return average, career - 30.4 (38 returns, 913 yards), Rebert Mack, 1995-97
 Most touchdowns, career - 3, Duane Joubert, 1992-95
 Longest return, game - 100, Anthony Armstrong vs. ENMU, Nov. 8, 2003; Kareem Larrimore vs. Panhandle State, Aug. 29, 1998; Clifford Douglas vs. SW Oklahoma State, Sept. 21, 1996; Ned Jolly vs. Hardin-Simmons, Oct. 22, 1960

INTERCEPTIONS

Most interceptions, season - 11, Steve Haterius, 1967
 Most interceptions by a freshman, season - 8, Chris Lacy, 1994
 Most interceptions, career - 18, Steve Haterius, 1964-67
 Most return yards, season - 168, Jerry Logan, 1962
 Most return yards, career - 310, Raymond Brown, 1968-70
 Longest return, game - 99, Jerry Logan vs. Arizona State, Oct. 13, 1962

FOOTBALL RECORD BOOK

TOP 10 CAREER RECORDS

Total Offense	Years	Plays	Rush	Pass	Total
1. Keith Null (Lampasas, TX)	4 (2005-08)	1,164	-211	9,385	9,174
2. Derek Maupin (Canadian, TX)	3 (2002-04)	1,335	436	7,930	8,366
3. Dalton Bell (Canyon, TX)	4 (2003-06)	1,102	-1	7,841	7,840
4. Tod Mayfield (Panhandle, TX)	3 (1984-86)	1,166	-82	7,424	7,342
5. Grady Benton (Mesa, AZ)	2 (1994-95)	906	213	5,618	5,831
6. Taylor Harris (Whitesboro, TX)	3 (2007-09)	908	-207	4,993	4,786
7. DeWayne Miles (Amherst, TX)	4 (1997-00)	770	4,359	0	4,359
8. Victor McGee (Longview, TX)	2 (1981-82)	766	48	4,259	4,307
9. Hank Washington (Los Angeles, CA)	2 (1965-66)	679	45	3,510	3,555
10. Bo Robinson (Lamesa, TX)	4 (1975-78)	653	3,542	0	3,542

Rushing	Years	Rushes	Yards	Yds/Att.
1. DeWayne Miles (Amherst, TX)	3 (1997-00)	770	4,359	5.71
2. Bo Robinson (Lamesa, TX)	4 (1975-78)	653	3,542	5.42
3. Norman White (Woodlands, TX)	4 (1993-96)	670	3,422	5.10
4. Eugene Morris (Pittsburgh, PA)	3 (1966-68)	539	3,388	6.28
5. Bill Cross (Canadian, TX)	4 (1947-50)	326	2,474	7.59
6. Keithon Flemming (Mesquite, TX)	3 (2007-09)	386	2,433	6.30
7. Duane Thomas (Dallas, TX)	3 (1967-69)	396	2,376	6.00
8. Patrick Strambler (Odessa, TX)	4 (1997-00)	426	2,274	5.34
9. J.R. Compton (Hale Center, TX)	4 (1984-87)	457	2,239	4.89
10. Pete Pedro (Lynn, MA)	3 (1961-63)	317	2,167	6.84

Passing Yards	Years	Comp-Att	Int	TD	Yards
1. Keith Null (Lampasas, TX)	4 (2005-08)	751-1,106	29	91	9,385
2. Derek Maupin (Canadian, TX)	3 (2002-04)	759-1,301	39	37	7,930
3. Dalton Bell (Canyon, TX)	4 (2003-06)	699-1,044	27	63	7,841
4. Tod Mayfield (Panhandle, TX)	3 (1984-86)	630-1036	38	55	7,424
5. Grady Benton (Mesa, AZ)	2 (1994-95)	421-686	22	49	5,618
6. Taylor Harris (Whitesboro, TX)	3 (2007-09)	424-855	15	33	4,993
7. Victor McGee (Longview, TX)	2 (1981-82)	296-606	22	31	4,259
8. Gary Thomas (Rancho Palos Verdes, CA)	2 (1997-98)	265-506	26	22	3,593
9. Hank Washington (Los Angeles, CA)	2 (1965-66)	282-524	27	26	3,510
10. Dan Buesing (Vernon, TX)	3 (1988-90)	316-524	20	23	3,293

Pass Receptions	Years	Yards	Rec.	TD	Yds/Rec.
1. Charly Martin (Farmington, NM)	4 (2004-08)	4,108	244	44	16.8
2. Brad Bailey (Plano, TX)	3 (1992-94)	2,677	221	22	12.1
3. Duane Joubert (Beaumont, TX)	4 (1992-95)	1,952	179	14	10.9
4. Stan Carraway (Paramount, CA)	2 (1985-86)	2,412	173	20	13.9
5. Keithon Flemming (Mesquite, TX)	3 (2007-09)	1,305	150	10	8.7
6. Ramon Perry (Pacoima, CA)	2 (2005-06)	1,603	146	9	10.9
7. Anthony Armstrong (Carrrollton, TX)	4 (2001-04)	1,768	145	9	12.2
8. Keith Miller (Dallas, TX)	3 (1988-90)	2,542	133	24	19.1
9. Maurice White (Windsor, CA)	2 (2005-06)	910	129	5	7.1
10. Pete Loera (Mesa, AZ)	3 (1993-95)	1,986	127	19	15.6

Reception Yards	Years	Yards	Rec.	TD	Avg.
1. Charly Martin (Farmington, NM)	4 (2004, 06-08)	4,108	244	44	16.8
2. Brad Bailey (Plano, TX)	3 (1992-94)	2,677	221	22	12.1
3. Keith Miller (Dallas, TX)	3 (1988-90)	2,542	133	24	19.1
4. Stan Carraway (Paramount, CA)	2 (1985-86)	2,412	173	20	13.9
5. Pete Loera (Mesa, AZ, TX)	3 (1993-95)	1,986	127	19	15.6
6. Duane Joubert (Beaumont, TX)	4 (1992-95)	1,952	179	14	10.3
7. Anthony Armstrong (Carrrollton, TX)	4 (2001-04)	1,768	145	9	12.2
8. Ramon Perry (Pacoima, CA)	2 (2005-06)	1,603	146	9	10.9
9. Dave Szymakowski (Bethlehem, PA)	3 (1965-67)	1,588	102	12	15.3
10. Tona Martin (Aledo, TX)	2 (2004-05)	1,572	110	17	14.3

Scoring	Years	TD	XP/FG	2XP	Total
1. DeWayne Miles (Amherst, TX)	3 (1997-00)	55	0/0	1	332
2. Keithon Flemming (Mesquite, TX)	3 (2007-09)	49	0/0	0	294
3. Charly Martin (Farmington, NM)	4 (2004, 06-08)	45	0/0	0	270
4. Eugene Morris (Pittsburgh, PA)	3 (1966-68)	42	0/0	0	252
5. Norman White (Woodlands, TX)	4 (1993-96)	34	0/0	2	208
6. Pete Pedro (Lynn, MA)	3 (1961-63)	33	0/0	0	198
7. Charles Wright (Canyon, TX)	4 (1947-50)	32	0/0	0	192
8. James Chandler (London, England)	2 (2008-09)	0	119/22	0	185
9. Keithon Flemming (Mesquite, TX)	2 (2007-08)	31	0/0	0	150
10. Bill Cross (Canadian, TX)	4 (1947-50)	29	7/0	0	181

FOOTBALL RECORD BOOK

TOP 10 SINGLE SEASON RECORDS

PASSING YARDS

1. Keith Null (2008)	5,097
2. Keith Null (2007)	4,134
3. Dalton Bell (2006)	3,998
4. Dalton Bell (2005)	3,799
5. Taylor Harris (2009)	3,738
6. Tod Mayfield (1986)	3,664
7. Grady Benton (1994)	3,541
8. Derek Maupin (2004)	3,461
9. Tod Mayfield (1985)	3,432
10. Victor McGee (1982)	3,224

RUSHING YARDS

1. Eugene Morris (1968)	1,571
2. DeWayne Miles (2000)	1,524
3. Bo Robinson (1977)	1,399
4. Eugene Morris (1967)	1,274
5. Charles Wright (1950)	1,203
6. Keithon Flemming (2007)	1,198
7. Patrick Strambler (1998)	1,153
8. Billy Pritchett (1971)	1,128
9. Norman White (1994)	1,122
10. Norman White (1993)	1,109

RECEIVING YARDS

1. Charly Martin (2008)	1,867
2. Brad Bailey (1994)	1,552
3. Stan Carraway (1985)	1,237
4. Stan Carraway (1986)	1,175
5. Charly Martin (2006)	1,169
6. Keith Miller (1990)	1,130
7. Tona Martin (2005)	1,055
8. Brittan Golden (2009)	946
9. Charly Martin (2007)	927
10. Ramon Perry (2005)	880

SACKS

1. Franco Glaze (1997)	15.5
2. Brandon Swain (2007)	13
3. Mike Paschal (1990)	11.5
4. Franco Glaze (1998)	11
5. Eugene Sims (2008)	10
Caleb Holt (1996)	10
7. Maurice Hobson (1980)	8
8. Bryan Braman (2009)	7.5
9. Eugene Sims (2009)	7
Johnny Turner (1989)	7
Darrell Lewis (2003)	7

TACKLES

1. Joe Calhoun (1995)	151
2. Alondra Johnson (1987)	143
3. Jared Brock (2006)	119
4. Norman Bell (1984)	117
5. Adam St. Clair (2001)	114
Adam Shaw (2003)	114
7. Bobby Azam (1992)	112
8. Norman Bell (1983)	108

9. Brian Christian (1994)	107
10. Anthony Scott (2009)	106

YEAR-BY-YEAR INDIVIDUAL LEADERS - SINCE 1955

1955

Passing Yards: Bubba Hillman	314
Rushing Yards: Joe Walden	569
Receiving Yards: Mark Clapp	116
Touchdowns: Joe Walden	11
Receptions: Mark Clapp	9

1956

Passing Yards: Bubba Hillman	357
Rushing Yards: Ron Mills	569
Receiving Yards: Ken Ballard	125
Touchdowns: Charles Sanders	12
Receptions: Ken Ballard	8

1957

Passing Yards: Jack York	198
Rushing Yards: Charlie Sanders	938
Receiving Yards: Tommy Coffey	82
Touchdowns: Charlie Sanders	6
Receptions: Tommy Coffey	7

1958

Passing Yards: Mac Kehoe	370
Rushing Yards: Bob Ratliff	545
Receiving Yards: Tommy Coffey	431
Touchdowns: Bob Ratliff	6
Receptions: Tommy Coffey	22

1959

Passing Yards: Jim Dawson	297
Rushing Yards: Rex Loftis	387
Receiving Yards: Fred Hedgecoke	246

1960

Passing Yards: Jim Dawson	921
Rushing Yards: Jim Densman	307
Receiving Yards: Jerry Logan	192

1961

Passing Yards: Jim Dawson	566
Rushing Yards: Pete Pedro	976
Receiving Yards: Jerry Richardson	192

1962

Passing Yards: Jim Dawson	652
Rushing Yards: Pete Pedro	831
Receiving Yards: Jerry Richardson	282
Touchdowns: Jerry Logan	13
Receptions: Jerry Richardson	22

1963

Passing Yards: David Gibson	449
Rushing Yards: Ollie Ross	364
REceiving Yards: Jerry Richardson	246
Touchdowns: Jerry Richardson, Ollie Ross	5
Receptions: Jerry Richardson	18
Interceptions: Ollie Ross	6

1964

Passing Yards: Bill Bundy	694
Rushing Yards: Russell Mundy	495
Receiving Yards: Ted Wheeler	165
Touchdowns: Earl West	5
Receptions: Ted Wheeler	11
Interceptions: Gene Browning, Tony Waters	2

1965

Passing yards: Hank Washington	1403
Rushing Yards: Don Dennis	288
Receiving Yards: Roy Armentrout	541
Touchdowns: Brian Deady	5
Receptions: Roy Armentrout	34
Interceptions: Rich Barrett	6

1966

Passing Yards: Hank Washington	2107
Rushing Yards: Eugene Morris	543
Receiving Yards: Dave Szymakowski	842

1967

Passing Yards: Roy Winters	1552
Rushing Yards: Eugene Morris	1274
Receiving Yards: Dave Szymakowski	479
Touchdowns: Eugene Morris	12
Receptions: Dave Szymakowski	32
Interceptions: Steve Haterius	11

1968

Passing Yards: Roy Winters	1145
Rushing Yards: Eugene Morris	1571
Receiving Yards: Dick Flynn	319
Touchdowns: Eugene Morris	19
Receptions: Dick Flynn	23
Interceptions: Billy Lantow	6

1969

Passing Yards: Clarence Redic	1090
Rushing Yards: Duane Thomas	1072
Receiving Yards: Olan Thompson	231
Passing Touchdowns: Clarence Redic	4
Rushing Touchdowns: Duane Thomas	10
Receiving Touchdowns: Robert Jackson, Olan Thompson	2
Receptions: Olan Thompson	19
Interceptions: Troy Anderson	8

1970

Passing Yards: Ed Holwig	1097
Rushing Yards: Ralph Thompson	848
Receiving Yards: Daryl Wynn	334

FOOTBALL RECORD BOOK

Passing Touchdowns: Ed Holwig	6
Rushing Touchdowns: Ralph Thompson	10
Receiving Touchdowns: Ralph Thompson	2
Receptions: Daryl Wynn	25
Interceptions: Raymond Brown	8

1971

Passing Yards: Ed Holwig	548
Rushing Yards: Billy Pritchett	1128
Receiving Yards: Daryl Wynn	206
Passing Touchdowns: Ed Holwig, Ron Leach	2
Rushing Touchdowns: Billy Pritchett	7
Receiving Touchdowns: Carl Brown	3
Receptions: Daryl Wynn	14
Interceptions: Mike Hrnrcir	4

1972

Passing Yards: Mike Wartes	464
Rushing Yards: Cole Fraley	794
Receiving Yards: Carl Brown	267
Passing Touchdowns: Mike Wartes	2
Rushing Touchdowns: Jimmy Lisle	7
Receiving Touchdowns: Carl Brown	2
Receptions: Carl Brown	12
Interceptions: Daryl Carr, Robert Edwards, Johnny McDowell	3

1973

Passing Yards: Don Nava	1384
Rushing Yards: Jimmy Lisle	513
Receiving Yards: Merced Solis	499
Passing Touchdowns: Don Nava	3
Rushing Touchdowns: Clois Burgess, Rich Schleider	3
Receiving Touchdowns: Tom Brownfield, Tracy Dicson, John Paul Lee	1
Receptions: Merced Solis	35
Interceptions: Daryl Carr	3

1974

Passing Yards: Tully Blanchard	858
Rushing Yards: Johnny Darden	581
Receiving Yards: Tracy Dickson	589
Passing Touchdowns: Tully Blanchard	8
Rushing Touchdowns: Johnny Darden	6
Receiving Touchdowns: Tracy Dickson	5
Receptions: Tracy Dickson	22
Interceptions: Steve Rogers	5

1975

Passing Yards: Tully Blanchard	509
Rushing Yards: Anthony Dogan	669
Receiving Yards: Jeff Lloyd	161
Passing Touchdowns: Tully Blanchard	4
Rushing Touchdowns: Anthony Dogan	7
Receiving Touchdowns: Jeff Lloyd	4
Receptions: Jeff Lloyd, Scott Wiley	4
Interceptions: Michael Kelson, Mike Lozano	5

1976

Passing Yards: Tully Blanchard	509
Rushing Yards: Robert Mayberry	843
Receiving Yards: Scott Wiley	530

1977

Passing Yards: Tracy Qualls	456
Rushing Yards: Bo Robinson	1399
Receiving Yards: Frank Dudley	205
Passing Touchdowns: Tracy Qualls	7
Rushing Touchdowns: Bo Robinson	11
Receiving Touchdowns: Frank Dudley	2
Receptions: Frank Dudley	12
Tackles: Larry Spears	92
Interceptions: Mike Rychlik, Rounell Simon	4

1978

Passing Yards: Clint Plant	520
Rushing Yards: Cleveland Robinson	880
Receiving Yards: Reggie Spencer	356
Passing Touchdowns: Larry Thmpson	5
Rushing Touchdowns: Drew Johnson	6
Receiving Touchdowns: Reggie Spencer	2
Receptions: Reggie Spencer	21
Tackles: Scott Braden	77
Interceptions: Vic Hayes, Darryl Hemphill	3

1979

Passing Yards: Larry Thompson	380
Rushing Yards: Danny Clark	681
Receiving Yards: Milton Baker	177
Passing Touchdowns: Larry Thompson	6
Rushing Touchdowns: Danny Clark	11
Receiving Touchdowns: Milton Baker, Ricky Collinsworth	3
Receptions: Danny Clark	10
Interceptions: Darryl Hemphill	5

1980

Passing Yards: Matt Patterson	1125
Rushing Yards: Jackie Compton	656
Receiving Yards: Ricky Collinsworth	517
Passing Touchdowns: Matt Patterson	7
Rushing Touchdowns: Danny Clark	7
Receiving Touchdowns: Ricky Collinsowrth	5
Receptions: Ricky Collinsworth	32
Interceptions: Darryl Hemphill	4

1981

Passing Yards: Victor McGee	1035
Rushing Yards: Paul Bell	624
Receiving Yards: Curtis Bennett	365

1982

Passing yards: Victor McGee	3224
Rushing Yards: Paul Bell	347
Receiving Yards: Mark Manley	780
Passing Touchdowns: Victor McGee	20
Rushing Touchdowns: Milton Baker	3
Receiving Touchdowns: Curtis Bennett, Earl Wilson	6

Receptions: Mark Manley	57
Interceptions: Charles Briscoe	4

1983

Passing Yards: David Harbin	715
Rushing Yards: Johnny Johnson	514
Receiving Yards: Gary Fletcher	417
Passing Touchdowns: Tom Cortez, Ricky Davis, David Harbin	2
Rushing Touchdowns: Johnny Johnson	4
Receiving Touchdowns: Billy Record	2
Receptions: David Wood	26
Sacks: Baron Jackson	6
Tackles: Nomran Bell	108
Interceptions: Don Wood	6

1984

Passing Yards: David Harbin	728
Rushing Yards: Wayne High	424
Receiving Yards: David Wood	616
Passing Touchdowns: David Harbin	5
Rushing Touchdowns: David Harbin	5
Receiving Touchdowns: David Wood	8
Receptions: David Wood	30
Sacks: Norman Bell, Willard Goff, Scott Peoples, Dennis Schneider	2
Tackles: Norman Bell	117
Interceptions: Don Carpenter	3

1985

Passing Yards: Tod Mayfield	3432
Rushing Yards: James Morton	626
Receiving Yards: Stan Carraway	1237

1986

Passing Yards: Tod Mayfield	3664
Rushing Yards: J.R. Compton	806
Receiving Yards: Stan Carraway	1175
Passing Touchdowns: Tod Mayfield	31
Rushing Touchdowns: J.R. Compton	11
Receiving Touchdowns: Votie Patterson	12
Interceptions: Todd Littlejohn	2

1987

Passing Yards: Steve Kragthorpe	1980
Rushing Yards: J.R. Compton	1004
Receiving Yards: Devon Fortson	373
Passing Touchdowns: Steve Kragthorpe	9
Rushing Touchdowns: J.R. Compton	11
Receiving Touchdowns: Devon Fortson, Robert Hall, James Morton, Herman West	2
Receptions: James Morton	36
Sacks: David Newman	5
Tackles: Alondra Johnson	143
Interceptions: Robert Johnson	7

1988

Passing Yards: Doak Taylor	2379
Rushing Yards: Greg Hodges	606
Receiving Yards: Rich Stephens	590
Passing Touchdowns: Doak Taylor	23

FOOTBALL RECORD BOOK

Rushing Touchdowns: Greg Hodges	5
Receiving Touchdowns: Rich Stephens	8
Receptions: Greg Hodges, Herman West	37
Sacks: Maurice Hobson	8
Tackles: Maurice Hobson	76
Interceptions: Andrew Gowell	4

1989

Passing Yards: Dan Buesing	2085
Rushing Yards: Maurice Williams	250
Receiving Yards: Keith Miller	879
Passing Touchdowns: Dan Buesing	14
Rushing Touchdowns: Maurice Williams	4
Receiving Touchdowns: Keith Miller	8
Receptions: Charles Christian	55
Sacks: Johnny Turner	7
Tackles: Cedric Buckley	85.5
Interceptions: Cedric Buckley, Andre Cooper	3

1990

Passing Yards: Mark Reiland	1009
Rushing Yards: Maurice Williams	571
Receiving Yards: Keith Miller	1130
Passing Touchdowns: Royce Slechta	6
Rushing Touchdowns: Maurice Williams	6
Receiving Touchdowns: Keith Miller	9
Receptions: Keith Miller	61
Sacks: Mike Paschal	11.5
Tackles: Mike Paschal	85
Interceptions: Shy Burney, Craig Hemphill	2

1991

No Football Program	
---------------------	--

1992

Passing Yards: Codie Scott	738
Rushing Yards: Jeff Myers	365
Receiving Yards: Brad Bailey	642
Passing Touchdowns: Codie Scott	5
Rushing Touchdowns: Jeff Myers	2
Receiving Touchdowns: Brad Bailey, Jeff Bridges	2
Receptions: Brad Bailey	57
Sacks: Bobby Azam, Brian Christian, Kenneth Lawrence	3
Tackles: Bobby Azam	112
Interceptions: Wayne Needham	4

1993

Passing Yards: Brian Bailey	1418
Rushing Yards: Norman White	1109
Receiving Yards: Duane Joubert	537
Passing Touchdowns: Brian Bailey	12
Rushing Touchdowns: Norman White	8
Receiving Touchdowns: Duane Joubert, Pete Loera	5
Receptions: Duane Joubert	59
Sacks: Brian Christian, Steve Edwards, Erik Kirkpatrick	2
Tackles: Brian Christian	90
Interceptions: Wayne Needham	3

1994

Passing Yards: Grady Benton	3541
Rushing Yards: Norman White	1122
Receiving Yards: Brad Bailey	1552
Passing Touchdowns: Grady Benton	30
Rushing Touchdowns: Norman White	18
Receiving Touchdowns: Brad Bailey	16
Receptions: Brad Bailey	119
Sacks: Erik Kirkpatrick	5
Tackles: Brian Christian	107
Interceptions: Chris Lacy	8

1995

Passing Yards: Grady Benton	2077
Rushing Yards: Norman White	799
Receiving Yards: Carlos Artis	793
Passing Touchdowns: Grady Benton	19
Rushing Touchdowns: Norman White	6
Receiving Touchdowns: Carlos Artis, Pete Loera	6
Receptions: Duane Joubert	53
Sacks: Brian Christian, Orion Sewell	5
Tackles: Joe Calhoun	151
Interceptions: Cliff Douglas, Rebert Mack	2

1996

Passing Yards: Michael Schmucker	635
Rushing Yards: Norman White	392
Receiving Yards: Charles Barnes	335
Passing Touchdowns: Craig Coleman	4
Rushing Touchdowns: Norman White	1
Receiving Touchdowns: Dendrick Thompson, Marquette Wesson	2
Receptions: Marquette Wesson	21
Sacks: Caleb Holt	10
Tackles: Mike Martinez	97
Interceptions: Chris Lacy, Rodney McCurry	3

1997

Passing Yards: Gary Thomas	1749
Rushing Yards: DeWayne Miles	845
Receiving Yards: Kory Jones	595
Passing Touchdowns: Gary Thomas	13
Rushing Touchdowns: DeWayne Miles	12
Receiving Touchdowns: Chris Washington	12
Receptions: Kory Jones	34
Sacks: Franco Glaze	15.5
Tackles: Brandon Weber	86
Interceptions: Rebert Mack	4

1998

Passing Yards: Gary Thomas	1844
Rushing Yards: Patrick Strambler	1153
Receiving Yards: Antonio Harrison	664
Passing Touchdowns: Gary Thomas	9
Rushing Touchdowns: DeWayne Miles, Patrick Strambler	15
Receiving Touchdowns: Antonio Harrison	6
Receptions: Antonio Harrison	36
Sacks: Franco Glaze	11
Tackles: Germaine Gaspard	96
Interceptions: Brian Humphrey, Mike Murphy	3

1999

Passing Yards: Judd Moller	974
Rushing Yards: DeWayne Miles	1,053
Receiving Yards: Antonio Harrison	344
Passing Touchdowns: Judd Moller	5
Rushing Touchdowns: DeWayne Miles	11
Receiving Touchdowns: Antonio Harrison, Asanti Danzie	2
Receptions: Antonio Harrison	18
Sacks: Brian Thompson	7
Tackles: John Thompson	136
Interceptions: Kareem Larrimore	5

2000

Passing Yards: Rick Leach	1599
Rushing Yards: DeWayne Miles	1524
Receiving Yards: Mario King	435
Passing Touchdowns: Rick Leach	6
Rushing Touchdowns: DeWayne Miles	16
Receiving Touchdowns: Jason Arnold	3
Receptions: Mario King	26
Sacks: Will Goodloe	5
Tackles: Donnie Adams, Ray Ross	88
Interceptions: Ray Ross	4

2001

Passing Yards: Josh Knight	1813
Rushing Yards: Dante Clay	859
Receiving Yards: Chris Guillen	488
Passing Touchdowns: Josh Knight	12
Rushing Touchdowns: Josh Knight	4
Receiving Touchdowns: Kaleb Clay, Chris Guillen	6
Receptions: Sirquon Hardy	35
Sacks: Charlie Langston	5
Tackles: Adam St. Clair	114
Interceptions: Randy Bowers, Carlos Cox, Joey Gipson, Adam St. Clair	1

2002

Passing Yards: Derek Maupin	1473
Rushing Yards: Dominique Bibben	518
Receiving Yards: Sirquon Hardy	670
Passing Touchdowns: Josh Knight, Derek Maupin	2
Rushing Touchdowns: Chase Allen, Dominique Bibben, Aubrey Lacy	3
Receiving Touchdowns: Kaleb Clay	4
Receptions: Sirquon Hardy	50
Sacks: Adam St. Clair	5
Tackles: Chaun Thompson	104
Interceptions: Cody Stovall	3

FOOTBALL RECORD BOOK

2003

Passing Yards: Derek Maupin	2789
Rushing Yards: Aubrey Lacy	727
Receiving Yards: Anthony Armstrong	740
Passing Touchdowns: Derek Maupin	16
Rushing Touchdowns: Aubrey Lacy	10
Receiving Touchdowns: Anthony Armstrong, Dominique Bibben	4
Receptions: Anthony Armstrong	54
Sacks: Darrell Lewis	7
Tackles: Adam Shaw	114
Interceptions: Dominique Carter	3

2004

Passing Yards: Derek Maupin	3461
Rushing Yards: Dominique Bibben	400
Receiving Yards: Anthony Armstrong	607
Passing Touchdowns: Derek Maupin	19
Rushing Touchdowns: Dominique Bibben	2
Receiving Touchdowns: Tonaé Martin	5
Receptions: Anthony Armstrong	54
Sacks: Darrell Lewis	4
Tackles: Adam Shaw	98
Interceptions: Dominique Carter	2

2005

Passing Yards: Dalton Bell	3799
Rushing Yards: Joe Harris	697
Receiving Yards: Tonaé Martin	1055
Passing Touchdowns: Dalton Bell	30
Rushing Touchdowns: Joe Harris	9
Receiving Touchdowns: Tonaé Martin	12
Receptions: Ramon Perry	71
Sacks: John Granger, Tony Searce	4
Tackles: Jeremy Hibbler	95
Interceptions: Keon Gaither	9

2006

Passing Yards: Dalton Bell	3998
Rushing Yards: Maurice White	756
Receiving Yards: Charly Martin	1169
Passing Touchdowns: Dalton Bell	32
Rushing Touchdowns: Dalton Bell	5
Receiving Touchdowns: Shaun Scott-Jones	11
Receptions: Ramon Perry	75
Sacks: Jared Brock, T.J. Nickleberry, Brett Watson, Justin Williams	4
Tackles: Jared Brock	119
Interceptions: Don Hooks, Darnell Johnson	2

2007

Passing Yards: Keith Null	4134
Rushing Yards: Keithon Flemming	1229
Receiving Yards: Charly Martin	927
Passing Touchdowns: Keith Null	41
Rushing Touchdowns: Keithon Flemming	12
Receiving Touchdowns: Charly Martin	11
Receptions: Keithon Flemming	73
Sacks: Brandon Swain	14
Tackles: Jared Brock	96
Interceptions: Cashmin Thomas	5

2008

Passing Yards: Keith Null	5097
Rushing Yards: Keithon Flemming	756
Receiving Yards: Charly Martin	1867
Passing Touchdowns: Keith Null	48
Rushing Touchdowns: Keithon Flemming	13
Receiving Touchdowns: Charly Martin	22
Receptions: Charly Martin	95
Sacks: Eugene Sims	10
Tackles: Jared Brock	83
Interceptions: Darnell Johnson	6

2009

Passing Yards: Taylor Harris	3738
Rushing Yards: Kelvin Thompson	529
Receiving Yards: Tyson Williams	847
Passing Touchdowns: Taylor Harris	22
Rushing Touchdowns: Keithon Flemming	12
Receiving Touchdowns: Brittan Golden	10
Receptions: Tyson Williams	66
Sacks: Bryan Braman	8
Tackles: Anthony Scott	106
Interceptions: Shad Baichtal, Tae Evans, Jordan Smith	3

FOOTBALL ALL-AMERICANS

1950
Gene Mayfield (quarterback) - AP Little All-America
Bill Cross: Helms Hall of Fame

1955
Joe Brooks - Williams National Football Rating System All-America

1956
Charles F. Sanders - 1st-team - AP All-America

1957
Charles F. Sanders - Williamson National Football Rating System All-America

1962
Jerry Don Logan - Williamson National Football Rating System All-America

1968
Eugene "Mercury" Morris (running back) - 1st-team - Sporting News All-America; 2nd-team - UPI All-America; 3rd-team - AP All-America

1975
Jeff Nunn (linebacker) - 1st-team - AP All-America

1977
Bo Robinson (fullback) - 1st-team - AP All-America
Reggie McElroy (offensive tackle) - 2nd-team - AP All-America
William Fifer (offensive tackle) - 2nd-team - AP All-America

1979
Glen Keller - Honorable mention - AP All-America
Kevin Dennis - Honorable mention - AP All-America
Steve Hatch - Honorable mention - AP All-America
John Holt - Honorable mention - AP All-America
Elvin Keller - Honorable mention - AP All-America

1980
Elvin Keller (nose guard) - 3rd-team - AP All-America

1985
Stan Carraway (wide receiver) - Honorable mention - AP Division I-AA Little All-America
Todd Pearson (center) - 2nd-team - AP Division I-AA Little All-America

1986
Tod Mayfield (quarterback) - Honorable mention - Football News All-America; 3rd-team - AP Little All-America
Stan Carraway (wide receiver) - 1st-team - Football News All-American, Kodak All-America; 3rd-team-AP Little All-America
Anthony Miller (linebacker) - 3rd-team - AP Little All-America; Honorable mention - Football News All-America
Kevin Brown (punter): Honorable mention - AP Little All-America
Todd Littlejohn (cornerback) - Honorable mention - AP Little All-America

Steve McMurty (offensive tackle) - Honorable mention - AP Little All-America

1987
J.R. Compton (running back) - 2nd-team - AP Little All-America, U.S. Achievement Academy's Collegiate All-America

1989
Mark Bounds (punter) - 3rd-team - USA Today/Football Gazette All-America

1990
Mark Bounds (punter) - 1st-team - Kodak All-America

1993
Norman White (running back) - Honorable mention - Dr. C.M. Frank All-America

1994
Brad Bailey (wide receiver) - 1st-team - AP Little All-America, Football Gazette All-America, Dr. C.M. Frank All-America
Brian Hurley (offensive tackle) - 1st-team - American Football Coaches Association All-America, Football Gazette All-America; 2nd-team - AP Little All-America; Honorable Mention - Dr. C.M. Frank All-America
Grady Benton (quarterback) - Harlon Hill Finalist (fifth-place); 2nd-team Dr. C.M. Frank All-America; 3rd-team - Football Gazette All-America
Norman White (running back) - Honorable Mention - Football Gazette All-America, Dr. C.M. Frank All-America
Brian Christian (linebacker) - Honorable mention - Football Gazette All-America
Duane Joubert (wide receiver/return specialist) - Honorable mention - Dr. C.M. Frank All-America

1995
Jon Mason (punter) - 1st-team - AP Little All-America, Football Gazette All-America, Dr. C.M. Frank All-America, American Football Quarterly All-America

1997
Rebert Mack (corner back/return specialist) - 2nd-team AP Little All-America, Football Gazette All-America

1998
Franco Glaze (defensive end) - 2nd-team - Football Gazette All-America

1999
Kareem Larrimore (defensive back) - 1st-team - Football Gazette All-America

2000
DeWayne Miles (running back) - 1st team - Football Gazette All-America; 2nd team Daktronics All-America

2002
Chaun Thompson (linebacker) - 1st-team - AP Little All-America

2004
Pat McCoy (offensive lineman) - 1st-team - CollegeSportsReport.com, AP Little All-America; Honorable mention - Don Hansen's Gazette All-America,

D2football.com All-America

2005
Pat McCoy (offensive lineman) - 1st-team American Football Coaches Association; 2nd Team - D2football.com, Don Hansen's Football Gazette
Dalton Bell (quarterback) - Honorable mention - D2football.com, Don Hansen's Football Gazette
Tonaie Martin (receiver) - Honorable mention - D2football.com
Dejuan Skinner (offensive lineman) - Honorable mention - D2football.com
Keon Gaither (defensive back) - 1st-team Don Hansen's Football Gazette

2006
Jared Brock (linebacker) - 1st team - AP Little All-America, Daktronics, 3rd team - Don Hansen's Football Gazette, Honorable mention - D2football.com
Charly Martin (wide receiver) - 2nd team Daktronics, Don Hansen's Football Gazette; Honorable mention - D2football.com
Dalton Bell (quarterback) - Honorable mention - Don Hansen's Football Gazette

2007
Jared Brock (linebacker) - 2nd team - AP Little All-America, D2football.com, Daktronics; 3rd team - Don Hansen's Football Gazette
Keithon Flemming - Honorable Mention - Don Hansen's Football Gazette
Kolo Kapanui, (tight end) - 1st team - AP Little All-America, Daktronics; 2nd Team - D2football.com; Honorable mention - Don Hansen's Football Gazette
Charly Martin (wide receiver) - Honorable mention - D2football.com
Brandon Swain (defensive end) - 1st team - American Football Coaches Association, AP Little All-America, Don Hansen's Football Gazette, D2football.com, Daktronics
Cashmin Thomas - Honorable Mention - Don Hansen's Football Gazette

2008
Jared Brock (linebacker) - 1st team - American Football Coaches Association, AP Little All-America, Daktronics, Don Hansen's Football Gazette, D2football.com.
Charly Martin (wide receiver) - 1st team - AP Little All-America, Daktronics, Don Hansen's Football Gazette, D2football.com,
Keith Null (quarterback) - Honorable mention - Don Hansen's Football Gazette, D2football.com,
J'Marcus Webb (offensive lineman) - 1st team - D2football.com; 3rd team - Don Hansen's Football Gazette.

2009
Tae Evans (defensive back) - 3rd team Don Hansen's Football Gazette;
Eugene Sims (defensive end) - 1st team - American Football Coaches Association; 2nd team - D2football.com
Broderick Marshall (Defensive tackle) - 3rd team Don Hansen's Football Gazette;
J'Marcus Webb (offensive line) - 1st team D2football.com; 2nd team - Daktronics; 3rd team Don Hansen's Football Gazette;

ACADEMIC ALL-AMERICANS

1983
Barry Johnson (defensive back) - GTE Academic All-District 6

1993
Darren Hofferichter (linebacker) - GTE Academic All-District 6
Michael Moore (wide receiver) - GTE Academic All-District 6

1994
Brad Bailey (wide receiver) - 1st team CoSIDA All-District 6

1995
Jon Mason (punter) - 1st team CoSIDA All-District 6

1997
Rebert Mack (corner back/return specialist) - 2nd-team All-District 6

1998
Bret Leathers (punter) - GTE Academic All-District 6

2003
Chad Kennedy (punter) - 1st-team CoSIDA Academic All-District 6
Anthony May (def. back) - 1st-team CoSIDA Academic All-District 6

2004
Chad Kennedy (punter) - 1st-team CoSIDA Academic All-District 6
Derek Maupin (quarterback) - 1st-team CoSIDA Academic All-District 6

2007
Jared Brock (linebacker) - 1st-team ESPN The Magazine/CoSIDA Academic All-District 6
Charly Martin (wide receiver) - 1st-team ESPN The Magazine/CoSIDA Academic All-District 6
Keith Null (quarterback) - 1st-team ESPN The Magazine/CoSIDA Academic All-District 6
Kolt Kittley (wide receiver) - 2nd-team ESPN The Magazine/CoSIDA Academic All-District 6
Matt Manley (wide receiver) - 2nd-team ESPN The Magazine/CoSIDA Academic All-District 6

2008

Jared Brock (linebacker) - 1st-team ESPN The Magazine/CoSIDA Academic All-District 6
Charly Martin (wide receiver) - 1st-team ESPN The Magazine/CoSIDA Academic All-District 6
Keith Null (quarterback) - 1st-team ESPN The Magazine/CoSIDA Academic All-District 6

NCAA POST-GRADUATE SCHOLARSHIPS

1974
Ben Bentley
1982
Kevin Erick Dennis

OTHER HONORS

1972
Cole Fraley (tailback) - Missouri Valley Conference First-Year Player of the Year

1975
Anthony Dugan (tailback) - Missouri Valley Conference Newcomer of the Year

1977
George Henning (defensive end) - Missouri Valley Conference Defensive Player of the Year
Bo Robinson (fullback) - Missouri Valley Conference Offensive Player of the Year

1981
Victor McGhee (quarterback) - Missouri Valley Conference Newcomer of the Year

1986
Tod Mayfield - Scholar-Athlete Award by the National Foundation and Hall of Fame; LSC Co-Back of the Year

1988
Rich Stephens - LSC Freshman of the Year

1997
DeWayne Miles (running back) - LSC Freshman of the Year

2002
Chaun Thompson (linebacker) - LSC South Linebacker of the Year

2003
Anthony Armstrong (wide receiver) - LSC South Wide Receiver of the Year

2004
Pat McCoy (offensive lineman) - LSC South Offensive Lineman of the Year

2007
Brandon Swain (defensive end) - LSC South Defensive Lineman of the Year
Keithon Flemming (running back) - LSC South Freshman of the Year

2008
Jared Brock (linebacker) - LSC South Linebacker of the Year
Charly Martin (wide receiver) - LSC South Receiver of the Year

WEST TEXAS A&M HALL OF CHAMPIONS

1987
Al Baggett*
Price Brookfield
Sam Burton*
George Ray Colvin*
Ben Collins
Lwood Dow
Joed Forbus
Joe Fortenberry*
Pat Gerald*
Floyd Golden*
Mitchell Jones*
Clifford Keith*
Delbert Lowes*
Gus Miller*
Odus Mitchell*
Putt Powell*#
Larry Sanders*
Ernest Schur
Pete Shotwell*
Elvis "Heck" Ward*
Foster Watkins

1988
Terry Adolph
John Ayers*
Cloyce Box*
Hatcher Brown*
Troy Burrus
Maurice Cheeks
Tommy Coffey
Bill Cross

Corky Dawson
Simmie Hill
Joe Kerbel*
Frank Kimbrough*
Jerry Don Logan
J.W. Malone
Gene Mayfield
Eugene "Mercury" Morris
"Pistol" Pete Pedro
Jesse Powell
Jerry Richardson
Bo Robinson
James Scott
Allen Simpson
Dave Szymakowski
Duane Thomas
Butch Waltersheid*
Charles Wright

1989
Tom Airhart
Jerry Behrens
Lawrence Brotherton*
Grady Burson*
Milt Fitts
Buck Garrett
Clark Johnson
Leon Manley
Ronald Mills
Borden Price*

1990
Jim Campbell
Dory Funk, Jr.
Merry Johnson-Byers
Metz La Follette*
Bob Petrich
Scottie Pierce
Gail Simpson
Burl Wood
Earl Wood
Phillip Wright

1991
Carl Brown
Austell Burrus*
Charlie Daves
Steve Haterius

1992
Woody Gilliland
Royce Hillman
Rhonda Kimbrough
Jo Meaker

1993
Warren Hasse#
Tod Mayfield
Weldon Trice
Vanessa Wells Thibert

1994
Carl Birdsong
Kim Hudson
Megan Kinen Morton*
Reggie McElroy

1995
Eddie Connor*
Roy Lee Dunn
David Kent
Von Tucker Sims

1996
Jill Myatt McDonald
Julie Myatt O'Dell
Reggie Ramey
Ollie Ross

1997
Stan Carraway
Terry Funk
Allene Stovall
Teresa Tinner

1998
Alex Hale*
Bob Kelley
Angela Seay Land
Bruce Wyre

1999
Charles Byrd
Sandy Callahan
Danny Cazalas
Joe Hayes

2000
Raymond Brown
Henry Fields
David Gasser
Spencer "Hank" Washington*

2001
Ronnie Mankin
Mike Mitchell
Jeff Nunn
Frank Stockman

2002
Dale Blaut
Charles Kitchens
Douglas C. Kriewald
Bruce L. Womack

2003
J.R. Compton
Joseph Kemei
Nataasha Taylor Stewart
Bill Yung

2004
Eve Posey
Boyce Box*
Hubert "Cuby" Kitchens
John Vanell

2005
Alondra Johnson
Bob Kitchens
Renee Luers-Gillispie
Julie Saylor Young

2006
Ana Carolina "Carol" Pereira
Ana Cristina "Tita" Pereira
Bobby Kleinecke
Scott Doores
Rajiph Davis*#

2007
Sarah Butler Carthel
Martin Lattibeaudiere
Charley Sanders
Bob R. Sloan

2008
Davy Arnaud
Ray Franks
Leona Gerber Wilhelm
DeWayne Miles
^Henry and Betty Ann Davis

^The late J.W. and Nell Foust and Whitney Russell Printers

2009
David Cole
Debbie Hendricks
James Morton
Shannon Stroud Cavalier
Joe Brooks
Charles "Shorty" Halbert
Dennis Walling
^Ray and Barbara Bain Family
^The late Roger Rowntree
Buck's Sporting Goods

Key
* Deceased
Honorary
^ Legacy Award

BUFFALOES IN THE PROS

KEITH NULL WAS DRAFTED IN THE SIXTH ROUND OF THE 2009 NFL DRAFT BY THE ST. LOUIS RAMS AND STARTED THE FINAL THREE GAMES OF THE 2009 SEASON

PHOTO BY NEWMAN LOWRANCE

CHARLY MARTIN WAS SIGNED AS A FREE AGENT IN 2009 BY THE SAN DIEGO CHARGERS. HE LATER SIGNED WITH THE CAROLINA PANTHERS, WHERE HE SAW ACTION IN SEVEN CONTESTS DURING THE 2009 SEASON.

PHOTO COURTESY OF CAROLINA PANTHERS

EUGENE SIMS WAS SELECTED IN THE SIXTH ROUND OF THE 2010 NFL DRAFT BY THE ST. LOUIS RAMS

PHOTO BY NEWMAN LOWRANCE

THE CHICAGO BEARS SELECTED J'MARCUS WEBB IN THE SEVENTH ROUND OF THE 2010 NFL DRAFT.

PHOTO COURTESY OF CHICAGO BEARS

George Allen (64-65).....Houston	Antonio Harrison (98-99)San Francisco	Keith Null (05-08)St. Louis
Marc Andrews (66-67)San Diego	Steve Haterius (65-67)Toronto	Albie Owens (66-68)Houston, NY Jets
Ralph Anderson (68-70)Pittsburgh	Floyd Headen (06-07)Tampa Bay	Votie Patterson (85-87)Chicago
Ray Armentrout (64-65)Edmonton	Carl Heiman (67-68)Vancouver	Pete Pedro (61-63)New England
Anthony Armstrong (01-04)Washington Redskins	Darryl Hemphill (78-81)Denver	Jim Perry (63)Minnesota
John Ayers (73-75)Denver/San Francisco	Ed Holwig (70-71)Vancouver	Bob Petrich (61-62)San Diego
Dag Azam (67-69)Los Angeles	John Holt (77-80)Indianapolis/Tampa Bay	Jesse Powell (66-68)Miami
Milton Baker (78-81)Washington	Mike Hrcnc (70-71)Vancouver	Billy Pritchett (71-73)Cleveland
Dalton Bell (03-06)Green Bay/Seattle/Carolina/Toronto	John Jacobi (73-75)Philadelphia	Roland Reichardt (68-69)Los Angeles
Carl Birdsong (77-78)St. Louis	Alonda Johnson (86-87)British Columbia/Calgary	Jerry Richardson (61-63)San Francisco
Bill Bradley (60-61)San Diego	Cort Johnson (06-08)San Diego	Bo Robinson (75-78)Detroit
Larry Brazon (67-68)NY Giants	Bryon Jones (67-68)NY Giants	Pat Schwenke (05-07)Tampa Bay
Carl Brown (71-73)Kansas City	Floyd Jones (74-75)Edmonton	Eugene Sims (08-09)St. Louis
Kevin Brown (83-86)Chicago	Duane Joubert (92-95)Calgary	Dejuan Skinner (04-05)Philadelphia
Ray Brown (68-70)Atlanta	Kolo Kapanui (06-07)Cleveland	Merced Solis (72-74)Kansas City/Vancouver
Willie Brown (67-68)Washington	Glen Keller (76-79)Atlanta	Dick Stamier (65)Hamilton
Tom Brownfield (72-73)Miami	Meshel Kelson (74-75)Tampa Bay	Dave Szymakowski (65-67)New Orleans
Jimmy Campbell (65-67)San Diego	Tom Krempasky (64-66)NY Giants	Ray Taupule (99-00)Lions
Tommy Coffey (56-58)Edmonton	Doug Kriewald (64-66)Chicago	Duane Thomas (67-68)Dallas
J.R. Compton (1987-88)NY Giants	Kareem Larrimore (98-99)Dallas	Chaun Thompson (98-02)Cleveland/Houston
Bill Cross (47-50)Chicago Cardinals	Jeff Lloyd (73-75)Seattle	Olan Thompson (68-70)Baltimore
Tracy Dickson (72-74)Dallas	Jerry Logan (60-62)Baltimore	Ralph Thompson (69-70)New Orleans
A.Z. Drones (67-68)Los Angeles	Rebert Mack (95-97)Baltimore	Rocky Thompson (68-71)NY Giants
Bobby Duncum (64-66)St. Louis	Wilton Manley (62-64)Dallas	Frank Thrasher (60-61)Calgary
Jerry Epps (1959)Edmonton	Charly Martin (04-08)Carolina, San Diego	Bill Uzzolino (64-65)Hamilton
William Fifer (73-77)Detroit	Pat McCoy (04-05)Atlanta, Philadelphia	John Varnell (60-62)Houston
Gary Finell (72-74)San Diego	Reggie McElroy (78-82)NY Jets	Butch Waltersheid (63-66)Washington
Terry Funk (64-66)Kansas City	DeWayne Miles (97-00)Lions/Vikings	Curley Watters (66-68)Denver
Dave Gasser (65-66)Edmonton	Rick Mordecai (73-74)Green Bay	J'Marcus Webb (08-09)Chicago
Franco Glaze (97-98)Calgary	James Morton (86, 88)Tampa Bay	Earl West (62-64)St. Louis
Willard Goff (83-84)Atlanta	Mercury Morris (66-68)Miami	Ted Wheeler (64-66)St. Louis
Frank Goodish (67)Toronto/Washington	Allen Mullins (72-74)Dallas	Devron Williams (95-96)Tennessee
Percy Green (65-66)Detroit	Russell Mundy (62-64)Houston	Burl Wood (65-66)New England
Robin Ham (80-82)Cleveland	Ray McCowan (58-60)Pittsburgh	David Wood (82-84)Kansas City
Stan Hansen (68-70)Baltimore	Bill McKinney (69-71)Kansas City	Earl Wood (65-66)Saskatchewan
Newt Harrell (88-89)LA Raiders	Don Nava (73-74)Kansas City	Mike Zuffuto (66-67)San Diego



CHAUN THOMPSON



DUANE THOMAS



EUGENE "MERCURY" MORRIS



REGGIE MCELROY



JOHN AYERS

BOWL GAMES

WEST TEXAS A&M IN BOWL GAMES (4-0)

1951 SUN BOWL

Jan. 1, 1951 – El Paso, Texas

Gene Mayfield's 69-yard pass to fullback Bill Cross and Roy Dunn's subsequent point-after-touchdown gave West Texas A&M University a 14-13 come-from-behind victory over the University of Cincinnati in WTAMU's first-ever bowl appearance.

Cross, who had rushed for 1,197 yards during the regular season, had earlier scored the Buffs' first touchdown on a three-yard run. The actual winning margin in the game was provided when Buff Don Briggs blocked Cincinnati's extra-point attempt after Bearcats' first touchdown.

The 1950 season stands as one of the two best in WTAMU history. Halfback Charles Wright, who rushed for 1,203 yards and scored 20 touchdowns, combined with Cross to pace the Buffs to a second-place national ranking in rushing with 3,229 yards. Cross scored 12 TDs and Mayfield passed for 11 scores. As a team, Coach Frank Kimbrough's squad averaged over 37 points and 465 yards per game in total offense.

Cincinnati	0	6	7	0	= 13
West Texas A&M	0	7	7	0	= 14

WTAMU - Bill Cross 3-run (Roy Dunn kick)
 UC - Tom McKeever 3-run (kick blocked)
 UC - Bob Stratton 18-pass from Gene Rossi (Bill Shalovsky kick)
 WTAMU - Cross 69-pass from Gene Mayfield (Dunn kick)

1957 TANGERINE BOWL

Jan. 1, 1957 – Orlando, Fla.

West Texas A&M University fought back from a 13-0 halftime deficit with three touchdowns in an 11-minute span to take a 20-13 victory over Southern Mississippi.

Ron Mills' 75-yard pass interception return started the Buff comeback in the third quarter. Mills also scored on a one-yard plunge and Bubba Hillman provided the winning margin early in the fourth quarter on a 20-yard scamper. Tommy Coffey kicked a pair of extra points to complete the scoring.

The Buffs had won seven out of nine regular season games to reach the Tangerine Bowl. Mills, Dave Corley and Charles Sanders paced a running attack that averaged 319.9 yards per game, and Sanders was the Border Conference's leading scorer with 72 points on 12 touchdowns.

The defense was the Border's best with an average allowance of only 229.2 yards per game and 65.2 yards passing.

S. Mississippi	0	13	0	0	= 13
West Texas A&M	0	0	6	14	= 20

USM - Doug Barfield 1-run (Dallas Whitfield kick)
 USM - Jerry Taylor 52-pass from Bobby Hughes (kick failed)
 WTAMU - Ron Mills 75-interception return (kick failed)
 WTAMU - Mills 1-run (Tommy Coffey kick)
 WTAMU - Bubba Hillman 20-run (Coffey kick)

1962 SUN BOWL

Dec. 31, 1962 – El Paso, Texas

Jim Dawson completed a two-point conversion pass to Jim Ostrander in the fourth quarter to lift WTAMU to a 15-14 victory over Ohio University to preserve the Buffs unbeaten streak in Bowl games.

Moments earlier, Dave "Hoot" Gibson had eluded several Bobcats to hit Jerry Richardson with a 32-yard scoring pass, which set up the Dawson-to-Ostrander heroics.

WTAMU had led 7-3 at the half on Richardson's 13-yard halfback pass to Jerry Don Logan, but Ohio took the lead in the third period on a 91-yard fumble return.

WTAMU had breezed through the regular season with an 8-2 record to reach the Sun Bowl. "Pistol" Pete Pedro led the Buff attack with 831 yards rushing, sixth in the nation despite leg injuries that slowed him much of the season.

As a team, WTAMU ranked third nationally in scoring (29.7 points per game) and fifth in rushing (255.5 yards per game).

Ohio	0	3	8	3	= 14
West Texas A&M	0	7	0	8	= 15

OU - Jim McKee 52-Field Goal
 WTAMU - Jerry Don Logan 13-pass from Jerry Richardson (Dave Gibson kick)
 OU - Don Hoovler 91-fumble return (Ken Smith pass from Bob Babbitt)
 OU - McKee 24-Field Goal
 WTAMU - Richardson 32-pass from Gibson (Jim Ostrander pass from Jim Dawson)

1967 JUNIOR ROSE BOWL

Dec. 2, 1967 – Pasadena, Calif.

Eugene "Mercury" Morris and Albie "OO" Owens provided the scoring punch as WTAMU romped to a 35-13 victory over San Fernando Valley State in the first-ever Junior Rose Bowl game for four-year colleges.

Morris scored twice on runs of 40 and six yards while totaling 173 yards rushing for the game. Owens scored three touchdowns and gained 113 yards on the ground.

Morris was named the game's outstanding offensive player, while Billy Lantow, who intercepted two passes, was the defensive honoree.

The Buffs owned a 7-3 record to gain the post-season bid. Morris, who gained 1,274 yards during the regular season, trailed only Southern California's O.J. Simpson in the national rushing statistics.

San Fernando Valley	7	0	6	0	= 13
West Texas A&M	7	7	7	14	= 35

SF - Alan Aldrich 35-fumble return (Gene Noll kick)
 WTAMU - Eugene Morris 40-run (Tom Frambrough kick)
 WTAMU - Albie Owens 19-run (Frambrough kick)
 SF - Mike Vogel 1-run (kick blocked)
 WTAMU - Morris 6-run (Frambrough kick)
 WTAMU - Owens 3-run (Donie Pruitt kick)
 WTAMU - Owens 3-run (Frambrough kick)

2009 LOWER KANZA BOWL

Dec. 5, 2009 – Topeka, Kan.

West Texas A&M kept their bowl record unblemished in defeating Nebraska-Omaha, 31-25, Saturday afternoon in the inaugural Lower Kanza Bowl, played at Hummer Sports Park in Topeka, Kansas.

The Buffs are now 5-0 in post-season bowl games, with this being their first-such appearance since 1967. The win, the Buffs' sixth-consecutive victory, gives WTAMU a 7-5 overall record, while UNO ends the season at 7-5 overall.

The Buffs put points on the board courtesy of a Keithon Flemming one-yard run, a 32-yard field goal by James Chandler and a pair of Harris TD passes – one of 15 yards to Tyson Williams and a 38-yard scoring toss to Brittan Golden.

Defensively, WT held the Mavericks, who entered the game averaging over 180 yards per game on the ground, to just 115 rushing yards.

Harris finished the day with 282 passing yards and two TDs. Golden, who earned Most Outstanding Player honors, led all receivers with 119 yards on five receptions. Burton had 82 yards on three receptions, while Flemming gained 55 yards on three receptions.

The Buffs sacked the UNO quarterback four times, while recording one interception.

West Texas A&M	7	3	14	7	= 13
Nebraska-Omaha	0	9	7	9	= 35

WTAMU - Keithon Flemming 1-run (Chandler kick)
 UNO - Greg Zuerlein 23-yard field goal
 UNO - Greg Zuerlein 52-yard field goal
 UNO - Greg Zuerlein 27-yard field goal
 WTAMU - James Chandler 27-yard field goal
 UNO - K. Moore 23-yard int. return (G. Zuerlein kick)
 WTAMU - T. Williams 15-run (Chandler kick)
 WTAMU - Flemming 40-pass from Harris (Chandler kick)
 UNO - Bowen 2-run (pass failed)
 WTAMU - B. Golden 38-pass from Harris (Chandler kick)
 UNO - Greg Zuerlein 40-yard field goal

CHAUN THOMPSON AWARD

Former WTAMU standout and current Houston Texans linebacker Chaun Thompson returned to WTAMU in May 2006 to earn his degree, receiving a bachelor of science degree from the College of Education and Social Sciences.

To honor Thompson's achievement, WTAMU head football coach Don Carthel announced the recent creation of the "Chaun Thompson Award," which has been presented each year, beginning in the 2005-06 athletic year, to a senior football player who is on track to graduate and represents the best in academics, athletics, sportsmanship, community service, and team loyalty and spirit.

The award is permanently displayed in the WTAMU Intercollegiate Athletics office, bearing the name of each year's recipient.

Thompson, a Mt. Pleasant, Texas, native, left WTAMU after the 2002 season and was drafted in the 2003 NFL Draft by the Browns in the second round as the 52nd overall pick.

He was a first-team AP Little All-American and the LSC Linebacker of the Year in 2002, in addition to earning honorable mention D2football.com All-America accolades. Also, he was selected to the All-LSC First Team and Daktronics All-West Region First Team. He finished his WTAMU career with 358 tackles.

Thompson was selected in the second round (52nd pick overall) of the 2003 NFL Draft by the NFL's Cleveland Browns.



2009 BUFFALO TEAM AWARDS

Team Most Valuable Player (Buck Garrett Award)

Keithon Flemming

Defensive MVP Award

Eugene Sims

Offensive MVP Awards

Taylor Harris

Roger Rountree Award

Tae Evans and Anthony Scott

Fighting Buffalo Award

Craig Watts and Jacob Hanna

Special Teams Award

James Chandler

Chaun Thompson Award

Sedrick Knowlton

John Ayers Award

Mark Ford and Shaun Wesley

THIS IS WTAMU

ABOUT WTAMU
PAGES 98-99

CANYON/AMARILLO
PAGE 100

ABOUT NCAA DIVISION II
PAGE 101

WTAMU PRESIDENT
DR. J. PATRICK O'BRIEN
PAGE 102

ATHLETIC DIRECTOR
MICHAEL MCBROOM
PAGE 103

ATHLETICS ADMINISTRATION
PAGE 104

MEDIA INFORMATION
PAGES 105-106

WT TRADITIONS
PAGE 107

WT SPIRIT
PAGE 108-IBC



THIS IS WTAMU

West Texas A&M University provides a major university experience without the big college hassles and expense.

In 1910, West Texas State Normal College opened its doors to a handful of students and today, West Texas A&M University is celebrating its Centennial with record enrollment numbers, award-winning academic programs, top-notch professors, state-of-the-art facilities and Lone Star Conference championships. Even though the University honors its 100-year history, it continues to grow and reflect an energy for the future. WTAMU is a student-driven University that offers the ultimate college experience through a perfect balance of liberal arts and career-oriented programs combined with various campus activities and numerous community involvement opportunities to ensure future success. It's a place where students come to grow, learn and lead.

WTAMU, a member of The Texas A&M University System, boasts an enrollment of more than 7,700 students from 35 states and 30 countries.

The historic campus dates back to the early 1900s but offers a modern appeal with more than \$95 million in capital improvements during the past 10 years, including the new \$21.8 million Buffalo Sports Park. The new facility is home to the largest grouping of synthetic athletic fields in the United States with competition facilities for baseball, softball, soccer and track & field, practice fields for football and soccer and recreational fields as well as basketball and tennis courts, a jogging track and grand lawn.





The University's main campus in Canyon also includes residence halls, academic buildings with classrooms, laboratories and offices, as well as the Jack B. Kelley Student Center, Virgil Henson Activities Center, Panhandle-Plains Historical Museum, Joseph A. Hill Memorial Chapel and First United Bank Center. Frank Kimbrough Memorial Stadium, with a seating capacity of 20,000, is located north of the main campus, and the Amarillo Center, which occupies the 7th, 10th and 11th floors of the Chase Tower, is located in downtown Amarillo. In addition to the main campus, WTAMU also includes an 80-acre Horse Center and the 2,310-acre Nance Ranch.



CANYON & AMARILLO, TEXAS

The City of Canyon, with a population in excess of 13,000, was founded on Christmas Day 1887 by Lincoln Guy Conner, a cattle rancher who bought the land from the State of Texas for \$3 per acre. He was too modest to name the town after himself, and Canyon City was named after the nearby Palo Duro Canyon. In 1910 the name was changed to Canyon.

Canyon is home to West Texas A&M University, which is the single-largest employer in Randall County. The city prides itself as a close-knit community that combines a progressive attitude with small town friendliness and charm.

Palo Duro Canyon State Park, second largest canyon in the United States behind the Grand Canyon, contains more than 18,000 acres and is 120 miles long and 20 miles wide and is just 10 miles east of Canyon. Hiking, overnight camping and some of the most breathtaking scenery in the world is available. The canyon is also host to "Texas" which premiered in 2003 and is produced by the Texas Panhandle Heritage Foundation. The outdoor musical drama takes place at the Palo Duro Canyon Amphitheater.

The Panhandle-Plains Historical Museum is located on the WTAMU Campus and is Texas' largest history museum. It was founded in 1937 and houses more than 3 million artifacts. It features exhibits

on petroleum, western heritage, paleontology, textiles, transportation, and fine art.

Amarillo, 17 miles north on Interstate 27, has a population of more than 173,000. It was first settled in 1887, and its name is taken from the Spanish-language for the word "yellow" because of the color of the sub-soil in the channel of the Amarillo Creek.

Amarillo is home to the Amarillo Gorillas of the independent Central Hockey League, the Amarillo Dusters of the Arena Football League 2 and the Amarillo Dillas of the United League. It is also home to the American Quarter Horse Association and the AQHA Heritage Center and Museum.

Route 66 Motor Speedway features races throughout the year and eccentric millionaire Stanley Marsh, III, has buried Cadillacacs into the ground west of Amarillo for his "Cadillac Ranch." The Harrington Medical Center is home to some of the finest and most innovative medical facilities in the country.

The Amarillo Civic Center underwent a renovation in 2003, adding more meeting rooms and exhibit space, which now totals 98,000 square feet. It houses a 5,000-seat coliseum, a 2,300-seat auditorium, and the Amarillo Visitor Information Center. The Amarillo National Center hosts various rodeos and horse and livestock events, and is located at the Tri-State Fairgrounds, host

to the Tri-State Fair held every September. Wonderland Park is the largest amusement park between Dallas and Denver, and Splash Amarillo provides a cool, water-filled experience for those hot summer days.

Culturally the city has the Amarillo Symphony, Amarillo Opera, Lone Star Ballet, Amarillo Little Theatre, which has existed for more than 75 years, Civic Amarillo, which brings concerts and Broadway shows to town, and "Lone Star Rising," an outdoor musical drama at Lake Meredith's Fritch Fortress, north of Amarillo.

Amarillo is the transportation hub of the Texas Panhandle with the two interstate highways (I-40 east and west and I-27 north and south). Rick Husband International Airport, named after the Amarillo

native commander of the ill-fated Columbia shuttle that crashed in Feb. 2003, is served by Southwest, American Eagle, Great Lakes, Continental Express, and Atlantic Southeast airlines.

Amarillo is located 112 miles north of Lubbock and is six hours by road from the Dallas-Fort Worth metroplex and seven and a half hours from Denver by road. Albuquerque is four hours west and Oklahoma City is four hours east on I-40.

The Canyon-Amarillo area receives an average annual rainfall of 19.1 inches. It has a mild climate with four distinct seasons. There are 156.2 clear and 104.8 partly cloudy days annually, and the average annual temperature is 57.2 degrees.



THE PANHANDLE-PLAINS HISTORICAL MUSEUM IS THE LARGEST HISTORY MUSEUM IN TEXAS



NCAA DIVISION II

Pick a number of college sports fans and ask them what it means to be an NCAA Division I, II or III member. Most of them probably will say that Division I is "big," Division II is "midsize" and Division III is "small." There is some truth in the observations, but what makes Division II special has more to do with philosophy than with size.

Here are features that make Division II athletics unique:

Division II student-athletes generally come from the area in which their institution is located. They are effectively integrated with the overall student body. Many Division II coaches and administrators perform other jobs or functions at their institutions, including teaching. Most Division II student-athletes pay for school through a combination of scholarship money, grants, student loans and employment earnings. Teams are encouraged to play other teams from their region, thus reducing expense and missed class time.

Division II brings its "A" game in the way it balances academics and athletics.

Division II provides an excellent environment for student-athletes. It maintains a highly inclusive structure for student-athletes in NCAA governance matters: The annual summit between the Division II Student-Athlete Advisory Committee and the Division II Management Council serves as a model for athlete-administrator communication. Division II also benefits student-athletes by having the most opportunities per capita to compete in national championships.

The number of national championships in Division II is about the same as Divisions I and III. For 2006-07, Division II national championship competition will be offered in the following sports:

National championship opportunities are comparable to those in Division I and III. Since 2003-04, National Championship competition will be offered in the following sports

Men

- Baseball
- Basketball
- Cross Country
- Football
- Golf
- Lacrosse
- Soccer
- Swimming and Diving
- Tennis
- Indoor Track
- Outdoor Track
- Wrestling

Women

- Basketball
- Cross Country
- Field Hockey
- Golf
- Lacrosse
- Rowing
- Soccer
- Softball
- Swimming and Diving
- Tennis
- Indoor Track
- Outdoor Track
- Volleyball

In January 2004, the Division II membership approved two legislative changes that increased academic requirements for enrolled student-athletes.

The first change mandated that Division II student-athletes be required to attain a 1.800 grade-point average after earning 24 credit hours, a 1.900 GPA after earning 48 hours and a 2.000 GPA after earning 72 hours and thereafter. The second change required that student-athletes must have earned at least six credit hours from the previous term. That new rule helped ensure that transfer student-athletes were legitimate students during the previous term and that enrolled student-athletes are progressing toward a degree semester-by-semester.

Division II also has initiated a new measure of academic performance through creation of the Academic Success Rate. The new measure will provide graduation-rate data on all Division II student-athletes, including transfers and those not receiving athletically related financial aid. Two pilot studies using the new measure produced a graduation rate about 10 percent higher than what was measured through federal government methodology.

Also, at its April 2006 meeting, the Division II Presidents Council (along with the Division I Board of Directors) approved a proposal that defines the role of the NCAA Initial-Eligibility Clearinghouse in validating the information on which the initial academic eligibility of a student-athlete is based. The action was taken after a series of newspaper articles revealed the existence of "diploma mills" that some prospective student-athletes were using to inappropriately enhance their academic records.

Division II also has established a Degree-Completion Grant Program to assist student-athletes who are just short of completing their degree but whose athletics eligibility has expired.

ACADEMICS

Division II has adopted legislation and created programs to better ensure that student-athletes acquire quality educations and graduate.

Many Division II student-athletes have gone on to outstanding careers, both inside and outside athletics. That list includes the following

ATHLETE	PROFESSIONAL ACCOMPLISHMENT	ALMA MATER
Larry Allen	NFL player	Sonoma State football
Rick Barnes	Texas basketball coach	Lenoir-Rhyne basketball
Steve Bedrosian	Former MLB player	New Haven baseball
Manute Bol	Former NBA player	Bridgeport basketball
Brett Butler	Former MLB player, author	Southeastern Oklahoma State baseball
Lloyd Carr	University of Michigan football coach	Northern Michigan football
Maurice Cheeks	Philadelphia 76ers coach	West Texas A&M basketball
Jim Crane	Eagle Global Logistics CEO	Central Missouri State baseball
Mike DeJean	MLB player	West Alabama baseball
Christine Donovan	Managing director of Global Securities Lending	Stonehill basketball
Mike Eischeid	Former NFL player	Upper Iowa football
Darrell Green	Former NFL player	Texas A&M-Kingsville football
Nick Harper	NFL player	Fort Valley State football
Al Harris	NFL player	Texas A&M-Kingsville football
Sylvia Hatchell	North Carolina women's basketball coach	Carson-Newman basketball
Dave and Jim Hazewinkel	Olympic wrestlers	St. Cloud State wrestling
Doris Brown Heritage	Two-time Olympic distance runner	Seattle Pacific cross country
Mickisha Hurley	Olympic volleyball player	Barry volleyball
Tom Izzo	Michigan State basketball coach	Northern Michigan basketball
Greg Jamison	San Jose Sharks CEO and president	Northwest Nazarene tennis
Lee Janzen	Two-time U.S. Open golf champion	Florida Southern golf
Billie Jean King	Hall of Fame tennis player	Cal State Los Angeles tennis
Matt Knoll	Baylor men's tennis coach	Washburn tennis
Duane Koslowski	Olympic wrestler	Minnesota Morris wrestling
Don Lauri	Actor ("The Wonder Years")	Southern Connecticut football
Patrick Leahy	U.S. senator	Saint Michael's rifle
Fred Lewis	Florida Supreme Court chief justice	Florida Southern baseball
Earl Lloyd	First African-American player in NBA	Virginia Union basketball
Ed Malloy	NBA official	Philadelphia U. basketball
Rob McKee	Former ConocoPhillips executive vice president	Colorado Mines baseball, football, wrestling
Rocco Mediate	Professional golfer	Florida Southern golf
Jim Nichols	Brunswick Medical Technologies CEO	Valdosta State football
Earl Monroe	NBA Hall of Fame player	Winston-Salem State basketball
Billy Olson	Olympic pole vaulter	Abilene Christian track
Donna Orender	WNBA commissioner	Queen's (New York) basketball
Tyrone Poole	NFL player	Fort Valley State football
Louise Ritter	Olympic high-jump champion	Texas Woman's track
Crystal Robinson	WNBA player	Southeastern Oklahoma State basketball
Dennis Rodman	Former NBA player	Southeastern Oklahoma State basketball
Howard Schultz	Chairman, Starbucks Corp.	Northern Michigan football
Jeanne Shaheen	Former governor of New Hampshire	Shippensburg basketball
Henry Simmons	Actor ("NYPD Blue")	Franklin Pierce basketball
David Sokol	CEO, MidAmerican Energy Holdings	Nebraska-Omaha football
Rod Smith	NFL player	Missouri Southern State football
Rick Tarrant	Founder and former CEO, IDX Systems Corp.	Saint Michael's basketball
Keith Traylor	NFL player	Central Oklahoma football
Gene Upshaw	Executive director, NFL Players Association	Texas A&M-Kingsville football
LaVonda Wagner	Oregon State women's basketball coach	Mars Hill basketball
Ben Wallace	NBA player	Virginia Union basketball



DR. J. PATRICK O'BRIEN

PRESIDENT OF WEST TEXAS A&M UNIVERSITY • FIFTH YEAR AT WTAMU



Dr. J. Patrick O'Brien was named the 10th president of West Texas A&M University by The Texas A&M University System Board of Regents on Feb. 21, 2006. Since becoming president, the University has dedicated a new 144,000 square foot Fine Arts Complex, a new suite style residence hall, a pedestrian mall and clock tower, and a renovated Classroom Center. The University also developed a new strategic plan and realigned academic departments to include creation of a new College of Nursing and Health Sciences. With changes in its marketing and recruiting processes, the University has achieved its highest enrollment since 1970.

O'Brien came to WTAMU from Loyola University New Orleans, where he served as Dean of the College of Business Administration and professor of economics beginning in 1995. A native of Tennessee, O'Brien earned baccalaureate (economics) and master's (agricultural economics) degrees from Auburn University in 1967 and 1969,



respectively. He received his Ph.D. in economics with areas of specialization in monetary economics, public finance and regional economics from Oklahoma State University in 1977.

O'Brien started his career in academia as an instructor at OSU before accepting positions as an assistant professor of economics at Bowling Green State University (1974-1977) and then at the University of Alaska Fairbanks.

He remained at UAF until 1991, leaving his position as professor and head of the Department of Economics to accept a dean's appointment with the College of Commerce and Business Administration at Jacksonville State University (1991-1995).

O'Brien received outstanding faculty awards at UAF and Loyola University New Orleans and is active in civic and professional organizations.

O'Brien serves as vice chair of the NCAA Division II Presidents Council, chairs the NCAA DII Planning and Finance Committee, is a member of the NCAA Association's Executive Committee and the NCAA DII

Administrative Committee. He also serves on the Executive Committee of TIEC (Texas International Education Consortium) and on the ACE Center for Policy Analysis Advisory Committee.

Locally, he served as co-chairman for the 2008 and 2009 United Way of Amarillo/Canyon; and currently serves as President of the Texas Panhandle P-16 Council, and on the boards of the Northwest Texas Healthcare System, Harrington Regional Medical Center, United Way - Amarillo/Canyon, and the TEXAS Panhandle Heritage Foundation.

In his spare time, he enjoys fishing, golf, amateur astronomy and reading.

Dr. O'Brien is married to Karen Stapp O'Brien and they have two adult sons and three grandchildren.



PRESIDENT O'BRIEN AND HIS WIFE, KAREN

MICHAEL MCBROOM

ATHLETICS DIRECTOR • FIFTH YEAR / 11TH YEAR AT WTAMU

Innovative. Progressive. Proactive. Since taking the reins of the West Texas A&M Athletics program in May, 2006, Michael McBroom has elevated the program, as a whole, to previously unseen levels of success. Whether it be in the form of coaching and administrative hirings, strategic planning, facility upgrades or community outreach, the results are nothing short of remarkable.

Since arriving on campus as West Texas A&M's Associate Athletic Director and Executive Director of the Buffalo Club in 2000, McBroom has tirelessly worked to bring WT Athletics to new heights, both on and off the field.

Long a believer that collegiate athletics play an important role in the lives of student-athletes and are beneficial for the university and community at-large, McBroom established a five-year strategic plan for Buffalo athletics that focuses on the complete student-athlete experience; building championship programs for all sports as well as improving the academic performance of student-athletes. Full scholarship funding for all sports and first-class playing and practice facilities have been top priorities.

The addition of a sports complex on the north side of the WT campus is just the latest project which he has guided to reality. The complex, which will be completed in Fall 2010, will feature varsity competition facilities for soccer, baseball, softball and track & field, a pair of practice fields for football, a practice field for the WT marching band, as well as intramural fields for the general student body as well as the citizens of the Canyon-Amarillo area.

Marketing, ticket sales and fundraising have also been targeted to help elevate West Texas A&M's overall athletic program.

During his tenure as athletics director, McBroom has implemented an Academic Success program, incorporated a comprehensive strength and conditioning program, revamped both the athletic training program and media relations operations and increased scholarship funding for all women's sports.

Victories and numerous championships have followed, both on the playing field as well as in the classroom.



McBroom's family has long ties to the Canyon area. His father is a WTAMU graduate and both of his grandmothers worked at the university for many years.

A 1992 graduate of Southern Methodist University, McBroom earned his master's degree in sports management from the United States Sports Academy in July, 2006. Prior to joining West Texas A&M's athletic department, he was a marketing executive in the private sector.

He and his wife, Jackie, have two daughters, Ally and Zoey, and reside in Canyon.

WTAMU ATHLETICS SUCCESS UNDER MCBROOM

ON AND OFF THE FIELD

- *During 2009-10, a record 21 WTAMU student-athletes were named Scholar-Athletes of the Year for earning a 4.0 GPA over two semesters. And, 40 WTAMU student-athletes have attained Scholar-Athlete status over the past four semesters.*
- *WTAMU has earned 13 conference championships, participated in 28 NCAA post-season tournaments and has had 252 all-Conference, 57 all-America and 187 all-Academic honorees over the past three years;*
- *West Texas A&M coaches have earned 15 Coach of the Year honors over the past three years;*
- *The WTAMU Student-Athlete Advisory Committee has raised more than \$4,000 for the Make-A-Wish Foundation;*
- *Former WTAMU student-athletes are competing professionally in football, basketball and soccer. In addition, Davy Arnaud a member of the U.S. National Soccer team, was named captain of the Kansas City Wizards (MLS) for the 2010 season;*
- *The Buffalo Club assists with funding of a new strength and conditioning program and the Character Coach program;*
- *WTAMU intercollegiate teams have hosted more than 3,000 local youth on campus for skills clinics and individual instruction.*

ATHLETIC ADMINISTRATION

**HOLLY TROTH**

SENIOR ASSOCIATE ATHLETICS DIRECTOR - SWA
25TH YEAR AT WEST TEXAS A&M

Now in her 25th year with the WT Athletic Department, Holly Troth serves as Senior Associate Athletic Director for Administration and Senior Woman Administrator. She is responsible for the daily operations of the athletic office and oversees the financial functions of the department.

As Senior Woman Administrator, Troth participates on the senior management team, manages gender equity and Title IX plans and issues, advocates issues important to female and male student-athletes, coaches and staff, and helps student-athletes balance academics and athletics.

She also serves as the NCAA/CHAMPS Life Skills Coordinator, works with the Student-Athlete Advisory Committee, and is the advisor for the cheerleaders and mascot. She earned both her bachelor's and master's degrees from WTAMU and resides in Canyon.

**JOHN HASSE**

**ASSISTANT ATHLETIC DIRECTOR / FACILITIES,
CONCESSIONS & CAMPS**
28TH YEAR AT WEST TEXAS A&M

The senior member of the Buffalo Athletic department, Hasse is in his 28th year with WTAMU Athletics. Charged with overseeing the internal operations for the department, Hasse's duties include concessions, facilities and summer camps.

Well versed in WTAMU athletics history, in 1993 Hasse received the WTAMU Alumni Association's University's Excellence Award. John's father, Warren, served as the play-by-play announcer for Buffalo athletics for nearly 40 years and was inducted in the WTAMU Hall of Champions in 1993. Hasse resides in Canyon.

**KELVIN FORD**

ASSISTANT ATHLETIC DIRECTOR / COMPLIANCE
SECOND YEAR AT WEST TEXAS A&M

Now in his second year as a member of the WTAMU Athletics staff Kelvin Ford possesses a solid background in intercollegiate athletics compliance. Prior to joining the WT staff, he served three years as Assistant Athletics Director for Compliance at Merrimack College, where he was responsible for the supervision of the women's volleyball, as well as the men's and women's soccer programs, while also serving as Chair of the College Athletic Scholarship Committee, as well as on the NCAA Regional Advisory Committee. His leadership assisted Merrimack with the National Collegiate Scouting Association

From 2002 until 2006, Ford was Assistant Director of Enforcement for the NCAA. During that time, he was recognized as 'Who's Who American in Indianapolis' by a professional publication. Previously, he served a four-year stint at the NCAA national office, as well as being responsible for educating student-athletes on the NCAA and its rules and regulations, as well as life skills.

A 1993 graduate of Eastern Kentucky University, he earned a Bachelor of Science degree and pursued his Master's degree from Indiana Institute of Technology.

**DEE DEE BENNETT**

**ASSOCIATE ATHLETIC DIRECTOR / MARKETING &
DEVELOPMENT**
THIRD YEAR AT WEST TEXAS A&M

Dee Dee Bennett is now in her third year with the WTAMU Athletic Department. Her responsibilities include corporate sponsorships, marketing and promotions for Buffalo Athletics.

Prior to joining the WT athletics staff, Bennett partnered with Campus Design and the Athletic Department to launch Buffalo Authentic, making a variety of WT logoed merchandise available at sporting events such as football and basketball. Previously, Dee Dee has served as a senior marketing and sales executive, handling account for companies such as Alltel, Nextel, Sprint, Control Technologies and Action Printing.

A native of Borger, Texas, she and her husband, Marc, and their six daughters, Amanda, Brooke, Katie, Hannah, Hailey and Kenadee reside in Canyon.

**MISTY HOBBS**

**ASSISTANT ATHLETIC DIRECTOR / EVENT & TICKET
OPERATIONS**
FIFTH YEAR AT WEST TEXAS A&M

Misty Hobbs is now in her fifth year with WTAMU and second as Assistant Athletics Director for Event Operations. She previously served as the administrative assistant and box office manager at the First United Bank Center. Her responsibilities include all event operations and scheduling for the athletics department, including concerts, as well as the day-to-day operations in the FUBC.

She has served the University in various capacities, as a graduate assistant and a student administrative assistant in the mathematics department. Hobbs also traveled to Australia with WTAMU and the American Quarter Horse Association as a guest lecturer. She spent time in Myrtle Beach, S. C., as a performer, animal trainer, and sound operator for Dolly Parton's Dixie Stampede show.

An El Paso, Texas native, Hobbs earned her bachelor's degree in music business in 2002 and master's degree in business administration in 2006 from WTAMU. She currently resides in Canyon, Texas.

**JOE RAY HALSEY**

EXECUTIVE DIRECTOR / BUFFALO CLUB
THIRD YEAR AT WEST TEXAS A&M

Now in his third year with the WT athletic family, Joe Ray Halsey serves as the Executive Director of the Buffalo Club, the primary scholarship and support organization for West Texas A&M Athletics.

A native of Perryton, Texas, Halsey earned both his bachelor's and master's degrees in Education from WTAMU. He went on to teach and coach baseball and football for 35 years, including two years at Perryton High School, 28 years at Andrews High School and five years at Dallas Jesuit Preparatory. Following his retirement in 1999, he was inducted into the Texas High School Coaches Association Baseball Hall of Fame.

Halsey's wife, Vickie, is also a WTAMU graduate and a retired school teacher.

MEDIA INFORMATION



KENT JOHNSON

**ASSOCIATE ATHLETIC DIRECTOR / MEDIA RELATIONS
THIRD YEAR AT WEST TEXAS A&M**

Kent Johnson coordinates the media relations and publicity efforts for the West Texas A&M intercollegiate athletics program.

Johnson has 20 years of NCAA Division I and II intercollegiate athletics experience. He previously was Assistant AD for Media Relations at Indiana State from 1999-2002. From 1989-98 he served as Associate SID at Texas Christian University, with earlier stints as assistant SID at both Tulane (1987-88) and Southern Methodist (1985-86).

Prior to joining the WT athletics staff, the Fort Worth native served in a media relations role with Andretti Green Racing from 2004-2007 after spending 2003 as Director of Media Relations for the Indy Racing League. In 1998 he was Director of Media Relations for Tyler Jet Motorsports' NASCAR program.

Johnson earned a Bachelor of Science degree in Radio/TV from West Texas A&M in 1984. He and his wife, Chantal, have a daughter, Skyler, and a son, Alex.



ANDI LEAVITT

**ATHLETIC MEDIA RELATIONS ASSISTANT DIRECTOR
THIRD YEAR AT WEST TEXAS A&M**

Andi Leavitt is now in her third year with the WT athletics department, having joined the staff as Athletic Media Relations Assistant Director prior to the 2008 season. She assists in coordinating the media relations and publicity efforts for the West Texas A&M intercollegiate athletics program, with her primary duties revolving around

the Lady Buff volleyball and basketball programs, as well as assisting with other aspects of the department's media relations operations.

Prior to returning to her alma mater, the Balko, Okla., native spent the a year serving as the Media Relations Director with the Amarillo Dusters arena football team. In that capacity, she coordinated all media relations activities for the franchise, as well as service as the team's liaison with the af2 league. Leavitt also assisted the organization in the areas of corporate, group and season ticket sales.

A 2007 graduate of WTAMU, Leavitt earned a Bachelor of Arts degree in Mass Communication. She and her husband, Tyler, are the parents of a daughter and reside in Vega, Texas.

The West Texas A&M University athletics staff welcomes all media member to the 99th season of Buffalo football. It is our intent that the following information will help you cover WTAMU football throughout the season.

NON-GAMEDAY INTERVIEWS

Coach Carthel and select players will be available immediately following the WT Coaches Luncheon, Mondays at noon at The Big Texan on I-40 East in Amarillo. Interviews may also be conducted prior to practice on Tuesday and Wednesday. No interviews will take place on Thursdays or Fridays. To arrange all non-game day interviews, please contact WTAMU Athletic Media Relations Director Kent Johnson at least 24 hours prior to desired time.

MEDIA CREDENTIALS

Requests for working media credentials must be made through the WTAMU sports information office. Requests must be submitted on official news outlet letterhead and received at least 24 hours in advance of the game to be covered. The Amarillo Globe-News and The Canyon News receive reserved seating on media row. The Buffalo Sports Network and the recognized visiting radio station will be provided a broadcast booth. Other reserved seating will be assigned on a first-come, first-serve basis. Season credentials will be delivered prior to the first game. Thereafter, credentials may be picked up at the Media Will Call entrance to Kimbrough Memorial Stadium.

MEDIA PARKING

Media members holding working press credentials may park in the Buffalo Club parking lot located just West of the Kimbrough Memorial Stadium press box. This lot is accessible from the North Entrance off of Buffalo Stadium Road. Space is limited and not all media members are guaranteed accommodations.

PRESS BOX SERVICES

Complete team and individual statistics, scoring summaries, and play-by-play provided by the WTAMU Athletic Media Relations Office. Pre-game food service is available beginning approximately 90 minutes prior to kickoff, with beverages available throughout the game. This service is provided as a courtesy to working media.

POST-GAME INTERVIEW POLICIES

Following all home games, Coach Don Carthel and selected players will address the media in the Interview Tent, located behind the Kimbrough Stadium dressing rooms. For road games, interviews will take place on the playing field immediately following conclusion of the game.

POST-GAME SERVICES

As a service to visiting media and sports information directors, the WTAMU sports information staff will email the NCAA official box, play-by-play and game recap to media if provided the email address.

MEDIA GUIDE CREDITS

The 2010 West Texas A&M Football Media Guide has been compiled and edited by Kent Johnson, Associate A.D. for Media Relations, with assistance from Andi Leavitt, Assistant Media Relations Director and Student Assistants Brent Seals and Rachel Zurbruggen. Research contributions provided by Warren Hasse and Phil Woodall. Photography by Rik Andersen - WTAMU Communications Services, James Barrington - Barrington Art Originals, Michael Johnson and The Canyon News.

Layout and Design by Summit Athletic Media, Charlotte, N.C. (www.summitathletics.com).

Additional copies of the WTAMU Football Media Guide can be purchased for \$10 (plus \$2 shipping and handling).

Any questions regarding the WT football program should be directed to Kent Johnson, Associate A.D. for Media Relations. Johnson can be reached via email at kjohnson@wtamu.edu or at the following phone numbers: Office: 806-651-4406; FAX: 806-651-4409

MEDIA INFORMATION

WT fans can follow the Buffaloes, home and away, all season long on TV, radio or via the internet.

For the sixth-consecutive season, all available West Texas A&M road contests will be televised, live, by KAMR-TV (NBC). The broadcasts are made possible by title sponsorship provided by the High Country Chevy Dealers.

WT fans can also follow the Buffaloes, home and away, on The Buffalo Sports Network and KGNC-AM radio. Each broadcast includes 30-minute pregame and postgame shows. In addition to football, the Buffalo Sports Network broadcasts all WT men's and women's basketball games, in addition to potential post-season playoff and tournament contest in these sports as well as volleyball and soccer.

KGNC continues to be the top-rated radio station in the Texas Panhandle, beaming a strong signal across not only the Panhandle area, but also parts of Oklahoma, Kansas and New Mexico. All KGNC broadcasts will be streamed through the Internet on www.kgncam.com, allowing fans to follow the action from as near as Amarillo or anywhere around the world.

And, fans can stay up-to-date on everything related to WT football, including stats, game notes, recaps, rosters and media guides on www.gobuffsgo.com (.). In addition to these tools, fans can also access free live stats as well as gain subscription-access to live video of all home Buffalo football games.



THE BUFFS ENJOY AN EXTENSIVE MEDIA FOLLOWING, WITH COVERAGE COMING FROM THREE TV STATIONS, TWO NEWSPAPERS, AN OUTSTANDING RADIO NETWORK, AS WELL AS HAVING THEIR ROAD CONTESTS TELEVISED LIVE BY KAMR-4, THE AMARILLO NBC AFFILIATE.

BRAD FRALICK

TV PLAY-BY-PLAY



Brad Fralick, Sports Director for KAMR-TV, is now in his sixth season calling play-by-play of televised Buff football games.

In addition to his play-by-play duties, hosts all of the West Texas A&M coaches shows on Fox 14 during football and basketball seasons. He hosts the high school football highlight show "The Locker Room" seen on Fox 14 on Friday nights during football season.

He has also served as the color analyst for Amarillo Dusters football radio broadcasts.

A graduate of WTAMU, Fralick was a pitcher for the Buffs baseball team while earning his bachelor's degree in Mass Communications. He and his wife, Tiffany, are the parents of a son, Kinsler.

ANDY JUSTUS

TV COLOR COMMENTARY



Andy Justus is now in his sixth year as color commentator for live, televised, WTAMU football games. The popular co-anchor for KAMR-TV's nightly newscasts, Justus joined KAMR-TV in 1997. Born and raised in the Texas Panhandle, he spent his first four years as Sports Director before moving to the news desk in 2003.

A four-time winner of the Best of Amarillo, Justus provides countless

hours in the community, serving as emcee for dozens of events throughout Amarillo including the Children's Miracle Network annual pledge drive. He has also been active in Big Brother's, Big Sister's for over five years, while his time spent at Oak Dale Elementary earned him the AISD Warren Kincaid Award in 2007 and the Hero for Children State Education Award in 2006.

A graduate from Boys Ranch, Justus graduated from WTAMU with honors. He and his wife, Michelle, reside in Amarillo.

NEIL HORN

RADIO PLAY-BY-PLAY



Neil Horn is in his 12th season with the Buffalo Sports Network. He began broadcasting WTAMU Athletics in 1988 and has been the play-by-play announcer for Buffalo football games since the 1999 season. He also has broadcast WTAMU men's and women's basketball contests, WTAMU soccer matches, as well as numerous area high school events.

Horn received two UPI Broadcasters Association of Texas first-place awards for Best Sports Coverage and two first-place awards for Best Sports Coverage by the UPI Central Regional Broadcast Awards.

When not broadcasting, Horn is the Regional Sales Executive for Blue Cross Blue Shield of Texas. Neil, and his wife Judy, are the parents of three grown children: Justin, Rachel, and Angela.

PHIL WOODALL

RADIO COLOR COMMENTARY



Now in his eighth year with the WTAMU athletic department, Phil Woodall has been broadcasting Buffalo Athletics' action for the past 22 years. In addition to his broadcast duties, he coordinates all logistical matters for WTAMU Athletics on the Buffalo Sports Network, as well as filing reports on WTAMU athletics and other local sports for KGNC-AM.

Recipient of three-consecutive Jake Trussell Awards as the Lone Star Conference Broadcaster of the Year from 1997-1999, Woodall previously served as Randall County Justice of the Peace from 1979-2002.

A 1979 West Texas A&M University graduate, he and his wife, Nancy, reside in Amarillo.

WEST TEXAS A&M MEDIA OUTLETS

Newspapers	Contact	Mailing Address	City, State, Zip	Phone	Email
Amarillo Globe News	Dave Henry, Asst. Sports Editor	P.O. Box 2091	Amarillo, Texas 79166	806-345-3315	sports@amarillo.com
Canyon News	Brad Raburn, Sports Editor	P.O. Box 779	Canyon, Texas 79015	(806) 655-7121	sports@canyonnews.com
The Prairie	Sports Editor	WTAMU Box 60747	Canyon, Texas 79016	(806) 651-2410	theprairiemail@yahoo.com
Fort Worth Star-Telegram	John Henry, Small College Editor	P.O. Box 1870, 400 W. 7th St.	Fort Worth, Texas 76101	(817) 371-5539	jfhenry1970@gmail.com
Dallas Morning News	Small College Editor	P.O. Box 655237, 508 Young St.	Dallas, Texas 75265	(800) 431-0010	dmnsports@dallasnews.com
Lubbock Avalanche Journal	Sports Desk	P.O. Box 491, 710 Ave. J	Lubbock, Texas 79408	(806) 692-4021	
USA Today	Small College Editor			(703) 276-3721	
Television	Contact	Mailing Address	City, State, Zip	Phone	Email
KVII Channel 7 (ABC)	Lee Baker/Brian Wilkerson	One Broadcast Center	Amarillo, Texas 79101	(806) 373-1787	lbaker@kvii.com
KFDA Channel 10 (CBS)	Jacob Albracht/Dylan Buckingham	P.O. Box 10	Amarillo, Texas 79105	(806) 383-1010	jalbracht@newschannel10.com
KAMR/KCIT Ch. 4/14 (NBC/Fox)	Brad Fralick/Ashley Strid	P.O. Box 751	Amarillo, Texas 79189	(806) 349-9087	brad.fralick@kamr.com
ESPN				(203) 585-2135	
Radio	Contact	Mailing Address	City, State, Zip	Phone	Email
KGNC	Mike Roden	P.O. Box 710	Amarillo, Texas 79189	(806) 351-8560	mike.roden@kgnc.com
Buffalo Radio Sports Network	Phil Woodall	WTAMU Box 60049	Canyon, Texas 79016	(806) 651-4416	pwoodall@wtamu.edu
KWTS	Sports Director	WTAMU Campus Radio	Canyon, Texas 79016	(806) 651-2797	kwtsnews@gmail.com
Wire Service	Contact	Mailing Address	City, State, Zip	Phone	Email
Associated Press	Small College Editor	4851 LBJ Freeway, Suite 300	Dallas, Texas 75244	(800) 442-7189	aptexas@ap.org
Other Outlets	Contact	Mailing Address	City, State, Zip	Phone	Email
Lone Star Conference	Melanie Robotham	1221 W. Campbell Road, #217	Richardson, Texas 75080	(972) 234-0034	robothamm@lonestarconference.org
NCAA		P.O. Box 6222	Indianapolis, IN 46206-6222	(317) 917-6222	updates@ncaasports.com

WTAMU TRADITIONS

THE BUFFALO MASCOT

The thundering sound of a buffalo was nothing compared to the noise raised in 1922 when West Texas A&M University set out to select an official school mascot.

In the midst of a public debate in the Administration Building auditorium at the beginning of the 20th century, Parson Gouph, an old Panhandle cowboy, strolled down the aisle and took a seat. Getting permission to speak, he said that while riding the T-Anchor Ranch range in 1882 he and another cowboy shot a buffalo where the old Administration Building stands. He thought the buffalo would be an appropriate mascot. The students arose en masse to approve the suggestion.

During the fall of 1970, W.J. Helm of Plains Chevrolet in Amarillo arranged transportation of a young buffalo from a ranch in the Oklahoma Panhandle to the University. "Little Joe" made several appearances at football games. In 1977, the University permitted a live mascot on the field. In a campus contest, the name "Thunder" was given to a baby buffalo, donated by R.J. (Bob) Lee of the Big Texan Steak Ranch. Thunder was nicknamed "Lollipop", and since that time, a buffalo has roamed the sidelines of all home WTAMU football games.

"Thunder VI", nicknamed "Sadee", was retired and replaced by "Thunder VII", known as "Charlie, Jr.," or "C.J.," but he unexpectedly died in May of 2006. Shortly thereafter, in June, 2006, the University received a set of twins, "Thunder VIII and Thunder IX", known as "Jack and Liz." The half-siblings were donated to the University by Jack and Liz Longbotham of Abilene.

Jack was retired during the 2008 football season and a new buffalo, 'Thunder X', nicknamed 'Bentley' has taken over the mascot duties. Trained and led by the official WTAMU handlers, the Herdsman, 'Thunder X' continues the WT tradition of a live buffalo leading.

While the live buffalo mascot is present at all home football games, the costumed buffalo "Bucky" presides at all home events as well.



THE WT MARCHING BAND

The 150-member WT Marching Band is always on hand to support the Buffs as well as entertain the packed house at Kimbrough Memorial Stadium.

In addition to performing at all home football games, the WT Marching Band also makes appearances at one road contest each season, as well as at the Homecoming and Tri-State Fair parades.



WT

BUFFALO SPIRIT







RB-KELVIN THOMPSON

DL-BRYAN BRAMAN

WR-STEPHEN BURTON

DB-TAE EVANS

2010 FOOTBALL SCHEDULE

Date	Opponent	Place	Time
Sept. 2	at Grand Valley State	Allendale, Mich.	7:00 p.m.
Sept. 11	at Southwestern Oklahoma State	Weatherford, Okla.	6:00 p.m.
SEPT. 18	VS. SOUTHEASTERN OKLAHOMA STATE	CANYON, TEXAS	6:00 P.M.
Sept. 25	at Angelo State *	San Angelo, Texas	6:00 p.m.
Oct. 2	at Northeastern State	Tahlequah, Okla.	12:00 p.m.
OCT. 9	VS. TARLETON STATE (HC) *	CANYON, TEXAS	6:00 P.M.
Oct. 16	at Texas A&M - Kingsville *	Kingsville, Texas	7:00 p.m.
OCT. 23	VS. MIDWESTERN STATE *	CANYON, TEXAS	6:00 P.M.
Oct. 30	at Incarnate Word *	San Antonio, Texas	2:00 p.m.
NOV. 6	VS. ABILENE CHRISTIAN *	CANYON, TEXAS	6:00 P.M.
NOV. 13	VS. EAST CENTRAL	CANYON, TEXAS	1:00 P.M.

Home Games in **BOLD** and played at Kimbrough Memorial Stadium
 All times are Central Time and subject to change

For tickets, call **806-651-1414** or go to **WWW.GOBUFFSGO.COM**
 * - Lone Star Conference South Division Game

