

WEST TEXAS A&M



WT

2010-11 MEN'S BASKETBALL

WT BASKETBALL – A CHAMPIONSHIP TRADITION

At West Texas A&M, **Winning Basketball** isn't something that happens every now and then, it's become an every-year occurrence. The combination of **great coaching, outstanding student-athletes, top-notch facilities** and the **highest level of support** have made Buffalo Basketball one of the NCAA's most successful basketball programs over the past 20 years.

26 Championship Banners.

The banners hanging from the rafters of First United Bank Center lend a visual, historical evidence to the fact that the levels of success achieved by the Buff Basketball program are more than mere participation awards.

11 NCAA Appearances.

Not every team gets to play in this Division II invitation-only tournament. Since becoming a member of NCAA Division II, West Texas A&M has participated in the NCAA Tournament more times than not.

6 LSC Tournament Titles.


The safest way to punch your ticket into the NCAA Tournament is to win the Lone Star Conference Postseason Tournament, something the Buffs have accomplished more times than any other league member over the past 23 years.



JOE FORTENBERRY



REGGIE RAMEY



MAURICE CHEEKS

3 Honored Jerseys. You recognize outstanding players by displaying their jersey, and West Texas A&M has done such to honor three of its all-time greats; Joe Fortenberry, Reggie Ramey and Maurice Cheeks. Their numbers are present in the North end of the First United Bank Center.



MAURICE CHEEKS

1 NBA Legend. At the time of his retirement from the NBA in 1993, Maurice Cheeks was the NBA all-time leader in steals and ranked fifth all-time in assists. But, whether it was as one of the NBAs outstanding guards, leading the Philadelphia 76ers to the 1983 NBA Championship, or as the head coach of first the Portland Trailblazers and later the Philadelphia 76ers, Maurice Cheeks (1974-78) was, and always will be, a Buffalo.



4 LSC-South Titles. Since the Lone Star Conference went to a two-division format prior to the 1997-98 campaign, nobody has won more South Division titles than the Buffaloes.



CONTENTS

Quick Facts/Media Information.....	1
First United Bank Center.....	2-3
2010-11 Radio/TV Roster.....	4
Coaching & Support Staff	
Head Coach Rick Cooper.....	6-7
Assistant Coaches/Support Staff.....	8-9
Meet The Buffaloes	
2010-11 Season Preview.....	10-11
2010-11 Rosters.....	12
Returning Letterwinners.....	13-20
Buff Newcomers.....	21-22
2009-10 In Review	
2009-10 Season Statistics.....	24-27
2009-10 Game-By-Game Box Scores.....	28-35
The Lone Star Conference	
Lone Star Conference/Preseason Poll.....	36
2009-10 LSC Standings and Awards.....	37
Lone Star Conference Basketball Records.....	38

The Record Book	
Year-By-Year Results.....	40-45
All-Time Series Records.....	46
Postseason History.....	47
All-Time Letterwinners.....	48-49
Individual Records.....	50-52
This is West Texas A&M	
This is WTAMU.....	54-55
Canyon / Amarillo, Texas.....	56
About NCAA Division II.....	57
President Dr. J. Patrick O'Brien.....	58
Athletics Director Michael McBroom.....	59
WT Athletics Administration.....	60
Media Information/ Media Outlets.....	61-62
WT Traditions.....	63
Buffalo Spirit.....	64

UNIVERSITY FACTS

Location Canyon, Texas 79016
 Established 1910
 Enrollment 7,770
 President Dr. J. Patrick O'Brien
 Athletic Director Michael McBroom
 Assoc. Athletic Director (SWA) Holly Troth
 Nickname Buffaloes/Bufs
 Colors Maroon and White
 Affiliation NCAA Division II
 Conference Lone Star (South)
 Arena First United Bank Center
 Capacity 4,800
 Press Row Phone (806) 651-1420
 Athletic Department Phone (806) 651-4400
 Ticket Office Contact Misty Hobbs
 Ticket Office Phone Number (806) 651-1414

MEDIA RELATIONS

Associate A.D./MBSK Contact Kent Johnson
 Office Phone (806) 651-4406
 Cell Phone (806) 290-4535
 E-Mail kjohnson@wtamu.edu
 Assistant Director Dameron Myres
 Office Phone (806) 651-4430
 E-Mail dmyres@wtamu.edu
 SID Fax (806) 651-4409
 Web Site www.GoBufsGo.com
 SID Mailing Address WTAMU Box 60049
 Canyon, Texas 79016
 Overnight Address 2403 Russell Long Blvd.
 Canyon, Texas 79016

COACHING STAFF

Head Coach Rick Cooper
 Alma Mater Wayland Baptist ('81)
 WTAMU Record 327-166 (17 years)
 Overall Record 479-213 (23 years)
 Office Phone (806) 651-2697
 Assistant Coaches Vinay Patel
 Graduate Assistant K.C. Beard
 Student Assistant Wayne Parker
 Men's Basketball Mailing Address
 WTAMU Box 60049, Canyon, Texas 79016

BASKETBALL INFORMATION

2009-10 Overall Record 16-13
 2010 LSC South Record 6-6 (Fourth)
 Starters Returning 3
 Joe Mincey, G, 6-3, Sr-1L (12.3 pts., 4.0 reb., 28.1 min.)
 Jacquiese Holcombe, F, 6-5, Sr-1L (7.2 pts., 5.1 reb., 25.2 min.)
 Mason White, F, 6-4, So-1L (1.7 pts., 1.1 reb., 9.2 min)
 Lettermen Returning 9
 Jordan Ashmore, G, 6-3, So-1L (1.2 pts., 0.6 reb., 4.5 min.)
 Kendall Cogburn, F, 6-6, Jr-1L (0.3 pts., 0.6 reb., 2.7 min.)
 Alex Davis, F, 6-6, Sr-1L, (7.3 pts., 4.1 reb., 18.0 min.)
 LaDarius Hall, G, 6-2, Sr-1L (11.6 pts., 3.1 reb., 27.9 min.)
 Jacquiese Holcombe, F, 6-5, Sr-1L (7.2 pts., 5.1 reb., 25.2 min.)
 Donnie Kidd, F, 6-5, Sr-1L (2.4 pts., 2.7 reb., 10.5 min.)
 Joe Mincey, G, 6-3, Sr-1L (12.3 pts., 4.0 reb., 28.1 min.)
 Justin Tubbs, F, 6-5, So-1L (0.8 pts., 1.2 reb., 5.0 min.)
 Mason White, F, 6-4, So-1L (1.7 pts., 1.1 reb., 9.2 min)
 Newcomers 5
 Courtney Carr, F, 6-3, Jr-TR, Selma, Ala. (Shelton State CC)
 Lionel Foster, G, 6-1, Jr-TR, Houston, Texas (UALR)
 Greg Grant, F, 6-6, Jr-TR, Richmond, Va. (Manatee CC)
 David Henderson, G, 6-0, Jr-TR, Chandler, Ariz. (Mesa CC)
 Rod Little, G, 6-2, Jr-TR, Moss Point, Miss. (Pearl River CC)
 NCAA Post-Season Appearances 11
 Last NCAA Appearance 2007-08
 Overall Record 1,382-886 (.609)



FIRST UNITED BANK CENTER

The First United Bank Center at West Texas A&M University is the premiere multi-purpose arena space in the Texas Panhandle. Officially opened to the public in January 2002, and renamed the First United Bank Center, it replaced the venerable WT Fieldhouse, better known as "The Box," as the home venue for WTAMU Buffs and Lady Buffs NCAA Basketball after more than half a century.

Conceived in 1996, University officials began planning for the center to host not only sporting events, but also graduation exercises, trade shows and concerts. Construction began on Nov. 3, 2000, and the facility opened its doors on Jan. 26, 2002, for the Buffs' and Lady Buffs' doubleheader against Abilene Christian University.

The Buffs christened the building with a 80-58 victory over Lone Star Conference South Division foe Abilene Christian.

The 77,000 square foot facility was constructed at a total cost of \$14 million. Designed for many uses, the center hosts area high school playoff basketball games, concert performances, as well as craft and trade shows. The arena also hosted the 2002 NCAA Division II National Volleyball Tournament and is the permanent home for WTAMU commencement ceremonies.

During its lifetime, the arena has been visited by such well known performers as Bill Cosby, Big and Rich, Martina McBride, Willie Nelson and Merle Haggard. Sitting on the

outskirts of Canyon, the facility serves as the easternmost landmark on the WTAMU campus.

The arena seats approximately 4,800 patrons for sporting events and can seat almost 5,800 for concerts and commencements. The facility houses three home locker rooms, two visitor locker rooms, officials' dressing rooms, two concession areas, a training/rehabilitation room, a hospitality suite, a hospitality dining room, the First United Bank Center box office and the center's management suite.





FIRST UNITED BANK CENTER RECORD BOOK

**OVERALL WTAMU
RECORD AT THE FUBC**
92-23 (.800)

FIRST GAME
Jan. 26, 2002 (WTAMU 80, Abilene Christian 58)

FIRST WTAMU WIN
Jan. 26, 2002 (WTAMU 80, Abilene Christian 58)

10TH WTAMU WIN
Jan. 16, 2003 (WTAMU 79, SW Oklahoma St. 69)

25TH WTAMU WIN
Feb. 21, 2004 (WTAMU 76, Texas
A&M-Kingsville 76)

50TH WTAMU WIN
Jan. 4, 2007 (WTAMU 78, Central Oklahoma 68)

75TH WTAMU WIN
Jan. 5, 2009 (WTAMU 70, Cameron 55)

MOST POINTS BY WTAMU
119 vs. East Central (Dec. 3, 2009)


LARGEST HOME WIN MARGIN
WTAMU 82, Southeastern Oklahoma State 37
(Jan. 3, 2008)

100-POINT GAMES
Dec. 15, 2003 – WT 100, Lubbock Christian 93
Dec. 3, 2009 – WT 119, East Central 111 (30T)

LARGEST CROWD
4,941 WTAMU vs. Abilene Christian
(Jan. 26, 2002)



BUFF RADIO/TV ROSTER



JACQUIESE HOLCOMBE #1
F • 6-6 • 200 • SR-1L
COLLEGE PARK, GA.



ROD LITTLE #5
G • 6-2 • 200 • JR-TR
MOSS POINT, MISS.



DAVID HENDERSON #14
G • 6-0 • 165 • JR-TR
CHANDLER, ARIZ.




LADARIUS HALL #5
G • 6-2 • 180 • SR-1L
THOMASVILLE, GA.




LIONEL FOSTER #12
G • 6-1 • 190 • JR-TR
HOUSTON, TEXAS



JOE MINCEY #14
G • 6-3 • 200 • SR-1L
BRUNSWICK, GA.



JORDAN ASHMORE #20
G • 6-3 • 205 • SO-1L
SPEARMAN, TEXAS




ALEX DAVIS #22
F • 6-7 • 215 • SR-1L
MILWAUKEE, WISC.




JUSTIN TUBB #30
F • 6-5 • 220 • SO-1L
LENORAH, TEXAS



MASON WHITE #32
F • 6-4 • 215 • SO-1L
AMARILLO, TEXAS



KENDALL COGBURN #34
F • 6-6 • 190 • JR-1L
AMARILLO, TEXAS



COURTNEY CARR #40
F • 6-8 • 210 • JR-TR
SELMA, ALA.



DONNIE KIDD #44
F • 6-5 • 190 • SR-1L
FALLON, NEV.



GREG GRANT #54
F • 6-6 • 240 • JR-TR
RICHMOND, VA.



RICK COOPER
HEAD COACH



VINAY PATEL
ASSISTANT COACH



K.C. BEARD
GRADUATE ASSISTANT

COACHING & SUPPORT STAFF MEET THE BUFFALOES

HEAD COACH RICK COOPER
PAGES 6-7

ASSISTANT COACHES
PAGES 8-9

SUPPORT STAFF
PAGE 9

SEASON PREVIEW
PAGES 10-11

**ALPHABETICAL AND
NUMERICAL ROSTERS**
PAGE 12

RETURNING BUFFS
PAGES 13-20

NEWCOMERS
PAGES 21-22



RICK COOPER

HEAD COACH

18TH SEASON
WAYLAND BAPTIST '81

Head coach Rick Cooper enters his 18th season at the helm of the WTAMU basketball program having enjoyed a tenure which, beginning with the 1993-94 campaign, has seen the Buffaloes record 17-consecutive winning seasons and make eight NCAA Regional Tournament appearances, including three of the past five seasons and seven trips over the past 13 years.

In 2007-08, Cooper guided the Buffs' squad to another Lone Star Conference South Division regular season title, the school's 12th postseason appearance and was honored with his second NCAA South Central Region Coach of the Year award as well as his sixth LSC Coach of the Year honor.

Cooper, who holds a 479-213 (.692) overall record in 23 seasons as a head coach, is 327-166 (.663) through 17 seasons with the Buffaloes. He has never

had a losing campaign at WT and is the first coach in WT men's basketball history to win 300 games, accomplishing the feat on Dec. 4, 2008 when the Buffs defeated #3-ranked Central Oklahoma, 80-67. On Jan. 8, 2004, Cooper became WTAMU's all-time winningest head coach and just the second coach in school history with over 200 wins. He is a six-time LSC Coach of the Year, winning the award his first season in 1993-94, as well as in 1997-98, 1998-99 and in each of the last three seasons, 2005-06, 2006-07 and 2007-08. Cooper was also named South Central Regional Coach of the Year by the National Association of Basketball Coaches in 1997-98. WTAMU has averaged nearly 20 wins per year in Cooper's tenure at the helm. Along the way, Cooper has compiled the fourth-best winning percentage. He tied the school record for most wins by



COOPER'S COACHING FILE

EDUCATION

B.S. Wayland Baptist University/Education, 1981.

M.S. Wayland Baptist University/Education, 1984.

CAREER ACCOLADES

Cooper is WTAMU's all-time winningest head coach

Cooper is 16th on the NCAA-II Active Coaching List for career winning percentage and 15th for total wins

Cooper is 31st on the NCAA-II All-Time Coaching List for career winning percentage and 59th for total wins

Six-time LSC Coach of the Year (1993-94, 1997-98, 1998-99, 2005-06, 2006-07 & 2007-08)

COLLEGIATE HEAD COACHING RECORD

1993-94	20-10	Regional Semifinals
1994-95	17-10	LSC Quarterfinals
1995-96	18-10	LSC Semifinals
1996-97	15-13	LSC Semifinals
1997-96	26-5	Elite Eight
1998-99	22-7	Regional Quarterfinals
1999-00	21-7	LSC Finals
2000-01	23-8	Regional Semifinals
2001-02	16-10	-
2002-03	21-10	Regional Quarterfinals
2003-04	18-10	LSC Quarterfinals
2004-05	16-14	LSC Finals
2005-06	23-8	Regional Quarterfinals
2006-07	18-11	Regional Quarterfinals
2007-08	21-8	Regional Quarterfinals
2008-09	16-11	-
2009-10	16-13	LSC Semifinals

At WTAMU: 327-166 (.663, 17 Years)

At Wayland Baptist: 152-47 (.764, Six Years)

Overall: 479-213 (.692)

a first-year head coach as he led the Buffs to a 20-10 mark in 1993-94.

Cooper led the 1997-98 team to many firsts. The Buffs set a school record by starting the season 15-0 and were ranked as high as fifth in the nation. In doing so, Cooper became the first WTAMU coach to lead the team to the NCAA Division II Elite Eight with an appearance. By season's end, WTAMU led all NCAA Division II schools in team field-goal percentage and was ranked in five national statistical categories

Prior to arriving at WTAMU, Cooper led Wayland Baptist University in Plainview, Texas, to three NAIA national tournament berths in his six years as head coach. Cooper compiled a 152-47 record (.764) as the Pioneers' head coach in six seasons, which still stands as a school record. Further, he guided WBU to at least the NAIA district semifinal round in each of his six seasons.

Cooper was an assistant coach at WBU for five years before being elevated to head coach, where he led the Pioneers to NAIA Top 10 finishes from 1987-1992, topped off by a third-place ranking in 1989. In 1990-91, he guided WBU to a school-best 29-4 record and captured the district championship. Cooper was tabbed the NAIA District 8 Coach of the Year in 1989, 1991 and 1992.

Cooper also had a distinguished playing career at WBU. A four-year letterwinner, Cooper led the Pioneers to their first 20-win season and NAIA District 8 championship. Listed 16th on WBU's all-time scoring leaderboard with 1,214 points from 1977-81, he was a formidable post player. His playing honors include NAIA District 8 Player of the Week twice, Amarillo Chamber of Commerce Sports Achievement Award and first-team NAIA District 8 honors.

Cooper graduated from WBU with a bachelor's degree in education in 1981 with majors in English and Physical Education. He obtained his master's of education degree in Secondary Education specializing in Physical Education from WBU in 1984.

In 2002, Cooper received the Harley Redin Coaches Award from WBU.

Cooper and his wife Janie have two children, Tyler, who lettered from 2005-08 at WTAMU, and Kori, who recently completed her career as a middle blocker for the University of Nebraska volleyball team.



WTAMU BASKETBALL HEAD COACHING RECORDS

NAME	FROM	YEARS	RECORD	WIN %
1. Wayne McCorkle	1920-1921	1	8-2	80.0%
2. Sam Burton	1921-1933	12	203-39	83.9%
3. Carl York	1933-1934	1	7-12	36.8%
4. Al Baggett	1934-1942	7	174-54	76.3%
5. Gus Miller	1942-1957	14	197-137	58.9%
6. Borden Price	1957-1959	2	9-30	23.1%
7. Metz LaFollette	1959-1963	4	29-61	32.2%
8. Jimmy Viramontes	1963-1967	4	38-53	41.8%
9. Dennis Walling	1967-1973	6	82-66	55.4%
10. Ron Ekker	1973-1978	5	65-70	48.1%
11. Ken Edwards	1978-1984	6	68-97	41.2%
12. Gary Moss	1984-1987	3	47-40	54.0%
13. Mark Adams	1987-1992	5	118-38	75.6%
14. Jeff Morgan	1992-1993	1	17-10	63.0%
15. Rick Cooper	1993-present	17	327-166	66.3%

MOST WINS

1. Rick Cooper, 1993-present	327
2. Sam Burton, 1921-1933	203
3. Gus Miller, 1942-1957	197
4. Al Baggett, 1934-1942	174
5. Mark Adams, 1987-1992	118

BEST WINNING % (MIN. 20 GAMES)

1. Sam Burton, 1921-1933	83.9%
2. Mark Adams, 1987-1992	75.6%
3. Al Baggett, 1934-1942	76.3%
4. Rick Cooper, 1993-present	66.3%
5. Jeff Morgan, 1992-1993	63.0%

ASSISTANT COACHES/SUPPORT STAFF

VINAY PATEL

ASSISTANT COACH

SIXTH SEASON AT WEST TEXAS A&M



Vinay Patel is in his sixth season as an assistant coach with the WT men's basketball program. He has previously served two years as a graduate assistant for the men's basketball program.

During that time, he has helped lead the Buffs to two LSC South Division titles and one LSC Championship under Rick Cooper, as well as three-consecutive NCAA appearances.

Patel's responsibilities include assisting the program in both recruiting, as well as on-court coaching. Additionally, he oversees film break-down and scouting operations. He also assists with travel coordination.

The Shamrock, Texas, native earned his bachelor's degree from Texas Tech in 2005 then went on to earn his master's degree from WTAMU in May, 2007. Both degrees

are in Sports and Exercise Science.

K.C. BEARD

GRADUATE ASSISTANT

SECOND SEASON AT WEST TEXAS A&M



K.C. Beard is in his second season with the WT men's basketball program. His responsibilities include video and film exchange, on-floor coaching, providing assistance in the areas of scouting and recruiting, as well as assisting in other day-to-day operations of the program.

Prior to coming to WT, he spent the 2008-09 season working with the SMU men's basketball team. While with the Mustangs, he coordinated film exchange and film breakdown, supervised the setup and teardown for practice and scheduled shootarounds and practice times for visiting teams.

Beard joined the Mustangs after serving as the team manager with the Boise State men's basketball team in 2007-08. He helped with the Broncos as they went 25-9

while capturing the WAC regular season and tournament titles and advancing to the NCAA Tournament. At Boise State, he assisted in team travel, video editing, recruiting mail-outs, scout team, and other activities involved in the day-to-day operations of the basketball program.


He graduated from Boise State in 2008 with a B.A. in Business Management and a minor in Spanish. He previously attended Big Bend CC in Moses Lake, Wash., where he played basketball for one season. He has also served a two-year mission for The Church of Jesus Christ of Latter-day Saints in South Texas.



ASSISTANT COACHES/SUPPORT STAFF

TAYLOR STRUBE

ASSISTANT STRENGTH & CONDITIONING COACH
FIRST YEAR AT WEST TEXAS A&M



Taylor Strube comes to West Texas A&M after serving as the assistant strength & conditioning coach at Eastern Illinois from August 2009-June 2010.

While at EIU, Strube assisted with football and worked directly with the men's basketball, women's soccer and men's/women's tennis teams.

During the summers of 2005 and 2006, he served as a Sports Performance intern with Athletic & Rehabilitation Center in Kansas City, Mo.

Strube was a member of the Iowa football team from 2003-05, setting weight room records for fullbacks in the squat and hang clean.

In the spring of 2007, Strube worked as a volunteer strength & conditioning intern with Iowa Olympic Sports and graduated from the University of Iowa in May, 2007. He completed his Master's degree from UTEP in July 2010, while working as a graduate assistant with the Miners' strength and conditioning program.

Strube is Strength & Conditioning Certified through the CSCCA and is a Certified Strength & Conditioning Specialist through the NSCA.

CHRIS DANE

ASSISTANT ATHLETIC TRAINER
THIRD YEAR AT WEST TEXAS A&M



Now in his third season with the WTAMU Athletic Training staff, Chris Dane's primary responsibilities revolve around the men's basketball program.

Dane earned his bachelor of science degree in Sports & Exercise Science from WTAMU in 2003. While attending WTAMU, he worked with all sports while serving as a student trainer. Dane received his masters of education in 2006 from Texas State University. While at the San Marcos, Texas, institution, he was a Graduate Assistant Athletic Trainer, responsible for the women's volleyball and women's tennis programs.

Prior to returning to WTAMU, Dane spent two years as an Assistant Athletic Trainer at Stephen F. Austin, working with the baseball and men's basketball programs.

A native of Shallowater, Texas, Dane is single and resides in Canyon, Texas.

DR. DAVID RAUSCH

FACULTY ATHLETIC REPRESENTATIVE
10TH YEAR AT WEST TEXAS A&M




Rausch has served as WTAMU's Faculty Athletics Representative (FAR) since January, 2003, promoting both academic integrity in intercollegiate athletics and institutional control of athletics.

As FAR, Rausch represents the university at meetings of the NCAA and the Lone Star Conference. He joined the faculty in 1998 and teaches courses on American political institutions, state and local government, and social science research methods and statistics. A native of southeastern Pennsylvania, Rausch earned his bachelor's degree from the University of Alaska Fairbanks in 1989, and his master's (1992) and Ph.D. (1995) from the University of Oklahoma, all in political science. He and his wife, Mary, a WTAMU librarian, reside in Canyon.

WAYNE PARKER

STUDENT ASSISTANT
SECOND YEAR AT WEST TEXAS A&M



Parker is in his second season as a student assistant with the WTAMU men's basketball program.

His duties consist of assisting in team travel, video editing, coordinating recruiting correspondence, scout team logistics and other activities involved in the day-to-day operations of the men's basketball program.

A 2008 graduate of Pampa (Texas) High School, Parker played basketball under head coach Dustin Miller and was also a 3-4A all-District wide receiver in football.

Parker is majoring in Sports & Exercise Sciences at WTAMU.

CHRIS TUCKER

STUDENT ASSISTANT
FIRST YEAR AT WEST TEXAS A&M



Chris Tucker makes the transition from that of a player to a student assistant on the WT coaching staff.

As a point guard in 2009-10, Tucker enjoyed his biggest moment when he grabbed an offensive board and hit a put-back shot at the final horn to give the Buffs an 85-84 win against Angelo State. He hit a career-high 19 points at Abilene Christian, hitting 5-of-10 shots from the floor and going 8-of-10 from the line.

Tucker came to WT after two seasons at Olney Central. As a prep player, he led Lutheran Christian Academy (Pa.) to a 28-5 overall record as a senior. He gathered first team all-Public and all-City honors, averaging 31 points, four assists and two steals per contest.

Tucker is majoring in General Studies at WTAMU.

TEAM PHYSICIANS



DR. BILL S. BARNHILL
BARNHILL SPORTS
MEDICINE CLINIC



DR. CLAY STEWART
BARNHILL SPORTS
MEDICINE CLINIC



DR. JAMES R. PARKER
PARKER SPORTS
MEDICINE AND
ORTHOPEDICS

EXPERIENCED BUFF SQUAD LOOKS FOR CONTINUED SUCCESS IN 2010-11

Having returned to the Lone Star Conference postseason tournament last season, after a one-year absence, the 2010-11 West Texas A&M men's basketball team will be looking to make their first NCAA tournament appearance since 2006. And, with nine returning lettermen gracing this year's roster, the prospects for postseason play appear bright.

"Last year, we brought in a quite a few new players and we dealt with some teething issues early in the season," said Coach Cooper. "As the season progressed, the team matured. This year, we won't have quite as many new faces to get acclimated to brand of basketball."

Returning from a last year's squad – one which defeated top-seeded Central Oklahoma in the LSC postseason tournament, are two starters, guard Joe Mincey and forward Jacquiese Holcombe, as well as guards Jordan Ashmore, LaDarius Hall and forwards Kendall Cogburn, Alex Davis, Donnie Kidd, Justin Tubb and Mason White.

Guard Joe Mincey (6-3, Sr-1L) ranked among league scoring and free throw percentage leaders a year ago. A prolific scorer, the Brunswick, Ga., native had a pair of 30-point outings, including a career high 33 points against East Central. For the season, he averaged 12.3

2010-11 LSC PRESEASON POLL

SOUTH DIVISION:

Rank	School	1st	Total
1	Midwestern State	12	159
2	Tarleton State	5	134
3	Angelo State	3	127
4	West Texas A&M		102
5	Incarinate Word		69
6	Texas A&M-Kingsville		65
7	Eastern New Mexico	1	55
8	Abilene Christian		45

NORTH DIVISION:

Rank	School	1st	Total
1	Central Oklahoma	20	140
2	Northeastern State		107
3	Texas A&M-Commerce		103
4	Southwestern Oklahoma		81
5	Southeastern Oklahoma		50
6	Cameron		40
7	East Central		39

points and 4.0 rebounds and hit double-digit scoring totals on 16 occasions.

Forward Jacquiese Holcombe (6-6, Sr-1L) proved his abilities on both ends of the floor, averaging 7.2 points to go with 5.1 rebounds. The athletic Holcombe earned LSC Defensive Player of the Week honors on March 1 for grabbing 19 rebounds and blocking two shots in a pair of contests against Abilene Christian and Angelo State. Offensively, he tallied a season-high 17 points against Northeastern State and reached double-figure scoring totals eight times.

Guard Jordan Ashmore (6-3, So-1L) saw action in 13 contests as a true freshman. During that time, the Spearman, Texas native scored a season-high eight points against Southeastern Oklahoma State.

The athletically-gifted LaDarius Hall (6-2, Sr-1L) saw starting duty in 10 games, but really made his mark as the Buff's sixth-man. He ranked among LSC free throw percentage leaders while also displaying the ability to nail the three-point shot, having made 40 treys last season. He twice tallied 23 points, reached double-figures scoring on 18 occasions and averaged 3.1 rebounds per outing.

JOE MINCEY

As a true freshman a year ago, Amarillo, Texas, native Kendall Cogburn (6-6, So-1L) saw action at forward in seven contests and will be looked upon for bench strength in 2010-11.

Alex Davis (6-7, Sr-1L) gives the Buffs a physical presence at the post position. The Milwaukee, Wis., native averaged 7.3 points and 4.1 rebounds last season while twice hitting a season-high 17 points and registering a pair of double-double performances. Davis possesses a deft shooting touch for a big man, canning 13 three-pointers a year ago.

Forward Donnie Kidd (6-5, Sr-1L) averaged 2.4 points and 2.7 rebounds last season. The Fallon, Nev., native hit a season-high nine points against Abilene Christian, nailing four of six shots from the field. He also grabbed a seasons-best six rebounds on four occasions.

Forward Justin Tubb (6-5, So-1L) saw action in 12 contests before suffering a season-ending knee injury. He appears to have fully recovered and will be looked upon for his experience at either the three or four position.

Forward Mason White (6-3, So-1L) overcame a shoulder injury which sidelined him during the 2008-09 campaign, and saw starting duty at the small forward position in 12 contests. For the year, the Amarillo, Texas, native averaged 1.7 points and 1.1 rebounds per game.

Five new faces dot the roster for the 2010-11 season. The class is comprised of three guards and a pair of forwards: Courtney Carr, Lionel Foster, Greg Grant, David Henderson and Rod Little.

Courtney Carr, a 6-7 forward from Selma, Ala., transfers to WT from Shelton State Community College, where he averaged 12.4 points per game, 9.0 rebounds per game, and 1.9 blocks. He was named to the 2009-10 NCJAA All-America squad as an honorable mention selection.

A 6-1 guard, Lionel Foster transfers from Arkansas-Little Rock, where he averaged 2.1 points per game, four assists per game, and 2.6 rebounds per game. Originally from Houston, Texas, he starred at Alief Hastings High School, earning the District 19-5A Defensive Player of the Year.

Richmond, Va., native Greg Grant is a 6-6 forward who transfers from Manatee Community College, where he averaged eight points per game and six rebounds per game.

Point guard David Henderson is six-footer hailing from Chandler, Ariz. He joins the Buffs' program as a transfer from Mesa Community College, where he averaged 4.2 points per game, 5.5 assists per game, and 2.3 rebounds per game.



LADARIUS HALL

Rod Little, a 6-2 guard from Moss Point, Miss., comes to the WT program from Pearl River Community College, where he averaged 6.8 points per game and 2.8 rebounds per game.

"It's always exciting to add new talent to your team," Coach Cooper said. "We really believe that each of these young men will be able to contribute in a positive manner to our ball club

next season."

The Buffs tip-off 2010-11 season on November 12-13, when they travel to Bartlesville, Okla. to compete in the South Central Regional Challenge. WT will face Emporia State (Nov. 12) and Newman (Nov. 13) in the two-day event. The Buffs' home-opener will be Nov. 19, when they host Wayland Baptist at the First United Bank Center.



2010-11 BUFFALOES ROSTER

NUMERICAL ROSTER

No.	Name	Pos.	Ht.	Wt.	Yr-Exp	Hometown (HS/Jr. College)
1	Jacquiese Holcombe	F	6-6	200	Sr-1L	College Park, Ga. (Creekside)
2	Rod Little	G	6-2	200	Jr-TR	Moss Point, Miss. (High/Pearl River CC)
3	David Henderson	G	6-0	165	Jr-TR	Chandler, Ariz. (Hamilton/Mesa CC)
5	LaDarius Hall	G	6-2	180	Sr-1L	Thomasville, Ga. (High)
12	Lionel Foster	G	6-1	190	Jr-TR	Houston, Texas (Alief Hastings/UALR)
14	Joe Mincey	G	6-3	200	Sr-1L	Brunswick, Ga. (Glyn Academy)
20	Jordan Ashmore	G	6-3	205	So-1L	Spearman, Texas (High)
22	Alex Davis	F	6-7	215	Sr-1L	Milwaukee, Wis. (Lutheran)
30	Justin Tubb	F	6-5	220	So-1L	Lenorah, Texas (Grady)
32	Mason White	F	6-4	215	So-1L	Amarillo, Texas (Canyon Randall)
34	Kendall Cogburn	F	6-6	190	Jr-1L	Amarillo, Texas (Canyon Randall)
40	Courtney Carr	F	6-8	210	Jr-TR	Selma, Ala. (High/Shelton State CC)
44	Donnie Kidd	F	6-5	195	Sr-1L	Fallon, Nev. (Churchill County)
54	Greg Grant	F	6-6	240	Jr-TR	Richmond, Va. (Huguenot/Manatee CC)

Head Coach: Rick Cooper (Wayland Baptist '81) • 479-213 (23 Years Overall) • 327-166 (17 Seasons at WTAMU)

Assistant: Vinay Patel

Graduate Assistant: K.C. Beard

ALPHABETICAL ROSTER

No.	Name	Pos.	Ht.	Wt.	Yr-Exp	Hometown (HS/Jr. College)
20	Jordan Ashmore	G	6-3	205	So-1L	Spearman, Texas (High)
40	Courtney Carr	F	6-8	210	Jr-TR	Selma, Ala. (High/Shelton State CC)
34	Kendall Cogburn	F	6-6	190	Jr-1L	Amarillo, Texas (Canyon Randall)
22	Alex Davis	F	6-7	215	Sr-1L	Milwaukee, Wis. (Lutheran)
12	Lionel Foster	G	6-1	190	Jr-TR	Houston, Texas (Alief Hastings/UALR)
54	Greg Grant	F	6-6	240	Jr-TR	Richmond, Va. (Huguenot/Manatee CC)
5	LaDarius Hall	G	6-2	180	Sr-1L	Thomasville, Ga. (High)
3	David Henderson	G	6-0	165	Jr-TR	Chandler, Ariz. (Hamilton/Mesa CC)
1	Jacquiese Holcombe	F	6-6	200	Sr-1L	College Park, Ga. (Creekside)
44	Donnie Kidd	F	6-5	195	Sr-1L	Fallon, Nev. (Churchill County)
2	Rod Little	G	6-2	200	Jr-TR	Moss Point, Miss. (High/Pearl River CC)
14	Joe Mincey	G	6-3	200	Sr-1L	Brunswick, Ga. (Glyn Academy)
32	Mason White	F	6-4	215	So-1L	Amarillo, Texas (Canyon Randall)
30	Justin Tubb	F	6-5	220	So-1L	Lenorah, Texas (Grady)

HOW TO SAY 'EM

LaDarius Hall – La•DARE•ee•us
JACQUIESE Holcombe – Jah•KWEES
 Joe **MINCEY** – MIN•see
VINAY PATEL – Vih•NAY Pah•TELL

ROSTER BY STATE

Alabama	1
Couertney Carr	Selma
Arizona	1
David Henderson	Chandler
Georgia	3
LaDarius Hall	Thomasville
Jacquiese Holcombe	College Park
Joe Mincey	Brunswick
Mississippi	1
Rod Little	Moss Point
Nevada	1
Donnie Kidd	Fallon
Texas	5
Jordan Ashmore	Spearman

Kendall Cogburn
 Lionel Foster
 Justin Tubb
 Mason White
Virginia 1
 Greg Grant
 Richmond
Wisconsin 1
 Alex Davis
 Milwaukee

Donnie Kidd
 Rod Little
Pre-Mechanical Engineering 1
 Justin Tubb
Sports & Exercise Science 4
 Jordan Ashmore
 Kendall Cogburn
 Lionel Foster
 Joe Mincey
Post-Graduate Teacher Certification 1
 Jacquiese Holcombe

ROSTER BY MAJOR

Athletic Training 1
 Greg Grant
Criminal Justice 1
 Mason White
Mass Communications 1
 David Henderson
General Studies 5
 Courtney Carr
 Alex Davis
 LaDarius Hall

JORDAN ASHMORE 20

6-3 • 205 • FORWARD • SO-1L • SPEARMAN, TEXAS (HIGH)



GENERAL

Ashmore has the ability to hit the outside shoot and, having made a successful transition from to the collegiate level of basketball, will be looking for more productivity in his game.

2009-10

While seeing action in 13 contests, Ashmore logged a season-high 14 minutes against Southeastern Oklahoma State, scoring eight points to go with a pair of rebounds and two steals. He also scored four points and

grabbed two rebounds in 10 minutes against Oklahoma Panhandle State and saw a total of 13 minutes of action at Central Oklahoma.

HIGH SCHOOL

Ashmore averaged 28 points, 9 rebounds and 5 assists his senior year at Spearman (Texas) HS and made the all-State team, as well as playing in the THSCA and TABC all-Star games. Under coach Junior Ashmore, Spearman went 27-5 in 2008-09, losing in the Regional Quarterfinals.

ASHMORE'S SEASON/ CAREER HIGHS

Points

Season 8, vs. SEOSU (12/5/09)
Career 8, vs. SEOSU (12/5/09)

Rebounds

Season 2, three, recently at UCO (1/9/10)
Career 2, three, recently at UCO (1/9/10)

Field Goals

Season 2, vs. SEOSU (12/5/09)
Career 2, vs. SEOSU (12/5/09)

Three-Point Field Goals

Season 2, vs. SEOSU (12/5/09)
Career 2, vs. SEOSU (12/5/09)

Free Throws

Season 2, vs. SEOSU (12/5/09)
Career 2, vs. SEOSU (12/5/09)

Assists

Season 2, vs. SEOSU (12/5/09)
Career 2, vs. SEOSU (12/5/09)

Blocks

Season 0
Career 0

Steals

Season 1, vs. OPSU (1/2/10)
Career 1, vs. OPSU (1/2/10)

ASHMORE'S CAREER STATISTICS AT WEST TEXAS A&M

YEAR	GP-GS	MPG	FG-A	FG%	3FG-A	3FG%	FT-A	FT%	OR-DR-TR	AVG	PF	AST	TO	BL	ST	PTS	AVG
2009-10	13-0	4.5	4-17	.235	4-17	.235	3-4	.750	4-4-8	0.6	8	6	1	0	1	15	1.2

KENDALL COGBURN 34

6-6 • 190 • FORWARD • JR-1L • AMARILLO, TEXAS (CANYON RANDALL)



2009-10

Cogburn saw activity in seven games during the season. He grabbed a season-high two rebounds against Oklahoma Panhandle State and had a solo rebound at OPSU. At Midwestern State he registered one field goal and against UT-Permian Basin he snared a rebound. He had one steal against Southwestern Oklahoma and saw a season-high six minutes of action at Central Oklahoma.

AT WAYLAND BAPTIST

Cogburn saw action in 29 contests, making five starting appearances, while at Wayland Baptist. He averaged 1.9 points, 1.0 rebounds and 0.3 assists per outing while shooting 40.0 percent from the field.

HIGH SCHOOL

Cogburn attended Canyon (Texas) Randall HS and played on the same team with current Buff forward, Mason White. While with coach Leslie Broadhurst's Raider squad, he helped lead Randall to the Class 4A regional semifinals while earning Golden Spread all-Star honors. He was selected District 3-4A Newcomer of the Year after transferring from Shamrock (Texas) HS.

PERSONAL

Cogburn is a Sports & Exercise Sciences Education major at WTAMU, and is the son of Jackie and Ray Cogburn.

COGBURN'S SEASON/ CAREER HIGHS

Points

Season 2, at Midwestern State (1/20/10)
Career 2, at Midwestern State (1/20/10)

Rebounds

Season 2, vs. OPSU (1/2/10)
Career 2, vs. OPSU (1/2/10)

Field Goals

Season 1, at Midwestern State (1/20/10)
Career 1, at Midwestern State (1/20/10)

Three-Point Field Goals

Season 0
Career 0

Free Throws

Season 0
Career 0

Assists

Season 0
Career 0

Blocks

Season 1, at UCO (1/9/10)
Career 1, at UCO (1/9/10)

Steals

Season 1, vs. SWOSU (11/28/09)
Career 1, vs. SWOSU (11/28/09)

COGBURN'S CAREER STATISTICS AT WEST TEXAS A&M

YEAR	GP-GS	MPG	FG-A	FG%	3FG-A	3FG%	FT-A	FT%	OR-DR-TR	AVG	PF	AST	TO	BL	ST	PTS	AVG
2009-10	7-0	2.7	1-6	.167	0-2	.000	0-0	.000	2-2-4	0.6	2	0	2	1	1	2	0.3

ALEX DAVIS 22

6-7 • 215 • FORWARD • SR-1L • MILWAUKEE, WISC. (LUTHERAN)



GENERAL

Davis provided the Buffaloes a solid inside presence, as well as showing shooting range from as far out as three-point range.

2009-10

Davis concluded the season with

a 13-point performance against Tarleton State in the LSC tournament semifinals. He registered a double-double against East Central, scoring a career-high 17 points to go along with 11 rebounds and two blocks in 40 minutes of action. He later matched those 17 points to go with seven boards at Cameron. Davis posted his second double-double of the season with a 14-point, 10 rebound outing against New Mexico Highlands. He grabbed 10 rebounds to go with seven points against Abilene Christian and hit 16 points, including a pair of three pointers and 6-of-8 free throw opportunities, while grabbing five rebounds against Missouri-St. Louis and followed with a 13 point outing at Oklahoma Panhandle State. He grabbed seven rebounds and blocked two shots against Southwestern Oklahoma. Davis tallied 11 points to go with a pair of blocked shots at Angelo State and, in the season-opener at

New Mexico Highlands, he canned a three-pointer from the top of the key, with 0.7 seconds remaining, to send the game into overtime.

AT TENNESSEE TECH

During the 2008-09 campaign, Davis averaged 6.0 points and 2.6 rebounds over 28 contests for the Golden Eagles. During that time, he averaged 16.5 minutes per outing, made 10 starting appearances, blocked 15 shots and had 12 steals, while shooting 67-for-184 (.364) from the field and 19-of-62 (.306) from three-point range. In 2006-07, he averaged 2.4 points and 1.5 rebounds over eight contests.

HIGH SCHOOL

Davis earned conference player of the year and team MVP honors while playing for coach Wayne Jensen's Milwaukee Lutheran Red Knights. As

a senior, he averaged 18 points and 6 rebounds per contest.

PERSONAL

Davis is a General Studies major at WTAMU and is the son of Jacqueline and Jim Davis.

DAVIS GAME-BY-GAME

Opponent	Min.	FG-FGA	3FG-3FA	FT-FTA	REB	PF	Pts.	A	TO	BLK	ST
@New Mexico Highlands	5	1-1	1-1	0-0	0-0-0	0	3	0	0	0	0
vs. Arkansas Tech	8	0-3	0-1	0-0	0-2-2	3	0	0	0	1	0
vs. Missouri-St. Louis	29	4-8	2-2	6-8	0-5-5	4	16	1	0	1	1
@Oklahoma Panhandle State	30	6-14	1-3	0-0	1-2-3	3	13	0	1	0	0
UT-Permian Basin	23	3-5	0-0	2-3	0-2-2	1	8	2	0	1	2
Southwestern Oklahoma	21	2-4	1-3	0-0	0-7-7	3	5	1	1	2	0
East Central	40	7-13	1-4	2-2	5-6-11	3	17	0	0	2	0
Southeastern Oklahoma	28	1-8	1-3	1-2	1-3-4	0	4	1	0	0	0
@Southwestern Oklahoma	11	2-2	0-0	2-3	2-1-3	1	6	0	1	0	1
@Cameron	22	8-14	1-5	0-0	4-3-7	1	17	0	2	0	0
Texas A&M-Commerce	24	3-9	0-4	1-2	2-3-5	1	7	2	0	3	0
New Mexico Highlands	28	6-11	1-2	1-4	4-6-10	0	14	3	3	3	2
Oklahoma Panhandle State	11	5-10	0-2	0-0	1-5-6	2	10	1	1	0	0
@Northeastern State	19	0-3	0-1	0-0	1-3-4	5	0	1	3	1	1
@Central Oklahoma	11	2-5	0-0	1-2	0-3-3	2	5	1	0	1	0
Texas A&M-Kingsville	15	3-6	0-0	0-0	0-0-0	3	6	2	0	1	0
@Abilene Christian	19	2-6	0-0	2-2	2-2-4	5	6	0	2	0	2
@Midwestern State	11	2-2	0-0	0-1	-12-3	2	4	0	1	0	0
Tarleton State	DNP										
@Angelo State	23	3-10	0-2	5-7	3-0-3	1	11	1	2	2	1
@Eastern New Mexico	22	4-11	0-2	0-0	3-2-5	2	8	0	1	0	0
Eastern New Mexico	13	1-3	0-1	0-1	1-2-3	0	2	2	0	0	1
Midwestern State	9	1-2	0-0	0-0	0-0-0	0	2	0	0	0	0
@Tarleton State	11	0-2	0-0	0-0	0-1-1	0	0	0	0	1	0
Angelo State	10	2-2	1-1	0-0	0-5-5	3	5	0	0	2	0
@Texas A&M-Kingsville	11	4-8	0-0	0-0	2-2-4	3	8	0	1	0	0
Abilene Christian	15	3-11	0-0	1-2	7-3-10	3	7	1	4	0	0
Central Oklahoma	16	2-7	0-0	4-4	0-3-3	4	8	1	1	0	0
Tarleton State	20	5-7	3-5	0-0	1-2-3	3	13	2	2	1	1

DAVIS' CAREER STATISTICS AT WEST TEXAS A&M

YEAR	GP-GS	MPG	FG-A	FG%	3FG-A	3FG%	FT-A	FT%	OR-DR-TR	AVG	PF	AST	TO	BL	ST	PTS	AVG
2009-10	28-5	18.0	82-187	.439	13-42	.310	28-43	.651	41-75-116	4.1	58	22	26	22	12	205	7.3

DAVIS' SEASON/ CAREER HIGHS

Points

Season 17, twice, recently at Cameron (12/14/09)
Career 17, twice, recently at Cameron (12/14/09)

Rebounds

Season 11, vs. East Central (12/3/09)
Career 11, vs. East Central (12/3/09)

Field Goals

Season 8, at Cameron (12/14/09)
Career 8, at Cameron (12/14/09)

Three-Point Field Goals

Season 2, vs. Missouri-St. Louis (11/21/09)
Career 2, vs. Missouri-St. Louis (11/21/09)

Free Throws

Season 6, vs. Missouri-St. Louis (11/21/09)
Career 6, vs. Missouri-St. Louis (11/21/09)

Assists

Season 3, vs. vs. New Mexico Highlands (12/29/09)
Career 3, vs. vs. New Mexico Highlands (12/29/09)

Blocks

Season 3, twice, recently vs. NM Highlands (12/29/09)
Career 3, twice, recently vs. NM Highlands (12/29/09)

Steals

Season 2, twice, recently at ACU (1/16/10)
Career 2, twice, recently at ACU (1/16/10)

LADARIUS HALL 5

6-2 • 180 • GUARD • SR-1L • THOMASVILLE, GA. (HIGH)



GENERAL

A creative scorer, Hall possesses serious scoring punch, having shown his abilities as both a starter as well as coming off the bench in a sixth-man role.

2009-10

Hall proved his abilities at either

playing the role as the Buffs' sixth man, or making a starting appearance, and has shown his scoring abilities in either role. He stood 13th among LSC free throw percentage leaders and has the ability to nail the three-point shot, as he stood second on the team in that category (40 made) and twice canned five - at Cameron and against Arkansas Tech. Hall has twice drained 23 points, first doing so against Arkansas Tech, then repeating that performance at Cameron. The Georgia native canned 20 points in a starting role at Central Oklahoma and had a game-high 19 points at Abilene Christian and 18 points against Oklahoma Panhandle State. He added 18 points and five rebounds against Southwestern Oklahoma in the Holiday Inn WT Thanksgiving Classic and matched that point total in a reserve role against New Mexico Highlands. Hall also came off the bench to score 14 points (including 8-of-10 free throws) at SWOSU. He tallied 13

points to go with five rebounds against Eastern New Mexico, had 13 points, four assists against TAMU-Commerce and also had 13 points against UT-Permian Basin.

JUNIOR COLLEGE

Hall transferred to WT from Levelland, Texas', South Plains College, where he averaged 10 points, 5 rebounds and 3 assists in 2008-09. He and his team lost in the Region V Championship game, coming within one win from going back to the NJCAA national tournament. As a freshman in 2007-08, he helped lead South Plains College to the NJCAA National Championship, while averaging 3.0 points and 1.4 rebounds per game.

HIGH SCHOOL

Hall averaged 23 points, 5 rebounds and 3 assists for a Thomasville (Ga.) HS team that went 27-1 during the 2006-07 season. While playing for

coach Tyrone Kellogg's Bulldogs, he was a three-time Georgia Player of the Year, participated in the Georgia High School all-Star Game (where he was named MVP) and broke the school's scoring record.

PERSONAL

Hall is majoring in General Studies at WTAMU. He is the son of Glenda Scott and Willie Hall.

HALL GAME-BY-GAME

Opponent	Min.	FG-FGA	3FG-3FA	FT-FTA	REB	PF	Pts.	A	TO	BLK	ST
@New Mexico Highlands	38	2-9	0-2	0-2	0-1-1	3	4	0	1	0	0
vs. Arkansas Tech	35	9-18	5-12	0-1	3-3-6	0	23	1	2	0	0
vs. Missouri-St. Louis	34	1-5	1-5	0-0	1-0-1	1	3	4	3	0	0
@Oklahoma Panhandle State	17	2-5	1-3	1-2	1-3-4	5	6	1	2	0	1
UT-Permian Basin	18	5-9	3-7	0-0	0-1-1	0	13	2	2	0	1
Southwestern Oklahoma	24	5-11	1-4	7-7	0-5-5	2	18	2	0	0	1
East Central	34	3-14	1-7	2-3	1-4-5	3	9	4	2	1	0
Southeastern Oklahoma	24	2-7	1-4	1-2	2-1-3	1	6	3	0	0	0
@Southwestern Oklahoma	27	3-8	0-3	8-19	3-1-4	0	14	0	1	0	0
@Cameron	29	9-13	5-7	0-0	1-3-4	3	23	1	3	0	1
Texas A&M-Commerce	22	5-12	3-7	0-0	1-0-1	0	13	4	1	0	0
New Mexico Highlands	18	5-10	1-3	7-7	1-2-3	5	18	0	0	0	1
Oklahoma Panhandle State	29	6-11	5-10	1-1	0-3-3	2	18	2	3	0	3
@Northeastern State	36	1-11	1-9	0-0	3-0-3	2	3	1	2	0	0
@Central Oklahoma	27	6-12	3-6	5-6	2-1-3	0	20	2	4	0	1
Texas A&M-Kingsville	32	2-8	0-3	6-8	0-2-2	3	10	1	3	1	1
@Abilene Christian	33	6-9	3-6	4-4	1-3-4	0	19	2	3	0	2
@Midwestern State	28	3-8	1-4	8-8	1-2-3	1	15	1	3	0	0
Tarleton State	35	2-5	2-3	5-6	2-3-5	1	11	2	0	0	0
@Angelo State	25	1-4	0-1	0-0	2-5-7	0	2	3	2	0	1
@Eastern New Mexico	33	5-13	1-3	2-3	1-0-1	0	13	0	4	0	0
Eastern New Mexico	26	3-9	0-4	7-8	2-3-5	1	13	0	3	1	1
Midwestern State	25	3-7	1-4	0-2	0-2-2	2	7	3	1	0	0
@Tarleton State	27	3-7	1-3	2-2	0-2-2	4	9	1	3	0	0
Angelo State	33	3-14	0-4	5-8	2-0-2	2	11	4	3	0	1
@Texas A&M-Kingsville	17	0-3	0-3	1-2	0-2-2	2	1	1	1	0	1
Abilene Christian	22	1-8	0-3	8-10	1-4-5	1	10	0	1	0	1
Central Oklahoma	33	1-4	0-3	7-8	0-1-1	0	9	2	0	0	0
Tarleton State	29	7-11	0-4	0-0	1-1-2	1	14	0	1	1	2

HALL'S CAREER STATISTICS AT WEST TEXAS A&M

YEAR	GP-GS	MPG	FG-A	FG%	3FG-A	3FG%	FT-A	FT%	OR-DR-TR	AVG	PF	AST	TO	BL	ST	PTS	AVG
2009-10	29-10	27.9	104-265	.392	40-137	.292	87-110	.791	32-58-90	3.1	45	47	54	4	19	335	11.6

HALL'S SEASON/ CAREER HIGHS

Points

Season 23, twice, recently at Cameron (12/14/09)

Career 23, twice, recently at Cameron (12/14/09)

Rebounds

Season 7, at Angelo State (1/27/10)

Career 7, at Angelo State (1/27/10)

Field Goals

Season 9, twice, recently at Cameron (12/14/09)

Career 9, twice, recently at Cameron (12/14/09)

Three-Point Field Goals

Season 5, there, recently vs. OPSU (1/2/10)

Career 5, there, recently vs. OPSU (1/2/10)

Free Throws

Season 8, three, recently vs. ACU (2/27/10)

Career 8, three, recently vs. ACU (2/27/10)

Assists

Season 4, four, recently vs. Angelo State (2/17/10)

Career 4, four, recently vs. Angelo State (2/17/10)

Blocks

Season 1, three, recently vs. ENMU (2/6/10)

Career 1, three, recently vs. ENMU (2/6/10)

Steals

Season 3, vs. OPSU (1/2/10)

Career 3, vs. OPSU (1/2/10)

JACQUIESE HOLCOMBE 5

6-6 • 200 • FORWARD • SR-1L • ATLANTA, GA. (CREEKSIDE)



GENERAL

Athletically-gifted and always smiling, Holcombe is a proven and versatile play maker at the swing position.

2009-10

Holcombe scored a season-high 17 points, as well as blocking two shots and registering three steals at Northeastern State. One game earlier, he scored 15 points against

Oklahoma Panhandle State, knocking down 7-of-10 shots from the floor, as well as corralling eight rebounds and tallied 14 points against Tarleton State in the LSC semifinals. He earned March 1 LSC Defensive Player of the Week honors after he snared nine rebounds and blocked a pair of shots against Abilene Christian, while, at Angelo State, he grabbed eight offensive rebounds and a season-high 10 total boards. He went 5-of-5 from the floor to tally 10 points along with seven rebounds at Texas A&M-Kingsville. Holcombe had a solid initial outing for the Buffs, tallying 13 points (hitting 5-of-6 shots from the field) to go with eight rebounds over 22 minutes of action. He matched those 13 points, as well as grabbing eight rebounds and eight assists, against East Central. The Atlanta, Ga., native had a complete game against New Mexico Highlands he tallied 11 points, six rebounds and three assists. Against TAMU-Commerce, registering 10 points, eight rebounds, four assist, four steals and two blocks. At the SWOSU Classic, he registered a game-high seven rebound, four steal performance against Arkansas Tech and eight points and five rebounds against Missouri-St. Louis. He

has twice registered a season-high five assists - at OPSU and against SWOSU.

MISSISSIPPI STATE

During 2008-09, Holcombe averaged 3.0 points and 2.0 rebounds per contest in seven games at Mississippi State. During that time, he also shot 57.1 pct. from the floor and 66.7 percent from the charity stripe. After suffering a season-ending injury early in the season, he was granted medical redshirt status.

JUNIOR COLLEGE

Holcombe averaged 13.4 points and 7.3 rebounds per game while at Georgia Perimeter College in Decatur as a National Junior College Athletic Association (NJCAA) Second Team all-American and Region 17 Player of the Year. He helped lead coach Alfred Barney's 23-12 Jaguars to a third straight NJCAA Tournament appearance after winning the District 10 championship and claiming both the Georgia Junior College Athletic Association (GJCAA) regular-season and postseason tournament titles. He capped his collegiate rookie season by

receiving the 2006 NJCAA Charles Seshier Sportsmanship Award at the national tournament in Hutchinson, Kan.

HIGH SCHOOL

Holcombe averaged 27.3 points and 11 rebounds per outing for coach Floyd McRae's Creekside HS (Fairburn, Ga.) Seminoles in 2004-05. A second-team all-city selection, he was also named the South Fulton Player of the Week in January 2005, following a 40-point, 19-rebound performance against McIntosh High.

PERSONAL

A native of Atlanta, Ga., Holcombe is the son of Meshiele Holcombe. He has already received his bachelor's degree in General Studies and is currently pursuing his Teachers Certification at WTAMU.

HOLCOMBE GAME-BY-GAME

Opponent	Min.	FG-FGA	3FG-3FA	FT-FTA	REB	PF	Pts.	A	TO	BLK	ST
@New Mexico Highlands	22	5-6	1-1	2-5	3-5-8	4	13	0	2	0	0
vs. Arkansas Tech	28	1-8	0-1	0-3	5-2-7	0	2	0	5	0	4
vs. Missouri-St. Louis	31	3-8	2-4	0-0	1-4-5	2	8	2	3	1	0
@Oklahoma Panhandle State	34	2-9	0-4	2-3	1-0-1	1	6	5	0	0	1
UT-Permian Basin	20	3-5	0-1	1-1	2-2-4	2	7	3	0	0	0
Southwestern Oklahoma	22	1-3	0-1	0-3	1-0-1	3	2	5	3	2	0
East Central	57	3-5	0-1	7-9	5-3-8	5	13	8	1	2	1
Southeastern Oklahoma	26	2-5	1-4	3-5	1-2-3	3	8	1	3	0	0
@Southwestern Oklahoma	20	3-5	1-2	1-3	1-0-1	4	8	1	1	0	0
@Cameron	10	0-2	0-1	0-0	0-0-0	1	0	0	2	0	0
Texas A&M-Commerce	28	4-7	0-2	2-2	4-4-8	2	10	4	2	2	4
New Mexico Highlands	34	4-9	1-4	2-2	2-4-6	3	11	3	3	1	1
Oklahoma Panhandle State	31	7-10	0-1	1-3	5-3-8	1	15	2	1	0	0
@Northeastern State	31	4-8	1-3	8-9	2-1-3	3	17	0	2	2	3
@Central Oklahoma	17	3-6	1-1	1-4	2-2-4	3	8	1	2	0	1
Texas A&M-Kingsville	28	2-4	1-2	2-2	1-6-7	1	7	2	5	0	3
@Abilene Christian	27	1-4	0-1	0-2	2-4-6	3	2	1	1	0	0
@Midwestern State	20	1-3	0-0	0-2	1-2-3	5	2	0	4	0	0
Tarleton State	28	2-5	0-0	0-1	1-1-2	2	4	1	4	0	4
@Angelo State	17	2-7	0-1	0-0	8-2-10	2	4	2	6	1	2
@Eastern New Mexico	23	1-4	0-1	0-0	3-1-4	3	2	2	2	2	2
Eastern New Mexico	16	3-5	0-1	5-7	3-4-7	1	11	1	1	0	1
Midwestern State	24	1-1	0-0	1-3	3-3-6	3	3	3	2	0	0
@Tarleton State	25	1-3	0-1	0-0	1-3-4	3	2	0	3	0	1
Angelo State	16	2-2	0-0	0-0	4-2-6	4	4	0	1	0	0
@Texas A&M-Kingsville	23	5-5	0-0	0-0	4-3-7	1	10	1	2	1	0
Abilene Christian	23	3-5	0-0	1-4	4-5-9	3	7	0	2	2	1
Central Oklahoma	19	3-4	0-1	2-3	1-3-4	3	8	0	1	0	1
Tarleton State	32	3-6	1-2	7-9	1-3-4	3	14	1	3	0	0

HOLCOMBE'S CAREER STATISTICS AT WEST TEXAS A&M

YEAR	GP-GS	MPG	FG-A	FG%	3FG-A	3FG%	FT-A	FT%	OR-DR-TR	AVG	PF	AST	TO	BL	ST	PTS	AVG
2009-10	29-17	25.2	75-154	.487	10-41	.441	48-85	.565	73-74-147	5.1	74	49	67	16	30	208	7.2

HOLCOMBE'S SEASON/ CAREER HIGHS

Points

Season 17, at NSU (11/7/10)
Career 17, at NSU (11/7/10)

Rebounds

Season 10, at Angelo State (1/27/10)
Career 10, at Angelo State (1/27/10)

Field Goals

Season 7, vs. OPSU (1/2/10)
Career 7, vs. OPSU (1/2/10)

Three-Point Field Goals

Season 1, four, recently at UCO (1/9/10)
Career 1, four, recently at UCO (1/9/10)

Free Throws

Season 8, at NSU (11/7/10)
Career 8, at NSU (11/7/10)

Assists

Season 5, twice, recently vs. SWOSU (1/28/09)
Career 5, twice, recently vs. SWOSU (1/28/09)

Blocks

Season 2, three, recently vs. ACU (2/27/10)
Career 2, three, recently vs. ACU (2/27/10)

Steals

Season 4, twice, recently vs. Tarleton St. (1/23/10)
Career 4, twice, recently vs. Tarleton St. (1/23/10)

DONNIE KIDD 44

6-5 • 195 • FORWARD • SR-1L • FALLON, NEV. (CHURCHILL COUNTRY)



GENERAL

Kidd lends the Buffaloes a veteran presence to their inside game.

2009-10

Kidd registered his season scoring high when tallied nine points at Abilene Christian, hitting four-of-six shots from the floor. He has scored

eight points on three occasions, those coming at Angelo State (in a starting role), against Oklahoma Panhandle State as well as against East Central. He also knocked down five points to go with six rebounds at SWOSU. He grabbed six rebounds, along with two points and two blocked shots, during the Buffs' season-opener at New Mexico Highlands. Kidd followed with three boards against Arkansas Tech and four rebounds versus Missouri-St. Louis. For the season, he has four six-rebound contests (at NM Highlands, vs. UT-Permian Basin, at Southwestern Oklahoma and at Central Oklahoma).

JUNIOR COLLEGE

While playing for coach Randy Rick's Golden Eagle squad at Feather River, Kidd averaged 11 points, 9 rebounds and 3 assists per outing. In doing so, he garnered first-team all-conference and helped the team advance to the GVC Championship game.

HIGH SCHOOL

Kidd earned first-team all-Conference honors while averaging 15 points and 9 rebounds per game for coach Corey Williams' Fallon (Nev.) Churchill County HS squad.

PERSONAL

Kidd is a General Studies major at WTAMU and is the son of Apra and Don Kidd.

KIDD GAME-BY-GAME

Opponent	Min.	FG-FGA	3FG-3FA	FT-FTA	REB	PF	Pts.	A	TO	BLK	ST
@New Mexico Highlands	15	1-1	0-0	0-2	3-3-6	4	2	1	1	2	0
vs. Arkansas Tech	14	0-1	0-0	2-2	1-2-3	2	2	1	1	0	0
vs. Missouri-St. Louis	11	1-1	0-0	0-0	3-1-4	0	2	0	3	0	0
@Oklahoma Panhandle State	14	1-3	0-0	0-0	0-1-1	3	2	0	0	0	0
UT-Permian Basin	20	2-3	0-0	0-0	2-4-6	1	4	3	2	1	2
Southwestern Oklahoma	9	0-1	0-0	0-0	1-0-1	3	0	0	2	0	0
East Central	11	3-3	0-0	2-4	3-2-5	0	8	0	1	0	0
Southeastern Oklahoma	9	0-0	0-0	0-0	1-1-2	1	0	0	1	0	0
@Southwestern Oklahoma	14	2-4	0-0	1-2	2-4-6	4	5	1	2	0	0
@Cameron	8	0-0	0-0	0-2	0-0-0	2	0	0	0	0	0
Texas A&M-Commerce	11	0-1	0-0	0-0	1-2-3	1	0	0	1	1	1
New Mexico Highlands	14	0-2	0-0	0-0	1-0-1	3	0	0	2	0	0
Oklahoma Panhandle State	16	4-7	0-0	0-0	4-1-5	2	8	1	0	0	0
@Northeastern State	9	0-0	0-0	0-1	1-1-2	1	0	0	0	0	1
@Central Oklahoma	18	0-1	0-0	1-4	2-4-6	3	1	1	2	0	0
Texas A&M-Kingsville	9	0-2	0-0	0-0	2-1-3	0	0	0	2	0	0
@Abilene Christian	11	4-6	0-0	1-2	1-2-3	3	9	0	0	1	0
@Midwestern State	10	2-3	0-0	1-2	2-1-3	2	5	0	0	0	1
Tarleton State	25	3-5	0-0	0-4	4-1-5	2	6	1	0	0	0
@Angelo State	6	4-6	0-0	0-0	1-2-3	3	8	0	1	0	0
@Eastern New Mexico	12	0-0	0-0	0-0	1-1-2	1	0	0	0	0	1
Eastern New Mexico	10	1-1	0-0	0-0	1-3-4	2	2	0	0	0	0
Midwestern State	3	0-2	0-0	0-0	0-0-0	0	0	0	0	0	0
@Tarleton State	5	0-0	0-0	0-0	0-1-1	3	0	0	1	0	0
Angelo State	2	0-0	0-0	0-0	0-0-0	1	0	0	0	0	0
@Texas A&M-Kingsville	2	0-1	0-0	0-0	0-0-0	1	0	0	1	0	0
Abilene Christian	1	0-0	0-0	0-0	0-0-0	0	0	0	0	0	0
Central Oklahoma	4	1-1	0-0	0-2	1-0-1	3	2	0	0	1	1
Tarleton State	DNP										

KIDD'S CAREER STATISTICS AT WEST TEXAS A&M

YEAR	GP-GS	MPG	FG-A	FG%	3FG-A	3FG%	FT-A	FT%	OR-DR-TR	AVG	PF	AST	TO	BL	ST	PTS	AVG
2009-10	28-1	10.5	29-55	.527	0-0	.000	8-27	.296	38-38-76	2.7	51	9	23	6	7	66	2.4

KIDD'S SEASON/ CAREER HIGHS

Points

Season 9, at Abilene Christian (1/16/10)
Career 9, at Abilene Christian (1/16/10)

Rebounds

Season 6, four, recently at UCO (1/9/10)
Career 6, four, recently at UCO (1/9/10)

Field Goals

Season 4, twice, recently at Angelo State (1/27/10)
Career 4, twice, recently at Angelo State (1/27/10)

Three-Point Field Goals

Season 0
Career 0

Free Throws

Season 2, twice, recently vs. East Central (12/3/09)
Career 2, twice, recently vs. East Central (12/3/09)

Assists

Season 3, vs. UT-Permian Basin (11/27/09)
Career 3, vs. UT-Permian Basin (11/27/09)

Blocks

Season 2, at New Mexico Highlands (11/17/09)
Career 2, at New Mexico Highlands (11/17/09)

Steals

Season 2, vs. UT-Permian Basin (11/27/09)
Career 2, vs. UT-Permian Basin (11/27/09)

JOE MINCEY 5

6-3 • 200 • GUARD • SR-1L • BRUNSWICK, GA. (GLYN ACADEMY)



GENERAL

This Georgia native gives the Buffaloes explosive scoring potential at either a guard a small forward slot.

2009-10

Mincey, who has missed three games (Oklahoma Panhandle State, Central

Oklahoma and the majority of the Northeastern State game) due to an ankle sprain, proved be the Buffs' most prolific offensive performer, as he ranked among LSC scoring leaders (20th) as well as standing 10th among LSC free throw percentage leaders. He had a pair of 30-point outings this season, having hit a career-high 33 points (including hitting 17-of-20 free throws) against East Central and scoring 30 points (hitting 10-of-16 from the field and 10-of-12 from the line) against Angelo State. He recorded his first career double-double when he notched 14 points and 10 rebounds at OPSU. He showed his potential during his initial outing as a Buff, scoring 23 points (including his hitting 11-of-13 free throws) and grabbing seven rebounds in 40 minutes at New Mexico Highlands. Mincey backed that up with a 17-point, two-assist game against Arkansas Tech. He then popped the nets for a team-high 19

points against Missouri-St. Louis and 18 points against Tarleton State. The Brunswick, Ga., native recorded his third 20-point outing of the season with a 20-point, three-assist, two-steal night against TAMU-Commerce.

JUNIOR COLLEGE

Mincey joined the WT Basketball program from the College of Coastal Georgia. While at the Brunswick, Ga., institution, he averaged 14 points, 6 rebounds and 4 assists to earn team MVP honors.

HIGH SCHOOL

An all-Region and second team all-State selection while playing for coach Dan Moore's Glyn Academy squad, Mincey helped lead the Red Terror's to a 26-3 mark as a senior. Playing the small forward position, he averaged 15 points, 10 rebounds and four assists as a senior in 2005-06.

PERSONAL

Mincey is majoring in Sports & Exercise Sciences at WTAMU. He is the son of Elnora and Ava Mincey.

MINCEY GAME-BY-GAME

Opponent	Min.	FG-FGA	3FG-3FA	FT-FTA	REB	PF	Pts.	A	TO	BLK	ST
@New Mexico Highlands	40	6-15	0-1	11-13	7	1	23	1	1	1	0
vs. Arkansas Tech	34	4-7	1-1	8-10	2-2-4	1	17	2	3	0	1
vs. Missouri-St. Louis	39	7-14	2-5	3-5	1-2-3	1	19	0	0	0	0
@Oklahoma Panhandle State	43	4-11	0-3	6-9	2-8-10	5	14	0	3	0	0
UT-Permian Basin	25	1-4	0-0	7-8	1-3-4	0	9	0	2	0	0
Southwestern Oklahoma	32	4-9	0-1	5-6	3-5-8	2	13	2	3	0	1
East Central	62	8-16	0-1	17-20	3-4-7	3	33	0	6	0	0
Southeastern Oklahoma	19	1-3	0-1	2-2	3-1-4	3	4	2	4	0	1
@Southwestern Oklahoma	33	2-5	0-1	9-10	0-0-0	2	13	2	2	0	3
@Cameron	19	0-2	0-0	3-5	1-1-2	3	3	2	3	0	1
Texas A&M-Commerce	32	4-7	0-2	2-2	4-4-8	2	10	4	2	2	4
New Mexico Highlands	11	0-4	0-1	5-6	1-0-1	0	5	3	0	1	0
Oklahoma Panhandle State	INJ										
@Northeastern State	12	0-4	0-1	0-0	1-2-3	0	0	0	0	0	0
@Central Oklahoma	INJ										
Texas A&M-Kingsville	20	4-8	1-1	2-2	1-2-3	4	11	1	5	0	0
@Abilene Christian	16	0-1	0-0	0-0	1-2-3	2	0	0	3	0	0
@Midwestern State	22	1-7	0-0	12-16	4-1-5	2	14	0	3	0	0
Tarleton State	28	4-9	0-2	10-10	0-2-2	1	18	1	2	0	1
@Angelo State	30	5-7	0-0	6-6	2-1-3	2	16	2	3	0	1
@Eastern New Mexico	13	1-5	1-1	0-0	2-4-6	2	3	3	1	0	0
Eastern New Mexico	27	3-6	1-1	4-6	2-1-3	2	11	2	4	0	1
Midwestern State	30	3-4	0-0	3-4	0-4-4	3	9	1	4	0	1
@Tarleton State	27	2-6	1-1	4-5	1-3-4	3	9	1	3	0	1
Angelo State	36	10-16	0-1	10-12	2-4-6	2	30	1	0	0	1
@Texas A&M-Kingsville	31	5-8	1-2	3-3	1-1-2	0	14	4	0	0	2
Abilene Christian	25	3-5	0-0	0-1	2-4-6	0	6	2	2	0	2
Central Oklahoma	30	4-11	2-2	4-6	4-1-5	4	14	1	3	0	0
Tarleton State	22	2-5	1-1	0-0	0-2-2	5	5	0	4	0	0

MINCEY'S CAREER STATISTICS AT WEST TEXAS A&M

YEAR	GP-GS	MPG	FG-A	FG%	3FG-A	3FG%	FT-A	FT%	OR-DR-TR	AVG	PF	AST	TO	BL	ST	PTS	AVG
2009-10	27-23	28.1	90-203	.443	13-32	.406	140-175	.800	45-64-109	4.0	55	36	64	2	19	333	12.3

MINCEY'S SEASON/ CAREER HIGHS

Points

Season 33, vs. East Central (12/3/09)
 Career 33, vs. East Central (12/3/09)

Rebounds

Season 10, at OPSU (11/24/09)
 Career 10, at OPSU (11/24/09)

Field Goals

Season 8, vs. East Central (12/3/09)
 Career 8, vs. East Central (12/3/09)

Three-Point Field Goals

Season 2, twice, recently vs. UCO (3/3/10)
 Career 2, twice, recently vs. UCO (3/3/10)

Free Throws

Season 17, vs. East Central (12/3/09)
 Career 17, vs. East Central (12/3/09)

Assists

Season 3, three, recently at ENMU (2/3/10)
 Career 3, three, recently at ENMU (2/3/10)

Blocks

Season 1, at New Mexico Highlands
 (11/17/09)
 Career 1, at New Mexico Highlands
 (11/17/09)

Steals

Season 3, at SWOSU (12/12/09)
 Career 3, at SWOSU (12/12/09)

JUSTIN TUBB 30

6-5 • 220 • GUARD • SO-1L • LENORAH, TEXAS (GRADY)



GENERAL

This physical forward will be looking to display his talents after missing a large portion of the 2009-10 season due to a knee injury.

2009-10

Tubb suffered a season-ending knee injury in the Buffs' Jan. 23 contest

against Tarleton State. Prior to that point, he had seen action in 12 contests. He came off the bench to tally three points (on a three-point shot) and four rebounds in 17 minutes of activity in the Buffs' season-opening contest at New Mexico Highlands. In a similar role against Arkansas Tech, he contributed four points, three rebounds and one assist. Tubb also pulled down a pair of rebounds in five minute of action at Central Oklahoma and grabbed one rebound and blocked a shot at Midwestern State.

JUNIOR COLLEGE

Tubb sat out the 2008-09 season as a redshirt at Midland (Texas) College. While there, he was a member of the squad that was runner-up in the NCAA National tournament.

HIGH SCHOOL

Tubb attended Grady (Lenorah, Texas) HS. While playing for coach Shawn

Harrison's Wildcats, he averaged 20 points and 11 rebounds to help lead the team to a 22-3 record. He was selected TABC first team all-State, all-Region and was District 8-1A Most Valuable Player. A football letterwinner, as well, he was selected as Texas Six-Man Player of the Year, while also being honored as Class of 2008 Valedictorian.

PERSONAL

Tubb is majoring in Pre-Mechanical Engineering at WTAMU. He is the son of Rhonda and Johnny Tubb of Lenorah, Texas.

TUBB GAME-BY-GAME

Opponent	Min.	FG-FGA	3FG-3FA	FT-FTA	REB	PF	Pts.	A	TO	BLK	ST
@New Mexico Highlands	17	1-2	1-2	0-0	1-3-4	3	3	0	0	0	0
vs. Arkansas Tech	9	1-1	1-1	1-2	2-1-3	0	4	1	1	0	0
vs. Missouri-St. Louis	DNP										
@Oklahoma Panhandle State	3	0-2	0-0	0-0	0-1-1	0	0	0	1	0	0
UT-Permian Basin	7	0-0	0-0	0-0	0-0-0	1	0	1	0	0	0
Southwestern Oklahoma	1	0-0	0-0	0-0	0-0-0	0	0	0	0	0	0
East Central	DNP										
Southeastern Oklahoma	DNP										
@Southwestern Oklahoma	DNP										
@Cameron	DNP										
Texas A&M-Commerce	DNP										
New Mexico Highlands	1	0-0	0-0	0-0	0-1-1	0	0	0	0	0	0
Oklahoma Panhandle State	4	0-1	0-0	0-2	1-0-1	0	0	0	0	0	0
@Northeastern State	DNP										
@Central Oklahoma	5	0-0	0-0	0-1	0-2-2	0	0	0	0	0	0
Texas A&M-Kingsville	6	1-1	0-0	0-0	0-1-1	1	2	0	1	0	0
@Abilene Christian	2	0-0	0-0	0-0	0-0-0	0	0	1	0	0	0
@Midwestern State	4	0-0	0-0	0-0	0-1-1	1	0	0	0	1	0
Tarleton State	1	0-0	0-0	0-0	0-0-0	1	0	0	0	0	0
@Angelo State	INJ										
@Eastern New Mexico	INJ										
Eastern New Mexico	INJ										
Midwestern State	INJ										
@Tarleton State	INJ										
Angelo State	INJ										
@Texas A&M-Kingsville	INJ										
Abilene Christian	INJ										
Central Oklahoma	INJ										
Tarleton State	INJ										

TUBB'S CAREER STATISTICS AT WEST TEXAS A&M

YEAR	GP-GS	MPG	FG-A	FG%	3FG-A	3FG%	FT-A	FT%	OR-DR-TR	AVG	PF	AST	TO	BL	ST	PTS	AVG
2009-10	12-0	5.0	3-7	.429	2-3	.667	1-5	.200	4-10-14	1.2	7	3	3	1	0	9	0.8

TUBB'S SEASON/ CAREER HIGHS

Points

Season 4, vs. Arkansas Tech (11/20/09)
Career 4, vs. Arkansas Tech (11/20/09)

Rebounds

Season 4, at New Mexico Highlands (11/17/09)
Career 4, at New Mexico Highlands (11/17/09)

Field Goals

Season 1, three, recently vs. TAMU-K (1/13/10)
Career 1, three, recently vs. TAMU-K (1/13/10)

Three-Point Field Goals

Season . . . 1, twice, recently vs. Arkansas Tech (11/20/09)
Career . . . 1, twice, recently vs. Arkansas Tech (11/20/09)

Free Throws

Season 1, vs. Arkansas Tech (11/20/09)
Career 1, vs. Arkansas Tech (11/20/09)

Assists

Season . . . 1, threee, recently at ACU (1/16/10)
Career . . . 1, threee, recently at ACU (1/16/10)

Blocks

Season 1, at Midwestern State (1/20/10)
Career 1, at Midwestern State (1/20/10)

Steals

Season 0
Career 0

MASON WHITE 32

6-2 • 215 • GUARD • SO-1L • AMARILLO, TEXAS (RANDALL)



GENERAL

This local product came into his own during the 2009-10 season's stretch run, earning a starting role at the small forward position.

2009-10

White saw action in 22 games, including having made 12 starting

appearances. He tied his career high with seven points to go with a career-best five rebounds at Texas A&M-Kingsville. He dished a career-best four assists against Abilene Christian and hauled in four rebounds to go with a pair of assists against ENMU. At ENMU, he tallied seven points and grabbed three rebounds. At Angelo State, White tallied five points, hitting a pair of field goals to go with one free throw. Against Oklahoma Panhandle State, he scored four points, hitting 2-of-2 from the field. White hauled down three rebounds, to go along with a pair of made free throws, at Central Oklahoma. And, against UT-Permian Basin, he hit a field goal and grabbed two rebounds while also registering a steal at SWOSU and grabbing a pair of rebounds at Cameron.

2008-09

White redshirted during the 2008-09 season while rehabbing a shoulder injury.

HIGH SCHOOL

White was a key member of the fifth-ranked Canyon (Texas) Randall High program. He saw action in 22 contest during 2007-08, averaging 16.5 points and 5.4 rebounds, 1.7 blocks per contest and earning all-District and all-Region honors.

PERSONAL

White is the son of Karen and Steve White of Amarillo, Texas. He is majoring in Criminal Justice at WTAMU.

WHITE GAME-BY-GAME

Opponent	Min.	FG-FGA	3FG-3FA	FT-FTA	REB	PF	Pts.	A	TO	BLK	ST
@New Mexico Highlands	DNP										
vs. Arkansas Tech	DNP										
vs. Missouri-St. Louis	DNP										
@Oklahoma Panhandle State	DNP										
UT-Permian Basin	3	1-1	0-0	0-0	1-1-2	1	2	0	0	0	0
Southwestern Oklahoma	1	0-0	0-0	0-0	0-0-0	0	0	0	0	0	0
East Central	1	0-0	0-0	0-0	0-0-0	0	0	0	0	0	0
Southeastern Oklahoma	DNP										
@Southwestern Oklahoma	9	0-0	0-0	0-0	0-0-0	0	0	0	0	0	1
@Cameron	13	0-1	0-1	0-0	1-1-2	1	0	1	0	0	0
Texas A&M-Commerce	3	0-1	0-1	0-0	0-0-0	1	0	0	0	0	0
New Mexico Highlands	1	0-0	0-0	0-0	0-0-0	0	0	0	0	0	0
Oklahoma Panhandle State	7	2-2	0-0	0-1	1-0-1	1	4	0	1	0	0
@Northeastern State	3	0-0	0-0	0-0	0-0-0	0	0	0	0	0	0
@Central Oklahoma	13	0-1	0-0	2-2	2-1-3	1	2	0	0	0	0
Texas A&M-Kingsville	DNP										
@Abilene Christian	DNP										
@Midwestern State	2	0-0	0-0	0-0	0-0-0	0	0	0	0	0	0
Tarleton State	8	1-2	0-1	0-1	0-0-0	3	2	1	0	0	0
@Angelo State	11	2-2	0-0	1-2	1-0-1	3	5	0	0	0	0
@Eastern New Mexico	18	3-6	1-2	0-1	1-2-3	2	7	0	0	0	0
Eastern New Mexico	25	0-1	0-1	0-0	1-3-4	2	0	2	2	0	0
Midwestern State	15	1-1	1-1	0-0	0-0-0	3	3	0	1	0	0
@Tarleton State	15	0-1	0-0	0-0	0-0-0	4	0	0	0	0	0
Angelo State	5	0-0	0-0	1-4	1-0-1	2	1	0	0	0	0
@Texas A&M-Kingsville	19	3-4	0-0	1-2	1-4-5	1	7	0	2	0	1
Abilene Christian	21	2-4	0-1	0-0	2-0-2	1	4	4	1	0	0
Central Oklahoma	6	0-0	0-0	0-0	1-0-1	3	0	0	0	0	0
Tarleton State	3	0-0	0-0	0-0	0-0-0	2	0	0	0	0	0

WHITE'S CAREER STATISTICS AT WEST TEXAS A&M

YEAR	GP-GS	MPG	FG-A	FG%	3FG-A	3FG%	FT-A	FT%	OR-DR-TR	AVG	PF	AST	TO	BL	ST	PTS	AVG
2009-10	22-12	9.2	15-27	.556	2-8	.250	5-13	.385	13-12-25	1.1	31	8	7	0	2	37	1.7

WHITE'S SEASON/ CAREER HIGHS

Points

Season 7, twice, recently at TAMU-K (2/24/10)
Career 7, twice, recently at TAMU-K (2/24/10)

Rebounds

Season 5, at Texas A&M-Kingsville (2/24/10)
Career 5, at Texas A&M-Kingsville (2/24/10)

Field Goals

Season 3, twice, recently at TAMU-K (2/24/10)
Career 3, twice, recently at TAMU-K (2/24/10)

Three-Point Field Goals

Season 1, twice, recently at TAMU-K (2/24/10)
Career 1, twice, recently at TAMU-K (2/24/10)

Free Throws

Season 2, at UCO (1/9/10)
Career 2, at UCO (1/9/10)

Assists

Season 4, vs. Abilene Christian (2/27/10)
Career 4, vs. Abilene Christian (2/27/10)

Blocks

Season 0
Career 0

Steals


Season 1, twice, recently at TAMU-K (2/24/10)
Career 1, twice, recently at TAMU-K (2/24/10)

2010-11 BUFFALO NEWCOMERS

COURTNEY CARR

6-7 • 210 • FORWARD • JR-TR • SELMA, ALA. (HIGH/SHELTON STATE CC)

#40



GENERAL

This Alabama native has the ability to play any of the inside positions on the floor, having enjoyed a standout career in the juco ranks at both power forward and center.

JUNIOR COLLEGE

Carr comes to WT from Shelton State Community College, where he averaged 12.4 points per game, 9.0 rebounds per game, and 1.9 blocks. He was named to the 2009-10 NCJAA All-America team as an honorable mention selection.

HIGH SCHOOL

As a small forward for Coach Willie Matey's Selma (Ala.) squad, Carr helped guide the Saints to a 26-6 record in 2007-08.

PERSONAL

Carr is a General Studies major at WTAMU and is the son of Patricia Carr.

LIONEL FOSTER

6-1 • 190 • GUARD • JR-TR • HOUSTON, TEXAS (ALIEF HASTINGS/UALR)

#12



GENERAL

A Division I transfer, Foster looks to lend his experienced point guard skills to the WT lineup.

PREVIOUS SCHOOL

Foster transfers from Arkansas-Little Rock, where he averaged 2.1 points per game, four assists and 2.6 rebounds per game in 2009-10. As a true freshman in 2008-09, he appeared in 26 games, making six starts, averaging 1.5 points, 1.5 assists and 10.2 minutes per game. He had a career-high nine points and six in 39 minutes against North Texas. He had a pair of buzzer-beating three-pointers in '08-09, with both coming from beyond half court - he did so just past midcourt at the end of the game against Western Kentucky, then turned the feat again at South Alabama, beating the buzzer to end the first half. Foster was a member of the 2008-09 Sun Belt Conference Academic Honor Roll for achiev-

ing a grade point average of 3.0 to 3.9.

HIGH SCHOOL

A native of Houston, Texas, Foster starred at Alief Hastings High School, earning the District 19-5A Defensive Player of the Year and Alief Hastings team Most Valuable Player honors. As a senior, he averaged 11 points, 6.5 assists and nearly three steals per game. He earned all-district accolades during his junior and senior seasons. His junior season saw Alief Hastings ranked number one in the state during the regular season and ended the year with a 31-6 record while advancing to the State semifinals.


PERSONAL

Foster is majoring in Sports & Exercise Sciences at WTAMU. He is the son of Jillian McLean and David Foster.

GREG GRANT

6-6 • 240 • FORWARD • JR-TR • RICHMOND, VA. (HUGUENOT/MANATEE CC)

#54



GENERAL

A Virginia native, Grant has the physical tools to give the Buffs a solid, physical presence under the basket.

JUNIOR COLLEGE

Grant transfers from Manatee Community College, where he averaged eight points and six rebounds per game. A preseason first-team all-conference selection, he helped lead Reggie Bellamy's Lancers to a 2009-10 conference tournament championship.

HIGH SCHOOL

Grant was the Dominion District Player of the Year and a first-team all-region and all-district player as a power forward and center at Richmond (Va.) Huguenot HS in 2006-07. He averaged 19

points, eight rebounds and two steals to garner honorable mention all-state honors while leading the Falcons to a 20-4 record.. Solid in the classroom, Grant was an Honor Roll member while at Huguenot HS.

PERSONAL

Grant is majoring in Athletic Training at WTAMU. He is the son of Eve and Greg Grant.

2010-11 BUFFALO NEWCOMERS

DAVID HENDERSON

#3

6-0 • 165 • GUARD • JR-TR • CHANDLER, ARIZ. (HAMILTON/MESA CC)



GENERAL

The talented Henderson has the skills to play either the point or shooting guard positions.

JUNIOR COLLEGE

Henderson transferred to WT from Mesa (Ariz.) Community College, where he averaged 4.2 points per game, 5.5 assists per game, and 2.3 rebounds per game. During his time at Mesa CC, he helped the Thunderbirds to a regional championship

HIGH SCHOOL

As a junior at Chandler (Ariz.) Hamilton HS, Henderson was a member of the Huskies' Class 5A, Division I regional championship squad. He was an all-region honorable mention selection, as well as being recipient of the school's Leadership Award.

PERSONAL

Henderson is a Corporate Communications major at WTAMU. He is the son of Susan and David Henderson III.

ROD LITTLE

#2

6-2 • 200 • GUARD • JR-TR • MOSS POINT, MISS. (HIGH/PEARL RIVER CC)



GENERAL

This Mississippi native looks to bring his high-scoring brand of guard play to the Buffs' back court.

JUNIOR COLLEGE

While at Pearl River Community College, Little averaged 6.8 points per game and 2.8 rebounds per game, earning all-State honors in 2009-10. He led the Wildcats to an MACJC championship and a berth in the NJCAA postseason tournament and a record of 24-5 after falling to Itawamba in the Region 23 semifinals.

HIGH SCHOOL

Little averaged 20 points per outing and was named Best Offensive Player and Class 5A Most Valuable Player as a senior at Moss Point (Miss.) HS. He led coach Dale Brown's Tigers to a 34-5

record as a senior in 2007-08 and a state Top-20 ranking.

PERSONAL

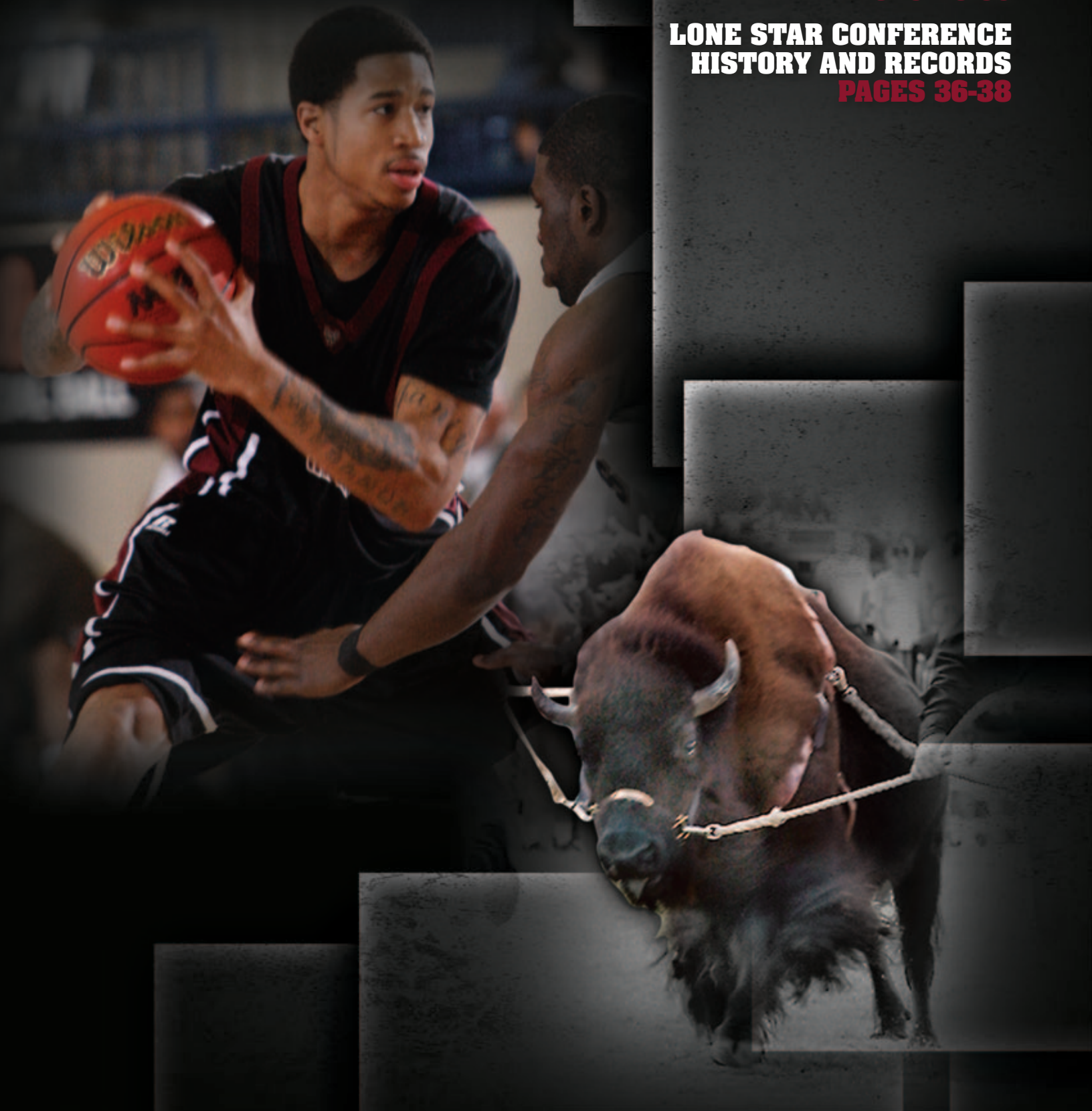
Little is majoring in General Studies at WTAMU. He is the son of Marilyn Matthews and Rod Little, Sr.

2009-10 IN REVIEW

2009-10 SEASON STATS
PAGES 24-27

2009-10 GAME BY GAME BOX SCORES
PAGES 28-35

LONE STAR CONFERENCE
HISTORY AND RECORDS
PAGES 36-38





2009-10 SEASON STATISTICS

ALL GAMES

RECORD:	OVERALL	HOME	AWAY	NEUTRAL
ALL GAMES	16-13	12-1	3-9	1-3
CONFERENCE	6-6	5-1	1-5	0-0
NON-CONFERENCE	10-7	7-0	2-4	1-3

NO.	PLAYER	TOTAL					3-PTS			REBOUNDS							PF	FO	A	TO	BLK	STL	PTS	AVG		
		GP	GS	MIN	AVG	FG	FGA	PCT	3FG	FGA	PCT	FT	FTA	PCT	OFF	DEF									TOT	AVG
24	BURNS,Nick	29	29	1027	35.4	108	296	.365	61	190	.321	81	109	.743	22	99	121	4.2	74	2	100	75	3	46	358	12.3
14	MINCEY,Joe	27	23	758	28.1	90	203	.443	13	32	.406	140	175	.800	45	64	109	4.0	55	2	36	64	2	19	333	12.3
05	HALL,LaDarius	29	10	810	27.9	104	265	.392	40	137	.292	87	110	.791	32	58	90	3.1	45	2	47	54	4	19	335	11.6
40	DOTSON,Bijan	29	28	624	21.5	111	189	.587	0	0	.000	73	107	.682	60	112	172	5.9	124	14	16	58	26	19	295	10.2
42	DAVIS,Alex	28	5	505	18.0	82	187	.439	13	42	.310	28	43	.651	41	75	116	4.1	58	2	22	26	22	12	205	7.3
01	HOLCOMBE,Jacque	29	17	732	25.2	75	154	.487	10	41	.244	48	85	.565	73	74	147	5.1	74	2	49	67	16	30	208	7.2
22	TUCKER,Chris	26	20	606	23.3	50	129	.388	25	74	.338	44	54	.815	10	54	64	2.5	75	5	65	70	1	20	169	6.5
03	PRYOR, DeVonte	7	0	38	5.4	8	12	.667	0	0	.000	8	16	.500	3	1	4	0.6	11	0	8	4	0	2	24	3.4
44	KIDD,Donnie	28	1	293	10.5	29	55	.527	0	0	.000	8	27	.296	38	38	76	2.7	51	0	9	23	6	7	66	2.4
30	FERNANDEZ,Tory	28	0	267	9.5	15	36	.417	2	8	.250	18	36	.500	18	17	35	1.3	37	1	32	25	0	9	50	1.8
32	WHITE,Mason	22	12	202	9.2	15	27	.556	2	8	.250	5	13	.385	13	12	25	1.1	31	0	8	7	0	2	37	1.7
20	ASHMORE,Jordan	13	0	58	4.5	4	17	.235	4	17	.235	3	4	.750	4	4	8	0.6	8	0	6	1	0	1	15	1.2
52	TUBB,Justin	12	0	60	5.0	3	7	.429	2	3	.667	1	5	.200	4	10	14	1.2	7	0	3	3	1	0	9	0.8
34	COGBURN,Kendall	7	0	19	2.7	1	6	.167	0	2	.000	0	0	.000	2	2	4	0.6	2	0	0	2	1	1	2	0.3
TM	TEAM.....																44	49	93	3.2	0		9		0	
	Total.....	29				695	1583	.439	172	554	.310	544	784	.694	409	669	1078	37.2	652	30	401	488	82	187	2106	72.6
	Opponents.....	29				681	1562	.436	154	468	.329	530	766	.692	341	603	944	32.6	652	-	338	443	82	219	2046	70.6

SCORE BY PERIODS:	1ST	2ND	OT	OT2	OT3	TOTAL	DEADBALL REBOUNDS:	OFF	DEF	TOTAL
West Texas A&M	910	1146	28	5	17	2106	West Texas A&M	114	3	117
Opponents	886	1111	35	5	9	2046	Opponents	104	2	106

LONE STAR CONFERENCE GAMES

NO.	PLAYER	TOTAL					3-PTS			REBOUNDS							PF	FO	A	TO	BLK	STL	PTS	AVG		
		GP	GS	MIN	AVG	FG	FGA	PCT	3FG	FGA	PCT	FT	FTA	PCT	OFF	DEF									TOT	AVG
24	BURNS,Nick	12	12	439	36.6	46	135	.341	27	84	.321	31	43	.721	10	48	58	4.8	33	1	41	34	0	18	150	12.5
14	MINCEY,Joe	12	9	305	25.4	41	82	.500	5	9	.556	54	65	.831	18	29	47	3.9	23	0	18	30	0	10	141	11.8
05	HALL,LaDarius	12	4	336	28.0	32	95	.337	9	41	.220	48	61	.787	12	28	40	3.3	17	0	18	27	2	8	121	10.1
40	DOTSON,Bijan	12	11	254	21.2	45	81	.556	0	0	.000	29	49	.592	32	50	82	6.8	47	4	8	26	15	10	119	9.9
22	TUCKER,Chris	12	11	295	24.6	22	55	.400	11	34	.324	19	26	.731	4	29	33	2.8	37	3	28	35	0	7	74	6.2
42	DAVIS,Alex	11	0	159	14.5	25	63	.397	1	6	.167	8	13	.615	19	19	38	3.5	22	1	6	11	6	4	59	5.4
01	HOLCOMBE,Jacque	12	3	270	22.5	24	48	.500	1	7	.143	9	21	.429	35	36	71	5.9	31	1	13	33	6	14	58	4.8
32	WHITE,Mason	10	9	139	13.9	12	21	.571	2	6	.333	3	10	.300	7	9	16	1.6	21	0	7	6	0	1	29	2.9
03	PRYOR, DeVonte	4	0	18	4.5	5	5	1.000	0	0	.000	1	8	.125	2	0	2	0.5	6	0	6	3	0	0	11	2.8
44	KIDD,Donnie	12	1	96	8.0	14	26	.538	0	0	.000	2	8	.250	12	12	24	2.0	18	0	1	5	1	2	30	2.5
30	FERNANDEZ,Tory	12	0	93	7.8	5	12	.417	0	2	.000	10	17	.588	9	7	16	1.3	14	0	9	10	0	2	20	1.7
34	COGBURN,Kendall	2	0	5	2.5	1	1	1.000	0	0	.000	0	0	.000	0	0	0	0.0	0	0	0	0	0	0	2	1.0
52	TUBB,Justin	4	0	13	3.3	1	1	1.000	0	0	.000	0	0	.000	0	2	2	0.5	3	0	1	1	1	0	2	0.5
20	ASHMORE,Jordan	2	0	3	1.5	0	1	.000	0	1	.000	0	0	.000	0	0	0	0.0	1	0	0	0	0	0	0	0.0
TM	TEAM.....																12	20	32	2.7	0		3		0	
	Total.....	12				273	626	.436	56	190	.295	214	321	.667	172	289	461	38.4	273	10	156	224	31	76	816	68.0
	Opponents.....	12				255	615	.415	61	191	.319	232	332	.699	131	235	366	30.5	279	-	135	189	35	106	803	66.9

SCORE BY PERIODS:	1ST	2ND	OT	TOTAL	DEADBALL REBOUNDS:	OFF	DEF	TOTAL
West Texas A&M	368	446	2	816	West Texas A&M	51	1	52
Opponents	339	459	5	803	Opponents	39	2	41



2009-10 SEASON RESULTS

DATE	OPPONENT	SCORE	ATTEND	HIGH POINTS	HIGH REBOUNDS
11/17/09	at New Mexico Highlands	W 89-87 (ot)	450	(28)BURNS,Nick	(9)DOTSON,Bijan
11/20/09	\$ Arkansas Tech	63-78 L	100	(23)HALL,LaDarius	(7)HOLCOMBE,Jacquiese
11/21/09	\$ Missouri-St. Louis	64-81 L	200	(19)MINCEY,Joe	(5)DAVIS,Alex (5)HOLCOMBE,Jacquiese
11/24/09	at Oklahoma Panhandle St.	71-77 L (ot)	362	(15)BURNS,Nick	(10)MINCEY,Joe
11/27/09	!UT-Permian Basin	W 74-51	482	(14)DOTSON,Bijan	(6)KIDD,Donnie
11/28/09	!Southwestern Oklahoma	W 74-55	427	(22)BURNS,Nick	(8)MINCEY,Joe
12/3/09	East Central	W (3ot) 119-111	922	(33)MINCEY,Joe	(11)DOTSON,Bijan (11)DAVIS,Alex
12/5/09	Southeastern Oklahoma	W 60-58	708	(27)DOTSON,Bijan	(13)DOTSON,Bijan
12/12/09	at Southwestern Oklahoma	W 80-72	550	(18)BURNS,Nick	(6)KIDD,Donnie
12/14/09	at Cameron	47-50 L	800	(23)HALL,LaDarius	(7)DAVIS,Alex
12/21/09	Texas A&M-Commerce	W 92-71	771	(26)BURNS,Nick	(8)HOLCOMBE,Jacquiese
12/29/09	New Mexico Highlands	W 92-65	655	(18)HALL,LaDarius (18)TUCKER,Chris	(10)DAVIS,Alex
01/02/10	Oklahoma Panhandle St.	W 91-62	692	(18)HALL,LaDarius	(8)HOLCOMBE,Jacquiese
01/07/10	at Northeastern State	62-69 L	200	(17)HOLCOMBE,Jacquiese	(7)DOTSON,Bijan (17)BURNS,Nick
01/09/10	at Central Oklahoma	64-95 L	400	(20)HALL,LaDarius	(6)KIDD,Donnie
01/13/10	*Texas A&M-Kingsville	W 65-57	1,505	(20)BURNS,Nick	(8)DOTSON,Bijan
01/16/10	*at Abilene Christian	W 79-68	1,200	(19)HALL,LaDarius (19)TUCKER,Chris	(6)HOLCOMBE,Jacquiese (6)BURNS,Nick
01/20/10	*at #11-Midwestern State	69-90 L	2,812	(15)HALL,LaDarius	(6)BURNS,Nick
01/23/10	*Tarleton State	56-69 L	2,535	(18)MINCEY,Joe	(5)HALL,LaDarius (5)BURNS,Nick (5)DOTSON,Bijan
01/27/10	*at Angelo State	78-84 L	1,058	(16)MINCEY,Joe (16)DOTSON,Bijan	(10)HOLCOMBE,Jacque
02/03/10	*at Eastern New Mexico	58-61 L(ot)	474	(13)HALL,LaDarius	(6)MINCEY,Joe (6)DOTSON,Bijan (6)BURNS,Nick
02/06/10	*Eastern New Mexico	W 67-49	1,677	(13)HALL,LaDarius	(11)DOTSON,Bijan
02/10/10	*#6-Midwestern State	W 68-58	1,156	(15)TUCKER,Chris (15)BURNS,Nick	(11)DOTSON,Bijan
02/13/10	*at Tarleton State	52-56 L	2,914	(16)DOTSON,Bijan	(10)DOTSON,Bijan
02/17/10	*Angelo State	W 85-84	1,261	(30)MINCEY,Joe	(7)DOTSON,Bijan
02/24/10	*at Texas A&M-Kingsville	62-64 L	800	(15)BURNS,Nick	(7)HOLCOMBE,Jacquiese (7)DOTSON,Bijan
02/27/10	*Abilene Christian	W 77-63	2,167	(24)BURNS,Nick	(10)DAVIS,Alex
03/03/10	^vs. #25-Central Oklahoma	W 80-79	647	(15)DOTSON,Bijan	(6)FERNANDEZ,Tory
03/05/10	^vs Tarleton State	68-82 L	993	(14)HOLCOMBE,Jacquiese (14)HALL,LaDarius	(8)DOTSON,Bijan

* = LSC South game

\$=Southwestern Oklahoma Classic, Weatherford, Okla.

!=Holiday Inn-WT Thanksgiving Classic, Canyon, Texas

^=Lone Star Conference Championship

ATTENDANCE SUMMARY	GAMES	TOTALS	AVG/GAME
HOME	13	14,958	1,151
AWAY	12	12,020	1,002
NEUTRAL	4	1940	485
TOTAL	29	28,918	997

2009-10 POINTS-REBOUNDS-ASSISTS

Opponent	SCORE	01	05	14	20	22	24	30	32	34	40	42	44	52
		HOLCOMBE	HALL	MINCEY	ASHMORE	TUCKER	BURNS	FERNANDEZ	WHITE	COGBURN	DOTSON	DAVIS	KIDD	TUBB
at N.M. Highlands	89-87 (ot)	*13-8-0	*4-1-0	*23-7-1	--	--	*28-4-2	1-1-0	--	--	*12-9-1	3-0-0	4-6-2	3-4-3
\$Arkansas Tech	63-78	*2-7-0	*23-6-1	*17-4-2	0-0-1	--	*4-2-3	3-1-4	--	--	*8-2-0	0-2-0	2-3-1	4-3-1
\$Missouri-St. Louis	64-81	*8-5-2	*3-1-4	*19-3-0	--	--	*12-4-3	0-0-2	--	--	*4-1-0	16-5-1	2-0-0	--
at Oklahoma Panhandle St.	71-77 (ot)	*6-1-5	6-4-1	*14-10-0	--	9-1-1	*15-4-5	0-2-1	--	0-1-0	*6-4-0	*13-3-0	2-1-0	0-1-0
!UT-Permian Basin	74-51	*7-4-3	13-1-2	*9-4-0	3-0-1	0-0-4	*11-2-2	3-0-2	2-2-0	0-1-0	*14-5-1	*8-2-2	4-6-3	0-0-1
!Southwestern Oklahoma	74-55	*2-1-5	18-5-2	*13-8-2	0-0-0	8-1-5	*22-4-2	0-0-0	0-0-0	0-0-0	*6-4-0	*5-7-1	0-1-0	0-0-0
East Central	119-111 (3ot)	*13-8-8	9-5-4	*33-7-0	--	3-3-3	*9-4-8	2-0-0	0-0-0	--	*25-11-0	*17-11-0	8-5-0	--
Southeastern Oklahoma	60-58	*8-3-1	6-3-3	*4-4-2	8-2-2	0-1-0	*3-3-5	--	--	--	*27-13-0	4-4-1	0-2-0	--
at Southwestern Oklahoma	80-72	*8-1-1	14-4-0	*13-0-2	0-0-0	*6-1-3	*18-3-3	0-0-0	0-0-0	--	*10-4-1	6-3-0	5-6-1	--
at Cameron	47-50	0-0-0	23-4-1	*3-2-2	--	*0-4-3	*0-5-5	0-1-0	*0-2-1	--	*4-4-0	17-7-0	0-0-0	--
Texas A&M-Commerce	92-71	*10-8-4	13-1-4	*20-2-3	--	*3-4-3	*26-6-4	0-0-1	0-0-0	--	*13-2-0	7-5-2	0-3-0	--
New Mexico Highlands	92-65	*11-6-3	18-3-0	*5-1-3	0-0-0	*18-2-1	*11-6-3	0-1-0	0-0-0	--	*11-7-1	14-10-3	0-1-0	0-1-0
Oklahoma Panhandle St.	91-62	*15-8-2	*18-3-2	inj	4-2-1	*10-2-8	*9-4-4	8-4-5	4-1-0	0-2-0	*2-2-3	10-6-1	8-5-1	0-1-0
Northeastern State	62-69	*17-3-0	*3-3-1	0-3-0	0-1-0	*16-2-1	*17-5-1	0-0-2	0-0-0	--	*9-7-0	0-4-1	0-2-0	--
at Central Oklahoma	64-95	*8-4-1	*20-3-2	inj	0-2-1	*10-3-0	*5-2-2	2-1-1	0-0-0	0-0-0	5-2-1	5-3-1	1-6-1	0-2-0
Texas A&M-Kingsville	65-57	*7-7-2	*10-2-1	11-3-1	--	*3-4-6	*20-6-2	3-2-0	--	--	*3-8-2	6-0-2	0-3-0	2-1-0
at Abilene Christian	79-68	*2-6-1	*19-4-2	0-3-0	--	*19-3-3	*14-6-2	0-0-0	--	--	*10-5-1	6-4-0	9-3-0	0-0-1
at #11-Midwestern State	69-90	*2-3-0	*15-3-1	14-5-0	0-0-0	*0-4-1	*6-6-3	6-1-2	0-0-0	2-0-0	*7-4-1	4-3-0	5-3-0	0-1-0
Tarleton State	56-69	4-2-1	*11-5-2	*18-2-1	--	2-1-2	*7-5-2	0-1-2	*2-0-1	--	*4-5-0	--	6-5-1	0-0-0
at Angelo State	84-78	4-10-2	2-7-3	*16-3-2	--	*7-3-2	*6-4-2	2-0-0	*5-0-0	--	16-4-0	11-3-1	*8-3-0	inj
at Eastern New Mexico	58-61 (ot)	2-4-2	13-1-0	*3-6-3	--	*9-5-2	*5-6-6	2-1-1	*7-3-0	0-0-0	*9-6-0	8-5-0	0-2-0	inj
Eastern New Mexico	67-49	11-7-1	13-5-0	*11-3-2	--	*6-2-1	*10-4-5	0-0-0	*0-4-2	--	*12-11-1	2-3-2	2-4-0	inj
#6-Midwestern State	68-58	3-6-3	7-2-3	*9-4-1	--	*15-3-3	*15-3-5	1-1-0	*3-0-0	--	*13-11-0	2-0-0	0-0-0	inj
at Tarleton State	52-56	2-4-0	9-2-1	*9-4-1	--	*0-1-1	*14-3-1	2-2-0	*0-0-0	--	*16-10-0	0-1-0	0-1-0	inj
Angelo State	87-84	4-6-0	11-2-4	*30-6-1	0-0-0	*6-2-3	*14-4-4	4-3-2	*1-1-0	--	*10-7-1	5-5-0	0-0-0	inj
at Texas A&M-Kingsville	62-64	10-7-1	1-2-1	*14-2-4	--	*0-2-1	*15-4-1	0-1-1	*7-5-0	--	*7-7-0	8-4-0	0-0-0	inj
Abilene Christian	77-63	7-9-0	0-4-1	*6-6-2	--	*7-3-3	*24-7-8	0-4-1	*4-2-4	--	*12-4-2	7-10-1	0-0-0	inj
^#25-Central Oklahoma	80-79	8-4-0	9-1-2	*14-5-1	--	*8-4-3	*9-4-5	7-6-1	*0-1-0	--	*15-5-0	8-3-1	2-1-0	inj
^Tarleton State	68-82	14-4-1	14-2-0	*5-2-0	0-1-0	*4-3-2	*9-2-2	4-2-4	*0-0-0	--	*5-8-0	13-3-2	dnp	inj

(* Denote Starters)

\$=Southwestern Oklahoma Classic, Weatherford, Texas

!=Holiday Inn-WT Thanksgiving Classic, Canyon, Texas

^Lone Star Conference Championship



2009-10 WT/OPPONENT HIGHS & LOWS

WEST TEXAS A&M - TEAM HIGHS

POINTS	119	EAST CENTRAL (12/3/09)
	92	N.M. HIGHLANDS (12/29/09)
	92	TEXAS A&M-COMMERCE (12/21/09)
	91	OPSU (01/02/10)
FIELD GOALS MADE	40	EAST CENTRAL (12/3/09)
	36	OPSU (01/02/10)
FIELD GOAL ATTEMPTS	88	EAST CENTRAL (12/3/09)
	73	at OPSU (11/24/09)
FIELD GOAL PERCENTAGE	.583 (28-48)	UT-PERMIAN BASIN (11-27-09)
	.512 (22-43)	at Southwestern Okla. (12/12/09)
3 PT FIELD GOALS MADE	11	OPSU (01/02/10)
	11	vs Missouri-St. Louis (11/21/09)
3 PT FG ATTEMPTS	30	EAST CENTRAL (12/3/09)
	28	at Northeastern St. (OK) (01/07/10)
3 PT FG PERCENTAGE	.529 (9-17)	at N.M. Highlands (11/17/09)
	.467 (7-15)	TAMUK (01/13/10)
FREE THROWS MADE	43	N.M. HIGHLANDS (12/29/09)
	34	at Midwestern State (01/20/10)
FREE THROW ATTEMPTS	54	N.M. HIGHLANDS (12/29/09)
	44	at Midwestern State (01/20/10)
FREE THROW PERCENTAGE	.846 (11-13)	UT-PERMIAN BASIN (11-27-09)
	.840 (21-25)	SOUTHWESTERN OKLA. (11-28-09)
REBOUNDS	60	EAST CENTRAL (12/3/09)
	51	ABILENE CHRISTIAN (02/27/10)
ASSISTS	27	OPSU (01/02/10)
	23	EAST CENTRAL (12/3/09)
STEALS	11	TARLETON (01/23/10)
	10	OPSU (01/02/10)
	10	TEXAS A&M-COMMERCE (12/21/09)
BLOCKED SHOTS	7	TEXAS A&M-COMMERCE (12/21/09)
	7	EAST CENTRAL (12/3/09)
TURNOVERS	27	at Midwestern State (01/20/10)
	22	at Central Oklahoma (01/09/10)
FOULS	32	vs Central Oklahoma (03/03/10)
	31	vs TARLETON (03/05/10)

WEST TEXAS A&M - GAME LOWS

POINTS	47	at Cameron (12/14/09)
	52	at TARLETON (02/13/10)
	56	TARLETON (01/23/10)
	58	at Eastern New Mexico (02/03/10)
FIELD GOALS MADE	17	at Midwestern State (01/20/10)
	17	at TARLETON (02/13/10)
FIELD GOAL ATTEMPTS	42	at Midwestern State (01/20/10)
	43	at Southwestern Okla. (12/12/09)
	43	at Cameron (12/14/09)
FIELD GOAL PERCENTAGE	.333 (22-66)	at Eastern New Mexico (02/03/10)
	.352 (19-54)	SOUTHEASTERN OKLA (12/5/09)
3 PT FIELD GOALS MADE	1	at Midwestern State (01/20/10)
	1	at Angelo State (01/27/10)
3 PT FG ATTEMPTS	8	at Midwestern State (01/20/10)
	11	at Angelo State (01/27/10)
3 PT FG PERCENTAGE	.091 (1-11)	at Angelo State (01/27/10)
	.125 (1-8)	at Midwestern State (01/20/10)
FREE THROWS MADE	3	at Cameron (12/14/09)
	6	at TAMUK (02/24/10)
FREE THROW ATTEMPTS	7	at Cameron (12/14/09)
	10	at TAMUK (02/24/10)
FREE THROW PERCENTAGE	.400 (8-20)	OPSU (01/02/10)
	.429 (3-7)	at Cameron (12/14/09)
REBOUNDS	27	at Southwestern Okla. (12/12/09)
	28	vs Missouri-St. Louis (11/21/09)
	28	UT-PERMIAN BASIN (11-27-09)
	28	vs TARLETON (03/05/10)
ASSISTS	4	at TARLETON (02/13/10)
	5	at N.M. Highlands (11/17/09)
STEALS	1	at N.M. Highlands (11/17/09)
	2	at Midwestern State (01/20/10)
BLOCKED SHOTS	0	at Southwestern Okla. (12/12/09)
	0	OPSU (01/02/10)
	0	TARLETON (01/23/10)
TURNOVERS	10	OPSU (01/02/10)
	11	UT-PERMIAN BASIN (11-27-09)
	11	at Northeastern St. (OK) (01/07/10)
FOULS	16	at Cameron (12/14/09)
	16	OPSU (01/02/10)
	16	at TAMUK (02/24/10)

OPPONENT - GAME HIGHS

POINTS	111	EAST CENTRAL (12/3/09)
	95	at Central Oklahoma (01/09/10)
	90	at Midwestern State (01/20/10)
	87	at N.M. Highlands (11/17/09)
FIELD GOALS MADE	42	EAST CENTRAL (12/3/09)
	35	at Midwestern State (01/20/10)
FIELD GOAL ATTEMPTS	94	EAST CENTRAL (12/3/09)
	77	at N.M. Highlands (11/17/09)
FIELD GOAL PERCENTAGE	.590 (23-39)	TARLETON (01/23/10)
	.586 (34-58)	at Central Oklahoma (01/09/10)
3 PT FIELD GOALS MADE	10	at Central Oklahoma (01/09/10)
	10	EAST CENTRAL (12/3/09)
3 PT FG ATTEMPTS	31	EAST CENTRAL (12/3/09)
	26	at N.M. Highlands (11/17/09)
3 PT FG PERCENTAGE	.643 (9-14)	vs Arkansas Tech (11/20/09)
	.526 (10-19)	at Central Oklahoma (01/09/10)
FREE THROWS MADE	35	vs TARLETON (03/05/10)
	30	ANGELO STATE (02/17/10)
FREE THROW ATTEMPTS	45	ANGELO STATE (02/17/10)
	43	vs TARLETON (03/05/10)
FREE THROW PERCENTAGE	.909 (20-22)	EASTERN NEW MEXICO (02/06/10)
	.840 (21-25)	at Eastern New Mexico (02/03/10)
REBOUNDS	48	EAST CENTRAL (12/3/09)
	47	at N.M. Highlands (11/17/09)
ASSISTS	22	at Midwestern State (01/20/10)
	21	at Central Oklahoma (01/09/10)
STEALS	14	ABILENE CHRISTIAN (02/27/10)
	14	at Midwestern State (01/20/10)
	14	at Central Oklahoma (01/09/10)
BLOCKED SHOTS	7	at Angelo State (01/27/10)
	7	at Midwestern State (01/20/10)
TURNOVERS	22	ABILENE CHRISTIAN (02/27/10)
	22	at Eastern New Mexico (02/03/10)
FOULS	36	N.M. HIGHLANDS (12/29/09)
	31	at Midwestern State (01/20/10)

OPPONENT - GAME LOWS

POINTS	49	EASTERN NEW MEXICO (02/06/10)
	50	at Cameron (12/14/09)
	51	UT-PERMIAN BASIN (11-27-09)
	55	SOUTHWESTERN OKLA. (11-28-09)
FIELD GOALS MADE	12	at TARLETON (02/13/10)
	13	EASTERN NEW MEXICO (02/06/10)
FIELD GOAL ATTEMPTS	36	at TARLETON (02/13/10)
	39	UT-PERMIAN BASIN (11-27-09)
	39	TARLETON (01/23/10)
FIELD GOAL PERCENTAGE	.217 (13-60)	EASTERN NEW MEXICO (02/06/10)
	.328 (19-58)	N.M. HIGHLANDS (12/29/09)
3 PT FIELD GOALS MADE	2	SOUTHEASTERN OKLA (12/5/09)
	2	at Southwestern Okla. (12/12/09)
	2	TEXAS A&M-COMMERCE (12/21/09)
	2	at Eastern New Mexico (02/03/10)
3 PT FG ATTEMPTS	9	UT-PERMIAN BASIN (11-27-09)
	10	TEXAS A&M-COMMERCE (12/21/09)
3 PT FG PERCENTAGE	.150 (3-20)	N.M. HIGHLANDS (12/29/09)
	.154 (2-13)	SOUTHEASTERN OKLA (12/5/09)
FREE THROWS MADE	6	at Cameron (12/14/09)
	7	UT-PERMIAN BASIN (11-27-09)
FREE THROW ATTEMPTS	8	at Cameron (12/14/09)
	16	SOUTHWESTERN OKLA. (11-28-09)
FREE THROW PERCENTAGE	.412 (7-17)	UT-PERMIAN BASIN (11-27-09)
	.500 (10-20)	at Southwestern Okla. (12/12/09)
	.500 (17-34)	at Central Oklahoma (01/09/10)
REBOUNDS	20	UT-PERMIAN BASIN (11-27-09)
	20	at TAMUK (02/24/10)
ASSISTS	4	SOUTHEASTERN OKLA (12/5/09)
	6	at Eastern New Mexico (02/03/10)
	6	EASTERN NEW MEXICO (02/06/10)
STEALS	2	at OPSU (11/24/09)
	2	UT-PERMIAN BASIN (11-27-09)
	2	at TARLETON (02/13/10)
BLOCKED SHOTS	0	UT-PERMIAN BASIN (11-27-09)
	0	EASTERN NEW MEXICO (02/06/10)
TURNOVERS	10	at TAMUK (02/24/10)
	11	at N.M. Highlands (11/17/09)
	11	vs Missouri-St. Louis (11/21/09)
FOULS	12	UT-PERMIAN BASIN (11-27-09)
	15	at Cameron (12/14/09)
	15	at Eastern New Mexico (02/03/10)

2009-10 GAME-BY-GAME BOX SCORES

GAME 1

Nov. 17, 2009 • At New Mexico Highlands

West Texas A&M 1-0

##	Player	tot-fg		3-pt		rebounds					blk	s	min			
		fg	fga	fg	fga	ft	fta	of	de	tot				pf	tp	a
01	HOLCOMBE,J.	5	6	1	2	5	3	5	8	6	13	0	2	0	0	22
05	HALL,LaDarius	2	9	0	2	0	0	1	1	3	4	0	1	0	0	38
14	MINCEY,Joe	6	15	0	1	11	13	3	4	7	1	23	1	1	0	40
24	BURNS,Nick	8	15	6	9	6	8	2	2	4	5	28	2	5	1	42
40	DOTSON,Bijan	5	9	0	0	2	4	5	9	5	12	1	1	1	0	37
30	FERNANDEZ,Tory	0	1	0	1	2	0	1	1	1	1	0	1	0	0	9
42	DAVIS,Alex	1	1	1	0	0	0	0	0	0	0	3	0	0	0	5
44	KIDD,Donnie	1	1	0	0	0	2	3	6	4	2	1	1	2	0	15
52	TUBB,Justin	1	2	1	2	0	0	2	2	4	3	3	0	0	0	17
TEAM																
Totals.....		29	59	9	17	22	36	16	29	45	28	89	5	14	5	1 225
TOTAL FG%	1st Half: 5-23 21.7%	2nd Half: 13-28 46.4%				Game: 35.3%				DEADBALL						
3-Pt. FG%	1st Half: 4-8 50.0%	2nd Half: 5-9 55.6%				Game: 52.9%				REBOUNDS						
F Throw %	1st Half: 8-14 57.1%	2nd Half: 12-16 75.0%				Game: 61.1%				6						

N.M. Highlands 0-1

##	Player	tot-fg		3-pt		rebounds					blk	s	min			
		fg	fga	fg	fga	ft	fta	of	de	tot				pf	tp	a
01	Chon Tang	8	16	0	4	2	5	3	7	10	0	18	1	4	0	1 41
02	Filip Perunicic	0	3	0	0	0	0	1	2	3	3	0	0	0	0	12
04	Justin Mayo Montoya	0	0	0	0	0	0	0	0	0	1	0	0	0	0	2
10	David Omaghan	1	1	0	0	0	0	3	1	4	5	2	2	0	0	15
11	Chris Newsome	0	1	0	0	0	0	0	1	1	3	0	1	0	0	18
12	Mike Moody	2	10	0	4	1	3	3	4	3	5	0	0	1	1	26
13	Kelvin Franklin	4	9	2	4	4	6	2	2	4	14	2	1	0	1	14
22	Ryan Gonzales	1	2	1	1	0	0	0	0	1	3	0	0	0	2	12
24	Nick Richardson	0	0	0	0	0	0	0	1	1	0	0	0	0	0	2
25	Roman Andrade	6	19	3	8	9	10	3	3	6	2	24	0	2	0	33
31	Midaugas Markevicius	6	14	2	5	5	6	2	0	2	4	19	1	2	0	1 33
32	Tre' Harge	1	2	0	0	0	0	0	1	1	2	1	0	0	0	7
33	Ledreec Smith	0	0	0	0	0	0	0	3	3	3	0	0	0	1	10
TEAM																
Totals.....		29	77	8	26	21	30	25	22	47	27	87	8	11	1	9 225
TOTAL FG%	1st Half: 11-34 32.4%	2nd Half: 17-37 45.9%				Game: 37.7%				DEADBALL						
3-Pt. FG%	1st Half: 5-11 45.5%	2nd Half: 3-12 25.0%				Game: 30.8%				REBOUNDS						
F Throw %	1st Half: 9-11 81.8%	2nd Half: 8-13 61.5%				Game: 70.0%				3						

Officials: Les Williams, Mike Kloeppel, David Osuna

Technical fouls: West Texas A&M-TEAM. N.M. Highlands-None.

Attendance: 450

Score by Periods

	1st	2nd	OT	Total
West Texas A&M	34	47	8	89
N.M. Highlands	36	45	6	87

GAME 3

Nov. 21, 2009 • Vs. Missouri-St. Louis

West Texas A&M 1-2

##	Player	tot-fg		3-pt		rebounds					blk	s	min			
		fg	fga	fg	fga	ft	fta	of	de	tot				pf	tp	a
01	HOLCOMBE,J.	3	8	2	4	0	0	1	4	5	2	8	2	3	1	0 31
05	HALL,LaDarius	1	5	1	5	0	0	1	0	1	1	3	4	3	0	0 34
14	MINCEY,Joe	7	14	2	5	3	5	1	2	3	1	19	0	0	0	0 39
24	BURNS,Nick	4	12	4	9	0	1	2	1	3	4	12	3	5	0	0 36
40	DOTSON,Bijan	1	2	0	0	2	2	0	1	1	5	4	0	1	0	1 11
30	FERNANDEZ,Tory	0	0	0	0	0	0	0	0	0	5	0	2	2	0	1 9
42	DAVIS,Alex	4	8	2	6	8	0	5	5	4	16	1	0	1	1	29
44	KIDD,Donnie	1	1	0	0	0	0	3	1	4	0	2	0	3	0	0 11
TEAM																
Totals.....		21	50	11	25	11	16	13	15	28	22	64	12	17	2	3 200
TOTAL FG%	1st Half: 10-25 40.0%	2nd Half: 11-25 44.0%				Game: 42.0%				DEADBALL						
3-Pt. FG%	1st Half: 7-13 53.8%	2nd Half: 4-12 33.3%				Game: 44.0%				REBOUNDS						
F Throw %	1st Half: 2-2 100%	2nd Half: 9-14 64.3%				Game: 68.8%				0						

Missouri-St. Louis 3-0

##	Player	tot-fg		3-pt		rebounds					blk	s	min			
		fg	fga	fg	fga	ft	fta	of	de	tot				pf	tp	a
01	BEASLEY,B.	8	15	2	5	5	6	0	5	5	0	23	8	2	0	0 40-
04	KLIETHERMES,C.	0	0	0	0	0	0	0	0	0	0	0	0	1	0	0 4-
22	BROWN, Jeremy	4	9	3	6	3	4	0	6	6	0	14	2	2	0	3 31
24	LAWRENCE, Ryan	7	11	1	1	5	6	2	6	4	20	2	1	0	1	40-
45	REDEL, Zach	1	3	0	0	2	2	0	2	4	4	0	2	0	1	18
33	BUXTON, Sam	1	1	1	1	2	4	1	0	1	5	5	0	1	1	0 15
34	WHITE, Eddie	0	3	0	0	3	5	2	1	3	1	3	1	0	0	2 19
40	CANNON, Lance	0	0	0	0	0	0	0	0	2	0	0	0	0	1	0 1
50	KATMAN, Adam	4	7	1	3	3	5	1	3	4	1	12	0	2	1	0 33
TEAM																
Totals.....		25	49	8	16	23	32	18	21	39	17	81	13	11	3	7 200
TOTAL FG%	1st Half: 11-27 40.7%	2nd Half: 17-26 65.4%				Game: 52.8%				DEADBALL						
3-Pt. FG%	1st Half: 1-4 25.0%	2nd Half: 8-10 80.0%				Game: 64.3%				REBOUNDS						
F Throw %	1st Half: 9-12 75.0%	2nd Half: 4-6 66.7%				Game: 72.2%				0						

Officials: David Nash, Ken Holdman, Danny McKenzie

Technical fouls: West Texas A&M-None. Missouri-St. Louis-CANNON, Lance.

Attendance: 200

Score by Periods

	1st	2nd	Total
West Texas A&M	29	35	64
Missouri-St. Louis	37	44	81

Weatherford Chamber of Commerce/SWOSU Classic

GAME 2

Nov. 20, 2009 • Vs. Arkansas Tech

West Texas A&M 1-1

##	Player	tot-fg		3-pt		rebounds					blk	s	min			
		fg	fga	fg	fga	ft	fta	of	de	tot				pf	tp	a
01	HOLCOMBE,J.	1	8	0	1	0	3	5	2	7	1	2	0	5	0	4 28
05	HALL,LaDarius	9	18	5	12	0	1	3	3	6	0	23	1	2	0	0 35
14	MINCEY,Joe	4	7	1	1	8	10	2	2	4	1	17	2	3	0	1 34
24	BURNS,Nick	0	4	0	2	4	4	0	2	2	4	4	3	6	0	1 22
40	DOTSON,Bijan	2	3	0	0	4	5	1	1	2	5	8	0	3	1	1 22
20	ASHMORE,Jordan	0	0	0	0	0	0	0	0	0	0	0	0	0	0	0 4
30	FERNANDEZ,Tory	1	6	0	1	3	1	0	1	3	3	4	0	0	1	23
42	DAVIS,Alex	0	3	0	1	0	0	0	2	3	0	0	0	1	0	8
44	KIDD,Donnie	0	1	0	0	2	2	1	2	3	2	2	1	1	0	0 14
52	TUBB,Justin	1	1	1	1	1	2	2	1	3	0	4	1	1	0	0 9
TEAM																
Totals.....		18	51	7	18	20	23	18	41	19	63	13	21	2	8 200	
TOTAL FG%	1st Half: 5-23 21.7%	2nd Half: 13-28 46.4%				Game: 35.3%				DEADBALL						
3-Pt. FG%	1st Half: 4-11 36.4%	2nd Half: 3-7 42.9%				Game: 38.9%				REBOUNDS						
F Throw %	1st Half: 7-13 53.8%	2nd Half: 13-17 76.5%				Game: 66.7%				0						

Arkansas Tech 2-0

##	Player	tot-fg		3-pt		rebounds					blk	s	min			
		fg	fga	fg	fga	ft	fta	of	de	tot				pf	tp	a
01	Humphrey,Irvin	0	5	0	4	6	1	4	5	2	4	0	2	2	0	28
02	Dunbar,Jeremy	3	7	2	3	2	2	0	1	1	4	10	1	3	0	0 25
03	Friedel,Brandon	8	13	4	6	0	0	0								



GAME 5

Nov. 27, 2009 • Vs. UT-Permian Basin
UTPB 0-3

Table with columns: ##, Player, tot-fg, 3-pt, ft fta, rebounds, pf, tp, a, to, blk, s, min. Includes player stats for Keenan Gay, Josh Hinojos, Luther Thomas, etc., and team totals.

West Texas A&M 2-3

Table with columns: ##, Player, tot-fg, 3-pt, ft fta, rebounds, pf, tp, a, to, blk, s, min. Includes player stats for HOLCOMBE, J., MINCEY, Joe, etc., and team totals.

Officials: Mike Yall, Ryan McDaniel, Darren Griffin
Technical fouls: UT-Permian Basin-None. West Texas A&M-None.

Attendance: 482

Score by Periods table with columns: 1st, 2nd, Total. Rows for UT-Permian Basin, West Texas A&M, and Holiday Inn WT Thanksgiving Classic.

GAME 7

Dec. 3, 2009 • Vs. East Central
East Central 1-2

Table with columns: ##, Player, tot-fg, 3-pt, ft fta, rebounds, pf, tp, a, to, blk, s, min. Includes player stats for FIGGS, Dontae, ABRAHAM, Maurice, etc., and team totals.

West Texas A&M 4-3

Table with columns: ##, Player, tot-fg, 3-pt, ft fta, rebounds, pf, tp, a, to, blk, s, min. Includes player stats for HOLCOMBE, J., MINCEY, Joe, etc., and team totals.

Officials: Mike Yell, Chris Hill, Russ Echert
Technical fouls: East Central-TEAM. West Texas A&M-None.

Attendance: 922

Score by Periods table with columns: 1st, 2nd, OT, OT2, OT3, Total. Rows for East Central, West Texas A&M, and Holiday Inn WT Thanksgiving Classic.

GAME 6

Nov. 27, 2009 • Vs. Southwestern Okla.
SWOSO 2-3

Table with columns: ##, Player, tot-fg, 3-pt, ft fta, rebounds, pf, tp, a, to, blk, s, min. Includes player stats for JONES, Chancellor, RICHARDSON, Keith, etc., and team totals.

West Texas A&M 3-3

Table with columns: ##, Player, tot-fg, 3-pt, ft fta, rebounds, pf, tp, a, to, blk, s, min. Includes player stats for HOLCOMBE, J., MINCEY, Joe, etc., and team totals.

Officials: Mike Yell, Brian McNutt, Ron Watson
Technical fouls: Southwestern Okla.-None. West Texas A&M-None.

Attendance: 427

Score by Periods table with columns: 1st, 2nd, Total. Rows for Southwestern Okla., West Texas A&M, and Holiday Inn WT Thanksgiving Classic.

GAME 9

Dec. 5, 2009 • Vs. Southeastern Okla. St.
Southeastern Okla. 3-4

Table with columns: ##, Player, tot-fg, 3-pt, ft fta, rebounds, pf, tp, a, to, blk, s, min. Includes player stats for ELONJ, Chibuzo, HORN, Mychal, etc., and team totals.

West Texas A&M 5-3

Table with columns: ##, Player, tot-fg, 3-pt, ft fta, rebounds, pf, tp, a, to, blk, s, min. Includes player stats for HOLCOMBE, J., MINCEY, Joe, etc., and team totals.

Officials: Wilson Holland, Drew Bontrager, Tyson Bunch
Technical fouls: Southeastern Okla.-None. West Texas A&M-None.

Attendance: 708

Score by Periods table with columns: 1st, 2nd, Total. Rows for Southeastern Okla., West Texas A&M, and Holiday Inn WT Thanksgiving Classic.

GAME 9

Dec. 12, 2009 • At Southwestern Okla.

West Texas A&M 6-3

##	Player	tot-fg		3-pt		rebounds			pf	tp	a	to	blk	s	min		
		fg	fga	fg	fga	ft	fta	of								de	tot
01	HOLCOMBE,J.	3	5	1	2	1	3	1	0	1	4	8	1	1	0	20	
14	MINCEY,Joe	2	5	0	1	9	10	0	0	2	13	2	2	0	3	33	
22	TUCKER,Chris	2	5	0	1	2	0	1	1	1	6	3	2	0	1	23	
24	BURNS,Nick	5	8	3	6	5	7	0	3	3	0	18	3	1	0	39	
40	DOTSON,Bijan	3	6	0	0	4	5	0	4	4	5	10	1	4	0	21	
05	HALL,LaDarius	3	8	0	3	8	10	3	1	4	0	14	0	1	0	27	
20	ASHMORE,Jordan	0	0	0	0	0	0	0	0	0	0	0	0	0	0	1	
30	FERNANDEZ,Tory	0	0	0	0	0	0	0	0	2	0	0	0	0	0	2	
32	WHITE,Mason	0	0	0	0	0	0	0	0	0	0	0	0	0	1	9	
42	DAVIS,Alex	2	2	0	0	2	3	2	1	3	1	6	0	1	0	11	
44	KIDD,Donnie	2	4	0	0	1	2	2	4	6	4	5	1	2	0	14	
TEAM						2			3			5					
Totals.....		22	43	4	13	32	42	10	17	27	19	80	11	14	0	9 200	
TOTAL FG%	1st Half: 11-21 52.4%	2nd Half: 11-22 50.0%		Game: 51.2%		DEADBALL											
3-Pt. FG%	1st Half: 1-5 20.0%	2nd Half: 3-8 37.5%		Game: 30.8%		REBOUNDS											
F Throw %	1st Half: 13-18 72.2%	2nd Half: 19-24 79.2%		Game: 76.2%												3	

SWOSU 3-6

##	Player	tot-fg		3-pt		rebounds			pf	tp	a	to	blk	s	min		
		fg	fga	fg	fga	ft	fta	of								de	tot
02	JONES, Chanc.	9	17	0	1	3	7	3	2	5	1	21	5	5	1	0 34	
03	FLEMMINGS, C.	6	9	0	1	4	6	1	1	2	4	16	1	2	1	0 26	
10	RICHARDSON, K.	4	8	1	4	0	1	0	0	1	9	2	4	0	0	33	
13	MRKIC, Mate	2	3	0	0	0	1	2	3	2	4	0	1	0	1	0 27	
22	HENDERSON, D.	4	6	0	1	1	2	1	3	4	4	9	1	4	0	1 22	
05	BOSS, Jarett	0	0	0	0	0	0	0	0	1	0	0	0	0	0	3	
12	PACE, Ty	0	0	0	0	0	0	0	0	1	0	0	0	0	0	3	
15	MOORE, Ross	0	2	0	1	1	2	3	6	5	1	0	1	0	0	21	
20	HOWE, Zack	2	3	1	2	0	0	0	0	2	5	0	0	0	0	14	
21	ROVIC, Aleksa	1	2	0	1	0	0	1	0	1	2	2	1	0	0	4	
33	NICKSON, Curtis	2	3	0	0	1	2	0	4	4	5	1	0	1	2	13	
TEAM						1			3			4					
Totals.....		30	53	2	11	10	20	11	18	29	28	72	11	17	3	4 200	
TOTAL FG%	1st Half: 15-30 50.0%	2nd Half: 15-23 65.2%		Game: 56.6%		DEADBALL											
3-Pt. FG%	1st Half: 0-6 0.0%	2nd Half: 2-5 40.0%		Game: 18.2%		REBOUNDS											
F Throw %	1st Half: 3-7 42.9%	2nd Half: 7-13 53.8%		Game: 50.0%												5	

Officials: Anthony Lopez, David Lott, Cornell Scarfe

Technical fouls: West Texas A&M-HOLCOMBE,Jacquiess. Southwestern Okla.-None.

Attendance: 550

Score by Periods

	1st	2nd	Total
West Texas A&M	36	44	80
Southwestern Okla.	33	39	72

GAME 11

Dec. 21, 2009 • Vs. Texas A&M-Commerce

Texas A&M-Commerce 9-2

##	Player	tot-fg		3-pt		rebounds			pf	tp	a	to	blk	s	min		
		fg	fga	fg	fga	ft	fta	of								de	tot
02	MORGAN, Ronnie	4	6	0	0	3	6	5	2	7	5	11	0	8	2	28	
05	HAMBRICK, Brad	3	11	0	4	2	5	2	0	2	1	8	3	1	0	31	
10	SINGLETON, Brian	6	14	0	1	3	3	0	1	1	15	1	2	0	2	32	
12	HUNTER, Cardell	1	9	0	1	6	6	0	0	5	8	4	4	0	2	30	
23	JACKSON, Sammy	2	4	0	0	8	8	4	6	10	2	12	0	1	0	30	
01	HUNTER, Dallas	3	6	2	3	0	0	0	2	2	1	8	0	0	0	18	
13	WILKERSON, Justin	0	2	0	1	0	0	1	0	1	1	0	0	1	0	9	
22	DAVIS, Andrew	3	4	0	0	0	2	7	9	3	6	0	1	0	0	13	
32	WHITLEY, Preston	0	0	0	0	0	0	0	0	0	0	1	1	0	0	1	
33	DOWELL, Travis	1	1	0	0	1	2	0	0	3	3	0	1	0	1	8	
TEAM						5			4			9					
Totals.....		23	57	2	10	23	30	19	22	41	22	71	9	20	2	8 200	
TOTAL FG%	1st Half: 14-29 48.3%	2nd Half: 9-28 32.1%		Game: 40.4%		DEADBALL											
3-Pt. FG%	1st Half: 2-4 50.0%	2nd Half: 0-6 0.0%		Game: 20.0%		REBOUNDS											
F Throw %	1st Half: 10-12 83.3%	2nd Half: 13-18 72.2%		Game: 76.7%												3	

West Texas A&M 7-4

##	Player	tot-fg		3-pt		rebounds			pf	tp	a	to	blk	s	min		
		fg	fga	fg	fga	ft	fta	of								de	tot
01	HOLCOMBE,J.	4	7	0	2	2	4	4	8	2	10	4	2	2	4	28	
14	MINCEY,Joe	6	11	2	3	6	10	2	0	2	2	20	3	0	0	2 32	
22	TUCKER,Chris	1	4	1	3	0	0	3	1	4	3	3	1	0	2	27	
24	BURNS,Nick	5	11	3	6	13	13	1	5	6	3	26	4	6	0	1 34	
40	DOTSON,Bijan	5	7	0	0	3	3	2	0	2	5	13	0	2	1	0 15	
05	HALL,LaDarius	5	12	3	7	0	0	1	0	1	0	13	4	1	0	0 22	
30	FERNANDEZ,Tory	0	0	0	0	0	0	0	0	0	0	1	0	0	0	4	
32	WHITE,Mason	0	1	0	1	0	0	0	0	1	0	0	0	0	0	3	
42	DAVIS,Alex	3	9	0	4	1	2	2	3	5	1	7	2	0	3	0 24	
44	KIDD,Donnie	0	1	0	0	0	0	1	2	3	1	0	0	1	1	11	
TEAM						4			4			1					
Totals.....		29	63	9	26	25	30	16	19	35	18	92	21	15	7	10 200	
TOTAL FG%	1st Half: 12-30 40.0%	2nd Half: 17-33 51.5%		Game: 46.0%		DEADBALL											
3-Pt. FG%	1st Half: 4-14 28.6%	2nd Half: 5-12 41.7%		Game: 34.6%		REBOUNDS											
F Throw %	1st Half: 10-11 90.9%	2nd Half: 15-19 78.9%		Game: 83.3%												1	

Officials: Chris Hill, Toby Martinez, Don Zimmerman

Technical fouls: Texas A&M-Commerce-MORGAN, Ronnie 3; TEAM. West Texas

A&M-None.

Attendance: 771

Score by Periods

	1st	2nd	Total
Texas A&M-Commerce	40	31	71
West Texas A&M	38	54	92

GAME 10

Dec. 14, 2009 • At Cameron

West Texas A&M 6-4

##	Player	tot-fg		3-pt		rebounds			pf	tp	a	to	blk	s	min		
		fg	fga	fg	fga	ft	fta	of								de	tot
14	MINCEY,Joe	0	2	0	0	3	5	1	1	2	3	3	2	3	0	1 19	
22	TUCKER,Chris	0	6	0	3	0	0	1	3	4	1	0	3	2	1	1 31	
24	BURNS,Nick	0	3	0	3	0	0	1	4	5	0	0	5	1	1	2 39	
32	WHITE,Mason	0	1	0	1	0	0	1	1	2	1	0	1	0	0	13	
40	DOTSON,Bijan	2	2	0	0	0	0	0	4	4	4	0	2	0	1	26	
01	HOLCOMBE,J.	0	2	0	1	0	0	0	0	0	1	0	0	2	0	10	
05	HALL,LaDarius	9	13	5	7	0	0	1	3	4	3	23	1	3	0	1 29	
30	FERNANDEZ,Tory	0	0	0	0	0	0	1	1	0	0	0	0	0	0	3	
42	DAVIS,Alex	8	14	1	5	0	0	4	3	7	1	17	0	2	0	0 22	
44	KIDD,Donnie	0	0	0	0	0	2	0	0	2	0	0	0	0	0	8	
TEAM						1			1			1					
Totals.....		19	43	6	20	3	7	9	20	29	16	47	12	16	2	6 200	
TOTAL FG%	1st Half: 9-23 39.1%	2nd Half: 10-20 50.0%		Game: 44.2%		DEADBALL											
3-Pt. FG%	1st Half: 0-10 0.0%	2nd Half: 6-10 60.0%		Game: 30.0%		REBOUNDS											
F Throw %	1st Half: 1-2 50.0%	2nd Half: 2-5 40.0%		Game: 42.9%												2,1	

Cameron 8-1

##	Player	tot-fg		3-pt		rebounds			pf	tp	a	to	blk	s	min	
		fg	fga	fg	fga	ft	fta	of								de
01	MORGAN, Greg	0	1	0	0	0	0	1	0	1	1	0	0	3	0	0 12
13	GLASGOW, Kallan	6	9	0	0	0	0	0	5	5	2	12	3	1	0	2 32
20	WILLIAMS, Jacques	2	9	2	7	2	2	0	4	4	1	8	3	1	0	1 38
24	MURRAY, Nathan	5	7	0	1	0	0	1	1	2	3	10	0	0	1	22
30	BURKE, Jamaar	0	2	0	0	0	2	1	3	4	0</					



GAME 13

Jan. 4, 2010 • Vs. Oklahoma Panhandle St.
OPSU 4-7

Table with columns: ##, Player, tot-fg, 3-pt, ft fta, rebounds, pf, tp, a, to, blk, s, min. Includes player stats for Reggie Lassiter, Marcale Marshall, etc., and team totals.

West Texas A&M 9-4

Table with columns: ##, Player, tot-fg, 3-pt, ft fta, rebounds, pf, tp, a, to, blk, s, min. Includes player stats for HOLCOMBE, Jacques, HALL, LaDarius, etc., and team totals.

Officials: Chris Hill, Steve Heiman, Russ Eckert
Technical fouls: OPSU-None. West Texas A&M-None.
Attendance: 692
Score by Periods: 1st 2nd Total
OPSU 29 33 62
West Texas A&M 41 50 91

GAME 15

Jan. 9, 2010 • At Central Oklahoma
WTAMU 9-6

Table with columns: ##, Player, tot-fg, 3-pt, ft fta, rebounds, pf, tp, a, to, blk, s, min. Includes player stats for HOLCOMBE, Jacques, HALL, LaDarius, etc., and team totals.

UCO 11-4

Table with columns: ##, Player, tot-fg, 3-pt, ft fta, rebounds, pf, tp, a, to, blk, s, min. Includes player stats for WILLIAMS, Dauntae, RHYMES, Chris, etc., and team totals.

Officials: Eugene Jackson, Duane Smith, Toby Martinez
Technical fouls: West Texas A&M-None. Central Oklahoma-None.
Attendance: 400
Score by Periods: 1st 2nd Total
West Texas A&M 32 32 64
Central Oklahoma 49 46 95

GAME 14

Jan. 7, 2010 • At Northeastern State
WTAMU 9-5

Table with columns: ##, Player, tot-fg, 3-pt, ft fta, rebounds, pf, tp, a, to, blk, s, min. Includes player stats for HOLCOMBE, Jacques, DOTSON, Bijan, etc., and team totals.

NSU 7-5

Table with columns: ##, Player, tot-fg, 3-pt, ft fta, rebounds, pf, tp, a, to, blk, s, min. Includes player stats for SCROGGINS, Jesse, JONES, Jason, etc., and team totals.

Officials: Mickey Parish, Brian McAnally, Bobby Bonds
Technical fouls: West Texas A&M-None. Northeastern St. (OK)-None.
Attendance: 200
Score by Periods: 1st 2nd Total
West Texas A&M 21 41 62
Northeastern St. (OK) 29 40 69

GAME 16

Jan. 13, 2010 • Vs. Texas A&M-Kingsville
TAMU-K 10-6, 0-1 LSC

Table with columns: ##, Player, tot-fg, 3-pt, ft fta, rebounds, pf, tp, a, to, blk, s, min. Includes player stats for WALLACE, Ryan, MULLINS, Antwan, etc., and team totals.

West Texas A&M 10-6, 1-0 LSC

Table with columns: ##, Player, tot-fg, 3-pt, ft fta, rebounds, pf, tp, a, to, blk, s, min. Includes player stats for HOLCOMBE, J., HALL, LaDarius, etc., and team totals.

Officials: Darron Griffin, Ryan McDaniel, Cornell Scaife
Technical fouls: TAMUK-WALLACE, Ryan. West Texas A&M-None.
Attendance: 1,505
Score by Periods: 1st 2nd Total
Texas A&M-Kingsville 27 30 57
West Texas A&M 33 32 65

GAME 17

Jan. 16, 2010 • At Abilene Christian
West Texas A&M 11-6, 2-0

##	Player	tot-fg		3-pt		rebounds			pf	tp	a	to	blk	s	min		
		fg	fga	fg	fga	ft	fta	of								de	tot
01	HOLCOMBE, Jacque	* 1	4	0	1	0	2	2	4	6	3	2	1	1	0	0	27
05	HALL, LaDarius	* 6	9	3	6	4	4	1	3	4	0	19	2	3	0	0	33
22	TUCKER, Chris	* 5	10	1	4	8	10	0	3	3	1	19	3	3	0	0	35
24	BURNS, Nick	* 5	11	3	6	1	2	4	6	2	14	2	2	0	0	0	36
40	DOTSON, Bijan	* 3	6	0	0	4	6	1	4	5	3	10	1	4	2	1	19
14	MINCEY, Joe	0	1	0	0	0	0	1	2	3	2	0	0	3	0	0	16
30	FERNANDEZ, Tory	0	0	0	0	0	0	0	0	0	0	0	0	0	0	0	2
42	DAVIS, Alex	2	6	0	0	2	2	2	4	5	6	0	2	0	0	2	19
44	KIDD, Donnie	4	6	0	0	1	2	1	2	3	3	9	0	0	1	0	11
52	TUBB, Justin	0	0	0	0	0	0	0	0	0	0	0	1	0	0	0	2
TEAM																	
Totals.....		26	53	7	17	20	27	12	26	38	19	79	10	18	3	5	200
TOTAL FG%	1st Half: 10-26 38.5%	2nd Half: 16-27 59.3%		Game: 49.1%		DEADBALL											
3-Pt. FG%	1st Half: 5-12 41.7%	2nd Half: 2-5 40.0%		Game: 41.2%		REBOUNDS											
F Throw %	1st Half: 7-11 63.6%	2nd Half: 13-16 81.3%		Game: 74.1%		4											

Abilene Christian 7-10, 0-2 LSC

##	Player	tot-fg		3-pt		rebounds			pf	tp	a	to	blk	s	min		
		fg	fga	fg	fga	ft	fta	of								de	tot
10	DAVIS, Preston	* 0	1	0	0	2	3	0	1	1	1	2	2	0	0	2	22
13	SIMMS, Dosh	* 3	3	0	0	4	4	0	1	1	3	10	2	3	0	1	33
22	THOMPSON, Eddie	* 5	14	4	10	2	2	0	3	3	2	16	1	2	0	1	34
23	COLE, Giordan	* 5	7	0	0	3	5	0	2	2	5	13	0	1	1	2	24
32	WASHINGTON, M.	* 4	9	0	2	5	6	1	4	5	4	13	2	6	0	2	29
02	WHITE, Kevin	1	4	1	1	2	0	1	1	3	4	2	1	0	1	0	7
21	JOHNSON, Kend.	0	1	0	0	0	0	1	1	0	0	0	0	0	0	0	1
25	KABBA, Abby	2	2	0	0	1	2	0	2	1	5	1	2	0	0	0	15
33	LAMBERT, Riley	1	3	1	2	0	0	0	0	0	0	3	4	2	0	0	20
42	WARTON, Ben	1	2	0	0	0	0	1	1	2	0	2	1	0	0	0	15
TEAM																	
Totals.....		22	46	6	15	18	24	3	18	21	19	68	15	17	1	9	200
TOTAL FG%	1st Half: 11-21 52.4%	2nd Half: 11-25 44.0%		Game: 47.8%		DEADBALL											
3-Pt. FG%	1st Half: 3-5 60.0%	2nd Half: 3-10 30.0%		Game: 40.0%		REBOUNDS											
F Throw %	1st Half: 6-8 75.0%	2nd Half: 12-16 75.0%		Game: 75.0%		1											

Officials: Winston Robinson, Chuck Bristow, Frank Judge

Technical fouls: West Texas A&M-None. Abilene Christian-None.

Attendance: 1,200

Score by Periods	1st	2nd	Total
West Texas A&M	32	47	79
Abilene Christian	31	37	68

GAME 18

Jan. 20, 2010 • At #11-Midwestern State
West Texas A&M 11-7, 2-1

##	Player	tot-fg		3-pt		rebounds			pf	tp	a	to	blk	s	min		
		fg	fga	fg	fga	ft	fta	of								de	tot
01	HOLCOMBE, Jacque	* 1	3	0	0	0	2	1	2	3	5	2	0	4	0	0	20
40	DOTSON, Bijan	* 1	6	0	0	5	6	2	2	4	4	7	1	4	2	0	23
05	HALL, LaDarius	* 3	8	1	4	8	8	1	2	3	1	15	1	3	0	0	28
22	TUCKER, Chris	* 0	2	0	1	0	0	0	4	4	3	0	1	3	0	0	21
24	BURNS, Nick	* 1	3	0	2	4	4	0	6	6	2	6	3	5	0	1	36
03	PRYOR, DeVonte	4	4	0	0	1	0	0	0	1	8	2	1	0	0	0	5
14	MINCEY, Joe	1	7	0	0	12	16	4	1	5	2	14	0	3	0	0	22
20	ASHMORE, Jordan	0	1	0	1	0	0	0	0	1	0	0	0	0	0	0	3
30	FERNANDEZ, Tory	1	2	0	0	4	4	1	0	0	1	6	2	3	0	0	13
32	WHITE, Mason	0	0	0	0	0	0	0	0	0	0	0	0	0	0	0	2
34	COGBURN, Kendall	1	1	0	0	0	0	0	0	0	2	0	0	0	0	0	2
42	DAVIS, Alex	2	2	0	0	1	1	2	3	2	4	0	1	0	0	0	11
44	KIDD, Donnie	2	3	0	0	1	2	2	1	3	2	5	0	0	0	1	10
52	TUBB, Justin	0	0	0	0	0	0	1	1	1	0	0	0	0	1	0	4
TEAM																	
Totals.....		17	42	1	8	34	44	13	25	38	25	69	10	27	3	2	200
TOTAL FG%	1st Half: 5-18 27.8%	2nd Half: 12-24 50.0%		Game: 40.5%		DEADBALL											
3-Pt. FG%	1st Half: 1-4 25.0%	2nd Half: 0-4 0.0%		Game: 12.5%		REBOUNDS											
F Throw %	1st Half: 17-22 77.3%	2nd Half: 17-22 77.3%		Game: 77.3%		5											

Midwestern State 15-1, 1-1 LSC

##	Player	tot-fg		3-pt		rebounds			pf	tp	a	to	blk	s	min		
		fg	fga	fg	fga	ft	fta	of								de	tot
20	MOORE, Anthony	* 2	6	0	0	1	2	0	2	2	3	5	0	2	0	2	20
23	LOGAN, Charlie	* 6	9	0	0	0	1	4	2	6	5	12	0	2	1	3	14
01	HAGAN, Chris	* 2	8	0	2	0	1	0	0	0	3	4	5	3	0	2	28
15	EBIE, Jason	* 5	9	3	4	4	5	1	0	1	3	17	9	1	0	2	29
24	GREEN, Craig	* 7	12	1	3	5	7	1	3	4	2	20	5	1	0	1	31
02	CLARK, Melvin	0	2	0	1	0	0	0	0	0	1	0	0	0	0	0	5
03	GODWIN, Michael	2	11	0	1	0	1	7	2	9	5	4	1	1	1	1	16
10	WANDJI, Aboubakar	0	0	0	0	0	0	0	0	0	1	0	0	1	0	0	4
12	VAN BUREN, Ad.	7	10	2	5	4	5	2	2	4	0	20	1	3	0	1	27
22	TRILLI, Jon	1	1	0	0	2	1	1	2	4	2	1	1	0	0	0	10
33	AUSTIN, Rashad	3	6	0	0	1	4	5	9	4	6	0	1	5	2	16	
TEAM																	
Totals.....		35	74	6	16	14	25	22	17	39	31	90	22	16	7	14	200
TOTAL FG%	1st Half: 15-33 45.5%	2nd Half: 20-41 48.8%		Game: 47.3%		DEADBALL											
3-Pt. FG%	1st Half: 2-7 28.6%	2nd Half: 4-9 44.4%		Game: 37.5%		REBOUNDS											
F Throw %	1st Half: 5-9 55.6%	2nd Half: 9-16 56.3%		Game: 56.0%		3											

Officials: Art Brown, Kyle Ingram, Darron George

Technical fouls: West Texas A&M-HOLCOMBE, Jacque. Midwestern State-None.

Attendance: 2,812

Score by Periods	1st	2nd	Total
West Texas A&M	28	41	69
Midwestern State	37	53	90

GAME 19

Jan. 23, 2010 • Vs. Tarleton State
Tarleton State 15-3, 3-0 LSC

##	Player	tot-fg		3-pt		rebounds			pf	tp	a	to	blk	s	min		
		fg	fga	fg	fga	ft	fta	of								de	tot
10	BRYANT, Efran	* 4	6	3	5	8	9	1	4	5	2	19	5	3	0	3	33
12	HENRY, Corin	* 4	7	0	3	3	4	0	4	4	4	11	6	5	0	1	32
22	HILLS, Devon	* 6	11	2	4	2	4	0	2	2	4	16	0	2	0	0	37
33	OGUNOYE, Wale	* 1	2	0	0	1	2	0	2	2	4	3	1	1	0	1	25
41	WILSON, Jeremiah	* 3	6	0	0	0	0	1	1	5	6	1	2	3	0	0	25
02	SMITH, Donta	4	5	0	0	3	4	2	5	7	4	11	0	4	1	1	24
14	WASHINGTON, Da.	1	2	1	1	0	0	0	2	2	1	3	0	0	0	0	19
24	WEBB, Warren	0	0	0	0	0	0	0	0	0	0	1	0	0	0	0	3
34	HARBRELL, Chris	0	0	0	0	0	0	0	0	0	0	0	0	0	0	0	2
TEAM																	
Totals.....		23	39	6	13	17	23	3	20	23	24	69	14	17	4	6	200
TOTAL FG%	1st Half: 10-20 50.0%	2nd Half: 13-19 68.4%		Game: 59.0%		DEADBALL											
3-Pt. FG%	1st Half: 4-9 44.4%	2nd Half: 2-4 50.0%		Game: 46.2%		REBOUNDS											
F Throw %	1st Half: 7-8 87.5%	2nd Half: 10-15 66.7%		Game: 73.9%		1											

West Texas A&M 11-8, 2-2 LSC

##	Player	tot-fg		3-pt		rebounds			pf	tp	a	to	blk	s	min		
		fg	fga	fg	fga	ft	fta	of								de	tot
05	HALL, LaDarius	* 2	5	2	3	5	6	2	3	5	1	11	2	0	0	0	35
14	MINCEY, Joe	* 4	9	0	2	10	10	0	2	2	1	18	1	2	0	1	28
24	BURNS, Nick	* 3	14	1	6	0	0	1	4	5	4	7	2	2	0	4	34
32	WHITE, Mason	* 1	2	0	1	0	1	0	0	0	3	2	1	0	0	0	8
40	DOTSON, Bijan	* 2	3	0	0	0	2	3	5	4	0	5	0	0	0	0	17
01	HOLCOMBE, Jacque	2	5	0	0	1	1	2	2	4	1	4	0	4	2	8	28
03	PRYOR, DeVonte	1	1	0	0	0	3	1</									

GAME 21

Feb. 3, 2010 • At Eastern New Mexico
West Texas A&M 11-10, 2-4

#	Player	tot-fg		3-pt		rebounds			pf	tp	a	to	blk	s	min		
		fg	fga	fg	fga	of	de	tot									
32	WHITE, Mason	*	3	6	1	2	0	1	1	2	3	2	7	0	0	18	
40	DOTSON, Bijan	*	4	9	0	0	1	2	3	3	6	5	9	0	3	19	
14	MINCEY, Joe	*	1	5	1	1	0	0	2	4	6	2	3	1	0	13	
22	TUCKER, Chris	*	3	7	3	7	0	1	1	4	5	5	9	2	4	30	
24	BURNS, Nick	*	1	10	0	8	3	4	2	4	6	1	5	6	3	41	
01	HOLCOMBE, Jacque	1	4	0	1	0	0	3	1	4	3	2	2	2	2	23	
03	PRYOR, DeVonte	0	0	0	0	0	0	0	0	0	0	0	1	0	0	1	
05	HALL, LaDarius	5	13	1	3	2	3	1	0	1	0	13	0	4	0	33	
30	FERNANDEZ, Tory	0	1	0	1	2	2	1	0	1	0	2	1	0	0	10	
34	COGBURN, Kendall	0	0	0	0	0	0	0	0	0	0	0	0	0	0	3	
42	DAVIS, Alex	4	11	0	2	0	0	3	2	5	2	8	0	1	0	22	
44	KIDD, Donnie	0	0	0	0	0	0	1	1	2	1	0	0	0	0	12	
TEAM		3 3															
Totals.....		22	66	6	25	8	13	18	24	42	21	58	15	18	2	6	225
TOTAL FG%	1st Half: 7-24 29.2%	2nd Half: 14-33 42.4%		Game: 33.3%		DEADBALL											
3-Pt. FG%	1st Half: 1-7 14.3%	2nd Half: 5-14 35.7%		Game: 24.0%		REBOUNDS											
F Throw %	1st Half: 3-4 75.0%	2nd Half: 5-9 55.6%		Game: 61.5%		3											

Eastern New Mexico 8-12, 3-3 LSC

#	Player	tot-fg		3-pt		rebounds			pf	tp	a	to	blk	s	min		
		fg	fga	fg	fga	of	de	tot									
15	DARBY, Equis	*	1	4	0	0	0	1	7	8	1	2	0	3	2	33	
30	JEFFERSON, Tyler	*	2	5	0	0	14	18	3	5	8	4	18	0	4	35	
45	REID, Victor	*	4	8	1	1	0	0	1	2	2	9	1	3	1	42	
05	NELSON, Reggie	*	7	16	1	6	4	4	0	5	5	2	19	0	3	31	
12	MARSHALL, J.	*	3	8	0	3	3	3	0	4	4	1	9	4	0	39	
04	BRANCH, Alan	0	0	0	0	0	0	0	0	0	1	0	0	0	0	11	
10	HARDEN, Tralyn	0	1	0	1	0	0	0	1	1	0	0	0	0	0	10	
21	BROWN, Michael	2	7	0	0	0	0	4	1	5	1	4	0	3	1	19	
22	ROMERO, Jordan	0	0	0	0	0	0	0	0	0	1	0	0	0	0	3	
44	YORK, Tommy	0	0	0	0	0	0	0	0	0	2	0	1	0	1	2	
TEAM		3 3															
Totals.....		19	49	2	11	21	25	9	27	36	15	61	6	22	6	9	225
TOTAL FG%	1st Half: 8-23 34.8%	2nd Half: 10-23 43.5%		Game: 38.8%		DEADBALL											
3-Pt. FG%	1st Half: 0-5 0.0%	2nd Half: 2-6 33.3%		Game: 18.2%		REBOUNDS											
F Throw %	1st Half: 5-5 100%	2nd Half: 13-16 81.3%		Game: 84.0%		2											

Officials: Ronnie Hernandez, Oscar Payen, Mark Huffman

Technical fouls: West Texas A&M-None. Eastern New Mexico-None.

Attendance: 474

Score by Periods	1st	2nd	OT	Total
West Texas A&M	18	38	2	58
Eastern New Mexico	21	35	5	61

GAME 22

Feb. 6, 2010 • Vs. Eastern New Mexico
Eastern New Mexico 8-13, 3-4 LSC

#	Player	tot-fg		3-pt		rebounds			pf	tp	a	to	blk	s	min		
		fg	fga	fg	fga	of	de	tot									
05	NELSON, Reggie	*	3	14	0	3	2	2	1	1	2	5	8	2	6	0	28
12	MARSHALL, J.	*	1	8	0	0	2	2	1	1	2	5	4	2	3	0	23
15	DARBY, Equis	*	3	8	0	2	2	4	2	6	4	8	0	0	2	30	
30	JEFFERSON, Tyler	*	2	5	0	0	8	9	7	4	11	4	12	1	2	0	35
34	REID, Victor	*	0	8	0	3	3	4	1	4	5	1	3	1	1	0	23
04	BRANCH, Alan	0	0	0	0	0	0	2	0	2	0	0	0	0	0	3	
10	HARDEN, Tralyn	3	13	3	10	3	3	0	4	4	1	12	0	2	0	26	
21	BROWN, Michael	0	0	0	0	0	0	0	0	0	1	0	0	1	0	4	
22	ROMERO, Jordan	0	1	0	0	0	0	0	0	0	1	0	0	0	0	5	
44	YORK, Tommy	1	3	0	0	0	0	0	3	3	2	2	0	0	0	11	
TEAM		2 2 4															
Totals.....		13	60	3	18	20	22	18	21	39	26	49	6	15	0	6	200
TOTAL FG%	1st Half: 6-32 18.8%	2nd Half: 7-28 25.0%		Game: 21.7%		DEADBALL											
3-Pt. FG%	1st Half: 1-9 11.1%	2nd Half: 2-9 22.2%		Game: 16.7%		REBOUNDS											
F Throw %	1st Half: 5-6 83.3%	2nd Half: 15-16 93.8%		Game: 90.9%		0											

West Texas A&M 12-10, 3-4 LSC

#	Player	tot-fg		3-pt		rebounds			pf	tp	a	to	blk	s	min			
		fg	fga	fg	fga	of	de	tot										
14	MINCEY, Joe	*	3	6	1	1	4	6	2	1	3	2	11	2	4	0	1	27
22	TUCKER, Chris	*	1	3	1	3	3	4	0	2	2	4	6	1	3	0	2	33
24	BURNS, Nick	*	3	11	2	8	2	4	0	4	4	10	5	2	0	1	34	
32	WHITE, Mason	*	0	1	0	1	0	0	1	3	4	2	0	2	0	0	25	
40	DOTSON, Bijan	*	5	8	0	0	2	5	3	8	11	5	12	1	0	3	2	18
01	HOLCOMBE, J.	3	5	0	1	5	7	3	4	7	1	11	1	1	0	1	16	
05	HALL, LaDarius	3	9	0	4	7	8	2	3	5	1	13	0	3	1	1	26	
30	FERNANDEZ, Tory	0	0	0	0	0	0	0	0	0	1	0	0	2	0	0	8	
42	DAVIS, Alex	1	3	0	1	0	1	1	2	3	0	2	2	0	0	1	13	
44	KIDD, Donnie	1	1	0	0	0	0	1	3	4	2	2	0	0	0	0	10	
TEAM		1 1																
Totals.....		20	47	4	19	23	35	13	31	44	22	67	14	17	4	9	200	
TOTAL FG%	1st Half: 11-23 47.8%	2nd Half: 9-24 37.5%		Game: 42.6%		DEADBALL												
3-Pt. FG%	1st Half: 3-12 25.0%	2nd Half: 1-7 14.3%		Game: 21.1%		REBOUNDS												
F Throw %	1st Half: 7-12 58.3%	2nd Half: 16-23 69.6%		Game: 65.7%		5												

Officials: Winston Robinson, Mike Yell, Anthony Lopez

Technical fouls: Eastern New Mexico-None. West Texas A&M-None.

Attendance: 1677

Score by Periods	1st	2nd	Total
Eastern New Mexico	18	31	49
West Texas A&M	32	35	67

GAME 23

Feb. 10, 2010 • Vs. #6-Midwestern State
Midwestern State 21-2, 6-2 LSC

#	Player	tot-fg		3-pt		rebounds			pf	tp	a	to	blk	s	min			
		fg	fga	fg	fga	of	de	tot										
01	HAGAN, Chris	*	3	9	2	4	2	3	0	1	1	4	10	1	2	0	1	34
15	EBIE, Jason	*	4	7	0	1	0	1	2	3	5	3	8	5	4	1	3	36
20	MOORE, Anthony	*	4	10	1	6	3	5	2	3	5	4	12	1	2	0	4	28
23	LOGAN, Charlie	*	2	2	0	0	1	2	2	2	4	1	5	0	1	1	0	21
24	GREEN, Craig	*	2	10	1	7	4	6	1	2	3	3	9	1	2	0	2	36
03	GODWIN, Michael	2	4	1	3	0	0	0	1	1	5	5	1	1	0	0	18	
05	WILLIAMS, Chris	0	0	0	0	0	0	0	0	0	0	0	0	0	0	0	1	
22	TRILLI, Jon	0	0	0	0	0	0	0	0	1	1	0	0	0	0	0	5	
33	AUSTIN, Rashad	2	6	0	0	5	8	1	2	3	5	9	0	1	0	2	21	
TEAM		2 0 2																
Totals.....		19	48	5	21	15	25	10	15	25	25	58	9	13	2	12	200	
TOTAL FG%	1st Half: 7-24 29.2%	2nd Half: 10-22 45.5%		Game: 37.0%		DEADBALL												
3-Pt. FG%	1st Half: 3-7 42.9%	2nd Half: 3-11 27.3%		Game: 33.3%		REBOUNDS												
F Throw %	1st Half: 5-8 62.5%	2nd Half: 7-9 77.8%		Game: 70.6%		1												

West Texas A&M 13-10, 4-4 LSC

#	Player	tot-fg		3-pt		rebounds			pf	tp	a	to	blk	s	min			
		fg	fga	fg	fga	of	de	tot										
14	MINCEY, Joe	*	3	4	0	0	3	4	0	4	4	3	9	1	4	0	1	30
22	TUCKER, Chris	*	4	9	2	5	5	6	1	2	3	5	15	3	2	0	1	27
24	BURNS, Nick	*	5	11	2	5	3	4	1	2	3	2	15	5	3	0	2	36
32	WHITE, Mason	*	1	1	1	1	0	0	0	0	0	3	3	0	1	0	0	15
40	DOTSON, Bijan	*	5	7	0	0	3	4	3	8	11	2	13	0	3	2	3	29
01	HOLCOMBE, Jacque	1	1	0	0	1	3	3	3	6	3	3	3	2	0	0	24	
05	HALL, LaDarius	3	7	1	4	0	2	0	2	2	7	3	1	0	0	0	25	
30	FERNANDEZ, Tory	0	1	0	0	1	2	0	1	1	2	1	0	1	0	0	2	
42	DAVIS, Alex	1	2	0	0	0	0	0	0	0	0	2	0	0	0	0	9	
44	KIDD, Donnie	0	2	0	0	0	0	0	0	0	0	0	0	0	0	0	3	
TEAM		3 2 5																
Totals.....		23	45	6	15	16	25	11	24	35	22	68	15	19	2	7	200	
TOTAL FG%	1st Half: 11-25 44.0%	2nd Half: 12-20 60.0%		Game: 51.1%														

GAME 25

Feb. 17, 2010 • Vs. Angelo State
Angelo State 15-9, 6-3 LSC

##	Player	tot-fg		3-pt		rebounds					pf	tp	a	to	blk	s	min
		fg	fga	fg	fga	ft	fta	of	de	tot							
00	WEBSTER, Derrick	* 4	9	0	1	9	14	1	3	4	2	17	3	1	0	0	34
02	WILLIAMS, Stavon	* 7	13	2	5	5	0	4	4	3	21	3	2	0	1	38	
03	MAYS, Trey	* 0	1	0	0	2	4	3	2	5	4	2	2	0	0	26	
21	CORBETT, L.	* 11	18	4	6	10	14	0	1	1	36	2	4	0	0	38	
23	BARNES, Johnny	* 1	6	0	0	3	4	2	4	6	4	5	1	1	0	14	
05	HUCKABY, LaDonn	0	1	0	0	0	0	2	2	3	0	0	0	0	0	11	
24	BURCH, Shavar	0	1	0	0	0	0	0	0	1	0	0	1	1	0	1	
25	LENOX, Joey	0	0	0	0	0	0	0	0	2	0	0	0	0	0	2	
32	JOHNSON, Roger	0	0	0	0	0	2	0	1	1	0	0	1	0	0	5	
33	ONYIRIHOA, K.	0	0	0	0	1	2	1	2	3	4	1	1	2	0	10	
34	ELLIS, Chris	1	3	0	1	0	0	3	2	5	3	2	0	0	0	13	
41	WILLIAMS, Antwon	0	0	0	0	0	0	0	0	2	0	0	1	0	1	8	
TEAM								4		2		6					
Totals.....		24	52	6	13	30	45	14	23	37	30	84	12	13	1	4	200
TOTAL FG%	1st Half: 10-25 40.0%	2nd Half: 14-27 51.9%		Game: 46.2%		DEADBALL		REBOUNDS									
3-Pt. FG%	1st Half: 5-10 50.0%	2nd Half: 1-3 33.3%		Game: 46.2%		DEADBALL		REBOUNDS									
F Throw %	1st Half: 12-16 75.0%	2nd Half: 18-29 62.1%		Game: 66.7%		DEADBALL		REBOUNDS								9	

West Texas A&M 13-12, 4-6 LSC

##	Player	tot-fg		3-pt		rebounds					pf	tp	a	to	blk	s	min
		fg	fga	fg	fga	ft	fta	of	de	tot							
14	MINCEY, Joe	* 10	16	0	1	10	12	2	4	6	2	30	1	0	0	1	36
22	TUCKER, Chris	* 2	4	1	3	1	2	1	1	2	4	6	3	3	0	1	22
24	BURNS, Nick	* 4	12	2	6	4	5	1	3	4	3	14	4	3	0	0	39
32	WHITE, Mason	* 0	0	0	0	1	4	1	0	1	2	1	0	0	0	0	5
40	DOTSON, Bijan	* 3	6	0	0	4	6	3	4	7	5	10	1	2	1	0	20
01	HOLCOMBE, Jacques	2	2	0	0	0	0	4	2	6	4	4	0	1	0	0	16
05	HALL, LaDarius	3	14	0	4	5	8	2	0	2	2	11	4	3	0	1	33
20	ASHMORE, Jordan	0	0	0	0	0	0	0	0	0	0	0	0	0	0	0	0+
30	FERNANDEZ, Tony	1	2	0	0	2	5	3	0	3	3	4	2	1	0	1	17
42	DAVIS, Alex	2	2	1	1	0	0	0	5	5	3	5	0	0	2	0	10
44	KIDD, Donnie	0	0	0	0	0	0	0	0	1	0	0	0	0	0	0	2
TEAM								1		1							
Totals.....		27	58	4	15	27	42	17	20	37	29	85	15	13	3	4	200
TOTAL FG%	1st Half: 11-26 42.3%	2nd Half: 16-32 50.0%		Game: 46.6%		DEADBALL		REBOUNDS									
3-Pt. FG%	1st Half: 2-7 28.6%	2nd Half: 2-8 25.0%		Game: 26.7%		DEADBALL		REBOUNDS									
F Throw %	1st Half: 14-18 77.8%	2nd Half: 13-24 54.2%		Game: 64.3%		DEADBALL		REBOUNDS								6	

Officials: Mark Hughes, Mike Yell, Wilson Holland
Technical fouls: Angelo State-None. West Texas A&M-DAVIS, Alex.

Attendance: 1261

Score by Periods	1st	2nd	Total
Angelo State	37	47	84
West Texas A&M	38	47	85

GAME 27

Feb. 27, 2010 • Vs. Abilene Christian
Abilene Christian 8-19, 1-11 LSC

##	Player	tot-fg		3-pt		rebounds					pf	tp	a	to	blk	s	min
		fg	fga	fg	fga	ft	fta	of	de	tot							
02	WHITE, Kevin	* 1	2	0	0	0	0	0	0	5	2	0	4	0	1	8	
21	JOHNSON, Kendrick	* 1	3	0	0	0	0	2	1	3	0	2	0	0	0	6	
22	THOMPSON, Eddie	* 9	15	6	11	3	3	1	2	3	0	27	3	2	0	2	30
25	KABBA, Abby	* 2	5	0	0	1	2	1	1	2	4	5	0	3	0	2	18
33	LAMBERT, Riley	* 1	3	1	3	0	0	3	1	4	1	3	4	3	0	0	27
01	HEIMAN, Dustin	0	1	0	0	0	0	1	2	0	0	0	0	0	0	0	1
03	REED, Sawyer	0	5	0	4	0	0	0	1	1	2	0	2	0	0	2	15
10	DAVIS, Preston	0	4	0	1	0	1	0	1	1	2	0	1	3	0	1	16
13	SIMMS, Dosh	1	5	0	1	3	4	0	4	4	3	5	0	1	0	2	22
14	JOHNSON, Jared	1	1	0	0	0	0	0	0	0	2	0	0	0	0	0	1
23	COLE, Giordan	1	6	0	1	2	5	3	2	5	4	4	1	0	0	2	19
23	WASHINGTON, M.	3	9	1	1	3	4	2	2	4	3	10	2	4	1	1	20
40	GATES, Levi	0	0	0	0	0	0	0	0	0	0	0	0	0	0	0	5
42	WARTON, Ben	1	5	0	0	1	4	0	5	5	1	3	0	2	0	1	12
TEAM								3		1		4					
Totals.....		21	64	8	22	13	23	16	22	28	35	63	13	22	1	14	200
TOTAL FG%	1st Half: 8-30 26.7%	2nd Half: 13-34 38.2%		Game: 32.8%		DEADBALL		REBOUNDS									
3-Pt. FG%	1st Half: 2-13 15.4%	2nd Half: 6-9 66.7%		Game: 36.4%		DEADBALL		REBOUNDS									
F Throw %	1st Half: 8-13 61.5%	2nd Half: 5-10 50.0%		Game: 56.5%		DEADBALL		REBOUNDS								6	

West Texas A&M 15-12, 6-6 LSC

##	Player	tot-fg		3-pt		rebounds					pf	tp	a	to	blk	s	min
		fg	fga	fg	fga	ft	fta	of	de	tot							
14	MINCEY, Joe	* 3	5	0	0	1	2	4	6	0	6	2	2	0	2	2	25
22	TUCKER, Chris	* 3	6	1	3	0	0	0	3	3	3	7	3	5	0	1	26
24	BURNS, Nick	* 8	16	4	11	4	8	0	7	7	2	24	8	4	0	2	36
32	WHITE, Mason	* 2	4	0	1	0	0	2	2	1	4	4	1	0	0	21	
40	DOTSON, Bijan	* 5	8	0	0	2	4	2	2	4	3	12	2	1	4	0	21
01	HOLCOMBE, Jacques	3	5	0	0	1	4	4	5	9	3	7	0	2	2	1	23
05	HALL, LaDarius	1	8	0	3	8	10	1	4	5	1	10	0	1	0	1	22
30	FERNANDEZ, Tony	0	1	0	0	0	0	2	2	4	1	0	1	0	0	0	10
42	DAVIS, Alex	3	11	0	0	1	2	7	3	10	3	7	1	4	0	0	15
44	KIDD, Donnie	0	0	0	0	0	0	0	0	0	0	0	0	0	0	0	1
TEAM								1		1							
Totals.....		28	64	5	18	29	20	31	51	17	77	21	21	6	7	200	
TOTAL FG%	1st Half: 12-30 40.0%	2nd Half: 16-34 47.1%		Game: 43.8%		DEADBALL		REBOUNDS									
3-Pt. FG%	1st Half: 3-8 37.5%	2nd Half: 2-10 20.0%		Game: 27.8%		DEADBALL		REBOUNDS									
F Throw %	1st Half: 10-17 58.8%	2nd Half: 6-12 50.0%		Game: 55.2%		DEADBALL		REBOUNDS								7	

Officials: Mike Yell, Eugene Jackson, Brian McNutt
Technical fouls: Abilene Christian-None. West Texas A&M-None.

Attendance: 2167

Score by Periods	1st	2nd	Total
Abilene Christian	26	37	63
West Texas A&M	37	40	77

GAME 26

Feb. 24, 2010 • At Texas A&M-Kingsville
West Texas A&M 14-12, 5-6 LSC

##	Player	tot-fg		3-pt		rebounds					pf	tp	a	to	blk	s	min
		fg	fga	fg	fga	ft	fta	of	de	tot							
32	WHITE, Mason	* 3	4	0	0	1	2	1	4	5	1	7	0	2	0	1	19
40	DOTSON, Bijan	* 3	6	0	0	1	2	4	3	7	3	7	0	1	0	0	25
14	MINCEY, Joe	* 5	8	1	2	3	3	1	1	2	0	14	4	0	0	2	31
22	TUCKER, Chris	* 0	2	0	1	0	0	1	1	2	2	0	1	4	0	1	27
24	BURNS, Nick	* 5	14	5	10	0	1	1	3	4	1	15	1	4	0	1	40-
01	HOLCOMBE, Jacques	5	5	0	0	0	4	3	7	1	10	1	2	1	0	0	23
05	HALL, LaDarius	0	3	0	3	1	2	0	2	2	2	1	1	0	0	1	17
30	FERNANDEZ, Tony	0	0	0	0	0	0	1	1	2	0	1	1	0	0	0	5
42	DAVIS, Alex	4	8	0	0	0	2	2	4	3	8	0	1	0	0	0	11
44	KIDD, Donnie	0	1	0	0	0	0	0	0	0	1	0	0	1	0	0	2
TEAM								1		1							
Totals.....		25	51	6	16	6	10	14	21	35	16	62	9	17	1	6	200
TOTAL FG%	1st Half: 13-26 50.0%	2nd Half: 12-25 48.0%		Game: 49.0%		DEADBALL		REBOUNDS									
3-Pt. FG%	1st Half: 4-9 44.4%	2nd Half: 2-7 28.6%		Game: 37.5%		DEADBALL		REBOUNDS									
F Throw %	1st Half: 2-4 50.0%	2nd Half: 4-6 66.7%		Game: 60.0%		DEADBALL		REBOUNDS								1	

Texas A&M-Kingsville 13-13, 3-8 LSC

GAME 29

March 5, 2010 • Vs. Tarleton State
West Texas A&M 16-13

##	Player	tot-fg		3-pt		rebounds			pf	tp	a	to	blk	s	min		
		fg	fga	fg	fga	ft	fta	of								de	tot
14	MINCEY, Joe	* 2	5	1	1	0	0	0	2	2	5	5	0	4	0	22	
22	TUCKER, Chris	* 1	5	0	2	2	2	1	2	3	5	4	2	0	1	20	
24	BURNS, Nick	* 3	8	1	3	2	4	0	2	2	5	9	2	6	0	32	
32	WHITE, Mason	* 0	0	0	0	0	0	0	0	0	2	0	0	0	0	3	
40	DOTSON, Bijan	* 1	1	0	0	3	4	1	7	8	5	5	0	2	0	25	
01	HOLCOMBE, Jacque	3	6	1	2	7	9	1	3	4	3	14	1	3	0	32	
05	HALL, LaDarius	7	11	0	4	0	0	1	1	2	1	14	0	1	1	29	
20	ASHMORE, Jordan	0	1	0	1	0	0	1	0	1	0	0	0	0	0	1	
30	FERNANDEZ, Torv	1	3	0	1	2	5	0	2	2	2	4	4	1	0	16	
42	DAVIS, Alex	5	7	3	5	0	0	1	2	3	3	13	2	2	1	20	
TEAM						1			1								
Totals.....		23	47	6	19	16	24	7	21	28	31	68	11	19	2	4 200	
TOTAL FG%	1st Half: 10-23 43.5%	2nd Half: 13-24 54.2%		Game: 48.9%		DEADBALL											
3-Pt. FG%	1st Half: 0-5 0.0%	2nd Half: 6-14 42.9%		Game: 31.6%		REBOUNDS											
F Throw %	1st Half: 4-7 57.1%	2nd Half: 12-17 70.6%		Game: 66.7%													

Tarleton State 23-6

##	Player	tot-fg		3-pt		rebounds			pf	tp	a	to	blk	s	min		
		fg	fga	fg	fga	ft	fta	of								de	tot
10	BRYANT, Efran	* 6	10	3	7	7	8	1	3	4	3	22	5	2	0	2 34	
12	HENRY, Corin	* 6	10	2	3	11	13	0	8	8	2	25	3	1	0	3 33	
22	HILLS, Devon	* 3	7	0	2	4	4	1	3	4	1	10	1	3	0	3 29	
33	OGUNOYE, Wale	* 2	6	0	0	7	10	4	3	7	0	11	0	0	1	1 29	
41	WILSON, Jeremiah	* 2	6	0	0	3	4	1	5	6	4	7	1	1	1	1 25	
02	SMITH, Donta	1	1	0	0	3	4	0	1	1	5	5	0	2	0	0 8	
14	WASHINGTON, D.	0	3	0	1	0	0	0	0	1	0	0	1	0	0	13	
24	WEBB, Warren	1	1	0	0	0	0	1	0	1	2	2	2	0	0	23	
34	HARRELL, Chris	0	2	0	2	0	0	1	0	1	1	0	0	0	0	6	
TEAM						1			1								
Totals.....		21	46	5	15	35	43	9	23	32	19	82	12	12	2	10 200	
TOTAL FG%	1st Half: 10-23 43.5%	2nd Half: 11-23 47.8%		Game: 45.7%		DEADBALL											
3-Pt. FG%	1st Half: 2-10 20.0%	2nd Half: 3-5 60.0%		Game: 33.3%		REBOUNDS											
F Throw %	1st Half: 10-15 66.7%	2nd Half: 25-28 89.3%		Game: 81.4%													

Officials: K. C. Ely, Eugene Jackson, Jeff Campbell
Technical fouls: West Texas A&M-None. TARLETON-None.
Attendance: 993
Score by Periods

	1st	2nd	Total
West Texas A&M	24	44	68
TARLETON	32	50	82



THE LONE STAR CONFERENCE

Long known as a leader in intercollegiate athletics, the Lone Star Conference (LSC) is an innovative athletics conference which aims to provide a first-class competitive experience for member institutions and to allow for comprehensive development of student-athletes through academic services and life skills programming. The LSC continues to build upon its proud history while developing into one of NCAA Division II's most successful conferences.

The league's mission is to foster student participation and success among member institutions in Division II intercollegiate athletics as an integral part of each institution's total educational program. The LSC pursues student-athlete development with highest regard to the principles of academic excellence, sportsmanship, ethical conduct, resourcefulness, community service, gender equity, and diversity.

The LSC - founded on April 25, 1931 - has grown from a five-team conference of Texas-based schools to a 16-member league that spans three states (Texas, Oklahoma and New Mexico). The conference membership recently expanded by adding the University of the Incarnate Word in July 2010. The league continues to assist its member institutions in the maintenance of intercollegiate athletic programs that are compatible with the highest standards of education and competitive sports.

Throughout the league's 79-year history, various institutions have competed under the LSC banner. Today, only Texas A&M University-Commerce (then East Texas State) remains from the original group that was formed in 1931 when North Texas State, Southwest Texas State, Sam Houston State and Stephen F. Austin withdrew from the old Texas Intercollegiate Athletic Association.

The membership alignment has changed over the years, with current members having been added in each of the past five decades. Texas A&M-Kingsville (formerly Texas A&I) joined in 1954, followed by Angelo State in 1968 and Abilene Christian in 1973.

Conference membership remained within the Texas borders until 1984 when Eastern New Mexico was admitted. Since then, the LSC has grown to include members from Arkansas and Oklahoma.

Central Oklahoma (1987) and Cameron (1988, 1996) were the next additions in the LSC's expansion phase, while Texas Woman's (1989) and previous members West Texas A&M (1986, 1993) and Tarleton State (1968, 1994) joined the league soon after.

Midwestern State was admitted early in 1995, and the league grew again later that year with the acceptance of four more Oklahoma schools - East Central, Northeastern State, Southeastern Oklahoma and Southwestern Oklahoma - along with Harding and Ouachita Baptist from Arkansas.

That brought the league membership to 17, but Harding and OBU departed the conference after the 1999-2000 academic year, while UIW was added in 2010 to bring about the LSC's current look.

Other past members of the LSC include Trinity, Houston, Lamar, Howard Payne, Sul Ross State and McMurry.

Beginning with the 1997-98 academic year, the league was formed into two divisions - North and South - in football, volleyball, basketball, baseball and softball. Divisional champions are crowned according to results among division teams, with an overall league champion also being decided either by crossover games or a postseason championship tournament. Volleyball and baseball returned to playing without divisions in 2007-08, making this the fourth straight year for division play to be utilized in only football, basketball and softball.

While the LSC has maintained a long-standing tradition of competitive athletic programs for its members, many teams and individuals have gone on to distinguish themselves on the national stage. Entering 2010-11, LSC member institutions have collected more than 100 team national championships, including 72 in NCAA Division II. Angelo State provided the most recent addition to that total, claiming the women's track and field championship this past spring.

The LSC conducts conference championships in 16 sports (eight men and eight women). Men's championships include football, soccer, cross country, basketball, baseball, track and field, tennis and golf. Women's titles are determined in volleyball, soccer, cross country, basketball, softball, track and field, tennis and golf.

The conference office is located in Richardson, Texas, a northern suburb of Dallas. Stan Wagnon serves as Commissioner, with assistance from Jay Poerner (Compliance) and Melanie Robotham (Media Relations).

LSC BASKETBALL TITLES

1976	Howard Payne
1977	East Texas State
1978	East Texas State
1979	SW Texas State
1980	SW Texas State
1981	Sam Houston State
1982	Sam Houston State
1983	Stephen F. Austin
1984	Angelo State
1985	Abilene Christian
1986	Abilene Christian
1987	Abilene Christian
1988	Angelo State
1989	Angelo State
1990	West Texas A&M
1991	West Texas A&M
1992	Texas A&M-Kingsville
1993	Eastern New Mexico
1994	West Texas A&M
1995	Central Oklahoma
1996	Texas A&M-Kingsville
1997	Central Oklahoma
1998	Central Oklahoma
1999	Midwestern State
2000	Midwestern State
2001	West Texas A&M
2002	Northeastern State
2003	West Texas A&M
2004	Tarleton State
2005	Texas A&M-Commerce
2006	West Texas A&M
2007	Midwestern State
2008	Central Oklahoma
2009	Midwestern State
2010	Midwestern State



LONE STAR CONFERENCE STANDINGS

2009-10 LSC STANDINGS - FINAL

SOUTH DIVISION

TEAM	W-L	PCT	DIV.	PCT
Midwestern State	31-2	.939	10-2	.833
Tarleton State	24-8	.750	9-3	.750
Angelo State	17-11	.607	8-4	.667
West Texas A&M	16-13	.552	6-6	.500
Eastern New Mexico	10-16	.385	5-7	.417
Texas A&M-Kingsville	13-14	.481	3-9	.250
Abilene Christian	8-19	.296	1-11	.083

NORTH DIVISION

TEAM	W-L	PCT	DIV.	PCT
Central Oklahoma	22-7	.756	11-1	.917
Northeastern State	20-9	.690	10-2	.833
Texas A&M-Commerce	19-9	.679	8-4	.667
Southwestern Oklahoma	12-16	.429	6-6	.500
Southeastern Oklahoma	10-17	.370	5-7	.417
East Central	7-19	.269	2-10	.167
Cameron	10-16	.385	0-12	.000

LSC POSTSEASON RESULTS

LSC TOURNAMENT

MARCH 3

Northeastern State 66, Angelo State 58
 Midwestern State 77, Southwestern Oklahoma 65
 Tarleton State 83, Texas A&M-Commerce 76 (OT)
West Texas A&M 80, Central Oklahoma 79

MARCH 5

Midwestern State 74, Northeastern State 64
Tarleton State 82, West Texas A&M 68

MARCH 6

Midwestern State 65, Tarleton State 55

NCAA TOURNAMENT

MARCH 13 - SOUTH CENTRAL REGIONAL

Midwestern State 91, Incarnate Word 74
 Tarleton State 75, Nebraska-Omaha 71
 Fort Hays State 80, Central Oklahoma 64
 Central Missouri 78, Missouri Western State 59

MARCH 14 - SOUTH CENTRAL REGIONAL

Midwestern State 71, Tarleton State 56
 Central Missouri 80, Fort Hays State 73

MARCH 16 - SOUTH CENTRAL REGIONAL CHAMPIONSHIP

Midwestern State 60, Central Missouri 59

MARCH 24 - NCAA ELITE EIGHT

St. Cloud State 92, Midwestern State 88
 Indiana (Pa.) 80, Valdosta State 64
 Cal Poly-Pomona 69, St. Joe's (Ind.) 48
 Bentley 67, Augusta State 64

MARCH 25 - NCAA FINAL FOUR

Indiana (Pa.) 76, St. Cloud St. 70
 Cal Poly-Pomona 71, Bentley 63

MARCH 25 - NCAA DIVISION II CHAMPIONSHIP

Cal Poly-Pomona 65, Indiana (Pa.) 53

2009-10 LSC MEN'S BASKETBALL ALL-CONFERENCE AWARDS

SOUTH DIVISION - FIRST TEAM

Pos.	Player	School	Year
G	LaMarshall Corbett	Angelo State	Jr.
G	Craig Green	Midwestern State	Sr.
G	Jason Ebie	Midwestern State	Sr.
F	Devon Hills	Tarleton State	Jr.
G	Stavon Williams	Angelo State	Sr.

SOUTH DIVISION - SECOND TEAM

Pos.	Player	School	Year
G	Chris Hagan	Midwestern State	Jr.
G	Effran Bryant	Tarleton State	Sr.
G	Nick Burns	West Texas A&M	Sr.
F	Bijan Dotson	West Texas A&M	Sr.
F	Johnny Barnes	Angelo State	Sr.

SOUTH DIVISION - HONORABLE MENTION

Abilene Christian: G, Eddie Thompson, Jr.
Eastern New Mexico: G, Reggie Nelson, Jr.; F, Tyler Jefferson, Jr.; F, Equus Darby, Sr.
Tarleton State: F, Jeremiah Wilson, Sr.; Corin Henry, Jr.;
Texas A&M-Kingsville: G, Naquawn Lee, Sr.
West Texas A&M: G, LaDarius Hall, Jr.; G, Joe Mincey, Jr.

SOUTH DIVISION - SPECIAL AWARDS

Player of the Year: LaMarshall Corbett, Angelo State
Defensive Player of the Year: Jason Ebie, Midwestern State
Freshman of the Year: Dosh Simms, Abilene Christian
Newcomer of the Year: LaMarshall Corbett, Angelo State
Coach of the Year: Grant McCasland, Midwestern State

NORTH DIVISION - FIRST TEAM

Pos.	Player	School	Year
F	Dauntae Williams	Central Oklahoma	Jr.
C	Jason Jones	Northeastern State	Sr.
G	Ronnie Morgan	Texas A&M-Commerce	Sr.
G	Eric Cazenave	Central Oklahoma	Sr.
G	Dominique Gaines	Northeastern State	Jr.

NORTH DIVISION - SECOND TEAM

Pos.	Player	School	Year
G	Brian Singleton	Texas A&M-Commerce	Sr.
F	Damian Henderson	Southwestern Oklahoma	Sr.
F	Tyler Phillips	Central Oklahoma	So.
G	Chancellor Jones	Southwestern Oklahoma	Jr.
F	Kallen Glasgow	Cameron	Sr.
G	Mike Horn	Southeastern Oklahoma	So.
G	Cardell Hunter	Texas A&M-Commerce	Sr.

NORTH DIVISION - HONORABLE MENTION

Cameron: F, Jamaar Burke, Sr.
Central Oklahoma: G, Chris Rhymes, Sr.
East Central: G, Eric Allen, Sr.; G, Wayne Andrews, Jr.
Northeastern State: G, Marlon Bennett, Sr.
Southeastern Oklahoma: C, Will Slones, Sr.

NORTH DIVISION - SPECIAL AWARDS

Player of the Year: Dauntae Williams, Central Oklahoma
Defensive Player of the Year: Jason Jones, Northeastern State
Freshman of the Year: Preston Whitley, Texas A&M-Commerce
Newcomer of the Year: Chris Rhymes, Central Oklahoma
Coach of the Year: Terry Evans, Central Oklahoma

THE LONE STAR CONFERENCE

MEN'S BASKETBALL RECORDS

INDIVIDUAL GAME

Points: 55, Nate Granger, East Texas State vs. Paul Quinn, 1977 LSC Only: 52, Calvin Walker, East Texas State vs. Tarleton State, 1970; Eddie Robinson, Central Oklahoma vs. Southwestern Oklahoma, 1999

FG Made: 26, Nate Granger, East Texas State vs. Paul Quinn, 1977

FG Attempts: 44, Hoegie Simmons, Texas A&I vs. Abilene Christian, 1973

FT Made: 23, Gary Hopkins, Howard Payne vs. St. Mary's, 1978; Alex Wright, Central Oklahoma vs. Southeastern Okla. 1992

FT Attempts: 26, Gary Hopkins, Howard Payne vs. St. Mary's, 1978; Tyson Fisher, Central Oklahoma vs. Midwestern, 1996

3-PT Made: 11, Shawn Williams, Central Oklahoma vs. Nebraska-Kearney, 1990; Marlon Dawson, Central Oklahoma vs. Southeastern Oklahoma, 2001

3-PT Attempts: 28, Marlon Dawson, Central Oklahoma vs. Southeastern Oklahoma, 2001

3-PT Made Without Miss: 8, Kyrice Rambo, Southeastern Oklahoma vs. Texas A&M-Commerce, 2007

Rebounds: 31, Pete Harris, Stephen F. Austin vs. Texas A&I, 1973

Assists: 19, Gary Hopkins, Howard Payne vs. Lubbock Christian, 1979

Steals: 15, Broderick Bobb, Abilene Christian vs. Western NM, 1997

Blocks: 10, Ian Adams, East Central vs. Texas A&M-Internat'l, 2005; Carlos Silva, West Texas A&M vs. Southwestern Okla., 2004

INDIVIDUAL SEASON

Points: 883, Fred Davis, Howard Payne, 1969-70

Scoring Average: 31.5, Fred Davis, Howard Payne, 1970-71

FG Made: 328, Roland Miller, East Central, 1997-98

FG Attempts: 685, Hoegie Simmons, Texas A&I, 1974-75

FG Pct.: .709 (168 of 237), Richard Trice, Howard Payne, 1962

FT Made: 226, Lewis Gilcrease, Southwest Texas State, 1952-53

FT Attempts: 268, Joe Newton, Central Oklahoma, 1997-98

FT Pct.: .931 (54 of 58) Eddie Thompson, Abilene Christian, 2009-10

3-PT Made: 139, Shawn Pughsley, Central Oklahoma, 1997-98

3-PT Attempts: 318, Shawn Williams, Central Oklahoma, 1990-91

3-PT Pct.: .523, Tom Gummings, Texas A&I, 1988-89 (54 of 104)

3-PT Made Per Game: 4.4, Shawn Williams, Central Oklahoma, 1990-91

Rebounds: 522, Pete Harris, Stephen F. Austin, 1971-72

Rebound Avg.: 19.3, Pete Harris, Stephen F. Austin, 1971-72

Assists: 273, Gary Hopkins, Howard Payne, 1979-80

Assists Avg.: 9.7, Gary Hopkins, Howard Payne, 1979-80

Steals: 128, Abdullah Lawal, Southwestern Oklahoma, 2008-09

Steals Avg.: 4.3 (128 in 30 games), Abdullah Lawal, Southwestern Oklahoma, 2008-09

Blocks: 126, Johnny Tyson, Central Oklahoma, 1993-94

Blocks Avg.: 4.7 (126 in 27 games) Johnny Tyson, Central Oklahoma, 1993-94

INDIVIDUAL CAREER

Points:

Two Seasons: 1,637, Alex Wright, Central Okla, 1992-93

Three Seasons: 2,026, Fred Davis, Howard Payne, 1967-70

Four Seasons: 2,380, Nate Granger, East Texas State, 1973-77

Scoring Avg.: 28.5, Fred Davis, Howard Payne, 1967-70

FG Made:

Two Seasons: 592, Hoegie Simmons, Texas A&I, 1972-74

Three Seasons: 797, Fred Davis, Howard Payne, 1967-70

Four Seasons: 988, Nate Granger, East Texas State, 1973-77

FG Attempts: 1,829, Jacky Fryman, Sul Ross, 1962-66

FG Pct.: .681, Richard Trice, Howard Payne, 1960-63

FT Made: 606, Jack Fryman, Sul Ross, 1962-66

FT Attempts: 883, Jack Fryman, Sul Ross, 1962-66

FT Pct.: .871, Dennis Leach, Texas A&I, 1966-70

3-PT Made: 325, Stephen Hamrick, Eastern New Mexico, 1992-96

3-PT Attempts: 811, Stephen Hamrick, Eastern N.M., 1992-96

3-PT Pct.: .499, Charles Byrd, West Texas State, 1986-88

3-PT Per Game: 3.7, Shawn Williams, Central Oklahoma, 1989-91

Rebounds: 1,682, James Lister, Sam Houston State, 1969-73

Rebound Avg.: 17.0, Pete Harris, Stephen F. Austin, 1970-73

Assists: 789, Randall Moore, Abilene Christian, 1976-80

Assists Avg.: 6.9, (789 in 115 games) Randall Moore, Abilene Christian, 1976-80

Steals: 269, Abdullah Lawal, Southwestern Oklahoma, 2006-09

TEAM GAME

Points: 167, Central Oklahoma vs. Baptist Christian, 1993; Central Oklahoma vs. Arkansas Baptist, 1993

Combined Points (two teams): 268, Central Oklahoma vs. Nebraska-Kearney, 1991-92 (UCO won 140-128)

Largest Margin of Victory: 104, Central Oklahoma vs. Arkansas Baptist, 1995 (UCO won 158-54).

FG Made: 67, Stephen F. Austin vs. Paul Quinn, 1973; Central Oklahoma vs. Baptist Christian, 1993; Central Oklahoma vs. Arkansas Baptist, 1993

FG Attempts: 119, Central Oklahoma vs. Baptist Christian, 1993

FG Percentage: .737, (42 of 57) Abilene Christian vs. Texas A&M-Kingsville, 1983

FT Made: 50, Howard Payne vs. Sul Ross, 1966

FT Attempts: 70, Central Oklahoma vs. University of Dallas, 1990

FT Made Without Miss: 23, Texas A&I vs. Concordia Lutheran, 1990

3-PT Made: 28, Central Oklahoma vs. East Central, 2009

3-PT Attempts: 57, Central Oklahoma vs. East Central, 2009

3-PT Made Without Miss: 4, Abilene Christian vs. Texas A&I, 1988

Rebounds: 84, Stephen F. Austin vs. Abilene Christian, 1976

Assists: 42, Central Oklahoma vs. Baptist Christian, 1993

Steals: 26, Central Oklahoma vs. Arkansas Baptist, 2001

Blocks: 14, Central Oklahoma vs. Arkansas Baptist, 1993

TEAM SEASON

Points: 3,566, Central Oklahoma, 1991-92

Scoring Avg.: 113.6, Central Oklahoma, 1992-93.

Scoring Defense: 1,153, Stephen F. Austin, 1958-59.

Scoring Defense Avg.: 48.8, Southwest Texas State, 1951-52

FG Made: 1,321, Central Oklahoma, 1991-92.

FG Attempts: 2,653, Central Oklahoma, 1991-92.

FG Percentage: .563, Stephen F. Austin, 1968-69.

FT Made: 778, Sam Houston State, 1968-69

FT Attempts: 1,092, Sam Houston St., 1968-69

FT Percentage: .805 (449 of 558), Southwest Texas State, 1967-68

3-PT Made: 353, Central Oklahoma, 1991-92.

3-PT Att.: 982, Central Oklahoma, 1994-95.

3-PT Pct.: .438, Texas A&I, 1988-89

3-PT Per Game: 11.1, Central Oklahoma, 1992-93

Rebounds: 1,535, Sam Houston State, 1968-69

Rebound Avg.: 55.6, Stephen F. Austin, 1954-55

Steals: 367, Central Oklahoma, 1991-92

Blocks: 211, Central Oklahoma, 1993-94

THE RECORD BOOK

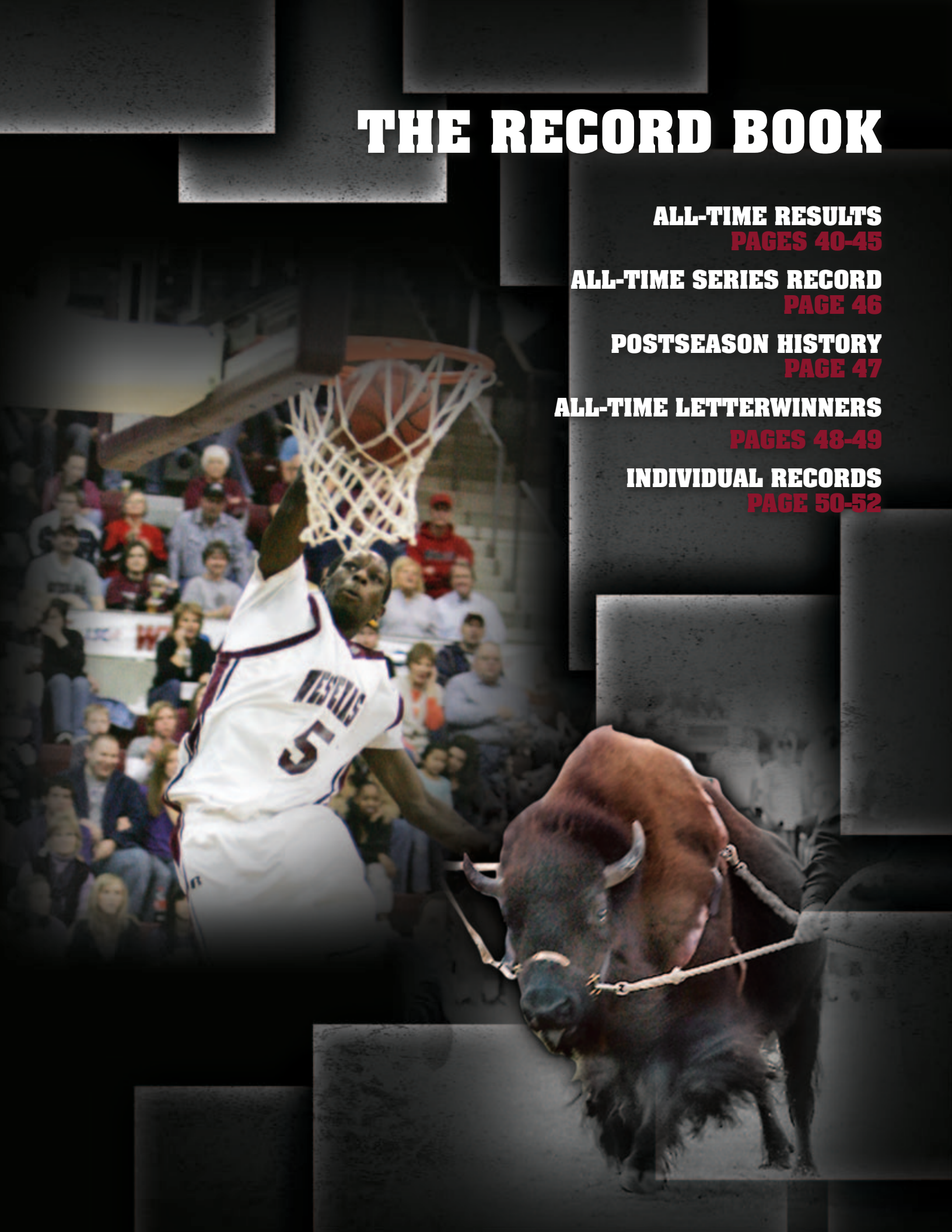
ALL-TIME RESULTS
PAGES 40-45

ALL-TIME SERIES RECORD
PAGE 46

POSTSEASON HISTORY
PAGE 47

ALL-TIME LETTERWINNERS
PAGES 48-49

INDIVIDUAL RECORDS
PAGE 50-52





ALL-TIME YEAR-BY-YEAR RESULTS

1920-21

**COACH: WAYNE MCCORKLE
WON 8 LOST 2**

at Wayland Baptist (W)	61	15
at Wayland Baptist (W)	46	15
at Clarendon (W)	29	13
at Clarendon (L)	30	33
Wayland Baptist (W)	78	14
Wayland Baptist (W)	70	30
Clarendon (W)	60	36
Clarendon (W)	36	26
at Hardin-Simmons (L)	29	37
at Hardin-Simmons (W)	19	18

1921-22

**COACH: SAM BURTON
WON 12 LOST 4**

at Hardin-Simmons (L)	19	29
at Hardin-Simmons (L)	21	22
at Abilene Christian (L)	33	34
at Abilene Christian (W)	25	24
Clarendon (W)	62	27
Clarendon (W)	57	47
at New Mexico Military (L)	31	42
at New Mexico Military (W)	42	28
Decatur Baptist (W)	56	23
Decatur Baptist (W)	66	33
at Wayland (W)	50	34
at Wayland (W)	31	27
Wayland (W)	53	19
Wayland (W)	57	28
at Clarendon (W)	50	30
at Clarendon (W)	62	38

1922-23

**COACH: SAM BURTON
WON 13 LOST 3**

Howard Payne (W)	31	23
Howard Payne (W)	26	14
Hardin-Simmons (L)	26	30
Hardin-Simmons (W)	30	17
at North Texas (L)	27	28
at North Texas (W)	24	22
at TAMU-Commerce (W)	25	15
at TAMU-Commerce (W)	21	19
at Southwestern U (W)	29	28
at Southwestern U (W)	30	12
at Sam Houston State (L)	27	28
at Sam Houston State (W)	29	21
at Southwest Texas State (W)	28	5
at Southwest Texas State (W)	30	14
New Mexico Military (W)	53	9
New Mexico Military (W)	26	17

1923-24

**COACH: SAM BURTON
WON 13 LOST 3**

Wayland Baptist (W)	28	21
Wayland Baptist (W)	26	13
Abilene Christian (W)	37	20
Abilene Christian (W)	37	23
New Mexico Military (W)	55	15
New Mexico Military (W)	53	12
Sam Houston State (W)	46	22
Sam Houston State (W)	29	22
at Hardin-Simmons (W)	25	14
at Hardin-Simmons (L)	17	19
at North Texas State (W)	25	20
at North Texas State (L)	20	17
at Oklahoma State (L)	36	42
at Oklahoma State (L)	8	36
at New Mexico Military (W)	42	11
at New Mexico Military (W)	46	26

1924-25

**COACH: SAM BURTON
WON 20 LOST 3**

at Southwestern U (L)	19	23
at Southwest Texas State (W)	29	26
at Southwest Texas State (W)	27	17
at Sam Houston State (L)	17	18
at Sam Houston State (W)	28	24
at S.F. Austin State (W)	27	14
at S.F. Austin State (W)	19	18
New Mexico Military (W)	71	22
New Mexico Military (W)	56	11
Hardin-Simmons (W)	47	13
Hardin-Simmons (W)	37	23
Trinity (L)	5	14
Trinity (W)	57	17

at New Mexico Military (W)	42	22
at New Mexico Military (W)	43	18
North Texas (W)	25	20
North Texas (W)	27	13
at Abilene Christian (W)	30	12
at Abilene Christian (W)	36	18
at McMurry (W)	39	26
at McMurry (W)	38	25
at Hardin-Simmons (W)	40	24
at Hardin-Simmons (L)	25	32

1925-26

**COACH: SAM BURTON
WON 12 LOST 4**

Wayland Baptist (W)	28	12
Daniel Baker (W)	33	24
Daniel Baker (W)	45	24
at Wayland Baptist (W)	33	15
at Texas Tech (W)	32	17
McMurry (W)	42	14
Texas Tech (W)	43	19
Texas Tech (W)	42	21
New Mexico Military (W)	46	16
Abilene Christian (L)	31	37
Abilene Christian (W)	35	25
at North Texas (L)	32	37
North Texas (W)	31	29
Texas A&M-Commerce (L)	33	36
at Texas A&M-Commerce (W)	26	33
at Texas A&M-Commerce (W)	31	12

1926-27

**COACH: SAM BURTON
WON 23 LOST 3**

at Baylor (W)	28	15
at Texas (W)	41	36
Southwestern Okla. (L)	32	45
Southwestern Okla. (W)	26	22
at New Mexico Military (W)	23	15
at New Mexico Military (W)	31	21
Sul Ross State (W)	34	26
Sul Ross State (W)	35	18
Wayland Baptist (W)	42	17
Sam Houston State (W)	46	9
Sam Houston State (W)	42	16
Texas Tech (W)	43	19
Texas Tech (W)	40	17
Texas A&M-Commerce (W)	44	23
Texas A&M-Commerce (W)	51	13
at Texas Tech (W)	40	18
at Texas Tech (W)	38	23
at Daniel Baker (L)	35	38
at Daniel Baker (W)	31	30
at McMurry (W)	35	18
at McMurry (W)	39	20
at Abilene Christian (W)	29	19
at Abilene Christian (W)	39	33
North Texas (W)	28	22
North Texas (L)	17	26
at North Texas (W)	29	22

1927-28

**COACH: SAM BURTON
WON 19 LOST 4**

at Texas (L)	33	41
at Baylor (W)	39	31
at Baylor (L)	27	38
Southwestern Okla. (W)	46	24
Southwestern Okla. (W)	42	24
Texas Tech (W)	27	25
Texas Tech (W)	25	20
Abilene Christian (W)	34	29
Abilene Christian (W)	42	29
at North Texas (L)	12	22
at North Texas (W)	26	19
at TAMU-Commerce (W)	27	25
at TAMU-Commerce (W)	25	17
McMurry (W)	44	25
McMurry (W)	40	23
Hardin-Simmons (W)	63	36
Hardin-Simmons (W)	60	30
at Texas Tech (L)	29	39
at Texas Tech (W)	36	35
New Mexico Military (W)	57	5
New Mexico Military (W)	36	9
Stephen F. Austin (W)	48	22
Stephen F. Austin (W)	52	25

1928-29

**COACH: SAM BURTON
WON 17 LOST 4**

at Baylor (W)	50	28
at Baylor (W)	47	26
Southwestern Okla. (W)	33	31
Southwestern Okla. (W)	25	19
Panhandle State (W)	37	28
Panhandle State (W)	41	30
at Texas A&M-Commerce (L)	33	39
at Texas A&M-Commerce (L)	28	31
Wayland Baptist (W)	57	20
Wayland Baptist (W)	47	7
Daniel Baker (W)	39	30
Daniel Baker (L)	31	36
Texas Tech (W)	32	14
at Texas Tech (W)	33	24
at New Mexico Military (W)	46	17
at New Mexico Military (W)	25	19
Texas Tech (W)	48	26
Texas Tech (W)	51	22
at Daniel Baker (L)	27	33
New Mexico Highlands (W)	37	28
New Mexico Highlands (W)	30	16

1929-30

**COACH: SAM BURTON
WON 18 LOST 3**

Hardin-Simmons (W)	32	19
at New Mexico State (W)	34	18
at New Mexico State (W)	36	15
at Texas-El Paso (W)	30	21
at Sul Ross State (W)	43	29
at Sul Ross State (W)	41	17
North Texas (W)	26	17
North Texas (L)	21	23
Phillips 66 (L-exhib.)	22	54
Abilene Christian (W)	54	18
Abilene Christian (W)	53	17
Sul Ross State (W)	50	19
Sul Ross State (W)	49	13
at Texas Tech (W)	33	24
at Texas Tech (W)	37	35
at McMurry (W)	23	19
at McMurry (W)	37	28
at Hardin-Simmons (L)	20	32
Texas Tech (L)	32	38
Texas Tech (W)	25	14
Panhandle State (W)	42	30
at New Mexico Military (W)	52	11

1930-31

**COACH: SAM BURTON
WON 17 LOST 2**

Baylor (L)	32	36
Panhandle State (W)	45	18
Texas-El Paso (W)	41	26
Texas Tech (W)	39	23
Texas Tech (W)	31	29
Phillips 66 (L-exhib.)	29	30
Hardin-Simmons (W)	38	17
Daniel Baker (W)	35	34
Daniel Baker (W)	26	17
Abilene Christian (W)	49	24
Abilene Christian (W)	39	26
McMurry (W)	48	25
McMurry (W)	41	11
Sul Ross State (W)	42	21
Sul Ross State (W)	59	23
Texas Tech (W)	50	43
Texas Tech (W)	43	29
Texas A&M-Commerce (W)	51	33
Texas A&M-Commerce (L)	30	25
Texas A&M-Commerce (W)	32	29

1931-32

**COACH: SAM BURTON
WON 20 LOST 3**

Southwestern Okla. (W)	34	22
Southwestern Okla. (W)	23	15
at Sul Ross State (W)	51	25
at Sul Ross State (W)	43	29
at Texas Tech (W)	54	36
at Texas Tech (W)	52	21
Panhandle State (W)	77	28
Panhandle State (W)	90	18
at North Texas (W)	47	18
at Texas Christian (L)	31	37
at McMurry (W)	47	30
at McMurry (W)	43	41
at Hardin-Simmons (W)	57	40
at Hardin-Simmons (W)	51	34

at Hardin-Simmons (W)	48	22
at Hardin-Simmons (W)	63	36
Abilene Christian (W)	50	32
Abilene Christian (W)	40	26
Texas Tech (W)	51	35
Texas Tech (W)	45	35

AAU National Tournament

*Kansas City Athletic Club (W) 32 25
*Southern Kansas Stage (L) 26 37
at Southern Kansas Stage (L) 31 40

1932-33

**COACH: SAM BURTON
WON 19 LOST 3**

Olson's Swedes (W)	46	22
Alumni (W-exhib.)	51	43
Southwestern Okla. (W)	36	20
Southwestern Okla. (W)	32	28
Southern Kansas Stage (L)	18	38
Oklahoma City (W)	41	22
Phillips (L)	28	36
House of David (W)	49	31
Southwestern Okla. (W)	51	19
Texas Tech (W)	66	30
Texas Tech (W)	42	17
Wichita Henry's (W)	29	26
Wichita Henry's (L)	37	39
Oklahoma City (W)	43	24
Oklahoma City (W)	35	28
Southwestern Okla. (W)	44	31
Southwestern Okla. (W)	37	31
Southern Kansas Stage (W)	30	23
Pasadena Majors (W)	42	30
Texas Tech (W)	43	29
Texas Tech (W)	37	25

AAU National Tournament

*Northwestern Oklahoma (W) 36 28
*Central Missouri (W) 33 25
*Wichita Henry's (L) 17 37

1933-34

**COACH: CARL YORK
WON 7 LOST 12**

Southwestern Okla. (L)	30	43
Southwestern Okla. (L)	25	26
Northwestern Oklahoma (L)	23	36
Northwestern Oklahoma (W)	32	25
New Mexico Highlands (W)	32	21
New Mexico Highlands (W)	25	23
Central Oklahoma (L)	33	37
Central Oklahoma (L)	29	39
Texas Tech (W)	23	22
Texas Tech (L)	22	29
Arizona State (W)	48	32
New Mexico Highlands (W)	36	32
New Mexico Highlands (L)	25	33
Texas Tech (L)	27	34
Texas Tech (L)	27	32
Northwestern Oklahoma (L)	31	37
Northwestern Oklahoma (L)	34	42
Southwestern Okla. (L)	24	33
Southwestern Okla. (W)	29	25

1934-35

**COACH: AL BAGGETT
WON 12 LOST 6**

Panhandle State (L)	27	33
Texas Tech (W)	36	27
Texas Tech (L)	25	53
Central Oklahoma (L)	28	31
Central Oklahoma (W)	36	26
Sul Ross State (W)	39	21
Sul Ross State (W)	32	25
New Mexico Highlands (W)	47	34
New Mexico Highlands (W)	36	31
Panhandle State (W)	45	35
Panhandle State (W)	27	24
Sul Ross State (W)	34	32
Sul Ross State (L)	35	36
Texas Tech (W)	33	27
Texas Tech (W)	28	21
Hardin-Simmons (L)	38	41
Hardin-Simmons (W)	37	36

AAU National Tournament
*Hutchinson (Kan.) (L) 28 47

1935-36

**COACH: AL BAGGETT
WON 19 LOST 9**

Eastern New Mexico (W)	46	24
Eastern New Mexico (W)	59	19
McPherson (W)	53	25

Panhandle State (W)	38	24
Northwestern Oklahoma (L)	27	30
Baker (W)	33	24
Phillips (W)	35	23
Southwestern Okla. (L)	32	42
Texas A&M-Commerce (L)	31	33
Texas A&M-Commerce (L)	38	44
Stephen F. Austin (L)	24	30
Sam Houston State (W)	27	21
McMurry (W)	47	25
St. Mary's (Texas) (W)	36	24
St. Mary's (Texas) (W)	55	26
Hardin-Simmons (L)	32	36
Hardin-Simmons (L)	34	38
Abilene Christian (W)	41	19
McMurry (L)	35	40
Panhandle State (W)	44	25
Panhandle State (W)	37	25
Oklahoma City (W)	38	24
Oklahoma City (W)	37	23
Texas Wesleyan (W)	43	22
Texas Wesleyan (W)	36	29
Hardin-Simmons (W)	43	42
Hardin-Simmons (W)	37	31

AAU National Tournament
*Arkansas St. Teachers (L) 37 50

1936-37

**COACH: AL BAGGETT
WON 13 LOST 17**

Colorado Mines (W)	53	37
Colorado Mines (W)	56	26
Central Oklahoma (L)	31	35
Southwestern Okla. (W)	34	23
Oklahoma Baptist (L)	31	33
Northwestern Oklahoma (L)	31	37
Texas A&M-Commerce (L)		

Hardin-Simmons (W)	25	24
NAIB National Tour., Kansas City, Mo.		
*Westminster (Mo.) (W)	35	34
*Roanoke (L)	34	38
*Colorado College (L)	45	55

1938-39

COACH: AL BAGGETT WON 21 LOST 9

Southwestern Okla. (L)	45	46
Colorado Mines (W)	48	41
Colorado Mines (W)	51	39
Tulsa (L)	32	39
Texas Wesleyan (L)	29	38
Texas A&M-Commerce (W)	58	51
Phillips (W)	27	26
Northwestern Oklahoma (W)	32	23
St. Mary's (Texas) (W)	59	32
St. Mary's (Texas) (W)	44	24
Oklahoma City (W)	33	23
Oklahoma City (W)	42	32
Southwestern Okla. (W)	46	31
Hardin-Simmons (W)	45	30
Hardin-Simmons (W)	38	28
St. Mary's (Texas) (L)	40	47
St. Mary's (Texas) (W)	40	32
Texas A&M-Kingsville (L)	32	34
Texas A&M-Kingsville (W)	52	18
Oklahoma City (L)	36	41
Oklahoma City (W)	47	30
Oklahoma City (W)	65	34
Texas A&M-Commerce (W)	45	35
Texas A&M-Commerce (L)	38	44
Chihuahua Teachers (W)	80	58
Western New Mexico (W)	57	49
Central Missouri (L)	34	43
Hardin-Simmons (W)	61	30
Hardin-Simmons (W)	56	26
NAIB National Tour., Kansas City, Mo.		
Dakota Wesleyan (L)	38	41

1939-40

COACH: AL BAGGETT WON 26 LOST 8

Western New Mexico (L)	26	29
Western New Mexico (L)	35	36
Drake (W)	71	60
Drake (L)	33	38
Arkansas (L)	43	48
Phillips (L)	35	38
Arizona (W)	52	43
Tulsa (W)	42	30
McMurry (W)	65	32
McMurry (W)	72	35
Abilene Christian (W)	56	35
Abilene Christian (W)	43	35
Hardin-Simmons (W)	49	25
Hardin-Simmons (L)	25	32
Daniel Baker (W)	79	19
Daniel Baker (W)	78	47
Texas A&M-Kingsville (W)	67	20
Texas A&M-Kingsville (W)	62	28
St. Mary's (Texas) (W)	74	43
St. Mary's (Texas) (W)	44	41
St. Mary's (Texas) (W)	69	36
St. Mary's (Texas) (W)	69	37
Hardin-Simmons (W)	75	39
Hardin-Simmons (W)	73	35
Western New Mexico (W)	42	41
Western New Mexico (L)	48	49
*New Mexico Highlands (W)	70	61
*Peru State (W)	81	63
*Western New Mexico (W)	63	49
Stephen F. Austin (L)	54	50
Chihuahua State (W)	66	57
Chihuahua State (W)	45	40

NAIB National Tour., Kansas City, Mo.

*South Dakota Northern (W)	60	52
*Iarkio (L)	49	50

1940-41

COACH: AL BAGGETT WON 29 LOST 6 (BORDER CONF. 16-0)

Southern Methodist (L)	32	34
Southern Methodist (W)	46	36
Baker (W)	59	50
South Dakota (W)	67	42
Omaha (W)	53	35
Morningside (W)	52	41
Drake (L)	48	51
Drake (W)	50	49
Simpson (L)	48	65
Nebraska State (W)	67	42
Tarkio (W)	53	45
Tulsa (W)	61	42
Southeastern Okla. (W)	44	28
Texas (L)	40	43

Oklahoma State (L)	41	44
McMurry (W)	74	27
McMurry (W)	73	36
Hardin-Simmons (W)	74	40
Hardin-Simmons (W)	76	36
Texas A&M-Kingsville (W)	73	26
Texas A&M-Kingsville (W)	50	36
St. Mary's (Texas) (W)	53	50
St. Mary's (Texas) (W)	49	34
Hardin-Simmons (W)	80	35
Hardin-Simmons (W)	76	34
Texas A&M-Kingsville (W)	87	47
Texas A&M-Kingsville (W)	90	22
St. Mary's (Texas) (W)	60	28
St. Mary's (Texas) (W)	65	51
Oklahoma City (W)	65	25

NAIB National Tour., Kansas City, Mo.

*Dubuque (W)	77	39
*St. Mary's (Minn.) (W)	52	39
*Delta State (W)	54	34
*San Diego State (L)	40	43
*Santa Barbara (W)	43	35

1941-42

COACH: AL BAGGETT WON 28 LOST 3 (BORDER CONF. 14-0)

at Chihuahua State (W)	60	46
at Chihuahua State (W)	49	35
Eastern New Mexico (W)	111	22
Omaha (W)	88	25
Texas-El Paso (W)	75	45
Northern Arizona (W)	64	36
Arizona State (W)	55	29
Arizona (W)	71	52
East Central (W)	70	37
Arkansas (W)	54	41
Pittsburg State (W)	57	55
Oklahoma State (W)	37	31
at Bradley (L)	49	52
at Evansville (W)	64	45
at DePaul (W)	60	43
New Mexico (W)	67	44
New Mexico State (W)	78	37
at Buffalo State (W)	105	42
*Long Island (L-OT)	56	58
at St. Joseph's (Pa.) (W)	59	56
Hardin-Simmons (W)	87	30
Texas Tech (W)	63	49
Hardin-Simmons (W)	108	45
Northern Arizona (W)	93	42
Arizona State (W)	87	39
Arizona (W)	66	59
New Mexico (W)	75	45
New Mexico State (W)	81	47
Texas-El Paso (W)	88	65
Texas Tech (W)	50	39

National Invitational Tour., New York, N.Y.

Creighton (L)	58	59
---------------	----	----



GUS MILLER
14 YEARS (197-137)

1942-43

COACH: GUS MILLER WON 16 LOST 7 (BORDER CONF. 12-0)

Texas Wesleyan (W)	52	49
Texas Wesleyan (L)	57	61
*Texas Christian (L)	42	45
*Baylor (L)	47	51
*Southwest Missouri (W)	55	51
Hardin-Simmons (W)	59	38
Hardin-Simmons (W)	68	40
at New Mexico (W)	60	45
at New Mexico (W)	57	46
Texas Tech (W)	78	61
Texas Tech (W)	50	43
at Canisius (L)	41	52
*Long Island (L)	53	69
at St. Joseph's (Pa.) (L)	52	65
New Mexico (W)	48	37
New Mexico (W)	45	38
at Texas Tech (W)	52	49
at Texas Tech (W)	53	47
*Northern Arizona (W)	60	44
*Texas-El Paso (W)	67	56
*Texas Tech (W)	53	46
Arizona (L)	39	47

1943-44

DID NOT PLAY

1944-45

COACH: GUS MILLER WON 16 LOST 10 (BORDER CONF. 5-3)

at Hardin-Simmons (W)	54	24
at Hardin-Simmons (W)	44	20
at Lubbock Air Base (L)	40	58
at Amarillo Air Base (L)	37	49
Lubbock Air Base (L)	60	64

All-College Tour., Oklahoma City, Okla.

vs. Rice (L)	44	60
vs. Baylor (W)	51	40
vs. Denver (W)	44	35
Hardin-Simmons (W)	68	33
Hardin-Simmons (W)	67	22
at New Mexico (L)	53	54
at New Mexico (L)	34	37
at Eastern New Mexico (W)	62	45
Clovis Air Base (W)	63	41
Amarillo Air Base (L)	45	46
at Clovis Air Base (W)	36	32
Texas Tech (W)	66	38
Texas Tech (W)	55	43
at Amarillo Air Base (L)	43	49
Eastern New Mexico (W)	84	43
Texas-El Paso (W)	68	51
Texas-El Paso (W)	44	42
at Texas Tech (W)	61	51
at Texas Tech (L)	43	48

NIT - Kansas City, Mo.

*Wichita (W)	54	43
*Pepperdine (L)	45	52

1945-46

COACH: GUS MILLER WON 19 LOST 8 (BORDER CONF. 9-3)

Hereford Guards (W)	76	36
Sheppard Air Base (L)	42	56
at Amarillo Air Base (L)	46	50
Amarillo Air Base (W)	71	48
*Loyola (La.) (W)	60	47
*Valparaiso (L)	34	51
Pepperdine (L)	49	60
New Mexico (W)	59	42
New Mexico Mines (W)	55	51
at Texas Tech (W)	48	43
Abilene Christine (W)	58	37
at New Mexico (L)	36	40
at New Mexico (W)	47	34
at Eastern New Mexico (W)	71	24
Texas Tech (W)	45	44
at Texas Tech (L)	40	48
Hardin-Simmons (W)	73	45
Hardin-Simmons (W)	69	39
at Hardin-Simmons (W)	58	31
at Hardin-Simmons (W)	49	39
Texas Tech (W)	50	42
Eastern New Mexico (W)	71	35
at New Mexico (W)	46	38
*Arizona (L)	37	44
*Southwestern U (W)	50	44

NAIB National Tour., Kansas City, Mo.

*Eau Claire (W)	71	47
*Nevada (L)	46	60

1946-47

COACH: GUS MILLER WON 13 LOST 11 (BORDER CONF. 8-8)

*Abilene Christian (W)	46	45
Texas Wesleyan (L)	38	45
Texas Wesleyan (L)	68	72
at Arizona (L)	43	54
at Arizona State (L)	35	36
at Northern Arizona (L)	36	41
at College of Emporia (W)	56	52
*Dakota Wesleyan (W)	52	44
at Emporia State (W)	70	31
Northern Arizona (L)	44	45
Arizona State (W)	56	39
Hardin-Simmons (W)	57	31
at Loyola (La.) (L)	47	54
*Furman (W)	45	43
Arizona (W)	41	36
at Texas Tech (L)	41	57
Texas-El Paso (W)	62	38
Hardin-Simmons (L)	50	52
at Texas-El Paso (L)	46	56
at New Mexico State (W)	63	51
New Mexico (L)	47	51
Arizona (W)	62	57
New Mexico State (W)	63	55
New Mexico (W)	62	54

1947-48

COACH: GUS MILLER WON 11 LOST 13 (BORDER CONF. 7-9)

Northwestern Oklahoma (W)	70	44
*Morehead State (W)	62	53
*Morehead State (W)	54	52
at Indiana State (L)	50	71
at Bradley (L)	51	61

New Mexico (W)	69	54
New Mexico State (W)	59	49
Hardin (W)	52	49
Los Angeles Invitational, Los Angeles, Calif.		
*Marshall (L)	55	56
at Pepperdine (L)	47	59
at Hardin-Simmons (L)	38	41
Arizona (L-OT)	69	72
at Arizona (L)	51	67
at Arizona State (L)	48	63
at Northern Arizona (L)	42	50
Hardin-Simmons (W)	51	39
Texas-El Paso (W)	65	52
Arizona State (W)	45	39
Northern Arizona (W)	46	36
at New Mexico (L)	47	48
at New Mexico State (L)	50	56
at Texas-El Paso (W)	58	55
at Texas Tech (L)	36	48
Texas Tech (L)	46	67

1948-49

COACH: GUS MILLER WON 16 LOST 7 (BORDER CONF. 7-7)

Hardin (W)	71	42
*Phillips 66 (L-exhib.)	42	56
*New Mexico (W)	56	42
Northern Arizona (W)	56	43
Arizona State (W)	63	44
North Texas (W)	66	52
Marshall (W)	66	47

All-College Tournament, Enid, Okla.

*Northeastern Oklahoma (W)	78	69
*Northwestern La. (W)	51	42
*Northwest Missouri (W)	58	43
at Texas-El Paso (L)	43	44
at New Mexico State (W)	58	43
at New Mexico (L)	50	52
Texas-El Paso (W)	60	41
Texas Tech (L)	39	53
at Northern Arizona (W)	52	49
at Arizona State (L)	40	50
at Arizona (L)	59	61
Hardin-Simmons (W)	61	50
Arizona (W)	52	46
New Mexico State (W)	43	38
New Mexico (W)	60	48
at Texas Tech (L)	61	70
at Hardin-Simmons (L)	45	71

1949-50

COACH: GUS MILLER WON 19 LOST 10 (BORDER CONF. 9-5)

at Texas Tech (W)	67	45
McMurry (W)	74	30
at Wichita (L)	61	67
at Trinity (W)	65	45
at Texas (W)	46	42
at North Texas (W)	55	51
*Regis (L)	51	64
*Baldwin-Wallace (W)	64	56
at Texas-El Paso (L-OT)	52	54
*New Mexico (W)	63	46
Pepperdine (W)	58	45
at Texas Tech (W)	60	43
Hardin-Simmons (W)	68	50
at New Mexico State (L)	37	44
at Arizona State (L)	63	68
at Arizona (L)	59	67
at Hardin-Simmons (L)	47	53
Northern Arizona (W)	58	46
Arizona State (L)	54	61
at New Mexico (W)	70	61
at New Mexico State (L)	49	50
at Texas-El Paso (W)	72	49
New Mexico State (W)	70	55
Texas-El Paso (W)	88	61
Arizona (W)	61	42
Texas Tech (W)	47	43
Texas Wesleyan (W)	74	55
at Texas A&M-Commerce (L)	53	56

1950-51

COACH: GUS MILLER WON 14 LOST 12 (BORDER CONF. 9-7)

*Dowell's Saratoga (W)	53	45
*Dowell's Saratoga (W)	45	44
*Southeastern Okla. (W)	72	47
at Kentucky (L)	43	73
*Oklahoma State (L)	32	63
at Western Kentucky (L)	46	79
*Pepperdine (W)	70	60
*Murray State (L)	44	52
at Cincinnati (L)	41	64
Regis (W)	72	67
New Mexico State (W)	7	

Arizona (W)	79	77
at Hardin-Simmons (W)	70	64
at Texas Tech (L)	71	84

1954-55

COACH: GUS MILLER
WON 15 LOST 7 (BORDER CONF. 9-3)

North Texas (W)	100	71
at Beloit (L-40T)	69	71
at Wheaton (W)	100	81
at Eau Claire (L)	73	85
at Gustavus Adolphus (W)	83	65
at Hamline (W)	67	64
at North Texas (L-OT)	55	56
Texas A&M (W)	82	57
Hardin-Simmons (W)	67	54
New Mexico State (W)	87	55
Texas-El Paso (W)	92	84
at Arizona State (W)	82	70
at Arizona (L)	72	73
Hardin-Simmons (W)	78	62
Texas Tech (W)	87	78
Arizona State (W)	97	72
Arizona (W)	82	66
at Texas Tech (L)	91	98
at New Mexico State (W)	80	61
at Texas-El Paso (L-OT)	76	78
at Hardin-Simmons (W)	75	67

NCAA Playoffs, San Francisco, Calif.

*San Francisco (L) 66 89

1955-56

COACH: GUS MILLER
WON 12 LOST 10 (BORDER CONF. 6-6)

at Texas (L)	72	85
at Centenary (W)	92	85
at Southern Mississippi (L)	58	61
Oklahoma Baptist (W)	77	64

West Texas Holiday D'header, Canyon, Texas
New Mexico (W) 88 80
Murray State (L) 76 101

Sunshine Tournament, Portales, N.M.

*Arkansas State (W)	98	66
at Eastern New Mexico (W)	106	83
*Southeast Missouri (W)	86	68
Texas Tech (W)	72	71
Hardin-Simmons (W)	85	76
at Arizona (L)	64	69
at Arizona State (W)	90	88
Texas (L)	79	86
Arizona State (W)	100	93
Arizona (L)	76	78
at Texas Tech (L)	76	101
at Texas-El Paso (L)	71	83
at New Mexico State (L)	51	66
at Hardin-Simmons (W)	62	59
Texas-El Paso (W)	80	79
New Mexico State (L)	62	66

1956-57

COACH: GUS MILLER
WON 6 LOST 14 (BORDER CONF. 3-7)

McNeese State (W)	61	50
at Middle Tennessee (L)	78	96
at Tennessee Tech (L)	76	83
at Murray State (L)	65	74
at Murray State (L)	66	88
Centenary (W)	78	75

West Texas Holiday D'header, Canyon, Texas

North Texas State (W)	75	62
New Mexico (L-OT)	78	88
at Texas-El Paso (L)	50	61
at New Mexico State (L)	56	61
Arizona State (W)	83	82
at Hardin-Simmons (L)	67	84
Texas Tech (L)	68	84
Hardin-Simmons (L)	51	55
at Arizona (L)	67	77
at Arizons State (L)	82	94
Texas-El Paso (L)	73	83
Arizona (W)	71	67
at Texas Tech (L)	59	63
New Mexico State (W)	76	60



BORDEN PRICE
2 YEARS (9-30)

1957-58

COACH: BORDEN PRICE
WON 3 LOST 15 (BORDER CONF. 2-8)

at Pepperdine (L)	74	83
at Santa Clara (L)	46	58
at San Francisco (L)	45	73

at Texas Tech (L)	73	95
Middle Tennessee (L)	85	88
Santa Clara (W-OT)	74	72

Louisiana Invitational, Shreveport, La.

*Northwestern La. (L)	66	69
*Citadel (L)	71	79
at Hardin-Simmons (L)	57	62
Texas-El Paso (L)	73	82
New Mexico State (L)	72	73
at Arizona (W)	72	62
at Arizona State (L)	80	88
Arizona (W)	80	49
Arizona State (L)	71	101
Hardin-Simmons (L)	57	59
at New Mexico State (L)	65	90
at Texas-El Paso (L-OT)	67	78

1958-59

COACH: BORDEN PRICE
WON 6 LOST 15 (BORDER CONF. 5-5)

at Texas Tech (L)	67	93
Midwestern State (L)	68	71
at Utah (L)	68	93
at Utah State (L)	61	69
at Idaho State (L)	42	79
at Idaho State (L)	59	63
at Oklahoma City (L)	63	90
Centenary (L)	63	72
Arizona (W)	90	76
Arizona State (W)	103	98
at New Mexico State (L)	57	81
at Texas-El Paso (L)	63	79
McMurry (L)	66	73
Oklahoma City (L)	64	77
Hardin-Simmons (W)	80	66
Abilene Christian (L)	68	91
Phillips (L-exhib.)	59	81
at Arizona State (L)	70	74
at Arizona (W)	84	78
at Hardin-Simmons (L)	63	92
at Midwestern State (W)	88	82
Texas-El Paso (L)	58	67
New Mexico State (W)	83	75



METZ LaFOLLETTE
4 YEARS (29-61)

1959-60

COACH: METZ LaFOLLETTE
WON 11 LOST 9 (BORDER CONF. 7-3)

at North Texas (L)	72	78
at Houston (L)	60	105
at Midwestern State (W)	75	67
Midwestern State (W)	74	67
Abilene Christian (L)	66	79
*Eastern New Mexico (W)	95	70
North Texas (L)	69	78
Taylor (W)	76	62
at Hardin-Simmons (W)	102	84
at Abilene Christian (L)	83	97
at Oklahoma City (L)	84	97
Arizona State (W)	87	84
Arizona (W)	80	68
at Arizona State (L)	85	104
at Arizona (L)	86	77
Texas-El Paso (W)	62	76
New Mexico State (W)	66	65
Texas-El Paso (W)	72	59
New Mexico State (L)	59	92
Hardin-Simmons (W)	85	81

1960-61

COACH: METZ LaFOLLETTE
WON 7 LOST 16 (BORDER CONF. 1-9)

Midwestern State (L)	66	83
at Abilene Christian (W)	61	57
at McMurry (L)	61	70
at Centenary (L)	62	66
at Mississippi Southern (L)	60	90
at North Texas (L)	69	89

Sunshine Tournament, Portales, N.M.

*Sul Ross State (W)	81	76
at Eastern New Mexico (W)	81	74
Oklahoma City (L)	74	89
Abilene Christian (W)	75	70
Hardin-Simmons (W)	73	70
McMurry (L)	79	87
North Texas (W)	84	81
Arizona (L)	77	81
Arizona State (L)	70	78
Texas-El Paso (L)	67	71
at Oklahoma City (W)	78	75
at Arizona (L)	63	66
at Arizona State (L)	71	108

at Hardin-Simmons (L)	81	98
at New Mexico State (L)	63	88
at Texas-El Paso (L)	80	102
New Mexico State (L)	51	71

1961-62

COACH: METZ LaFOLLETTE
WON 5 LOST 18 (BORDER CONF. 3-5)

at Seattle (L)	53	72
at Portland (L)	75	82
at San Francisco (L)	51	100
at Utah (L)	61	96
Abilene Christian (L)	64	74
at McMurry (L)	58	80
at Abilene Christian (L)	72	89
Southwestern Missouri (L)	63	79
at Midwestern State (L)	72	73
North Texas (W)	85	80
at Arizona State (L)	67	97
at Arizona (L)	68	76
Hardin-Simmons (W)	64	60
at Hardin-Simmons (W)	91	75
Oklahoma City (L)	75	100
McMurry (L)	93	94
at Oklahoma City (L)	106	129
Arizona State (L)	103	107
Arizona (W)	87	72
New Mexico State (W)	83	82
Texas-El Paso (L)	60	75
at New Mexico State (L)	66	93
at Texas-El Paso (L)	60	74

1962-63

COACH: METZ LaFOLLETTE
WON 6 LOST 18

at North Texas (L)	56	77
Midwestern State (W)	89	75
Drake (L)	54	97
at Creighton (L)	65	90
at Midwestern State (L)	72	81
at McMurry (L)	77	81
Idaho State (L)	72	74

Gulf Coast Classic, Shreveport, La.

*Louisiana Tech (L)	77	81
*George Washington (L)	69	71
*Northwestern La. (W)	85	77
New Mexico (W)	63	58
Eastern New Mexico (W)	84	49
New Mexico State (W)	75	64
at Abilene Christian (W)	71	69
at Hardin-Simmons (L)	66	85
McMurry (L)	76	88
Texas-El Paso (L)	59	92
Hardin-Simmons (L)	78	88
Abilene Christian (L)	85	88
at Oklahoma City (L)	59	104
at Eastern New Mexico (L)	74	79
at New Mexico State (L)	65	92
at Texas-El Paso (L)	42	84
Oklahoma City (L)	84	98



JIMMY VIRAMONTES
4 YEARS (38-53)

1963-64

COACH: JIMMY VIRAMONTES
WON 13 LOST 9

Texas Wesleyan (W)	126	87
North Texas (L)	78	88
at Texas Wesleyan (W)	101	75
Midwestern State (L)	82	89
at Tennessee Tech (L)	88	89
at Western Kentucky (W)	84	83
at Murray State (W)	79	74
Washington (Mo.) (L)	65	72
at New Mexico (L)	63	85
at New Mexico State (W-OT)	55	53
at Texas Western (L)	66	84
Hardin-Simmons (W)	56	55
at Eastern New Mexico (W)	87	72
Texas-El Paso (L)	53	61
at Hardin-Simmons (L)	68	103
at Eastern New Mexico (W)	89	82
at McMurry (W)	76	70
at Midwestern State (L)	60	71
at Oklahoma City (W)	56	54
McMurry (W)	106	88
Oklahoma City (W)	89	80
Phillips 66 (L-exhib.)	83	99
New Mexico State (W)	100	58

1964-65

COACH: JIMMY VIRAMONTES
WON 18 LOST 9

New Mexico Highlands (W)	113	96
Sul Ross State (W)	87	66
at Abilene Christian (L)	62	84
at McMurry (W-OT)	79	78
at Eastern New Mexico (W-OT)	83	82
at Sul Ross State (W)	97	83
Hayward State (W)	57	55

Holiday Doubleheader, Canyon, Texas

Idaho State (W)	99	88
North Texas (L)	70	75
Panhandle State (W)	72	58
at Oklahoma City (L)	59	86
McMurry (W)	75	70
at Seattle (L)	57	103
at Seattle (L)	70	90
Texas-El Paso (W)	56	54
Oklahoma City (L)	68	86
at New Mexico Highlands (W)	86	74
at Panhandle State (W)	72	57
Abilene Christian (L)	72	78
Eastern New Mexico (W)	102	79
Hardin-Simmons (W)	95	74
at Texas-El Paso (L)	45	71
at New Mexico State (W)	78	67
Hardin-Simmons (W)	65	54
at New Mexico State (W)	78	67
New Mexico State (W)	100	77
at Hardin-Simmons (L)	50	54

1965-66

COACH: JIMMY VIRAMONTES
WON 6 LOST 17

Abilene Christian (L)	52	62
Eastern New Mexico (L)	72	74
North Texas (L)	71	73
at North Texas (L)	59	65
at Tulsa (L)	53	81
at Southern Colorado (L)	79	84
at Ohio State (L)	53	78
at Detroit (L)	57	68
New Mexico State (W)	99	79
Panhandle State (W)	85	63
at Eastern New Mexico (W)	68	55
at Abilene Christian (L)	60	71
Sul Ross State (W)	111	72
at Texas-El Paso (L)	50	69
at New Mexico State (L)	73	82
at Oklahoma City (L)	69	87
at Panhandle State (L)	67	70
at Sul Ross State (W)	96	90
Southern Colorado (W)	95	91
at Hardin-Simmons (L)	65	74
Oklahoma City (L)	80	87
Texas-El Paso (L)	64	78
Hardin-Simmons (L)	94	104

1966-67

COACH: JIMMY VIRAMONTES
WON 1 LOST 18

Tulsa (L)	57	70
Abilene Christian (L)	61	68
Texas A&M (W)	89	71

Golden Spike Tournament, Ogden, Utah

Cal State-Los Angeles (L)	86	98
Northern Illinois (L)	89	94
Centenary (L)	68	76
Colorado State (L)	72	90
Texas-El Paso (L)	73	85
Houston (L)	72	103
Oklahoma City (L)	103	128
New Mexico State (L)	68	87
Abilene Christian (L)	69	70
Hardin-Simmons (L)	91	102
Oklahoma City (L)	75	107
Hardin-Simmons (L)	71	103
Centenary (L)	102	104
Houston (L)	76	120
Texas-El Paso (L)	67	97
New Mexico State (L)	67	83



DENNIS WALLING
6 YEARS (82-66)

1967-68

COACH: DENNIS WALLING
WON 10 LOST 11

Phillips 66 (exhib.)		
Texas-Arlington (L)	82	87
at Texas A&M (L)	83	89

at New Mexico (L)	78	94
Albuquerque (W)	87	77
Colorado State (L)	88	99
at Houston (L)	53	98
at Oklahoma City (W)	88	85
Centenary (W)	92	85
at Texas-El Paso (L)	61	79
at New Mexico State (L)	64	76
at Colorado State (L)	72	90
at Hardin-Simmons (W)	80	70
at Abilene Christian (W)	93	78
Oklahoma City (W)	105	87
Hardin-Simmons (W)	84	65
at Centenary (W)	89	79
Abilene Christian (W)		

at Loyola (Calif.) (W)	84	73
Southern Mississippi (W)	108	65
Southwestern Louisiana (L)	86	91
at Morehead State (Ky.) (L)	78	90
at Cincinnati (W)	92	83
Weber State (W)	70	67
Hardin-Simmons (W)	107	59
Seattle (W)	97	84
Houston Baptist (W)	79	65
Texas-Pan American (W)	96	64
at Hardin-Simmons (W)	106	88
at Texas-Arlington (L)	89	83
at New Mexico State (L)	60	87
Houston (W)	86	77

1971-72

COACH: DENNIS WALLING
WON 14 LOST 11

Fort Lewis (W)	100	78
Texas-Arlington (W)	100	84
at Weber State (L)	64	70
at Utah State (L)	82	100
vs. Long Island (L)	64	69
at Eastern New Mexico (W)	88	78
North Texas (W)	79	69
Drake (W)	87	78
at Mississippi Southern (W)	96	80
at Southwestern Louisiana (L)	94	134
Wichita State (L)	65	70
Eastern New Mexico (W)	57	50
Weber State (W)	87	77
Long Island (W)	84	69
at New Mexico State (L)	92	101
at Drake (L)	68	74
Houston Baptist (W)	76	74
Southwestern Louisiana (L)	67	78
New Mexico State (W)	83	80
at Tulsa (L)	87	95
at Oral Roberts (L)	84	114
Utah State (W)	82	80
Oklahoma City (W)	90	66
at North Texas (W)	72	71
at Wichita State (L)	73	103

1972-73

COACH: DENNIS WALLING
WON 9 LOST 17

Corpus Christi (W)	77	71
Southern Mississippi (W)	99	87
Trinity (W)	81	77
Texas-Arlington (W)	85	80
Northeastern Louisiana (W)	86	83
at St. Peter's (N.J.) (W)	100	81
at Long Island (L)	64	89
at Trinity (L)	52	54
Bluebonnet Bowl Classic, Houston, Texas		
Houston (L)	84	130
Wichita State (L)	82	88
Bradley (W)	104	101
Drake (W)	79	91
Loyola (Calif.) (W)	90	78
at Tulsa (L)	84	87
at North Texas (L)	79	81
at St. Louis (L)	55	88
North Texas (L)	53	55
Wichita State (W)	82	75
at Wichita State (L)	71	103
at Drake (L)	72	84
at Texas-Arlington (W)	85	87
Memphis State (L)	79	116
Louisville (L)	70	85
Tulsa (L)	90	106
New Mexico State (L)	81	108
at New Mexico State (L)	63	102



RON EKKER
5 YEARS (65-70)

1973-74

COACH: RON EKKER
WON 11 LOST 15

Central Oklahoma (L)	53	60
Quincy College (W)	61	57
Adams State (W)	72	47
Eastern New Mexico (W)	66	40
Hardin-Simmons (W)	72	67
Memphis State (L)	49	53
Texas-Arlington (W)	70	52
North Texas (W)	67	65
New Mexico Highlands (W)	96	65
at Houston (L)	58	88
at Texas-Pan American (L)	66	69
at Tulsa (L)	59	88
at Bradley (L)	61	98

at Drake (W)	58	47
at Louisville (L)	73	99
St. Louis (W)	58	53
Louisville (L)	62	81
at Wichita State (L)	61	72
at North Texas (L)	68	87
Texas-Pan American (L)	61	63
New Mexico State (W)	69	63
at Texas-Arlington (L)	61	66
at Hardin-Simmons (L)	69	73
Wichita State (W)	85	73
Tulsa (L)	68	72
at New Mexico State (L)	62	82

1974-75

COACH: RON EKKER
WON 9 LOST 17

Panhandle State (W)	89	69
Southwestern (Texas) (W-30T)	82	78
Houston (L)	71	80
Adams State (W)	92	75
St. Cloud State (W)	65	56
Southern Illinois (L)	62	63
at Wisconsin-Milwaukee (L)	87	99
at St. Louis (L)	61	100
Louisville (L)	51	53
North Texas (L)	78	84
at Wichita State (L)	55	60
at Tulsa (W)	77	75
Eastern New Mexico (W)	82	55
New Mexico State (L)	58	72
Tulsa (L)	78	82
at Drake (L)	63	75
at Southern Illinois (L)	50	67
at North Texas (W)	62	53
St. Louis (L)	58	60
Wichita State (W)	89	63
at New Mexico State (L)	53	73
at Eastern New Mexico (W)	68	53
Drake (L)	81	90
Bradley (L)	75	78
at Louisville (L)	69	75
at Bradley (L)	72	75

1975-76

COACH: RON EKKER
WON 19 LOST 7

Panhandle State (W)	69	59
Southwestern Okla. (W)	77	63
Oklahoma Baptist (W)	71	58
at Texas-El Paso (L)	48	53
Oklahoma State (W)	63	62
McNeese State (W)	69	60
at Jacksonville (W-OT)	69	59
at Samford (W)	64	49
Wisconsin-Milwaukee (W)	85	63
at Louisville (W-OT)	84	78
Tulsa (W)	75	59
Chicago State (W)	99	69
at New Mexico State (W-OT)	61	59
Louisville (L)	57	69
Bradley (W)	66	56
at Wichita State (L)	55	63
at Drake (W)	73	70
North Texas (W)	96	87
New Mexico State (W-OT)	68	66
at Southern Illinois (L)	57	66
at Bradley (W)	74	66
Wichita State (W)	69	62
at Tulsa (L)	76	80
Drake (W)	79	58
at North Texas (L)	69	88
Southern Illinois (L)	46	53

1976-77

COACH: RON EKKER
WON 18 LOST 12

Panhandle State (W)	102	54
Southwestern Okla. (W)	88	75
Jacksonville (W)	88	75
* at Oklahoma State (W)	2	0
Texas-El Paso (L)	58	59
Sul Ross State (W)	92	52
at Southern Mississippi (W)	67	64
at Indiana State (L)	61	75
North Texas (L)	83	85
Oklahoma Baptist (W)	65	63
New Mexico State (W)	77	69
Indiana State (L)	41	43
at Oklahoma City (W)	68	65
at Tulsa (W)	92	69
Southern Illinois (W-OT)	78	74
Wichita State (L)	72	82
at Oral Roberts (L)	67	87
at Drake (W)	69	67
at Bradley (L)	73	75
Samford (L)	56	57

Drake (W)	90	87
at Southern Illinois (L)	58	76
Tulsa (W-OT)	76	73
Bradley (W)	76	70
at New Mexico State (L-OT)	82	84
at Wichita State (L)	66	74
Tulsa (W)	96	81
MVC Tournament, Las Cruces, N.M.		
at New Mexico State (W)	89	86
at Wichita State (W)	79	68
at Southern Illinois (L)	69	82
Tulsa (L)	68	72
*OSU forfeit 81-76 win, ineligible player		

1977-78

COACH: RON EKKER
WON 8 LOST 19

Panhandle State (W)	69	38
Southwestern Okla. (L-OT)	61	71
Oklahoma Baptist (W)	88	54
Oral Roberts (L)	78	89
at North Texas (L)	85	100
East Central (W)	70	57
at Colorado State (L)	70	101
at Utah State (L)	62	80
Southern Mississippi (L)	57	58
Tulsa (L)	56	70
at Indiana State (L)	63	79
at Bradley (L)	67	90
Creighton (L-OT)	60	64
New Mexico State (L)	63	77
Oklahoma City (W)	76	71
Drake (W)	84	76
Bradley (L-OT)	77	81
at Southern Illinois (L)	70	77
at Wichita State (W)	64	59
Indiana State (L)	50	67
at New Mexico State (W)	82	73
at Creighton (L)	51	72
Southern Illinois (L)	61	80
at Tulsa (W)	78	71
at Drake (L)	78	104
Wichita State (L)	74	81
at Indiana State (L)	71	90



KEN EDWARDS
6 YEARS (68-97)

1978-79

COACH: KEN EDWARDS
WON 7 LOST 20

Panhandle State (W)	89	59
Wayland Baptist (W)	114	83
Lubbock Christian (W)	97	83
at Kentucky (L)	67	121
at Arkansas (L)	54	84
Colorado State (L)	65	69
North Texas State (W)	79	78
McMurray (W)	93	75
at Oklahoma City (L)	77	87
at Wichita State (L)	84	96
at New Mexico State (L)	87	102
Indiana State (L)	77	98
Southern Illinois (W-OT)	72	69
at Oral Roberts (L)	89	96
at Creighton (L)	62	76
Drake (L)	84	93
Tulsa (L)	85	111
at Bradley (W-20T)	79	78
at Drake (L)	89	91
Wichita State (L)	69	79
at Southern Illinois (L)	56	84
at Indiana State (L)	75	100
New Mexico State (L)	75	87
Bradley (W)	82	80
at Tulsa (L)	77	79
Creighton (L)	78	80
MVC Tournament, Terre Haute, Ind.		
at Indiana State (L)	84	94

1979-80

COACH: KEN EDWARDS
WON 18 LOST 12

Southern Colorado (W)	80	61
at Texas Tech (L)	64	78
at New Mexico (L)	100	112
Cameron (W)	103	88
Wayland Baptist (W)	89	59
Oral Roberts (W)	86	85
at Southern California (W)	86	68
Texas-Pan American (W)	99	82
New Mexico State (W)	103	79
at Creighton (L)	82	92

at Tulsa (W)	84	82
Indiana State (L)	76	81
at North Texas (L)	97	98
Bradley (W)	79	78
Southern Illinois (W)	79	65
at Drake (L)	105	112
at Indiana State (L)	53	61
at Bradley (L)	79	84
Wichita State (W)	87	79
Tulsa (W)	92	80
at New Mexico State (L)	75	91
at Wichita State (L)	83	99
at Southern Illinois (W)	83	76
Oklahoma City (W)	102	98
Creighton (W)	103	86
Drake (W)	90	87

MVC Tournament, Canyon, Texas
New Mexico State (W) 98 87
Creighton (W) 83 67
at Bradley (L) 59 62

National Invitational Tournament
at Illinois State (L) 63 80

1980-81

COACH: KEN EDWARDS
WON 16 LOST 11

Lubbock Christian (W)	95	66
Texas Tech (W)	64	62
at Missouri (L)	70	88
vs. Pittsburgh (W)	92	73
at Texas-Pan American (W)	85	77
Cameron (W)	91	68
U.S. International (W)	93	83
Southern Colorado (W)	122	69
Rebel Roundup, Las Vegas, Nev.		
vs. Texas Christian (W-OT)	67	63
at Nevada-Las Vegas (L)	80	95
Wayland Baptist (W)	92	71
Bradley (L-OT)	86	88
at Drake (L)	88	91
at Wichita State (L)	85	100
at New Mexico State (W)	71	68
at Southern Illinois (W)	108	83
at Tulsa (L)	90	103
at Creighton (L)	69	86
Wichita State (L)	65	73
at New Mexico State (L)	71	89
Tulsa (W-OT)	85	83
Drake (L)	86	93
at Indiana State (W)	98	84
Southern Illinois (W)	97	57
Indiana State (W)	104	88
Creighton (L)	86	90
at Bradley (W)	66	64

1981-82

COACH: KEN EDWARDS
WON 11 LOST 15

Southwestern Okla. (W)	65	55
at Houston (L)	73	84
Texas-Pan American (W)	104	76
Cameron (W)	91	71
at Texas Tech (L)	77	95
Oklahoma City (W)	65	57
Angelo State (W)	115	103
Prairie View A&M (W)	115	55
Creighton (W)	79	57
at New Mexico State (L)	66	75
Utah State (W)	90	81
Tulsa (L)	84	98
at Bradley (L)	69	92
at Illinois State (L)	53	65
Wichita State (L)	72	73
Southern Illinois (L)	62	69
at Tulsa (L)	61	68
at Creighton (L)	66	68
Drake (W)	55	50
Lubbock Christian (W)	57	53
at Indiana State (W-OT)	83	80
at Southern Illinois (L-20T)	79	84
Bradley (L-OT)	75	81
Illinois State (L)	49	51
at Wichita State (L)	89	106
New Mexico State (L)	69	73

1982-83

COACH: KEN EDWARDS
WON 8 LOST 20

Mid-South Classic, Memphis, Tenn.		
at Memphis State (L)	74	89
at Tulane (L)	64	78
at Oklahoma City (W)	79	71
Angelo State (W)	71	67
Phillips (W)	94	75
at Oklahoma (L)	85	117
Montana Classic, Missoula, Mont.		

at Montana (L)	82	88
at Texas A&M (L)	72	74
at Texas-Pan American (L)	78	81
Wichita State (L)	88	89
Illinois State (L)	73	89
at Drake (L)	65	92
Drake (W)	64	53
Bradley (W)	93	85
at Tulsa (L)	57	95
at New Mexico State (L)	77	94
at Wichita State (L)	63	85
at Creighton (L)	87	94
Indiana State (W)	108	87
New Mexico State (L)	87	90
Southern Illinois (W)	89	81
at Bradley (L)	80	82
at Illinois State (L)	59	74
Tulsa (L)	88	93
Creighton (W)	72	70
Southern Illinois (L-20T)	104	106
Indiana State (L)	103	111

1985-86

COACH: GARY MOSS
WON 11 LOST 17

Midwestern State (W)	73	63
Adams State (W)	62	42
Panhandle State (W)	69	49
Southern (L)	60	69
at Oklahoma (L)	58	79
Hawaii Tournament, Honolulu, Hawaii		
at Hawaii (W-OT)	68	65
vs. Alabama-Birmingham (L)	56	65
Pan American Tournament, Edinburg, Texas		
at Texas-Pan American (L)	56	75
vs. Texas-San Antonio (W)	63	60
Colorado College (W)	81	62
at Drake (L)	58	65
Tulsa (W)	52	48
Indiana State (W)	61	50
Creighton (L-OT)	56	58
at Bradley (L)	53	78
at Illinois State (L)	32	42
at Tulsa (L)	37	54
Bradley (L)	54	63
Wichita State (W)	64	54
at Indiana State (L)	46	54
at Southern Illinois (L)	59	71
Illinois State (L)	61	66
at Wichita State (L)	38	45
at Creighton (L)	47	48
Southern Illinois (W)	66	58
Drake (L)	49	51
Texas-Pan American (W-OT)	76	75
at Bradley (L)	55	61

1986-87

COACH: GARY MOSS
WON 25 LOST 6

Midwestern Classic, Wichita Falls, Texas		
at Wayne State (Mich.) (W)	57	42
at Morningside (W)	69	54
at Sam Houston State (L)	53	63
Showtime Classic, Amarillo, Texas		
Western New Mexico (W)	91	71
Schreiner (W)	103	65
Seattle (W)	100	64
Houston (W)	68	66
Quincy Tournament, Quincy, Ill		
vs. Clark College (W)	88	81
vs. Midwestern State (W)	72	62
vs. Missouri-Rolla (W)	66	57
Northeast Missouri State (W)	74	45
Quincy College (W)	65	54
Panhandle State (L)	69	70
Midwestern State (W)	86	58
at Angelo State (W)	66	64
at Howard Payne (W)	75	65
Texas A&M-Commerce (W)	76	56
Texas A&M-Kingsville (W)	78	60
at Eastern New Mexico (W)	91	82
at Abilene Christian (L)	55	58
Midwestern State (W)	73	68
Abilene Christian (W)	94	75
Eastern New Mexico (W)	82	64
at Texas A&M-Kingsville (L-OT)	81	98
at Texas A&M-Commerce (W)	92	74
Angelo State (W)	86	66
Howard Payne (W)	84	63
LSC Tournament, Amarillo, Texas		
Texas A&M-Kingsville (W)	90	54
Abilene Christian (L)	69	78
NCAA D-II Regionals, Amarillo, Texas		
Abilene Christian (W)	67	63
Southeast Missouri State (L)	71	72



MARK ADAMS
5 YEARS (118-38)

1987-88

COACH: MARK ADAMS
WON 20 LOST 9

Southern Utah Classic, Cedar City, Utah		
at Southern Utah State (W)	83	81
vs. Biola (L)	51	78
LSC Preseason Tournament, Amarillo, Texas		
Angelo State (W)	71	66
Texas A&M-Commerce (W)	82	64
Midwestern State (L)	84	67
ENMU Classic, Portales, N.M.		
vs. Lubbock Christian (W)	67	55
vs. Sul Ross (W)	71	49
Midwestern State (W)	102	58
WTSU Classic, Amarillo, Texas		
Southern Utah State (W)	88	74

Oakland (W)	89	77
Nebraska-Kearney (W)	107	85
at Midwestern State (L)	64	72
Panhandle State (W)	79	75
at Angelo State (L)	72	76
at Abilene Christian (L)	60	68
Texas A&M-Kingsville (W-ot)	74	65
Texas A&M-Commerce (W)	81	65
at Central Oklahoma (L)	66	67
at Cameron (L)	55	74
Eastern New Mexico (W)	77	56
at Texas A&M-Kingsville (W)	65	55
at Texas A&M-Commerce (W)	72	68
Central Oklahoma (W)	98	76
Cameron (W)	63	53
Abilene Christian (W)	78	76
Angelo State (L)	82	85
at Eastern New Mexico (W)	77	55

1988-89

COACH: MARK ADAMS
WON 18 LOST 9

Ryland Milner Invitational, Maryville, Mo.		
vs. Grandview (W)	70	58
at Northwest Missouri (W)	108	105
LSC Preseason Tournament, Amarillo, Texas		
Texas A&M-Kingsville (W-OT)	84	78
Central Oklahoma (W)	76	62
Eastern New Mexico (L)	103	105
Dallas Baptist (W)	87	78
WTSU Classic, Amarillo, Texas		
Baptist Christian (W)	92	74
Mississippi College (L)	87	88
at Lamar (L)	67	79
Gannon Tournament, Erie, Pa.		
at North Carolina Central (L)	58	66
at Kentucky State (W)	91	81
Henderson State (W)	77	67
Eastern New Mexico (W)	102	80
at Southern Utah State (L)	61	69
at Angelo State (L)	84	86
at Abilene Christian (W)	91	78
Texas A&M-Commerce (W)	72	69
Texas A&M-Kingsville (W)	95	82
Central Oklahoma (W)	96	75
Cameron (L)	77	80
at Central Oklahoma (L)	85	96
at Cameron (W)	64	60
at Texas A&M-Kingsville (L)	71	74
at Texas A&M-Commerce (W)	73	50
Angelo State (W)	82	75
Abilene Christian (W)	86	66
at Eastern New Mexico (W)	72	62

1989-90

COACH: MARK ADAMS
WON 25 LOST 7

Ozarks (W)	80	65
McMurry (W)	102	73
WTSU Pizza Hut Classic, Amarillo, Texas		
Wiley (W)	108	73
Oklahoma City (W)	100	82
at Cal State-Fullerton (L)	74	89
Northwestern Oklahoma (W)	73	70
at Southern Utah State (W)	84	75
at Cal State-Dom. Hills (W)	73	53
Cal State-Northridge (W)	82	80
Schreiner (W)	98	70
Eastern New Mexico (W)	78	59
Phillips (W)	108	73
Dallas Baptist (W)	100	70
St. Edwards (W)	99	67
Texas A&M-Commerce (L)	70	71
Texas A&M-Kingsville (L-OT)	87	91
at Central Oklahoma (W)	90	81
at Cameron (W)	82	76
at Angelo State (W)	77	57
at Abilene Christian (W)	102	64
Angelo State (W)	78	69
Abilene Christian (W)	110	69
at Texas A&M-Commerce (L)	75	79
at Texas A&M-Kingsville (L)	68	89
Central Oklahoma (W)	92	85
Cameron (W)	99	82
at Eastern New Mexico (L)	70	80
LSC Tournament, Amarillo, Texas		
Cameron (W)	66	58
LSC Tournament, Commerce, Texas		
vs. Central Oklahoma (W)	94	86
Texas A&M-Commerce (W)	91	70
Texas A&M-Kingsville (L-OT)	87	91
at Central Oklahoma (W)	90	81
at Cameron (W)	82	76
at Angelo State (W)	77	57
at Abilene Christian (W)	102	64
Angelo State (W)	78	69
Abilene Christian (W)	110	69
at Texas A&M-Commerce (L)	75	79
at Texas A&M-Kingsville (L)	68	89
Central Oklahoma (W)	92	85
Cameron (W)	99	82
at Eastern New Mexico (L)	70	80
LSC Tournament, Amarillo, Texas		
Cameron (W)	66	58
LSC Tournament, Commerce, Texas		
vs. Central Oklahoma (W)	94	86
Texas A&M-Commerce (W)	91	70
Texas A&M-Kingsville (L-OT)	87	91
at Central Oklahoma (W)	90	81
at Cameron (W)	82	76
at Angelo State (W)	77	57
at Abilene Christian (W)	102	64
Angelo State (W)	78	69
Abilene Christian (W)	110	69
at Texas A&M-Commerce (L)	75	79
at Texas A&M-Kingsville (L)	68	89
Central Oklahoma (W)	92	85
Cameron (W)	99	82
at Eastern New Mexico (L)	70	80
LSC Tournament, Amarillo, Texas		
Cameron (W)	66	58
LSC Tournament, Commerce, Texas		
vs. Central Oklahoma (W)	94	86
Texas A&M-Commerce (W)	91	70
Texas A&M-Kingsville (L-OT)	87	91
at Central Oklahoma (W)	90	81
at Cameron (W)	82	76
at Angelo State (W)	77	57
at Abilene Christian (W)	102	64
Angelo State (W)	78	69
Abilene Christian (W)	110	69
at Texas A&M-Commerce (L)	75	79
at Texas A&M-Kingsville (L)	68	89
Central Oklahoma (W)	92	85
Cameron (W)	99	82
at Eastern New Mexico (L)	70	80
LSC Tournament, Amarillo, Texas		
Cameron (W)	66	58
LSC Tournament, Commerce, Texas		
vs. Central Oklahoma (W)	94	86
Texas A&M-Commerce (W)	91	70
Texas A&M-Kingsville (L-OT)	87	91
at Central Oklahoma (W)	90	81
at Cameron (W)	82	76
at Angelo State (W)	77	57
at Abilene Christian (W)	102	64
Angelo State (W)	78	69
Abilene Christian (W)	110	69
at Texas A&M-Commerce (L)	75	79
at Texas A&M-Kingsville (L)	68	89
Central Oklahoma (W)	92	85
Cameron (W)	99	82
at Eastern New Mexico (L)	70	80
LSC Tournament, Amarillo, Texas		
Cameron (W)	66	58
LSC Tournament, Commerce, Texas		
vs. Central Oklahoma (W)	94	86
Texas A&M-Commerce (W)	91	70
Texas A&M-Kingsville (L-OT)	87	91
at Central Oklahoma (W)	90	81
at Cameron (W)	82	76
at Angelo State (W)	77	57
at Abilene Christian (W)	102	64
Angelo State (W)	78	69
Abilene Christian (W)	110	69
at Texas A&M-Commerce (L)	75	79
at Texas A&M-Kingsville (L)	68	89
Central Oklahoma (W)	92	85
Cameron (W)	99	82
at Eastern New Mexico (L)	70	80
LSC Tournament, Amarillo, Texas		
Cameron (W)	66	58
LSC Tournament, Commerce, Texas		
vs. Central Oklahoma (W)	94	86
Texas A&M-Commerce (W)	91	70
Texas A&M-Kingsville (L-OT)	87	91
at Central Oklahoma (W)	90	81
at Cameron (W)	82	76
at Angelo State (W)	77	57
at Abilene Christian (W)	102	64
Angelo State (W)	78	69
Abilene Christian (W)	110	69
at Texas A&M-Commerce (L)	75	79
at Texas A&M-Kingsville (L)	68	89
Central Oklahoma (W)	92	85
Cameron (W)	99	82
at Eastern New Mexico (L)	70	80
LSC Tournament, Amarillo, Texas		
Cameron (W)	66	58
LSC Tournament, Commerce, Texas		
vs. Central Oklahoma (W)	94	86
Texas A&M-Commerce (W)	91	70
Texas A&M-Kingsville (L-OT)	87	91
at Central Oklahoma (W)	90	81
at Cameron (W)	82	76
at Angelo State (W)	77	57
at Abilene Christian (W)	102	64
Angelo State (W)	78	69
Abilene Christian (W)	110	69
at Texas A&M-Commerce (L)	75	79
at Texas A&M-Kingsville (L)	68	89
Central Oklahoma (W)	92	85
Cameron (W)	99	82
at Eastern New Mexico (L)	70	80
LSC Tournament, Amarillo, Texas		
Cameron (W)	66	58
LSC Tournament, Commerce, Texas		
vs. Central Oklahoma (W)	94	86
Texas A&M-Commerce (W)	91	70
Texas A&M-Kingsville (L-OT)	87	91
at Central Oklahoma (W)	90	81
at Cameron (W)	82	76
at Angelo State (W)	77	57
at Abilene Christian (W)	102	64
Angelo State (W)	78	69
Abilene Christian (W)	110	69
at Texas A&M-Commerce (L)	75	79
at Texas A&M-Kingsville (L)	68	89
Central Oklahoma (W)	92	85
Cameron (W)	99	82
at Eastern New Mexico (L)	70	80
LSC Tournament, Amarillo, Texas		
Cameron (W)	66	58
LSC Tournament, Commerce, Texas		
vs. Central Oklahoma (W)	94	86
Texas A&M-Commerce (W)	91	70
Texas A&M-Kingsville (L-OT)	87	91
at Central Oklahoma (W)	90	81
at Cameron (W)	82	76
at Angelo State (W)	77	57
at Abilene Christian (W)	102	64
Angelo State (W)	78	69
Abilene Christian (W)	110	69
at Texas A&M-Commerce (L)	75	79
at Texas A&M-Kingsville (L)	68	89
Central Oklahoma (W)	92	85
Cameron (W)	99	82
at Eastern New Mexico (L)	70	80
LSC Tournament, Amarillo, Texas		
Cameron (W)	66	58
LSC Tournament, Commerce, Texas		
vs. Central Oklahoma (W)	94	86
Texas A&M-Commerce (W)	91	70
Texas A&M-Kingsville (L-OT)	87	91
at Central Oklahoma (W)	90	81
at Cameron (W)	82	76
at Angelo State (W)	77	57
at Abilene Christian (W)	102	64
Angelo State (W)	78	69
Abilene Christian (W)	110	69
at Texas A&M-Commerce (L)	75	79
at Texas A&M-Kingsville (L)	68	89
Central Oklahoma (W)	92	85
Cameron (W)	99	82
at Eastern New Mexico (L)	70	80
LSC Tournament, Amarillo, Texas		
Cameron (W)	66	58
LSC Tournament, Commerce, Texas		
vs. Central Oklahoma (W)	94	86
Texas A&M-Commerce (W)	91	70
Texas A&M-Kingsville (L-OT)	87	91
at Central Oklahoma (W)	90	81
at Cameron (W)	82	76
at Angelo State (W)	77	57
at Abilene Christian (W)	102	64
Angelo State (W)	78	69
Abilene Christian (W)	110	69
at Texas A&M-Commerce (L)	75	79
at Texas A&M-Kingsville (L)	68	89
Central Oklahoma (W)	92	85
Cameron (W)	99	82
at Eastern New Mexico (L)	70	80
LSC Tournament, Amarillo, Texas		
Cameron (W)	66	58
LSC Tournament, Commerce, Texas		
vs. Central Oklahoma (W)	94	86
Texas A&M-Commerce (W)	91	70
Texas A&M-Kingsville (L-OT)	87	91
at Central Oklahoma (W)	90	81
at Cameron (W)	82	76
at Angelo State (W)	77	57
at Abilene Christian (W)	102	64
Angelo State (W)	78	69
Abilene Christian (W)	110	69
at Texas A&M-Commerce (L)	75	79
at Texas A&M-Kingsville (L)	68	89
Central Oklahoma (W)	92	85
Cameron (W)	99	82
at Eastern New Mexico (L)	70	80
LSC Tournament, Amarillo, Texas		
Cameron (W)	66	58
LSC Tournament, Commerce, Texas		
vs. Central Oklahoma (W)	94	86
Texas A&M-Commerce (W)	91	70
Texas A&M-Kingsville (L-OT)	87	91
at Central Oklahoma (W)	90	81
at Cameron (W)	82	76
at Angelo State (W)	77	57
at Abilene Christian (W)	102	64
Angelo State (W)	78	69
Abilene Christian (W)	110	69
at Texas A&M-Commerce (L)	75	79
at Texas A&M-Kingsville (L)	68	89
Central Oklahoma (W)	92	85
Cameron (W)	99	82
at Eastern New Mexico (L)	70	80
LSC Tournament, Amarillo, Texas		
Cameron (W)	66	58
LSC Tournament, Commerce, Texas		
vs. Central Oklahoma (W)	94	86
Texas A&M-Commerce (W)	91	70
Texas A&M-Kingsville (L-OT)	87	91
at Central Oklahoma (W)	90	81
at Cameron (W)	82	76
at Angelo State (W)	77	57
at Abilene Christian (W)	102	

Texas A&M-Kingsville (W)	82	70
Eastern New Mexico (W)	75	63
at Midwestern State (W)	97	91
at Tarleton State (W)	73	59
Angelo State (W)	85	82
Abilene Christian (L)	87	91
LSC Tournament, Canyon, Texas		
Texas A&M-Commerce (W)	89	78
Central Oklahoma (L)	101	123
NCAA South Central Regionals, Canyon, Texas		
Pittsburg State (W)	90	79
Central Oklahoma (W)	105	101
NCAA Division II Elite Eight, Louisville, Ky.		
vs. California-Davis (L)	55	63

1998-99

COACH: RICK COOPER		
WON 22 LOST 7		
SW Assemblies of God (W)	116	48
at Northeastern State (L)	64	67
at Central Oklahoma (L)	96	100
at Panhandle State (W)	63	58
Plains Nat'l Bank, WT Thanksgiving Classic, Canyon, Texas		
CW Post-Long Island (W)	105	52
Missouri Western (W)	83	69
East Central (W)	88	80
Southeastern Oklahoma (W)	77	59
Panhandle State (W)	76	68
vs. St. Edwards' (L)	78	86
Westmont Turn., Santa Barbara, Calif.		
vs. Christian Heritage (W)	81	75
at Westmont (L)	63	76
Angelo State (W)	78	61
Abilene Christian (W)	75	60
at Midwestern State (L)	83	108
at Tarleton State (W)	75	69
at Texas A&M-Commerce (W)	84	76
at Texas A&M-Kingsville (W)	82	69
Eastern New Mexico (W)	96	95
Texas A&M-Kingsville (W)	80	78
Texas A&M-Commerce (W)	108	84
at Eastern New Mexico (W)	85	68
at Abilene Christian (W)	87	82
at Angelo State (W)	71	68
Tarleton State (W)	72	65
Midwestern State (W)	113	95
LSC Tournament, Canyon, Texas		
*Central Oklahoma (W)	92	91
*Tarleton State (L)	60	62
NCAA South Central Regionals, Wichita Falls, Texas		
^vs. Abilene Christian (L-3OT)	96	102

1999-2000

COACH: RICK COOPER		
WON 21 LOST 7		
vs. Adams State (L)	72	75
at Fort Lewis (W)	70	60
at Panhandle State (W)	87	64
Southwestern Oklahoma (W)	73	85
at Ouachita Baptist (L)	74	76
at Harding (W)	71	60
SW Assemblies of God (W)	52	122
Cameron (W)	77	85
vs. Western Washington (W)	55	75
vs. St. Mary's (W)	60	74
Midwestern State (L)	85	73
Tarleton State (W)	85	92
at Angelo State (L)	77	78
at Abilene Christian (W)	71	68
at Eastern New Mexico (W)	71	46
Texas A&M-Kingsville (L)	77	69
at Tarleton State (W)	68	65
at Midwestern State (L)	82	94
Abilene Christian (W)	56	103
Angelo State (W)	75	78
at Texas A&M-Commerce (W)	94	89
Eastern New Mexico (W)	68	84
at Texas A&M-Kingsville (W-OT)	80	77
Panhandle State (W)	62	93
Texas A&M-Commerce (W)	59	66
LSC Tournament, Canyon, Texas		
Harding (W)	67	92
LSC Tournament, Tahlequah, Okla.		
at Northeastern State (W)	60	49
vs. Midwestern State (L)	83	93

2000-01

COACH: RICK COOPER		
WON 23 LOST 8		
at Midwestern State (L)	69	79
vs. Southwestern Oklahoma (W)	84	70
vs. Fort Lewis (L)	75	85
at Adams State (L)	75	79
at Panhandle State (W-OT)	90	89

Fort Lewis (W)	85	69
Midwestern State (W)	87	74
National Christian (W)	104	62
Adams State (W)	94	65
Northeastern State (L)	62	65
Central Oklahoma (W)	90	64
at East Central (W)	66	61
at Southeastern Oklahoma (L-OT)	69	75
at Angelo State (L-OT)	60	63
at Abilene Christian (W)	69	60
Eastern New Mexico (W)	80	61
Texas A&M-Kingsville (W)	72	65
Texas A&M-Commerce (W)	84	81
Tarleton State (W)	86	71
at Texas A&M-Kingsville (W)	60	58
at Texas A&M-Commerce (L)	62	66
Abilene Christian (W)	87	76
Angelo State (W)	85	71
at Eastern New Mexico (W)	83	77
at Tarleton State (W-OT)	60	54
Panhandle State (W)	91	71
LSC Tournament, Canyon, Texas		
Central Oklahoma (W)	87	79
LSC Tournament, at San Angelo, Texas		
vs. Texas A&M-Kingsville (W)	67	55
at Angelo State (W-OT)	75	73
NCAA South Central Regional, Topeka, Kan.		
vs. St. Mary's (W)	67	55
at Washburn (L)	61	86

2001-02

COACH: RICK COOPER		
WON 16 LOST 10		
Panhandle State (W)	89	64
at New Mexico Highlands (W)	88	79
Tarleton State Turn., Stephenville, Texas		
vs. Mary-Hardin Baylor (W)	80	65
vs. Texas College (W)	82	55
at Southwestern Oklahoma (L)	89	94
at Cameron (L)	59	63
National Christian (W)	91	30
Midwestern State (W)	87	81
at Panhandle State (W)	95	60
New Mexico Highlands (W)	77	72
at Northeastern State (L)	51	74
at Central Oklahoma (L)	68	85
East Central (W)	81	66
Southeastern Oklahoma (W)	82	76
at Tarleton State (L)	54	72
Angelo State (L)	80	82
Abilene Christian (W)	80	58
at Eastern New Mexico (L)	73	82
Texas A&M-Kingsville (W)	70	59
Texas A&M-Commerce (W)	75	54
at Texas A&M-Commerce (W-OT)	79	76
at Texas A&M-Kingsville (L)	76	80
Tarleton State (W-OT)	73	69
Eastern New Mexico (L-OT)	77	81
at Abilene Christian (W)	82	70
at Angelo State (L)	62	88

2002-03

COACH: RICK COOPER		
WON 21 LOST 10		
Panhandle State Classic, Goodwell, Okla.		
vs. Southwest Baptist (W)	76	59
vs. Lubbock Christian (L)	61	65
New Mexico Highlands (W)	85	75
Papa John's Thanksgiving Classic, Canyon, Texas		
Texas-Permian Basin (W)	93	58
Eastern New Mexico (W)	82	65
Panhandle State (W)	73	44
New Mexico Highlands (W)	91	58
at Panhandle State (L)	75	79
at Tarleton State (L)	49	75
Northeastern State (L)	69	75
Central Oklahoma (L)	77	79
at East Central (W)	79	64
at Southeastern Oklahoma (W)	58	55
Southwestern Oklahoma (W)	79	69
Cameron University (W)	82	50
at Angelo State (W)	80	72
at Abilene Christian (W)	79	63
Texas A&M-Kingsville (L)	68	72
Texas A&M-Commerce (L)	73	81
at Midwestern State (W)	67	64
Eastern New Mexico (W)	69	63
Midwestern State (W)	89	83
at Eastern New Mexico (L)	76	85
Abilene Christian (W)	79	64
Angelo State (W)	84	73
at Texas A&M-Commerce (W)	77	66
at Texas A&M-Kingsville (L)	76	80
*Central Oklahoma (W)	88	84
LSC Tournament, Portales, N.M.		
vs. Northeastern State (W)	78	56

vs. Tarleton State (W)	69	61
NCAA South Central Regionals, Stephenville, Texas		
vs. Washburn (L)	73	75

2003-04

COACH: RICK COOPER		
WON 18 LOST 10		
at Lubbock Christian (W)	89	88
Colorado School of Mines Tournament, Golden, Colo.		
at Colorado Mines (L)	75	89
vs. Mesa State (W)	79	77
WT Thanksgiving Classic, Canyon, Texas		
Colorado State-Pueblo (W)	65	61
Southwestern Oklahoma (L)	56	76
at Northeastern State (L)	47	62
at Central Oklahoma (L)	76	81
Lubbock Christian (W-OT)	100	93
at Panhandle State (W)	68	66
East Central (W)	78	33
Southeastern Oklahoma (W)	66	63
at Southwestern Oklahoma (W)	70	64
at Cameron (W-OT)	87	81
Panhandle State (W)	84	75
Tarleton State (L)	60	63
at Texas A&M-Kingsville (L)	68	86
at Texas A&M-Commerce (W)	82	65
Angelo State (W)	94	79
Abilene Christian (W)	76	61
at Eastern New Mexico (L)	74	89
at Midwestern State (L)	69	86
Eastern New Mexico (L-OT)	72	77
Midwestern State (W)	88	74
Texas A&M-Commerce (W)	77	63
Texas A&M-Kingsville (W)	79	76
at Abilene Christian (W)	67	66
at Angelo State (W)	77	72
LSC Tournament, Tahlequah, Okla.		
at Northeastern State (L)	52	65

2004-05

COACH: RICK COOPER		
WON 16 LOST 14		
at Central Arkansas (L-OT)	70	76
at Panhandle State (W)	69	66
SBC/Coca Cola Thanksgiving Classic, Canyon, Texas		
Missouri Southern (W)	67	57
Southwestern Oklahoma (L)	47	50
Southwestern Oklahoma (L)	50	53
Cameron (W)	82	72
Central Arkansas (L)	55	64
at Tarleton State (L)	63	80
vs. Cal St. San Bernardino (L)	55	76
vs. Pittsburg State (L)	51	64
Panhandle State (W)	64	63
Northeastern State (W)	73	46
Central Oklahoma (L)	58	64
at East Central (W)	92	60
at Southeastern Oklahoma (L)	49	70
Midwestern State (W)	81	52
Texas A&M-Commerce (L)	50	67
Eastern New Mexico (W)	66	59
at Texas A&M-Kingsville (L)	58	66
Angelo State (W)	72	56
Abilene Christian (W)	97	83
at Angelo State (L)	69	74
at Abilene Christian (W)	78	68
at Midwestern State (W-OT)	74	72
at Texas A&M-Commerce (L)	59	75
at Eastern New Mexico (W)	81	78
Texas A&M-Kingsville (W)	81	70
LSC Tournament First Round, Edmond, Okla.		
at Central Oklahoma (W)	79	67
LSC Tournament, Commerce, Texas		
vs. Midwestern State (W)	80	75
at Texas A&M-Commerce (L)	62	77

2005-06

COACH: RICK COOPER		
WON 23 LOST 8		
at Panhandle State (W)	77	67
at New Mexico Highlands (W)	81	72
at Lubbock Christian (W)	63	53
SBC Coca Cola Classic, Canyon, Texas		
Wesleyan (Colo.) (W)	89	54
Quachita Baptist (W)	76	71
at Cameron (L)	66	70
at Southwestern Oklahoma (L-OT)	64	65
Lubbock Christian (W)	74	53
Texas A&M-Commerce (W)	69	62
Panhandle State (W)	69	64
New Mexico Highlands (W)	75	61
at Central Oklahoma (L)	58	69
at Northeastern State (L)	50	64
Southeastern Oklahoma (W-OT)	86	80

East Central (W)	72	63
at Abilene Christian (W)	65	55
Angelo State (W)	77	71
Midwestern State (W)	90	58
at Tarleton State (L)	66	68
Eastern New Mexico (W)	93	81
Texas A&M-Kingsville (W)	74	60
at Eastern New Mexico (W)	92	89
at Texas A&M-Kingsville (L)	67	75
Abilene Christian (W)	87	73
at Angelo State (W)	81	77
at Midwestern State (L)	79	82
Tarleton State (W)	80	60
LSC Tournament, Canyon, Texas		
Southwestern Oklahoma (W)	84	70
LSC Tournament, Durant, Okla.		
at Southeastern Oklahoma (W)	64	62
vs. Tarleton State (W)	92	85
South Central Regionals, Bolivar, Mo.		
at Northwest Missouri (L)	51	66

2006-07

COACH: RICK COOPER		
WON 18 LOST 11		
vs. Pittsburg State (L)	59	73
at Missouri Southern (L)	70	75
WT Thanksgiving Classic, Canyon, Texas		
Adams State (L)	62	69
Quachita Baptist (W)	83	65
at NM Highlands (W)	83	64
Cameron (L)	84	90
Southwestern Oklahoma (L-OT)	81	84
at Lubbock Christian (W)	92	84
at Texas A&M-Commerce (W)	65	64
Wayland Baptist (W)	80	66
Central Oklahoma (W)	78	68
Northeastern State (W)	66	57
at Southeastern Oklahoma (L-OT)	75	85
at Angelo State (L)	84	94
Abilene Christian (W)	78	69
NM Highlands (W)	92	63
Tarleton State (W)	69	62
at Midwestern State (L)	81	90
at Eastern New Mexico (W)	87	72
at Texas A&M-Kingsville (W)	65	63
Eastern New Mexico (W)	91	79
Texas A&M-Kingsville (W)	76	67
Angelo State (W)	86	56
at Abilene Christian (W)	80	68
at Tarleton State (W)	69	63
Midwestern State (L)	55	61
LSC Tournament, Canyon, Texas		
Texas A&M-Commerce (W)	82	80
LSC Tournament, Wichita Falls, Texas		
vs. Southeastern Oklahoma (L)	76	83
NCAA South Central Regionals, Warrensburg, Mo.		
vs. Midwestern State (L)	81	86

2007-08

COACH: RICK COOPER		
WON 21 LOST 8		
Grizzly Tipoff Classic, Alamosa, Colo.		
vs. Colo.-Colo. Springs (W)	80	78
at Adams State (L)	55	67
at Wayland Baptist (L)	72	86
WT Thanksgiving Classic, Canyon, Texas		
Western State (W)	85	55
Harding (W)	86	80
at New Mexico Highlands (W)	77	50
Texas A&M-Commerce (W)	72	65
New Mexico Highlands (W)	80	56
at Central Oklahoma (L)	82	90
at Northwestern State (W)	64	53
Lubbock Christian (L)	59	65
Southeastern Oklahoma (W)	82	37
East Central (L)	65	75
at Cameron (W)	82	66
at Southwestern Oklahoma (W)	87	73
Angelo State (W)	71	68
at Eastern New Mexico (W)	63	52
Midwestern State (W)	76	62
at Tarleton State (L-OT)	74	76
at Texas A&M-Kingsville (W)	60	57
at Abilene Christian (W)	90	82
at Angelo State (W)	84	78
at Midwestern State (W-OT)	86	63
Eastern New Mexico (W)	72	58
Texas A&M-Kingsville (W)	69	51
Tarleton State (W)	64	58
Abilene Christian (W)	82	77
LSC Tournament, Bartlesville, Okla.		
vs. Texas A&M-Commerce (L)	63	69
NCAA South Central Regional, Stephenville, Texas		
vs. Southwestern Baptist (L)	79	95

2008-09

COACH: RICK COOPER		
WON 16 LOST 11		
at Adams State (W)	74	66
at Panhandle State (W)	85	74
at New Mexico Highlands (L)	70	90
Holiday Inn-WT Thanksgiving Classic, Canyon, Texas		
CSU-Pueblo (W)	71	59
South Dakota (W)	77	76
#3-Central Oklahoma (W)	80	67
Northeastern State (L)	69	76
at East Central (W)	92	67
at Southeastern Oklahoma (L)	58	63
Panhandle State (W)	65	40
New Mexico Highlands (W)	74	59
Southwestern Oklahoma (W)	79	68
Cameron (W)	70	55
Adams State (L)	59	61
at Texas A&M-Commerce (L)	72	78
Abilene Christian (W)	77	63
Midwestern State (W)	67	61
at Tarleton State (W)	69	59
Angelo State (L)</		

ALL-TIME SERIES RECORDS

TEAM	WON	LOST
Abilene Christian	70	22
Adams State	9	5
Alabama-Birmingham	0	1
Albuquerque	1	0
Alumni	1	0
Amarillo Air Base	2	4
American Indian	1	0
Angelo State	32	19
Arizona	15	19
Arizona State	24	12
Arkansas	1	2
Arkansas State	1	1
Arkansas Tech	0	1
Baker	2	0
Baldwin-Wallace	1	0
Baptist Christian	1	0
Baylor	5	3
Beloit	0	1
Biola	0	1
Bradley	8	20
Buffalo State	1	0
Cal Poly-San Luis Obispo	0	1
Cal State	1	0
Cal State-Bakersfield	1	0
Cal State-Dom Hills	1	0
Cal State-Fullerton	0	1
Cal State-Hayward	1	0
Cal State-Los Angeles	0	2
Cal State-Northridge	1	0
Cal State-San Bernardino	0	1
California-Davis	0	1
Cameron	24	7
Canisius	0	1
Centenary	4	4
Central Arkansas	0	3
Central Oklahoma	24	21
Central Missouri	1	3
Chicago State	2	0
Chihuahua Teachers	4	0
Christian Heritage	1	0
Cincinnati	1	1
Citadel	0	1
Clarendon	8	0
Clark College	1	0
Clovis Air Base	2	0
College of Emporia	1	0
CO-Colorado Springs	5	1
Colorado College	1	1
Colorado Mines	7	1
Colorado State	4	9
Colorado State-Pueblo	10	3
Concordia (Texas)	1	0
C.W. Post-Long Island	1	0
Creighton	4	16
Dakota Wesleyan	1	1
Dallas	2	0
Dallas Baptist	2	0
Daniel Baker	12	3
Decatur Baptist	2	0
Delta State	1	0
Denver	2	0
DePaul	1	0
Detroit	0	1
Dowell's Saratoga	2	0
Drake	13	18
Dubuque	1	0
East Central	12	1
Eastern New Mexico	59	13
Eau Claire	1	1
Emporia State	1	0
Evansville	1	0
Fort Hays State	0	1
Fort Lewis	7	1

TEAM	WON	LOST
Furman	0	1
Geneva	0	1
George Washington	0	1
Grand Canyon	2	1
Grand View	1	0
Gustavus Adolphus	1	0
Hamlin	1	0
Hardin	2	0
Harding	4	0
Hardin-Simmons	73	32
Hawaii	1	0
Henderson State	2	0
Hereford Guards	1	0
House of David	1	0
Houston	2	12
Houston Baptist	4	0
Howard Payne	8	0
Huston-Tillotson	1	0
Hutchinson (Kan.)	0	1
Idaho State	1	3
Illinois	0	1
Illinois State	2	10
Incarnate Word	1	0
Indiana State	6	17
Jacksonville	1	0
Jacksonville State	0	1
Jarvis Christian	1	0
Kansas City Ath. Club	1	0
Kansas State	0	1
Kentucky	1	0
Kentucky State	1	0
Kentucky Wesleyan	0	1
Lamar	0	1
Langston	1	0
LeTourneau	1	0
Long Island	1	5
Los Angeles	1	0
Louisiana Tech	0	1
Louisville	1	6
Loyola (Calif.)	3	2
Lubbock Air Base	0	2
Lubbock Christian	15	2
Marshall	1	1
Mary-Hardin Baylor	4	0
McMurray	1	6
McMurry	25	10
McNeese State	2	0
McPherson	1	0
Memphis State	0	3
Mesa State	1	0
Middle Tennessee	0	2
Midwestern State	29	22
Mississippi	1	0
Mississippi College	0	2
Missouri-Rolla	2	0
Missouri-St. Louis	0	1
Missouri Southern	1	1
Missouri Western	2	1
Montana	0	1
Montana State-Billings	1	0
Morehead State	2	1
Morningside	2	0
National Christian	4	0
Nebraska-Kearney	2	1
Nebraska State	1	0
Nevada	0	1
Nevada-Las Vegas	0	1
New Haven	1	0
New Mexico	21	12
New Mexico Highlands	28	2
New Mexico Military	20	1
New Mexico Mines	1	0
New Mexico State	39	44

TEAM	WON	LOST
North Alabama	0	1
North Carolina Central	0	1
North Texas	22	24
Northern Arizona	14	6
Northern Illinois	0	1
Northern Louisiana	1	0
Northeastern St. (Okla.)	8	8
NW Missouri State	3	1
Northwestern La.	2	1
NW Oklahoma State	5	7
Oakland	1	0
Ohio State	0	2
Oklahoma	0	4
Oklahoma Baptist	4	1
Oklahoma City	21	17
Oklahoma Panhandle State	52	5
Oklahoma State	3	5
Olson's Swedes	1	0
Omaha	2	0
Oral Roberts	1	5
Ouachita Baptist	3	1
Ozarks	1	0
Pasadena Majors	1	0
Pepperdine	3	6
Peru State	1	0
Phillips	4	3
Phillips 66	0	4
Pittsburgh	1	0
Pittsburg State	2	2
Portland	2	1
Prairie View A&M	1	0
Providence	0	1
Quincy College	2	0
Regis	1	1
Rice	0	1
Roanoke	0	1
Science & Arts of Oklahoma	2	0
Samford	2	1
Sam Houston State	7	4
San Diego State	0	1
San Francisco	0	3
Santa Barbara	1	0
Santa Clara	1	1
Schreiner	3	0
Seattle	2	4
Seton Hall	0	1
Stephen F. Austin	5	4
Shepard Air Base	0	1
Simpson	0	1
South Dakota	2	0
South Dakota Northern	1	0
Southeast Missouri	2	0
Southeastern Oklahoma	12	5
Southern	0	1
Southern A&M	1	2
Southern California	1	0
Southern Illinois	9	14
Southern Indiana	1	0
Southern Kansas State	1	3
Southern Methodist	1	1
Southern Mississippi	1	6
Southern Utah	1	1
Southern Utah State	2	1
SW Assembly of God	4	0
Southwest Baptist	2	1
Southwest Missouri	2	1
Southwestern Oklahoma	25	14
Southwest Texas State	5	0
Southwestern Louisiana	3	4
Southwestern Univ.	3	1
St. Cloud State	1	0
St. Edward's	2	1
St. Joseph's (Pa.)	1	1

TEAM	WON	LOST
St. Louis	1	3
St. Mary's (Calif.)	0	1
St. Mary's (Minn.)	1	0
St. Mary's (Texas)	14	0
St. Peter's (N.J.)	1	0
SIU-Edwardsville	0	1
Sul Ross State	22	3
Talladega College	1	0
Tarleton State	20	14
Taylor	1	0
Tarkio	1	1
Tennessee Tech	0	2
Texas	2	4
Texas A&M	2	2
Texas A&M-Commerce	42	25
Texas A&M-Kingsville	36	21
Texas-Arlington	7	5
Texas Christian	1	2
Texas-El Paso	26	27
Texas-Pan American	9	5
Texas-Permian Basin	2	0
Texas-San Antonio	2	3
Texas Tech	56	26
Texas Wesleyan	9	4
Trinity	4	2
Tulane	0	1
Tulsa	12	22
UCLA	0	2
U.S. International	1	0
Utah	0	3
Utah State	4	5
Valparaiso	0	1
Virginia	0	1
Warrensburg	0	1
Washburn	0	2
Wayland Baptist	19	1
Wayne State (Mich.)	3	0
Weber State	3	5
West Liberty State	1	0
Western Kentucky	1	1
Western New Mexico	4	2
Western State (Colo.)	3	0
Western Washington	1	0
Westminster (Mo.)	1	0
Westmont	0	1
Wheaton	1	0
Wichita	1	1
Wichita Henry's	0	2
Wichita State	7	22
Wiley	1	0
Wisconsin-Milwaukee	1	1

2010-11 Opponents in **Bold**



POSTSEASON HISTORY

1941-42

28-3 • NATIONAL INVITATIONAL TOURNAMENT		
L Creighton	58-59	New York City, N.Y. (NIT)

1968-69

18-8 • NATIONAL INVITATIONAL TOURNAMENT		
L Ohio University	80-82	New York City, N.Y. (NIT)

1979-80

18-12 • NATIONAL INVITATIONAL TOURNAMENT		
W New Mexico State	98-87	Canyon, Texas (MVC)
W Creighton	83-67	Omaha, Neb. (MVC)
L Bradley	59-62	Peoria, Ill. (MVC)
L Illinois State	63-80	Normal, Ill. (NIT)

1984-85

11-17 • MISSOURI VALLEY CONFERENCE TOURNAMENT		
L Tulsa	69-74	Tulsa, Okla. (MVC)

1986-87

24-7 • NCAA-II TOURNAMENT		
W Texas A&M-Kingsville	90-54	LSC Tournament, Abilene, Texas
L Abilene Christian	69-78	LSC Tournament, Abilene, Texas
W Abilene Christian	67-63	NCAA Regional, Amarillo, Texas
L Southeast Missouri State	71-72	NCAA Regional, Amarillo, Texas

1987-88

20-9 • LONE STAR CONFERENCE SEMIFINALIST		
W Texas A&M-Commerce	89-74	San Angelo, Texas
L Angelo State	73-94	San Angelo, Texas

1989-90

25-7 • NCAA DIVISION II TOURNAMENT		
W Central Oklahoma	94-86	LSC Tournament, Commerce, Texas
W Texas A&M-Commerce	91-70	LSC Tournament, Commerce, Texas
W Missouri Western	98-93(OT)	NCAA Regional, Cape Girardeau, Mo.
L Southern Indiana	71-73	NCAA Regional, Cape Girardeau, Mo.

1990-91

25-7 • NCAA DIVISION II TOURNAMENT		
W Abilene Christian	127-76	LSC Tournament, Amarillo, Texas
W Cameron	78-70	LSC Tournament, Amarillo, Texas
W Central Oklahoma	83-70	LSC Tournament, Amarillo, Texas
L Central Missouri	69-72	NCAA Regional, Warrensburg, Mo.
L Kentucky Wesleyan	78-91	NCAA Regional, Warrensburg, Mo.

1993-94

20-10 • NCAA DIVISION II REGIONAL SEMIFINALIST		
W Texas A&M-Commerce	80-69	Canyon, Texas (LSC)
W Abilene Christian	85-79	Canyon, Texas (LSC)
L North Alabama	67-74	NCAA Regional, Topeka, Kan.
L Central Missouri State	74-79	NCAA Regional, Topeka, Kan.

1994-95

17-10 • LONE STAR CONFERENCE TOURNAMENT QUARTERFINALIST		
L Texas A&M-Commerce	60-71	Commerce, Texas

1995-96

18-10 • LONE STAR CONFERENCE TOURNAMENT SEMIFINALIST		
W Abilene Christian	69-74	Canyon, Texas
L Texas A&M-Kingsville	84-94	Commerce, Texas

1996-97

15-13 • LONE STAR CONFERENCE TOURNAMENT SEMIFINALIST		
W Abilene Christian	86-82	Abilene, Texas
L Texas A&M-Commerce	67-87	Commerce, Texas

1997-98

26-5 • NCAA-II ELITE EIGHT QUARTERFINALIST		
W Texas A&M-Commerce	89-78	Canyon, Texas (LSC)
L Central Oklahoma	101-123	Canyon, Texas (LSC)
W Pittsburgh State	90-79	NCAA Regional, Canyon, Texas
W Central Oklahoma	105-101	NCAA Regional, Canyon, Texas
L California-Davis	55-63	Louisville, Ky.

1998-99

22-7 • NCAA-II REGIONAL QUARTERFINALIST		
W Central Oklahoma	92-91	Canyon, Texas (LSC)
W Tarleton State	60-62	Canyon, Texas (LSC)
L Abilene Christian	96-102(3OT)	NCAA Regional, Wichita Falls, Texas

1999-00

21-7 • LONE STAR CONFERENCE TOURNAMENT FINALIST		
W Harding University	92-67	Canyon, Texas
W Northeastern State	60-49	Tahlequah, Okla.
L Midwestern State	83-93	Tahlequah, Okla.

2000-01

23-8 • NCAA-II SOUTH CENTRAL REGION SEMIFINALIST		
W Central Oklahoma	87-79	Canyon (LSC)
W Texas A&M-Kingsville	67-55	San Angelo, Texas (LSC)
W Angelo State	75-73(OT)	San Angelo, Texas (LSC)
W St. Mary's	67-55	NCAA Regional, Topeka, Kan.
L Washburn	61-86	NCAA Regional, Topeka, Kan.

2002-03

21-10 • NCAA DIVISION II SOUTH CENTRAL REGION QUARTERFINALIST		
W Central Oklahoma	88-84	Canyon, Texas (LSC)
W Northeastern State	78-56	Portales, N.M. (LSC)
W Tarleton State	69-61	Portales, N.M. (LSC)
L Washburn	73-75	NCAA Regional, Stephenville, Texas

2003-04

18-10 • LONE STAR CONFERENCE TOURNAMENT QUARTERFINALIST		
L Northeastern State	52-65	Tahlequah, Okla. (LSC)

2004-05

16-14 • LONE STAR CONFERENCE TOURNAMENT FINALIST		
W Central Oklahoma	79-67	Edmond, Okla. (LSC)
W Midwestern State	80-75	Commerce, Texas (LSC)
L Texas A&M-Commerce	62-77	Commerce, Texas (LSC)

2005-06

23-8 • NCAA DIVISION II SOUTH CENTRAL REGION QUARTERFINALIST		
W Southwestern Oklahoma	84-70	Canyon, Texas (LSC)
W Southeastern Oklahoma	64-62	Durant, Okla. (LSC)
W Tarleton State	92-85	Durant, Okla. (LSC)
L Northwest Missouri State	51-66	NCAA Regional, Bolivar, Mo.

2006-07

18-11 • NCAA DIVISION II SOUTH CENTRAL REGION QUARTERFINALIST		
W Texas A&M-Commerce	82-80	Canyon, Texas (LSC)
L Southeastern Oklahoma	76-83	Wichita Falls, Texas (LSC)
L Midwestern State	81-86	NCAA Regional, Warrensburg, Mo.

2007-08

21-8 • NCAA DIVISION II SOUTH CENTRAL REGION QUARTERFINALIST		
L Texas A&M-Commerce	63-69	Bartlesville, OK (LSC)
L Southwest Baptist	79-95	NCAA Regional, Stephenville, Texas

2009-10

16-13 • LONE STAR CONFERENCE TOURNAMENT SEMIFINALIST		
W Central Oklahoma	80-78	Bartlesville, Okla. (LSC)
L Tarleton State	68-82	Bartlesville, Okla. (LSC)

WTAMU CONFERENCE TITLES AND POSTSEASON TOURNAMENT TEAMS

Texas Intercollegiate Athletic Association Champions	1923-24	Border Conference Champions	1942-43	Lone Star Conference South Division Champions	1997-98
Texas Intercollegiate Athletic Association Champions	1926-27	Co-Border Conference Champions	1951-52	NCAA South Central Regional	1997-98
Texas Intercollegiate Athletic Association Champions	1927-28	Co-Border Conference Champions	1954-55	NCAA Elite Eight Quarterfinalist	1997-98
Texas Intercollegiate Athletic Association Champions	1929-30	National Invitational Tournament	1968-69	Lone Star Conference South Division Champions	1998-99
Texas Intercollegiate Athletic Association Champions	1930-31	National Invitational Tournament	1979-80	NCAA Regional Quarterfinalist	1998-99
Texas Intercollegiate Athletic Association Champions	1931-32	Co-Lone Star Conference Champions	1986-87	LSC Tournament; Regional Semifinalist	2000-01
National Tournament Participant	1932-33	National Tournament Participant	1986-87	LSC Tournament Champions	2002-03
National Tournament Semifinalist	1933-34	Lone Star Conference Tournament	1989-90	NCAA Regional Quarterfinalist	2002-03
National Tournament Participant	1935-36	National Tournament Participant	1989-90	LSC Tournament Champions	2005-06
National Tournament Participant	1936-37	Co-Lone Star Conference Champions	1990-91	NCAA Regional Quarterfinalist	2005-06
National Tournament Participant	1937-38	Lone Star Conference Tournament	1990-91	Co-Lone Star Conference South Division Champions	2006-07
National Tournament Participant	1938-39	National Regional Qualifier	1990-91	NCAA Regional Quarterfinalist	2006-07
Alamo Conference Champions	1939-40	Lone Star Conference Champions	1993-94	NCAA Regional Quarterfinalist	2007-08
Alamo Conference Champions	1940-41	Lone Star Conference Tournament	1993-94		
Border Conference Champions/ Nat'l Invitational Tourn.	1941-42	NCAA Regional Semifinalist	1993-94		

ALL-TIME LETTERWINNERS

A

Bill Abbott '50
Miles Ackerman '13
Russell Adams '92, '93
Reed Addison '77, '78
Terry Adolph '80, '81
Tom Airhart '50, '51
Glyn Akers '19
Dana Albright '74, '75
Bill Allen '45, '46, '47, '48
Buck Amburn '37, '38
Bobby Anderson '75, '76
Moses Anderson '26
Rodney Anderson '89, '90
Bill Arthur '45, '46, '47, '48
Jordan Ashmore 2010



PRICE BROOKFIELD

B

Rick Bacon '68, '69, '70
Brian Bailey '95
Jim Baker '18
Ballard '16
Boyce Bandy '28, '29
Huey Barlett '59
Pierre Barlow 2007, '08
Mike Baskerville 2007
Keith Battiste '71
John Battenfield '19
Charlie Beason '57, '58
Charles Bell '81, '82
Jay Benn '73, '74
Mark Benoit '87, '88
Charlie Bernard '48, '50
Chad Bertrand '97, '98, '99, '00
Bill Birdwell '48, '49, '50
Ray Bivens '23, '24, '25
Bill Black '12, '13
Keith Blair '59, '60, '61
Sonny Blankenship '61, '62, '63
Dale Blaut '69, '70
Bobbitt '16
Willie Boedecker '33
Bill Bolk '63
Bill Bolton '63
Darwin Boyd '97
Boyce Box '43, '47, '48
Cloyce Box '43, '47, '48
Chris Bracey 2003
Glynn Braden '43, '47, '48, '49
Bradon '42
Carlos Brazolin '90, '91

Leonard Britt '33
Dale Brookfield '69
Price Brookfield '40, '41, '42
Glen Brotherton '46
Adrian Brown '96
Andre Brown '92, '93
Buster Brown '27, '29
Hatcher Brown '28, '29, '30
Jarvis Brown 2005
LeBaron Brown '96
John Budenholzer '46
Howard Burd '82
Otis Burke '29, '30, '31, '32
Nick Burns 2009, '10
Dale Burrow '63, '64
Austell Burrus '50, '51, '52
Ray Burrus '53, '54, '55
Troy Burrus '52, '53, '54
Conway Butler '36, '37, '38
Tyrone Byers 2000, '01
Charles Byrd '87, '88

C

Bart Cadenhead '78
Kyle Caldwell 2003
Scott Caldwell '92, '93
Wade Callaway '91, '92, '93, '94
George Calvin '31, '32, '33
Jason Campbell '04, '05
Fred Carey '15
R.E. Carey '16
Eric Carmon '85
Frank Castleberry '60, '61
Eduardo Caviglia 2003, '04
Elmer Chambers '15
Maurice Cheeks '75, '76, '77, '78
William Childs '85, '86
Jerry Christian '71, '72, '73
Charles Claggett '89
Lawrence Clark '35, '36, '37
Robert Clark '29, '30, '31
Kevin Clayton 2000
Curtis Clements 2003
M.E. Clevenger '34, '35
Norman Clevenger '14
Bill Clifton '53, '54, '55
James Clice '28, '29
George Ray Clovin '31, '32
Kendall Cogburn 2010
Davie Cole '68, '69, '70
Collins '91
Edwin Comer '29, '30, '31, '32
Guy Comer '11
Jim Conner '60, '61, '62
Jim Conner '74
Leo Cooper '30, '31
Tyler Cooper 2005, '06, '07, '08
Larry Corbin '58
Joe Cosey '74, '75
L. Cowlin '11
Bill Cox '49
Ross Craig '17, '18
James Crews '43
Michael Crowe '93, '94
John Crudgination '15
Cleatice Crump '24, '25, '26, '27
Cullender '37, '38, '39
Patrick Culver, 2006
Claude Cummings '95, '96
Frank Cunningham '43
Larry Cunningham '76, '77, '78
Jim Curtsinger '60, '61, '62

D

Steve Davidson '71, '72
Alex Davis 2010
Earl Davis '85, '86
Jack Davis '36, '37
Jeff Davis 2008
Lee Davis '77, '78
M. Davis '12
Ralph Davis '40
Ronald Davis '36

Willie Davis '82
A. Day '12
Ray DeBord '63
Hank Decker '46, '47
William Dise '75
Ben Doherty 2007, '08, '09
Scott Doores '71, '72, '73
Bijan Dotson 2009, '10
Rosavelt Duffie '93

E

Ray Ellefson '43
Mark Ellerman '82, '83
Tony Ellis '78
Dan Elmer '77, '78, '79, '80

F

Famer '19
Max Fern '18
Jim Farren '56, '57, '58, '59
Fats '16
Melvin Faust '87
Tory Fernandez 2009, '10
Ben Finely '53, '54
Diangelo Fisher '95
Mickey Fitts '65, '66, '67
Milt Fitts '58, '59, '60
Ed Fitzgerald '70, '71
G.C. Fitzgerald '30, '31, '32
Glen Fletcher '71, '72
Foots '17
Dawon Foreman '88, '89, '90, '91
Rich Forrest 2000, '01
Joe Fortenberry '30, '31, '32
Garry Francis '73
Valton Franklin '67, '68
Troy Fry '90, '91
Demetrice Fuller 2008, '09
Guy Fuller '24, '25, '26

G

F. Gaber '11
Oscar Gamer '24, '26
Ron Gardner '66
Pat Gerald '27, '28, '29
Johnny George '54, '56, '57
Keith Gladney '79, '80
Ray Golsen '71, '72
Bob Grace '60
Orlando Graham '85, '86
Rufus Graves '45
Fred Green '53, '54
Kevin "Chip" Green 2007
Ralph Griffith '33
Douglas Groom '41, '42, '43
F. Goeber '12
Floyd Golden '17, '18, '19, '20
Roy Golden '18
Clyde Gordon '22
Floyd Gordon '19
Robby Graham '73
Keon Grant 2008
Steve Grimes '93
Phil Guinn '62
Robert Gustavis '82


H

Ray Haddock '56
Charles Halbert '40, '41, '42
C. Halden '12
Alex Hale '24, '25, '26
Nay Hale '20, '21, '22, '23
Ted Hale '53
Bill Hales '14, '15
Harvey Hales '81, '82
Mose Hales '50, '51, '52
LaDarius Hall 2010
Michael Hamelin '98, '99
Mike Hamilton '92
J.D. Hanna '18

Henry Hardaway '60, '61
W. Harde '12
Darnell Hardeman '88, '89, '90
Newt Harrell '18
DaShawn Harris '96, '97
Eddie Harris '79, '80, '81, '82
Reggie Harris 2003
Donnell Harrison '97, '98
Sean Harrison '98, '99
Matt Hart '95
David Hatcher '56, '57, '58
J.D. Hazlewood '28
Earl Hector '94
Clifford Henry '21, '22
Heizer '16
Milt Henderson '76
O. Hensley '12
Richard Higginbotham 2004, '05
Andre Hill 2007, '08
Terrell Hill '94
Simmie Hill '68, '69
Chris Hinz 2007, '08
Demetrius Hodge '98, '99
Jacquiese Holcombe 2010
Ronnie Holmes 2005, '06
Keenan Hooker 2004
Carlos Hopper '92, '93, '94
Leroy Horton '97
Greg Houston '92
Snapper Hunnicutt '96, '99
Jamie Hurnes 2001

J

Derrick Jackson 2000, '01
James Jackson '82, '83
J.J. Jackson '97, '98
Joaquin Jackson '56
Neil Jackson '46, '47, '48
Steven Jackson '03, '04, '05, '06
Ledru Jacobs '42, '46, '47
Glen Jamison '85
James Jappa '81, '82
Jay Jefferson '89
Carl Johnson '78, '79, '80, '81
Charles Johnson '41, '42, '47, '48
Clark Johnson '42, '43, '45, '47
Dewey Johnson '39, '40, '41
Fred Johnson '85, '86
Jack Johnson '66, '67
John Johnson '45, '47
Johnny Johnson 2009
Justin Johnson 2009
Lloyd Johnson '37
Nick Johnson '95, '96
Tommy Johnson '85
Vernon Johnson '35
Terrance Jolley '98, '99



JOE FORTENBERRY

Antoine Jones '96
Bobby Jones '77
Cleveland Jones '30
Darian Jones 2001
Melvin Jones '76, '77
Ray Jones '39, '40
Tommy Jordan '73

K

Mohammad Kamara '98
Eugene Keating '43
Clifford Keith '26, '27, '28, '29
Keffler '16
Dave Keller '78
Virgil Kelley '47
Don Kendrick '38, '39, '40
Jerry Kersey '81
A.E. Key '12, '13
Everett Key '16, '17, '18, '19
Donnie Kidd 2010
Auddell Kimmins '35
Mike Kimmis '67
Gene King '58, '59, '60
Ron King '96, '97
Bryan Kirkland '84, '85
Hubert Kitchens '48, '49, '50
Jake Knight '62
Lee Roy Knott '56, '57
Lou Koning '69, '70

L

Metz LaFollette '43, '45, '47
Tom Lair '11, '12
Brent Lake '71, '72, '73
Carl Lamb 2004, '05, '06
Augie Larson 2000, '01
Arthur Latus '86, '87
Joe Lancaster '20, '21, '22, '23
Bert Lane '47
Cyril Layne '30
Martin Lattibeaudiere '94, '95, '96, '97
Coy Laury '98
Don Lech '45, '46
Robert Lee 2008
Leon '16, '17
Elgin Leslie '91
C. Lively '16
Damien Lolar 2006, '07
Mike Lorene '77, '78, '79, '80
Keith Lowe '63
Delbert Lowes '26, '27, '28, '29
Earl Lust '13
Pratt Lyons '69
Mike Lyerla '92, '93

M

Jack Maddox '41, '42, '43
Matt Madison 2000, '01, '03
J.W. Malone '45, '46, '47, '48
Sammy Malone '48, '49, '50
John Matthews '14
Mark Mayberry '74
Mike McBride '76
James McCloud '69, '70
Jon McCoy '72
John McClure '53, '54, '55
Clint McFall 2008, '09
Mike McGhee '97
Jerry McGuire '63
Earl McKinney '90, '91, '92
Ed McMinn '33
Doc McVickers '24
Joe McWilliams '64, '65, '66
Fremont Mead '13
Arendijus Mejeras 2002, '03
Jordanas Mejeras 2005, '06, '07
Rodrigo Mello '88, '89, '90, '91
Bill Miller '46, '47, '48, '49
Max Miller '58, '59
Nat Miller '69
Fabian Mina '93
Joe Mincey 2010
Marvin Mitchell '64, '65
Mike Mitchell '67, '68, '69
Odus Mitchell '20, '21, '22, '23
Will Mitchell, 2006

Frank Monroe '30, '31, '32
Dudley Moore '66
James Morgan '54
Jeff Morgan '87, '88
Dale Morris '67
Milton Morris '20, '30, '31, '32
Gene Muirdock '69, '70
Estrada Murray 2000, '01
Marvin Myers '35, '36
Albert Myles '99, 2001

N

J. Naiker '33
Elvis Nard '27, '28, '29, '30
Wyatt Nations '22
Milton Neilson '37, '38
P.F. Newman '26, '27, '28
Winston Nicholas '79
Phillip Nichols '56, '57
Ed Neills '21
Jim Nielson '67, '68, '69
Bob Nipper '39, '40, '41
H. Norditt '12
David Nowlin '67, '68

O

Roy O'Neale '93, '94

P


Parry '19
Wilburn Patton '41
Ben Pearson '25, '26
Paul Perkins '82
Judge Perry '58, '59
D.J. Phillips '31
Ted Phillips '33
Matt Pierce 2003, '04
Scottie Pierce '62, '63, '64
Roger Pierson '23
J.E. Pletzsch '38
Jason Pillion '98, '99
J. Pipkin '12
Roy Pinson '17
Nolan Peteet '50, '51, '52
Rod Prater 2003, '04
Bill Price '50, '51, '52
Borden Price '39, '40, '41, '46
Kirby Pugh '64, '65

R

Reggie Ramey '73, '74, '75, '76
Tommy Rasberry '41
Ed Redd '94
Cleotis Reece '71, '72
Olin Reed '42
Shane Reese '96, '97
Bill Reeves '25, '26
Jim Reid '58, '59, '60
Sid Reid '12
Charlie Relph 2001
Gale Rhin '68, '69
David Rhone 2003
Lonnie Rice '51
Guy Richards '30, '31, '32, '33
Charles Richardson '49
Jody Richardson '66
Fred Rike '90
Eurskine Robinson '79, '80, '81, '82
Harold Robinson '51, '52, '53
James Robinson '56
Hector Rodriguez '72, '73
Mike Rodriguez '71, '72, '73
Walter Reese '91, '92
Don Rogers '56, '57, '58
Rookie Rogers '54, '55, '56, '57
Bobby Roland '63
Geoffrey Rowles '68
Kevin Rutherford '95

S

Moshn Said 2007
Rene Salomao '98, 2000
Marvin Satterfield '84, '85



TERRENCE JOLLEY

Maurice Savage '68
Frank Schaffer '62, '63, '64
Brad Schreck '76, '77
O.T. Schupback '42
Ernest Schur '38, '39, '40
Earl Scott '13
George Scott '64, '65
James Scott '53, '54, '55
Esaw Scruggs 2000, '01
David Seal '60, '61, '62
Gordon Sewell '12
Ray Schackleford '37, '38, '39
David Shearod '64
Kyle Shields 2005, '06, '08, '09
Elmer Shotwell '13
Carlos Silva 2003, '04, '05
Gary Simms '17, '20
Danny Simmons '82
Allen Simpson '56, '57, '58
Gail Simpson '64, '65, '66
Kenneth Simpson ??
Sammy Simpson '90, '91
George Sims '79, '80
Tom Sims '56, '59
Troy Sims '89, '90, '93
Jerry Singletary '86, '87
Gordon Siwell '13
Steve Slagle '61, '62, '63
Dallas Smith '74, '75, '76
Eugene Smith '75, '76, '77
O. Smith '12
Ralph Smith '15
Shawn Smith '82
Alburt Sone '23
Henry Sone '24
Law Sone '26
Lem Sone '19, '21, '23
Velton Sorrow '43
Lonnie Speck '68
L.O. Speer '37
Goran Stanic 2006, '07
Earl Stagner '38, '39, '40, '41
Henry Stair '13
J. Stean '28
Lother Stephenson '37, '38, '39, '40
Bob Steppes '81, '82
Dwaine Stewart '50, '51, '52
Frank Stingo '76, '77
Bill Stockman '41, '42, '43, '46

Frank Stockman '40, '41, '42
Stone '16
James Straham '64, '65
Joe Streun '56, '57
Jim Stringer '26, '27
Russell Stroud '31, '32, '3
Niko Stylianou 2009
Bob Summerwell '53
Kyle Sunderman '72, '73
Jon Sykes 2008

T

Fabrice Tafo 2009
B.F. Taylor '36
Bruce Taylor '74, '75, '76, '77
Calvin Taylor '65, '66
Charles Taylor '46
Howard Taylor '74, '75
Don Teague '61
Rodney Teague '66, '67
Gerald Temple '87, '88
Don Terrell 2005
Foy Terry '21
Kelly Thomas '81
Govinda Thomas-Carter 2005, '06
Joe Thompson '94, '95, '96, '97
Joe Thompson '17
Chase Thornberry 2008
Hugh Tilson '56, '57, '58
Rod Toliver '89, '90
Tomberlin '46
Norman Trimble '41, '42, '43
Dick Trolinger '59
Justin Tubb 2010
Chris Tucker 2010

V

Robert Van Amelunxen '83
Fina Vaughn '24
Ray Vineyard '35

W

John Walker '32, '33
Sean Walker '87
Jeff Wallace '12
Seivern Wallace '95
T. Wallace '11, '12
Craig Walling '36, '37, '38
Dennis Walling '51, '52, '53
Kendall Walling '82, '83
Elvis Ward '26, '27, '28
Phil Washington '92
Foster Watkins '37
Derrith Welch '67
Vernon Welch '63
Ed Wells '21
Todd Welty '88
Spencer Whippe '19
Kenny White 2003
Kevin White '91, '92
Mason White 2010
Mark Wible '75
Dick Wiggins '45
Cederick Wilbon '95, '96
Dave Wilburn '79
Bernard Williams '91
Russ Winters '90, '91
Tomas Wrotten '98, '99

Y

Goliath Yeggins '80, '81, '82, '83
J. Younger '12

Z

U. Zumer '12

INDIVIDUAL RECORDS

INDIVIDUAL RECORD — SINGLE GAME

Points Scored

	NAME	YEAR
1.	47 Damien Lolar	11-25-06
2.	44 Price Brookfield	2-25-42
3.	42 Simmie Hill	1-24-68
4.	40 Dale Blaut	2-14-70
5.	39 Simmie Hill	12-7-68
6.	38 Scott Pierce	2-7-63
	38 Rod Prater	11-22-03
8.	37 Simmie Hill	2-1-69
	37 Ray Golson	3-1-71
10.	36 Cederick Wilbon	1-8-96
	36 Simmie Hill	1968
	36 Simmie Hill	1969

Field Goals Made

	NAME	YEAR
1.	21 Price Brookfield	2-25-42
2.	17 Damien Lolar	11-25-06
	17 Simmie Hill	1-24-68
	17 Simmie Hill	1968
5.	16 Simmie Hill	12-7-68
	16 Terry Adolph	2-12-81
7.	15 Terry Adolph	12-6-79
	15 Tommy Jordan	1-18-73
	15 Dale Blaut	2-14-70
	15 Dale Blaut	2-2-70
	15 Simmie Hill	1-4-68

Field Goals Attempted

	NAME	YEAR
1.	41 Price Brookfield	2-25-42
2.	33 Dale Blaut	2-2-70
3.	31 Simmie Hill	12-7-68
4.	30 Kendall Walling	2-13-82
5.	29 Simmie Hill	1-24-68
6.	28 Terry Adolph	2-12-81
7.	23 Damien Lolar	02-05-07
	23 Damien Lolar	1-17-07
	23 Dale Blaut	2-14-70
10.	22 Bob Steppes	12-29-81

Three-Point Field Goals Made

	NAME	YEAR
1.	10 Martin Lattibeaudiere	11-24-95
2.	9 Charles Byrd	12-5-86
	9 Charles Byrd	1987
	9 Fred Rike	11-25-89
5.	7 Sammy Simpson	12-28-90
	7 Eduardo Caviglia	12-29-03
	7 Eduardo Caviglia	11-15-03
	7 Ronnie Holmes	2-25-06
	7 Rod Prater	11-21-03
10.	6 Nick Burns	11-17-09
	6 Nick Burns	1-3-09
	6 Niko Stylianou	12-18-08
	6 Kevin Green	3-10-07
	6 Kevin Green	2-14-07
	6 Matt Madison	1-1-01
	6 Sean Harrison	3-18-98

Three-Point Field Goals Attempted

	NAME	YEAR
1.	14 Rod Prater	11-21-03
2.	13 Nick Burns	12-3-09
	13 Eduardo Gaviglia	12-29-03
4.	12 LaDarius Hall	11-20-09
	12 Ronnie Holmes	2-25-06
6.	11 Niko Stylianou	12-18-08
	11 Kevin Green	2-14-07

11	Govinda Carter	1-12-06
11	Eduardo Gaviglia	11-15-03
11	Rod Prater	11-15-03
11	Rod Prater	12-6-03

*Records for 3-pt attempts not available prior to 2003

Free Throws Made

	NAME	YEAR
1.	19 Troy Burrus	1956
2.	17 Joe Mincey	12-3-09
	17 Troy Burrus	1954
	17 James Scott	1955
	17 Ray Burrus	1956
6.	15 Troy Burrus	1954
	15 James Jackson	1-8-83
	15 Rod Prater	2-14-04
9.	14 Robert Lee	2-13-08
	14 Rosavelt Duffie	12-4-92
	14 Damien Lolar	11-26-05

Free Throws Attempted

	NAME	YEAR
1.	23 Troy Burrus	1956
2.	21 Troy Burrus	1954
	20 Joe Mincey	12-3-09
4.	19 Ray Burrus	1956
	19 Rod Prater	2-1-03
	19 Troy Burrus	1954
7.	18 James Scott	1955
	18 James Jackson	1-8-83
	18 Albert Myles	1-6-00
	18 Albert Myles	1-18-01

Rebounds

	NAME	YEAR
1.	32 Steve Davidson	12-1-71
2.	25 Steve Davidson	2-26-72
3.	23 Scottie Pierce	12-17-64
	23 Ray Burrus	1-13-56
5.	22 Steve Davidson	1-29-72
	22 Steve Davidson	2-8-72
	22 Steve Davidson	2-24-72
	22 Steve Davidson	1-23-71
	22 Ed Fitzgerald	2-21-70
	22 Simmie Hill	1969

Assists

	NAME	YEAR
1.	22 Terry Adolph	12-3-81
	22 Terry Adolph	1-17-80
3.	17 Dan Elmer	1-6-79
4.	16 Michael Hamelin	11-21-98
5.	15 James Jackson	2-13-82
	15 James Jackson	12-17-81
	15 James Jackson	12-4-82
8.	14 Terry Adolph	1-19-81
	14 Terry Adolph	1-24-81
	14 Dan Elmer	12-2-79

INDIVIDUAL RECORD — SINGLE SEASON

Points Scored

	NAME	YEAR	GMS	PTS.
1.	Damien Lolar	2006-07	28	650
2.	Simmie Hill	1968-69	26	616
3.	Cederick Wilbon	1995-96	28	612
4.	James Jackson	1982-83	27	591
5.	Charles Byrd	1986-87	29	585
6.	Terry Adolph	1979-80	30	585
7.	Simmie Hill	1967-68	21	573
8.	Albert Myles	2000-01	31	569
9.	Dale Blaut	1969-70	25	556
10.	Michael Crowe	1993-94	30	543

Scoring Average

	NAME	YEAR	GMS	AVG.
1.	Simmie Hill	1967-68	21	27.3
2.	Simmie Hill	1968-69	26	23.7
3.	Damien Lolar	2006-07	28	23.2
4.	Dale Blaut	1969-70	25	22.2
5.	James Jackson	1982-83	27	21.8
	Cederick Wilbon	1994-96	28	21.8
	Steve Davidson	1971-72	24	21.8
8.	Troy Burrus	1952-53	21	21.3
9.	Troy Burrus	1953-54	20	20.9
10.	Ray Golson	1970-71	25	20.8

Field Goals Made

	NAME	YEAR	GMS	FG
1.	Simmie Hill	1968-69	26	240
2.	Simmie Hill	1967-68	21	237
3.	Terry Adolph	1979-80	30	234
4.	Damien Lolar	2006-07	28	231
5.	James Jackson	1982-83	27	226
6.	Price Brookfield	1941-42	31	221
7.	Ray Golson	1970-71	25	219
8.	Dale Blaut	1969-70	25	217
9.	Reggie Ramey	1973-74	26	217
10.	Tommy Jordan	1972-73	26	217

DAMIEN LOLAR



Field Goals Attempted

NAME	YEAR	GMS	FGA
1. Price Brookfield	1939-40	34	592
2. Dale Blaut	1969-70	25	509
3. James Jackson	1982-83	27	508
4. Terry Adolph	1979-80	30	502
5. Ray Golson	1971-72	26	499
6. Steve Davidson	1971-72	24	481
7. Simmie Hill	1968-69	26	480
8. Terry Adolph	1980-81	27	476
9. Simmie Hill	1967-68	21	470
10. Damien Lolar	2006-07	28	448

Field Goal Percentage

NAME	YEAR	FG	FGA	FG%
1. Chris Hinz	2006-07	129	184	.701
2. Joe Thompson	1993-94	77	116	.664
3. Rene Salomao	1997-98	143	216	.662
Roy O'Neale	1993-94	221	334	.662
5. Joe Thompson	1994-95	143	217	.659
6. Joe Thompson	1996-97	96	149	.644
7. Fabrice Tafo	2008-09	73	114	.640
8. Melvin Faust	1986-87	172	276	.628
9. Carlos Silva	2004-05	68	109	.624
10. Roy O'Neale	1992-93	73	118	.619

Three-Point Field Goals Made

NAME	YEARS	3PT
1. Fred Rike	1989-90	100
2. Charles Byrd	1987-88	99
3. Charles Byrd	1986-87	95
4. Cedrick Wilbon	1995-96	79
5. Martin Lattibeaudiere	1995-96	72
6. Matrín Lattibeaudiere	1996-97	71
7. Charles Classett	1988-89	69
Sean Harrison	1998-99	69
9. Derrick Jackson	1999-00	67
10. Michael Crowe	1993-94	65

Three-Point Field Goals Attempts

NAME	YEARS	3PTA
1. Fred Rike	1989-90	247
2. Charles Byrd	1987-88	221
3. Cedrick Wilbon	1995-96	209
4. Charles Classett	1988-89	197
5. Sean Harrison	1999-00	192
6. Nick Burns	2009-10	190
7. Martin Lattibeaudiere	1996-97	186
8. Cedrick Wilbon	1994-95	172
9. Michael Crowe	1993-94	167
Darian Jones	2000-01	167

Three-Point Field Goal Percent (min 40 attempts)

NAME	YEARS	3PT%
1. Charles Byrd	1986-87	.565
2. Clint McFall	2007-08	.491
3. Matt Madison	1999-00	.476
4. Kevin Green	2006-07	.452
5. Charles Byrd	1987-88	.447
Derrick Jackson	2000-01	.447
7. Martin Lattibeaudiere	1994-95	.443
8. Martin Lattibeaudiere	1995-96	.441
9. Ronnie Holmes	2005-06	.428
10. Derrick Jackson	1999-00	.420

Free Throws Made

NAME	YEAR	GMS	FT
1. Albert Myles	2000-01	31	201
2. Troy Burrus	1952-53	21	178
3. Troy Burrus	1953-54	20	175
4. James Scott	1954-55	23	153
5. Damien Lolar	2006-07	28	150
6. Joe Mincey	2009-10	27	140
7. James Jackson	1982-83	27	139
8. Simmie Hill	1968-69	26	136

9. Mike Mitchell	1968-69	26	131
10. Ronnie Holmes	2005-06	30	130

Free Throws Attempted

NAME	YEAR	GMS	FTA
1. Albert Myles	2000-01	31	246
2. Damien Lolar	2006-07	28	228
3. Troy Burrus	1952-53	21	227
4. Bill Clifton	1954-55	23	219
5. Simmie Hill	1968-69	26	200
Jamil Terrell	2004-05	30	200
7. Damien Lolar	2005-06	31	192
8. Kyle Caldwell	2002-03	31	183
9. Rod Prater	2002-03	31	181
10. Steve Davidson	1970-71	24	178



TERRY ADOLPH

Free Throw Percentage

NAME	YEAR	FT	FTA	FT%
1. Charles Byrd	1986-87	92	99	.929
2. Sonny Blankenship	1962-63	58	63	.921
3. Sonny Blankenship	1960-61	53	59	.898
4. James Scott	1954-55	153	171	.895
5. Troy Fry	1990-91	108	121	.893
6. Max Miller	1958-59	56	63	.889
7. Dave Wilburn	1978-79	36	41	.878
8. Mike Mitchell	1968-69	131	149	.870
9. James Jackson	1981-82	116	136	.853
10. Joe Cosey	1973-74	80	94	.851

Rebounds

NAME	YEAR	GMS	REB
1. Steve Davidson	1971-72	24	420
2. Bill Clifton	1954-55	23	322
3. Steve Davidson	1970-71	25	310
4. Jerry Christian	1972-73	26	295

Simmie Hill	1968-69	26	295
6. Jamil Terrell	2004-05	30	288
7. James McCloud	1969-70	25	273
8. Milt Fitts	1959-60	20	270
9. DaShawn Harris	1995-96	28	269
10. Milt Fitts	1958-59	22	263

Rebounding Average

NAME	YEAR	GMS	AVG.
1. Steve Davidson	1971-72	24	17.5
2. Bill Clifton	1954-55	23	14.0
3. Ray Burrus	1955-56	22	13.8
4. Milt Fitts	1959-60	20	13.5
5. Steve Davidson	1970-71	25	12.9
6. Milt Fitts	1958-59	22	12.0
7. Simmie Hill	1968-69	20	11.3
Jerry Christian	1972-72	22	11.3
9. James McCloud	1969-70	25	10.9
10. Reggie Ramey	1971-72	25	10.5

Assists

NAME	YEAR	GMS	AST.
1. Terry Adolph	1979-80	30	280
2. Terry Adolph	1980-81	27	240
3. Michael Hamelin	1998-99	29	217
4. Maurice Cheeks	1976-77	27	212
5. James Jackson	1981-82	28	202
6. Dan Elmer	1978-79	27	171
7. Estrada Murray	2000-01	31	158
Michael Hamelin	1997-98	31	158
9. Maurice Cheeks	1977-78	27	153
10. Earl Davis	1983-84	28	148

INDIVIDUAL RECORD — CAREER

Points Scored

NAME	YEARS	GMS	PTS.	AVG.
1. Martin Lattibeaudiere	1993-97	112	1,566	14.0
2. Reggie Ramey	1973-76	99	1,440	14.5
3. Price Brookfield	1940-42	100	1,406	14.1
4. Maurice Cheeks	1975-78	106	1,227	11.8
5. Mike Mitchell	1967-69	65	1,197	18.4
6. Simmie Hill	1967-69	47	1,189	25.3
7. Damien Lolar	2005-07	59	1,175	19.9
8. Joe Thompson	1993-97	112	1,152	10.3
9. Troy Burrus	1952-54	68	1,138	16.7
10. Eddie Harris	1979-82	105	1,111	10.6

Scoring Average

NAME	YEARS	GMS	AVG.
1. Simmie Hill	1967-69	47	25.3
2. Steve Davidson	1970-72	48	19.9
Damien Lolar	2005-07	59	19.9
4. Cederick Wilbon	1994-96	55	19.2
5. Terry Adolph	1979-81	57	18.4
6. Mike Mitchell	1967-69	65	18.4
7. James Jackson	1982-84	55	18.3
8. Rod Prater	2003-05	57	17.2
9. Charles Byrd	1986-88	60	16.9
10. Troy Burrus	1952-54	68	16.7

Field Goals Made

NAME	YEARS	GMS	FG
1. Price Brookfield	1939-42	100	606
2. Reggie Ramey	1973-76	99	581
3. Martin Lattibeaudiere	1993-97	112	505
4. Rodrigo Mello	1988-91	115	479
5. Simmie Hill	1967-69	47	477
6. Maurice Cheeks	1975-78	106	460
7. Charlie Halbert	1939-42	100	446
8. Terry Adolph	1979-81	57	442
9. Joe Thompson	1993-97	112	435
10. Damian Lolar	2005-07	59	421



MARTIN LATTIBEAUDIÈRE



TROY BURRUS

4.	Matt Madison	1999-03	124
5.	Nick Burns	2009-10	120
6.	Sammy Simpson	1989-91	116
7.	Chad Bertrand	1996-00	115
8.	Rod Prater	1999-02	114
9.	Sean Harrison	1997-99	113
10.	Tyler Cooper	2005-08	106

Three-Point Field Goals Attempted

NAME	YEARS	3PTA
1.	Martin Lattibeaudiere	1993-97 662
2.	Charles Byrd	1986-88 389
3.	Cedrick Wilbon	1994-96 381
4.	Nick Burns	2008-10 348
5.	Sean Harrison	1997-99 310
6.	Matt Madison	1999-03 305
7.	Sammy Simpson	1989-91 299
8.	Chad Bertrand	1996-00 289
9.	Govinda Thomas-Garter	2004-06 275
10.	Tyler Cooper	2005-08 265

Free Throws Made

NAME	YEARS	GMS	FT
1.	Troy Burrus	1952-54	68 434
2.	Mike Mitchell	1967-69	65 375
3.	Kyle Shields	2004-08	116 328
4.	Albert Myles	2000-02	60 317
5.	Maurice Cheeks	1975-78	106 307
6.	Ray Burrus	1953-56	84 299
7.	Martin Lattibeaudiere	1993-97	112 295
8.	Joe Thompson	1993-97	112 282
9.	Reggie Ramey	1973-76	99 278
10.	Damien Lolar	2005-07	59 276

Free Throws Attempted

NAME	YEARS	GMS	FTA
1.	Troy Burrus	1952-54	68 559
2.	Reggie Ramey	1973-76	99 502
3.	Maurice Cheeks	1975-78	106 453
4.	Mike Mitchell	1967-69	65 448
5.	Kyle Shields	2004-08	116 439
6.	Ray Burrus	1953-56	84 427
7.	Damien Lolar	2005-07	59 420
8.	Joe Thompson	1993-97	112 419
9.	Albert Myles	2000-02	60 418
10.	Martin Lattibeaudiere	1993-97	114 390

Free Throw Percentage

NAME	YEARS	FTM	FTA	FT%
1.	Charles Byrd	1986-88	149 169	.882
2.	Sonny Blankenship	1961-63	155 176	.881
3.	James Jackson	1982-84	255 302	.844
4.	Mike Mitchell	1967-69	375 448	.837
5.	Troy Fry	1988-91	147 183	.803
6.	Terry Adolph	1979-81	162 206	.786
7.	Cedrick Wilbon	1994-96	216 275	.784
8.	Matt Madison	1999-03	230 295	.779
9.	Dale Blaut	1968-70	181 235	.770
10.	Albert Myles	2000-02	317 418	.758

Rebounds

NAME	YEARS	GMS	REB	AVG.
1.	Reggie Ramey	1973-76	99 790	8.0
2.	Carl Johnson	1977-81	109 764	7.0
3.	Goliath Yeggins	1980-84	103 760	7.3
4.	Rodrigo Mello	1988-91	115 744	6.5
5.	Steve Davidson	1970-72	48 730	15.2
6.	Milt Fitts	1958-60	60 680	11.3
7.	Ray Burrus	1953-56	84 680	8.1
8.	Joe Thompson	1993-97	114 620	5.4

Rebound Average

NAME	YEARS	GMS	REB	AVG.
1.	Steve Davidson	1970-72	48 730	15.2
2.	Milt Fitts	1958-60	60 680	11.3
3.	Simmie Hill	1967-69	47 531	11.3

4.	DaShawn Harris	1995-97	56 473	8.4
5.	Ray Burns	1953-56	84 680	8.1
6.	Reggie Ramey	1973-76	99 790	8.0
7.	Dallas Smith	1974-77	77 534	7.6
8.	Damien Lolar	2005-07	59 447	7.5
9.	Goliath Yeggins	1980-84	103 760	7.3
10.	Carl Johnson	1977-81	109 764	7.0

Games Played

NAME	YEARS	GMS
1.	Kyle Shields	2004-08 116
2.	Rodrigo Mello	1988-91 115
3.	Matt Madison	1999-03 114
4.	Martin Lattibeaudiere	1993-97 112
	Joe Thompson	1993-97 112
6.	Eurskine Robinson	1979-82 110
7.	Carl Johnson	1977-81 109
8.	Maurice Cheeks	1975-78 106
9.	Goliath Yeggins	1980-84 103
10.	Price Brookfield	1939-42 100
	Charlie Halbert	1939-42 100

Field Goals Attempted

NAME	YEARS	GMS	FGA
1.	Reggie Ramey	1973-76	99 1,184
2.	Martin Lattibeaudiere	1993-97	112 1,156
3.	Eurskine Robinson	1978-82	117 1,030
4.	Eddie Harris	1978-82	115 980
5.	Terry Adolph	1978-81	57 978
6.	Rod Toliver	1989-90	59 931
7.	Carl Johnson	1978-92	109 896
8.	Steve Davidson	1970-72	48 889
9.	Rodrigo Mello	1987-91	108 882
10.	James Jackson	1982-85	86 869

Field Goal Percentage

NAME	YEARS	FGM	FGA	FG%
1.	Roy O'Neale	1992-94	294 452	.650
2.	Joe Thompson	1993-97	435 678	.642
3.	Carlos Silva	2002-05	155 255	.607
4.	Maurice Cheeks	1975-78	410 810	.568
5.	DaShawn Harris	1995-97	264 471	.561
6.	Bijan Dotson	2008-10	209 373	.560
7.	Jamil Terrell	2004-05	190 377	.550
8.	Rodrigo Mello	1988-91	479 882	.543
	Donnell Harrison	1996-98	264 486	.543
10.	Matt Madison	1999-03	296 563	.525

Three-Point Field Goals Made

NAME	YEARS	3PT
1.	Martin Lattibeaudiere	1993-97 261
2.	Charles Byrd	1986-88 194
3.	Cedrick Wilbon	1994-96 146

THIS IS WTAMU

ABOUT WTAMU
PAGES 54-55

CANYON/AMARILLO
PAGE 56

ABOUT NCAA DIVISION II
PAGE 57

WTAMU PRESIDENT
DR. J. PATRICK O'BRIEN
PAGE 58

ATHLETIC DIRECTOR
MICHAEL MCBROOM
PAGE 59

ATHLETICS ADMINISTRATION
PAGE 60

MEDIA INFORMATION
PAGE 61-62

WT TRADITIONS
PAGE 63

WT SPIRIT
PAGE 64-IBC



THIS IS WTAMU

West Texas A&M University provides a major university experience without the big college hassles and expense.

In 1910, West Texas State Normal College opened its doors to a handful of students and today, West Texas A&M University is celebrating its Centennial with record enrollment numbers, award-winning academic programs, top-notch professors, state-of-the-art facilities and Lone Star Conference championships. Even though the University honors its 100-year history, it continues to grow and reflect an energy for the future. WTAMU is a student-driven University that offers the ultimate college experience through a perfect balance of liberal arts and career-oriented programs combined with various campus activities and numerous community involvement opportunities to ensure future success. It's a place where students come to grow, learn and lead.

WTAMU, a member of The Texas A&M University System, boasts an enrollment of more than 7,700 students from 35 states and 30 countries.

The historic campus dates back to the early 1900s but offers a modern appeal with more than \$95 million in capital improvements during the past 10 years, including the new \$21.8 million Buffalo Sports Park. The new facility is home to the largest grouping of synthetic athletic fields in the United States with competition facilities for baseball, softball, soccer and track & field, practice fields for football and soccer and recreational fields as well as basketball and tennis courts, a jogging track and grand lawn.





The University's main campus in Canyon also includes residence halls, academic buildings with classrooms, laboratories and offices, as well as the Jack B. Kelley Student Center, Virgil Henson Activities Center, Panhandle-Plains Historical Museum, Joseph A. Hill Memorial Chapel and First United Bank Center. Frank Kimbrough Memorial Stadium, with a seating capacity of 20,000, is located north of the main campus, and the Amarillo Center, which occupies the 7th, 10th and 11th floors of the Chase Tower, is located in downtown Amarillo. In addition to the main campus, WTAMU also includes an 80-acre Horse Center and the 2,310-acre Nance Ranch.



CANYON & AMARILLO, TEXAS

The City of Canyon, with a population in excess of 13,000, was founded on Christmas Day 1887 by Lincoln Guy Conner, a cattle rancher who bought the land from the State of Texas for \$3 per acre. He was too modest to name the town after himself, and Canyon City was named after the nearby Palo Duro Canyon. In 1910 the name was changed to Canyon.

Canyon is home to West Texas A&M University, which is the single-largest employer in Randall County. The city prides itself as a close-knit community that combines a progressive attitude with small town friendliness and charm.

Palo Duro Canyon State Park, second largest canyon in the United States behind the Grand Canyon, contains more than 18,000 acres and is 120 miles long and 20 miles wide and is just 10 miles east of Canyon. Hiking, overnight camping and some of the most breathtaking scenery in the world is available. The canyon is also host to "Texas" which premiered in 2003 and is produced by the Texas Panhandle Heritage Foundation. The outdoor musical drama takes place at the Palo Duro Canyon Amphitheater.

The Panhandle-Plains Historical Museum is located on the WTAMU Campus and is Texas' largest history museum. It was founded in 1937 and houses more than 3 million artifacts. It features exhibits

on petroleum, western heritage, paleontology, textiles, transportation, and fine art.

Amarillo, 17 miles north on Interstate 27, has a population of more than 173,000. It was first settled in 1887, and its name is taken from the Spanish-language for the word "yellow" because of the color of the sub-soil in the channel of the Amarillo Creek.

Amarillo is home to the Amarillo Gorillas of the independent Central Hockey League, the Amarillo Dusters of the Arena Football League 2 and the Amarillo Dillas of the United League. It is also home to the American Quarter Horse Association and the AQHA Heritage Center and Museum.

Route 66 Motor Speedway features races throughout the year and eccentric millionaire Stanley Marsh, III, has buried Cadillacs into the ground west of Amarillo for his "Cadillac Ranch." The Harrington Medical Center is home to some of the finest and most innovative medical facilities in the country.

The Amarillo Civic Center underwent a renovation in 2003, adding more meeting rooms and exhibit space, which now totals 98,000 square feet. It houses a 5,000-seat coliseum, a 2,300-seat auditorium, and the Amarillo Visitor Information Center. The Amarillo National Center hosts various rodeos and horse and livestock events, and is located at the Tri-State Fairgrounds, host

to the Tri-State Fair held every September. Wonderland Park is the largest amusement park between Dallas and Denver, and Splash Amarillo provides a cool, water-filled experience for those hot summer days.

Culturally the city has the Amarillo Symphony, Amarillo Opera, Lone Star Ballet, Amarillo Little Theatre, which has existed for more than 75 years, Civic Amarillo, which brings concerts and Broadway shows to town, and "Lone Star Rising," an outdoor musical drama at Lake Meredith's Fritch Fortress, north of Amarillo.

Amarillo is the transportation hub of the Texas Panhandle with the two interstate highways (I-40 east and west and I-27 north and south). Rick Husband International Airport, named after the Amarillo

native commander of the ill-fated Columbia shuttle that crashed in Feb. 2003, is served by Southwest, American Eagle, Great Lakes, Continental Express, and Atlantic Southeast airlines.

Amarillo is located 112 miles north of Lubbock and is six hours by road from the Dallas-Fort Worth metroplex and seven and a half hours from Denver by road. Albuquerque is four hours west and Oklahoma City is four hours east on I-40.

The Canyon-Amarillo area receives an average annual rainfall of 19.1 inches. It has a mild climate with four distinct seasons. There are 156.2 clear and 104.8 partly cloudy days annually, and the average annual temperature is 57.2 degrees.



THE PANHANDLE-PLAINS HISTORICAL MUSEUM IS THE LARGEST HISTORY MUSEUM IN TEXAS



NCAA DIVISION II

Pick a number of college sports fans and ask them what it means to be an NCAA Division I, II or III member. Most of them probably will say that Division I is "big," Division II is "midsize" and Division III is "small." There is some truth in the observations, but what makes Division II special has more to do with philosophy than with size.

Here are features that make Division II athletics unique:

Division II student-athletes generally come from the area in which their institution is located. They are effectively integrated with the overall student body. Many Division II coaches and administrators perform other jobs or functions at their institutions, including teaching. Most Division II student-athletes pay for school through a combination of scholarship money, grants, student loans and employment earnings. Teams are encouraged to play other teams from their region, thus reducing expense and missed class time.

Division II brings its "A" game in the way it balances academics and athletics.

Division II provides an excellent environment for student-athletes. It maintains a highly inclusive structure for student-athletes in NCAA governance matters: The annual summit between the Division II Student-Athlete Advisory Committee and the Division II Management Council serves as a model for athlete-administrator communication. Division II also benefits student-athletes by having the most opportunities per capita to compete in national championships.

The number of national championships in Division II is about the same as Divisions I and III. For 2006-07, Division II national championship competition will be offered in the following sports:

National championship opportunities are comparable to those in Division I and III. Since 2003-04, National Championship competition will be offered in the following sports

Men

- Baseball
- Basketball
- Cross Country
- Football
- Golf
- Lacrosse
- Soccer
- Swimming and Diving
- Tennis
- Indoor Track
- Outdoor Track
- Wrestling

Women

- Basketball
- Cross Country
- Field Hockey
- Golf
- Lacrosse
- Rowing
- Soccer
- Softball
- Swimming and Diving
- Tennis
- Indoor Track
- Outdoor Track
- Volleyball

ACADEMICS

Division II has adopted legislation and created programs to better ensure that student-athletes acquire quality educations and graduate.

In January 2004, the Division II membership approved two legislative changes that increased academic requirements for enrolled student-athletes.

The first change mandated that Division II student-athletes be required to attain a 1.800 grade-point average after earning 24 credit hours, a 1.900 GPA after earning 48 hours and a 2.000 GPA after earning 72 hours and thereafter. The second change required that student-athletes must have earned at least six credit hours from the previous term. That new rule helped ensure that transfer student-athletes were legitimate students during the previous term and that enrolled student-athletes are progressing toward a degree semester-by-semester.

Division II also has initiated a new measure of academic performance through creation of the Academic Success Rate. The new measure will provide graduation-rate data on all Division II student-athletes, including transfers and those not receiving athletically related financial aid. Two pilot studies using the new measure produced a graduation rate about 10 percent higher than what was measured through federal government methodology.

Also, at its April 2006 meeting, the Division II Presidents Council (along with the Division I Board of Directors) approved a proposal that defines the role of the NCAA Initial-Eligibility Clearinghouse in validating the information on which the initial academic eligibility of a student-athlete is based. The action was taken after a series of newspaper articles revealed the existence of "diploma mills" that some prospective student-athletes were using to inappropriately enhance their academic records.

Division II also has established a Degree-Completion Grant Program to assist student-athletes who are just short of completing their degree but whose athletics eligibility has expired.

Many Division II student-athletes have gone on to outstanding careers, both inside and outside athletics. That list includes the following

ATHLETE	PROFESSIONAL ACCOMPLISHMENT	ALMA MATER
Larry Allen	NFL player	Sonoma State football
Rick Barnes	Texas basketball coach	Lenoir-Rhyne basketball
Steve Bedrosian	Former MLB player	New Haven baseball
Manute Bol	Former NBA player	Bridgeport basketball
Brett Butler	Former MLB player, author	Southeastern Oklahoma State baseball
Lloyd Carr	University of Michigan football coach	Northern Michigan football
Maurice Cheeks	Philadelphia 76ers coach	West Texas A&M basketball
Jim Crane	Eagle Global Logistics CEO	Central Missouri State baseball
Mike DeJean	MLB player	West Alabama baseball
Christine Donovan	Managing director of Global Securities Lending	Stonehill basketball
Mike Eischeid	Former NFL player	Upper Iowa football
Darrell Green	Former NFL player	Texas A&M-Kingsville football
Nick Harper	NFL player	Fort Valley State football
Al Harris	NFL player	Texas A&M-Kingsville football
Sylvia Hatchell	North Carolina women's basketball coach	Carson-Newman basketball
Dave and Jim Hazewinkel	Olympic wrestlers	St. Cloud State wrestling
Doris Brown Heritage	Two-time Olympic distance runner	Seattle Pacific cross country
Mickisha Hurley	Olympic volleyball player	Barry volleyball
Tom Izzo	Michigan State basketball coach	Northern Michigan basketball
Greg Jamison	San Jose Sharks CEO and president	Northwest Nazarene tennis
Lee Janzen	Two-time U.S. Open golf champion	Florida Southern golf
Billie Jean King	Hall of Fame tennis player	Cal State Los Angeles tennis
Matt Knoll	Baylor men's tennis coach	Washburn tennis
Duane Koslowski	Olympic wrestler	Minnesota Morris wrestling
Don Lauri	Actor ("The Wonder Years")	Southern Connecticut football
Patrick Leahy	U.S. senator	Saint Michael's rifle
Fred Lewis	Florida Supreme Court chief justice	Florida Southern baseball
Earl Lloyd	First African-American player in NBA	Virginia Union basketball
Ed Malloy	NBA official	Philadelphia U. basketball
Rob McKee	Former ConocoPhillips executive vice president	Colorado Mines baseball, football, wrestling
Rocco Mediate	Professional golfer	Florida Southern golf
Jim Nichols	Brunswick Medical Technologies CEO	Valdosta State football
Earl Monroe	NBA Hall of Fame player	Winston-Salem State basketball
Billy Olson	Olympic pole vaulter	Abilene Christian track
Donna Orender	WNBA commissioner	Queen's (New York) basketball
Tyrone Poole	NFL player	Fort Valley State football
Louise Ritter	Olympic high-jump champion	Texas Woman's track
Crystal Robinson	WNBA player	Southeastern Oklahoma State basketball
Dennis Rodman	Former NBA player	Southeastern Oklahoma State basketball
Howard Schultz	Chairman, Starbucks Corp.	Northern Michigan football
Jeanne Shaheen	Former governor of New Hampshire	Shippensburg basketball
Henry Simmons	Actor ("NYPD Blue")	Franklin Pierce basketball
David Sokol	CEO, MidAmerican Energy Holdings	Nebraska-Omaha football
Rod Smith	NFL player	Missouri Southern State football
Rick Tarrant	Founder and former CEO, IDX Systems Corp.	Saint Michael's basketball
Keith Traylor	NFL player	Central Oklahoma football
Gene Upshaw	Executive director, NFL Players Association	Texas A&M-Kingsville football
LaVonda Wagner	Oregon State women's basketball coach	Mars Hill basketball
Ben Wallace	NBA player	Virginia Union basketball



DR. J. PATRICK O'BRIEN

PRESIDENT OF WEST TEXAS A&M UNIVERSITY • FIFTH YEAR AT WTAMU



Dr. J. Patrick O'Brien was named the 10th president of West Texas A&M University by The Texas A&M University System Board of Regents on Feb. 21, 2006. Since becoming president, the University has dedicated a new 144,000 square foot Fine Arts Complex, a new suite style residence hall, a pedestrian mall and clock tower, and a renovated Classroom Center. The University also developed a new strategic plan and realigned academic departments to include creation of a new College of Nursing and Health Sciences. With changes in its marketing and recruiting processes, the University has achieved its highest enrollment since 1970.

O'Brien came to WTAMU from Loyola University New Orleans, where he served as Dean of the College of Business Administration and professor of economics beginning in 1995. A native of Tennessee, O'Brien earned baccalaureate (economics) and master's (agricultural economics) degrees from Auburn University in 1967 and 1969,



respectively. He received his Ph.D. in economics with areas of specialization in monetary economics, public finance and regional economics from Oklahoma State University in 1977.

O'Brien started his career in academia as an instructor at OSU before accepting positions as an assistant professor of economics at Bowling Green State University (1974-1977) and then at the University of Alaska Fairbanks.

He remained at UAF until 1991, leaving his position as professor and head of the Department of Economics to accept a dean's appointment with the College of Commerce and Business Administration at Jacksonville State University (1991-1995).

O'Brien received outstanding faculty awards at UAF and Loyola University New Orleans and is active in civic and professional organizations.

O'Brien serves as vice chair of the NCAA Division II Presidents Council, chairs the NCAA DII Planning and Finance Committee, is a member of the NCAA Association's Executive Committee and the NCAA DII

Administrative Committee. He also serves on the Executive Committee of TIEC (Texas International Education Consortium) and on the ACE Center for Policy Analysis Advisory Committee.

Locally, he served as co-chairman for the 2008 and 2009 United Way of Amarillo/Canyon; and currently serves as President of the Texas Panhandle P-16 Council, and on the boards of the Northwest Texas Healthcare System, Harrington Regional Medical Center, United Way - Amarillo/Canyon, and the TEXAS Panhandle Heritage Foundation.

In his spare time, he enjoys fishing, golf, amateur astronomy and reading.

Dr. O'Brien is married to Karen Stapp O'Brien and they have two adult sons and three grandchildren.



PRESIDENT O'BRIEN AND HIS WIFE, KAREN

MICHAEL MCBROOM

ATHLETICS DIRECTOR • FIFTH YEAR / 11TH YEAR AT WTAMU

Innovative. Progressive. Proactive. Since taking the reins of the West Texas A&M Athletics program in May, 2006, Michael McBroom has elevated the program, as a whole, to previously unseen levels of success. Whether it be in the form of coaching and administrative hirings, strategic planning, facility upgrades or community outreach, the results are nothing short of remarkable.

Since arriving on campus as West Texas A&M's Associate Athletic Director and Executive Director of the Buffalo Club in 2000, McBroom has tirelessly worked to bring WT Athletics to new heights, both on and off the field.

Long a believer that collegiate athletics play an important role in the lives of student-athletes and are beneficial for the university and community at-large, McBroom established a five-year strategic plan for Buffalo athletics that focuses on the complete student-athlete experience; building championship programs for all sports as well as improving the academic performance of student-athletes. Full scholarship funding for all sports and first-class playing and practice facilities have been top priorities.

The addition of a sports complex on the north side of the WT campus is just the latest project which he has guided to reality. The complex, which will be completed in Fall 2010, will feature varsity competition facilities for soccer, baseball, softball and track & field, a pair of practice fields for football, a practice field for the WT marching band, as well as intramural fields for the general student body as well as the citizens of the Canyon-Amarillo area.

Marketing, ticket sales and fundraising have also been targeted to help elevate West Texas A&M's overall athletic program.

During his tenure as athletics director, McBroom has implemented an Academic Success program, incorporated a comprehensive strength and conditioning program, revamped both the athletic training program and media relations operations and increased scholarship funding for all women's sports.

Victories and numerous championships have followed, both on the playing field as well as in the classroom.



McBroom's family has long ties to the Canyon area. His father is a WTAMU graduate and both of his grandmothers worked at the university for many years.

A 1992 graduate of Southern Methodist University, McBroom earned his master's degree in sports management from the United States Sports Academy in July, 2006. Prior to joining West Texas A&M's athletic department, he was a marketing executive in the private sector.

He and his wife, Jackie, have two daughters, Ally and Zoey, and reside in Canyon.

WTAMU ATHLETICS SUCCESS UNDER MCBROOM

ON AND OFF THE FIELD

- *During 2009-10, a record 21 WTAMU student-athletes were named Scholar-Athletes of the Year for earning a 4.0 GPA over two semesters. And, 40 WTAMU student-athletes have attained Scholar-Athlete status over the past four semesters.*
- *WTAMU has earned 13 conference championships, participated in 28 NCAA post-season tournaments and has had 252 all-Conference, 57 all-America and 187 all-Academic honorees over the past three years;*
- *West Texas A&M coaches have earned 15 Coach of the Year honors over the past three years;*
- *The WTAMU Student-Athlete Advisory Committee has raised more than \$4,000 for the Make-A-Wish Foundation;*
- *Former WTAMU student-athletes are competing professionally in football, basketball and soccer. In addition, Davy Arnaud a member of the U.S. National Soccer team, was named captain of the Kansas City Wizards (MLS) for the 2010 season;*
- *The Buffalo Club assists with funding of a new strength and conditioning program and the Character Coach program;*
- *WTAMU intercollegiate teams have hosted more than 3,000 local youth on campus for skills clinics and individual instruction.*

ATHLETIC ADMINISTRATION



HOLLY TROTH

SENIOR ASSOCIATE ATHLETICS DIRECTOR - SWA
25TH YEAR AT WEST TEXAS A&M

Now in her 25th year with the WT Athletic Department, Holly Troth serves as Senior Associate Athletic Director for Administration and Senior Woman Administrator. She is responsible for the daily operations of the athletic office and oversees the financial functions of the department.

As Senior Woman Administrator, Troth participates on the senior management team, manages gender equity and Title IX plans and issues, advocates issues important to female and male student-athletes, coaches and staff, and helps student-athletes balance academics and athletics.

She also serves as the NCAA/CHAMPS Life Skills Coordinator, works with the Student-Athlete Advisory Committee, and is the advisor for the cheerleaders and mascot. She earned both her bachelor's and master's degrees from WTAMU and resides in Canyon.



DEE DEE BENNETT

ASSOCIATE ATHLETIC DIRECTOR / MARKETING & DEVELOPMENT
THIRD YEAR AT WEST TEXAS A&M

Dee Dee Bennett is now in her third year with the WTAMU Athletic Department. Her responsibilities include corporate sponsorships, marketing and promotions for Buffalo Athletics.

Prior to joining the WT athletics staff, Bennett partnered with Campus Design and the Athletic Department to launch Buffalo Authentic, making a variety of WT logoed merchandise available at sporting events such as football and basketball. Previously, Dee Dee has served as a senior marketing and sales executive, handling account for companies such as Alltel, Nextel, Sprint, Control Technologies and Action Printing.

A native of Borger, Texas, she and her husband, Marc, and their six daughters, Amanda, Brooke, Katie, Hannah, Hailey and Kenadee reside in Canyon.



PAUL SWEETGALL

ASSOCIATE ATHLETICS DIRECTOR / COMPLIANCE COORDINATOR
HEAD MEN'S CROSS COUNTRY
11TH YEAR AT WEST TEXAS A&M

Paul Sweetgall is in his 11th year with the West Texas A&M athletics department, where he serves as the department's compliance coordinator. In this capacity, he is responsible for ensuring that individuals and

groups representing WTAMU's athletics programs comply with all pertinent institutional, Lone Star Conference, and NCAA regulations.

Sweetgall also is in his fourth season as head coach of WT's men's cross country program. He also serves as Director of Operations for WT's track & field program and holds his Level 1 coaching certification from USA Track & Field. Sweetgall also is a member of the national post-graduate scholarships selection committee of the USTFCCCA.

His connection with running started at an early age since he participated on the high school cross country and track & field teams in his hometown of Hudson, N.Y. Following his prep career, Sweetgall moved on to The Ohio State University where he participated on the cross country and track & field teams for one year, before concentrating on academic endeavors on his way to receiving both his Bachelor's and Master's degrees from OSU. Aside from his extensive athletics administration background, A lifelong runner, Sweetgall has participated numerous road races ranging from 5K to half marathons. In addition, Sweetgall has served as a certified official for the Missouri Valley Track & Field Association.

Sweetgall and his wife Linda, who is also on the staff at WTAMU, reside in Canyon. Their daughter, Lindsey, is a member of the tennis team at Central Oklahoma.



KENT JOHNSON

ASSOCIATE ATHLETIC DIRECTOR / MEDIA RELATIONS
THIRD YEAR AT WEST TEXAS A&M

Kent Johnson coordinates the media relations and publicity efforts for the West Texas A&M intercollegiate athletics program.

Johnson has 20 years of NCAA Division I and II intercollegiate media relations athletics experience. He previously was Assistant AD for Media Relations at Indiana State from 1999-2002. From 1989-98 he served as Associate SID at Texas Christian University, with earlier stints as assistant SID at both Tulane (1987-88) and Southern Methodist (1985-86).

Prior to joining the WT athletics staff, the Fort Worth native served in a media relations role with Andretti Green Racing from 2004-2007 after spending 2003 as Director of Media Relations for the Indy Racing League. In 1998 he was Director of Media Relations for Tyler Jet Motorsports' NASCAR program.

Johnson earned a Bachelor of Science degree in Radio/TV from West Texas A&M in 1984. He and his wife, Chantal, have a daughter, Skyler, and a son, Alex.



JOHN HASSE

ASSISTANT ATHLETIC DIRECTOR / FACILITIES, CONCESSIONS & CAMPS
28TH YEAR AT WEST TEXAS A&M

The senior member of the Buffalo Athletic department, Hasse is in his 28th year with WTAMU Athletics. Charged with overseeing the internal operations for the department, Hasse's duties include concessions, facilities and summer camps.

Well versed in WTAMU athletics history, in 1993 Hasse received the WTAMU Alumni Association's University's Excellence Award. John's father, Warren, served as the play-by-play announcer for Buffalo athletics for nearly 40 years and was inducted in the WTAMU Hall of Champions in 1993. Hasse resides in Canyon.



MISTY HOBBS

ASSISTANT ATHLETIC DIRECTOR / EVENT & TICKET OPERATIONS
FIFTH YEAR AT WEST TEXAS A&M

Misty Hobbs is now in her fifth year with WTAMU and second as Assistant Athletics Director for Event Operations. She previously served as the administrative assistant and box office manager at the First United Bank Center. Her responsibilities include all event operations and scheduling for the athletics department, including concerts, as well as the day-to-day operations in the FUBC.

She has served the University in various capacities, as a graduate assistant and a student administrative assistant in the mathematics department. Hobbs also traveled to Australia with WTAMU and the American Quarter Horse Association as a guest lecturer. She spent time in Myrtle Beach, S. C., as a performer, animal trainer, and sound operator for Dolly Parton's Dixie Stampede show.

An El Paso, Texas native, Hobbs earned her bachelor's degree in music business in 2002 and master's degree in business administration in 2006 from WTAMU. She currently resides in Canyon, Texas.



JOE RAY HALSEY

EXECUTIVE DIRECTOR / BUFFALO CLUB
THIRD YEAR AT WEST TEXAS A&M

Now in his third year with the WT athletic family, Joe Ray Halsey serves as the Executive Director of the Buffalo Club, the primary scholarship and support organization for West Texas A&M Athletics.

A native of Perryton, Texas, Halsey earned both his bachelor's and master's degrees in Education from WTAMU. He went on to teach and coach baseball and football for 35 years, including two years at Perryton High School, 28 years at Andrews High School and five years at Dallas Jesuit Preparatory. Following his retirement in 1999, he was inducted into the Texas high School Coaches Association Baseball Hall of Fame.

Halsey's wife, Vickie, is also a WTAMU graduate and a retired school teacher.



DAMEON MYRES

ATHLETIC MEDIA RELATIONS ASSISTANT DIRECTOR
FIRST YEAR AT WEST TEXAS A&M

Dameon Myres is in his first year as the Assistant Director of Athletics Media Relations at West Texas A&M. His primary duties revolve around the publicity efforts for the WT volleyball and women's basketball programs, as well as both men's and women's track & field teams.

Myres arrived in Canyon after spending the previous four years at Tarleton State, where he served as the Assistant Director of Athletics Media Relations for three years. Myres worked as an intern with the Tarleton Sports Information office before being hired on full-time in August, 2007.

During his time at Tarleton, Myres served as the primary media contact for the volleyball, baseball, women's basketball, women's tennis, and men's and women's cross-country/track & field teams. He also served as the primary statistician for football, volleyball, women's basketball and baseball.

A member of the College Sports Information Directors of America (CoSIDA), Myres has produced a number of nationally award-winning publications, including the 2008-09 and 2009-10 women's basketball media guides, which were recognized as "Best Cover" by CoSIDA. He has also served as a regional coordinator for the Daktronics Men's Basketball All-American Awards for the past two years.

A native of Azle, Texas, Myres was an enlisted soldier in the United States Army from 1997-2002. He spent his first year of duty inside the Demilitarized Zone in Panmunjom, South Korea, where he served as a scout before spending the remainder of his duty at Fort Carson in Colorado Springs, Colorado as a support soldier in the logistics offices for the 10th Special Forces Group.

Myres is married to the former Stephanie Ruess of Albuquerque, N.M. The couple owns a chocolate lab named Emory.



BRENT SEALS

ATHLETIC MEDIA RELATIONS ASSISTANT
THIRD YEAR AT WEST TEXAS A&M

Brent Seals is now in his third year as a member of the Athletic Media Relations staff at West Texas A&M.

His primary duties involve the media relations and publicity efforts of the Buff baseball and Lady Buff softball teams, as well as assisting with the game-day operations of all sports and the day-to-day

aspects of the department's media relations operations.

During Seals' time at West Texas A&M, the school has hosted NCAA Regional competition in football, women's basketball, women's soccer, and women's golf, as well as numerous Lone Star Conference Championship events. He also traveled with the Lady Buff softball team as the primary media contact during the team's first ever NCAA post-season appearance in 2010.

A native of Canyon, Texas, Seals is a 2006 graduate of Canyon High School and is currently pursuing his degree in Sports & Exercise Science from West Texas A&M.



JOHNNY STORY

MULTIMEDIA DESIGNER
SECOND YEAR AT WEST TEXAS A&M

Johnny Story has served as the Multimedia Developer for West Texas A&M University since the summer of 2009. Story is responsible for creating and overseeing all forms of multimedia content for the WT Athletic Department.

Story is the game day producer/director for WT Football. His duties include coordinating the live broadcasting crew (WT Live Crew) and creating videos/motion graphics. In addition, Story oversees all content production for all West Texas A&M University video boards and Web platforms.

When Story isn't at the games, he creates content for Web and live events. Just recently, he has developed mobile interactions for fans during the basketball season (ex. Fan's Player of the Game).

Story graduated in May of 2009 from West Texas A&M University with a bachelor's in Mass Communication – Broadcasting – Electronic Media. He has won 12 National awards throughout his studies at WT and he is a four-time champion in the National Broadcasting Society. He has recently been awarded third place in the BEA competition along with two silver and four bronze Telly Awards for his documentary, Through the Eyes of Africa.

MEDIA INFORMATION

The West Texas A&M University athletics staff welcomes all media member to the 90th season of Buffalo basketball. It is our intent that the following information will help you cover WTAMU basketball throughout the season.

NON-GAMEDAY INTERVIEWS

For all non-game day interviews, please contact WTAMU Associate A.D. for Media Relations Kent Johnson at least 24 hours prior to desired time. Post-game interview requests should be arranged through the WTAMU sports information staff prior to the conclusion of the game.

MEDIA CREDENTIALS

Requests for working media credentials must be made through the WTAMU sports information office. Requests must be submitted on official news outlet letterhead and received at least 24 hours in advance of the game to be covered. The Amarillo Globe-News, Canyon News and WTAMU's The Prairie receive reserved seating on media row. The Buffalo Sports Network, KWTS-FM and the recognized visiting radio station will be provided a broadcast location. Visiting radio courtesy number is 806-651-4121. Other reserved seating will be assigned on a first-come, first-serve basis. Season credentials will be distributed prior to the first game. Thereafter, credentials may be picked up at the Media Will Call entrance to First United Bank Center.

MEDIA PARKING

There is ample parking for media members in the First United Bank Center parking lot. Media members holding working credentials may enter the FUBC through any ticket entrance. Media members needing to pick up credentials at Will Call will need to enter the front (main) entrance.

PRESS ROW SERVICES

Complete team and individual statistics, game notes, box scores and play-by-play are provided by the WTAMU Athletic Media Relations Office. Pre-game food service is available beginning approximately 60 minutes prior to tip-off, with beverages available throughout the game. This service is provided as a courtesy to working media.

POST-GAME SERVICES

As a service to visiting media and sports information directors, the WTAMU sports information staff will e-mail NCAA official box, play-by-play and game recap to media if provided the e-mail address. Also, a copy machine is available at First United Bank Center for use on a first-come, first-serve basis.

MEDIA GUIDE CREDITS

The 2010-11 West Texas A&M Men's Basketball Media Guide has been compiled and edited by Kent Johnson, Associate A.D. for Media Relations, with assistance from Dameon Myres, Athletic Media Relations Assistant Director and Student Assistants Brent Seals, Sarah Thomas and Rachel Zurbriggen. A special thanks to Bob Stewart for his historical research contributions. Additional Research by Warren Hasse and Phil Woodall. Photography by Rik Andersen – WTAMU Communications Services, James Barrington – Barrington Art Originals and Michael Johnson.

Layout and Design by Summit Athletic Media, Charlotte, N.C. (www.summitathletics.com)

Additional copies of the WTAMU Men's Basketball Media Guide may be purchased for \$10 (plus \$2 shipping and handling).

Any questions regarding the WT basketball program should be directed to Kent Johnson, Associate A.D. for Media Relations. Johnson may be reached via email at kjohnson@wtamu.edu.

MEDIA INFORMATION

WT fans can follow the Buffaloes, home and away, all season long on radio or via the internet.

WT fans can also follow the Buffaloes, home and away, on The Buffalo Sports Network and KGNC-AM radio. Each broadcast includes 30-minute pregame and postgame shows. In addition to basketball, the Buffalo Sports Network broadcasts all WT football and women's basketball games.

KGNC continues to be the top-rated radio station in the Texas Panhandle, beaming a strong signal across not only the Panhandle area, but also parts of Oklahoma, Kansas and New Mexico. All KGNC broadcasts will be streamed through the Internet on www.kgncam.com, allowing fans to follow the action from as near as Amarillo or anywhere around the world.

And, fans can stay up-to-date on everything related to WT basketball, including stats, game notes, recaps, rosters and media guides on www.gobuffsgo.com (.). In addition to these tools, fans can also access free live stats as well as gain subscription-access to live video of all home Buffalo football games.

Phil Woodall RADIO PLAY-BY-PLAY



Phil Woodall serves as Director of the Buffalo Sports Network and is in his 23rd season of broadcasting WTAMU Buffs' and Lady Buffs' athletics.

Woodall, who has earned three consecutive Jake Trussell Awards for Lone Star Conference Broadcaster of the Year awards, coordinates all logistical matters for

WTAMU radio broadcasts on the Buffalo Sports Network. He handles color commentary for football and is the play-by-play voice for both men's and women's basketball.

Woodall also files reports for KGNC on WTAMU athletics and other local sports.



WEST TEXAS AGM MEDIA OUTLETS

Newspapers	Contact	Mailing Address	City, State, Zip	Phone	Email
Amarillo Globe News	Dave Henry, Asst. Sports Editor	P.O. Box 2091	Amarillo, Texas 79166	(806)-345-3315	sports@amarillo.com
Canyon News	Brad Raburn, Sports Editor	P.O. Box 779	Canyon, Texas 79015	(806) 655-7121	sports@canyonnews.com
The Prairie	Sports Editor	WTAMU Box 60747	Canyon, Texas 79016	(806) 651-2410	theprairiemail@yahoo.com
Fort Worth Star-Telegram	John Henry, Small College Editor	P.O. Box 1870, 400 W. 7th St.	Fort Worth, Texas 76101	(817) 371-5539	jfhenry1970@gmail.com
Dallas Morning News	Small College Editor	P.O. Box 655237, 508 Young St.	Dallas, Texas 75265	(800) 431-0010	dmnsports@dallasnews.com
Lubbock Avalanche Journal	Sports Desk	P.O. Box 491, 710 Ave. J	Lubbock, Texas 79408	(806) 692-4021	
USA Today	Small College Editor			(703) 276-3721	
Television	Contact	Mailing Address	City, State, Zip	Phone	Email
KVII Channel 7 (ABC)	Lee Baker/Kale Steed	One Broadcast Center	Amarillo, Texas 79101	(806) 373-1787	lbaker@kvi.com
KFDA Channel 10 (CBS)	Jacob Albracht/Ryan Cody	P.O. Box 10	Amarillo, Texas 79105	(806) 383-1010	jalbracht@newschannel10.com
KAMR/KCIT Ch. 4/14 (NBC/Fox)	Brad Fralick/Chase Doughten	P.O. Box 751	Amarillo, Texas 79189	(806) 349-9087	brad.fralick@kamr.com
ESPN				(203) 585-2135	
Radio	Contact	Mailing Address	City, State, Zip	Phone	Email
KGNC	Mike Roden	P.O. Box 710	Amarillo, Texas 79189	(806) 351-8560	mike.roden@kgnc.com
Buffalo Radio Sports Network	Phil Woodall	WTAMU Box 60049	Canyon, Texas 79016	(806) 651-4416	pwoodall@wtamu.edu
KWTS	Sports Director	WTAMU Campus Radio	Canyon, Texas 79016	(806) 651-2797	kwtsnews@gmail.com
Wire Service	Contact	Mailing Address	City, State, Zip	Phone	Email
Associated Press	Small College Editor	4851 LBJ Freeway, Suite 300	Dallas, Texas 75244	(800) 442-7189	aptexas@ap.org
Other Outlets	Contact	Mailing Address	City, State, Zip	Phone	Email
Lone Star Conference	Melanie Robotham	1221 W. Campbell Road, #217	Richardson, Texas 75080	(972) 234-0034	robothamm@lonestarconference.org
NCAA		P.O. Box 6222	Indianapolis, IN 46206-6222	(317) 917-6222	updates@ncaasports.com

WTAMU TRADITIONS

THE BUFFALO MASCOT

The thundering sound of a buffalo was nothing compared to the noise raised in 1922 when West Texas A&M University set out to select an official school mascot.

In the midst of a public debate in the Administration Building auditorium at the beginning of the 20th century, Parson Gouph, an old Panhandle cowboy, strolled down the aisle and took a seat. Getting permission to speak, he said that while riding the T-Anchor Ranch range in 1882 he and another cowboy shot a buffalo where the old Administration Building stands. He thought the buffalo would be an appropriate mascot. The students arose en masse to approve the suggestion.

During the fall of 1970, W.J. Helm of Plains Chevrolet in Amarillo arranged transportation of a young buffalo from a ranch in the Oklahoma Panhandle to the University. "Little Joe" made several appearances at football games. In 1977, the University permitted a live mascot on the field. In a campus contest, the name "Thunder" was given to a baby buffalo, donated by R.J. (Bob) Lee of the Big Texan Steak Ranch. Thunder was nicknamed "Lollipop", and since that time, a buffalo has roamed the sidelines of all home WTAMU football games.

"Thunder VI", nicknamed "Sadee", was retired and replaced by "Thunder VII", known as "Charlie, Jr.," or "C.J.," but he unexpectedly died in May of 2006. Shortly thereafter, in June, 2006, the University received a set of twins, "Thunder VIII and Thunder IX", known as "Jack and Liz." The half-siblings were donated to the University by Jack and Liz Longbotham of Abilene.

Jack was retired during the 2008 football season and a new buffalo, 'Thunder X', nicknamed 'Bentley' has taken over the mascot duties. Trained and led by the official WTAMU handlers, the Herdsman, 'Thunder X' continues the WT tradition of a live buffalo leading.

While the live buffalo mascot is present at all home football games, the costumed buffalo "Bucky" presides at all home events as well.



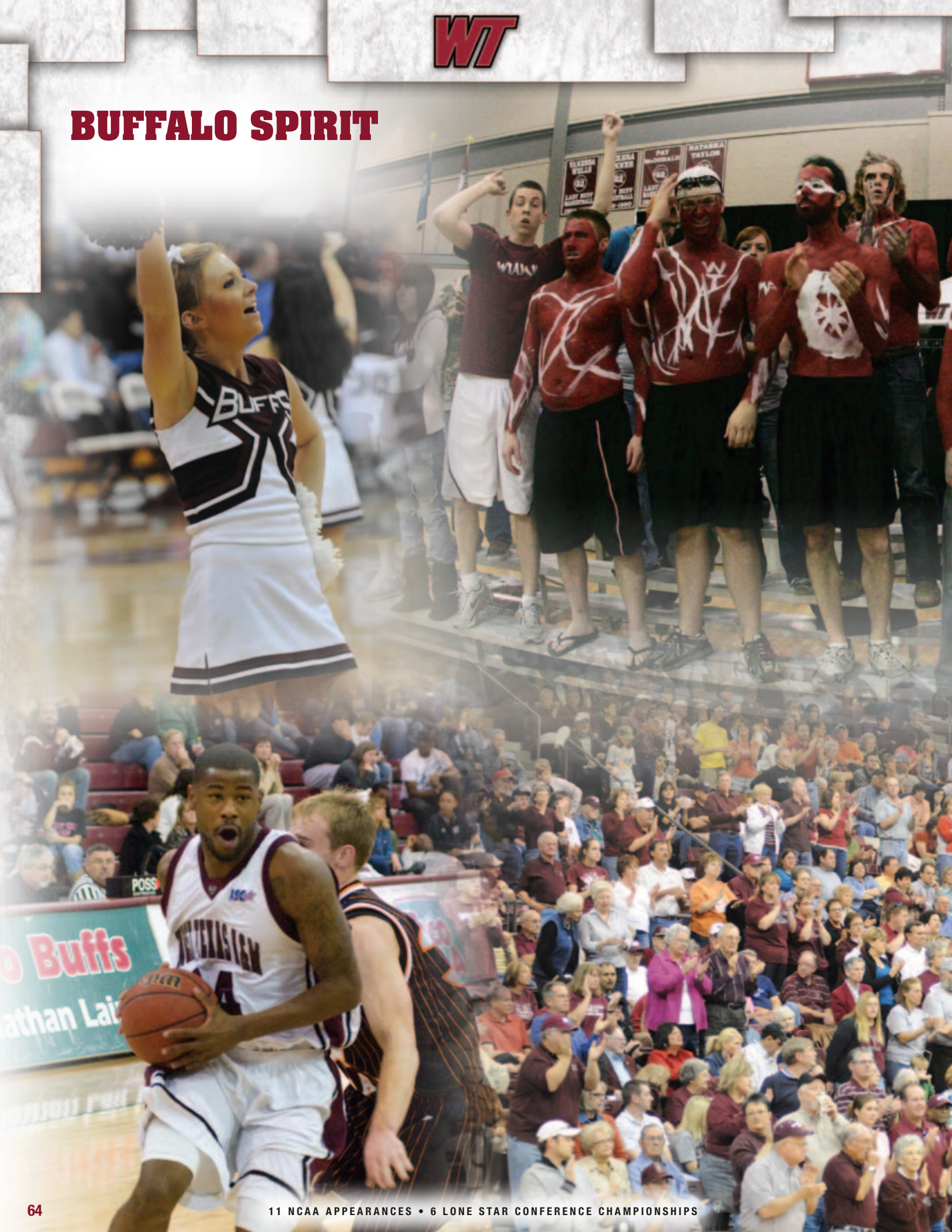
THE WT PEP BAND

The WT Pep Band is always on hand to support the Buffs, as well as entertain the crowd at the First United Bank Center.

In addition to performing at all home basketball games, the WT Pep Band also makes appearances at WT Lady Buff volleyball games.



BUFFALO SPIRIT







2010-11 MEN'S BASKETBALL SCHEDULE

Date	Opponent	Location	Time
NOV. 12	VS. EMPORIA STATE	BARTLESVILLE, OKLA.	1:00 P.M.
NOV. 13	VS. NEWMAN	BARTLESVILLE, OKLA.	1:00 P.M.
NOV. 19	WAYLAND BAPTIST	CANYON, TEXAS	7:00 P.M.
NOV. 29	AT PANHANDLE STATE	GOODWELL, OKLA.	8:00 P.M.
DEC. 2	CAMERON	CANYON, TEXAS	8:00 P.M.
DEC. 4	SOUTHWESTERN OKLAHOMA STATE	CANYON, TEXAS	6:00 P.M.
DEC. 9	RHEMA BIBLE	CANYON, TEXAS	7:00 P.M.
DEC. 11	AT TEXAS A&M-COMMERCE	COMMERCE, TEXAS	7:00 P.M.
DEC. 15	TEXAS-PERMIAN BASIN	CANYON, TEXAS	7:00 P.M.
DEC. 18	CENTRAL OKLAHOMA	CANYON, TEXAS	6:00 P.M.
DEC. 20	NORTHEASTERN STATE	CANYON, TEXAS	8:00 P.M.
JAN. 6	AT SOUTHEASTERN OKLAHOMA STATE	DURANT, OKLA.	8:00 P.M.
JAN. 8	AT EAST CENTRAL	ADA, OKLA.	4:00 P.M.
JAN. 12	AT INCARNATE WORD*	SAN ANTONIO, TEXAS	7:30 P.M.
JAN. 15	EASTERN NEW MEXICO*	CANYON, TEXAS	6:00 P.M.
JAN. 19	ABILENE CHRISTIAN*	CANYON, TEXAS	8:00 P.M.
JAN. 22	AT ANGELO STATE*	SAN ANGELO, TEXAS	7:30 P.M.

Date	Opponent	Location	Time
JAN. 26	TARLETON STATE*	CANYON, TEXAS	8:00 P.M.
JAN. 29	AT MIDWESTERN STATE*	WICHITA FALLS, TEXAS	7:00 P.M.
FEB. 2	AT TEXAS A&M-KINGSVILLE*	KINGSVILLE, TEXAS	8:00 P.M.
FEB. 5	TEXAS A&M-KINGSVILLE*	CANYON, TEXAS	6:00 P.M.
FEB. 8	AT ABILENE CHRISTIAN*	ABILENE, TEXAS	7:30 P.M.
FEB. 12	ANGELO STATE*	CANYON, TEXAS	6:00 P.M.
FEB. 16	AT TARLETON STATE*	STEPHENVILLE, TEXAS	8:00 P.M.
FEB. 19	MIDWESTERN STATE*	CANYON, TEXAS	6:00 P.M.
FEB. 23	INCARNATE WORD*	CANYON, TEXAS	8:00 P.M.
FEB. 26	AT EASTERN NEW MEXICO*	PORTALES, N.M.	9:00 P.M.

LONE STAR CONFERENCE CHAMPIONSHIPS

MARCH 3, 5-6	LSC TOURNAMENT	BARTLESVILLE, OKLA.	TBA
--------------	----------------	---------------------	-----

NCAA SOUTH CENTRAL REGIONAL

MARCH 12-13, 15	NCAA SOUTH CENTRAL REGIONAL	TBA	TBA
-----------------	-----------------------------	-----	-----

All Times Central Time. Dates and starting times are tentative and subject to change

* Lone Star Conference South Division Game

All Home games in **BOLD** and played at the First United Bank Center

For Ticket Information, call **(806) 651-1414** or **WWW.GOBUFFSGO.COM**

