

GLIAC HISTORY

The Great Lakes Intercollegiate Athletic Conference (GLIAC), founded in 1972, has been a leader in the advancement and promotion of intercollegiate athletics for men and women for over 50 years.

The charter members of the GLIAC (pronounced GLEE-ack) were Ferris State University, Grand Valley State University, Lake Superior State University, Northwood University (then Institute), and Saginaw Valley State University.

Expansion of the GLIAC began immediately with the addition of Oakland University in 1974. Hillsdale College, Northern Michigan University, and Wayne State University were accepted as members in 1975. In 1977, the conference lost its first member when Northern Michigan withdrew. Michigan Technological University filled the vacancy when it became a member in 1980. After the 1986-87 season, Northwood left the conference and was replaced by Northern Michigan. Northwood rejoined the conference in 1992.

After the 1989 season, the conference dropped football as a sponsored sport. The conference schools sponsoring football joined the members of the Heartland Collegiate Conference in forming the football-only Midwest Intercollegiate Football Conference (MIFC), which began play in 1990.

After nine years as one of the premier conferences in Division II football, the MIFC merged as part of GLIAC on July 1, 1999. With the merger, the University of Indianapolis became an associate member as a football-only school.

The GLIAC entered a new era in the 1995-96 school year. Prior to that time, all GLIAC member institutions were located in the state of Michigan. On Dec. 14, 1994, membership was offered to Ashland University (Ohio), and Gannon University and Mercyhurst College, both located in Erie, Pennsylvania. All three schools began their membership on July 1, 1995.

On July 1, 1997, membership was granted to The University of Findlay, located in Findlay, Ohio. UF replaced Oakland University, which withdrew from the conference after the 1996-97 season as it moved to NCAA Division I status.

The GLIAC membership changed again when Tiffin University of Ohio joined the conference in the 2008-09 academic year. Tiffin was offered membership on June 20, 2007. The addition of Tiffin left the GLIAC with 12 full-time members as Gannon and Mercyhurst moved to the Pennsylvania State Athletic Conference after the 2007-08 season.

The GLIAC began a new era during the 2009-10 academic year. Commissioner Tom Brown, who had presided over the league for 17 years, retired on June 30, 2009. The longest serving commissioner in the history of the GLIAC, Brown expanded the conference from 10 full members to 14 full members and two associate members. Also under his leadership, the conference grew to offering championships in 21 sports while rising to prominence on the national level as GLIAC teams and student-athletes achieved success both in the classroom and on the fields of play.

The Conference expanded on July 1, 2010, when Lake Erie College of Painesville, Ohio, and Ohio Dominican University, located in Columbus, joined the GLIAC. The League further expanded on July 1, 2012,

when Malone University and Walsh University, both located in the Canton, Ohio, area joined the conference. In 2017-18, the Conference welcomed Davenport University and Purdue University Northwest to the membership as the Panthers and Pride began GLIAC competition. Accordingly, Findlay, Hillsdale, Lake Erie, Ohio Dominican and Walsh withdrew from the conference at that same time. The University of Wisconsin-Parkside became a full GLIAC member in 2018-19 as Tiffin departed two years after Malone left the conference. Ashland left the GLIAC in the summer of 2021, and Northwood left in 2022.

The policy-making body of the GLIAC is the Management Council, which is comprised of three representatives from each member institution – its director of athletics, faculty athletics representative and senior woman administrator.

The presidency of the GLIAC Management Council is rotated alphabetically by school, with Keri Becker, Director of Athletics at Grand Valley State University, serving as GLIAC President in 2023-24. Philomena V. Mantella, President at Grand Valley State University, will serve as the chairperson of the GLIAC President's Council.

The GLIAC made history when it hired Dell Robinson as Commissioner. Robinson became the first ethnic minority to serve as D-II commissioner of a non-historically black college or university conference when he began his duties on July 1, 2009, and served through June 2016. Kris Dunbar, formerly director of athletics at Lake Superior State University, joined the GLIAC as its seventh commissioner in May of 2017.

The GLIAC staff consists of: Kris Dunbar, Commissioner; Michael Pierce, Associate Commissioner; John Regenfuss, Assistant Commissioner; Josh Pickler, Assistant Director of Video Operations and Communications; Bill Carollo, Supervisor of Football Officials; Kim Vieira, Supervisor of Soccer Officials; Jeanne Skinner, Supervisor of Volleyball Officials; Rob Doss, Supervisor of Women's Basketball Officials; Bill Ek, Supervisor of Men's Basketball Officials; MJ Evagash, Supervisor of Women's Lacrosse Officials; Bill Gomoluch, Supervisor of Softball Umpires; and Bruce Doane, Jr., Supervisor of Baseball Umpires.



GLIAC Office

4106 East Wilder, Suite 353, Bay City, MI 48706
(989) 894-2529

E-Mail Addresses:

Kris Dunbar
Commissioner
kdunbar@gliac.org

John Regenfuss
Assistant Commissioner
jregenfuss@gliac.org

Michael Pierce
Associate Commissioner/Compliance
mppierce@gliac.org

Josh Pickler
Video Operations & Communications
jmpickle@gliac.org

2023 GLIAC COMPOSITE SCHEDULE

Thursday, August 31

Winona State at Saginaw Valley State 6:00 PM
 Northern Michigan at Minnesota Duluth 7:00 PM
 Grand Valley State at Colorado School of Mines . 8:00 PM
 Mercyhurst at Ferris State 8:00 PM

Saturday, September 2

Wayne State at Slippery Rock 6:00 PM
 Thomas More at Davenport 12:00 PM
 IDLE-Michigan Tech

Saturday, September 9

Missouri S&T at Wayne State 1:00 PM
 Bowie State at Davenport 12:00 PM
 Hillsdale at Michigan Tech 1:00 PM
 Lake Erie College at Northern Michigan 1:00 PM
 Northwood at Saginaw Valley State 6:00 PM
 Colorado State Pueblo at Grand Valley State 7:00 PM
 Ferris State at Ashland 7:00 PM

Saturday, September 16

Wayne State at Indianapolis 6:00 PM
 Assumption at Grand Valley State 1:00 PM
 Michigan Tech at Wisconsin-Platteville 2:00 PM
 Wisconsin-La Crosse at Northern Michigan 2:00 PM
 Saginaw Valley State at Truman State 3:00 PM
 Ferris State at Montana 8:00 PM
 IDLE-Davenport

Saturday, September 23

Truman State at Wayne State 1:00 PM
 William Jewell at Davenport 12:00 PM
 Indianapolis at Saginaw Valley State 2:00 PM
 Michigan Tech at Upper Iowa 2:00 PM
 Northern Michigan at Quincy 2:00 PM
 IDLE-Ferris State, Grand Valley State

Saturday, September 30

Concordia-Ann Arbor (MI) at Wayne State .. 6:00 PM
 Davenport at Michigan Tech* 1:00 PM
 Northern Michigan at Ferris State* 3:00 PM
 Grand Valley State at Saginaw Valley State* 6:00 PM

Saturday, October 7

Michigan Tech at Wayne State* 1:00 PM
 Saginaw Valley State at Ferris State* 1:00 PM
 Northern Michigan at Davenport* 2:00 PM
 Kentucky State at Grand Valley State 7:00 PM

Saturday, October 14

Davenport at Wayne State* 6:00 PM
 Saginaw Valley State at Saint Xavier (Illinois) 1:00 PM
 Michigan Tech at Northern Michigan* 7:00 PM
 Ferris State at Grand Valley State* TBA

Saturday, October 21

Wayne State at Saginaw Valley State* 2:00 PM
 Ferris State at Michigan Tech* 1:00 PM
 Grand Valley State at Northern Michigan* 1:00 PM
 Davenport at Mary 1:00 PM

Saturday, October 28

Wayne State at Northern Michigan* 1:00 PM
 Saginaw Valley State at Davenport* 12:00 PM
 American International (Mass.) at Ferris State ... 1:00 PM
 Michigan Tech at Grand Valley State* 3:00 PM

Saturday, November 4

Grand Valley State at Wayne State* 1:00 PM
 Ferris State at Davenport* 12:00 PM
 Minot State at Michigan Tech 1:00 PM
 Northern Michigan at Saginaw Valley State* 1:00 PM

Saturday, November 11

Wayne State at Ferris State* 1:00 PM
 Davenport at Grand Valley State* 1:00 PM
 Saginaw Valley State at Michigan Tech* 1:00 PM
 Northern State (S.D.) at Northern Michigan 1:00 PM

END OF THE REGULAR SEASON

Saturday, November 18

Division II First Round Playoffs -- Campus Sites, TBA

Saturday, November 25

Division II Second Round Playoffs -- Campus Sites, TBA

Saturday, December 2

Division II Quarterfinals -- Campus Sites, TBA

Saturday, December 9

Division II Semifinals -- Campus Sites, TBA

Saturday, December 16

Division II Finals -- McKinney ISD, McKinney, Texas

Games and times are subject to change.

*-Indicates GLIAC league game.

All times Eastern.



GLIAC Commissioner
Kris Dunbar



GLIAC Associate Commissioner
Michael Pierce



GLIAC Assistant Commissioner
John Regenfuss



Assistant Director for Video
Operations and Communications
Josh Pickler

OPPONENT INFORMATION

SLIPPERY ROCK

Game 1: September 2, 2023 • 6 PM ET
Mihalik-Thompson Stadium • Slippy Rock, Pa.



General Information

Location: Slippery Rock, Pennsylvania 16057
Founded: 1889
Enrollment: 8,243
President: Dr. Karen Riley
Athletics Director: Dr. Roberta Page
Nickname/Colors: The Rock/Green & White
Stadium: Mihalik-Thompson Stadium (10,000)
Surface: AstroTurf GameDay Grass 3D
Conference: PSAC
Athletics Web site: RockAthletics.com

Football Information

Head Coach: Shawn Lutz (West Virginia, 1996)
Record at SRU: 58-17 (Seven years)
Overall Record: 58-17 (Seven years)
Football Office Phone: (724) 738-4428
2022 Overall Record: 10-3 (NCAA Second Round)
2022 League Record: 6-1 (PSAC West Co-Division Champs)
Lettermen Returning (Off./Def./Spec.): 30/20/2--52
Starters Returning (Off./Def./Spec.): 10/8/1--19
Basic Offense: Spread
Basic Defense: 4-2-5
Series Record with WSU: Slippery Rock leads 4-2-0

Sports Information

SID: Jon Holtz
SID Phone: (724) 738-4925
SID Email: jonathan.holtz@sru.edu
Pressbox Phone: (585) 734-2185



Shawn Lutz



Kyle Sheets

MISSOURI S&T

Game 2: September 9, 2023 • 1 PM ET
Tom Adams Field • Detroit, Mich.



General Information

Location: Rolla, Missouri 65409
Founded: 1870
Enrollment: 7,645
President: Dr. Mo Dehghani
Athletics Director: Melissa Ringhausen
Nickname/Colors: Miners/Green & Gold
Stadium: Jackling Field at Allgood-Bailey Stadium (8,000)
Surface: FieldTurf
Conference: GLVC
Athletics Web site: minerathletics.com

Football Information

Head Coach: Andy Ball (University of Central Missouri, 2002)
Record at MST: 3-7 (One year)
Overall Record: 3-7 (One year)
Football Office Phone: (573) 341-4103
2022 Overall Record: 3-7
2022 League Record: 2-4
Lettermen Returning (Off./Def./Spec.): 21/19/1--41
Starters Returning (Off./Def./Spec.): 7/5/1--13
Basic Offense: Spread
Basic Defense: 4-3
Series Record with WSU: Missouri S&T leads 1-0-0

Sports Information

SID: John Kean
SID Phone: (573) 341-4140
SID Email: jkean@mst.edu



Andy Ball



Cameren Smith

OPPONENT INFORMATION

INDIANAPOLIS

Game 3: September 16, 2023 • 6 PM ET
Key Stadium • Indianapolis, Ind.



General Information

Location: Indianapolis, Indiana 46227
Founded: 1902
Enrollment: 5,600
Chancellor: Dr. Tanuja Singh
Athletics Director: Greg Shaheen
Nickname/Colors: Greyhounds/Crimson & Grey
Stadium: Key Stadium (5,500)
Surface: Crossflex HP
Conference: GLVC
Athletics Web site: UIndyAthletics.com

Football Information

Head Coach: Chris Keevers (Purdue, 1989)
Record at UIndy: 28-8 (Four years)
Overall Record: 28-8 (Four years)
Football Office Phone: (317) 788-3556
2022 Overall Record: 9-2 (NCAA First Round)
2022 League Record: 6-0 (GLVC Champions)
Lettermen Returning (Off./Def./Spec.): 15/23/1--39
Starters Returning (Off./Def./Spec.): 8/7/1--16
Basic Offense: Multiple
Basic Defense: Multiple
Series Record with WSU: Indianapolis leads 13-10-0

Sports Information

SID: Ryan Thorpe
SID Phone: (317) 788-3494
SID Email: thorper@uindy.edu
Pressbox Phone: (317) 446-9460



Chris Keevers



Alonzo Derrick

TRUMAN STATE

Game 4: September 23, 2023 • 1 PM ET
Tom Adams Field • Detroit, Mich.



General Information

Location: Kirksville, Mo. 63501
Founded: 1867
Enrollment: 6,000
President: Dr. Sue Thomas
Athletics Director: Jerry Wollmering
Nickname/Colors: Bulldogs/Purple & White
Stadium: Stokes Stadium (4,000)
Surface: Xtreme Turf DXFT
Conference: GLVC
Athletics Web site: trumanbulldogs.com

Football Information

Head Coach: Gregg Nesbitt (Truman, 1980)
Record at TSU: 80-57 (13 years)
Overall Record: 80-57 (13 years)
Football Office Phone: (660) 785-4549
2022 Overall Record: 9-2
2022 League Record: 5-1
Lettermen Returning (Off./Def./Spec.): 24/24/1--49
Starters Returning (Off./Def./Spec.): 9/9/1--19
Basic Offense: Pro Set
Basic Defense: 4-2
Series Record with WSU: Truman State leads 4-3-0

Sports Information

SID: Kevin White
SID Phone: (660) 785-4276
SID Email: kwhite@truman.edu
Pressbox Phone: (660) 785-4276



Gregg Nesbitt



Nolan Hair

OPPONENT INFORMATION

CONCORDIA (MICH.)

Game 5: September 30, 2023 - 6 PM ET
Tom Adams Field - Detroit, Mich.



General Information


Location: Ann Arbor, Michigan 48105
Founded: 1963
Enrollment: 1,201
President: Erik Ankerberg
Athletics Director: Lonnie Pries
Nickname/Colors: Cardinals/Red & Black
Stadium: Ferry Field at Cardinal Stadium (2,500)
Surface: Turf
Conference: Mid-States Football Association
Athletics Web site: concordiacardinals.com

Football Information


Head Coach: Joshua Schumacher (Concordia - Chicago, 2007)
Record at CU: 47-16 (Six years)
Overall Record: 47-16 (Six years)
Football Office Phone: (734) 995-7473
2022 Overall Record: 5-5
2022 League Record: 4-3
Lettermen Returning (Off./Def./Spec.): 41/40/2--83
Starters Returning (Off./Def./Spec.): 8/7/2--17
Basic Offense: 11 Personnel
Basic Defense: 4-3 Base
Series Record with WSU: First Meeting

Sports Information

Football SID: Matt Korte
SID Phone: (734) 995-7494
SID Email: matthew.korte@cuaa.edu
Pressbox Phone: NA



Joshua Schumacher



Seeger Degayner

MICHIGAN TECH

Game 6: October 7, 2023 - 1 PM ET
Tom Adams Field - Detroit, Mich.



General Information

Location: Houghton, Michigan 49931
Founded: 1885
Enrollment: 7,238
President: Dr. Richard J. Koubek
Athletics Director: Suzanne Sanregret
Nickname/Colors: Huskies/Silver, Gold & Black
Stadium: Sherman Field at Kearly Stadium (3,000)
Surface: Field Turf
Conference: GLIAC
Athletics Web site: michigantechhuskies.com

Football Information

Head Coach: Dan Mettlach (Michigan Tech, 2005)
Record at MTU: First Season
Overall Record: First Season
Football Office Phone: (906) 487-2993
2022 Overall Record: 4-7
2022 League Record: 2-4 (5th in the GLIAC)
Lettermen Returning (Off./Def./Spec.): xx/xx/x--xx
Starters Returning (Off./Def./Spec.): x/x/x--xx
Basic Offense: Multiple/Pro Set
Basic Defense: 4-2-5
Series Record with WSU: Wayne State leads 19-13-0

Sports Information

Football SID: Matt Taylor
SID Phone: (906) 487-3185
SID Email: mtaylor1@mtu.edu
Pressbox Phone: (906) 487-2388

OPPONENT INFORMATION

DAVENPORT

Game 7: October 14, 2023 - 6 PM ET
Tom Adams Field - Detroit, Mich.



General Information

Location: Grand Rapids, Michigan 49512
Founded: 1866
Enrollment: 3,000 (Lettinga Campus)
President: Dr. Richard J. Pappas
Athletics Director: Paul Lowden
Nickname/Colors: Panthers/Red, Black & White
Stadium: Farmers Insurance Athletic Complex (2,000)
Surface: FieldTurf
Conference: GLIAC
Athletics Web site: dupanthers.com

Football Information

Head Coach: Sparky McEwen (Ferris State, 1991)
Record at DU: 25-31 (Six years)
Overall Record: 25-31 (Six years)
Football Office Phone: (616) 871-6718
2022 Overall Record: 8-3 (NCAA First Round)
2022 League Record: 4-2 (3rd in the GLIAC)
Lettermen Returning (Off./Def./Spec.): 21/25/2--48
Starters Returning (Off./Def./Spec.): 5/6/2--13
Basic Offense: Multiple
Basic Defense: 4-3
Series Record with WSU: Wayne State leads 3-2-0

Sports Information

SID: Ryan Thompson
SID Phone: (616) 554-5045
SID Email: rthompson62@davenport.edu
Pressbox Phone: (616) 438-0995



Sparky McEwen



Jason Whittaker

SAGINAW VALLEY STATE

Game 8: October 21, 2023 - 2 PM ET
Wickes Memorial Stadium - University Center, Mich.



General Information

Location: University Center, Michigan 48710
Founded: 1963
Enrollment: 8,535
President: Dr. George Grant Jr.
Interim Athletics Director: Angela Pohl
Nickname/Colors: Cardinals/Red, White & Blue
Stadium: Harvey Randall Wickes Memorial Stadium (6,300)
Surface: FieldTurf
Conference: GLIAC
Athletics Web site: svsucardinals.com

Football Information

Head Coach: Ryan Brady (Grand Valley State, 2003)
Record at SVSU: 20-13 (Four years)
Overall Record: 20-13 (Four years)
Football Office Phone: (989) 964-7315
2022 Overall Record: 8-3
2022 League Record: 3-3 (4th Overall in the GLIAC)
Lettermen Returning (Off./Def./Spec.): xx/xx/x--xx
Starters Returning (Off./Def./Spec.): x/x/x--xx
Basic Offense: Spread
Basic Defense: 4-3
Series Record with WSU: Saginaw Valley State leads 33-10-1

Sports Information

SID: Corey Graham
SID Phone: (989) 964-4053
SID Email: cdgraham@svsu.edu
Pressbox Phone: TBD



Ryan Brady



Jairus Grissom

OPPONENT INFORMATION

NORTHERN MICHIGAN

Game 9: October 28, 2023 • 1 PM ET
Superior Dome • Marquette, Mich.



General Information

Location: Marquette, Michigan 49855
Founded: 1899
Enrollment: 7,595
President: Brock Tessman
Athletics Director: Rick Comley
Nickname/Colors: Wildcats/Green & Gold
Stadium: Superior Dome (8,000)
Surface: Artificial Turf
Conference: GLIAC
Athletics Web site: NMUWildcats.com

Football Information

Head Coach: Shane Richardson (Northern Michigan, 2000)
Record at NMU: First Season
Overall Record: 37-48 (Nine years/Eight seasons)
Football Office Phone: (906) 227-2105
2022 Overall Record: 4-7
2022 League Record: 1-5 (6th in the GLIAC)
Lettermen Returning (Off./Def./Spec.): xx/xx/x--xx
Starters Returning (Off./Def./Spec.): x/x/x--xx
Basic Offense: xxx
Basic Defense: xxx
Series Record with WSU: Northern Michigan leads 20-15-0

Sports Information

Football SID: Zach Nicholas
SID Phone: (906) 227-1917
SID Email: znichola@nmu.edu
Pressbox Phone: (906) 227-1720

GRAND VALLEY STATE

Game 10: November 4, 2023 • 1 PM ET
Tom Adams Field • Detroit, Mich.



General Information

Location: Allendale, Michigan 49401
Founded: 1960
Enrollment: 24,667
President: Philomena V. Mantella
Athletics Director: Keri Becker
Nickname/Colors: Lakers/Blue, Black & White
Stadium: Arend D. Lubbers Stadium (10,440)
Surface: FieldTurf
Conference: GLIAC
Athletics Web site: gvsulakers.com

Football Information

Head Coach: Scott Wooster (Wayne State, 2001)
Record at GVSU: First Season
Overall Record: First Season
Football Office Phone: (616) 331-3050
2022 Overall Record: 12-1 (NCAA Third Round)
2022 League Record: 6-0 (1st in the GLIAC)
Lettermen Returning (Off./Def./Spec.): 26/27/3--56
Starters Returning (Off./Def./Spec.): 9/9/3--21
Basic Offense: Spread
Basic Defense: 4-3
Series Record with WSU: Grand Valley leads 38-6-0

Sports Information

SID: Tim Nott
SID Phone: (616) 331-3275
SID Email: nottt@gvsu.edu
Pressbox Phone: (616) 331-8646



Scott Wooster



Cade Peterson

OPPONENT INFORMATION/NCAA SUPER REGIONS

FERRIS STATE

Game 11: November 11, 2023 • 1 PM ET
Top Taggart Field • Big Rapids, Mich.



General Information

Location: Big Rapids, Michigan 49307
Founded: 1884
Enrollment: 13,250
President: Dr. Bill Pink
Athletics Director: Steve Brockelbank
Nickname/Colors: Bulldogs/Crimson & Gold
Stadium: Top Taggart Field (6,200)
Surface: Artificial (Mondo Ecofill)
Conference: GLIAC
Athletics Web site: FerrisStateBulldogs.com

Football Information

Head Coach: Tony Annese (Alma, 1983)
Record at FSU: 115-17 (11 years)
Overall Record: 115-17 (11 years)
Football Office Phone: (231) 591-2860
2022 Overall Record: 14-1 (National Champions)
2022 League Record: 5-1 (2nd in the GLIAC)
Lettermen Returning (Off./Def./Spec.): xx/xx/x--xx
Starters Returning (Off./Def./Spec.): x/x/x--xx
Basic Offense: Veer
Basic Defense: 4-2-5
Series Record with WSU: Ferris State leads 32-22-0

Sports Information

SID: Rob Bentley
SID Phone: (231) 591-1934
SID Email: bentleyr@ferris.edu
Pressbox Phone: (231) 591-2375



Tony Annese

With the Great Midwest Athletic Conference (G-MAC) becoming the 16th NCAA Division II conference to sponsor football, the Super Regions were realigned for 2017.

Super Region One consists of 48 schools in the East and Midwest regions comprising the G-MAC, MEC (Mountain East Conference), the NE-10 (Northeast 10) and the PSAC (Pennsylvania State Athletic Conference) and two independents (Post and Bluefield State).

Super Region Two has 45 football schools consisting of the Atlantic, South and South East regions which include the CIAA (Central Intercollegiate Athletic Association), the GSC (Gulf South Conference), the SAC (South Atlantic Conference), and the SIAC (Southern Intercollegiate Athletic Conference).

Super Region Three consists of 38 schools from the Central and Midwest regions comprising the GAC (Great American Conference), the GLIAC (Great Lakes Intercollegiate Athletic Conference), the GLVC (Great Lakes Valley Conference), and the MIAA (Mid America Intercollegiate Athletics Association).

Super Region Four has 34 football schools from the South Central area and the West region which include the LSC (Lone Star Conference), the NSIC (Northern Sun Intercollegiate Conference), and the RMAC (Rocky Mountain Athletic Conference).

One hundred sixty-five (165) schools will be competing for 28 spots in the 2023 NCAA Division II playoffs. For the eighth straight year (not including 2020), each region will have seven teams qualify with only the top seed receiving a first round bye.

GLIAC (7 teams)

Davenport
Ferris State
Grand Valley State
Michigan Tech
Northern Michigan
Saginaw Valley State
Wayne State

GLVC (7 teams)

Indianapolis
McKendree
Missouri S&T
Quincy
Southwest Baptist
Truman State
William Jewell

GREAT AMERICAN (12 teams)

Arkansas Tech
Arkansas-Monticello
East Central (Ada, Ok.)
Harding
Henderson State
Northwestern Oklahoma State
Oklahoma Baptist
Ouachita
Southeastern Oklahoma State
Southern Arkansas
Southern Nazarene (Bethany, Ok.)
Southwestern Oklahoma State

MIAA (12 teams)

Central Missouri
Central Oklahoma
Emporia State
Fort Hays State
Lincoln (Mo.)
Missouri Southern
Missouri Western
Nebraska Kearney
Northeastern State
Northwest Missouri State
Pittsburg State
Washburn

ALL-TIME SERIES RECORDS/SERIES SCORES VS. 2023 OPPONENTS

All-Time Series Records

Opponent.....W-L-T 1st Mtg.

Adrian	0-4-0	1919
Akron	4-2-1	1937
Albion	3-5-1	1931
Allegheny.....	3-3-0	1959
Alma	1-2-1	1919
American International.....	1-0-0	1993
Arizona State	0-1-0	1951
Ashland.....	8-25-0	1975
Assumption.....	10-1-0	1918
Augustana (SD).....	0-2-0	1968
Baldwin-Wallace.....	1-2-0	1921
Bethany.....	0-2-0	1962
Bloomsburg	0-2-0	1996
Bluffton.....	1-0-0	1936
Bowling Green State.....	1-8-1	1926
Bradley.....	3-4-0	1950
Brandeis.....	1-2-0	1951
Butler.....	1-6-0	1974
California (PA).....	1-1-0	1987
Carson-Newman	1-3-0	1994
Case Tech.....	14-3-1	1946
Central Michigan.....	6-20-4	1919
Central State (OH).....	2-3-0	1970
Cincinnati.....	0-2-0	1939
Coast Guard.....	1-0-0	1969
Concordia-Ann ArborFirst Meeting	2023	
Davenport	3-2-0	2017
Dayton	0-1-0	1987
Defiance.....	2-2-0	1920
Detroit.....	1-10-0	1918
Detroit JC Frosh.....	1-0-0	1928
Drake	1-1-0	1953
Eastern Illinois.....	2-5-0	1967
Eastern Michigan	12-16-3	1918
Edinboro.....	0-1-1	1985
Evansville.....	6-0-0	1975
Ferris State.....	22-32-0	1920
Findlay.....	11-12-0	1923
Gannon.....	4-1-0	2003
George Washington	1-1-0	1946
Grand Rapids JC.....	4-2-0	1920
Grand Valley State	6-38-0	1975
Great Lakes NTS.....	2-1-0	1947
Grosse Ile Naval Air Station.....	0-1-0	1942
Hillsdale.....	18-39-1	1926
Hofstra.....	0-3-0	1971
Hope.....	7-1-0	1923
Howard.....	1-1-0	1975
Illinois Benedictine.....	1-1-0	1973
Illinois State.....	1-2-0	1982
Illinois-Chicago.....	6-2-0	1966
Indiana State.....	0-1-0	1984
Indianapolis	10-13-0	1973
Iowa State.....	0-1-0	1951
John Carroll.....	2-8-3	1954
Kalamazoo.....	5-3-0	1932
Kentucky State.....	4-0-0	1973
Lake Erie.....	6-1-0	2010
Louisville.....	2-4-0	1937
Malone.....	4-0-0	2012
Manchester.....	0-0-1	1928
Marietta.....	0-2-0	1963
Mercyhurst.....	4-5-0	1998
Michigan State.....	0-9-0	1936
Michigan State Freshmen.....	0-1-0	1919

Opponent.....W-L-T 1st Mtg.

Michigan Tech	19-13-0	1967
Millikin.....	0-1-0	1960
Minnesota Duluth.....	1-0-0	2011
Missouri S&T.....	0-1-0	2021
Muskingum.....	1-0-0	1936
Nebraska-Kearney.....	1-0-0	2011
New Hampshire	1-1-0	1979
Niagara.....	1-1-0	1948
North Dakota State	1-0-0	1954
Northern Iowa.....	0-2-0	2001
Northern Michigan.....	15-20-0	1957
Northwood.....	21-20-0	1975
Notre Dame J.V.	0-1-0	1930
Ohio Dominican	2-1-0	2010
Ohio University.....	0-1-0	1938
Ohio Wesleyan.....	1-2-1	1940
Olivet.....	1-3-3	1921
Omaha.....	3-4-0	1948
Otterbein.....	1-0-0	1944
Parsons.....	0-1-0	1970
Pittsburg State.....	0-1-0	2011
Quantico Marines.....	0-2-0	1948
Quincy.....	1-0-0	2019
SUNY-Buffalo.....	8-3-0	1935
Saginaw Valley State	10-33-1	1976
Saint Francis (IL)	4-1-0	1993
Saint Joseph's (IN).....	9-6-1	1972
Shaw.....	1-0-0	2022
Slippery Rock.....	2-4-0	1981
South Dakota.....	1-0-0	1950
South Dakota State.....	2-1-0	1950
Southern Illinois.....	2-0-0	1948
Springfield.....	2-0-0	1946
St. Bonaventure.....	0-2-0	1948
St. Cloud State.....	1-0-0	2011
St. Mary's.....	2-0-0	1934
Taylor.....	1-0-0	1960
Temple.....	0-3-0	1950
Thiel.....	4-1-0	1959
Tiffin.....	7-4-0	1986
Toledo.....	8-13-1	1919
Towson State.....	1-1-0	1979
Truman State (N.E. Mo. St.).....	3-4-0	1971
Urbana.....	1-0-0	2011
Valparaiso.....	11-7-1	1927
Walsh.....	5-0-0	2014
Washington & Jefferson.....	3-0-0	1960
Washington (MO).....	4-2-0	1951
West Liberty State.....	0-1-0	1930
Western Illinois.....	1-1-0	1949
Western Michigan.....	2-7-0	1919
Western Reserve.....	7-6-2	1946
Westminster (PA).....	1-1-0	1998
Wheaton.....	0-2-0	1961
Wilmington.....	0-1-1	1929
Winston-Salem State.....	1-0-0	2011
Wisconsin-La Crosse.....	0-1-0	2022
Wisconsin-Milwaukee.....	2-5-0	1964
Wisc.-Stevens Point.....	1-0-0	1977
Wittenberg.....	0-2-0	1933
Xavier.....	0-1-0	1943
Youngstown State.....	1-3-0	1974
TOTALS.....	390-517-29	432

Concordia [Mich.] (0-0)

Year	Res.	Score	Site
9/30/23	First Meeting		H
Home:	0-0	Away:	0-0
PtsF:	--	PtsA:	--

Davenport (3-2)

Year	Res.	Score	Site
11/11/17	W	34-27 (OT)	A
10/6/18	L	14-37	H
11/2/19	W	34-0	A
10/16/21	W	16-3	A
10/55/22	L	43-47	A
Home:	0-1	Away:	3-1
PtsF:	141	PtsA:	114

Ferris State (22-32)

Year	Res.	Score	Site
10/30/20	W	48-0	H
10/7/22	W	19-0	H
10/13/23	W	54-0	H
10/25/24	W	3-0	H
10/4/25	L	12-13	A
10/14/67	W	27-13	H
10/12/68	L	8-16	A
9/20/69	W	14-7	H
9/26/70	W	24-7	H
9/25/71	W	34-6	A
10/14/72	L	13-24	H
10/13/73	L	7-28	A
11/9/74	W	30-8	H
11/8/75	W	26-14	A
10/2/76	L	12-20	H-(H)
10/1/77	W	35-0	A
9/30/78	W	25-18	H
10/20/79	W	10-6	H
10/18/80	L	14-17	A
10/24/81	L	3-20	H-(H)
11/13/82	W	21-13	A
11/12/83	W	27-7	H
10/20/84	W	23-7	A
11/9/85	L	24-38	H
11/8/86	L	9-10	A
11/14/87	L	28-37	H
11/12/88	L	30-31	A
11/11/89	L	26-55	H
9/22/90	W	29-17	H
9/28/91	W	27-24	A
9/26/92	L	3-21	H
9/25/93	L	6-36	A
10/15/94	L	14-34	H
10/14/95	L	30-39	A
10/5/96	L	7-26	H
10/4/97	W	30-26	A
10/10/98	L	13-37	A
10/9/99	L	20-62	H-(H)
9/23/00	L	30-51	A
9/22/01	L	14-38	H
9/28/02	W	36-21	A
9/27/03	L	16-29	H
11/11/06	L	17-21	A
11/10/07	L	13-17	H
10/18/08	W	19-0	A
10/17/09	W	45-7	H
10/27/12	L	24-35	H
11/2/13	L	10-41	A
10/29/16	L	20-42	A

9/30/17	L	17-59	A
10/27/18	L	28-38	A
10/12/19	L	13-59	H-(H)
11/13/21	L	13-35	A
11/12/22	L	14-40	H
Home:	13-16	Away:	9-16
PtsF:	1114	PtsA:	1270

Grand Valley State (6-38)

Year	Res.	Score	Site
9/6/75	W	15-6	H
11/6/76	L	0-3	A
11/12/77	L	3-6	H
11/11/78	L	10-24	A
10/6/79	W	17-14	H-(H)
10/4/80	W	10-7	A
10/10/81	L	17-40	H
10/2/82	L	15-32	A
10/1/83	W	22-10	H
11/10/84	W	30-3	A
9/28/85	L	7-10	A
9/27/86	L	3-21	H
10/3/87	L	0-28	A
10/1/88	L	10-13	H
9/30/89	L	10-49	A
11/3/90	L	15-35	A
11/9/91	L	28-59	H
11/7/92	L	14-16	A
11/6/93	L	25-28	H
10/8/94	L	14-31	A
10/7/95	L	10-42	H
9/28/96	L	0-23	A
9/27/97	L	30-46	H-(H)
11/4/00	L	20-22	H
11/3/01	L	12-77	A
9/21/02	L	14-49	H
9/20/03	L	14-50	A
10/2/04	L	0-34	H
10/1/05	L	22-36	A
9/30/06	L	13-36	H
9/29/07	L	10-41	5th/3rd
11/8/08	L	10-24	H
11/7/09	L	28-59	A
11/3/12	L	13-35	A
11/9/13	L	20-34	H
10/11/14	L	3-17	A
10/10/15	L	17-38	H-(H)
11/12/16	L	21-24	H
10/7/17	L	27-45	H
11/10/18	L	21-45	A
11/16/19	W	31-17	A
11/6/21	L	13-62	H
9/24/22	L	9-48	H
11/5/22	L	14-42	A
Home:	3-19	Away/Neutral:	3-19
PtsF:	637	PtsA:	1381

Indianapolis (10-13)

Year	Res.	Score	Site
10/6/73	L	6-7	A
9/1/90	L	40-43	H
9/7/91	L	13-35	A
9/5/92	W	31-26	H
9/4/93	W	34-31	A
9/24/94	W	38-14	A
9/23/95	L	7-21	H
9/14/96	L	8-10	A
9/13/97	L	9-28	H
10/17/98	L	21-28	A

SERIES SCORES VS. 2023 OPPONENTS/OT CONTESTS

10/16/99	L	19-26*	H
10/28/00	W	24-21	A
10/27/01	L	17-38	H
9/25/04	W	24-21*	A
9/24/05	L	16-23	H
10/21/06	L	14-39	H
10/20/07	W	34-28	A
9/13/08	W	6-0	H
9/12/09	W	27-23	A
11/6/10	W	41-27	H
11/5/11	W	28-19	A
9/9/17	L	28-31	H-NC
9/8/18	L	6-28	A-NC
Home:	3-8	Away:	7-5
PtsF:	491	PtsA:	567

Michigan Tech (19-13)			
Year	Res.	Score	Site
9/23/67	W	48-7	H
9/21/68	W	23-13	A
10/11/80	W	35-8	H
10/17/81	W	16-13	A
10/16/82	W	45-20	H
10/15/83	W	23-7	A
10/6/84	W	57-20	H
10/12/85	W	30-12	A
10/17/87	W	29-22	A
11/5/94	W	31-13	H
11/4/95	L	3-43	A
10/26/96	W	34-22	H
10/25/97	W	35-28	A
10/31/98	W	25-22 (2-OT)	H
10/30/99	L	10-22	A
10/19/02	W	34-31	A
10/18/03	L	35-42	H
10/9/04	L	23-61	A
10/8/05	W	25-14	H
9/2/06	W	36-14	A
9/1/07	L	14-21	H
9/18/10	L	7-24	A
9/17/11	W	27-10	H-(H)
11/10/12	L	13-35	H
11/16/13	L	21-28	A
9/4/14	L	17-18	H
9/3/15	L	15-20	A
10/21/17	W	20-14	A
10/13/18	L	20-23	A
11/9/19	W	35-14	H
10/9/21	L	27-30	H-(H)
10/8/22	L	34-35	A
Home:	10-5	Away:	9-8
PtsF:	847	PtsA:	706

Missouri S&T (0-1)			
Year	Res.	Score	Site
9/18/21	L	45-51 (OT)	A
Home:	0-0	Away:	0-1
PtsF:	45	PtsA:	51

Northern Michigan (15-20)			
Year	Res.	Score	Site
11/16/57	W	26-21	H
11/1/58	L	0-39	A
10/24/59	L	13-20	H
9/22/79	L	29-31	A
9/20/80	L	3-26	Pontiac
9/19/81	L	7-52	Pontiac
9/24/88	L	14-34	H
9/23/89	L	13-17	A
10/20/90	W	30-27	A
10/26/91	L	13-20	H
10/24/92	W	27-24	A
10/23/93	W	28-18	H-(H)
11/12/94	L/F	10-28	A
11/11/95	W	28-15	H
11/2/96	L	23-37	A
11/1/97	L	29-35 (OT)	H
10/7/00	W	35-14	H-(H)
10/6/01	W	44-41	A
10/26/02	L	46-49 (OT)	H-(H)
10/25/03	W	45-42	A
9/18/04	L	13-18	H
9/17/05	L	13-15	A
10/11/08	W	24-10	H-(H)
10/10/09	L	20-45	A
10/2/10	W	26-18	H-(H)
10/1/11	W	30-28	A
10/20/12	W	38-31	H-(H)
10/26/13	L	21-33	A
10/18/14	L	30-33	A
10/17/15	W	34-31	H
11/4/17	W	26-24	H
11/3/18	L	24-34	H
10/5/19	W	27-14	A
10/2/21	L	19-26	A
10/1/22	L	30-37	H-(H)
Home:	9-8	Away/Neutral:	6-12
PtsF:	840	PtsA:	987

Saginaw Valley State (10-33-1)			
Year	Res.	Score	Site
10/23/76	W	31-14	A
11/5/77	W	38-7	H
9/9/78	W	14-10	A
11/10/79	T	7-7	A
11/8/80	W	31-21	H
11/14/81	W	14-7	A
10/30/82	L	14-23	H
10/29/83	L	7-9	A
10/27/84	L	7-33	H-(H)
10/26/85	L	7-28	A
10/25/86	L	7-12	H
10/31/87	L	17-20	A
10/29/88	L	22-34	H
9/9/89	L	6-24	H
10/28/89	L	21-30	A
9/8/90	L	6-30	H
9/14/91	W	21-9	A
9/12/92	L	13-32	H
9/11/93	L	31-32	A
9/17/94	L	21-22	H
9/16/95	L	14-44	A
9/7/96	L	3-21	H
9/6/97	L	7-73	A
9/19/98	L	13-44	A
9/18/99	L	33-45	H

Year	Res.	Score	Site
10/21/00	L	19-31	H
10/20/01	L	12-45	A
11/16/02	L	14-42	H
11/15/03	L	21-38	A
9/11/04	L	0-45	H
9/10/05	L/F	3-29	A
9/6/08	L	17-23	A
9/5/09	L	13-21	H
10/30/10	W	41-27	A
10/29/11	L	20-28	H
10/11/12	L	7-24	A-(CBS)
10/19/13	L	10-14	H
10/22/16	W	42-14	H
9/16/17	W	41-31	H
9/22/18	L	29-35 (OT)	A
9/28/19	W	24-20	H
9/25/21	L	21-41	H-NC
10/23/21	L	25-41	A
10/22/22	L	14-21	H
Home:	5-18	Away:	5-15-1#
PtsF:	778	PtsA:	1201

#-Forfeit win for WSU not included in totals.

Slippery Rock (2-4)			
Year	Res.	Score	Site
9/12/81	W	14-13	UM Stadium
9/14/85	L	10-35	A
9/13/86	W	28-0	H
9/5/19	L	37-62	H
9/2/21	L	21-24	H
9/3/22	L	10-42	A
Home:	1-2	Away/Neutral:	1-2
PtsF:	120	PtsA:	176

Truman State (3-4)			
Year	Res.	Score	Site
10/9/71	L	6-14	A
10/7/72	L	0-44	H-(H)
10/12/74	W	21-0	H-(H)
10/11/75	W	41-7	A
9/12/15	W	21-20	H
9/14/19	L	12-35	A
9/11/21	L	9-27	H
Home:	2-2	Away:	1-2
PtsF:	110	PtsA:	147

=====

H -- WSU Home Game
H-(H) -- WSU Homecoming Game
NC -- Non-Conference Game
CBS -- CBS College Sports Thursday Night
National TV Game of the Week
A -- Away Game
L/F -- Lost Game on field, later forfeited to WSU.
H-FF -- WSU home game played at Ford Field
5th/3rd -- GVSU home game played at Fifth Third Ballpark in Comstock Park

Overtime Contests			
9/18/21	at Missouri S&T 51,	WSU 45	OT
10/19/19	WSU 42, #27-Ashland	41	2-OT
9/22/18	at Saginaw Valley 35,	WSU 29	OT
11/11/17	WSU 34, at Davenport	27	OT
11/14/15	at Hillsdale 31,	WSU 24	OT
11/12/11	Findlay 43, at WSU	42	OT
10/22/11	WSU 27, at Hillsdale	24	2-OT
9/22/07	Findlay 35, at WSU	28	OT
9/15/07	at Mercyhurst 58,	WSU 50	3-OT
9/25/04	WSU 24, at Indianapolis	21	OT
10/26/02	Northern Mich. 49, at	WSU 46	OT
10/16/99	Indianapolis 26, at	WSU 19	OT
11/14/98	at St. Joseph's 41,	WSU 39	4-OT
10/31/98	at WSU 25, Michigan	Tech 22	2-OT
11/1/97	Northern Mich. 35, at	WSU 29	OT

Overtime Record: 5-10

Home Record: 2-5
Road Record: 3-5
First Overtime: 2-8
Second Overtime: 3-0
Third Overtime: 0-1
Fourth Overtime: 0-1

Largest Homecoming Wins			
41	41-0	Northwood	10/24/87
35	56-21	Gannon	10/6/07
35	41-6	Tiffin	10/11/86
34	55-21	Northwood	10/20/18
33	33-0	Illinois-Chicago	11/1/69
32	61-29	Washington (Mo.)	10/26/68
32	32-0	Bradley	10/17/53
31	37-6	Case Tech	11/16/46
27	34-7	Evansville	10/14/78
27	27-0	Washington (Mo.)	10/9/54
27	46-19	Eastern Michigan	11/1/52
21	35-14	Northern Michigan	10/7/00
21	35-14	Valparaiso	10/4/75
21	21-0	NE Missouri State	10/12/74
21	28-7	Case Tech	10/20/56

Most Points Scored in a Game			
69	69-24	vs. Urbana	9/3/11
65	65-0	vs. Hillsdale	11/20/37
63	63-14	at Tiffin	9/11/10
62	62-9	vs. Omaha	10/27/51
61	61-29	vs. Washington (Mo.)	10/26/68
57	57-20	vs. Michigan Tech	10/6/84
56	56-21	vs. Gannon	10/6/07
56	56-21	vs. Malone	9/19/15
56	56-54	vs. Lake Erie	11/7/15
56	56-21	vs. Northwood	10/30/21
55	55-0	vs. Grand Rapids J.C.*	11/8/25
55	55-0	vs. Tiffin	9/10/11
55	55-21	vs. Northwood	10/20/18

*-WSU was known as CCD (Colleges of the City of Detroit).


GAME HIGHS/AFCA GOOD WORKS TEAM

2022 INDIVIDUAL GAME HIGHS

Rushes	36-Myren Harris at Michigan Tech (Oct. 8)
Yards Rushing	295-Myren Harris at Michigan Tech (Oct. 8)
TD Rushes	2-Kendall Williams vs. Shaw (Sept. 10)
.....	Myren Harris vs. Wis.-La Crosse (Sept. 17)
.....	Josh Kulka vs. Northern Michigan (Oct. 1), Kendall Williams at Michigan Tech (Oct. 8)
.....	Myren Harris at Michigan Tech (Oct. 8), Myren Harris at Davenport (Oct. 15)
.....	Karmi Mackey at Davenport (Oct. 15)
Long Rush	65-Kendall Williams vs. Shaw (Sept. 10)
Pass attempts	43-Josh Kulka vs. Grand Valley State (Sept. 24)
Pass completions	26-Josh Kulka vs. Saginaw Valley State (Oct. 22)
Yards Passing	306-Josh Kulka vs. Grand Valley State (Sept. 24)
TD Passes	1-Elijah Taylor at Slippery Rock (Sept. 3)
.....	Josh Kulka vs. Shaw (Sept. 10), Josh Kulka vs. Saginaw Valley State (Oct. 22)
.....	Josh Kulka at Grand Valley State (Nov. 5), Dion Brown vs. Ferris State (Nov. 12)
Long Pass	49-Josh Kulka vs. Northern Michigan (Oct. 1)
Receptions	6-Dion Brown vs. Grand Valley State (Sept. 24)
.....	Dion Brown at Grand Valley State (Nov. 5)
Yards Receiving	85-A.J. Nichols vs. Northern Michigan (Oct. 1)
TD Receptions	1-Nick Poterack at Slippery Rock (Sept. 3)
.....	Nick Poterack vs. Shaw (Sept. 10)
.....	A.J. Nichols vs. Saginaw Valley State (Oct. 22)
.....	Nick Poterack at Grand Valley State (Nov. 5), Kameron Ford vs. Ferris State (Nov. 12)
Long Reception	49-A.J. Nichols vs. Northern Michigan (Oct. 1)
Field Goals	3-Griffin Milovanski vs. Shaw (Sept. 10)
Long Field Goal	48-Griffin Milovanski vs. Shaw (Sept. 10)
Punts	9-Griffin Milovanski vs. Ferris State (Nov. 12)
Punting Avg	45.5-Hadi Jawad vs. Grand Valley State (Sept. 24)
Long Punt	66-Hadi Jawad vs. Wis.-La Crosse (Sept. 17)
Punts inside 20	3-Griffin Milovanski vs. Ferris State (Nov. 12)
Long Punt Return	15-Manny Harris at Slippery Rock (Sept. 3)
.....	Dion Brown at Michigan Tech (Oct. 8)
Long Kickoff Return	66-Kendall Williams vs. Grand Valley State (Sept. 24)
Tackles	14-Matt Buschman vs. Ferris State (Nov. 12)
Sacks	2.0-Kane Quinlan vs. Saginaw Valley State (Oct. 22)
Tackles For Loss	3.0-Charles Ellington vs. Shaw (Sept. 10)
.....	Sean Banaszak vs. Ferris State (Nov. 12)
Interceptions	2-Elijah Fowlkes vs. Wis.-La Crosse (Sept. 17)

2022 TEAM GAME HIGHS

Rushes	56 at Michigan Tech (Oct. 8)
Yards Rushing	414 at Michigan Tech (Oct. 8)
Yards Per Rush	7.4 at Michigan Tech (Oct. 8)
TD Rushes	6 at Davenport (Oct. 15)
Pass attempts	43 vs. Grand Valley State (Sept. 24)
Pass completions	26 vs. Saginaw Valley State (Oct. 22)
Yards Passing	306 vs. Grand Valley State (Sept. 24)
Yards Per Pass	8.8 vs. Northern Michigan (Oct. 1)
TD Passes	1 at Slippery Rock (Sept. 3)
.....	vs. Shaw (Sept. 10), vs. Saginaw Valley State (Oct. 22)
.....	at Grand Valley State (Nov. 5), vs. Ferris State (Nov. 12)
Total Plays	76 at Slippery Rock (Sept. 3)
Total Offense	504 at Michigan Tech (Oct. 8)
Yards Per Play	7.0 at Michigan Tech (Oct. 8)
Points	43 at Davenport (Oct. 15)
Sacks By	4 vs. Shaw (Sept. 10)
First Downs	27 vs. Northern Michigan (Oct. 1)
Penalties	10 vs. Northern Michigan (Oct. 1)
Penalty Yards	88 vs. Northern Michigan (Oct. 1)
Turnovers	3 vs. Grand Valley State (Sept. 24)
Interceptions By	3 vs. Wis.-La Crosse (Sept. 17)
Punts	10 vs. Ferris State (Nov. 12)
Punting Avg	45.5 vs. Grand Valley State (Sept. 24)
Long Punt	66 vs. Wis.-La Crosse (Sept. 17)
Punts inside 20	3 vs. Ferris State (Nov. 12)
Long Punt Return	15 at Slippery Rock (Sept. 3), at Michigan Tech (Oct. 8)



Trent Brodbeck (right) was 2016 Allstate AFCA Good Works Team Selection

Brodbeck played in a school record 46 games for a tight end (2012-16), starting 27 times. A two-time All-GLIAC honoree, he ranks second in WSU history in both receptions and receiving yards by a tight end. A national semifinalist for the William Campbell Trophy, Trent was honored by the state of Michigan Chapter of the National Football Foundation as the Division II Scholar-Athlete.



Alan Guy (left) was a 2007 AFCA Good Works Team Selection

Guy was a four-year letterwinner for the Warriors (2004-07), who started 40 career games and finished seventh in WSU history (at the time of his graduation) with 308 tackles, and ninth with 37.5 tackles for loss. In addition to his Good Works Team selection, Guy was also the 2007 National Football Foundation's Scholar-Athlete Award winner for the state of Michigan. Alan was a three-time All-GLIAC honoree.



Luke Bevilacqua (left) being recognized at halftime of the 2020 Allstate Sugar Bowl in New Orleans as a member of the 2019 Allstate AFCA Good Works Team

Bevilacqua was a member of the WSU football program from 2016 through 2021. A five-year member of GLIAC All-Academic Teams, Luke was inducted into the National Football Foundation's Hampshire Honor Society. He was recognized for his charitable contributions, including his Bone Marrow donation.

AFCA GOOD WORKS TEAM

The two 11-man teams, a Division I-A team and a combined team from NCAA Football Championship Subdivision, Divisions II, III and the NAIA, honor players for their dedication and commitment to community service. The AFCA has been selecting the Good Works Team since 1997. From 1992-1996, the Good Works Team was chosen by the College Football Association. When the CFA disbanded in 1997, the AFCA began selecting the teams.

Alan Guy's selection in 2007 marked the first time a WSU football player had earned Good Works honors.

Trent Brodbeck was a member of the 2016 Allstate AFCA Good Works Team, while Luke Bevilacqua was named to the 2019 Allstate AFCA Good Works Team.

Linebacker Julius Wilkerson was a 2021 selection to the Allstate AFCA Good Works Team.

2022 GAME SUMMARIES/GAMES 1-4

GAME 1 - SEPT. 3

AT #23-SLIPPERY ROCK 42, WAYNE STATE 10

Wayne State	0	3	0	7	-	10
#23-Slippery Rock	21	14	7	0	-	42

- SRU - Sheets 14 yd pass from Grover (Opsatnik kick), 12:12, 1st qtr.
- SRU - D'Or 32 yd run (Opsatnik kick), 10:18, 1st qtr.
- SRU - Russell 74 yd pass from Grover (Opsatnik kick), 5:35, 1st qtr.
- WSU - Milovanski 36 yd field goal, 14:55, 2nd qtr.
- SRU - Grover 1 yd run (Opsatnik), 10:54, 2nd qtr.
- SRU - Russell 8 yd pass from Grover (Opsatnik kick), 0:55, 2nd qtr.
- SRU - Edwards 16 yd run (Opsatnik kick), 1:51, 3rd qtr.
- WSU - Poterack 8 yd pass from E. Taylor (Milovanski kick), 11:45, 4th qtr.

ATTENDANCE - 7,112

	WSU	SRU
First Downs	17	18
Rushes/Yards	40/137	27/131
Passing Yardage	104	276
Total Net Yards	241	407
Completions/Attempts	12/36	20/29
Interceptions Thrown	2	0
Punts/Avg.	5/40.4	3/41.7
Fumbles/Lost	2/0	1/1
Penalties/Yards	9/85	10/79
Third Down Conv.	5/18	2/10
Time of Possession	35:47	24:13

INDIVIDUAL STATISTICS:

RUSHING: WSU - Kendall Williams 7-45; Elijah Taylor 6-32; Myren Harris 13-27; Manny Harris 1-20; Te'Avion Warren 3-8; Karmi Mackey 3-8; Josh Kulka 7 (-3). **SRU** - Chris D'Or 7-52; Isaiah Edwards 4-24; Tim Smith 7-19; Noah Grover 3-18; Chris Wells 6-18.

PASSING: WSU - Josh Kulka 5-16-1-34; Elijah Taylor 7-20-1-70. **SRU** - Noah Grover 20-28-0-276; Brayden Long 0-1-0-0.

RECEIVING: WSU - Nick Poterack 4-34; Manny Harris 3-36; Kendall Williams 2-13; Te'Avion Warren 1-11; Myren Harris 1-9; D'Marco Singleton 1-1. **SRU** - Jacob Odum 8-97; Max Maciejewski 4-29; Kyle Sheets 3-37; Cohen Russell 2-82; Kenyon Johnson 2-0; Jawon Hall 1-31.

GAME RECAP: Wayne State began its 2022 campaign with a with a 42-10 setback at 23rd-ranked Slippery Rock.

HOW IT HAPPENED

- The Rock scored touchdowns on their first four drives to open a 28-3 advantage.
- SRU drove 42 yards after the opening kickoff aided by a 58-yard kickoff return by Cohen Russell.
- Russell returned the ensuing Warrior punt 37 yards to the WSU 32-yard line. Chris D'Or took and handoff and scampered 32 yards down the field for a touchdown.
- WSU freshman punter Hadi Jawad's next punt was downed at the SRU one-yard line. The Rock went 99 yards in five plays with Russell hauling in a 74-yard scoring toss from Noah Grover.
- Kendall Williams had a 26-yard kickoff return. WSU earned three first downs with sophomore kicker Griffin Milovanski converting a 36-yard field goal attempt.
- Slippery Rock took the kickoff and went 77 yards in 11 plays with Grover scoring on a one-yard keeper to extend the SRU advantage to 28-3.
- Russell caught an eight-yard touchdown pass from Grover in the final minute of the first half capping off a 21-yard scoring drive.
- The Warriors took the second half but went three-and-out. The WSU defense stepped up on the next play and forced a fumble. Wayne State had to punt, and Slippery Rock missed a field goal on the ensuing drive.
- Slippery Rock scored the only points of the third quarter on a 16-yard run by Isaiah Edwards.
- Nick Poterack caught an eight-yard pass from freshman quarterback Elijah Taylor to complete the scoring.
- Drake Reid led the WSU defense with eight tackles.

GAME 2 - SEPT. 10

AT WAYNE STATE 30, SHAW 22

Shaw	0	0	7	15	-	22
Wayne State	10	3	7	10	-	30

- WSU - Poterack 33 yd pass from Kulka (Milovanski kick), 12:30, 1st qtr.
- WSU - Milovanski 48 yd field goal, 0:55, 1st qtr.
- WSU - Milovanski 28 yd field goal, 4:21, 2nd qtr.
- SU - Gibbs 29 yd run (Nagra kick), 8:33, 3rd qtr.
- WSU - Williams 7 yd run (Milovanski kick), 5:20, 3rd qtr.
- WSU - Williams 18 yd run (Milovanski kick), 14:18, 4th qtr.
- SU - Barnes 48 yd pass from Peters (Nagra kick), 10:55, 4th qtr.
- WSU - Milovanski 27 yd field goal, 6:54, 4th qtr.
- SU - Brandon 1 yd run (Peters rush), 1:38, 4th qtr.

ATTENDANCE - 2,567

	SU	WSU
First Downs	21	20
Rushes/Yards	40/160	44/254
Passing Yardage	250	102
Total Net Yards	410	356
Completions/Attempts	14/25	12/16
Interceptions Thrown	0	0
Punts/Avg.	3/32.7	3/44.3
Fumbles/Lost	2/2	1/0
Penalties/Yards	7/56	7/85
Third Down Conv.	6/13	3/11
Time of Possession	29:31	30:29

INDIVIDUAL STATISTICS:

RUSHING: SU - Sidney Gibbs 13-88; Jatoine Fields 8-58; Andre Brandon, Jr. 8-20; Christian Peters 10-5; Torrin Campbell 1 (-11). **WSU** - Kendall Williams 14-154; Myren Harris 15-70; Te'Avion Warren 8-32; Josh Kulka 5-8; Team 1 (-1); Manny Harris 1 (-9).

PASSING: SU - Christian Peters 13-23-0-248; Torrin Campbell 1-2-0-2. **WSU** - Josh Kulka 12-16-0-102.

RECEIVING: SU - Jon Barnes 4-77; Elliot Dangerfield, Jr. 3-29; Andre Brandon, Jr. 3-11; Ah'Shaan Belcher 2-78; Jahquel Webb 2-55. **WSU** - Kendall Williams 4-26; Dion Brown 2-24; Myren Harris 2-18; Nick Poterack 1-33; D'Marco Singleton 1-4; Manny Harris 1-1; Charles Wesley 1 (-4).

GAME RECAP: Wayne State won its home opener, 30-22, versus visiting Shaw University in the first visit by an HBCU school to Detroit since Central State traveled to the 313 in 1985.

HOW IT HAPPENED

- Following a 12-yard punt, the Warriors began their possession at the Shaw 44. Josh Kulka completed an 11-yard pass to Myren Harris on a third-and-10. The very next play tight end Nick Poterack hauled in a 33-yard strike from Kulka on a flea-flicker for a 7-0 advantage.
- Following a Shaw punt, WSU drove 36 yards in 12 plays culminating in a 48-yard field goal by Milovanski, which tied for the ninth longest in school history.
- After a Wayne State punt, linebacker Matt Buschman had a sack and forced fumble near midfield, which he recovered and returned eight yards. The Warriors had to settle for a 28-yard Milovanski field goal.
- Shaw went 80 yards in 10 plays with Sidney Gibbs scoring on a 29-yard scamper down the right sideline.
- Wayne State responded with a 67-yard touchdown drive. Kendall Williams had a 14-yard reception, then scored from seven yards out on first-and-goal.
- Julius Wilkerson forced and recovered a fumble, then Williams went around right end for 64 yards. Te'Avion Warren had two carries for 10 yards, before Williams raced 18 yards into the end zone.
- The Bears answered with an 85-yard touchdown drive in seven plays. Christian Peters connected with Jon Barnes on a 48-yard pass play.
- The Warriors took nearly four minutes off the clock with Milovanski connecting on a 27-yard field goal.
- A Hadi Jawad punt pinned the Bears at their own 14. It took Shaw just 1:45 to go 86 yards in six plays.
- Warren recovered the onside kick and WSU was able to run out the clock.

GAME 3 - SEPT. 17

WISCONSIN-LA CROSSE 28, AT WAYNE STATE 21

#11-Wisconsin-La Crosse	0	21	0	7	-	28
Wayne State	7	7	7	0	-	21

- WSU - Myren Harris 5 yd run (Milovanski kick), 5:32, 1st qtr.
- WSU - Fowlkes 51 yd interception return (Milovanski kick), 14:49, 2nd qtr.
- UWL - Studer 8 yd pass from Helterbrand (Beirne kick), 7:47, 2nd Qtr.
- UWL - Schultz 41 yd pass from Garcia (Beirne kick), 3:37, 2nd Qtr.
- UWL - Helterbrand 2 yd run (Beirne kick), 0:06, 2nd qtr.
- WSU - Myren Harris 15 yd run (Milovanski kick), 11:28, 3rd qtr.
- UWL - Bartol 11 yd pass from Garcia (Beirne kick), 11:20, 4th qtr.

ATTENDANCE - 1,982

	UWL	WSU
First Downs	27	14
Rushes/Yards	40/178	30/95
Passing Yardage	265	190
Total Net Yards	443	285
Completions/Attempts	25/38	10/23
Interceptions Thrown	3	1
Punts/Avg.	3/38.0	4/44.0
Fumbles/Lost	0/0	0/0
Penalties/Yards	3/25	5/45
Third Down Conv.	9/12	3/11
Time of Possession	37:29	22:31

INDIVIDUAL STATISTICS:

RUSHING: UWL - Keyser Helterbrand 15-106; Joey Stutzman 19-87; Brant Bohman 2-3; Team 2 (-2); Cade Garcia 2 (-16). **WSU** - Myren Harris 17-72; Kendall Williams 8-34; Manny Harris (1-4); Josh Kulka 4 (-15).

PASSING: UWL - Cade Garcia 16-24-2-218; Keyser Helterbrand 9-14-1-47. **WSU** - Josh Kulka 10-23-1-190.

RECEIVING: UWL - Dustin Schultz 4-67; Max Stubbendick 4-41; Jack Studer 4-33; Matthijs Enters 4-31; Joey Stutzman 3-50; Will Josten 2-11; Ryan Bartol 1-11; Austin Larson 1-9; Cameron Sorenson 1-7; Tyler Stubbendick 1-5. **WSU** - Nick Poterack 2-39; Kendall Williams 2-31; Myren Harris 2-16; A.J. Nichols 1-48; Nathaniel Eberly-Rodriguez 1-35; Dion Brown 1-12; Manny Harris 1-9.

GAME RECAP: Wayne State suffered a 28-21 setback to visiting Wisconsin-La Crosse, the 11th-ranked Division 3 team.

HOW IT HAPPENED

- UWL drove inside the WSU 10-yard line, before Matt Buschman intercepted a pass in the end zone.
- The Warrior offense drove 80 yards in 13 plays to take a 7-0 lead. Nick Poterack had a 19-yard reception and a 20-yard catch on back-to-back series. Myren Harris had four runs accounting for 18 of the final 22 yards.
- On the first play of the second period, Elijah Fowlkes intercepted a Cade Garcia pass and returned it 51 yards for a touchdown giving WSU a 14-0 advantage.
- Wisconsin-La Crosse cut its deficit in half with a 12-play, 75-yard touchdown drive which took over seven minutes off the clock. Joey Stutzman began the drive with back-to-back carries totaling 29 yards.
- After a Wayne State punt, it took UWL just five plays to go 70 yards as Garcia connected with Dustin Schultz on a 41-yard touchdown pass play to even the score at 14-14.
- The Eagles began their next possession with a 40-yard scamper by Helterbrand, who finished the drive with a two-yard touchdown jaunt.
- The Warriors took the second half and drove 70 yards in eight plays. Josh Kulka had a 12-yard pass play to Harris and with a roughing the passer penalty, the ball was near midfield. Kendall Williams had a 17-yard reception, and two plays later Harris went around left end for the 15-yard touchdown run.
- A UWL drive concluded with Garcia connecting with Ryan Bartol on an 11-yard touchdown pass completing a 13-play, 71-yard drive.

GAME 4 - SEPT. 24

#3-GRAND VALLEY 48, AT WAYNE STATE 9

#3-Grand Valley	13	7	14	14	-	48
Wayne State	3	0	6	0	-	9

- GVSU - Walker 34 yd pass from Peterson (Kralapp kick failed), 8:26, 1st qtr.
- WSU - Milovanski 37 yd field goal, 6:19, 1st qtr.
- GVSU - Tariq Reid 59 yd run (Kralapp kick), 5:59, 1st qtr.
- GVSU - Tillman 50 yd pass from Peterson (Kralapp kick), 8:12, 2nd qtr.
- GVSU - Tariq Reid 2 yd run (Kralapp kick), 10:42, 3rd qtr.
- WSU - Kulka 33 yd run (Kulka pass failed), 7:34, 3rd qtr.
- GVSU - Tariq Reid 7 yd run (Kralapp kick), 0:54, 3rd qtr.
- GVSU - Provencher 13 yd run (Kralapp kick), 5:18, 4th qtr.
- GVSU - Downs 37 yd interception return (Kralapp kick), 0:54, 4th qtr.

ATTENDANCE - 4,388

	GVSU	WSU
First Downs	22	21
Rushes/Yards	44/232	20/54
Passing Yardage	257	306
Total Net Yards	489	360
Completions/Attempts	15/28	25/43
Interceptions Thrown	0	1
Punts/Avg.	4/40.8	4/45.5
Fumbles/Lost	1/0	2/2
Penalties/Yards	6/60	6/40
Third Down Conv.	6/13	4/13
Time of Possession	33:58	26:02

INDIVIDUAL STATISTICS:

RUSHING: GVSU - Tariq Reid 17-140; Avery Moore 7-36; Jack Provencher 4-25; Cade Peterson 8-19; Cal Endicott 1-6; Syone Usma-Harper 4-5; Armani Moreno 2-2; Kyle Nott 1 (-1). **WSU** - Josh Kulka 5-30; Myren Harris 10-13; Karmi Mackey 2-5; Kendall Williams 3-2.

PASSING: GVSU - Cade Peterson 9-17-0-172; Cal Endicott 5-9-0-77; Avery Moore 1-2-0-8. **WSU** - Josh Kulka 25-43-1-306.

RECEIVING: GVSU - Jaylon Tillman 5-99; Jacob Miller 3-34; Jahdae Walker 2-66; Scott Cooper 1-26; Jack Provencher 1-12; Drew Peterson 1-9; Kyle Nott 1-8; Cody Tierney 1-3. **WSU** - Dion Brown 6-62; Kendall Williams 4-65; Myren Harris 4-41; Nick Isley 3-56; Nick Poterack 3-50; A.J. Nichols 2-33; Darrin King 2-16; Josh Kulka 1 (-17).

GAME RECAP: In a rare non-conference game against a GLIAC opponent, the visiting Lakers turned a 6-3 lead into a 48-9 victory.

HOW IT HAPPENED

- GVSU went 69 yards in 11 plays with quarterback Cade Peterson tossing a 34-yard touchdown pass to Jahdae Walker on third-and-seven.
- Kendall Williams returned the ensuing kickoff 66 yards to the Grand Valley State 34. Griffin Milovanski connected on a 37-yard field goal attempt.
- On the first play from scrimmage following the kickoff, Tariq Reid scampered 59 yards down the left side for a touchdown giving the Lakers a 13-3 advantage.
- GVSU drove 88 yards in eight plays with Peterson hooking up with Jaylon Tillman on a 50-yard touchdown pass on third-and-10.
- Grand Valley State drove 75 yards in 10 plays on the opening drive of the second half.
- The Wayne State offense responded with a nine-play, 70-yard touchdown drive. Myren Harris gained four yards on a fourth-and-one, then later in the drive Josh Kulka rushed 33 yards for a touchdown on third-and-five.
- GVSU went 75 yards in 13 plays with Reid notching his third rushing touchdown of the contest.
- Following a WSU punt, Jack Provencher had a 13-yard touchdown run with 5:18 remaining.

2022 GAME SUMMARIES/GAMES 5-8

GAME 5 - OCT. 1

NORTHERN MICHIGAN 37, AT WAYNE STATE 30					
Northern Michigan	7	10	10	10	- 37
Wayne State	14	7	3	6	- 30

WSU - Kulka 12 yd run (Milovanski kick), 10:31, 1st qtr.
 NMU - Tyshon King 62 yd run (Riser kick), 9:05, 1st qtr.
 WSU - Mackey 1 yd run (Milovanski kick), 4:41, 1st qtr.
 NMU - Keen 1 yd run (Riser kick), 12:03, 2nd qtr.
 WSU - Kulka 0 yd fumble recovery (Milovanski kick), 8:36, 2nd qtr.
 NMU - Riser 20 yd field, 0:00, 2nd qtr.
 WSU - Milovanski 37 yd field goal, 9:59, 3rd qtr.
 NMU - Riser 27 yd field, 4:24, 3rd qtr.
 NMU - Davis 12 yd pass from Keen (Riser kick), 1:13, 3rd qtr.
 NMU - Tyshon King 19 yd pass from Keen (Riser kick), 9:34, 4th qtr.
 NMU - Riser 37 yd field, 4:12, 4th qtr.
 WSU - E. Taylor 2 yd run, 0:00, 4th qtr.

ATTENDANCE - 4,187

	NMU	WSU
First Downs	23	27
Rushes/Yards	34/146	39/138
Passing Yardage	120	173
Total Net Yards	297	299
Completions/Attempts	23/32	17/34
Interceptions Thrown	0	1
Punts/Avg.	3/36.0	2/42.0
Fumbles/Lost	1/0	3/1
Penalties/Yards	8/80	10/88
Third Down Conv.	4/12	8/14
Time of Possession	30:08	29:52

INDIVIDUAL STATISTICS:

RUSHING: NMU - Tyshon King 16-96; Brock Franklin 10-47; Zach Keen 7-2; Kyle Sahr 1-1. **WSU** - Kendall Williams 6-39; Josh Kulka 10-36; Te'Avion Warren 5-32; Myren Harris 9-27; Karmi Mackey 7-9; Elijah Taylor 2(-5).
PASSING: NMU - Zach Keen 23-29-0-297; Team 0-2-0-0. **WSU** - Josh Kulka 13-23-1-241; Elijah Taylor 4-11-0-58.
RECEIVING: NMU - Brenden Sersaw 9-146; Waytt Davis 3-35; Charlie Gerhard 3-34; Tyshon King 2-27; Kenyon/ta Skinner 2-23; Cameron White 2-18; Christian Powell 1-9; Kyle Sahr 1-5. **WSU** - A.J. Nichols 4-85; Kendall Williams 3-73; Te'Avion Warren 3-35; Dion Brown 2-30; Karmi Mackey 2-29; Nick Poterack 2-22; Nathaniel Eberly-Rodriguez 1-25.

GAME RECAP: Wayne State sled 21-17 at halftime of its annual Homecoming contest, but visiting Northern Michigan outscored the Warriors 20-9 over the final 30 minutes to post a 37-30 win at Tom Adams Field.

HOW IT HAPPENED

- After the WSU defense began the game with a three-and-out, Josh Kulka scored on a 12-yard keeper. The big play of the drive was a 23-yard reception by Kendall Williams on third-and-five.
- NMU's Tyshon King scampered 62 yards for the score.
- The Warriors responded with a nine-play, 75-yard drive that took 4:24 with Karmi Mackey scoring.
- Northern Michigan tied the game with a 12-play, 75-yard touchdown drive on the ensuing possession. Zach Keen concluded the drive with a one-yard plunge.
- Wayne State put together its third consecutive touchdown drive. Myren Harris fumbled at the one-yard line but Kulka recovered in the end zone.
- NMU went 81 yards in 13 plays taking the final 2:02 off the clock. Daniel Riser connected on a 20-yard field goal attempt making the score 21-17 WSU at intermission.
- The Warriors extended their lead to 24-17 on a 37-yard field goal by Griffin Milovanski.
- Riser then made a 27-yard field goal attempt.
- Kulka was intercepted on WSU's next drive leading the Wildcats to its their lead of the game at 27-24.
- Wayne State was unable to convert on fourth down early in the final period, and NMU extended its lead with 63-yard touchdown drive.
- Following a WSU punt, Riser made a 37-yard field goal attempt.
- Elijah Taylor directed a 55-yard touchdown drive in the final 70 seconds with Taylor scoring on a two-yard plunge on the final play of the game.

GAME 6 - OCT. 8

AT MICHIGAN TECH 35, WAYNE STATE 34					
Wayne State	10	7	7	10	- 34
Michigan Tech	7	7	7	14	- 35

MTU - Blackwell 47 yd interception return (Wyble kick), 14:02, 1st qtr.
 WSU - Myren Harris 18 yd run (Milovanski kick), 11:15, 1st qtr.
 WSU - Milovanski 24 yd field goal, 8:20, 1st qtr.
 MTU - Terrian 5 yd pass from Ark (Wyble kick), 14:04, 2nd qtr.
 WSU - Myren Harris 9 yd run (Milovanski kick), 4:10, 2nd qtr.
 WSU - Williams 19 yd run (Milovanski kick), 8:04, 3rd qtr.
 MTU - Michalak 59 yd pass from Ark (Wyble kick), 6:27, 3rd qtr.
 WSU - Williams 48 yd run (Milovanski kick), 11:26, 4th qtr.
 MTU - Willis 79 yd pass from Ark (Wyble kick), 10:59, 4th qtr.
 WSU - Milovanski 24 yd field goal, 8:15, 4th qtr.
 MTU - Ark 1 yd run (Wyble kick), 0:27, 4th qtr.

ATTENDANCE - 2,291

	WSU	MTU
First Downs	21	17
Rushes/Yards	56/414	23/70
Passing Yardage	90	340
Total Net Yards	504	410
Completions/Attempts	9/16	22/31
Interceptions Thrown	2	0
Punts/Avg.	2/44.0	4/40.2
Fumbles/Lost	3/0	3/3
Penalties/Yards	3/35	1/5
Third Down Conv.	6/15	5/11
Time of Possession	34:50	25:04

INDIVIDUAL STATISTICS:

RUSHING: WSU - Myren Harris 36-296; Kendall Williams 11-121; Josh Kulka 7(-1); Karmi Mackey 2(-2). **MTU** - William Marano 15-31; Will Ark 4-30; Darius Willis 1-6; Alex Fries 1-3; Alec Moriarty 2-0.
PASSING: WSU - Josh Kulka 9-16-2-90. **MTU** - Will Ark 22-31-0-340.
RECEIVING: WSU - Kendall Williams 4-29; Dion Brown 3-41; Nick Poterack 1-11; Myren Harris 1-9. **MTU** - Darius Willis 9-183; William Marano 5-53; Brandon Michalak 3-70; Ethan Champney 2-15; Alec Moriarty 1-8; Emmett Boehler 1-6; Luke Terrian 1-5.

GAME RECAP: Wayne State suffered a heart-wrenching 35-34 defeat at Michigan Tech after leading nearly the entire second half.

HOW IT HAPPENED

- The Huskies struck first as Braxton Blackwell had a 47-yard interception return on the third play of scrimmage.
- The Warriors answered back with a 76-yard drive. Josh Kulka and Kendall Williams teamed up for completions of 11 and 13 yards, while Myren Harris rambled 34 yards.
- Michigan Tech mishandled the ensuing kickoff with Michael Smith recovering at the Huskie 30. Dion Brown, Jr. had a 17-yard catch, but a penalty on WSU led to a 24-yard field goal by Griffin Milovanski.
- MTU regained the lead with a nine-play, 65-yard drive.
- Smith forced a fumble, which was recovered by Diamond Duncan. WSU took advantage of the field position, and tallied the go-ahead touchdown.
- A Michigan Tech fumble was recovered by Matt Buschman. It took Wayne State just 2:11 to go 85 yards in five plays. Harris had runs of 18 and 43 yards.
- WSU drove into the red zone thanks to a 33-yard run by Williams, but Kulka was intercepted at the MTU five.
- Following a Michigan Tech punt, Wayne State went 70 yards to take a 31-21 lead. Big plays on the drive were a 17-yard run by Williams, a 10-yard scramble by Kulka.
- MTU wasted little time as Ark found Darius Willis in the left flat and he proceeded to out-run the WSU defense.
- Wayne State extended its lead to 34-28 on a 24-yard field goal by Milovanski.
- Ark scrambled to the one-yard line, where he scored on a keeper on the next play with 27 seconds remaining.

GAME 7 - OCT. 15

AT #27-DAVENPORT 47, WAYNE STATE 43					
Wayne State	7	14	7	15	- 43
#27-Davenport	7	14	6	20	- 47

WSU - Myren Harris 38 yd run (Milovanski kick), 9:11, 1st qtr.
 DU - Smith 9 yd pass from Whittaker (Gielow kick), 6:26, 1st qtr.
 WSU - Williams 36 yd run (Milovanski kick), 14:29, 2nd qtr.
 DU - Smith 8 yd pass from Whittaker (Gielow kick), 11:14, 2nd qtr.
 WSU - Mackey 3 yd run (Milovanski kick), 5:57, 2nd qtr.
 DU - Smith 8 yd pass from Whittaker (Gielow kick), 1:01, 2nd qtr.
 WSU - Myren Harris 6 yd run (Milovanski kick), 7:40, 3rd qtr.
 DU - Livingstone 9 yd pass from Whittaker (Gielow kick failed), 3:02, 3rd qtr.
 DU - Jenkins 2 yd run (Whittaker pass failed), 14:11, 4th qtr.
 DU - Sherrod 20 yd pass from Whittaker (Gielow kick), 11:05, 4th qtr.
 WSU - Kulka 2 yd run (Milovanski kick), 9:03, 4th qtr.
 WSU - Mackey 1 yd run (Kulka rush), 4:55, 4th qtr.
 DU - Henderson 13 yd pass from Whittaker (Gielow kick), 0:09, 4th qtr.

ATTENDANCE - 1,277

	WSU	DU
First Downs	20	28
Rushes/Yards	48/272	31/83
Passing Yardage	110	369
Total Net Yards	382	452
Completions/Attempts	7/17	30/50
Interceptions Thrown	0	2
Punts/Avg.	5/35.4	4/41.0
Fumbles/Lost	5/1	2/1
Penalties/Yards	8/77	10/91
Third Down Conv.	3/12	7/15
Time of Possession	26:42	33:18

INDIVIDUAL STATISTICS:

RUSHING: WSU - Kendall Williams 16-136; Myren Harris 18-76; Josh Kulka 6-33; Karmi Mackey 6-23; Griffin Milovanski 1-9; Team 1(-5). **DU** - Caleef Jenkins 13-52; Kysaw Richards 7-31; Jaier Harden 3-5; Alonzell Henderson 1-3; Jason Whittaker 7(-8).
PASSING: WSU - Josh Kulka 7-17-0-110. **DU** - Jason Whittaker 30-49-2-369; Team 0-1-0-0.
RECEIVING: WSU - Kendall Williams 2-35; Nick Poterack 2-19; A.J. Nichols 1-25; Nathaniel Eberly-Rodriguez 1-19; Myren Harris 1-12. **DU** - Brendan Sherrod 11-143; Preston Smith 9-112; Roy Livingstone 4-73; Alonzell Henderson 4-26; Ky'ren Cunningham 1-12; Jaier Harden 1-3.

GAME RECAP: For the second week in a row on the road, Wayne State fell in the final seconds of the game, this time at unbeaten (6-0) and 27th-ranked Davenport.

HOW IT HAPPENED

- The Warriors had leads of 7-0, 14-7, 21-14 and 28-21 until late in the third quarter when the Panthers started a run of 19 consecutive points to take a 40-28 advantage four minutes into the fourth quarter.
- WSU made it a five-point game with just over nine minutes remaining on a two-yard keeper by Josh Kulka. Kendall Williams had a 62-yard run on the first play following the kickoff.
- On DU's third-down play, Matt Buschman forced a fumble, recovered the loose ball and returned it to the DU 14. Karmi Mackey notched his second touchdown of the contest with a one-yard plunge pushing Wayne State in front 43-40 with 4:55 remaining.
- After an exchange of punts, Davenport went 43 yards in 37 seconds for the game-winning score. A 16-yard completion on fourth-and-11 from Jason Whittaker to Preston Smith, who had three touchdown receptions in the first half, preceded by two plays a 13-yard touchdown pass from Whittaker to Alonzell Henderson.

GAME 8 - OCT. 22

#24-SAGINAW VALLEY 21, AT WAYNE STATE 14					
#24-Saginaw Valley	0	7	0	14	- 21
Wayne State	0	14	0	0	- 14

WSU - Nichols 17 yd pass from Kulka (Milovanski kick), 14:49, 2nd qtr.
 SVSU - Barthwell 13 yd pass from Brito (Luksic kick), 10:50, 2nd qtr.
 WSU - Williams 28 yd run (Milovanski kick), 0:51, 2nd qtr.
 SVSU - Grissom 3 yd run (Luksic kick), 7:42, 4th qtr.
 SVSU - Hinton 9 yd run (Luksic kick), 0:55, 4th qtr.

ATTENDANCE - 3,531

	SVSU	WSU
First Downs	19	19
Rushes/Yards	44/179	28/66
Passing Yardage	100	244
Total Net Yards	279	310
Completions/Attempts	14/20	26/39
Interceptions Thrown	0	2
Punts/Avg.	5/38.2	5/35.6
Fumbles/Lost	3/3	0/0
Penalties/Yards	7/50	2/10
Third Down Conv.	3/10	6/15
Time of Possession	27:52	32:08

INDIVIDUAL STATISTICS:

RUSHING: SVSU - Jarius Grissom 14-81; Isaiah Malcome 13-78; Dante Barthwell 4-23; Derrick Hinton, Jr. 2-22; Earnest Sanders 1-4; Arron Foulkes 1-1; Tyler Amos 1(-4); Casey Williams 1(-12); Andrew Brito 7(-14). **WSU** - Kendall Williams 8-51; Myren Harris 13-22; Josh Kulka 7(-7).
PASSING: SVSU - Andrew Brito 12-17-0-89; Jarius Grissom 2-3-0-11. **WSU** - Josh Kulka 26-39-2-244.
RECEIVING: SVSU - Casey Williams 4-14; Earnest Sanders 3-19; Isaiah Malcome 3-8; Derrick Hinton, Jr. 2-26; Arron Foulkes 1-20; Dante Barthwell 1-13. **WSU** - Kendall Williams 5-60; Dion Brown 5-51; A.J. Nichols 5-49; Nathaniel Eberly-Rodriguez 3-40; Nick Poterack 3-18; Manny Harris 3-16; Darrin King 2-10.

GAME RECAP: For the third consecutive week, Wayne State allowed a game-winning touchdown in the final minute of the fourth quarter. 24th-ranked Saginaw Valley State trailed 14-7 entering the final period but to a touchdown at the mid-point of the stanza preceded a nine-yard touchdown run by Derrick Hinton, Jr. with 55 seconds left giving the visiting Cardinals a 21-14 win.

HOW IT HAPPENED

- Following a Wayne State interception, Matt Buschman returned a Cardinal fumble almost to midfield. It was Buschman's GLIAC-leading fourth fumble recovery of the season.
- The Warrior drive concluded on the second play of the second period as Kulka found true freshman wide receiver A.J. Nichols open over the middle with Nichols recording his first career touchdown reception on the 17-yard pass play.
- Saginaw Valley State answered back with a nine-play, 75-yard touchdown drive that took 3:59.
- WSU took over at the SVSU 37 with 2:32 remaining before intermission and scored in four plays to take a 14-7 lead. On fourth-and-one, Williams went around the left end for the 28-yard touchdown carry.
- At halftime, the Warriors held a 187-91 edge in total offense.
- Derrick Hinton, Jr. began the second half with a 93-yard kickoff return, however on the first play from scrimmage Isaiah Malcome fumbled with Jacob Mass recovering for the Warriors.
- After Mass recorded a 12-yard tackle for loss on second down, Andrew Brito was sacked by Kane Quinlan, who also recovered the fumble.
- Saginaw Valley State scored the tying touchdown on a three-yard rush up the middle by back-up quarterback Jarius Grissom.
- SVSU went 65 yards in 11 plays on its next drive using 4:33 on the clock to score the winning touchdown.

2022 GAME SUMMARIES/GAMES 9-10--GLIAC COMMISSIONER'S AWARD

GAME 9 - NOV. 5

AT GRAND VALLEY STATE 42, WAYNE STATE 14

Wayne State	0	0	0	14	-	14
#1-Grand Valley State	7	7	21	7	-	42

GVSU - Nott 8 yd run (Gorbalk kick), 7:29, 1st qtr.
 GVSU - Peterson 4 yd run (Kralapp kick), 0:03, 2nd qtr.
 GVSU - Tierney 30 yd pass from Peterson (Kralapp kick), 12:31, 3rd qtr.
 GVSU - Peterson 23 yd run (Kralapp kick), 7:53, 3rd qtr.
 GVSU - Cossou 10 yd pass from Peterson (Kralapp kick), 2:18, 3rd qtr.
 GVSU - Reid 27 yd run (Gorbalk kick), 9:06, 4th qtr.
 WSU - Manny Harris 13 yd run (Milovanski kick), 6:26, 4th qtr.
 WSU - Poterack 20 yd pass from Kulka (Milovanski kick), 1:39, 4th qtr.

ATTENDANCE - 9,154

	WSU	GVSU
First Downs	14	22
Rushes/Yards	30/38	39/172
Passing Yardage	174	193
Total Net Yards	212	365
Completions/Attempts	18/31	14/22
Interceptions Thrown	0	0
Punts/Avg.	8/36.0	5/30.6
Fumbles/Lost	1/0	2/0
Penalties/Yards	9/76	5/37
Third Down Conv.	3/14	3/11
Time of Possession	30:23	29:37

INDIVIDUAL STATISTICS:

RUSHING: WSU - Kendall Williams 12-68; Manny Harris 1-13; Myren Harris 5-11; Nick Isley 2-5; Hadi Jawad 1(-1); Josh Kulka 9(-58). **GVSU** - Cade Peterson 9-73; Tariq Reid 11-45; Avery Moore 8-25; Johnt'e Crawford 5-21; Kyle Nott 3-11; Team 3(-3).

PASSING: WSU - Josh Kulka 14-23-0-139; Elijah Taylor 4-8-0-35. **GVSU** - Cade Peterson 13-19-0-182; Cal Endicott 1-3-0-11.

RECEIVING: WSU - Dion Brown 6-56; Kendall Williams 3-27; Manny Harris 3-18; Nick Poterack 2-37; A.J. Nichols 2-21; Nick Isley 1-9; Myren Harris 1-6. **GVSU** - Cody Tierney 5-87; Gavin Cossou 2-21; Jacob Miller 2-15; Drew Peterson 2-10; Jayk Slager 1-30; Darrell Johnson 1-18; Jaylon Tillman 1-12.

GAME RECAP: In its final road game of the season, Wayne State fell 42-14 at top-ranked Grand Valley State.

HOW IT HAPPENED

- GVSU drove 69 yards in five plays with Kyle Nott scoring on an eight-yard run.
- The next seven drives combined ended with punts.
- Following a touchback, the Lakers went 80 yards in 40 seconds. The drive began with a 52-yard keeper by Cade Peterson followed by a 15-yard completion to Cody Tierney. Peterson had a one-yard run before Chuck Worsham cut in front of the GVSU receiver in the end zone but was called for holding. Peterson was awarded a touchdown despite stepping out of bounds at the three-yard line.
- A Wayne State penalty on the kickoff return to start the second half put the ball at the WSU nine yard line. A 22-yard punt into the wind gave GVSU great field position.
- After an eight-yard gain on first down, Tierney had a 30-yard touchdown reception making it 21-0.
- WSU garnered one first down and tried a fake punt near midfield which was unsuccessful. GVSU went 45 yards in six plays with Peterson scoring on a 23-yard keeper.
- Nott returned the ensuing Warrior punt into the end zone, but a Laker holding penalty negated the score. Gavin Cossou concluded that drive with a 10-yard touchdown reception.
- Following back-to-back sacks by the Laker defense, and a shank punt by the Warriors, GVSU had the ball at the Grand Valley State 48. Tariq Reid scored on a two-yard jaunt.
- A 21-yard kickoff return by Te'Avion Warren gave WSU the ball at its own 41-yard line. Kendall Williams had a 25-yard carry on second down. On fourth-and-nine, Josh Kulka connected with Dion Brown, Jr. on an 18-yard pass play. Two plays later, Manny Harris scored on a 13-yard reverse.
- The Wayne State defense forced a three-and-out, and the offense put together a seven-play, 53-yard touchdown drive. A.J. Nichols had a 14-yard reception, two plays prior to a nine-yard catch by Nick Isley. Nick Poterack hauled in a 20-yard touchdown pass from Kulka to complete the scoring.

GAME 10 - NOV. 12

FERRIS STATE 40, AT WAYNE STATE 14

#6-Ferris State	14	16	0	10	-	40
Wayne State	7	0	7	0	-	14

FSU - Gulker 4 yd run (Jewett kick), 12:41, 1st qtr.
 WSU - Ford 20 yd pass from Brown (Milovanski kick), 4:42, 1st qtr.
 FSU - O'Brien 35 yd pass from Gulker (Jewett kick), 2:38, 1st qtr.
 FSU - Team Safety, 8:53, 2nd qtr.
 FSU - Gulker 13 yd run (Jewett kick), 6:06, 2nd qtr.
 FSU - Gulker 1 yd run (Jewett kick), 0:13, 2nd qtr.
 WSU - Myren Harris 1 yd run (Milovanski kick), 8:55, 3rd qtr.
 FSU - Thomas 28 yd fumble recovery (Jewett kick), 10:17, 4th qtr.
 FSU - Jewett 21 yd field goal, 5:29, 4th qtr.

ATTENDANCE - 1,675

	FSU	WSU
First Downs	27	8
Rushes/Yards	56/330	29/15
Passing Yardage	215	108
Total Net Yards	545	123
Completions/Attempts	11/22	11/28
Interceptions Thrown	2	0
Punts/Avg.	2/34.0	10/34.0
Fumbles/Lost	5/3	2/2
Penalties/Yards	8/70	7/45
Third Down Conv.	8/13	1/14
Time of Possession	32:50	27:10

INDIVIDUAL STATISTICS:

RUSHING: FSU - Carson Gulker 26-180; CJ Jefferson 6-37; Zamir Lundy-Knighten 8-37; Marcus Taylor 9-33; James Coby 2-18; Jesse Rivera 4-17; Emari O'Brien 1-8.

WSU - Myren Harris 11-39; Kendall Williams 8-30; Manny Harris 1-1; Josh Kulka 9(-55).

PASSING: FSU - Carson Gulker 9-17-2-197; Jesse Rivera 2-4-0-18; Mylik Mitchell 0-1-0-0. **WSU** - Josh Kulka 10-25-0-88; Elijah Taylor 0-2-0-0; Dion Brown 1-1-0-20.

RECEIVING: FSU - CJ Jefferson 4-58; Tyrese Hunt-Thompson 3-88; Emari O'Brien 1-35; Marcus Taylor 1-16; Deion Small 1-13; Dezmin Lyburtus 1-5. **WSU** - Kendall Williams 5-51; Nick Poterack 3-28; Kameron Ford 2-24; Nathaniel Eberly-Rodriguez 1-5.

GAME RECAP: Wayne State had its 2022 campaign come to a close with a 40-14 setback to sixth-ranked Ferris State, who ended up winning the national championship.

HOW IT HAPPENED

- The Bulldogs took the opening kickoff and went 73 yards. The big play was a 69-yard pass from Carson Gulker to Tyrese Hunt-Thompson.
- The Warriors knotted the game at 7-7 on an eight-play, 69-yard drive in 3:50. Myren Harris had a 25-yard carry on fourth-and-one to extend the drive. Two plays later Dion Brown, Jr. took a lateral and threw a 20-yard touchdown pass to Kameron Ford.
- Ferris State answered with 60-yard touchdown drive.
- After a Wayne State punt, FSU had a first-and-goal but back-to-back incompletions preceded a 14-yard loss on a fumble and a fourth down incompletion.
- Each team fumbled on its next possession, with Matt Buschman recovering his national-leading fifth fumble.
- WSU's fourth down punt was blocked and went out of the end zone for a safety.
- On the first play after a Warrior punt, CJ Jefferson went 54 yards with a pass from Gulker, before Buschman forced a fumble which was recovered by Myles Harris.
- Ferris State extended its lead to 30-7 just 13 seconds before intermission on a one-yard plunge by Gulker.
- Three plays after a Wayne State punt, Buschman intercepted a Gulker pass. Josh Kulka had a 39-yard completion to Kendall Williams on the first play, then Myren Harris scored on a one-yard rush.
- Emari Perkins forced and recovered a Bulldog fumble on the ensuing drive. After a three-and-out by the Wayne State offense, Kofe Kimbrell made a diving interception on a third down pass play by FSU.

The Wayne State University football program has had eight individuals earn a total of 10 GLIAC Commissioner's Awards since the inception of the program for the 2007-08 academic year.

The most recent honorees were offensive linemen Landin Mitchell and Lane Potter for the 2020-21 academic year.

The Commissioner's Awards are issued after the Fall, Winter and Spring seasons and highlight six female and six male athletes that excel in both the classroom and on the field of play each season.

Sixty (60) WSU student-athletes have earned this award a total of 76 times. The 16 two-time recipients are Alison Allen (softball), Cauli Bedran (men's swimming), Lyndsay Butler (softball), Luka Cvetko (men's swimming), Thomas Ducret (men's tennis), Karter Fitzpatrick (baseball), Jordan Fox (women's swimming), Grant Haefner (men's golf), Ryan Katulski (men's swimming), Catherine Leix (women's swimming), Stewart Nowinski (men's swimming), Josh Renel (football), Kayla Scott (women's swimming), Ashley St. Andrew (women's swimming), Kyle Toth (football) and Mike Wiseman (baseball).

The eight WSU student-athletes to earn the GLIAC Commissioner's Award during the 2022-23 academic year were women's swimmer Jordan Fox, women's diver Mikaela Senkus, men's swimmers Luka Cvetko and Stewart Nowinski, women's tennis player Anais Ruysen, baseball pitcher Karter Fitzpatrick, and men's tennis standout Daniel Grey.

Warrior football student-athletes to receive the Commissioner's Award include Josh Renel (2010 and 2011), Mickey Mohner (2012), Nick Thomas (2012), Chet Privett (2013), Trent Brodbeck (2016), Kyle Toth (2018 and 2019), Landin Mitchell (2020) and Lane Potter (2020).



Two-time GLIAC Commissioner Award recipient Josh Renel is pictured above scoring the first touchdown of the 2011 national semifinal win at Winston-Salem State. He would also score the first touchdown of the 2011 national championship game returning the opening kickoff 93 yards.



Two-time GLIAC Commissioner Award recipient Kyle Toth is pictured. He was voted to the CoSIDA Academic All-America First Team in both 2018 and 2019. Toth played in 41 contests, starting the last 33 games for the Green and Gold. He concluded his collegiate career with 199 career tackles (120-79).

2020 WSU Football GLIAC Commissioner's Award Recipients



Landin Mitchell started all 22 games in his two seasons at WSU.



Lane Potter started all 44 games in his collegiate career, which is tied-for-third in program history.

2022 WAYNE STATE STATISTICS

2022 Final Wayne State University Statistics

Overall Record: 1-9
Home Record: 1-5
Road Record: 0-4

DATE	OPPONENT	W/L	SCORE	ATTEND
Sep 03, 2022	at #23 Slippery Rock	L	10-42	7112
Sep 10, 2022	SHAW	W	30-22	2567
Sep 17, 2022	#11 WIS.-LA CROSSE	L	21-28	1982
Sep 24, 2022	#3 GRAND VALLEY STATE	L	9-48	4388
*Oct 01, 2022	NORTHERN MICHIGAN	L	30-37	4187
*Oct 08, 2022	at Michigan Tech	L	34-35	2291
*Oct 15, 2022	at #27 Davenport	L	43-47	1277
*Oct 22, 2022	#24 SAGINAW VALLEY	L	14-21	3531
*Nov 05, 2022	at #1 Grand Valley Stat	L	14-42	9154
*Nov 12, 2022	#6 FERRIS ST.	L	14-40	1675

*-GLIAC Game

TEAM STATISTICS	WS	OPP
SCORING	219	362
Points Per Game	21.9	36.2
Points Off Turnovers	.77	.56
FIRST DOWNS	181	224
Rushing	.83	.98
Passing	.78	1.09
Penalty	.20	.17
RUSHING YARDAGE	1483	1681
Yards gained rushing	1808	1927
Yards lost rushing	325	246
Rushing Attempts	364	378
Average Per Rush	4.1	4.4
Average Per Game	148.3	168.1
TDs Rushing	.22	.23
PASSING YARDAGE	1727	2562
Comp-Att-Int	147-283-9	188-297-7
Average Per Pass	6.1	8.6
Average Per Catch	11.7	13.6
Average Per Game	172.7	256.2
TDs Passing	.5	.24
TOTAL OFFENSE	3210	4243
Total Plays	647	675
Average Per Play	5.0	6.3
Average Per Game	321.0	424.3
KICK RETURNS: #-Yards	41-741	28-645
PUNT RETURNS: #-Yards	9-45	14-177
INT RETURNS: #-Yards	7-75	9-118
KICK RETURN AVERAGE	18.1	23.0
PUNT RETURN AVERAGE	5.0	12.6
INT RETURN AVERAGE	10.7	14.8
FUMBLES-LOST	19-6	20-13
PENALTIES-Yards	66-586	65-565
Average Per Game	58.6	56.5
PUNTS-Yards	48-1848	36-1345
Average Per Punt	38.5	37.4
Net punt average	32.7	32.8
KICKOFFS-Yards	46-2503	62-3248
Average Per Kick	54.4	52.4
Net kick average	32.2	35.6
TIME OF POSSESSION/Game	29:36	30:24
3RD-DOWN Conversions	42/137	53/120
3rd-Down Pct	31%	44%
4TH-DOWN Conversions	15/25	14/18
4th-Down Pct	60%	78%
SACKS BY-Yards	16-113	32-188
MISC YARDS	-4	7
TOUCHDOWNS SCORED	28	50
FIELD GOALS-ATTEMPTS	8-11	4-5
ON-SIDE KICKS	0-0	0-1
RED-ZONE SCORES	(28-33) 85%	(37-47) 79%
RED-ZONE TOUCHDOWNS	(21-33) 64%	(33-47) 70%
PAT-ATTEMPTS	(25-25) 100%	(46-48) 96%
ATTENDANCE	18330	19834
Games/Avg Per Game	6/3055	4/4958

SCORE BY QUARTERS	1st	2nd	3rd	4th	OT	Total
Wayne State	58	55	44	62	0	219
Opponents	76	103	72	111	0	362

RUSHING	GP-GS	Att	Gain	Loss	Net	Avg	TD	Long	Avg/G
Kendall Williams	10-8	93	712	32	680	7.3	6	65	68.0
Myren Harris	10-5	147	699	43	656	4.5	7	43	65.6
Te'Avion Warren	8-1	16	76	4	72	4.5	0	15	9.0
Karmi Mackey	5-0	20	47	4	43	2.2	3	9	8.6
Manny Harris	6-2	5	38	9	29	5.8	1	20	4.8
Elijah Taylor	4-0	8	39	12	27	3.4	1	8	6.8
Griffin Milovanski	10-0	1	9	0	9	9.0	0	9	0.9
Nick Isley	10-0	2	5	0	5	2.5	0	4	0.5
Hadi Jawad	8-0	1	0	1	-1	-1.0	0	0	-0.1
TEAM	7	2	0	6	-6	-3.0	0	0	-0.9
Josh Kulka	10-10	69	183	214	-31	-0.4	4	33	-3.1
Total	10	364	1808	325	1483	4.1	22	65	148.3
Opponents	10	378	1927	246	1681	4.4	23	62	168.1

PASSING	GP-GS	Effic	Comp-Att-Int	Pct	Yds	TD	Lng	Avg/G
Josh Kulka	10-10	105.6	131-241-8	54.4	1544	3	49	154.4
Elijah Taylor	4-0	73.2	15-41-1	36.6	163	1	18	40.8
Dion Brown	10	598.0	1-1-0	100.0	20	1	20	2.0
Total	10	102.7	147-283-9	51.9	1727	5	49	172.7
Opponents	10	157.7	188-297-7	63.3	2562	24	79	256.2

RECEIVING	GP-GS	No.	Yds	Avg	TD	Long	Avg/G
Kendall Williams	10-8	34	410	12.1	0	39	41.0
Dion Brown	10-8	25	276	11.0	0	18	27.6
Nick Poterack	10-10	23	291	12.7	3	33	29.1
A.J. Nichols	8-6	15	261	17.4	1	49	32.6
Myren Harris	10-5	12	111	9.2	0	17	11.1
Manny Harris	6-2	11	80	7.3	0	15	13.3
Na. Eberly-Rodriguez	10-5	7	124	17.7	0	35	12.4
Nick Isley	10-0	4	65	16.2	0	37	6.5
Te'Avion Warren	8-1	4	46	11.5	0	15	5.8
Darrin C. King	10-0	4	26	6.5	0	9	2.6
Karmi Mackey	5-0	2	29	14.5	0	17	5.8
Kameron Ford	4-1	2	24	12.0	1	20	6.0
D'Marco Singleton	10-0	2	5	2.5	0	4	0.5
Charles Wesley	10-7	1	-4	-4.0	0	0	-0.4
Josh Kulka	10-10	1	-17	-17.0	0	0	-1.7
Total	10	147	1727	11.7	5	49	172.7
Opponents	10	188	2562	13.6	24	79	256.2

PUNT RETURNS	No.	Yds	Avg	TD	Long
Manny Harris	4	20	5.0	0	15
Dion Brown	3	23	7.7	0	15
Nick Isley	1	-2	-2.0	0	0
Te'Avion Warren	1	4	4.0	0	4
Total	9	45	5.0	0	15
Opponents	14	177	12.6	0	37

KICK RETURNS	No.	Yds	Avg	TD	Long
Kendall Williams	22	461	21.0	0	66
Manny Harris	6	109	18.2	0	26
Te'Avion Warren	5	96	19.2	0	35
Will Butler	3	13	4.3	0	12
Myren Harris	1	16	16.0	0	16
Nick Hayward	1	9	9.0	0	9
Martell Hill	1	0	0.0	0	0
Darrin C. King	1	18	18.0	0	18
D'Marco Singleton	1	19	19.0	0	19
Total	41	741	18.1	0	66
Opponents	28	645	23.0	0	93

INTERCEPTIONS	No.	Yds	Avg	TD	Long
Elijah Fowlkes	2	54	27.0	1	51
Matt Buschman	2	8	4.0	0	8
Kofe Kimbrell	1	0	0.0	0	0
Jacob Mass	1	13	13.0	0	13
Drake Reid	1	0	0.0	0	0
Total	7	75	10.7	1	51
Opponents	9	118	13.1	1	47

FUMBLE RETURNS	No.	Yds	Avg	TD	Long
Matt Buschman	4	47	11.8	0	21
Diamond Duncan	1	0	0.0	0	0
Myles Harris	1	9	9.0	0	9
Total	6	56	9.3	0	21
Opponents	2	65	32.5	2	37

2022 WAYNE STATE GAME STARTERS/LONG PLAYS

OFFENSE	WR	WR/RB/TE	TE	LT	LG	C	RG	RT	QB	FB/RB/TE	RB
at Slippery Rock	M. Nicklin	D. Brown, Jr.	Poterack	Schompert	N. Nicklin	Kukal	Roberts	Bustard	Kulka	Butler	Myren Harris
Shaw	Manny Harris	Williams	Poterack	Schompert	Wesley	N. Nicklin	Roberts	Bustard	Kulka	Warren	Myren Harris
Wisconsin-La Crosse	Manny Harris	Eberly - Rod.	Poterack	Schompert	Wesley	N. Nicklin	Roberts	Bustard	Kulka	Butler	Williams
Grand Valley State	Nichols	D. Brown, Jr.	Poterack	Schompert	N. Nicklin	Kukal	Waibel	Bustard	Kulka	Eberly - Rod.	Williams
Northern Michigan	Nichols	D. Brown, Jr.	Poterack	Schompert	N. Nicklin	Kukal	Waibel	Bustard	Kulka	Williams	Myren Harris
at Michigan Tech	Nichols	D. Brown, Jr.	Poterack	Schompert	Wesley	N. Nicklin	Waibel	Bustard	Kulka	Butler	Williams
at Davenport	Nichols	D. Brown, Jr.	Poterack	Schompert	Wesley	Roberts	Waibel	Bustard	Kulka	Eberly - Rod.	Williams
Saginaw Valley State	Nichols	D. Brown, Jr.	Poterack	Schompert	Wesley	Roberts	Waibel	Bustard	Kulka	Eberly-Rod.	Williams
at Grand Valley State	Nichols	D. Brown, Jr.	Poterack	Tweedy	Wesley	Roberts	Waibel	Bustard	Kulka	Williams	Myren Harris
Ferris State	Ford	D. Brown, Jr.	Poterack	Schompert	Wesley	Kukal	Waibel	Bustard	Kulka	Eberly-Rod.	Myren Harris

DEFENSE	DE	NT	DT	DE	LB	LB	LB/CB	CB	CB	S	S
at Slippery Rock	Banaszak	Ellington III	Duncan	J. Mass	Perkins	Wilkerson	Buschman	Reid	D. Green	Myles Harris	Hawkins, Jr.
Shaw	Banaszak	Ellington III	Duncan	J. Mass	Perkins	Wilkerson	Buschman	Reid	Fowlkes	Myles Harris	Hawkins, Jr.
Wisconsin-La Crosse	Banaszak	Ellington III	Duncan	J. Mass	Perkins	Wilkerson	Buschman	Reid	Fowlkes	Loya	Vredeveld
Grand Valley State	Banaszak	Ellington III	Duncan	J. Mass	Perkins	Wilkerson	Buschman	Reid	Fowlkes	Loya	Gillam
Northern Michigan	Banaszak	Ellington III	Duncan	J. Mass	Perkins	Wilkerson	Buschman	Reid	Fowlkes	Myles Harris	B. Hill
at Michigan Tech	Banaszak	Ellington III	Duncan	J. Mass	Perkins	Wilkerson	Edwards	Reid	Fowlkes	Myles Harris	B. Hill
at Davenport	Banaszak	Ellington III	Duncan	J. Mass	Tipps-Clemons	Wilkerson	Buschman	Edwards	Worsham III	Myles Harris	Reid
Saginaw Valley State	Banaszak	Ellington III	Duncan	J. Mass	Tipps-Clemons	Wilkerson	Buschman	Reid	M. Hill	Myles Harris	B. Hill
at Grand Valley State	Banaszak	Ellington III	Quinlan	J. Mass	Tipps-Clemons	Wilkerson	Buschman	Worsham III	Edwards	Myles Harris	Reid
Ferris State	Banaszak	Ellington III	Duncan	J. Mass	Tipps-Clemons	Wilkerson	Buschman	Worsham III	Reid	Myles Harris	B. Hill

LONG PLAYS BY THE NUMBERS

Plays by Yards..... No.	
20-29	30
30-39	13
40-49	6
50-59	1
60-69	3
70-79	0
80-89	0
90-99	0
100+	0
TOTAL.....	53
Plays by Type..... No.	
Passing.....	19
Rushing.....	18
Kickoff Returns.....	14
Fumble Returns.....	1
Interceptions.....	1
Punt Returns.....	0
Touchdowns.....	9
TOTAL	53

20-YARDS PLUS BY PLAYER

Player	No.	TDs	Type
Kendall Williams	26	3	RU, RE, KR
Myren Harris	6	1	RU
Nick Poterack	4	2	RE
A.J. Nichols	4	0	RE
Te'Avion Warren	3	0	KR
Na. Eberly-Rodriguez	3	0	RE
Manny Harris	2	0	RU, KR
Josh Kulka	1	1	RU
Elijah Fowlkes	1	1	INT
Kameron Ford	1	1	RE
Matt Buschman	1	0	F
Nick Isley	1	0	RE

Legend: P - Pass; RU - Rush; RE - Receiving; KR - Kick Return; PR - Punt Return; INT - Interception; F - Fumble Return; BF - Blocked Field Goal Return; BP - Blocked Punt Return.

LONGEST PLAYS OF THE YEAR

Rushing	Kendall Williams vs. Shaw (Sept. 10) -- 65 Yards
Passing	Josh Kulka to A.J. Nichols vs. Northern Michigan (Oct. 1) -- 49 Yards
Punt Return	Manny Harris vs. Slippery Rock (Sept. 3) -- 15 Yards Dion Brown, Jr. at Michigan Tech (Oct. 8) -- 15 Yards
Kickoff Return	Kendall Williams vs. Grand Valley State (Sept. 24) -- 66 Yards
Interception Return	Elijah Fowlkes vs. Wis.-La Crosse (Sept. 17) -- 51 Yards (TD)
Fumble Return	Matt Buschman at Davenport (Oct. 15) -- 21 Yards
Field Goal	Griffin Milovanski vs. Shaw (Sept. 10) -- 48 Yards
Punt	Hadi Jawad vs. Wis.-La Crosse (Sept. 17) -- 66 Yards

2022 WAYNE STATE SCORING DRIVES/RED ZONE

SCORING DRIVES

OPPONENT	DRIVE	RESULT	QTR.	PLAY	OPPONENT	DRIVE	RESULT	QTR.	PLAY
Slippery Rock	11-40-5:31	FG	2	Griffin Milovanski 36 yd field goal	Michigan Tech	7-19-2:53	FG	1	Griffin Milovanski 24 yd field goal
Slippery Rock	11-50-4:55	TD	4	Nick Poterack 8 yd pass from Elijah Taylor (Griffin Milovanski kick)	Michigan Tech	6-47-2:45	TD	2	Myren Harris 9 yd run (Griffin Milovanski kick)
Shaw	4-44-1:21	TD	1	Nick Poterack 33 yd pass from Josh Kulka (Griffin Milovanski kick)	Michigan Tech	5-85-2:11	TD	3	Kendall Williams 19 yd run (Griffin Milovanski kick)
Shaw	12-36-6:07	FG	1	Griffin Milovanski 48 yd field goal	Michigan Tech	6-70-3:19	TD	4	Kendall Williams 48 yd run (Griffin Milovanski kick)
Shaw	7-26-3:01	FG	2	Griffin Milovanski 28 yd field goal	Michigan Tech	5-48-2:35	FG	4	Griffin Milovanski 24 yd field goal
Shaw	8-67-3:06	TD	3	Kendall Williams 7 yd run (Griffin Milovanski kick)	Davenport	3-52-1:10	TD	1	Myren Harris 38 yd run (Griffin Milovanski kick)
Shaw	4-87-2:27	TD	4	Kendall Williams 18 yd run (Griffin Milovanski kick)	Davenport	6-80-1:51	TD	2	Kendall Williams 36 yd run (Griffin Milovanski kick)
Shaw	7-39-3:53	FG	4	Griffin Milovanski 27 yd field goal	Davenport	10-56-5:11	TD	2	Karmi Mackey 3 yd run (Griffin Milovanski kick)
Wis.-La Crosse	13-80-5:08	TD	1	Myren Harris 5 yd run (Griffin Milovanski kick)	Davenport	9-80-4:08	TD	3	Myren Harris 6 yd run (Griffin Milovanski kick)
Wis.-La Crosse	----	TD	2	Elijah Fowlkes 51 yd interception return (Griffin Milovanski kick)	Davenport	5-70-1:57	TD	4	Josh Kulka 2 yd run (Griffin Milovanski kick)
Wis.-La Crosse	8-70-3:30	TD	3	Myren Harris 15 yd run (Griffin Milovanski kick)	Davenport	6-35-3:07	TD	4	Karmi Mackey 1 yd run (Josh Kulka run)
Grand Valley	5-14-1:54	FG	1	Griffin Milovanski 37 yd field goal	Saginaw Valley	8-54-3:27	TD	2	A.J. Nichols 17 yd pass from Josh Kulka (Griffin Milovanski kick)
Grand Valley	9-70-3:00	TD	3	Josh Kulka 33 yd run (Josh Kulka pass failed)	Saginaw Valley	4-37-1:41	TD	2	Kendall Williams 28 yd run (Griffin Milovanski kick)
Northern Michigan	7-55-2:57	TD	1	Josh Kulka 12 yd run (Griffin Milovanski kick)	Grand Valley	8-59-2:40	TD	4	Manny Harris 13 yd run (Griffin Milovanski kick)
Northern Michigan	9-75-4:24	TD	1	Karmi Mackey 1 yd run (Griffin Milovanski kick)	Grand Valley	7-53-3:02	TD	4	Nick Poterack 20 yd pass from Josh Kulka (Griffin Milovanski kick)
Northern Michigan	8-75-3:27	TD	2	Josh Kulka 0 yd fumble recovery (Griffin Milovanski kick)	Ferris State	8-69-3:50	TD	1	Kameron Ford 20 yd pass from Dion Brown, Jr. (Griffin Milovanski kick)
Northern Michigan	11-55-5:01	FG	3	Griffin Milovanski 37 yd field goal	Ferris State	2-40-0:35	TD	3	Myren Harris 1 yd run (Griffin Milovanski kick)
Northern Michigan	7-55-1:10	TD	4	Elijah Taylor 2 yd run					
Michigan Tech	8-76-2:41	TD	1	Myren Harris 18 yd run (Griffin Milovanski kick)					

SCORING DRIVE ANALYSIS

	MINUS	0-9	10-19	20-29	30-39	40-49	50-59	60-69	70-79	80-89	90-99	OT
Wayne State TD	0	0	1	0	1	3	8	2	7	5	0	0
Wayne State FG	0	0	2	1	2	2	1	0	0	0	0	0
Opponent TD	0	0	0	3	6	3	5	10	13	6	1	0
Opponent FG	0	0	0	0	1	1	0	1	0	1	0	0

RED ZONE ANALYSIS

WAYNE STATE

OPPONENT

GAME	TOTAL DRIVES	INSIDE 20	TD/FG	PCT.	TOTAL DRIVES	INSIDE 20	TD/FG	PCT.
at Slippery Rock	12	3	1/1	.667	12	5	4/0	.800
Shaw	11	4	2/2	1.000	10	2	1/0	.500
Wis.-La Crosse	10	3	2/0	.667	11	5	3/0	.600
Grand Valley State	11	1	0/1	1.000	11	3	3/0	1.000
Northern Michigan	10	6	4/1	.833	10	6	3/3	1.000
at Michigan Tech	14	6	3/2	.833	11	3	2/0	.667
at Davenport	14	4	4/0	1.000	14	8	7/0	.875
Saginaw Valley State	12	2	1/0	.500	12	4	3/0	.750
at Grand Valley State	12	2	2/0	1.000	12	4	4/0	1.000
Ferris State	15	2	2/0	1.000	14	7	3/1	.571
TOTAL	121	33	21/7	.848	117	47	33/4	.790

2022 TEAM STATISTICS COMPARISON

Opponent	Score	FIRST DOWNS			RUSHING		PASSING		PASSING Yards	TOTAL OFFENSE Plays-Yards	Return Yards	Turn- Overs
		Total	Rush	Pass	Pen	Att-Yards	Comp-Att-Int					
Slippery Rock	10-42	17/18	9/3	5/13	3/2	40-137/27-131	12-36-2/20-29-0	104/276	76-241/56-407	169/172	2/1	
SHAW	30-22	20/21	14/9	4/9	2/3	44-254/40-160	12-16-0/14-25-0	102/250	60-356/65-410	72/68	0/2	
WIS.-LA CROSSE	21-28	14/27	6/10	7/16	1/1	30-95/40-178	10-23-1/25-38-3	190/265	53-285/78-443	89/1	1/3	
GRAND VALLEY ST.	9-48	21/22	4/13	16/8	1/1	20-54/44-232	25-43-1/15-28-0	306/257	63-360/72-489	159/71	3/0	
NORTHERN MICH.	30-37	27/23	9/6	14/14	4/3	39-138/34-146	17-34-1/23-32-0	299/297	73-437/66-443	27/26	2/0	
Michigan Tech	34-35	21/17	15/7	5/10	1/0	56-414/23-70	9-16-2/22-31-0	90/340	72-504/54-410	103/151	2/3	
Davenport	43-47	20/28	10/6	5/19	5/3	48-272/31-83	7-17-0/30-50-2	110/369	65-382/81-452	78/182	1/3	
SAGINAW VALLEY	14-21	19/19	5/15	13/4	1/0	28-66/44-179	26-39-2/14-20-0	244/100	67-310/64-279	39/151	2/3	
Grand Valley St.	14-42	14/22	6/9	7/10	1/3	30-38/39-172	18-31-0/14-22-0	174/193	61-212/61-365	54/47	0/0	
FERRIS STATE	14-40	8/27	5/20	2/6	1/1	29-15/56-330	11-28-0/11-22-2	108/215	57-123/78-545	127/136	2/5	
Totals	219-362	181/224	83/98	78/109	20/17	364-1483/378-1681	147-283-9/188-297-7	1727/2562	647-3210/675-4243	917/1005	15/20	

Note: Game totals are displayed in the format TEAM/OPPONENT for each category

	3rd Down		4th Down		Time of		TOP Margin	Avg		Avg Yards/Play	Punting		Penalties	
	Conversions	Conversions	Conversions	Conversions	Possession	Margin		Yards/Rush	Yards/Pass		Number-Avg	Number-Yds		
Slippery Rock	5-18/2-10	2-4/2-2	35:47/24:13	11:34	3:4/4.9	2.0/9.5	3.2/7.3	5-40.4/3-41.7	9-85/10-79					
SHAW	3-11/6-13	1-1/0-2	30:29/29:31	0:58	5.8/4.0	6.4/10.0	5.9/6.3	3-44.3/3-32.7	7-85/7-56					
WIS.-LA CROSSE	3-11/9-12	1-1/0-0	22:31/37:29	-14:58	3.2/4.4	8.3/7.0	5.4/5.7	4-44.0/3-38.0	5-45/3-25					
GRAND VALLEY ST.	4-13/6-13	2-4/3-3	26:02/33:58	-7:56	2.7/5.3	7.1/9.2	5.7/6.8	4-45.5/4-40.8	6-40/6-60					
NORTHERN MICH.	8-14/4-12	0-1/2-2	29:52/30:08	-0:16	3.5/4.3	8.8/9.3	6.0/6.7	2-42.0/3-36.0	10-88/8-80					
Michigan Tech	6-15/5-11	1-3/1-2	34:56/25:04	9:52	7.4/3.0	5.6/11.0	7.0/7.6	2-44.0/4-40.2	3-35/1-5					
Davenport	3-12/7-15	3-4/3-3	26:42/33:18	-6:36	5.7/2.7	6.5/7.4	5.9/5.6	5-35.4/4-41.0	8-77/10-91					
SAGINAW VALLEY	6-15/3-10	1-2/1-1	32:08/27:52	4:16	2.4/4.1	6.3/5.0	4.6/4.4	5-35.6/5-38.2	2-10/7-50					
Grand Valley St.	3-14/3-11	2-3/2-2	30:23/29:37	0:46	1.3/4.4	5.6/8.8	3.5/6.0	8-36.0/5-30.6	9-76/5-37					
FERRIS STATE	1-14/8-13	2-2/0-1	27:10/32:50	5:40	0.5/5.9	3.9/9.8	2.2/7.0	10-34.0/2-34.0	7-45/8-70					
Totals	42-137/53-120	15-25/14-18	295:54/304:00	-8:00	4.1/4.4	6.1/8.6	5.0/6.3	48-38.5/36-37.4	66-586/65-553					

Note: Game totals are displayed in the format TEAM/OPPONENT for each category

2022 WSU PARTICIPATION

GAME PARTICIPATION..... GP/GS NOTES

Chidibere Anaele	9/0	Played in the final nine games primarily as a back-up safety
Sean Banaszak	10/10	Started all 10 games at defensive end
Tom Beckman	4/0	Played in the first four games as a back-up defensive end
Dion Brown, Jr.	10/8	Made all eight starts at wide receiver
Matt Buschman	10/8	Made all nine starts at linebacker
Blake Bustard	10/10	Started all 10 games at right tackle
Will Butler	10/3	Started vs. Slippery Rock, Wis.-La Crosse and Michigan Tech
Charles Coy III	6/0	Appeared in four of the first five games, and the final two
Damond Duncan	9/9	All nine starts were as a defensive tackle
Jacob Edelman	2/0	Played in final two games as a defensive lineman
Chandler Edwards	8/3	All three starts came at cornerback
Charles Ellington III	10/10	Started all 10 games at defensive tackle
Kameron Ford	4/1	Started on Senior Day vs. Ferris State
Noah Foster	4/0	Played in four games, including the final three contests
Elijah Fowlkes	7/5	Started five consecutive games at cornerback
Chris Gillam	5/1	Played in five of the first seven games; lone start at safety
Blake Gilliam	8/0	Played as a linebacker in the first four and last four games
David Green	7/1	Started season opener at Slippery Rock as a cornerback
Tommy Guajardo	2/0	Played in two of the first three games
Manny Harris	6/2	Both starts came at wide receiver - vs. Shaw and UWL
Myles Harris	9/8	Started first two games and final six at safety
Myren Harris	10/5	Started five games at running back
Justin Hart	9/0	Played in final nine games either on special teams or at LB
Shavez Hawkins, Jr.	2/2	Started first two games at safety before injury
Nick Hayward	9/0	Played in the final nine games
Brian Hill	5/4	Started four of the final six games at safety
Martell Hill	6/1	Started at cornerback vs. Saginaw Valley State
Nick Isley	10/0	Played in all 10 games, primarily on special teams
Hadi Jawad	8/0	Served as punter and handling kickoffs in seven games each
Kofe Kimbrell	10/0	Appeared in all 10 games as a defensive end
Darrin King II	10/0	Played in all 10 games primarily on special teams and at WR
Daniel Knight	1/0	Lone appearance came vs. Ferris State
Jeff Knight	3/0	Appeared in three of the first four contests
Cooper Kukal	8/4	Made all four starts at center
Josh Kulka	10/10	Started all 10 games at quarterback
Hayden Loya	10/2	Both starts (UWL and vs. GVSU) were at safety

GAME PARTICIPATION..... GP/GS NOTES

Karmi Mackey	5/0	Played in five of the first seven games at running back
Jacob Mass	10/10	Started all 10 games at defensive end
Griffin Milovanski	10/10	PAT/Field goals in all 10 games; punted in three contests
A.J. Nichols	8/6	Started six consecutive games at wide receiver
Max Nicklin	9/1	Started at Slippery Rock as a wide receiver
Noah Nicklin	6/6	Started six games (three each at center and left guard)
Emarion Perkins	10/6	Started the first six games at linebacker
Nick Poterack	10/10	Started all 10 games at tight end
Kane Quinlan	7/1	Lone start at defensive tackle was at Grand Valley State
John Rayba	10/0	Appeared in all 10 games, primarily on special teams
Donte Reed	10/0	Played in all 10 games as a defensive end
Drake Reid	10/10	Started every game, eight at cornerback and two at safety
Crishoun Roberts	8/6	Made three starts at both right guard and center
Owen Salingue	2/0	Played in the team's final two contests on special teams
Adam Sarjo	9/0	Saw action at both tackle positions and on special teams
Tyler Schompert	9/9	Made all nine starts at left tackle
Jarrett Short	3/0	Played in three of the first four games at defensive tackle
D'Marco Singleton	10/0	Played in all 10 games, primarily on special teams
Corban Small	1/0	Lone appearance was at Slippery Rock
Michael Smith	10/0	Saw action at linebacker in every contest
Jay Solano	1/0	Made lone appearance at Slippery Rock as a quarterback
Elijah Taylor	4/0	Played in four games as a back-up quarterback
Gus Taylor	8/0	Played in the first eight games at defensive tackle
Darien Tipps-Clemons	7/4	Started the team's final four games at linebacker
Aidan Tweedy	8/1	Started at left tackle at Grand Valley State
McKinley Underwood	8/0	Played as a defensive tackle in eight contests
Brayden Vredevelde	10/1	Lone start came as a safety vs. Wisconsin-La Crosse
Sam Waibel	10/7	Started the final seven games at right guard
Te'Avion Warren	8/1	Started at running back vs. Shaw
Sam Watts	5/0	Saw action at wide receiver in five of the final seven games
Charles Wesley	10/7	All seven starts came as a left guard
Julius Wilkerson	10/10	Started all 10 games at middle linebacker
Kendall Williams	10/8	Started eight games at running back
Draven Wilson	1/0	Lone appearance came vs. Shaw
Chuck Worsham III	10/3	Started three of the final four games at cornerback
Joe Wright III	3/0	Played in the final three games, mainly on special teams

2022 GLIAC STANDINGS/GLIAC FOOTBALL HISTORY

Team	Conference Games					Overall				
	W	L	Pct.	PF	PA	W	L	Pct.	PF	PA
Grand Valley State	6	0	1.000	240	62	12	1	.923	493	145
Ferris State	5	1	.833	206	111	14	1	.933	537	219
Davenport	4	2	.667	169	210	8	3	.727	336	322
Saginaw Valley State	3	3	.500	152	156	8	3	.727	372	209
Michigan Tech.....	2	4	.333	151	198	4	7	.364	242	330
Northern Mich.....	1	5	.167	112	220	4	7	.364	245	317
Wayne State	0	6	.000	149	222	1	9	.100	219	362

The Great Lakes Intercollegiate Athletic Conference began sponsoring football as a league sport in the Fall of 1973 with three teams - Ferris State, Grand Valley State and Northwood. In 1974, Hillsdale joined the league as the fourth football team. The conference expanded again in 1975 when Saginaw Valley State started a football program and Wayne State joined the league. The number of GLIAC football teams grew to seven in 1980 when Michigan Tech was added, though the Huskies left the league after the 1985 season. In 1987, Northwood left the league and was replaced by Northern Michigan.

After the 1989 season, the GLIAC dropped football as a sponsored sport. The six conference schools sponsoring football - Ferris State, Grand Valley State, Hillsdale, Northern Michigan, Saginaw Valley State and Wayne State - joined the five members of the Heartland Collegiate Conference - Ashland, Butler, Indianapolis, St. Joseph's and Valparaiso - in forming the football-only Midwest Intercollegiate Football Conference (MIFC), which began play in 1990.

The MIFC would change again for the 1993 season as two teams would leave and two teams would join. Butler and Valparaiso left the conference, but Northwood rejoined and the College of St. Francis (Ill.) was added. The league grew to 12 teams in 1994 with the addition of Michigan Tech and stayed at 12 teams until St. Joseph's left after the 1995 season. In 1998, the league expanded to 14 teams with the additions of Findlay, Mercyhurst and Westminster, but would drop back to 13 teams with the departure of St. Francis after the season.

Westminster departed after the 1999 season, leaving 12 teams. Gannon was added before the 2004 season, giving the league a 13-team roster.

After nine years of existence as one of the premier conferences in Division II football, the MIFC merged as part of GLIAC on July 1, 1999.

The GLIAC has earned the reputation as one of the toughest and deepest conferences in Division II with a strong postseason history.

Three GLIAC teams made National Association of Intercollegiate Athletics (NAIA) playoff appearances. Grand Valley State made it to the national semifinals in 1978. Saginaw Valley State made three trips to the NAIA playoffs (1979, 1983, 1984), posting a 2-3 mark. Hillsdale earned five NAIA postseason berths as a member of the GLIAC (1981, 1982, 1985, 1986, 1988), taking home the championship in 1985.

The first team to represent the GLIAC in the Division II playoffs was Northern Michigan in 1987. The Wildcats made the D-II semifinals that season.

Grand Valley State started a three-year postseason run in 1989, though the Lakers failed to get out of the first round. Butler joined GVSU in the D-II playoffs in 1991, marking the first year the league had two teams participate in postseason play. Butler fell to the eventual national champion, Pittsburg State in the first round.

The 1992 Division II playoffs saw the first GLIAC team make it past the opening round in league history. Ferris State posted a first-round win over Edinboro before falling to New Haven in the quarterfinals. The 1992 season marked the beginning of a five-year playoff run for the Bulldogs, with their then-best performance coming in 1995 after a D-II semifinal appearance.

Grand Valley State made its fourth and fifth D-II postseason trips in 1994 and 1998, respectively. Ashland made its first appearance in the playoffs as a member of the GLIAC in 1997.

After being shut out of the playoffs in 1999, the GLIAC posted two teams in the 2000 tournament as Northwood and Saginaw Valley State each made their first D-II postseason appearances. The Timberwolves claimed a first-round victory over Indiana (Pa.) before falling to Bloomsburg in the quarterfinals.

The 2001 season was historic for the league as two teams made it through the first round of the playoffs. Grand Valley State and Saginaw Valley State each posted opening-round wins and faced each other in the national quarterfinals. The Lakers won a shoot-out, 33-30, in Allendale, and cruised to a semifinal win over Catawba. GVSU advanced to the championship game before falling to North Dakota, 17-14.

The Lakers redeemed themselves in 2002 by claiming the league's first Division II football national championship. Grand Valley State defeated Valdosta State in the finals, 31-24. GVSU would repeat as national champions in 2003. The Lakers knocked off North Dakota in that championship game, 10-3.

GLIAC co-champions Michigan Tech and Northwood, along with Grand Valley State, would earn playoff berths in 2004. GVSU fell in the regional finals to North Dakota, 19-15.

The 2005 season saw more postseason success for the GLIAC. GVSU, SVSU, and Northwood each gained postseason entrance. The Lakers and Cardinals battled for the Northwest Region title, but GVSU advanced, 24-17, and went on to defeat NW Missouri State, 21-17, in the Division II title game. In 2006 both Northwood and Grand Valley State earned postseason berths. The Lakers ran the table and met NW Missouri State in the finals, claiming a 17-14 victory and winning the leagues' fourth D-II Championship. GVSU and Ashland earned playoff bids in 2007 and 2008, while 2009 saw Grand Valley State, Hillsdale and Saginaw Valley State in the D-II postseason. GVSU made an impressive run to the final before falling to NW Missouri State.

In 2010, GVSU and Hillsdale earned D-II playoff berths with the Lakers falling in the Super Region III Semifinals. 2011 saw Wayne State and SVSU make the postseason with the Warriors making an improbable run to the D-II finals before falling to Pittsburgh State, 35-21. WSU won four consecutive road playoff games as the No. 6 seed in Super Region 3 claiming victories at St. Cloud State (48-38) in a blizzard, 38-26 at Nebraska-Kearney, 31-25 at defending national champion Minnesota Duluth, followed by a 21-14 triumph at unbeaten Winston Salem State in a national semifinal game televised on ESPN.

Ashland represented the Conference in the 2012 playoffs, losing to Midwestern State in the Super Region

IV semifinals, 33-28. The GVSU Lakers once again made a deep run in the 2013 NCAA Playoffs which started with a triumph over GLIAC foe Saginaw Valley State. Ohio Dominican earned a first-round bye and made its first appearance in the tournament. The Panthers dropped a 34-27 heartbreaker in Columbus to West Texas A&M. GVSU swaggered all the way to the national semifinals after taking out CSU-Pueblo on the road 34-30 and knocking off West Texas A&M in Allendale 35-28. Northwest Missouri State used their home field advantage to defeat the Lakers by a 27-13 final score in the D-II semifinals.

After an exciting 2014 regular season, three GLIAC programs qualified for the NCAA D-II Playoffs. Ohio Dominican returned to the playoffs for the second straight season and took down Colorado Mines, 34-23, on the road in impressive fashion to start the postseason. Meanwhile, Angelo State stunned Michigan Tech 42-41 in Houghton after a wild second half comeback from ASU bounced the Huskies at home. In the regional semifinals, Ohio Dominican dissected the unbeaten Ferris State attack and advanced in the back-and-forth contest with a 46-33 victory on the road in Big Rapids. Unfortunately, the ODU run ended in the next round as the Panthers fell behind early and nearly completed a major comeback on the road before falling 31-28 to the eventual national champions, CSU-Pueblo.

Ashland and Ferris State both completed undefeated regular seasons in 2015 and joined Grand Valley State in the D2 playoffs to once again give the GLIAC three NCAA bids. Ferris State upended Texas A&M-Commerce, while Grand Valley State earned a road victory at Ashland to eliminate the Eagles in the Super Region 4 Quarterfinals. The GVSU Lakers went on to avenge a regular-season loss to Ferris State by defeating the Bulldogs 38-34 in Big Rapids. Grand Valley State then traveled to CSU-Pueblo where they earned an impressive 31-7 victory and the Super Region 4 title. However, GVSU's impressive run as the No. 6 seed ended with a 34-32 setback to Shepherd in the national semifinals.

In 2016, both FSU and GVSU qualified with the Bulldogs claiming a 47-32 triumph in Allendale in the Super Regional final. FSU lost the next week, 35-20, at Northwest Missouri State.

Ashland and Ferris State qualified for the NCAA Tournament in 2017 with both schools posting narrow home field victories in the opening round. FSU won at Fort Hays State (31-21) in the second round, while the Eagles fell 34-24 at home to Harding. The Bulldogs were then edged 16-14 by Harding in the Regional final on a last-second 20-yard field goal.

In 2018, Ferris State advanced all the way to the national championship game, while Grand Valley State lost at home in the opening round. FSU won the first two games at home, then won two road contests before falling 49-47 to Valdosta State in the first championship game played at McKinney (TX) ISD.

After a first round bye in 2019, Ferris State won two home playoff games before falling 28-14 at home to West Florida. FSU went undefeated in 2021 (14-0) and won the national championship game. Davenport, FSU and GVSU all qualified for the NCAA Playoffs in 2022 with the Bulldogs defeating the Panthers. After a bye, the Lakers defeated Northwest Missouri State at home before falling to FSU in the quarterfinals. The Bulldogs won the national title defeating Colorado Mines, 41-14.

Though many teams have made history for the GLIAC, the league can also boast upon individual accomplishments. In 2002, GVSU quarterback Curt Anes became the GLIAC's first Harlon Hill Trophy winner as the Division II Player of the Year. The GLIAC had its second Harlon Hill winner when Wayne State running back Joique Bell claimed the honor in 2009. Bell is the only person in GLIAC history with two 2,000-yard rushing seasons. In 2015 and 2016, Ferris State quarterback Jason Vander Laan took home the D-II Heisman equivalent after consecutive record-shattering years for the Bulldogs. FSU's Jayru Campbell was the 2018 recipient of the Harlon Hill Award.

All-Time GLIAC/MIFC Football W/L Records#

Team	Games	Wins	Losses	Ties	Pct.
Grand Valley State (20)	389	309	77	3	.798
Butler* (2)	29	22	7	0	.759
Ohio Dominican* (2)	70	47	23	0	.671
Ashland* (5)	292	191	101	0	.654
Ferris State (13)	393	239	149	5	.615
Hillsdale* (9)	351	201	149	1	.577
Saginaw Valley State^ (8)	390	218	169	3	.563
Northwood* (6)	342	162	176	4	.480
Michigan Tech (2)	303	143	159	1	.474
Findlay*	190	80	110	0	.421
Indianapolis*	217	89	127	1	.412
Wayne State (2)	387	156	230	1	.404
Northern Michigan (1)	320	128	190	2	.403
Mercyhurst*	98	33	65	0	.337
Davenport	38	12	26	0	.316
Tiffin*	98	24	74	0	.245
St. Francis (Ill.)*	60	14	46	0	.233
St. Joseph's (Ind.)*	59	13	45	1	.229
Lake Erie*	70	16	54	0	.229
Walsh*	49	10	39	0	.204
Gannon*	40	8	32	0	.200
Westminster (Pa.)*	20	4	16	0	.200
Notre Dame (Ohio)*	10	2	8	0	.200
Valparaiso*	29	5	24	0	.172
Malone*	39	3	36	0	.077

() - Number of GLIAC/MIFC titles, including divisional crowns

* - No longer a GLIAC member

- Conference games only, dating back to the 1973 season

^ - SVSU forfeited victories in 2005 and 2007

GLIAC (1973-1989, 1999-present); MIFC (1990-1998)

2022 GLIAC AWARD WINNERS

GLIAC Champions

2022	Grand Valley State (6-0)
2021	Ferris State (7-0)
2019	Ferris State (8-0)
2018	Ferris State (8-0)
2017	Ashland (9-0)
2016	Grand Valley State (10-0) NORTH Ashland (7-2) SOUTH
2015	Ferris State (10-0) NORTH Ashland (10-0) SOUTH
2014	Ferris State (10-0) NORTH
2013	Ohio Dominican (9-0) SOUTH
2012	Ashland (10-0) SOUTH
2011	Hillsdale (8-2) SOUTH
2010	Wayne State & Hillsdale (8-2) SOUTH Grand Valley (9-1) NORTH
2009	Grand Valley (9-1)
2008	Grand Valley (10-0)
2007	Grand Valley (9-0)
2006	Grand Valley (9-0)
2005	Grand Valley (9-0)
2004	Northwood (9-1) & Michigan Tech (9-1)
2003	Saginaw Valley (10-0)
2002	Grand Valley (9-0)
2001	Grand Valley (9-0)
2000	Northwood (9-1) & Saginaw Valley (9-1)
1999	Northwood (7-2) & Ferris State (7-2)

After the 1989 season, the six GLIAC schools which sponsored football joined the Heartland Collegiate Conference (HCC), a football-only conference, in forming the Midwest Intercollegiate Football Conference (MIFC). The GLIAC dropped football as a sponsored sport and the HCC was disbanded. Prior to the start of the 1999 season, the MIFC merged into the GLIAC and football became a sponsored sport.

1989	Grand Valley (5-0)
1988	Hillsdale (5-0)
1987	Northern Michigan (4-0)
1986	Hillsdale (5-0)
1985	Hillsdale (5-1)
1984	Saginaw Valley (6-0)
1983	Saginaw Valley (6-0)
1982	Hillsdale (6-0)
1981	Grand Valley (6-0)
1980	Hillsdale (5-1)
1979	Saginaw Valley (4-0-1)
1978	Grand Valley (5-0)
1977	Grand Valley (4-1)
1976	Northwood (4-1)
1975	Wayne State (3-1)
1974	Northwood (2-1)
1973	Northwood (2-0)

GLIAC Coach of the Year

2022	Sparky McEwen, Davenport
2021	Tony Annese, Ferris State
2019	Paul Winters, Wayne State
2018	Tony Annese, Ferris State
2017	Lee Owens, Ashland
2016	Gary Goff, Tiffin
2015	Tony Annese, Ferris State Lee Owens, Ashland
2014	Tony Annese, Ferris State
2013	Bill Conley, Ohio Dominican
2012	Lee Owens, Ashland
2011	Keith Otterbein, Hillsdale
2010	Tom Kearly, Michigan Tech
2009	Keith Otterbein, Hillsdale
2008	Paul Winters, Wayne State
2007	Chuck Martin, Grand Valley
2006	Paul Winters, Wayne State
2005	Lee Owens, Ashland
2004	Bernie Anderson, Michigan Tech
2003	Randy Awrey, Saginaw Valley
2002	Dan Simrell, Findlay
2001	Brian Kelly, Grand Valley
2000	Pat Riepma, Northwood
1999	Pat Riepma, Northwood
1989	Tom Beck, Grand Valley
1988	Dick Lowry, Hillsdale
1987	Herb Grenke, Northern Michigan
1986	Dick Lowry, Hillsdale
1985	Dick Lowry, Hillsdale
1984	George Ihler, Saginaw Valley
1983	George Ihler, Saginaw Valley
1982	Dick Lowry, Hillsdale
1981	Jim Harkema, Grand Valley
1980	Dick Lowry, Hillsdale
1979	Frank Waters, Saginaw Valley
1978	Jim Harkema, Grand Valley
1977	Jim Harkema, Grand Valley
1976	Jack Finn, Northwood
	Nick Coso, Ferris State
1975	Dick Lowry, Wayne State

2022 GLIAC Award Winners

Player of the Year
Caleb Murphy, Sr., DE, Ferris State

Offensive Back of the Year
Cade Peterson, Jr., QB, Grand Valley

Offensive Lineman of the Year
Quinton Barrow, Sr., OT, Grand Valley

Defensive Lineman of the Year
Christian McCarroll, Jr., DE, Grand Valley

Defensive Back of the Year
Abe Swanson, Jr., LB, Grand Valley

Freshman of the Year
Carson Gulker, R-Fr., QB, Ferris State

Coach of the Year
Sparky McEwen, Davenport

2022 First Team Offense

QB	Cade Peterson, Grand Valley State, Jr.
RB	Tariq Reid, Grand Valley State, Jr.
RB	Tyshon King, Northern Michigan, Jr.
RB	Kendall Williams, Wayne State, R-Jr.
HB	C.J. Jefferson, Ferris State, Jr.
WR	Jahdae Walker, Grand Valley State, So.
WR	Tyrese Hunt-Thompson, Grand Valley, So.
WR	Sy Barnett, Davenport, Gr.
WR	Darius Willis, Michigan Tech, So.
OL	Quinton Barrow, Grand Valley State, Sr.
OL	Adam Sieler, Ferris State, Sr.
OL	Hayden Huttula, Michigan Tech, Sr.
OL	Jordan Davis, Grand Valley State, Jr.
OL	Garrett Carroll, Grand Valley State, Jr.
OL	Blake Bustard, Wayne State, R-So.
PK	Brandon Gielow, Davenport, So.

2022 First Team Defense

DL	Caleb Murphy, Ferris State, Jr.
DL	Christian McCarroll, Grand Valley, Jr.
DL	Jordan Jones, Ferris State, Sr.
DL	Victor Nelson, Saginaw Valley State, So.
DL	Austin Alward, Davenport, R-So.
LB	Abe Swanson, Grand Valley State, Jr.
LB	Trevor Nowaske, Saginaw Valley, Sr.
LB	Marc Sippel, Michigan Tech, So.
LB	Konnor Near, Ferris State, So.
LB	Damon Wesley, Grand Valley State, Sr.
DB	Nick Whiteside, Saginaw Valley State, Sr.
DB	Sidney McCloud, Ferris State, Sr.
DB	Shaq Floyd, Davenport, Sr.
DB	Nyzier Fourgurean, Grand Valley, So.
SP	Marcus Taylor, Ferris State, Sr.
P	Trace Hrgich, Grand Valley State, R-Fr.

2022 Second Team Offense

QB	Jason Whittaker, Davenport, Gr.
RB	Caleef Jenkins, Davenport, R-Jr.
RB	Isaiah Malcome, Saginaw Valley State, Sr.
RB	Myren Harris, Wayne State, R-So.
HB	Jayk Slager, Grand Valley State, Sr.
WR	Derrick Hinton Jr., Saginaw Valley, Jr.
WR	Preston Smith, Davenport, So.
WR	Jaylon Tillman, Grand Valley State, So.
WR	Casey Williams, Saginaw Valley State, Sr.
OL	Gabe Brown, Grand Valley State, So.
OL	Marcellus Anderson, Saginaw Valley, Jr.
OL	Jake Witt, Northern Michigan, Sr.
OL	Dwight Harris, Davenport, R-So.
OL	Sayon Simmons, Davenport, Gr.
OL	Bryce George, Ferris State, R-Fr.
PK	Griffin Milovanski, Wayne State, R-So.

2022 Second Team Defense

DL	Colton Hyble, Grand Valley State, Jr.
DL	John McMullen, Northern Michigan, Jr.
DL	Jacob Dorn, Saginaw Valley State, Jr.
DL	Malik Barrow, Davenport, Gr.
DL	Jack Gilchrist, Grand Valley State, So.
LB	Julius Wilkerson, Wayne State, R-Sr.
LB	Elysee Mbem-Bosse, Davenport, Gr.
LB	Major Dedmond, Ferris State, Jr.
LB	Payton Mitchell, Davenport, Sr.
LB	Micah Cretsinger, Saginaw Valley, So.
DB	Terez Reid, Grand Valley State, R-Fr.
DB	Braxton Blackwell, Michigan Tech, Sr.
DB	Michael Woolridge, Saginaw Valley, So.
DB	Drake Reid, Wayne State, R-Jr.
DB	Tavion McCarthy, Northern Michigan, Jr.
SP	Roy Livingstone, Davenport, Sr.
P	Daniel Riser, Northern Michigan, Sr.

2022 Honorable Mention

WR – Brandon Michalak, Michigan Tech; Brenden Sersaw, Northern Michigan.

TE – Justin Pope, Davenport; **Nick Poterack, Wayne State.**

OL – Giovanni Agazzi, Ferris State; Trent Allen, Davenport; Brendan Bengtsson, Ferris State; Connor Cracchiolo, Saginaw Valley State; Joel Linden, Grand Valley State; Maguire Palicke, Northern Michigan.

QB– Will Ark, Michigan Tech; Andrew Brito, Saginaw Valley State; Zach Keen, Northern Michigan.

RB – Jack Provencher, Grand Valley State.

DE – Ian Hall, Ferris State; **Jacob Mass, Wayne State.**

DL – Brendan Boman, Davenport; **Charles Ellington III, Wayne State;** Leonard Henry IV, Saginaw Valley State; Seth Hoonhorst, Grand Valley State; Olarere Oladipo, Ferris State; Austin Schlicht, Michigan Tech; Nathan Talakai, Saginaw Valley State; Nate Umlor, Grand Valley State.

LB – Hunter Buechel, Michigan Tech; **Matt Buschman, Wayne State;** Josh Cribben, Michigan Tech.

DB – Marshall Brooks, Davenport; **Elijah Fowlkes, Wayne State;** Antonio Howard Jr., Northern Michigan; DJ Hutcherson, Northern Michigan; Ade Kilpatrick, Ferris State; Jalen Robinson, Davenport; Antonio Strong, Grand Valley State; Cameron Mitchell, Saginaw Valley State.

WAYNE STATE'S ALL-LEAGUE SELECTIONS

GLIAC PLAYER OF-THE-YEAR

2009 -- Joique Bell

GLIAC OFFENSIVE BACK-OF-THE-YEAR

2006 -- Joique Bell
2007 -- Joique Bell
2019 -- Deiontae Nicholas

GLIAC FRESHMAN OF-THE-YEAR

2006 -- Joique Bell
2008 -- Kevin Smith

GLIAC DEFENSIVE BACK-OF-THE-YEAR

2008 -- Dante Dunn
2011 -- Jeremy Jones
2014 -- Nores Fradi

GLIAC OFFENSIVE LINEMAN OF-THE-YEAR

2011 -- Joe Long
2016 -- Nate Theaker

First Team All-League (1975-89,

99-present GLIAC) (1955-65 PAC; 1990-98 MIFC)

1957
Ben Paolucci (T)
1958
Jim MacMillan (RB)
Jim O'Hara (C)
1959
Jim O'Hara (C)
Barry Sarver (G)
1960
Mario Bonfiglio (LB)
Dale Mandrell (WR)
Jim Morse (CB)
Mike Soluk (QB)
1961
Barry Sarver (LB)
1963
John Gutowski (FB)
Enrico Odorico (LB)
Gerald Kyle Smith (G)
1964
Jim Carmichael (DE)
Tom Grange (DB)
Dave Marten (T)
Don Samardich (WR)
Haywood Sharpley (DB)
1975
Keith Anleitner (LB)
Pat Carmody (OL)
Guy Kebbe (OL)
Ed Skowneski (QB)
1976
Keith Anleitner (DB)
Pat Carmody (OL)
Terry Rusin (DB)
Mike Stankovich (FB)
Dave Szymanski (OL)
Vic Vereecke (DL)
1977
Pat Carmody (OL)
Randy Epley (LB)
Al Hartley (DL)
John Socolosky (OL)
Jon Zimmer (DL)
1978
Mike Britt (OL)
Jim Gendron (QB)
Terry Johnson (DB)
Jerry LaPointe (DL)
1979
Keith Gilmore (DL)
Jeff Kovach (OL)
Don Sarnacki (DL)
Brian VanGorder (LB)
1980
Chuck Aldrich (DB)
Phil Emery (OL)
Keith Gilmore (DL)
Eric Manns (LB)

Brian VanGorder (LB)
1981
Sam Cheatham (RB)
Bob VanGorder (OL)
1982
Avery Barton-Taylor (DL)
Greg Goldstein (WR)
1983
Avery Barton-Taylor (SB)
Matt Didio (DB)
Bill Dye (TE)
John Kersey (LB)
Gerald Lee (DL)
1984
Tom Badalamenti (WR)
Avery Barton-Taylor (SB)
Paul Butcher (LB)
Eddie Jackson (TE)
Gerald Lee (DL)
Mike Plasley (OL)
1985
Paul Butcher (LB)
John Taylor (DL)
1986
Albert Brown (DL)
Vic Chenault (RB)
Derrick Mason (DB)
1987
L.C. Bulger III (RB)
1988
Marty Altounian (DL)
David Lee (WR)
Derrick Mason (DB)
1989
Tony Beaune (DL)
Steve Lee (RB)
Ray Ponder (WR)
1991
Ray Ponder (WR)
1993
Tom Beer (LB)
Mark Friday (QB)
Joe Gough (RB)
1994
Matt Carey (OL)
Joe Gough (RB)
Tim Morris (LB)
Gary Ruttan (DL)
1995
Gary Ruttan (DL)
1997
Tony Hawk (DB)
1998
Daishawn Franklin (DL)
Jimmy Hill (WR)
2000
Pierre Brown (WR)
Thabiti Williamson (RB)
2001
Pierre Brown (WR)
2002
Qasim Basir (DB)
Kevin GoodCourage (OL)
2003
Craig Duppong (RB)
2005
Leo Wells (DL)
2006
Joique Bell (RB)
David Chudzinski (PK)
Derrion Fuqua (DB)
2007
Joique Bell (RB)
Dante Dunn (KR)
2008
Cornelius (RB)
Cornelius Dillard (DB)
Dante Dunn (DB & KR)
Matt Shango (LB)
Jason Thomas (DL)
2009
Joique Bell (RB)
2010
Daunte Akra (DE)
Troy Burrell (WR)
Jeremy Jones (S)
Joe Long (OT)
Josh Renel (RB & KR)

Nick Thomas (LB)
Stan Thornton (CB)
2011
Troy Burrell (WR)
Jeremy Jones (S)
Will Khoury (OT)
Joe Long (OT)
Josh Renel (RB)
2012
Gerren DuHart (CB)
Stefan Terleckyj (P)
2013
Stefan Terleckyj (P)
Ed Viverette (LB)
2014
Trent Brodbeck (TE)
Gerren DuHart (CB)
Nores Fradi (LB)
Desmond Martin (RB)
Nate Theaker (OL)
2015
Tommy Richardson (OL)
2016
Dalton Binkowski (DT)
Romello Brown (RB)
Valorian Cunningham (LB)
Deiontae Nicholas (KR)
Tommy Richardson (OL)
Nate Theaker (OL)
2017
Anthony Pittman (LB)
2018
Israel Helms (T)
Anthony Pittman (LB)
Tommy Richardson (G/T)
2019
Leon Eggleston (LB)
Landin Mitchell (T)
Deiontae Nicholas (RB)
Darece Roberson, Jr. (WR)
2021
Trevonte Davis (WR)
Myren Harris (RB)
Landin Mitchell (T)
Nick Poterack (TE)
Julius Wilkerson (LB)
2022
Blake Bustard (T)
Kendall Williams (RB)

Second Team All-League

1984
John Taylor (DL)
Arnold Thompson (RB)
1985
Vic Chenault (RB)
Robert Magee (LB)
Tim Schramm (OL)
1986
Jeff Bero (OL)
Mark Brown (LB)
Jessie Ruckes (DB)
1987
Tony Beaune (DE)
Jeff Bero (OL)
Roger Calcatera (OL)
Steve Gregor (LB)
Ken Lockhart (LB)
Derrick Mason (DB)
Craig Motzer (PK)
1988
Joe Benke (TE)
Randy Holmes (RB)
Bob Klick (PK)
Tony Koss (OL)
Ken Lockhart (DB)
1989
Bob Klick (PK)
Tony Koss (OL)
Steve Lee (RB)
1991
Tom Beer (DB)
Mike DenDooven (OL)
Steve Lee (RB)
1992
Tom Beer (LB)
Joe Golaszewski (DL)
Joe Gough (RB)
Ray Ponder (WR)

1993
Matt Carey (OL)
Tim Morris (DL)
1994
Nate Bush (WR)
Matt Fishburn (PK)
1996
Rich Baur (OL)
Tony Hawk (DB)
Ken Johnson (LB)
1997
Jimmy Hill (WR)
Derek Lindsay (OL)
Rod Simmons (LB)
1999
Kevin Smith (OL)
2000
Tim Homrich (DL)
2001
Joel Grambau (OL)
Joe Spuhler (LB)
2002
Nate Collins (WR)
Craig Duppong (RB)
Daniel Stuckey (LB)
Derrick Thomas (DB)
Leo Wells (DL)
2003
Nick Body (WR)
Alvin Mask (DB)
Leo Wells (DL)
2004
Leo Wells (DL)
2005
Nick Body (WR)
Derrion Fuqua (DB)
Chris Middlebrooks (RB)
2006
Ryan Cue (OL)
Dante Dunn (KR)
Grant Fodor (OL)
2007
Alan Guy (LB)
2008
Tristan Black (LB)
2009
Marc Cuddeback (OL)
Ryan Jonik (OL)
Nick Thomas (LB)
2010
Marc Cuddeback (C)
Will Khoury (T)
2011
Greg Hasse (DE)
Raleigh Ross (LB)
Ed Viverette (LB)
2012
Aaron Cornett (CB)
Toney Davis (RB)
Curtis Ferguson (G)
Szerho Guraleci (DT)
Dominique Maybanks (WR)
Stefan Terleckyj (PK)
Nick Thomas (LB)
Ed Viverette (LB)
2014
Jake Carrizales (DE)
Paul Graham (PK)
Michael Johnson (WR)
Val Showers (KR)
2015
Zak Bielecki (S)
Romello Brown (RB)
Valorian Cunningham (LB)
Robert Kelly (OL)
Jamill Williams (S)
2016
Trent Brodbeck (TE)
Anthony DeDamos (LB)
Jamel Hicks (WR)
Brandon Lee (CB)
2017
Romello Brown (RB)
James Howard (CB)
2018
James Hill (RB)
Greg McDade (CB)
Preston Pelham (TE)
Darece Roberson, Jr. (WR)

2019
James Hill (RB)
Jalen Lewis (DE)
Greg McDade (CB)
Adam McJunkin (G)
Lane Potter (G)
Brandon Tuck-Hayden (LB)
2021
Lane Potter (OL)
Kendall Williams (RB)
2022
Myren Harris (RB)
Griffin Milovanski (PK)
Drake Reid (DB)
Julius Wilkerson (LB)

Third Team All-MIFC

1990
Mike DenDooven (OL)
Tim Morris (LB)

Honorable Mention

1975
Tom Hurley (DE)
Larry Lentz (OL)
Dean Morrison (WR)
Bob Rogers (WR)
Jerry Sharon (CB)
1976
Pete Biondo (TE)
Randy Epley (LB)
Al Hartley (DL)
Joe Kronner (DL)
Gerald Megenity (DB)
Jon Zimmer (DL)
1978
Randy Alexander (RB)
Keith Gilmore (DL)
Brian VanGorder (LB)
1980
Bob VanGorder (OL)
Kevin Schneider (TE)
1982
Chuck Aldrich (DB)
1983
Paul Butcher (LB)
Mark Makela (DB)
Jerry McGowan (PK)
1984
Jerry McGowan (PK)
Rich Popp (QB)
1985
Tom Badalamenti (WR)
Albert Brown (DL)
Mark Brown (LB)
1986
Marty Altounian (DL)
Roger Calcatera (OL)
Chad Fietsam (WR)
Steve Gregor (LB)
Greg Zunker (LB)
1987
Marty Altounian (DL)
Joe Benke (TE)
Chad Fietsam (WR)
David Lee (WR)
1988
Steve Lee (RB)
1989
Derric Coakley (WR)
Chuck Crespi (OL)
Joe Delfgaauw (PK & P)
Paul Kroll (QB)
Tim Morris (LB)
Ray Ponder (WR)
1990
Kevin Dixon (WR)
Ebbie Herbert (DB)
Robert Klick (PK)
Eric Ruth (DE)
Shoane Scannel (LB)
1991
Kevin Dixon (WR & KR)
Joe Golaszewski (DL)
1992
Erik Burton (P)
Kevin Worthy (LB)
1993
Nate Bush (WR & KR)

Richard Hall (TE)
Ken Johnson (LB)
1994
Erik Burton (P)
Nate Bush (KR)
Garth Frost (G)
Richard Hall (TE)
1995
Rich Baur (OL)
Nate Bush (WR)
Ken Johnson (TE)
Rod Simmons (LB)
1996
Jim Filipiak (DB)
Daishawn Franklin (DL)
Chris George (WR)
Arnie Gillert (RB)
Rod Simmons (LB)
1997
John Aird (TE)
Tim Carpenter (OL)
Daishawn Franklin (DL)
Arnie Gillert (RB)
Michael Gluski (QB)
1998
John Aird (TE)
Jason Carpenter (DL)
Michael Gluski (QB)
Jon Roberts (Specialist)
Ed Youngs (LB)
1999
Pierre Brown (WR)
Jason Carpenter (DL)
Dan Galovich (DB)
Tim Homrich (DL)
Thabiti Williamson (RB)
2000
Brandon Evans (OL)
Huston Julian (TE)
Dan Stuckey (LB)
Derrick Thomas (DB)
Sal Warner (DB)
2001
Mohamad Bazzi (LB)
Shaun Holiday (LB)
Craig Jobe (DL)
Dan Smitherman (DB)
Derrick Thomas (DB)
2002
Marqus Anthony (WR)
Mohamad Bazzi (LB)
Earl Carruthers (DB)
Joel Grambau (OL)
Ryan Strong (OL)
2003
Mohamad Bazzi (LB)
Greg Gundersen (PK)
Randy Hutchison (QB)
Nick Pappas (WR)
Ryan Strong (OL)
2004
Bobby Boyer (DB)
Jerriell Burrus (DB)
John Rehberg (TE)
Joe Touzin (DL)
Ron Williams (WR)
2005
Alan Clay (DL)
Alan Guy (LB)
Michael Hall (DL)
Frank Lietke (OL)
Chris Smilo (DL)
2006
Tristan Black (LB)
Alan Guy (LB)
John Rehberg (TE)
Chris Smilo (DL)
Ty Spencer (DB)
Jake Weingartz (WR)
2007
Muhammad Abdullah (OL)
Tristan Black (LB)
Daryl Graham (RB)
Frank Lietke (OL)
John Rehberg (TE)
Stan Thornton (KR)
2008
Athan Anagonye (DL)
Andrew Bates (DL)

Jeremy Jones (DB)
Ryan Jonik (OL)
Joe Long (OL)
Stan Thornton (DB)
2009
Athan Anagonye (DL)
Jeremy Jones (DB)
Joe Long (OL)
Josh Renel (ST)
Bruno Shkreli (ST)
2010
Curtis Ferguson (G)
Greg Hasse (DE)
Austin Hughes (TE)
Raleigh Ross (LB)
Cortez Smith (CB)
Stefan Terleckyj (PK)
2011
Aaron Cornett (CB)
Toney Davis (RB)
Curtis Ferguson (G)
Chet Privett (FB)
Chris Pyant (DT)
Stefan Terleckyj (PK)
2012
Andrew Matt (DE)
2013
Moe Davenport (LB)
Ryan Hankins (DT)
Greg Hasse (DE)
Ben Walker (OT)
2014
Justice Akuezu (DE)
Zak Bielecki (S)
Marcell Jones (LB)
Sam Sillmon (DT)
Ben Walker (OT)
Ethan Walsh (TE)
2015
Anthony DeDamos (LB)
Jamel Hicks (WR)
Manny Mendoza (WR)
Derrick Rodgers (DT)
Ethan Walsh (TE)
2016
Derrick Coleman (DE)
James Howard (CB)
Demetrius Stinson (RB)
Nathan White (DE)
Garrett Wiska (FB)
D.J. Zezula (QB)
2017
Dustin Carlin (LB)
Corey Ester (WR)
Paul Graham (PK)
Israel Helms (OT)
Darece Roberson, Jr. (WR)
Demetrius Stinson (RB)
2018
Derrick Coleman (DE)
Leon Eggleston (OL)
Tieler Houston (S)
Shane Hynes (PK/P)
Kyle Lewis (WR/KR)
Kyle Toth (S)
2019
Stephen Charron (FB)
Damani Green (DT)
Dakota Kupp (QB)
Nick Poterack (TE)
Myron Riley-Brown (CB)
Kyle Toth (S)
2021
Jalen Lewis (DE)
Dalen Peeks (CB)
Drake Reid (CB)
Arnold Saidov (DE)
Brandon Tuck-Hayden (LB)
2022
Matt Buschman (LB)
Charles Ellington III (DT)
Elijah Fowlkes (CB)
Jacob Mass (DE)
Nick Poterack (TE)

ACADEMIC ALL-LEAGUE

Larry Alsobrooks.....1990*	Guy Goodlow.....2007	Jason McCauslin.....2015	Bruno Shkreli.....2006, 2007, 2008, 2009
Jake Amrhein.....2017-E, 2018-E, 2019-E, 2020-E, 2021-E	Paul Graham.....2014, 2015, 2016, 2017, 2018-E	Donte McClure.....2018, 2019	Jarrett Short.....2020-E, 2021-E, 2022-E
Chuckie Anthony.....2019-E, 2020-E, 2021-E	Joel Grambau.....2000, 2001, 2002	Greg McDade.....2016, 2017, 2018	D'Marco Singleton.....2022
Sebastian Atar.....1999	Caleb Green.....2021-E, 2022	Brian McInerney.....2010	Kevin Skonning.....2019-E, 2020-E
John Atkinson.....2003	David Green.....2021, 2022	Danny McKae.....2010, 2011	Tyler Sleep.....2010
Rod Awada.....2020-E	Andy Grimm.....1997	Alex Medenbach.....2013, 2014, 2015, 2016	Cortez Smith.....2010
Sean Banaszak.....1989	Jackson Griskie.....2020-E	Manny Mendoza.....2014, 2015-E, 2016-E, 2017-E	Logan Smith.....2015, 2016-E, 2017-E, 2018-E
Dan Barnes.....2004, 2005, 2006	Serxho Guralenci.....2010, 2011, 2012	Tom Milanov.....1996*	Michael Smith.....2021, 2022
Andrew Bates.....2007, 2008	Alan Guy.....2005, 2006, 2007	Griffin Milovanski.....2021-E, 2022-E	Ryan Smith.....2016-E, 2017-E, 2018-E, 2019-E
Tiroca Battle.....2019	Al Haas.....1994	Landin Mitchell.....2019-E, 2020-E, 2021-E	Jay Solano.....2020-E, 2021-E, 2022-E
Tyler Beck.....2021	Eli Haddad.....2021-E	DeOntay Moffett.....2016, 2017, 2018, 2019	Josh Speller.....1998*
Brady Beedon.....2016-E, 2017, 2018, 2019	Branko Hamilton.....2009	Mickey Mohner.....2009, 2010-E, 2011, 2012-E	Merrick Steele.....2003
Mickey Berce.....2005, 2006, 2008	Kaunda Hancock.....2010, 2011, 2012	Koriante Moore.....2020	Spencer Stephenson.....2018-E, 2019, 2020-E
Luke Bevilacqua.....2017, 2018, 2019, 2020-E, 2021-E	Myles Harris.....2021, 2022	John-Paul Morris.....2020	Demetrius Stinson.....2015, 2016, 2017
Rabeah Beydoun.....2014-E, 2015-E	Myren Harris.....2022	Niko Mosley.....2020, 2021	Ryan Strong.....2001, 2002, 2003
Andy Bielecki.....2016, 2017, 2018, 2019	Justin Hart.....2022	Ryan Moulding.....2008	Samson Tai.....2018
Zak Bielecki.....2012, 2013, 2014	Pat Harwood.....2001, 2002, 2003	Brent Murray.....2017	Jeremy Taras.....2021-E, 2022-E
Chad Blair.....2006	Tony Hawk.....1992, 1997	Lamar Namou.....2019	David Tatti.....1999, 2000
Thom Box.....2011, 2012, 2013, 2014	Shavez Hawkins, Jr.....2021-E, 2022-E	Austin Nelson.....2010-E, 2011, 2012, 2013	Elijah Taylor.....2022-E
Trent Brodbeck.....2013-E, 2014-E, 2015-E, 2016-E	Jay Hayes.....2014	Adam Nemer-Kaiser.....2002	Gus Taylor.....2022-E
Aaron Broglin.....1999	Nick Hayward.....2022	Deontae Nicholas.....2015, 2016, 2017, 2018, 2019-E	Stefan Terleckyj.....2011, 2012-E, 2013-E
Dave Brown.....1999, 2000	Michael Hazime.....2016	Max Nicklin.....2020, 2021, 2022-E	A.J. Terry.....2021
Romello Brown.....2017	Zach Heddy.....2015	Noah Nicklin.....2019-E, 2020-E, 2021-E, 2022-E	Nate Theaker.....2012-E, 2013, 2014, 2015, 2016-E
Wes Brown.....2005	Israel Helms.....2017	Rich Nicks.....1999	Kevin Thomas.....2006
Kevin Buford-Wilson.....2010, 2012, 2013	James Hendrix.....2013, 2015, 2016	Mike Nowicki.....2002	Nick Thomas.....2009, 2010-E, 2011-E, 2012-E
Nick Burgess.....1998*	Larry Hernandez.....2000	Adam Nuckols.....2006, 2007	Reid Thompson.....2018-E, 2019-E, 2020-E, 2021-E
Troy Burrell.....2008, 2009, 2010, 2011	Jon Herstein.....2004	Greg Oberstaedt.....2008, 2009, 2010, 2011	Brandon Tinsley.....2013-E, 2014, 2015
Ashawn Butler.....2013	Frank Hess.....2002	Steve O'Shell.....2011-E, 2012-E, 2013-E	Kyle Toth.....2016-E, 2017-E, 2018-E, 2019-E
Will Butler.....2018, 2020, 2021, 2022	Brook Higgins.....2015-E	Ryan Oshnock.....2003, 2004, 2005, 2006	Aidan Tweedy.....2022-E
Dustin Carlin.....2015-E, 2016, 2017	Jimmy Hill.....1998	Chris Ostosh.....2008	McKinley Underwood.....2020, 2021, 2022
Jason Carpenter.....1999, 2000	Martell Hill.....2021, 2022	Michael Pack.....2010, 2011, 2012	Matthew Vallevand.....2011
Carteris Carter.....2015-E	Idris Hobby.....2013, 2015, 2016	Nick Pappas.....2001, 2002, 2003	Trevor Van Tubbergen.....2015, 2016, 2017
Chris Carter.....2018-E, 2019-E, 2020-E	Shane Holler.....2016, 2017, 2018-E	Evan Payne.....2020	Brayden Vredeveld.....2021-E, 2022
Mark Carter.....1999	Zach Houghton.....2010, 2011	Preston Pelham.....2015, 2016-E, 2017-E, 2018	Ben Walker.....2011, 2012-E, 2013-E, 2014-E
Pat Cecile.....2009, 2010, 2011, 2012	Austin Hughes.....2009	Anthony Pittman.....2017, 2018	Ethan Walsh.....2012-E, 2013, 2014, 2015
Kenneth Cephus.....2019, 2020	Kurt Hunsanger.....2000	Trent Pohl.....2007	Te'Avion Warren.....2022
Stephen Charron.....2016, 2017-E, 2018-E, 2019-E	Craig Jobe.....2001	Frank Potenza III.....2020-E	Kenny Watson.....2007
Joe Claiborne.....2009	Jessie Johnson.....2010	Nick Poterack.....2018, 2019, 2020, 2021, 2022	Stephen Wayne.....2002
Derrick Coleman.....2015	Ryan Jonik.....2007	Lane Potter.....2018-E, 2019-E, 2020-E, 2021-E	Greg Webber.....2014-E, 2015, 2016-E, 2017-E
Steve Conway.....2010, 2011, 2012	Huston Julian.....1999, 2000	Ty Potter.....2020-E, 2021-E, 2022-E	Jake Weingartz.....2004, 2005, 2006
Aaron Cornett.....2009	Smith Julmisse.....2006	Mike Powers.....1989*	Charles Wesley.....2021, 2022
Charles Coy III.....2022	Dayton Keller.....2020, 2021	Kris Prevost.....2004, 2005	Aaron Weston.....2013-E, 2014-E, 2015-E, 2016-E
Derek Crombie.....1993*, 1994*, 1995	Luke Ketterman.....2016, 2017, 2018, 2019	Cole Price.....2021	Will Wheat.....2012, 2013
Jonathan Currie.....2016-E	Will Khoury.....2008, 2009, 2010, 2011	Chet Privett.....2010-E, 2011-E, 2012-E, 2013-E	Roger White.....2001, 2002, 2003
Lukas Cusac.....2020, 2021	Majd Khytaz.....2013, 2014, 2015	Kane Quinlan.....2020-E, 2021-E, 2022-E	Julius Wilkerson.....2019-E, 2020-E, 2021-E, 2022-E
Darrel Czubaj.....2002	Jordan Kidd.....2009	Chris Ratcliff.....2007, 2008	Jeff Williams.....2010, 2011, 2012
Brody Dalton.....2022	Kofe Kimbrell.....2019, 2020, 2021, 2022	Justin Rau.....2017-E, 2018-E, 2019-E, 2020-E	Kendall Williams.....2020
Moe Davenport.....2011, 2012	Nolan Kimmey.....2019, 2020, 2021	John Rayba.....2022-E	Brent Wisniewski.....2006, 2007, 2008, 2009
Toney Davis.....2010	Jimmy Kinaia.....2007, 2008, 2009, 2010-E, 2011-E	Donte Reed.....2021, 2022	Steve Wisniewski.....2008
Anthony DeDamos.....2013, 2014, 2015-E, 2016-E	Darrin King II.....2020-E, 2021	John Rehberg.....2004, 2005, 2006, 2007	Scott Wooster.....1997, 1999
Kevin Dixon.....2x 1991 (Special Teams)	Alex Kish.....2014	Drake Reid.....2020-E, 2021-E, 2022-E	Kevin Worthy.....1993*
Andy Dombrowski.....2001, 2002	Christian Klink.....2016, 2017, 2018	Josh Renel.....2009, 2010-E, 2011-E	Joe Wright III.....2019, 2020, 2021, 2022
Drew Dowding.....2015-E, 2016-E, 2017-E, 2018-E	Jeff Knight.....2021, 2022	Ed Reny.....2014, 2015, 2016	Cory Zauner.....2010
Damond Duncan.....2020-E, 2021, 2022	Dale Knuth.....2004, 2005, 2006, 2007	Tommy Richardson.....2014-E, 2015, 2016	Charlie Younger.....2016-E, 2017-E, 2018-E, 2019-E
Jacob Edelman.....2020, 2021, 2022	Mike Komor.....2012, 2014	Darece Roberson, Jr.....2017, 2018, 2019	Cory Zauner.....2008, 2009
Chandler Edwards.....2020	Paul Kroll.....1989, 1990*	Chrishoun Roberts.....2020, 2021, 2022	D.J. Zezula.....2016, 2017
Leon Eggleston.....2016, 2017, 2018, 2019	Cooper Kukul.....2018-E, 2019-E, 2020-E, 2021, 2022	Jon Roberts.....1998*	Alex Ziedas.....2014-E, 2015-E, 2016-E
Charles Ellington III.....2020, 2021, 2022	Josh Kulka.....2021-E, 2022-E	Antwon Robinson.....2010	Joe Ziedas.....2020, 2021
Corey Ester.....2016, 2017, 2018-E	Dakota Kupp.....2019	Jon Robinson.....2009, 2010, 2011	Andy Zimmerman.....2013, 2014-E, 2015-E, 2016-E
Kyle Fater.....2003	Mike Laamanen.....2010	Ray Rocheleau.....2006, 2009	
Matt Faulkner.....2008, 2009, 2010-E	Kyle Lewis.....2020-E	Jeff Roeschke.....2000, 2001	
Chad Fietsam.....1988	Frank Lietke.....2005, 2006, 2007	Cameron Rogers.....2019, 2020, 2021	
Jim Filipiak.....1995*, 1996	Kenny Loney.....2008, 2009, 2010, 2011	Carl Roscoe.....2012, 2013, 2014, 2015	
Matt Fishburn.....1997	Joe Long.....2008, 2009, 2010, 2011	Raleigh Ross.....2008	
Maxx Fisher.....2021-E, 2022-E	Hayden Loya.....2021-E, 2022-E	Eric Ruth.....1991, 1993	
Dan Flannery.....2000	Tim MacLean.....2011, 2012	Gary Ruttan.....1994*, 1995*	
Daishawn Franklin.....1998-E	Chris Manno.....2004	Mohamed Saad.....2020-E, 2021-E, 2022-E	
Will Gardner.....2010	Antonio Mansour.....2006	Owen Salingue.....2022	
Randy Garvin.....2015, 2016, 2017-E, 2018-E	Terrance Mansour.....2006	Terry Sanders.....2017, 2018, 2019, 2020	
Zack George.....2010	Aaron Mass.....2022-E	Mike Sawchuk.....2012, 2013, 2014, 2015	
Blake Gilliam.....2021-E, 2022-E	Jacob Mass.....2019, 2020, 2021, 2022	Kenny Schmidt.....2004, 2005, 2006, 2007	
Steven Glenn.....2017, 2018, 2019, 2020-E	Andrew Matt.....2010-E, 2011, 2012, 2013	Tyler Schompert.....2021-E, 2022-E	
Michael Gluski.....1998*	Matt Maus.....2008, 2009, 2011	Paul Schroeder.....1993	
Jorge Gomez.....2001, 2002, 2003	Blake Mazur.....2014-E, 2015, 2016-E, 2017-E	Matt Shango.....2007, 2008, 2009	
Luis Gomez.....2007	Sean McCarthy.....2011-E, 2012-E	Ian Sharp.....2018-E, 2019-E, 2020-E	
	Luis Gomez.....2007	Jake Sheets.....2014	

MIFC selected First Team Offense and First Team Defense plus honorable mention (denoted by *) from 1990-98.

Starting in 2010, the GLIAC recognized All-Academic Excellence (cumulative GPA 3.5+) and All-Academic (cumulative GPA 3.0-3.49). Excellence honorees are denoted by -E.

WSU had 50 football players receive GLIAC All-Academic honors for fall 2022. The Warriors have had 586 Academic All-GLIAC honorees in the last 21 years (2002-22).

SENIOR ALL-STAR GAME PARTICIPANTS

Running back Joique Bell became the first former Wayne State University player to participate in the Senior Bowl. In January of 2010, he rushed for 17 yards on eight carries, but recorded a first down on three of his rushing attempts.

Four of his carries came on the North's initial drive of the game setting up a field goal.

Left tackle Nate Theaker, the 2016 GLIAC Offensive Lineman of the Year, participated in the 2017 NFLPA Bowl, while guard Robert Kelly played in the 2016 National Bowl in Daytona Beach, Fla.

Most recently offensive lineman Landin Mitchell played in the 2021 National Bowl, while linebacker Leon Eggleston received Defensive MVP honors for the National Team, at the 2019 National Bowl held in Daytona Beach, Fla. Eggleston tied for game-high honors with 12 tackles (8 solo, 4 assisted) along with an interception in leading the National Team to a 31-29 victory over the American squad.

Cornerback James Howard participated in the 2017 National Bowl, while offensive lineman Israel Helms competed in the 2018 FCS National Bowl and the 2019 Spiral Tropical Bowl.

Four members of the class of 2014 participated in the All-American Bowl Game at AT&T Stadium in Dallas. Defensive linemen Justice Akuezue and Sam Sillmon, along with linebacker Marcell Jones and running back Jay Hayes competed with Sillmon receiving the Jim Marshall Award as the Best Defensive Lineman in the contest.

Ed Viverette and Toney Davis, both seniors in 2013, played in the National Bowl Game in Miami, Fla. Davis totaled 94 rushing yards on nine carries with a touchdown, while Viverette made numerous tackles.

In January of 2012, offensive tackle Joe Long played in the 87th East-West Shrine Game®. The Game was held at Tropicana Field in St. Petersburg, Fla. Long played offensive tackle and served as a long snapper in the contest.

In January of 2011, cornerback Stan Thornton played in the Division II Cactus Bowl. He tallied two tackles and a pass break-up as his Red Storm squad recorded a 28-6 triumph over the Blue Devils.

Thornton had a pass break-up of Hillsdale quarterback Troy Weatherhead's attempt on a third-and-two play on the game's opening drive.

Thornton's participation marked the 13th by a Wayne State player in the Division II All-Star game.

The Warriors had two seniors from the 2008 campaign participate in post-season bowl games. Both safety Dante Dunn and linebacker Tristan Black played in the East Coast Bowl, while Dunn also saw action in the 2009 Cactus Bowl.

Dunn was in on three tackles for the North, while Black made two tackles at the East Coast Bowl.

In the Cactus Bowl, Dunn led the East defense with a forced fumble and a fumble recovery along with eight tackles, including one for loss.

Running back Craig Duppong participated in the 2003 Whataburger Cactus Bowl held in Kingsville, Texas, on the campus of Texas A&M University-Kingsville.

Duppong led the East squad in rushing with 33 yards on 12 carries. On his first carry of the game, on a fourth-and-one, Duppong gained three yards. His 11-yard run on the first drive of the second half set up the East's squad first points. On a third-and-two rush in the fourth quarter, Duppong gained three yards and another first down. In overtime, he had a five-yard carry on a second-and-10 that led to an East field goal and a 27-24 lead. The West squad threw a 35-yard touchdown pass on its first play

in the extra session for a 30-27 win.

The year before, WSU senior wide receiver Pierre Brown participated in the 2002 Whataburger Cactus Bowl. Brown had four receptions for 42 yards for the East squad.

Formerly known as the Snow Bowl, the Cactus Bowl used an East/West format until the 2011 game with teams comprised of Division II Players.

Huston Julian played in the 2001 Cactus Bowl following the completion of the 2000 season.

"This was just an amazing experience," said Julian. "It was nice to put on the pads once again and play the game that I love. There was great support from the community for the game and it was an unbelievable atmosphere to be around. It was nice to be a celebrity for a week."

After the end of the 1997 campaign, Tony Hawk and Derek Lindsay both participated in the 1998 contest. The previous year Ken Johnson was selected, while Gary Ruttan played in the 1996 game. Matt Carey and Joe Gough each participated in the 1995 Snow Bowl.

The inaugural NCAA Division II All-Star game was held on January 6, 1994, at the FargoDome in Fargo, North Dakota.

Wayne State linebacker Tom Beer was one of six players selected from the MIFC to participate in the inaugural Snow Bowl.

The East Coast Bowl was an annual college All-Star football game played the Saturday following Thanksgiving at Historic Cameron Field in Petersburg, Va.

The game was cosponsored by the City of Petersburg and the National Football Foundation/College Hall of Fame and all revenue generated was used to award a scholarship for a high school senior who planned to play football on the Division I-AA, II or III level. Aside from having the opportunity to showcase their ability in front of professional scouts, players had inspirational visits to community centers, hospitals and convalescent centers.

WSU PLAYERS IN SENIOR BOWL GAMES


- 2021 - Landin Mitchell, FCS National Bowl (Daytona Beach, Fla.)
- 2019 - Leon Eggleston, National Bowl (Daytona Beach, Fla.)
- 2018 - Israel Helms, FCS National Bowl (Daytona Beach, Fla.) and Spiral Tropical Bowl (Daytona Beach, Fla.)
- 2017 - James Howard, National Bowl (Daytona Beach, Fla.)
- 2016 - Nate Theaker, NFLPA Bowl (Carson, Calif.); Robert Kelly, National Bowl (Daytona Beach, Fla.)
- 2014 - Justice Akuezue, Jay Hayes, Marcell Jones and Sam Sillmon, All-American Bowl Game (Dallas)
- 2013 - Ed Viverette and Toney Davis, National Bowl Game (Miami, Fla.)
- 2012 - Joe Long, East-West Shrine Game (St. Petersburg, Fla.)
- 2011 - Stan Thornton, Cactus Bowl (Kingsville, Texas)
- 2010 - Joique Bell, Senior Bowl
- 2009 - Dante Dunn and Tristan Black, East Coast Bowl (Petersburg, Va.)
- 2009 - Dante Dunn, Cactus Bowl
- 2003 - Craig Duppong, Whataburger Cactus Bowl (Kingsville, Texas)
- 2002 - Pierre Brown, Whataburger Cactus Bowl (Kingsville, Texas)
- 2001 - Huston Julian, Cactus Bowl
- 1998 - Tony Hawk and Derek Lindsay, Snow Bowl
- 1997 - Ken Johnson, Snow Bowl
- 1996 - Gary Ruttan, Snow Bowl
- 1995 - Matt Carey and Joe Gough Snow Bowl
- 1994 - Tom Beer, inaugural Snow Bowl (Fargo, North Dakota)



Joique Bell (#25) played in the 2010 Senior Bowl.



Craig Duppong played in the 2003 Cactus Bowl.



Leon Eggleston was the Defensive MVP of the 2019 National Bowl.

WSU'S ALL-AMERICANS/NATIONAL AWARD WINNERS

HARLON HILL

Wayne State University running back Joiqie Bell was the 2009 recipient of the Harlon Hill Trophy.

He was one of 24 candidates for the 2007 Harlon Hill Trophy and in 2006, Bell was one of just two freshmen who made the initial cut.

In 2010, Josh Renel was in the final 24. The 24 candidates are placed on regional ballots and the top two players from each of the four NCAA Super Regions advance to the national ballot.

HARLON HILL WINNERS

Year	Player	Pos.	School
1986	Jeff Bentrin	QB	North Dakota State
1987	Johnny Bailey	RB	Texas A&M-Kingsville
1988	Johnny Bailey	RB	Texas A&M-Kingsville
1989	Johnny Bailey	RB	Texas A&M-Kingsville
1990	Chris Simdorn	QB	North Dakota State
1991	Ronnie West	WR	Pittsburg State
1992	Ronald Moore	RB	Pittsburg State
1993	Roger Graham	RB	New Haven
1994	Chris Hatcher	QB	Valdosta State
1995	Ronald McKinnon	LB	North Alabama
1996	Jarrett Anderson	TB	Truman State
1997	Irvin Sigler	TB	Bloomsburg
1998	Brian Shay	RB	Emporia State
1999	Corte McGuffey	QB	Northern Colorado
2000	Dusty Bonner	QB	Valdosta State
2001	Dusty Bonner	QB	Valdosta State
2002	Curt Anes	QB	Grand Valley
2003	Will Hall	QB	North Alabama
2004	Chad Friehauf	QB	Colorado School of Mines
2005	Jimmy Terwilliger	QB	East Stroudsburg
2006	Danny Woodhead	RB	Chadron State
2007	Danny Woodhead	RB	Chadron State
2008	Bernard Scott	RB	Abilene Christian
2009	Joiqie Bell	RB	Wayne State
2010	Eric Czerniewski	QB	Central Missouri
2011	Jonas Randolph	RB	Mars Hill
2012	Zach Zulli	QB	Shippensburg
2013	Franklyn Quiteh	RB	Bloomsburg
2014	Jason Vander Laan	QB	Ferris State
2015	Jason Vander Laan	QB	Ferris State
2016	Justin Dvorak	QB	Colorado School of Mines
2017	Luis Perez	QB	Texas A&M-Commerce
2018	Jayru Campbell	QB	Ferris State
2019	Roland Rivers III	QB	Slippery Rock
2021	Tyson Bagent	QB	Shepherd
2022	John Matocha	QB	Colorado School of Mines

The nomination of players for the Harlon Hill Trophy and the voting on these players is conducted by the sports information directors at the 166 NCAA Division II schools which compete in football. Schools may nominate any player who has distinguished himself as being among the best players in the NCAA Division II during the current season. To insure national representation on the voting for the Harlon Hill Trophy balloting, voting is first conducted on regional basis within the four NCAA regions. Player nominations from the Northeast, South, Midwest and West are broken down into regions and sent to the National Advisory Committee for review.

Defense Honorable Mention

1993.....Tom Beer
1994.....Gary Ruttan
1995.....Gary Ruttan

Offense Special Honorable Mention

1994..... Matt Carey

D2Football.com

National Offensive Player of the Year

2009..... Joiqie Bell

First Team

2009..... Joiqie Bell
2011.....Jeremy Jones
2011.....Joe Long
2016.....Nate Theaker
2019..... Leon Eggleston

Second Team

2006..... Joiqie Bell
2006.....David Chudzinski
2008.....Dante Dunn
2011..... Troy Burrell
2014.....Nores Fradi
2016..... Romello Brown

Honorable Mention

2007..... Joiqie Bell
2010.....Daunte Akra
2010.....Jeremy Jones
2010.....Joe Long
2011.....Josh Renel
2018..... Tommy Richardson

D2Football.com

All-Decade First Team (2010-2019)

Joe Long

All-Decade Second Team (2000-2009)

Joiqie Bell

CollegeSportsReport.com

Special Mention

2003.....Craig Duppong

Beyond Sports Network

First Team

2014.....Nores Fradi

Honorable Mention

2013..... Stefan Terleckyj (P)

Hansen's Football Gazette

National Offensive

Back of the Year

2009..... Joiqie Bell

Offense First Team

2006.....David Chudzinski
2009..... Joiqie Bell
2010..... Josh Renel (all-purpose)
2011.....Joe Long

Defense First Team

2011.....Jeremy Jones

Offense Second Team

2006..... Joiqie Bell
2011..... Troy Burrell
2016.....Nate Theaker

Defense Second Team

2008.....Dante Dunn

Offense Third Team

1994..... Joe Gough
2003..... Craig Duppong
2011..... Josh Renel (all-purpose)
2016..... Romello Brown

Defense Third Team

1988.....Marty Altounian
1994.....Tim Morris

Honorable Mention

1988.....Joe Benke
1988.....Randy Holmes
1988.....Derrick Mason
1997.....Tony Hawk
2002.....Craig Duppong
2006.....Derrion Fuqua
2010.....Stan Thornton
2011.....Toney Davis
2011.....Greg Hasse
2011.....Chet Privett
2018.....Tommy Richardson
2022.....Blake Bustard

Football News

Defense Honorable Mention

1986..... Mark Brown

C.M. Frank

Offense Second Team

1994..... Joe Gough

Defense Second Team

1994.....Tim Morris

Offense Honorable Mention

1993..... Joe Gough

Gene Upshaw Award

Top Lineman

(Offense+Defense) in D-II

2011.....Joe Long

Collier's Magazine

All-American

Honorable Mention

1953..... Vic Zucco

Associated Press

Little All-American

First Team

2006.....David Chudzinski
2009..... Joiqie Bell
2011.....Joe Long
2011.....Jeremy Jones
2014.....Nores Fradi
2016.....Nate Theaker

Third Team

2000..... Pierre Brown
2006..... Joiqie Bell
2010.....Jeremy Jones
2011..... Troy Burrell

Honorable Mention

1983.....Matt Didio
1988.....Randy Holmes
1988.....Joe Benke

American Football Coaches Association (AFCA)

First Team

2006..... Joiqie Bell
2009..... Joiqie Bell
2011.....Jeremy Jones
2014.....Nores Fradi
2016.....Nate Theaker

Second Team

2019..... Leon Eggleston

Division II SID/D2CCA/ Daktronics, Inc.

National Offensive

Player of the Year

2009..... Joiqie Bell

Offense First Team

2006.....David Chudzinski
2009..... Joiqie Bell
2011.....Joe Long
2016.....Nate Theaker

Offense Second Team

2006..... Joiqie Bell
2011..... Troy Burrell

Defense First Team

2010.....Jeremy Jones
2014.....Nores Fradi

Defense Second Team

2011.....Jeremy Jones

Defense Third Team

1994.....Tim Morris

Offense Honorable Mention

1994..... Joe Gough



Joiqie Bell and head coach Paul Winters in Florence, Ala., following the 2009 Harlon Hill Trophy presentation.



Joe Long accepting the 2011 Gene Upshaw Award during the East-West Shrine Game week activities.

WSU'S ALL-REGION/NATIONAL PLAYERS OF THE WEEK

ALL-REGION SELECTIONS

Daktronics, Inc./Division II Conference
Commissioner's Association

Super Region #3 Offensive Player of the Year

2009.....Joique Bell

Northeast Region First Team

1994.....Tim Morris
2000.....Huston Julian
2002.....Craig Duppong

Northwest Region/Super Region #3/#4 First Team

2006.....Joique Bell
2006.....David Chudzinski
2007.....Joique Bell
2008.....Dante Dunn (Safety)
2008.....Dante Dunn (Ret. Specialist)
2009.....Joique Bell
2010.....Daunte Akra
2010.....Jeremy Jones
2011.....Troy Burrell*
2011.....Jeremy Jones
2011.....Joe Long*
2014.....Nores Fradi
2016.....Nate Theaker
2019.....Leon Eggleston

* Top vote-getter at position.

Northeast Region Second Team

1994.....Joe Gough
2000.....Pierre Brown
2000.....Thabiti Williamson
2003.....Craig Duppong

Northwest Region/ Super Region #3/#4 Second Team

2008.....Joique Bell
2008.....Cornelius Dillard
2008.....Matt Shango
2010.....Joe Long
2011.....Josh Renel
2012.....Gerren DuHart
2014.....Trent Brodbeck
2014.....Zak Bielecki
2016.....Romello Brown
2016.....Deiontae Nicholas

Hansen's Football Gazette

Super Region #3 Offensive Player of the Year

2011.....Joe Long

All-Northeast Region/Northwest Region/ Super Region #3/#4 First Team

2003.....Craig Duppong (All-Purpose)
2006.....Joique Bell (RB)
2006.....David Chudzinski (PK)
2008.....Dante Dunn (DB)
2009.....Joique Bell (RB)
2010.....Josh Renel (All-Purpose)
2011.....Joe Long (OT)
2011.....Josh Renel (RB + All-Purpose)
2011.....Troy Burrell (WR)
2011.....Jeremy Jones (S)
2012.....Gerren DuHart (CB)
2016.....Nate Theaker (OT)

All-Northeast Region/Northwest Region/ Super Region #3/#4 Second Team

2002.....Craig Duppong (All-Purpose)
2006.....Derrion Fuqua (DB)
2007.....Joique Bell (All-Purpose)
2008.....Cornelius Dillard (DB)
2010.....Stan Thornton (CB)
2011.....Chet Privett (FB)

2011.....Greg Hasse (DE)
2012.....Stefan Terleckyj (P)
2016.....Romello Brown (RB)
2018.....Tommy Richardson (OL)
2019.....Landin Mitchell (LT)

All-Northwest Region/Super Region #3/#4 Third Team

2005.....Michael Hall (DL)
2006.....Ryan Cue (OL)
2007.....Dante Dunn (Return Specialist)
2010.....Daunte Akra (DE)
2010.....Troy Burrell (WR)
2010.....Joe Long (LT)
2011.....Will Khoury (RT)
2011.....Raleigh Ross (LB)
2011.....Toney Davis (RB)
2013.....Stefan Terleckyj (P)
2014.....Desmond Martin (RB)
2014.....Trent Brodbeck (TE)
2014.....Nores Fradi (LB)
2015.....Romello Brown (RB)
2015.....Tommy Richardson (LG)
2016.....Tommy Richardson (G)
2018.....Israel Helms (LT)
2019.....Deiontae Nicholas (RB)

D2Football.com

Northwest Region First Team

2006.....Joique Bell
2006.....David Chudzinski

Northwest Region Second Team

2005.....Leo Wells

Northeast Region Honorable Mention

2003.....Craig Duppong

NATIONAL PLAYER OF THE WEEK SELECTIONS

Hansen's Gazette National Defensive Player of the Week

1995.....Ron Adkins vs. Northern Michigan

Hansen's Gazette National Offensive Player of the Week

1988.....Randy Holmes vs. Valparaiso
2002.....Randy Hutchison at Michigan Tech
2006.....Joique Bell vs. Mercyhurst
2006.....Joique Bell vs. Hillsdale

Hansen's Gazette National Offensive Player of the Week

2003.....Jerriel Burrus vs. Gannon

D2Football.com National Offensive Player of the Week

2009.....Joique Bell vs. Ashland
2009.....Joique Bell vs. Northwood

D2Football.com National Defensive Player of the Week

2008.....Dante Dunn vs. Indianapolis (co)
2010.....Jeremy Jones vs. Saginaw Valley
2011.....Jeremy Jones vs. Michigan Tech
2013.....Ed Viverette vs. Ashland
2019.....Leon Eggleston vs. Michigan Tech

D2Football.com National Special Teams Player of the Week

2008.....David Chudzinski, Ferris State
2008.....Dante Dunn vs. Indianapolis

D2Football.com Honorable Mention

National Offensive Player of the Week
2006.....Joique Bell vs. Mercyhurst

D2Football.com Honorable Mention

National Defensive Player of the Week
2003.....Earl Carruthers at Ashland
2005.....Alan Guy vs. Indianapolis



WSU head coach Paul Winters was the 2011 AFCA (American Football Coaches Association) Division II National Coach of the Year recipient.



Jeremy Jones during one of his three first half interception returns at Nebraska-Kearney in the second round of the 2011 NCAA playoffs.



Troy Burrell making one of his catches in the playoff win at Minnesota-Duluth.

ACADEMIC SUCCESS

NCAA Post-Graduate Scholarship

1976.....	Ed Skowneski
1981.....	Phillip Emery

CoSIDA Academic All-American

1971.....	Gary Schultz
1971.....	Ken Russell
1972.....	Walt Stasinski
1975.....	Robert Rogers
2011.....	Josh Renel
2018.....	Kyle Toth
2019.....	Kyle Toth
2020.....	Lane Potter
2021.....	Lane Potter

CoSIDA Academic All-District First Team

1983.....	Lennie Jacosky
2002.....	Jorge Gomez
2003.....	Nick Pappas
2004.....	Ryan Oshnock
2005.....	Dan Barnes
2006.....	Dan Barnes
2006.....	Ryan Oshnock
2008.....	Andrew Bates
2010.....	Josh Renel
2011.....	Josh Renel
2018.....	Kyle Toth
2019.....	Deiontae Nicholas
2019.....	Kyle Toth
2020-21.....	Steven Glenn
2020-21.....	Lane Potter
2020-21.....	Reid Thompson
2021.....	Lane Potter

CoSIDA Academic All-District Second Team

1996.....	Jim Filipiak
2002.....	Stephen Wayne
2006.....	Frank Lietke
2006.....	Jake Weingartz
2007.....	Andrew Bates
2007.....	Frank Lietke
2009.....	Josh Renel
2009.....	Bruno Shkreli
2010.....	Nick Thomas

CoSIDA Academic All-District Honorable Mention

1983.....	Scott Fisher
-----------	--------------

College Sports Communicators (formerly CoSIDA) Academic All-District


2022.....	Damond Duncan
2022.....	Josh Kulka
2022.....	Griffin Milovanski
2022.....	Noah Nicklin
2022.....	Kane Quinlan
2022.....	Drake Reid
2022.....	Tyler Schompert
2022.....	Julius Wilkerson

National Football Foundation (NFF)

Hampshire Honor Society

2006-07.....	Ryan Oshnock
2007-08.....	Guye Goodlow
2007-08.....	Frank Lietke
2007-08.....	Dale Knuth
2007-08.....	Kenny Schmidt
2008-09.....	Andrew Bates
2009-10.....	Joe Claiborne
2009-10.....	Bruno Shkreli
2010-11.....	Matt Faulkner
2011-12.....	Troy Burrell
2011-12.....	Will Khoury
2011-12.....	Jimmy Kinaia
2011-12.....	Greg Oberstaedt
2011-12.....	Josh Renel
2011-12.....	Jon Robinson
2012-13.....	Steve Conway
2012-13.....	Sean McCarthy
2012-13.....	Mickey Mohner
2012-13.....	Nick Thomas
2013-14.....	Andrew Matt
2013-14.....	Chet Privett
2013-14.....	Stefan Terleckyj
2014-15.....	Thom Box
2014-15.....	Ben Walker
2015-16.....	Rabeah Beydoun
2015-16.....	Carl Roscoe
2016-17.....	Trent Brodbeck
2016-17.....	Anthony DeDamos
2016-17.....	Jimmy Hendrix
2016-17.....	Nate Theaker
2016-17.....	Aaron Weston
2016-17.....	Alex Ziedas
2016-17.....	Andrew Zimmerman
2017-18.....	Dustin Carlin
2017-18.....	Blake Mazur
2017-18.....	Manny Mendoza
2017-18.....	Greg Webber
2018-19.....	Drew Dowding
2018-19.....	Corey Ester
2018-19.....	Randy Garvin
2018-19.....	Paul Graham
2018-19.....	Shane Holler
2018-19.....	Preston Pelham
2018-19.....	Anthony Pittman
2018-19.....	Tommy Richardson
2018-19.....	Logan Smith
2019-20.....	Tiroca Battle
2019-20.....	Brady Beedon
2019-20.....	Andy Bielecki
2019-20.....	Stephen Charron
2019-20.....	Luke Ketterman
2019-20.....	Deiontae Nicholas
2019-20.....	Darece Roberson
2019-20.....	Ryan Smith
2019-20.....	Kyle Toth
2019-20.....	Charlie Younger
2020-21.....	Steven Glenn
2020-21.....	Taylor McCarty
2020-21.....	Justin Rau
2020-21.....	Terry Sanders
2020-21.....	Ian Sharp

2020-21.....	Spencer Stephenson
2021-22.....	Jake Amrhein
2021-22.....	Luke Bevilacqua
2021-22.....	Landin Mitchell
2021-22.....	Lane Potter
2021-22.....	Cameron Rogers
2021-22.....	Reid Thompson
2021-22.....	Joe Ziedas
2022-23.....	Shavez Hawkins, Jr.
2022-23.....	Kofe Kimbrell
2022-23.....	Cooper Kukal
2022-23.....	Julius Wilkerson



Gary Schultz was a 1971 CoSIDA Academic All-American.

The Wayne State University Department of Athletics is committed to the academic foundation of the Warrior student-athletes, their professional development and community involvement. Programs have been implemented to improve academic performance and retention in order to deliver success in the classroom. During the 2022-2023 academic calendar year 73.39% of the Wayne State student-athlete body received a 3.0+ Grade-Point Average.

The Wayne State football program had 50 student-athletes receiving GLIAC All-Academic team recognition during the 2022-23 academic year.

Football is prevalent in the community through involvement associated with the Student-Athlete Advisory Committee. Two members from each of the 18 Wayne State sports serve on the committee in efforts to build leadership and a strong relationship with the surrounding community. Joining the entire student-athlete body, the football team assists with fund raising for the Make-A-Wish Foundation, generating resources through canned food and clothing drives, volunteering at local soup kitchens, and mentoring programs.

Starting with the 2006-07 academic year, 73 Wayne State University football student-athletes have been inducted into the National Football Foundation's Hampshire Honor Society. In 2007-08, WSU led the GLIAC with four honorees.

For the 2008(-09) football season, Andrew Bates was one of two GLIAC players inducted into the Hampshire Honor Society. In 2011-12, WSU had the most inductees of any GLIAC school and any college in the State of Michigan with six.

In 2018-19, Wayne State had a then school-record nine inductees, which led all GLIAC schools and all institutions from the state of Michigan. WSU led all of Division 2 with a school-record 10 inductees for the 2019-20 academic year. In 2020-21, WSU's six inductees were tied for second most of any NCAA Division II school. The Warriors led the GLIAC and were fourth in the state of Michigan with seven graduating football players receiving membership into the 2021-22 National Football Foundation's Hampshire Honor Society.

In addition, WSU was recognized as one of 23 institutions for having at least one inductee each of the 17 years of the program.

Qualifications for membership in the NFF Hampshire Honor Society include:

- * Being a starter or a significant contributor in one's last year of eligibility at an accredited NCAA or NAIA college or university;

- * Achieving a 3.2 cumulative grade point average throughout entire course of undergraduate study.

An elite group of 1,734 players from 328 schools qualified for membership in the Society's 17th year.



Lane Potter was a two-time (2020-21 and 2021) CoSIDA Academic All-American.

NATIONAL FOOTBALL FOUNDATION'S WILLIAM CAMPBELL TROPHY

National Football Foundation William Campbell (Draddy) Trophy Semifinalist

2006.....	Ryan Oshnock
2007.....	Frank Lietke
2008.....	Andrew Bates
2009.....	Bruno Shkreli
2010.....	Matt Faulkner
2011.....	Josh Renel
2012.....	Nick Thomas
2013.....	Chet Privett
2014.....	Thom Box
2015.....	Carl Roscoe
2016.....	Trent Brodbeck
2017.....	Manny Mendoza
2018.....	Drew Dowding
2019.....	Ryan Smith
2020.....	Lane Potter
2021.....	Lane Potter
2022.....	Julius Wilkerson*

*-National Semifinalist

(which recognizes an individual as the absolute best in the country for his combined academic success, football performance and exemplary community leadership)

Oct. 26, 2022

Wayne State Press Release

Wayne State University redshirt senior linebacker Julius Wilkerson has been selected as one of 15 national finalists for the National Football Foundation's William V. Campbell Trophy as announced by the organization.

The William V. Campbell Trophy is presented annually to the top football scholar-athlete in the nation. Wilkerson is the first WSU football player in 104 years to be honored as a finalist. In addition, he is just the fourth GLIAC football student-athlete to be recognized joining Ferris State's Mike Klobucher (2006),



FSU's Jason Vander Laan (2015) and Grand Valley State's Tyler Bradfield (2020).

Wilkerson, who will be completing his bachelor's degree in Psychology in December, hopes to earn a master's degree in Social Work.

The picture above is of Wilkerson at the 2022 National Football Foundation Annual Awards Dinner.

Oct. 26, 2022

National Football Foundation Press Release

The National Football Foundation (NFF) & College Hall of Fame announced the finalists for the 2022 William V. Campbell Trophy®, college football's premier scholar-athlete award that annually recognizes an individual as the absolute best in the nation for his combined academic success, football performance and exemplary leadership. The 15 finalists will each receive an \$18,000 postgraduate scholarship as a member of the 2022 NFF National Scholar-Athlete Class Presented by Fidelity Investments®.


The 15 finalists were selected from an impressive list of 156 semifinalists nationwide from among all NCAA divisions and the NAIA.

The finalists will travel to Bellagio Resort & Casino in Las Vegas for the 64th NFF Annual Awards Dinner Presented by Las Vegas on Dec. 6, where their accomplishments will be highlighted in front of one of the most powerful audiences in all of sports. Live during the event, one member of the class will be declared as the winner of the 33rd Campbell Trophy® and have his postgraduate scholarship increased to \$25,000.

Finalists for 2022 William V. Campbell Trophy®

- Jack Campbell, LB – Iowa (3.49 GPA - Enterprise Leadership)
- Anders Carlson, PK – Auburn (3.92 GPA - Professional Flight Management)
- Jake Chisholm, RB – Dayton (3.98 GPA - Pre-Medicine)
- Nicholas D'Ambrose, RB – Chicago [IL] (3.69 GPA - Neuroscience)
- Ryan Greenhagen, LB – Fordham (3.85 GPA - Business Administration)
- Oso Ifesinachukwu, DL – Yale (3.67 GPA - Biomedical Engineering)
- Ahofitu Maka, OL – UTSA (3.78 GPA - Cyber Security)
- Adrian Martinez, QB – Kansas State (3.55 GPA - Management)
- Peter Oliver, RB – Holy Cross (3.95 GPA - Chemistry & Spanish)
- Walter Rouse, OT – Stanford (3.52 GPA - Biomechanical Engineering)
- Austin Stidham, OL – Troy (3.92 GPA - Biomedical Sciences)
- Julius Wilkerson, LB – Wayne State [MI] (3.85 GPA - Psychology)**
- Austin Williams, WR – Mississippi State (4.00 GPA - Business Administration)
- JR Woods, OL – Johns Hopkins [MD] (3.65 GPA - Economics)
- Michael Wozniak, DL – Saint John's [MN] (3.86 GPA - Accounting)

PRO FOOTBALL AND WAYNE STATE



Tom Kennedy

The first former Wayne player to reach the professional ranks was 1941 letterwinner **Tom Kennedy**. A 6-0, 218-pound offensive tackle from Pittsfield, Mass., Kennedy played two games in 1944

with the Detroit Lions.

The first Tartar ever drafted was **George Gembis**, who was selected in the 13th round (115th overall) by the Brooklyn Dodgers in 1939.

Gene Malinowski, a 1942 letterwinner, played 10 games in 1948 for the Boston Yanks after being drafted in the 9th round (67th overall). He passed for 218 yards and three touchdowns.

Valentino "Tino" Sabuco, a 1946 Tartar letterwinner from Detroit MacKenzie H.S., played 10 games in 1949 with San Francisco of the All-American Football Conference as a 6-1, 206-pound center.

Bob Langas, a 6-4, 230-pound defensive end from Detroit Cooley H.S., and a three-year Wayne letterwinner (1949-50-51), played eight games in 1954 with Baltimore and had one kickoff return for 18 yards.

Jack Crittendon, a 6-1, 190-pound offensive end from Ferndale, lettered from 1950-53 at Wayne. He played 10 games with the Chicago Cardinals in 1954 and had five receptions for 48 yards.

Elbert Richmond, a 1950-51-52 Wayne letterwinner, signed with the Pittsburgh Steelers in 1953 and played two exhibition games for the Green Bay Packers.

Walt Jenkins, a 6-1, 223-pound defensive lineman from Detroit Miller H.S., lettered in 1953 and 1954 at Wayne. He was drafted in the ninth round of the 1955 draft by the Detroit Lions (108th overall) and played two games with Detroit in 1955. He then played in the Canadian Football League with the Hamilton Tiger-Cats from 1956 to 1959, playing at both defensive end and offensive guard.

Vic Zucco, a 1953-54 letterwinner at Wayne, was a 6-0, 187-pound defensive back from Pittsburgh. He was drafted in the fifth round in 1957 by the Chicago Bears (60th overall). Zucco played 38 games with the Bears from 1957-60, playing all 12 games in 1957-58-60, and two contests in 1959. He recorded 12 kickoff returns for 384 yards, eight interception returns for 85 yards, 37 punt returns for 176 yards and returned one fumble for a touchdown.

Ben Paolucci, a three-year (1955-56-57) letterwinner at WSU, was a 6-2, 240-pound defensive tackle from Detroit Cass Tech. He was drafted by the Detroit Lions in the ninth round of the 1958 draft (109th overall). Paolucci played four games with Detroit in 1959.

A.J. Vaughn, a 1965-66-67 WSU letterwinner, was selected in the 12th round by the Atlanta Falcons (302nd overall) in the 1968.

Richard "Dick" Byas, a 5-9, 180-pound defensive back from Detroit MacKenzie H.S., was a three-year letterwinner at WSU (1971-72-73). He played 103 games with the Atlanta Falcons from 1974-80 returning six interceptions for 193 yards, four punts for 30 yards and 23 kickoffs for 519 yards. He scored three touchdowns.

John Sokolosky was a 6-2, 240-pound center from Detroit De La Salle H.S. A four-year letterwinner (1974-75-76-77) at WSU, he played 11 games in 1978 with the Detroit Lions.

Paul Butcher, a 6-0, 230-pound linebacker from Dearborn

St. Alphonsus H.S., earned four letters as a Tartar (1982-83-84-85). He played 134 games with the Detroit Lions, Los Angeles Rams, Indianapolis Colts, Carolina Panthers and Oakland Raiders from 1986-96. He was selected as the special teams player for the 1986 All-Madden Team.

Derric Coakley, a 1989 WSU football letterwinner, returned to professional football following a minor league baseball career. He was selected as the 1998 Professional Indoor Football League Defensive Player of the Year while competing for the Green Bay Bombers. He also played with the Peoria Pirates, Pensacola Barracudas (AF2), Winnipeg Blue Bombers (CFL) and the Tennessee Valley Raptors while earning All-League honors five times.

Tom Beer, a 6-1, 237-pound linebacker from Bay Port H.S., was a four-year (1990-93) letterwinner at WSU. He was drafted in the seventh round of the 1994 draft by the Detroit Lions (215th overall). He played in 41 games with the Lions from 1994-96.

Michael Gluski, who lettered four years at WSU (1994-98), played in AF2 for the Cape Fear Wildcats. Gluski's teammate both at WSU (1995-98) and with Cape Fear was **Daishawn Franklin**.

Pierre Brown, a 1998-2001 WSU letterwinner, signed as a free agent with Detroit in 2002. The 6-1, 180-pound wide receiver from West Bloomfield, had 22 catches for 286 yards and a touchdown in 2003 with the Berlin Thunder of NFL Europe.

Leo Wells, a four-year letterwinner (2002-05), played in 2006 with the Peoria Roughriders of the United Indoor Football League recording eight tackles. He spent the 2007 season with the Kalamazoo Xplosion of the Continental Indoor Football League.

Bobby Boyer, who lettered twice at WSU (2004-05), played in 2006 with the Green Bay Blizzard of AF2 catching 14 passes for 239 yards and two touchdowns. He played in 2007 with the Port Huron Pirates of the CFL and with the Flint Phantoms in 2008. He had 38 catches for 517 yards and seven touchdowns for the Phantoms.

Lee Butler, a 2004-05 letterwinner at WSU, played with the Peoria Roughriders in 2006 where he had six catches including one for a touchdown. **Wes Brown**, a 2005-06 WSU letterwinner, played in 2007 with the Kalamazoo Xplosion of the CFL. Running back **Ricco Hill** played two seasons (2007 and 2008) with the Michigan Gators of the Great Lakes Football League (GLFL).

Eric Newton played a few years for the Detroit Diesels before joining the Southern Michigan Timberwolves of the Mid-Continental Football League (MCFL) for the 2008 campaign. Kicker **Musa Odeh** also played for the Diesels in 2006.

Numerous former WSU players played in the CFL in 2008. **Nick Body** (2002-06 WSU letterwinner) was selected MVP of the championship game after recording 12 receptions for 156 yards and three touchdowns. During the regular season, Body had 66 catches for a league-leading 849 yards and a CFL best 28 touchdowns. Body's teammate with the Saginaw Sting was **Nate Collins**, a 2001-02 WSU letterwinner. One of the owners of the squad was **Mike Johnson**, a WSU tight end from 2000-03.

Other former WSU players competing in the



Joique Bell with Joe Buck during the summer of 2014 taping an NFL Films segment with the Detroit skyline in the background.

third season of the CIFL were **Brandon Dinkins** (Milwaukee Bonecrushers) and **Randy Hutchison** (Kalamazoo Xplosion). Dinkins lettered in 2002 for WSU, while Hutchison was a 2001-03 WSU letterwinner.

Former offensive lineman T.J. Smith played for the West Michigan Force of the MCFL, before joining the Detroit Seminoles. Punter John Lukasik also played for the Seminoles in 2008.

In 2009, **Dante Dunn** had a rookie tryout with the Buffalo Bills.

In the summer of 2009, Randy Hutchison and Nick Body played for the Fort Wayne Freedom of the CIFL. Body also played for the Saginaw Sting of the Indoor Football League along with Nate Collins.

Former kicker **Greg Gundersen** (2003-04) played with the Alabama Vipers and Tulsa Talons of the Arena Football League in 2010 and the Utah Blaze and the Tampa Bay Storm in 2011 connecting on 47-of-59 extra points.

In the spring of 2009, **Tristan Black** was drafted in the second round by the Calgary Stampeders of the Canadian Football League. Black blocked a punt and had four tackles in his first professional game.

Despite being injured most of 2009, Black recorded eight tackles for the Stampeders. In 2010, he was traded to his hometown Toronto Argonauts and recorded seven tackles and a fumble recovery for the Argos. In 2011, he was awarded the game ball following Toronto's season-opening 23-21 victory at Calgary. Black had 13 tackles and an interception in 2011.

In 2012, he helped the Argonauts to the Grey Cup by tallying seven defensive tackles and 17 special teams tackles, while playing in 15 regular-season games. Black also had one special teams tackle during the 2012 playoffs. He signed with Saskatchewan in February of 2013 and helped the Roughriders win the Grey Cup by recording 13 special teams tackles along with a fumble recovery.

During his final CFL season in 2014, Black totaled 13 tackles and two fumble recoveries.



Former Chicago Bears general manager Phil Emery being interviewed by Comcast's Joe Abramson during a Warrior home game. (photo by Christopher Jon Ehrmann)

PRO FOOTBALL AND WAYNE STATE

Wayne State and the NFL Draft

Year	Round	Pick	Team	Name	Position
1994	7	215	Detroit Lions	Tom Beer	LB
1968	12	302	Atlanta Falcons	A.J. Vaughn	RB
1958	9	109	Detroit Lions	Ben Paolucci	DT
1957	5	60	Chicago Bears	Vic Zucco	DB
1955	9	108	Detroit Lions	Walt Jenkins	DE
1947	9	67	Boston Yanks	Gene Malinowski	QB*
1939	13	115	Brooklyn Dodgers	George Gembis	B

*Was drafted in 1948 (12th round/#70) by AAFC San Francisco 49ers.

Joique Bell was originally signed as an undrafted free agent by the Buffalo Bills and spent all of the 2010 pre-season with the Bills. After spending the first two weeks of the NFL regular-season on Buffalo's practice squad, Bell was signed by the Eagles on Sept. 21 and made his NFL regular-season debut in Philadelphia's 28-3 win at Jacksonville. He played in eight NFL regular-season games in 2010 (five with Indianapolis and three with Philadelphia). Bell was signed to the active roster by the New Orleans Saints prior to their playoff game but was inactive for the loss at Seattle.

In the 2011 pre-season with the Saints, Bell had the fifth-most rushing yards of any NFL player with 182. He spent the entire regular-season except the first two weeks on the Saints practice squad before being signed by the Detroit Lions prior to the regular-season finale.

In the 2012 regular season with the Detroit Lions, Bell had 12 multi-reception games and ended the season ranked third in the NFL among running backs with 485 receiving yards and tied for fifth among running backs with 52 receptions.

The first touchdown of his career also happened to be the Lions' first of the 2012 season (against the St. Louis Rams on Sept. 9). He scored on a one-yard carry. Bell's 67-yard run in Week 13 vs. Indianapolis was the longest run of the season by a Lions rusher and the longest for a Detroit running back since 2011. He set then-career highs in Week 16 vs. Atlanta, finishing with nine receptions for 73 yards.

Bell finished the 2012 regular season with 414 yards rushing on 82 carries (5.0 yards per rush) and scored three touchdowns.

In 2013, Bell teamed with Reggie Bush to become the first running back backfield to each have over 500 rushing yards and 500 receiving yards. Bell finished the 2013 campaign with 650 rushing yards and eight touchdowns, while hauling in 53 passes for another 547 yards.

Bell made his first career start in Week 3 at Washington (9/22/13) and recorded a then-career-high 20 rushing attempts and 132 scrimmage yards (63 rush, 69 rec on four catches) while scoring one rushing touchdown. The Benton Harbor native rushed for a career-high 94 yards on 19 attempts with one touchdown and caught three passes for 34 yards in Week 13 vs. Green Bay (11/28).

Bell made six starts in 2014 while playing in 15 games. He led Detroit with 860 rushing yards and seven rushing touchdowns. Bell also recorded his first receiving touchdown and finished with 1,182 all-purpose yards.

Despite playing injured in 2015, Bell rushed for 311 yards and four touchdowns and had 286 receiving yards. Bell played with both Chicago and Detroit.

In his NFL career, Bell rushed for 2,241 yards and 22

touchdowns, while catching 162 passes for 1,638 yards.

Daunte Akra, who played in both 2008 and 2010 at WSU, was on the CFL's Montreal Alouettes practice squad in 2011 before joining the Detroit Lions for training camp. He re-joined Montreal's practice squad for the remainder of the 2011 campaign.

The Chicago Bears, who were led by former Tartar **Phil Emery** (served as general manager from 2012-14), signed safety **Jeremy Jones** to a free agent contract following the 2012 draft. Jones had an interception at Cleveland in the final pre-season game to earn a spot on the 53-man roster. Jones was inactive for the first two regular-season games of the 2012 campaign before retiring.

Joe Long inked a free agent contract with the St. Louis Rams following the 2012 NFL Draft. Long appeared in all four St. Louis pre-season games, but was cut on the day after the pre-season ended. He was signed by the Pittsburgh Steelers in November of 2012, and spent the remainder of the season on the practice squad. He was also on the Steelers practice squad for all of the 2013 regular-season, until the Bears signed him to the active roster for the final two weeks of the regular season. Long was cut by the Bears in August 2014.

Troy Burrell spent a month with the Detroit Lions during the summer of 2012. He also had two different stints on the Lions practice squad during the 2012 regular season.

Desmond Martin, who led WSU in rushing in 2014, was signed by the Detroit Lions as an undrafted free agent during the summer of 2015. He had five carries for 26 yards in the pre-season opener.

Nate Theaker, who was the 2016 GLIAC Offensive Lineman of the Year, signed as an undrafted free agent with the Dallas Cowboys. He spent time on the practice squad for both Dallas and New Orleans in 2017, and was waived by the New England Patriots with an injury settlement in August of 2018. He was signed by the Indianapolis Colts in August of 2019, but was cut after the last pre-season game.

Anthony Pittman, a two-time All-GLIAC First Team selection who finished with 181 career tackles (120-61), was signed as an undrafted free agent by the Detroit Lions in April 2019. He spent the entire 2019 season on the Lions practice squad until making his NFL debut in the regular-season finale against Green Bay where he recorded an assisted tackle. Pittman saw action on 35 plays against the Packers (17 on defense, 18 on special teams). Pittman spent the entire 2020 campaign on the Lions practice squad, but played in all 17 games for the Lions in both 2021 and 2022 totaling 23 tackles, plus a pass break-up and a forced fumble.

Darece Roberson, Jr. spent the 2021 pre-season with the Seattle Seahawks and had a touchdown reception in the final pre-season game. He also saw pre-season action in 2022 with the Toronto Argonauts (CFL).

Brian VanGorder, a former Tartar player (1977-80), is a WSU Hall of Famer. He previously served as an NFL assistant coach with the Jacksonville Jaguars (2005, linebackers), Atlanta Falcons (2007-11, linebackers and defensive coordinator) and the New York Jets (2013, linebackers). He served as the defensive coordinator at Notre Dame (2014-16), a defensive analyst at Oklahoma State (2017), defensive coordinator at Louisville (2018), and defensive coordinator at Bowling Green (2019-20).

Wayne State and the NFL Statistically Speaking

Year	Name	Stats
1944	Tom Kennedy	2 games
1948	Gene Malinowski	10 games (2 starts); 11 rushing attempts for 21 yards; 15-of-54 passing for 218 yards and 3 touchdowns; 3 receptions for -10 yards; 1 interception for 9 yards
1949	Tino Sabuco	10 games; (2 playoff games)
1954	Jack Crittendon	10 games; 5 receptions, 48 yards, long of 15
1954	Bob Langas	5 games (2 starts); 1 kickoff return for 18 yards
1955	Walt Jenkins	2 games
1957-60	Vic Zucco	38 games (27 starts); 8 interceptions for 85 yards; 2 fumble returns for 43 yards & 1 touchdown; 37 punt returns for 176 yards; 12 kickoff returns for 304 yards
1959	Ben Paolucci	4 games
1974-80	Rick Byas	103 games (44 starts); 6 interceptions for 193 yards and 1 touchdown; 10 fumble returns for 68 yards & 1 touchdown; 4 punt returns for 30 yards; 23 kickoff returns for 519 yards; 3 career touchdowns; (3 playoff games)
1978	John Sokolosky	11 games
1986-96	Paul Butcher	134 games (5 starts); 69 tackles; 3 kickoff returns for 7 yards; (1 playoff game)
1994-96	Tom Beer	41 games (1 start); (1 playoff game)
2010-16	Joique Bell	75 games (15 starts); 564 rushing attempts, 2,241 rushing yards, 22 rushing touchdowns, long of 67; 162 receptions, 1,638 yards, 1 receiving touchdown, long of 50; 4 kickoff returns for 69 yards, long of 30; 23 career touchdowns (2 playoff games - 2014 & 2016; 85 [43 rushing + 42 receiving] all-purpose yards)
2019-22	Anthony Pittman	35 games; 24 tackles; 1 quarterback hit; 1 forced fumble; 1 pass break-up