

GLIAC HISTORY

The Great Lakes Intercollegiate Athletic Conference (GLIAC), founded in 1972, has been a leader in the advancement and promotion of intercollegiate athletics for men and women for 50 years.

The charter members of the GLIAC (pronounced GLEE-ack) were Ferris State University, Grand Valley State University, Lake Superior State University, Northwood University (then Institute), and Saginaw Valley State University.

Expansion of the GLIAC began immediately with the addition of Oakland University in 1974. Hillsdale College, Northern Michigan University, and Wayne State University were accepted as members in 1975. In 1977, the conference lost its first member when Northern Michigan withdrew. Michigan Technological University filled the vacancy when it became a member in 1980. After the 1986-87 season, Northwood left the conference and was replaced by Northern Michigan. Northwood rejoined the conference in 1992.

After the 1989 season, the conference dropped football as a sponsored sport. The conference schools sponsoring football joined the members of the Heartland Collegiate Conference in forming the football-only Midwest Intercollegiate Football Conference (MIFC), which began play in 1990.

After nine years as one of the premier conferences in Division II football, the MIFC merged as part of GLIAC on July 1, 1999. With the merger, the University of Indianapolis became an associate member as a football-only school.

The GLIAC entered a new era in the 1995-96 school year. Prior to that time, all GLIAC member institutions were located in the state of Michigan. On Dec. 14, 1994, membership was offered to Ashland University (Ohio), and Gannon University and Mercyhurst College, both located in Erie, Pennsylvania. All three schools began their membership on July 1, 1995.

On July 1, 1997, membership was granted to The University of Findlay, located in Findlay, Ohio. UF replaced Oakland University, which withdrew from the conference after the 1996-97 season as it moved to NCAA Division I status.

The GLIAC membership changed again when Tiffin University of Ohio joined the conference in the 2008-09 academic year. Tiffin was offered membership on June 20, 2007. The addition of Tiffin left the GLIAC with 12 full-time members as Gannon and Mercyhurst moved to the Pennsylvania State Athletic Conference after the 2007-08 season.

The GLIAC began a new era during the 2009-10 academic year. Commissioner Tom Brown, who had presided over the league for 17 years, retired on June 30, 2009. The longest serving commissioner in the history of the GLIAC, Brown expanded the conference from 10 full members to 14 full members and two associate members. Also under his leadership, the conference grew to offering championships in 21 sports while rising to prominence on the national level as GLIAC teams and student-athletes achieved success both in the classroom and on the fields of play.

The Conference expanded on July 1, 2010, when Lake Erie College of Painesville, Ohio, and Ohio Dominican University, located in Columbus, joined the GLIAC. The League further expanded on July 1, 2012,

when Malone University and Walsh University, both located in the Canton, Ohio, area joined the conference. In 2017-18, the Conference welcomed Davenport University and Purdue University Northwest to the membership as the Panthers and Pride began GLIAC competition. Accordingly, Findlay, Hillsdale, Lake Erie, Ohio Dominican and Walsh withdrew from the conference at that same time. The University of Wisconsin-Parkside became a full GLIAC member in 2018-19 as Tiffin departed two years after Malone left the conference. Ashland left the GLIAC in the summer of 2021, and Northwood left in 2022.

The policy-making body of the GLIAC is the Management Council, which is comprised of three representatives from each member institution – its director of athletics, faculty athletics representative and senior woman administrator.

The presidency of the GLIAC Management Council is rotated alphabetically by school, with Keri Becker, Director of Athletics at Grand Valley State University, serving as GLIAC President in 2022-23. Philomena V. Mantella, President at Grand Valley State University, will serve as the chairperson of the GLIAC President's Council.

The GLIAC made history when it hired Dell Robinson as Commissioner. Robinson became the first ethnic minority to serve as D-II commissioner of a non-historically black college or university conference when he began his duties on July 1, 2009, and served through June 2016. Kris Dunbar, formerly director of athletics at Lake Superior State University, joined the GLIAC as its seventh commissioner in May of 2017.

The GLIAC staff consists of: Kris Dunbar, Commissioner; Cam Trudell, Associate Commissioner; Linda Bouvet, Assistant Commissioner; John Regenfuss, Assistant Commissioner; Kim Vieira, Supervisor of Soccer Officials; Jeanne Skinner, Supervisor of Volleyball Officials; Rob Doss, Supervisor of Women's Basketball Officials; Bill Ek, Supervisor of Men's Basketball Officials; MJ Evagash, Supervisor of Women's Lacrosse Officials; Bill Gomoluch Supervisor of Softball Umpires; and Bruce Doane, Jr., Supervisor of Baseball Umpires.



GLIAC Office

4106 East Wilder, Suite 353, Bay City, MI 48706
(989) 894-2529

E-Mail Addresses:

Kris Dunbar
Commissioner
kdunbar@gliac.org

Linda Bouvet
Assistant Commissioner
lbouvet@gliac.org

Cam Trudell
Associate Commissioner/Compliance
ctrudell@gliac.org

John Regenfuss
Asst. Dir. Strategic Communications
jregenfuss@gliac.org





2022 GLIAC COMPOSITE SCHEDULE

Thursday, September 1

West Virginia Wesleyan at Saginaw Valley State 6:00 PM
 Wisconsin-Platteville at Michigan Tech 6:00 PM
 McKendree at Northern Michigan 7:00 PM
 Colorado Mines at Grand Valley State 7:00 PM
 Central Washington at Ferris State 7:30 PM

Saturday, September 3

Wayne State at Slippery Rock 6:00 PM
 Davenport at Truman State 12:00 PM

Saturday, September 10

Shaw at Wayne State 6:00 PM
 Wisconsin-Oshkosh at Northern Michigan 1:00 PM
 Ferris State at Lenoir-Rhyne 1:00 PM
 Michigan Tech at St. Thomas (Minn.) 1:00 PM
 Bowie State at Saginaw Valley State 1:00 PM
 Grand Valley State at Colorado State-Pueblo 6:00 PM
 IDLE-Davenport

Saturday, September 17

Wisconsin-La Crosse at Wayne State 6:00 PM
 Northern Michigan at Davenport (non-GLIAC) . 12:00 PM
 Saginaw Valley State at Northwood 1:00 PM
 Lincoln (Calif.) at Grand Valley State 7:00 PM
 Michigan Tech at Midwestern State (Texas) 7:00 PM
 IDLE-Ferris State

Saturday, September 24 (all games non-GLIAC)

Grand Valley State at Wayne State 6:00 PM
 Saginaw Valley State at Michigan Tech 1:00 PM
 Northwood at Davenport 2:00 PM
 Post at Northern Michigan 2:00 PM
 Waldorf at Ferris State 3:00 PM

Saturday, October 1

Northern Michigan at Wayne State* 6:00 PM
 Ferris State at Findlay 12:00 PM
 Michigan Tech at Davenport* 12:00 PM
 Saginaw Valley State at Grand Valley State* 7:00 PM

Saturday, October 8

Wayne State at Michigan Tech* 1:00 PM
 Grand Valley State at American International .. 12:00 PM
 Davenport at Northern Michigan* 1:00 PM
 Ferris State at Saginaw Valley State* 2:00 PM

Saturday, October 15

Wayne State at Davenport* 12:00 PM
 Northern Michigan at Michigan Tech* 1:00 PM
 Grand Valley State at Ferris State* 1:00 PM
 Indianapolis at Saginaw Valley State 2:00 PM

Saturday, October 22

Saginaw Valley State at Wayne State* 6:00 PM
 Lincoln (Calif.) at Davenport 12:00 PM
 Michigan Tech at Ferris State* 1:00 PM
 Northern Michigan at Grand Valley State* 3:00 PM

Saturday, October 29

Ferris State at Northern Michigan* 1:00 PM
 Grand Valley State at Michigan Tech* 1:00 PM
 Davenport at Saginaw Valley State* 1:00 PM
IDLE-Wayne State

Saturday, November 5

Wayne State at Grand Valley State* 3:00 PM
 Saginaw Valley State at Northern Michigan* 1:00 PM
 Davenport at Ferris State* 1:00 PM
 Michigan Tech at Hillsdale 1:00 PM

Saturday, November 12

Ferris State at Wayne State* 1:00 PM
 Northern Michigan at Lake Erie 12:00 PM
 Grand Valley State at Davenport* 12:00 PM
 Michigan Tech at Saginaw Valley State* 1:00 PM

END OF THE REGULAR SEASON

Saturday, November 19

Division II First Round Playoffs -- Campus Sites, TBA

Saturday, November 26

Division II Second Round Playoffs -- Campus Sites, TBA

Saturday, December 3

Division II Quarterfinals -- Campus Sites, TBA

Saturday, December 10

Division II Semifinals -- Campus Sites, TBA

Saturday, December 17

Division II Finals -- McKinney ISD, McKinney, Texas

Games and times are subject to change.

*-Indicates GLIAC league game.


All times local.



GLIAC
Commissioner
Kris Dunbar



GLIAC Associate Commissioner
Cam Trudell



GLIAC Assistant Commissioner
Linda Bouvet





OPPONENT INFORMATION

SLIPPERY ROCK

Game 1: September 3, 2022 • 6 PM ET
Mihalik-Thompson Stadium • Slippery Rock, Pa.



General Information

Location: Slippery Rock, Pennsylvania 16057
Founded: 1889
Enrollment: 8,876
President: Dr. William J. Behre
Athletics Director: Dr. Roberta Page
Nickname/Colors: The Rock/Green & White
Stadium: Mihalik-Thompson Stadium (10,000)
Surface: Astroturf GameDay Grass 3D
Conference: PSAC
Athletics Web site: RockAthletics.com

Football Information

Head Coach: Shawn Lutz (West Virginia, 1996)
Record at SRU: 48-14 (Six years)
Overall Record: 48-14 (Six years)
Football Office Phone: (724) 738-4428
2021 Overall Record: 9-3 (NCAA First Round)
2021 League Record: 6-1 (PSAC West Division Champs)
Lettermen Returning (Off./Def./Spec.): 32/23/4--59
Starters Returning (Off./Def./Spec.): 7/4/3--14
Basic Offense: Spread
Basic Defense: 4-2-5
Series Record with WSU: Slippery Rock leads 3-2-0

Sports Information

SID: Jon Holtz
SID Phone: (724) 738-4925
SID Email: jonathan.holtz@sru.edu
Pressbox Phone: (585) 734-2185



Shawn Lutz



Noah Grover

SHAW

Game 2: September 10, 2022 • 6 PM ET
Tom Adams Field • Detroit, Mich.



General Information

Location: Raleigh, North Carolina 27601
Founded: 1865
Enrollment: 1,300
President: Dr. Paulette Dillard
Athletics Director: George Knox
Nickname/Colors: Bears/Garnet & White
Stadium: Durham County Memorial Stadium (8,500)
Surface: Turf
Conference: CIAA
Athletics Web site: shawbears.com

Football Information

Head Coach: Adrian Jones (North Carolina Central, 2001)
Record at SU: 22-28 (Five years)
Overall Record: 22-28 (Five years)
Football Office Phone: (919) 743-5709
2021 Overall Record: 6-4
2021 League Record: 5-2
Lettermen Returning (Off./Def./Spec.): 39
Starters Returning (Off./Def./Spec.): 10/7/1--18
Basic Offense: Spread
Basic Defense: 4-2-5
Series Record with WSU: First Meeting

Sports Information

SID: Antoine Lynch
SID Phone: (919) 719-6334
SID Email: antoine.lynch@shawu.edu



Adrian Jones



Antavious Zachery





OPPONENT INFORMATION

WISCONSIN-LA CROSSE

Game 3: September 17, 2022 • 6 PM ET
Tom Adams Field • Detroit, Mich.



General Information

Location: La Crosse, Wisconsin 54601
Founded: 1909
Enrollment: 10,427
Chancellor: Dr. Joe Gow
Athletics Director: Kim Blum
Nickname/Colors: Eagles/Maroon & Gray
Stadium: Roger Harring Stadium at
Veterans Memorial Field Sports Complex (6,250)
Surface: FieldTurf
Conference: Wisconsin Intercollegiate Athletic
Athletics Web site: uwlathletics.com

Football Information

Head Coach: Matt Janus (Wisconsin-Platteville, 2010)
Record at MST: 9-3 (One year)
Overall Record: 9-3 (One year)
Football Office Phone: (608) 785-5173
2021 Overall Record: 9-3 (NCAA Division III Second Round)
2021 League Record: 6-1
Lettermen Returning (Off./Def./Spec.): 80
Starters Returning (Off./Def./Spec.): 9/7/1--17
Basic Offense: Spread
Basic Defense: 4-3
Series Record with WSU: First Meeting

Sports Information

SID: David Johnson
SID Phone: (608) 785-8493
SID Email: djohnson@uwlax.edu



Matt Janus



Joey Stutzman

GRAND VALLEY STATE

Game 4: September 24, 2022 • 6 PM ET
Tom Adams Field • Detroit, Mich.



General Information

Location: Allendale, Michigan 49401
Founded: 1960
Enrollment: 24,667
President: Philomena V. Mantella
Athletics Director: Keri Becker
Nickname/Colors: Lakers/Blue, Black & White
Stadium: Arend D. Lubbers Stadium (10,440)
Surface: FieldTurf
Conference: GLIAC
Athletics Web site: gvsulakers.com

Football Information

Head Coach: Matt Mitchell (Cornell College, 1997)
Record at GVSU: 105-30 (12 years)
Overall Record: 105-30 (12 years)
Football Office Phone: (616) 331-3050
2021 Overall Record: 10-2
2021 League Record: 6-1 (2nd Overall in the GLIAC)
Lettermen Returning (Off./Def./Spec.): 27/29/3--59
Starters Returning (Off./Def./Spec.): 8/5/2--15
Basic Offense: Spread
Basic Defense: 4-3
Series Record with WSU: Grand Valley leads 36-6-0

Sports Information

SID: Tim Nott
SID Phone: (616) 331-3275
SID Email: nottt@gvsu.edu
Pressbox Phone: (616) 331-8646



Matt Mitchell



Cade Peterson





OPPONENT INFORMATION

NORTHERN MICHIGAN

Game 5: October 1, 2022 • 6 PM ET
Tom Adams Field • Detroit, Mich.



General Information

Location: Marquette, Michigan 49855
Founded: 1899
Enrollment: 7,595
President: Fritz Erickson
Interim Athletics Director: Rick Comley
Nickname/Colors: Wildcats/Green & Gold
Stadium: Superior Dome (8,000)
Surface: Artificial Turf
Conference: GLIAC
Athletics Web site: NMUWildcats.com

Football Information


Head Coach: Kyle Nystrom (Michigan State, 1988)
Record at NMU: 9-33 (Five years)
Overall Record: 9-33 (Five years)
Football Office Phone: (906) 227-2105
2021 Overall Record: 4-7
2021 League Record: 2-5 (T-5th Overall in the GLIAC)
Lettermen Returning (Off./Def./Spec.): 33/29/3--62
Starters Returning (Off./Def./Spec.): 9/10/3--22
Basic Offense: West Coast
Basic Defense: 4-2-5
Series Record with WSU: Northern Michigan leads 19-15-0

Sports Information

Football SID: Megan Milliron
SID Phone: (906) 227-1917
SID Email: mmilliro@nmu.edu
Pressbox Phone: (906) 227-1720



Kyle Nystrom



Tyshon King

MICHIGAN TECH

Game 6: October 8, 2022 • 1 PM ET
Sherman Field • Houghton, Mich.



General Information

Location: Houghton, Michigan 49931
Founded: 1885
Enrollment: 7,238
President: Dr. Richard J. Koubek
Athletics Director: Suzanne Sanregret
Nickname/Colors: Huskies/Silver, Gold & Black
Stadium: Sherman Field at Kearly Stadium (3,000)
Surface: Field Turf
Conference: GLIAC
Athletics Web site: michigantechhuskies.com

Football Information


Head Coach: Steve Olson (Valley City State, N.D., 1988)
Record at MTU: 19-22 (Five years)
Overall Record: 19-22 (Five years)
Football Office Phone: (906) 487-2993
2021 Overall Record: 6-4
2021 League Record: 5-2 (3rd Overall in the GLIAC)
Lettermen Returning (Off./Def./Spec.): 26/30/4--60
Starters Returning (Off./Def./Spec.): 8/6/2--16
Basic Offense: Multiple/Pro Set
Basic Defense: 4-2-5
Series Record with WSU: Wayne State leads 19-12-0

Sports Information

Football SID: Charlie Snelson
SID Phone: (906) 487-2350
SID Email: crsnelso@mtu.edu
Pressbox Phone: (906) 487-2388



Steve Olson



Will Ark





OPPONENT INFORMATION

DAVENPORT

Game 7: October 15, 2022 • 12 PM ET
Farmers Athletic Complex • Caledonia, Mich.



General Information

Location: Grand Rapids, Michigan 49512
Founded: 1866
Enrollment: 3,000 (Lettinga Campus)
President: Dr. Richard J. Pappas
Athletics Director: Paul Lowden
Nickname/Colors: Panthers/Red, Black & White
Stadium: Farmers Insurance Athletic Complex (2,000)
Surface: FieldTurf
Conference: GLIAC
Athletics Web site: dupanthers.com

Football Information

Head Coach: Sparky McEwen (Ferris State, 1991)
Record at DU: 17-28 (Five years), includes a 2-0 mark in spring of 2021
Overall Record: 17-28 (Five years)
Football Office Phone: (616) 871-6718
2021 Overall Record: 3-8
2021 League Record: 2-5 (T-5th Overall in the GLIAC)
Lettermen Returning (Off./Def./Spec.): 13/26/2--41
Starters Returning (Off./Def./Spec.): 5/8/2--15
Basic Offense: Multiple
Basic Defense: 4-3
Series Record with WSU: Wayne State leads 3-1-0

Sports Information

SID: Ryan Thompson
SID Phone: (616) 554-5045
SID Email: rthompson62@davenport.edu
Pressbox Phone: (616) 438-0995



Sparky McEwen



Jalen Robinson

SAGINAW VALLEY STATE

Game 8: October 22, 2022 • 6 PM ET
Tom Adams Field • Detroit, Mich.



General Information

Location: University Center, Michigan 48710
Founded: 1963
Enrollment: 8,535
President: Dr. Donald Bachand
Interim Athletics Director: Angela Pohl
Nickname/Colors: Cardinals/Red, White & Blue
Stadium: Harvey Randall Wickes Memorial Stadium (6,300)
Surface: FieldTurf
Conference: GLIAC
Athletics Web site: svsucardinals.com

Football Information

Head Coach: Ryan Brady (Grand Valley State, 2003)
Record at SVSU: 12-10 (Three years)
Overall Record: 12-10 (Three years)
Football Office Phone: (989) 964-7315
2021 Overall Record: 7-4
2021 League Record: 4-3 (4th Overall in the GLIAC)
Lettermen Returning (Off./Def./Spec.): NA
Starters Returning (Off./Def./Spec.): 8/8/2--18
Basic Offense: Spread
Basic Defense: 4-3
Series Record with WSU: Saginaw Valley State leads 32-10-1

Sports Information

SID: Nick McCutcheon
SID Phone: (989) 964-4053
SID Email: nwmccutc@svsu.edu
Pressbox Phone: TBD



Ryan Brady





OPPONENT INFORMATION

GRAND VALLEY STATE

Game 9: November 5, 2022 • 3 PM ET
Lubbers Stadium • Allendale, Mich.



General Information

Location: Allendale, Michigan 49401
Founded: 1960
Enrollment: 24,667
President: Philomena V. Mantella
Athletics Director: Keri Becker
Nickname/Colors: Lakers/Blue, Black & White
Stadium: Arend D. Lubbers Stadium (10,440)
Surface: FieldTurf
Conference: GLIAC
Athletics Web site: gvsulakers.com

Football Information

Head Coach: Matt Mitchell (Cornell College, 1997)
Record at GVSU: 105-30 (12 years)
Overall Record: 105-30 (12 years)
Football Office Phone: (616) 331-3050
2021 Overall Record: 10-2
2021 League Record: 6-1 (2nd Overall in the GLIAC)
Lettermen Returning (Off./Def./Spec.): 27/29/3--59
Starters Returning (Off./Def./Spec.): 8/5/2--15
Basic Offense: Spread
Basic Defense: 4-3
Series Record with WSU: Grand Valley leads 36-6-0

Sports Information

SID: Tim Nott
SID Phone: (616) 331-3275
SID Email: nottt@gvsu.edu
Pressbox Phone: (616) 331-8646



Matt Mitchell



Cade Peterson

FERRIS STATE

Game 10: November 12, 2022 • 1 PM ET
Tom Adams Field • Detroit, Mich.



General Information

Location: Big Rapids, Michigan 49307
Founded: 1884
Enrollment: 13,250
President: Dr. Bill Pink
Athletics Director: Steve Brockelbank
Nickname/Colors: Bulldogs/Crimson & Gold
Stadium: Top Taggart Field (6,200)
Surface: Artificial (Mondo Ecofill)
Conference: GLIAC
Athletics Web site: FerrisStateBulldogs.com

Football Information

Head Coach: Tony Annese (Alma, 1983)
Record at FSU: 101-16 (10 years)
Overall Record: 101-16 (10 years)
Football Office Phone: (231) 591-2860
2021 Overall Record: 14-0
2021 League Record: 7-0 (1st Overall in the GLIAC)
Lettermen Returning (Off./Def./Spec.): 21/24/3--48
Starters Returning (Off./Def./Spec.): 8/9/2--19
Basic Offense: Veer
Basic Defense: 4-2-5
Series Record with WSU: Ferris State leads 31-22-0

Sports Information

SID: Rob Bentley
SID Phone: (231) 591-1934
SID Email: bentleyr@ferris.edu
Pressbox Phone: (231) 591-2375



Tony Annese



Caleb Murphy





NCAA SUPER REGIONS/ALL-TIME SERIES RECORDS

With the Great Midwest Athletic Conference (G-MAC) becoming the 16th NCAA Division II conference to sponsor football, the Super Regions were realigned for 2017.

Super Region One consists of 46 schools in the East and Midwest regions comprising the G-MAC, MEC (Mountain East Conference), the NE-10 (Northeast 10) and the PSAC (Pennsylvania State Athletic Conference).

Super Region Two has 41 football schools consisting of the Atlantic, South and South East regions which include the CIAA (Central Intercollegiate Athletic Association), the GSC (Gulf South Conference), the SAC (South Atlantic Conference), the SIAC (Southern Intercollegiate Athletic Conference) and UNC-Pembroke, an independent.

Super Region Three consists of 38 schools from the Central and Midwest regions comprising the GAC (Great American Conference), the GLIAC (Great Lakes Intercollegiate Athletic Conference), the GLVC (Great Lakes Valley Conference), and the MIAA (Mid America Intercollegiate Athletics Association).

Super Region Four has 40 football schools from the South Central area and the West region which include the GNAC (Great Northwest Athletic Conference), the LSC (Lone Star Conference), the NSIC (Northern Sun Intercollegiate Conference), and the RMAC (Rocky Mountain Athletic Conference).

One hundred sixty-six (166) schools will be competing for 28 spots in the 2022 NCAA Division II playoffs. For the seventh straight year (not including 2020), each region will have seven teams qualify with only the top seed receiving a first round bye.

GLIAC (7 teams)

- Davenport
- Ferris State
- Grand Valley State
- Michigan Tech
- Northern Michigan
- Saginaw Valley State
- Wayne State

GLVC (7 teams)

- Indianapolis
- McKendree
- Missouri S&T
- Quincy
- Southwest Baptist
- Truman State
- William Jewell

GREAT AMERICAN (12 teams)

- Arkansas Tech
- Arkansas-Monticello
- East Central (Ada, Ok.)
- Harding
- Henderson State
- Northwestern Oklahoma State
- Oklahoma Baptist
- Ouachita
- Southeastern Oklahoma State
- Southern Arkansas
- Southern Nazarene (Bethany, Ok.)
- Southwestern Oklahoma State

MIAA (12 teams)

- Central Missouri
- Central Oklahoma
- Emporia State
- Fort Hays State
- Lincoln (Mo.)
- Missouri Southern
- Missouri Western
- Nebraska Kearney
- Northeastern State
- Northwest Missouri State
- Pittsburg State
- Washburn

All-Time Series Records

Opponent	W-L-T	1st Mtg.	Opponent	W-L-T	1st Mtg.
Adrian	0-4-0	1919	Michigan Tech	19-12-0	1967
Akron	4-2-1	1937	Millikin	0-1-0	1960
Albion	3-5-1	1931	Minnesota Duluth	1-0-0	2011
Allegheny	3-3-0	1959	Missouri S&T	0-1-0	2021
Alma	1-2-1	1919	Muskingum	1-0-0	1936
American International	1-0-0	1993	Nebraska-Kearney	1-0-0	2011
Arizona State	0-1-0	1951	New Hampshire	1-1-0	1979
Ashland	8-25-0	1975	Niagara	1-1-0	1948
Assumption	10-1-0	1918	North Dakota State	1-0-0	1954
Augustana (SD)	0-2-0	1968	Northern Iowa	0-2-0	2001
Baldwin-Wallace	1-2-0	1921	Northern Michigan	15-19-0	1957
Bethany	0-2-0	1962	Northwood	21-20-0	1975
Bloomsburg	0-2-0	1996	Notre Dame J.V.	0-1-0	1930
Bluffton	1-0-0	1936	Ohio Dominican	2-1-0	2010
Bowling Green State	1-8-1	1926	Ohio University	0-1-0	1938
Bradley	3-4-0	1950	Ohio Wesleyan	1-2-1	1940
Brandeis	1-2-0	1951	Olivet	1-3-3	1921
Butler	1-6-0	1974	Omaha	3-4-0	1948
California (PA)	1-1-0	1987	Otterbein	1-0-0	1944
Carson-Newman	1-3-0	1994	Parsons	0-1-0	1970
Case Tech	14-3-1	1946	Pittsburg State	0-1-0	2011
Central Michigan	6-20-4	1919	Quantico Marines	0-2-0	1948
Central State (OH)	2-3-0	1970	Quincy	1-0-0	2019
Cincinnati	0-2-0	1939	SUNY-Buffalo	8-3-0	1935
Coast Guard	1-0-0	1969	Saginaw Valley State	10-32-1	1976
Davenport	3-1-0	2017	Saint Francis (IL)	4-1-0	1993
Dayton	0-1-0	1987	Saint Joseph's (IN)	9-6-1	1972
Defiance	2-2-0	1920	Shaw	First Meeting	2022
Detroit	1-10-0	1918	Slippery Rock	2-3-0	1981
Detroit JC Frosh	1-0-0	1928	South Dakota	1-0-0	1950
Drake	1-1-0	1953	South Dakota State	2-1-0	1950
Eastern Illinois	2-5-0	1967	Southern Illinois	2-0-0	1948
Eastern Michigan	12-16-3	1918	Springfield	2-0-0	1946
Edinboro	0-1-1	1985	St. Bonaventure	0-2-0	1948
Evansville	6-0-0	1975	St. Cloud State	1-0-0	2011
Ferris State	22-31-0	1920	St. Mary's	2-0-0	1934
Findlay	11-12-0	1923	Taylor	1-0-0	1960
Gannon	4-1-0	2003	Temple	0-3-0	1950
George Washington	1-1-0	1946	Thiel	4-1-0	1959
Grand Rapids JC	4-2-0	1920	Tiffin	7-4-0	1986
Grand Valley State	6-36-0	1975	Toledo	8-13-1	1919
Great Lakes NTS	2-1-0	1947	Towson State	1-1-0	1979
Grosse Ile Naval Air Station	0-1-0	1942	Truman State (N.E. Missouri State)	3-4-0	1971
Hillsdale	18-39-1	1926	Urbana	1-0-0	2011
Hofstra	0-3-0	1971	Valparaiso	11-7-1	1927
Hope	7-1-0	1923	Walsh	5-0-0	2014
Howard	1-1-0	1975	Washington & Jefferson	3-0-0	1960
Illinois Benedictine	1-1-0	1973	Washington (MO)	4-2-0	1951
Illinois State	1-2-0	1982	West Liberty State	0-1-0	1930
Illinois-Chicago	6-2-0	1966	Western Illinois	1-1-0	1949
Indiana State	0-1-0	1984	Western Michigan	2-7-0	1919
Indianapolis	10-13-0	1973	Western Reserve	7-6-2	1946
Iowa State	0-1-0	1951	Westminster (PA)	1-1-0	1998
John Carroll	2-8-3	1954	Wheaton	0-2-0	1961
Kalamazoo	5-3-0	1932	Wilmington	0-1-1	1929
Kentucky State	4-0-0	1973	Winston-Salem State	1-0-0	2011
Lake Erie	6-1-0	2010	Wisconsin-La Crosse	First Meeting	2022
Louisville	2-4-0	1937	Wisconsin-Milwaukee	2-5-0	1964
Malone	4-0-0	2012	Wisc.-Stevens Point	1-0-0	1977
Manchester	0-0-1	1928	Wittenberg	0-2-0	1933
Marietta	0-2-0	1963	Xavier	0-1-0	1943
Mercyhurst	4-5-0	1998	Youngstown State	1-3-0	1974
Michigan State	0-9-0	1936	TOTALS	389-508-29	436
Michigan State Freshmen	0-1-0	1919			





SERIES SCORES VS. 2022 OPPONENTS

Davenport (3-1)

Year	Res.	Score	Site
11/11/17	W	34-27 (OT)	A
10/6/18	L	14-37	H
11/2/19	W	34-0	A
10/16/21	W	16-3	A
Home:	0-1	Away:	3-0
PtsF:	98	PtsA:	67

Ferris State (22-31)

Year	Res.	Score	Site
10/30/20	W	48-0	H
10/7/22	W	19-0	H
10/13/23	W	54-0	H
10/25/24	W	3-0	H
10/4/25	L	12-13	A
10/14/67	W	27-13	H
10/12/68	L	8-16	A
9/20/69	W	14-7	H
9/26/70	W	24-7	H
9/25/71	W	34-6	A
10/14/72	L	13-24	H
10/13/73	L	7-28	A
11/9/74	W	30-8	H
11/8/75	W	26-14	A
10/2/76	L	12-20	H-(H)
10/1/77	W	35-0	A
9/30/78	W	25-18	H
10/20/79	W	10-6	H
10/18/80	L	14-17	A
10/24/81	L	3-20	H-(H)
11/13/82	W	21-13	A
11/12/83	W	27-7	H
10/20/84	W	23-7	A
11/9/85	L	24-38	H
11/8/86	L	9-10	A
11/14/87	L	28-37	H
11/12/88	L	30-31	A
11/11/89	L	26-55	H
9/22/90	W	29-17	H
9/28/91	W	27-24	A
9/26/92	L	3-21	H
9/25/93	L	6-36	A
10/15/94	L	14-34	H
10/14/95	L	30-39	A
10/5/96	L	7-26	H
10/4/97	W	30-26	A
10/10/98	L	13-37	A
10/9/99	L	20-62	H-(H)
9/23/00	L	30-51	A
9/22/01	L	14-38	H
9/28/02	W	36-21	A
9/27/03	L	16-29	H
11/1/06	L	17-21	A
11/10/07	L	13-17	H
10/18/08	W	19-0	A
10/17/09	W	45-7	H
10/27/12	L	24-35	H
11/2/13	L	10-41	A
10/29/16	L	20-42	A
9/30/17	L	17-59	A
10/27/18	L	28-38	A
10/12/19	L	13-59	H-(H)
11/13/21	L	13-35	A
Home:	13-15	Away:	9-16
PtsF:	1100	PtsA:	1230

Grand Valley State (6-36)

Year	Res.	Score	Site
9/6/75	W	15-6	H
11/6/76	L	0-3	A
11/12/77	L	3-6	H
11/11/78	L	10-24	A
10/6/79	W	17-14	H-(H)
10/4/80	W	10-7	A
10/10/81	L	17-40	H
10/2/82	L	15-32	A
10/1/83	W	22-10	H
11/10/84	W	30-3	A
9/28/85	L	7-10	A
9/27/86	L	3-21	H
10/3/87	L	0-28	A
10/1/88	L	10-13	H
9/30/89	L	10-49	A
11/3/90	L	15-35	A
11/9/91	L	28-59	H
11/7/92	L	14-16	A
11/6/93	L	25-28	H
10/8/94	L	14-31	A
10/7/95	L	10-42	H
9/28/96	L	0-23	A
9/27/97	L	30-46	H-(H)
11/4/00	L	20-22	H
11/3/01	L	12-77	A
9/21/02	L	14-49	H
9/20/03	L	14-50	A
10/2/04	L	0-34	H
10/1/05	L	22-36	A
9/30/06	L	13-36	H
9/29/07	L	10-41	5th/3rd
11/8/08	L	10-24	H
11/7/09	L	28-59	A
11/3/12	L	13-35	A
11/9/13	L	20-34	H
10/11/14	L	3-17	A
10/10/15	L	17-38	H-(H)
11/12/16	L	21-24	H
10/7/17	L	27-45	H
11/10/18	L	21-45	A
11/16/19	W	31-17	A
11/6/21	L	13-62	H
Home:	3-18	Away/Neutral:	3-18
PtsF:	614	PtsA:	1291

Michigan Tech (19-12)

Year	Res.	Score	Site
9/23/67	W	48-7	H
9/21/68	W	23-13	A
10/11/80	W	35-8	H
10/17/81	W	16-13	A
10/16/82	W	45-20	H
10/15/83	W	23-7	A
10/6/84	W	57-20	H
10/12/85	W	30-12	A
10/17/87	W	29-22	A
11/5/94	W	31-13	H
11/4/95	L	3-43	A
10/26/96	W	34-22	H
10/25/97	W	35-28	A
10/31/98	W	25-22 (2-OT)	H
10/30/99	L	10-22	A
10/19/02	W	34-31	A
10/18/03	L	35-42	H
10/9/04	L	23-61	A

Year	Res.	Score	Site
10/8/05	W	25-14	H
9/2/06	W	36-14	A
9/1/07	L	14-21	H
9/18/10	L	7-24	A
9/17/11	W	27-10	H-(H)
11/10/12	L	13-35	H
11/16/13	L	21-28	A
9/4/14	L	17-18	H
9/3/15	L	15-20	A
10/21/17	W	20-14	A
10/13/18	L	20-23	A
11/9/19	W	35-14	H
10/9/21	L	27-30	H-(H)
Home:	10-5	Away:	9-7
PtsF:	813	PtsA:	671

Northern Michigan (15-19)

Year	Res.	Score	Site
11/16/57	W	26-21	H
11/1/58	L	0-39	A
10/24/59	L	13-20	H
9/22/79	L	29-31	A
9/20/80	L	3-26	Pontiac
9/19/81	L	7-52	Pontiac
9/24/88	L	14-34	H
9/23/89	L	13-17	A
10/20/90	W	30-27	A
10/26/91	L	13-20	H
10/24/92	W	27-24	A
10/23/93	W	28-18	H-(H)
11/12/94	L/F	10-28	A
11/11/95	W	28-15	H
11/2/96	L	23-37	A
11/1/97	L	29-35 (OT)	H
10/7/00	W	35-14	H-(H)
10/6/01	W	44-41	A
10/26/02	L	46-49 (OT)	H-(H)
10/25/03	W	45-42	A
9/18/04	L	13-18	H
9/17/05	L	13-15	A
10/11/08	W	24-10	H-(H)
10/10/09	L	20-45	A
10/2/10	W	26-18	H-(H)
10/1/11	W	30-28	A
10/20/12	W	38-31	H-(H)
10/26/13	L	21-33	A
10/18/14	L	30-33	A
10/17/15	W	34-31	H
11/4/17	W	26-24	H
11/3/18	L	24-34	H
10/5/19	W	27-14	A
10/2/21	L	19-26	A
Home:	9-7	Away/Neutral:	6-12
PtsF:	810	PtsA:	950

Saginaw Valley State (10-32-1)

Year	Res.	Score	Site
10/23/76	W	31-14	A
11/5/77	W	38-7	H
9/9/78	W	14-10	A
11/10/79	T	7-7	A
11/8/80	W	31-21	H
11/14/81	W	14-7	A
10/30/82	L	14-23	H
10/29/83	L	7-9	A
10/27/84	L	7-33	H-(H)
10/26/85	L	7-28	A

Year	Res.	Score	Site
10/25/86	L	7-12	H
10/31/87	L	17-20	A
10/29/88	L	22-34	H
9/9/89	L	6-24	H
10/28/89	L	21-30	A
9/8/90	L	6-30	H
9/14/91	W	21-9	A
9/12/92	L	13-32	H
9/11/93	L	31-32	A
9/17/94	L	21-22	H
9/16/95	L	14-44	A
9/7/96	L	3-21	H
9/6/97	L	7-73	A
9/19/98	L	13-44	A
9/18/99	L	33-45	H
10/21/00	L	19-31	H
10/20/01	L	12-45	A
11/16/02	L	14-42	H
11/15/03	L	21-38	A
9/11/04	L	0-45	H
9/10/05	L/F	3-29	A
9/6/08	L	17-23	A
9/5/09	L	13-21	H
10/30/10	W	41-27	A
10/29/11	L	20-28	H
10/11/12	L	7-24	A-(CBS)
10/19/13	L	10-14	H
10/22/16	W	42-14	H
9/16/17	W	41-31	H
9/22/18	L	29-35 (OT)	A
9/28/19	W	24-20	H
9/25/21	L	21-41	H-NC
10/23/21	L	25-41	A
Home:	5-17	Away:	5-15-1#
PtsF:	764	PtsA:	1180

#-Forfeit win for WSU not included in totals.

Shaw (0-0)

Year	Res.	Score	Site
9/10/22	First Meeting		H
Home:	0-0	Away:	0-0
PtsF:	--	PtsA:	--

Slippery Rock (2-3)

Year	Res.	Score	Site
9/12/81	W	14-13	UM Stadium
9/14/85	L	10-35	A
9/13/86	W	28-0	H
9/5/19	L	37-62	H
9/2/21	L	21-24	H
Home:	1-2	Away/Neutral:	1-1
PtsF:	110	PtsA:	134

Wisconsin-La Crosse (0-0)

Year	Res.	Score	Site
9/10/22	First Meeting		H
Home:	0-0	Away:	0-0
PtsF:	--	PtsA:	--

H -- WSU Home Game
H-(H) -- WSU Homecoming Game
NC -- Non-Conference Game
CBS -- CBS College Sports Thursday Night National TV Game of the Week
A -- Away Game
L/F -- Lost Game on field, later forfeited to WSU.
H-FF -- WSU home game played at Ford Field
5th/3rd -- GVSU home game played at Fifth Third Ballpark in Comstock Park





OT CONTESTS/GAME HIGHS/AFCA GOOD WORKS TEAM

Overtime Contests

9/18/21	at Missouri S&T 51, WSU 45	OT
10/19/19	WSU 42, #27-Ashland 41	2-OT
9/22/18	at Saginaw Valley 35, WSU 29	OT
11/11/17	WSU 34, at Davenport 27	OT
11/14/15	at Hillsdale 31, WSU 24	OT
11/12/11	Findlay 43, at WSU 42	OT
10/22/11	WSU 27, at Hillsdale 24	2-OT
9/22/07	Findlay 35, at WSU 28	OT
9/15/07	at Mercyhurst 58, WSU 50	3-OT
9/25/04	WSU 24, at Indianapolis 21	OT
10/26/02	Northern Mich. 49, at WSU 46	OT
10/16/99	Indianapolis 26, at WSU 19	OT
11/14/98	at St. Joseph's 41, WSU 39	4-OT
10/31/98	at WSU 25, Michigan Tech 22	2-OT
11/1/97	Northern Mich. 35, at WSU 29	OT

Overtime Record: 5-10

Home Record:	2-5
Road Record:	3-5
First Overtime:	2-8
Second Overtime:	3-0
Third Overtime:	0-1
Fourth Overtime:	0-1

Largest Homecoming Wins

41	41-0	Northwood	10/24/87
35	56-21	Gannon	10/6/07
35	41-6	Tiffin	10/11/86
34	55-21	Northwood	10/20/18
33	33-0	Illinois-Chicago	11/1/69
32	61-29	Washington (Mo.)	10/26/68
32	32-0	Bradley	10/17/53
31	37-6	Case Tech	11/16/46
27	34-7	Evansville	10/14/78
27	27-0	Washington (Mo.)	10/9/54
27	46-19	Eastern Michigan	11/1/52
21	35-14	Northern Michigan	10/7/00
21	35-14	Valparaiso	10/4/75
21	21-0	NE Missouri State	10/12/74
21	28-7	Case Tech	10/20/56

Most Points Scored in a Game

69	69-24	vs. Urbana	9/3/11
65	65-0	vs. Hillsdale	11/20/37
63	63-14	at Tiffin	9/11/10
62	62-9	vs. Omaha	10/27/51
61	61-29	vs. Washington (Mo.)	10/26/68
57	57-20	vs. Michigan Tech	10/6/84
56	56-21	vs. Gannon	10/6/07
56	56-21	vs. Malone	9/19/15
56	56-54	vs. Lake Erie	11/7/15
56	56-21	vs. Northwood	10/30/21
55	55-0	vs. Grand Rapids J.C.*	11/8/25
55	55-0	vs. Tiffin	9/10/11
55	55-21	vs. Northwood	10/20/18

*-WSU was known as CCD (Colleges of the City of Detroit).

2021 INDIVIDUAL GAME HIGHS


Rushes	26-Myren Harris at Northern Michigan (Oct. 2)
Yards Rushing	327-Myren Harris vs. Northwood (Oct. 30)
TD Rushes	4-Myren Harris vs. Northwood (Oct. 30)
Long Rush	77-Myren Harris vs. Northwood (Oct. 30)
Pass attempts	40-Josh Kulka vs. Truman (Sept. 11)
Pass completions	27-Josh Kulka vs. Truman (Sept. 11)
Yards Passing	286-Josh Kulka at Missouri S&T (Sept. 18)
TD Passes	3-Josh Kulka at Missouri S&T (Sept. 18)
Long Pass	75-Josh Kulka at Missouri S&T (Sept. 18)
Receptions	9-Kendall Williams vs. Truman (Sept. 11)
	9-Trevonte Davis at Missouri S&T (Sept. 18)
Yards Receiving	244-Trevonte Davis at Missouri S&T (Sept. 18)
TD Receptions	2-Trevonte Davis at Missouri S&T (Sept. 18)
	2-Jesse Prewitt at Missouri S&T (Sept. 18)
	2-Nick Poterack at Saginaw Valley State (Oct. 23)
Long Reception	75-Jesse Prewitt at Missouri S&T (Sept. 18)
Field Goals	2-Griffin Milovanski vs. Michigan Tech (Oct. 9)
	2-Griffin Milovanski vs. Grand Valley State (Nov. 6)
Long Field Goal	45-Griffin Milovanski vs. Michigan Tech (Oct. 9)
Punts	9-Griffin Milovanski at Ferris State (Nov. 13)
Punting Avg	42.2-Jeremy Taras vs. Slippery Rock (Sept. 2)
Long Punt	63-Griffin Milovanski at Ferris State (Nov. 13)
Punts inside 20	3-Griffin Milovanski at Davenport (Oct. 16)
Long Punt Return	68-Eli Haddad at Northern Michigan (Oct. 2)
Long Kickoff Return	43-Myles Harris vs. Saginaw Valley State (Sept. 25)
Tackles	18-Brandon Tuck-Hayden at Ferris State (Nov. 13)
Sacks	1.5-Julius Wilkerson at Davenport (Oct. 16)
	1.5-Julius Wilkerson at Saginaw Valley State (Oct. 23)
Tackles For Loss	3.5-Julius Wilkerson at Saginaw Valley State (Oct. 23)
Interceptions	1-Tieler Houston vs. Slippery Rock (Sept. 2)
	1-Samari Dean vs. Truman (Sept. 11)
	1-Koriante Moore vs. Saginaw Valley (Sept. 25)
	1-Koriante Moore vs. Michigan Tech (Oct. 9)
	1-Niko Mosley vs. Michigan Tech (Oct. 9)
	1-Dalen Peeks at Davenport (Oct. 16)

2021 TEAM GAME HIGHS

Rushes	55 vs. Slippery Rock (Sept. 2)
Yards Rushing	387 vs. Northwood (Oct. 30)
Yards Per Rush	9.7 vs. Northwood (Oct. 30)
TD Rushes	6 vs. Northwood (Oct. 30)
Pass attempts	47 at Missouri S&T (Sept. 18)
Pass completions	27 vs. Truman (Sept. 11)
Yards Passing	443 at Missouri S&T (Sept. 18)
Yards Per Pass	12.5 vs. Northwood (Oct. 30)
TD Passes	4 at Missouri S&T (Sept. 18)
Total Plays	94 at Missouri S&T (Sept. 18)
Total Offense	673 at Missouri S&T (Sept. 18)
Yards Per Play	10.4 vs. Northwood (Oct. 30)
Points	56 vs. Northwood (Oct. 30)
Sacks By	3 vs. Northwood (Oct. 30)
	3 vs. Grand Valley State (Nov. 6)
First Downs	31 at Missouri S&T (Sept. 18)
Penalties	11 vs. Michigan Tech (Oct. 9)
Penalty Yards	105 vs. Michigan Tech (Oct. 9)
Turnovers	4 vs. Saginaw Valley State (Sept. 25)
Interceptions By	2 vs. Michigan Tech (Oct. 9)
Punts	9 at Ferris State (Nov. 13)
Punting Avg	42.2 vs. Slippery Rock (Sept. 2)
Long Punt	63 at Ferris State (Nov. 13)
Punts inside 20	3 at Davenport (Oct. 16)
Long Punt Return	68 at Northern Michigan (Oct. 2)



Alan Guy was a 2007 AFCA Good Works Team Selection.



Trent Brodbeck (left) being recognized at halftime of the 2017 Allstate Sugar Bowl in New Orleans as a member of the 2016 Allstate AFCA Good Works Team.



Luke Bevilacqua (above) being recognized at halftime of the 2020 Allstate Sugar Bowl in New Orleans as a member of the 2019 Allstate AFCA Good Works Team.

GUY NAMED TO AFCA GOOD WORKS TEAM

The two 11-man teams, a Division I-A team and a combined team from NCAA Football Championship Subdivision, Divisions II, III and the NAIA, honor players for their dedication and commitment to community service. The AFCA has been selecting the Good Works Team since 1997. From 1992-1996, the Good Works Team was chosen by the College Football Association. When the CFA disbanded in 1997, the AFCA began selecting the teams.

Alan Guy's selection in 2007 marked the first time a WSU football player had earned Good Works honors.

Trent Brodbeck was a member of the 2016 Allstate AFCA Good Works Team, while Luke Bevilacqua was named to the 2019 Allstate AFCA Good Works Team.

Current WSU senior linebacker Julius Wilkerson was a 2021 selection to the Allstate AFCA Good Works Team.





2021 GAME SUMMARIES/GAMES 1-4

GAME 1 - SEPT. 2

#5-SLIPPERY ROCK 24, AT WAYNE STATE 21					
#5-Slippery Rock	7	3	14	0	- 24
Wayne State	6	8	7	0	- 21

WSU - Hall 2 yd run (Taras kick failed), 9:05, 1st qtr.
 SRU - Litwin 39 yd pass from Koester (Opsatnik kick), 6:46, 1st qtr.
 SRU - Opsatnik 25 yd field goal, 5:31, 2nd qtr.
 WSU - Myren Harris 7 yd pass from AmRhein (Keller pass from Churchill), 0:05, 2nd qtr.
 SRU - Smith 2 yd run (Opsatnik), 5:45, 3rd qtr.
 WSU - Hall 33 yd run (Taras kick), 3:05, 3rd qtr.
 SRU - Koester 26 yd run (Opsatnik kick), 1:15, 3rd qtr.

ATTENDANCE - 2,431

	SRU	WSU
First Downs	19	22
Rushes/Yards	29/89	55/247
Passing Yardage	315	56
Total Net Yards	404	303
Completions/Attempts	24/38	9/20
Interceptions Thrown	1	1
Punts/Avg.	5/27.8	6/42.2
Fumbles/Lost	3/1	2/0
Penalties/Yards	8/60	3/29
Third Down Conv.	5/15	4/15
Time of Possession	26:27	33:33

INDIVIDUAL STATISTICS:

RUSHING: SRU - Andrew Koester 10-54; Tim Smith 13-32; Cinque Sweeting 1-5; Chris D'Or 1-4; Team 4-(-6).
WSU - Avery Hall 19-86; Myren Harris 12-85; Kendall Williams 6-48; Jake AmRhein 16-25; Nick Isley 2-3.
PASSING: SRU - Andrew Koester 24-38-1-315. **WSU** - Jake AmRhein 9-20-1-56.
RECEIVING: SRU - Henry Litwin 8-159; Jermaine Wynn, Jr. 7-67; Cinque Sweeting 5-45; Kyle Sheets 3-34; Gwyn Barnes 1-10. **WSU** - Tre Davis 4-38; Kendall Williams 3-15; Myren Harris 2-3.

GAME RECAP: Wayne State began its 2021 campaign with a heartbreaking 24-21 setback to fifth-ranked Slippery Rock in a Thursday night opener.

HOW IT HAPPENED

- The Warriors drove to the SRU one-yard line in the final 25 seconds but back-to-back two-yard losses ended any chance for a late winning score.
- WSU scored first as Avery Hall completed a 55-yard scoring drive with a two-yard scamper for his first collegiate touchdown.
- Slippery Rock drove 75 yards on the ensuing drive with Henry Litwin hauling in a 39-yard acrobatic touchdown pass from Andrew Koester in a play that made SportsCenter's Top 10 plays of the night.
- The Rock extended their lead to 10-6 with a 25-yard field goal by DJ Opsatnik.
- On the final drive of the first half, WSU went 61 yards with Myren Harris catching a seven-yard touchdown pass and scoring with just five seconds remaining. Chase Churchill tossed a two-point conversion pass to Dayton Keller giving the Warriors a 14-10 lead.
- SRU regained the lead in the third period as Tim Smith plunged in from two yards out on a third-and-goal capped a 65-yard drive.
- Wayne State responded with a 78-yard drive in just six plays with Hall scoring on a 33-yard dash. Harris began the drive with three carries for 32 yards, before Hall had three consecutive rushing attempts for 46 yards.
- Koester tallied the eventual game-winning points on the next drive by scoring on a 26-yard keeper following a 26-yard reception by Jermaine Wynn, Jr.
- Neither team scored in the fourth quarter, although WSU drove to the one-yard line following a blocked punt by Blake Gilliam. Gilliam also recovered a SRU fumble in the first quarter.
- WSU missed two field goal attempts in the first quarter.
- Julius Wilkerson led the WSU defensive with nine tackles, while Brandon Tuck-Hayden contributed seven tackles, including a sack.

GAME 2 - SEPT. 11

TRUMAN STATE 27, AT WAYNE STATE 9					
Truman State	13	7	7	0	- 27
Wayne State	0	3	6	0	- 9

TSU - Schrader 8 yd rush (Scheiderer kick blocked) 10:25, 1st qtr.
 TSU - Ellis 8 yd pass from Hair (Scheiderer kick), 4:43, 1st qtr.
 WSU - Taras 20 yd field goal, 2:43, 2nd Qtr.
 TSU - Crane 45 yd pass from Hair (Scheiderer kick), 0:41, 2nd qtr.
 TSU - Jefferson 92 yd kickoff return (Scheiderer kick), 14:49, 3rd qtr.
 WSU - AmRhein 2 yd run (Churchill pass failed), 5:33, 3rd qtr.

ATTENDANCE - 1,974

	TSU	WSU
First Downs	14	17
Rushes/Yards	31/116	29/83
Passing Yardage	148	219
Total Net Yards	264	302
Completions/Attempts	14/27	27/40
Interceptions Thrown	1	2
Punts/Avg.	6/41.5	6/32.8
Fumbles/Lost	1/0	3/2
Penalties/Yards	7/50	4/40
Third Down Conv.	6/14	7/16
Time of Possession	27:37	32:23

INDIVIDUAL STATISTICS:

RUSHING: TSU - Cody Schrader 23-80; Jaylen Jefferson 5-22; Nolan Hair 3-14. **WSU** - Josh Kulka 11-36; Avery Hall 12-31; Kendall Williams 2-9; Myren Harris 3-5; Jake AmRhein 1-2.
PASSING: TSU - Nolan Hair 14-27-1-148. **WSU** - Josh Kulka 27-40-1-219.
RECEIVING: TSU - Dante Ruffin 4-30; Cody Schrader 3-35; Jake Ellis 3-23; Matt Hall 2-17; Tate Crane 1-45; Jaylen Jefferson 1-(-2). **WSU** - Kendall Williams 8-53; Jesse Prewitt III 6-99; Tre Davis 6-45; Myren Harris 3-9; Kameron Ford 1-9; Dayton Keller 1-7; Eli Haddad 1-1.

GAME RECAP: Wayne State suffered a 27-9 setback to visiting Truman State University on a beautiful Saturday afternoon.

HOW IT HAPPENED

- After a short WSU punt into the wind, Truman drove 45 yards in seven plays to take a 6-0 lead. Damani Green blocked the PAT attempt.
- The Warriors went three-and-out, followed by a 22-yard punt giving TSU the ball at the Wayne State 40.
- The Bulldogs extended their lead to 13-0 with a touchdown pass. TSU converted two third-and-six plays on the scoring drive.
- Late in the second quarter, redshirt freshman Jeremy Taras connected on his first career field goal (from 20 yards) getting the Warriors on the scoreboard.
- Truman drove 75 yards in seven plays on the ensuing drive with Tate Crane hauling in a 45-yard pass from Nolan Hair with less than a minute before halftime.
- The Bulldogs' Jaylen Jefferson returned the second half kickoff 92 yards for TSU's final score of the game.
- After an interception ended WSU's first drive following intermission, the Warriors drove 56 yards in seven plays with Jake AmRhein scoring on a two-yard keeper. Wayne State starting quarterback Josh Kulka had a 14-yard carry on the previous play but lost his helmet and had to come off the field.
- A punt and a fumble ended WSU's last two drives of the third quarter.
- The Warriors drove to the Bulldog one-yard line on the first drive of the fourth period, but Avery Hall was unable to reach the goal line on a fourth down play.
- Kulka totaled 51 plays (40 pass attempts, 11 rushes) in his first collegiate game and start, and finished with 255 yards of total offense.
- Brandon Tuck-Hayden totaled a game-high 10 tackles, including one for loss and one pass break-up. Samari Dean had a 35-yard interception return, which led to a Warrior field goal.

GAME 3 - SEPT. 18

AT MISSOURI S&T 51, WAYNE STATE 45 (OT)					
Wayne State	21	3	7	14	0 - 45
Missouri S&T	14	7	14	10	6 - 51

MST - Michel 26 yd pass from Hertzler (Glaess kick), 9:56, 1st qtr.
 WSU - Prewitt 75 yd pass from Kulka (Milovanski kick), 9:43, 1st qtr.
 MST - Niboh 93 yd kickoff return (Glaess kick), 9:31, 1st qtr.
 WSU - Prewitt 14 yd pass from Kulka (Milovanski kick), 3:08, 1st qtr.
 WSU - Davis 68 yd pass from Kulka (Milovanski kick), 0:00, 1st qtr.
 WSU - Milovanski 33 yd field goal, 7:24, 2nd qtr.
 MST - Moya 3 yd run (Glaess kick), 2:00, 2nd qtr.
 MST - Goodwin 8 yd pass from Hertzler (Glaess kick), 7:41, 3rd qtr.
 MST - Michel 54 yd pass from Hertzler (Glaess kick), 5:44, 3rd qtr.
 WSU - Myren Harris 9 yd run (Milovanski kick), 3:36, 3rd qtr.
 MST - Michel 70 yd pass from Hertzler (Glaess kick), 12:25, 4th qtr.
 WSU - Hall 2 yd run (Churchill pass failed), 6:48, 4th qtr.
 WSU - Davis 17 yd pass from Churchill (Keller pass from Churchill), 1:36, 4th qtr.
 MST - Glaess 40 yd field goal, 0:00, 4th qtr.
 MST - Moya 2 yd run, OT

ATTENDANCE - 1,516

	WSU	MST
First Downs	31	21
Rushes/Yards	47/230	33/138
Passing Yardage	443	361
Total Net Yards	673	499
Completions/Attempts	21/47	21/35
Interceptions Thrown	1	0
Punts/Avg.	5/28.4	6/42.8
Fumbles/Lost	2/0	1/0
Penalties/Yards	3/20	4/33
Third Down Conv.	10/20	7/14
Time of Possession	34:45	25:15

INDIVIDUAL STATISTICS:

RUSHING: WSU - Avery Hall 16-73; Myren Harris 11-57; Josh Kulka 6-34; Kendall Williams 4-33; Chase Churchill 5-26; Chandler Edwards 3-13; Team 2-(-6).
MST - Aaron Moya 15-103; Payton McAlister 12-42; Josh Sanders 1-1; Luke Hertzler 4-(-1); Team 1-(-7).
PASSING: WSU - Josh Kulka 12-19-0-286; Chase Churchill 9-26-1-157; Team 0-2-0-0. **MST** - Luke Hertzler 21-35-0-361.
RECEIVING: WSU - Tre Davis 9-244; Jesse Prewitt III 5-135; Nolan Kimmey 3-33; Eli Haddad 2-26; Myren Harris 2-5. **MST** - Breon Michel 7-234; Trevor Anthony 3-39; Aundray Henley 3-35; Payton McAlister 3-15; Josh Brown 2-12; Tate Nickleberry 1-12; Gabe Goodwin 1-8; Ryan Langford 1-6.

GAME RECAP: Wayne State sets school records for passing yards in a game (443) and total offense (673), while Tre Davis eclipsed the school record for receiving yards in a game (244), but the Warriors lost the second-highest scoring overtime game in program history.

HOW IT HAPPENED

- WSU led 24-14 midway through the second period after scoring 17 consecutive points.
- The host Miners scored just before intermission and received some officiating assistance in the waning seconds of the first half as Tre Davis was ruled down at the one foot line in the final 30 seconds.
- Missouri S&T led 35-24 late in the third period before a pair of WSU touchdown runs pulled the Warriors within five at 42-37.
- Davis' 17-yd TD reception with 96 seconds left in regulation put WSU ahead 45-42 but a 40-yard Miner field goal on the final play forced overtime.
- WSU was unable to garner a first down, and the Miners drove 25 yards in seven plays for the winning TD.

GAME 4 - SEPT. 25

SAGINAW VALLEY 41, AT WAYNE STATE 21					
Saginaw Valley	0	17	10	14	- 41
Wayne State	0	0	0	21	- 21

SVSU - Luksic 20 yd field goal, 9:50, 2nd qtr.
 SVSU - Johnson-Mack 23 yd pass from Considine (Luksic kick), 5:20, 2nd qtr.
 SVSU - Scott 11 yd run (Luksic kick), 0:22, 2nd qtr.
 SVSU - Luksic 36 yd field goal, 11:22, 3rd qtr.
 SVSU - Johnson-Mack 1 yd run (Luksic kick), 7:40, 3rd qtr.
 WSU - Davis 57 yd pass from Churchill (Milovanski kick), 13:30, 4th qtr.
 WSU - Moore 51 yd fumble recovery (Milovanski kick), 11:20, 4th qtr.
 SVSU - Scott 3 yd run (Luksic kick), 6:01, 4th qtr.
 WSU - Myren Harris 32 yd pass from Churchill (Milovanski kick), 4:45, 4th qtr.
 SVSU - Scott 43 yd run (Luksic kick), 4:34, 4th qtr.

ATTENDANCE - 2,932

	SVSU	WSU
First Downs	23	13
Rushes/Yards	43/220	32/57
Passing Yardage	217	157
Total Net Yards	437	214
Completions/Attempts	24/36	8/22
Interceptions Thrown	1	1
Punts/Avg.	2/53.5	4/42.0
Fumbles/Lost	3/1	5/3
Penalties/Yards	4/45	6/52
Third Down Conv.	12/20	4/11
Time of Possession	37:30	22:30

INDIVIDUAL STATISTICS:

RUSHING: SVSU - Tommy Scott, Jr. 21-151; Chris Nelson 14-48; Tyler Amos 3-10; Matt Considine 2-7; Isaiah Johnson-Mack 3-4. **WSU** - Chandler Edwards 6-36; Avery Hall 5-12; Jake AmRhein 11-10; Myren Harris 2-8; Karmi Mackey 1-3; Chase Churchill 7-(-12).
PASSING: SVSU - Matt Considine 24-36-1-217. **WSU** - Chase Churchill 8-19-0-157; Jake AmRhein 0-3-1-0.
RECEIVING: SVSU - Casey Williams 10-99; Isaiah Johnson-Mack 4-54; Chad Gaillard 4-25; Derrick Hintor, Jr. 4-23; Andrew Schroeder 1-12; Duke Angers 1-4. **WSU** - Myren Harris 3-73; Tre Davis 2-70; Nick Poterack 1-6; Jesse Prewitt III 1-5; Eli Haddad 1-3.

GAME RECAP: In a rare non-conference game against a GLIAC opponent, the visiting Cardinals led 27-0 after three quarters and withstood a late Warrior rally.

HOW IT HAPPENED

- The teams combined for just 82 offensive yards in 28 plays and zero points in the opening stanza.
- The Cardinals grabbed a 3-0 lead early in the second period following a WSU fumble. It was the first of four Warrior turnovers in the contest.
- Following a Warrior punt, SVSU went 51 yards in eight plays to lead 10-0.
- After another Wayne State punt, Saginaw Valley State increased its lead as Tommy Scott Jr. scored on an 11-yard scamper just 22 seconds prior to intermission.
- The visitors had a 196-30 edge in total offense through the first 30 minutes.
- The Cardinals took the second half kickoff and drove 58 yards in nine plays with Luksic making a 36-yard field goal giving the guests a 20-0 lead.
- The Warriors tallied their first touchdown just 90 seconds into the period as Chase Churchill, making his first collegiate start, tossed a 57-yard scoring pass to Tre Davis.
- On the ensuing possession, SVSU drove near midfield, when Brandon Tuck-Hayden forced a fumble (one of the three he had in the game) and Kori Moore scooped up the ball and returned it 51 yards for a score.
- After a Cardinal touchdown, Myles Harris returned the kickoff 43 yards and it took the WSU offense just four plays to go 53 yards cutting the deficit to 13 (34-21). Myles' twin brother Myren caught a pass from Churchill and weaved through the Cardinal defense for a 32-yard touchdown play.





2021 GAME SUMMARIES/GAMES 5-8

GAME 5 - OCT. 2

AT NORTHERN MICHIGAN 26, WAYNE STATE 19

Wayne State	7	6	6	0	- 19
Northern Michigan	0	0	8	18	- 26

WSU - Myren Harris 6 yd run (Milovanski kick), 2:01, 1st qtr.
 WSU - Myren Harris 1 yd run (Milovanski kick failed), 3:41, 2nd qtr.
 WSU - Poterack 6 yd pass from Churchill (Churchill pass failed), 8:22, 3rd qtr.
 NMU - D. Davis 1 yd run (W. Davis pass from D. Davis), 4:08, 3rd qtr.
 NMU - Riser 31 yd field goal, 3:24, 4th qtr.
 NMU - Popp 6 yd pass from D. Davis (Van Dyne pass from D. Davis), 1:59, 4th qtr.
 NMU - Stewart 50 yd run (Riser kick), 1:10, 4th qtr.

ATTENDANCE - 2,494

	WSU	NMU
First Downs	17	17
Rushes/Yards	42/188	26/139
Passing Yardage	120	173
Total Net Yards	308	312
Completions/Attempts	11/23	21/36
Interceptions Thrown	0	0
Punts/Avg.	4/37.5	6/36.7
Fumbles/Lost	3/2	3/1
Penalties/Yards	7/45	7/43
Third Down Conv.	9/16	6/15
Time of Possession	30:09	29:51

INDIVIDUAL STATISTICS:

RUSHING: WSU - Myren Harris 26-126; Avery Hall 7-40; Kendall Williams 4-21; Chase Churchill 4-1; Karmi Mackey 1-0. NMU - DJ Stewart 9-90; Drake Davis 10-22; Tyauan Cox 6-17; Zach Keen 1-10.
PASSING: WSU - Chase Churchill 11-22-0-120; Team 0-1-0-0. NMU - Drake Davis 21-36-0-173.
RECEIVING: WSU - Myren Harris 3-15; Kameron Ford 2-39; Eli Haddad 2-19; Kendall Williams 1-24; Nolan Kimmey 1-10; Tre Davis 1-7; Nick Poterack 1-6. NMU - Yale Van Dyne 5-50; Isaiah Popp 4-22; Jake Witt 3-31; Malcolm White 2-36; Charlie Gerhard 2-16; Kyle Sahr 2-10; Wyatt Davis 1-4; DJ Stewart 1-2; Tyauan Cox 1-2.

GAME RECAP: Wayne State suffered a heartbreaking 26-19 setback at Northern Michigan in the league opener. The Warriors led 19-0 midway through the third quarter before the Wildcats scored 26 unanswered points in just under 18 minutes.

HOW IT HAPPENED

- Each team was forced to punt on its initial possession of the game, but Warrior freshman Eli Haddad recorded the second-longest non-scoring punt return in school history with a 68-yard return to the Wildcat eight-yard line. The school record for longest non-scoring punt return is 73 yards set by James "Tex" Whisonant vs. Akron on October 2, 1937, exactly 84 years ago to the date.
- However, WSU fumbled on the next play. The Wayne State defense forced a fumble five plays later which was recovered by Julius Wilkerson.
- On the sixth play of the ensuing drive, Myren Harris scored his second career rushing touchdown on a third-and-four play.
- After an NMU punt, the Warriors drove 65 yards in 13 plays with Harris notching his second rushing touchdown of the contest. Wayne State converted three third-down plays on the drive.
- In a defensive first half, Wayne State had a 157-60 edge in total offense.
- After the Warrior defense forced a three-and-out on the opening series of the second half, the WSU offense drove 61 yards in eight plays with Nick Poterack hauling in a six-yard scoring toss from Churchill for his first touchdown of the season, and third career TD reception.
- The host Wildcats answered with a 65-yard scoring drive to cut the Warrior lead to 19-8.
- Northern Michigan would score 18 points in a span of only 2:14 late in the fourth quarter for the win.
- WSU's final drive ended with an incompletion in the end zone.

GAME 6 - OCT. 9

MICHIGAN TECH 30, AT WAYNE STATE 27

Michigan Tech	7	6	14	3	- 30
Wayne State	3	17	7	0	- 27

WSU - Milovanski 32 yd field goal, 9:19, 1st qtr.
 MTU - Willis 13 yd pass from Ark (Wyble kick), 7:11, 1st qtr.
 MTU - Wyble 26 yd field goal, 14:52, 2nd qtr.
 WSU - Davis 55 yd pass from Churchill (Milovanski kick), 11:53, 2nd qtr.
 WSU - Milovanski 45 yd field goal, 7:03, 2nd qtr.
 WSU - Keller 34 yd pass from Churchill (Milovanski kick), 1:16, 2nd qtr.
 MTU - Wyble 35 yd field goal, 0:30, 2nd qtr.
 MTU - Willis 22 yd pass from Ark (Wyble kick), 12:30, 3rd qtr.
 WSU - Myren Harris 3 yd run (Milovanski kick), 5:08, 3rd qtr.
 MTU - Marano 1 yd run (Wyble kick), 1:28, 3rd qtr.
 MTU - Wyble 26 yd field goal, 0:00, 4th qtr.

ATTENDANCE - 3,674

	MTU	WSU
First Downs	22	20
Rushes/Yards	34/153	39/340
Passing Yardage	153	214
Total Net Yards	306	554
Completions/Attempts	17/42	13/28
Interceptions Thrown	2	1
Punts/Avg.	5/43.6	4/29.2
Fumbles/Lost	1/0	3/2
Penalties/Yards	3/25	11/105
Third Down Conv.	6/16	5/12
Time of Possession	29:08	30:52

INDIVIDUAL STATISTICS:

RUSHING: MTU - William Marano 20-73; Darius Willis 1-34; Jared Smith 4-17; Will Ark 7-13; Emmett Boehler 1-11; Justin Davis 1-5. WSU - Myren Harris 20-230; Avery Hall 8-52; Kendall Williams 6-49; Tre Davis 2-21; Chase Churchill 3-(-12).
PASSING: MTU - Will Ark 16-40-2-139; Justin Davis 1-1-0-14; Team 0-1-0-0. WSU - Chase Churchill 13-27-1-214; Team 0-1-0-0.
RECEIVING: MTU - Jordan Janssen 4-45; Darius Willis 3-49; Hunter Richards 2-16; Jacob Hiltunen 2-14; Luke Terrian 2-14; William Marano 2-1; Justin Davis 1-12; Jordan Dent 1-2. WSU - Kendall Williams 4-50; Tre Davis 3-96; Jesse Prewitt III 2-16; Dayton Keller 1-34; Nick Poterack 1-9; Kameron Ford 1-6; Eli Haddad 1-3.

GAME RECAP: Wayne State suffered a 30-27 loss to Michigan Tech in the 84th annual Homecoming contest.

HOW IT HAPPENED

- The Warriors drove 71 yards on the game's opening drive ending in a 32-yard field goal by Griffin Milovanski.
- The Huskies grabbed a 7-3 advantage on a 13-yard touchdown pass following an interception.
- After MTU kicked a 26-yard field goal, WSU responded with a 73-yard touchdown drive as Chase Churchill found Tre Davis behind the Huskie secondary for a 55-yard scoring toss.
- Following an MTU punt, Wayne State accumulated 37 yards with Milovanski making a career-long 45-yard field goal giving the hosts a 13-10 lead.
- WSU went 75 yards in nine plays with Dayton Keller hauling in his first career touchdown pass.
- A fumble by WSU on its first possession of the second half led to a 22-yard scoring drive for the Huskies which tied the contest at 20-20.
- Koriante Moore had an interception later in the period. On the first play of the ensuing drive, Myren Harris went for 70 yards to the MTU 22. Three plays later Harris scored on a three-yard scamper putting WSU ahead 27-20.
- Michigan Tech answered with seven-play, 69-yard scoring drive on the next possession to tie the match-up at 27-27.
- Harris had a 75-yard run into the red zone, but a fumble on the play was recovered by the Huskies.
- MTU took possession with 5:25 left and drove 76 yards with Wyble connecting on a 26-yard field goal.

GAME 7 - OCT. 16

WAYNE STATE 16, AT DAVENPORT 3

Wayne State	0	7	3	6	- 16
Davenport	3	0	0	0	- 3

DU - Plegue 26 yd field goal, 4:53, 1st qtr.
 WSU - Mackey 1 yd run (Milovanski kick), 6:32, 2nd qtr.
 WSU - Milovanski 21 yd field goal, 0:31, 3rd qtr.
 WSU - Myren Harris 26 yd run (Milovanski kick blocked), 12:41, 4th qtr.

ATTENDANCE - 688

	WSU	DU
First Downs	15	21
Rushes/Yards	40/200	45/216
Passing Yardage	99	72
Total Net Yards	299	288
Completions/Attempts	6/16	10/22
Interceptions Thrown	1	1
Punts/Avg.	6/38.3	7/33.9
Fumbles/Lost	2/1	2/1
Penalties/Yards	7/43	7/49
Third Down Conv.	5/12	3/15
Time of Possession	26:21	33:39

INDIVIDUAL STATISTICS:

RUSHING: WSU - Myren Harris 19-137; Karmi Mackey 13-50; Kendall Williams 3-7; Tre Davis 1-6; Chase Churchill 3-1; Team 1-(-1). DU - Seth Acda 9-58; Jaier Harden 6-54; Blake Daniels 14-38; Caleef Jenkins 6-28; Jake Jensen 6-27; Gourney Sloan 1-11; Cody Blankenburg 3-0.
PASSING: WSU - Chase Churchill 6-16-1-99. DU - Blake Daniels 6-18-1-50; Jake Jensen 4-4-0-22.
RECEIVING: WSU - Kendall Williams 2-50; Nick Poterack 1-30; Myren Harris 1-13; Tre Davis 1-4; Jesse Prewitt III 1-2. DU - Amonte Phillips 3-25; Myles Goulbourne 3-10; Roy Livingstone 2-31; Cody Blankenburg 1-6; Seth Acda 1-0.

GAME RECAP: Wayne State ended its string of tough losses with a 16-3 triumph at Davenport.

HOW IT HAPPENED

- Each team punted on its initial possession, before the host Panthers drove 59 yards with Bryan Plegue connecting on a 26-yard field goal attempt on the 11th play of the drive.
- The next four possessions (two for each team) ended in punts.
- The Warriors took over at their own 13 and drove 87 yards in seven plays to take a 7-3 lead with 6:32 remaining in the first half. Myren Harris had a 17-yard run on the second play. Two plays after a 12-yard gain by Harris, Karmi Mackey rambled 29 yards down to the DU one-yard line. Mackey scored his first WSU touchdown on the very next play.
- The "punt" theme continued for the next three drives, however the Warriors' Koriante Moore fumbled on a punt return giving Davenport the last possession of the first half. A 37-yard field goal attempt on the last play was wide right.
- Each squad punted on its first possession of the second half, before an interception gave the Panthers a first down at the WSU 35. On the fifth play of the DU drive, Dalen Peeks intercepted a pass in the end zone.
- The WSU offense responded with a 76-yard drive culminating in a 21-yard field goal by Griffin Milovanski, which gave the Warriors a 10-3 advantage.
- On Davenport's first play from scrimmage following the kickoff, Damon Duncan forced a fumble that was recovered by Niko Mosley at the DU 24.
- After a couple of penalties on WSU, Harris went around the right end for a 26-yard touchdown run on a third-and-11 play putting Wayne State ahead 16-3.
- Both teams punted on their next possessions. Davenport drove inside the WSU five after a six-yard pass, but two plays netted minus one yard before an illegal forward pass on fourth down ended the drive with 1:17 left.
- Harris gained 11 yards on three carries to run out the clock.

GAME 8 - OCT. 23

AT SAGINAW VALLEY 41, WAYNE STATE 25

Wayne State	10	0	0	15	- 25
Saginaw Valley	0	17	7	17	- 41

WSU - Poterack 2 yd pass from Myren Harris (Milovanski kick), 9:37, 1st qtr.
 WSU - Milovanski 40 yd field goal, 3:47, 1st qtr.
 SVSU - Gailliard 16 yd pass from Newburg (Luksic kick), 14:52, 2nd qtr.
 SVSU - Luksic 34 yd field goal, 8:30, 2nd qtr.
 SVSU - O'Horo 6 yd run (Luksic kick), 2:26, 2nd qtr.
 SVSU - Scott, Jr. 8 yd run (Luksic kick), 10:25, 3rd qtr.
 SVSU - Amos 11 yd run (Luksic kick), 7:18, 4th qtr.
 SVSU - Luksic 48 yd field goal, 6:06, 4th qtr.
 WSU - Poterack 5 yd pass from Churchill (Churchill rush), 4:02, 4th qtr.
 SVSU - O'Horo 24 yd run (Luksic kick), 1:53, 4th qtr.
 WSU - Prewitt 26 yd pass from Churchill (Milovanski kick), 0:54, 4th qtr.

ATTENDANCE - 4,200

	WSU	SVSU
First Downs	18	21
Rushes/Yards	30/81	51/236
Passing Yardage	220	123
Total Net Yards	301	359
Completions/Attempts	19/38	10/20
Interceptions Thrown	2	0
Punts/Avg.	6/32.0	5/36.0
Fumbles/Lost	0/0	0/0
Penalties/Yards	3/35	6/60
Third Down Conv.	7/16	6/14
Time of Possession	27:56	32:04

INDIVIDUAL STATISTICS:

RUSHING: WSU - Myren Harris 18-53; Kendall Williams 7-35; Karmi Mackey 1-2; Chase Churchill 4-(-9). SVSU - Tommy Scott, Jr. 16-71; Colby Newburg 13-66; Tyler Amos 7-43; Mike O'Horo 7-38; Chris Nelson 4-24; Team 4-(-6).
PASSING: WSU - Chase Churchill 18-37-2-218; Myren Harris 1-1-0-2. SVSU - Colby Newburg 10-19-0-123; Marcus Edmondson 0-1-0-0.
RECEIVING: WSU - Tre Davis 5-64; Kendall Williams 5-38; Jesse Prewitt III 3-73; Myren Harris 3-29; Nick Poterack 2-7; Nick Isley 1-9. SVSU - Isaiah Johnson-Mack 6-92; Tommy Scott, Jr. 2-0; Chad Gailliard 1-16; Andrew Schroeder 1-15.

GAME RECAP: Wayne State took an early 10-0 lead, but the host Saginaw Valley State Cardinals scored the next 34 points to post a 41-25 win.

HOW IT HAPPENED

- WSU took the opening kickoff and went 59 yards in 11 plays with running back Myren Harris tossing a two-yard scoring pass to tight end Nick Poterack out of the wildcat formation.
- After a three-and-out by the Cardinals, WSU had a seven-play drive culminating in a 40-yard field goal by Griffin Milovanski.
- Following an exchange of punts, SVSU's Isaiah Johnson-Mack hauled in a 31-yard pass from Colby Newburg on the first play of the drive. Three plays later, Newburg teamed with Chad Gailliard on a 16-yard touchdown pass on the second play of the second quarter.
- Saginaw Valley tied the game after a 12-yard Warrior punt following a three-and-out by Wayne State.
- A 25-yard punt return by SVSU's Derrick Hinton led to a Mike O'Horo touchdown run just before halftime.
- Saginaw Valley extended its lead to 24-10 on the first drive of the second half with a nine-play, 75-yard touchdown drive capped off by an eight-yard touchdown scamper by Tommy Scott.
- SVSU added to its lead with an eight-play, 50-yard touchdown drive with Tyler Amos scoring on an 11-yard run around left end.
- On WSU's first play, Chase Churchill was picked off. Even though the Wayne State defense forced a three-and-out, Connor Luksic connected on a 48-yard field goal attempt.





2021 GAME SUMMARIES/GAMES 9-11--GLIAC COMMISSIONER'S AWARD

GAME 9 - OCT. 30

WAYNE STATE 56, NORTHWOOD 21

Northwood	7	7	0	7	-	21
Wayne State	14	21	14	7	-	56

WSU - Myren Harris 52 yd run (Milovanski kick), 9:33, 1st qtr.
 WSU - Myren Harris 63 yd run (Milovanski kick), 3:39, 1st qtr.
 NU - Frankling 3 yd run (Gonos kick), 2:43, 1st qtr.
 WSU - Ford 42 yd pass from Churchill (Milovanski kick), 14:53, 2nd qtr.
 WSU - Davis 29 yd pass from Churchill (Milovanski kick), 10:40, 2nd qtr.
 WSU - Myren Harris 77 yd run (Milovanski kick), 8:06, 2nd qtr.
 NU - Goldsmith 7 yd run (Gonos kick), 2:29, 2nd qtr.
 WSU - Myren Harris 45 yd run (Milovanski kick), 8:34, 3rd qtr.
 WSU - Isley 13 yd run (Milovanski kick), 5:04, 3rd qtr.
 NU - Koenigsnecht 5 yd pass from Cox (Gonos kick), 11:24, 4th qtr.
 WSU - Hall 7 yd run (Milovanski kick), 1:52, 4th qtr.

ATTENDANCE - 1,945

	NU	WSU
First Downs	19	23
Rushes/Yards	41/189	40/387
Passing Yardage	113	175
Total Net Yards	302	562
Completions/Attempts	15/29	13/14
Interceptions Thrown	0	0
Punts/Avg.	4/39.5	2/28.0
Fumbles/Lost	2/1	0/0
Penalties/Yards	5/55	4/30
Third Down Conv.	8/16	5/9
Time of Possession	29:26	30:34

INDIVIDUAL STATISTICS:

RUSHING: NU - Casual Goldsmith 15-94; Brock Franklin 8-39; Tajae Leslie 3-20; Ty Cox 10-18; Shamarr Wright 4-15; Markus Sanders 1-3. **WSU** - Myren Harris 20-327; Nick Isley 5-37; Chandler Edwards 4-20; Avery Hall 3-15; Jake AmRhein 1-4; Kendall Williams 1-1; Team 3-(-6); Chase Churchill 3-(-11).

PASSING: NU - Ty Cox 15-29-0-113. **WSU** - Chase Churchill 13-14-0-175.

RECEIVING: NU - Noah Koenigsnecht 5-49; Markus Sanders 3-33; Tajae Leslie 3-14; Shamarr Wright 2-9; Christian Martinez 1-6; Bryant Kieft 1-2. **WSU** - Dontae McClure 3-45; Nick Poterack 2-47; Kyle Lewis 2-16; Deiontae Nicholas 1-16; Trevonte Davis 1-7; Darece Roberson, Jr. 1-6; Ray Jon Williams-Jackson 1-3.

GAME RECAP: Wayne State claimed its first home field victory of the season, scoring touchdowns on its first five possessions to defeat visiting Northwood. Myren Harris eclipsed the WSU single-game rushing record by gaining 327 yards on 20 carries with four touchdowns.

HOW IT HAPPENED

- After a Northwood punt, Chase Churchill completed three of four passes for 29 yards, before Harris went 52 yards for a touchdown on his first carry.
- The Timberwolves drove inside the Warrior 30 but a fourth down completion was stopped short by Drake Reid.
- On the ensuing drive, Churchill completed a seven-yard pass to Trevonte Davis on a third-and-five play, and two plays later Harris scampered 63 yards for his second touchdown of the evening.
- NU's Christian Martinez had an 85-yard kickoff return which led to a touchdown run by Brock Franklin.
- Kameron Ford had a 42-yard touchdown on third-and-11. It was Ford's first career touchdown reception.
- After a three-and-out by Northwood, WSU went 71 yards in six plays to extend its lead to 28-7. Jesse Prewitt III had a 12-yard reception on second-and-nine, before Davis hauled in his team-leading fifth touchdown reception of the campaign, a 29-yard pass play from Churchill.
- The Timberwolves drove almost into the red zone, and a 40-yard field goal attempt was blocked by Dalen Peeks.
- On the very next play, Harris went around left end 77 yards for a touchdown.
- NU responded with an 11-play, 60-yard touchdown drive as Casual Goldsmith scored on a seven-yard run to complete the first half scoring.
- Harris had 235 rushing yards at halftime on 11 carries.

GAME 10 - NOV. 6

GRAND VALLEY 62, AT WAYNE STATE 13

#7-Grand Valley State	7	27	14	14	-	62
Wayne State	10	3	0	0	-	13

GVSU - Peterson 18 yd run (Kralapp kick), 13:06, 1st qtr.
 WSU - Williams 12 yd run (Milovanski kick), 9:12, 1st qtr.
 WSU - Milovanski 26 yd field goal, 1:28, 1st qtr.
 GVSU - Peterson 6 yd run (Kralapp kick), 9:59, 2nd qtr.
 GVSU - Reid 25 yd run (Kralapp kick blocked), 4:31, 2nd qtr.
 GVSU - Cain-Veasey 37 yd run (Kralapp kick), 2:05, 2nd qtr.
 GVSU - Slager 5 yd pass from Peterson (Kralapp kick), 0:56, 2nd qtr.
 WSU - Milovanski 33 yd field goal, 0:00, 2nd qtr.
 GVSU - Miller 27 yd pass from Peterson (Kralapp kick), 10:46, 3rd qtr.
 GVSU - Nott 6 yd pass from Peterson (Kralapp kick), 0:20, 3rd qtr.
 GVSU - McCarroll 36 yd fumble recovery (Kralapp kick), 14:50, 4th qtr.
 GVSU - Crawford 1 yd run (Kralapp kick), 8:21, 4th qtr.

ATTENDANCE - 2,436

	GVSU	WSU
First Downs	29	17
Rushes/Yards	41/255	33/120
Passing Yardage	235	125
Total Net Yards	490	245
Completions/Attempts	16/27	12/27
Interceptions Thrown	0	0
Punts/Avg.	3/38.0	7/34.3
Fumbles/Lost	2/0	3/3
Penalties/Yards	8/80	8/88
Third Down Conv.	5/11	3/12
Time of Possession	33:20	26:40

INDIVIDUAL STATISTICS:

RUSHING: GVSU - Cade Peterson 11-62; Aryuan Cain-Veasey 8-52; Joht'e Crawford 7-50; Tariq Reid 7-49; Jack Provencher 2-21; Cal Endicott 2-16; Avery Moore 1-8; Cody Tierney 1-1; Team 2-(-4). **WSU** - Kendall Williams 16-63; Karmi Mackey 5-21; Avery Hall 3-12; Chase Churchill 3-10; Nick Isley 2-9; Chandler Edwards 1-3; Jake AmRhein 3-2.

PASSING: GVSU - Cade Peterson 15-24-0-218; Cal Endicott 1-3-0-17. **WSU** - Chase Churchill 11-20-0-127; Jake AmRhein 1-6-0-(-2); Team 0-1-0-0.

RECEIVING: GVSU - Cody Tierney 6-68; Darrell Johnson 4-36; Jacob Miller 2-68; Kyle Nott 2-41; Jahdae Walker 1-17; Jayk Slager 1-5. **WSU** - Trevonte Davis 2-47; Nick Poterack 2-37; Kendall Williams 2-17; Kameron Ford 1-14; Jesse Prewitt III 1-6; Dayton Keller 1-4; Nick Isley 1-3; Nolan Kimmey 1-1; Cooper Kukal 1-(-2).

GAME RECAP: Wayne State started out strong on Senior Day leading 10-7 early in the second period, but Grand Valley State scored the next 27 points.

HOW IT HAPPENED

- GVSU took the opening kickoff and drove 86 yards in four plays to take an early 7-0 lead.
- Wayne State responded with a nine-play touchdown drive going 65 yards. Big plays on the drive were a 24-yard reception by Nick Poterack on a flea-flicker and a six-yard catch by Jesse Prewitt III on a third-and-five. Kendall Williams, starting in place of the injured Myren Harris, scored on a 12-yard run to knot the score at 7-7.
- After a punt by the Lakers, WSU went 55 yards in nine plays culminating in a 26-yard field goal by freshman Griffin Milovanski. The big play on the drive was a 37-yard reception by Trevonte Davis on a third-and-eight.
- Grand Valley State took the lead for good early in the second period on six-yard touchdown run by Peterson.
- After a Warrior punt, GVSU extended its lead to 20-10 on a 25-yard run by Tariq Reid.
- WSU fumbled on its next possession and it took the Lakers just 1:31 to go 39 yards.
- Following a Wayne State punt, Grand Valley State added to its lead on a five-yard TD pass.

GAME 11 - NOV. 13

AT #1-FERRIS STATE 35, WAYNE STATE 13

Wayne State	0	6	0	7	-	13
#1-Ferris State	0	7	14	14	-	35

WSU - Williams 3 yd run (Milovanski kick blocked), 10:29, 2nd qtr.
 FSU - Minor 2 yd run (Barnett kick), 0:37, 2nd qtr.
 FSU - Bernhardt 2 yd run (Barnett kick), 10:31, 3rd qtr.
 FSU - Bernhardt 7 yd run (Barnett kick), 7:18, 3rd qtr.
 FSU - Bernhardt 5 yd run (Barnett kick), 11:48, 4th qtr.
 FSU - Jefferson 52 yd pass from Bernhardt (Barnett kick), 8:18, 4th qtr.
 WSU - Williams 8 yd run (Milovanski kick), 2:14, 4th qtr.

ATTENDANCE - 1,743

	WSU	FSU
First Downs	10	25
Rushes/Yards	33/63	56/410
Passing Yardage	131	120
Total Net Yards	194	530
Completions/Attempts	11/24	9/17
Interceptions Thrown	1	0
Punts/Avg.	9/37.0	2/33.5
Fumbles/Lost	0/0	3/2
Penalties/Yards	4/44	12/90
Third Down Conv.	2/14	8/13
Time of Possession	28:36	31:24

INDIVIDUAL STATISTICS:

RUSHING: WSU - Kendall Williams 21-29; Jake AmRhein 4-22; Nick Isley 1-11; Avery Hall 6-8; Kameron Ford 1-(-7). **FSU** - Jared Bernhardt 23-176; Tyler Minor 16-106; CJ Jefferson 4-66; Adrian Petty 1-28; Jeremy Burrell 6-25; Mylik Mitchell 2-14; Rayvon Williamson 1-7; Team 1-0; Emari O'Brien 1-(-2); Marcus Taylor 1-(-10).

PASSING: WSU - Jake AmRhein 11-24-1-131. **FSU** - Jared Bernhardt 6-12-0-75; Ian Hall 1-2-0-12; Mylik Mitchell 1-2-0-0; Tyler Minor 1-1-0-33.

RECEIVING: WSU - Jesse Prewitt III 3-66; Nick Isley 2-18; Trevonte Davis 2-15; Nolan Kimmey 1-25; Kendall Williams 1-7; Nick Poterack 1-5; Landin Mitchell 1-(-5). **FSU** - CJ Jefferson 3-59; Xavier Wade 2-9; Marcus Taylor 2-7; Jared Bernhardt 1-33; Caleb Walker 1-12.

GAME RECAP: Wayne State concluded its 2021 campaign with a 35-13 setback at top-ranked Ferris State.

HOW IT HAPPENED

- After a scoreless first quarter, Wayne State went 74 yards in 12 plays with Kendall Williams scoring on a three-yard scamper. Big plays on the drive were a 25-yard reception by Nolan Kimmey, a 19-yard catch by Jesse Prewitt III, and a 16-yard reception by Trevonte Davis on a fourth-and-11. The PAT kick was blocked, but Nick Poterack raced 75 yards to make the tackle preventing a defensive two-point PAT.
- FSU had a 34-yard run by CJ Jefferson, but as Julius Wilkerson was wrapping up Jefferson inside the 10, Shavez Hawkins, Jr. forced a fumble that was recovered by Drake Reid.
- After a punt by WSU, FSU's Jared Bernhardt fumbled at the Wayne State 22 with Charles Ellington recovering.
- Following another punt by the Warriors, Ferris State went 55 yards in eight plays with Tyler Minor scoring on a two-yard plunge.
- Wayne State had to punt on its opening possession of the second half, and FSU went 45 yards in six plays with Bernhardt reaching the end zone on a two-yard keeper extending the home squad's advantage to 14-6.
- Jake AmRhein was intercepted on the ensuing drive. Bernhardt had a seven-yard keeper to complete the three play, 19-yard scoring drive.
- After three successive punts, the Bulldogs went 23 yards in five plays following a 14-yard punt return with Bernhardt notching his third rushing touchdown on a five-yard keeper.
- On Ferris State's next drive, FSU went 80 yards in four plays culminating in a 52 yard reception by Jefferson.
- Wayne State engineered a 13-play, 67-yard touchdown drive with Williams scoring on an eight-yard keeper for his second touchdown of the game.

Wayne State's Landin Mitchell and Lane Potter were Fall GLIAC Commissioner's Award recipients for the 2020-21 academic year.

The awards are issued after the Fall, Winter and Spring seasons and highlight six female and six male athletes that excel in both the classroom and on the field of play.

Since the GLIAC instituted the Commissioner's Award for the 2007-08 academic year, 56 WSU student-athletes have earned this award a total of 68 times. The 12 two-time recipients are Alison Allen, Cauli Bedran, Lyndsay Butler, Thomas Ducret, Grant Haefner, Ryan Katulski, Catherine Leix, Josh Renel, Kayla Scott, Ashley St. Andrew, Kyle Toth and Mike Wiseman.

In addition to Mitchell and Potter, golfer Grant Haefner and swimmer Franz Mueller received GLIAC Commissioner's Awards for the 2020-21 academic year.

The six WSU student-athletes to earn the GLIAC Commissioner's Award during the 2021-22 academic year were women's basketball center Sam Cherney, women's swimmer Jordan Fox, men's swimmers Luka Cvetko and Stewart Nowinski, baseball pitcher Karter Fitzpatrick and men's tennis standout Dom Spicer.

Warrior football student-athletes to receive the Commissioner's Award include Josh Renel (2010 and 2011), Mickey Mohner (2012), Nick Thomas (2012), Chet Privett (2013), Trent Brodbeck (2016), Kyle Toth (2018 and 2019), Landin Mitchell (2020) and Lane Potter (2020).



Two-time GLIAC Commissioner Award recipient Josh Renel is pictured above scoring the first touchdown of the 2011 national semifinal win at Winston-Salem State. He would also score the first touchdown of the 2011 national championship game returning the opening kickoff 93 yards.





2021 WAYNE STATE STATISTICS

2021 Final Wayne State University Statistics

Overall Record: 2-9
 Home Record: 1-5
 Road Record: 1-4

DATE	OPPONENT	W/L	SCORE	ATTEND
Sep 02, 2021	#5 SLIPPERY ROCK	L	21-24	2431
Sep 11, 2021	TRUMAN	L	9-27	1974
Sep 18, 2021	at Missouri S&T	LOT	45-51	1516
Sep 25, 2021	SAGINAW VALLEY	L	21-41	2932
*Oct 02, 2021	at Northern Mich.	L	19-26	2494
*Oct 09, 2021	MICHIGAN TECH	L	27-30	3674
*Oct 16, 2021	at Davenport	W	16-3	688
*Oct 23, 2021	at Saginaw Valley	L	25-41	4200
*Oct 30, 2021	NORTHWOOD	W	56-21	1945
*Nov 06, 2021	#7 GRAND VALLEY ST.	L	13-62	2436
*Nov 13, 2021	at #1 Ferris State	L	13-35	1743

*-GLIAC Game

TEAM STATISTICS	WS	OPP
SCORING	265	361
Points Per Game	24.1	32.8
Points Off Turnovers	33	70
FIRST DOWNS	203	231
Rushing	103	123
Passing	84	93
Penalty	16	15
RUSHING YARDAGE	1996	2161
Yards gained rushing	2263	2378
Yards lost rushing	267	217
Rushing Attempts	420	430
Average Per Rush	4.8	5.0
Average Per Game	181.5	196.5
TDs Rushing	19	27
PASSING YARDAGE	1959	2030
Comp-Att-Int	150-299-9	181-329-6
Average Per Pass	6.6	6.2
Average Per Catch	13.1	11.2
Average Per Game	178.1	184.5
TDs Passing	15	17
TOTAL OFFENSE	3955	4191
Total Plays	719	759
Average Per Play	5.5	5.5
Average Per Game	359.5	381.0
KICK RETURNS: #-Yards	41-734	35-788
PUNT RETURNS: #-Yards	11-115	28-256
INT RETURNS: #-Yards	6-75	9-119
KICK RETURN AVERAGE	17.9	22.5
PUNT RETURN AVERAGE	10.5	9.1
INT RETURN AVERAGE	12.5	13.2
FUMBLES-LOST	23-13	21-7
PENALTIES-Yards	60-531	72-600
Average Per Game	48.3	54.5
PUNTS-Yards	59-2078	51-1946
Average Per Punt	35.2	38.2
Net punt average	30.9	33.5
KICKOFFS-Yards	51-2621	66-3700
Average Per Kick	51.4	56.1
Net kick average	33.5	39.6
TIME OF POSSESSION/Game	29:29	30:31
3RD-DOWN Conversions	61/153	72/163
3rd-Down Pct	40%	44%
4TH-DOWN Conversions	8/16	10/15
4th-Down Pct	50%	67%
SACKS BY-Yards	18-121	18-121
MISC YARDS	0	0
TOUCHDOWNS SCORED	35	47
FIELD GOALS-ATTEMPTS	8-11	11-19
ON-SIDE KICKS	0-2	0-0
RED-ZONE SCORES	(26-35) 74%	(39-47) 83%
RED-ZONE TOUCHDOWNS	(20-35) 57%	(30-47) 64%
PAT-ATTEMPTS	(25-29) 86%	(42-44) 95%
ATTENDANCE	15392	10641
Games/Avg Per Game	6/2565	5/2128

SCORE BY QUARTERS	1st	2nd	3rd	4th	OT	Total
Wayne State	71	74	50	70	0	265
Opponents	58	98	102	97	6	361

RUSHING	GP-GS	Att	Gain	Loss	Net	Avg	TD	Long	Avg/G
Myren Harris	9-3	131	1050	22	1028	7.8	9	77	114.2
Avery Hall	10-6	79	346	17	329	4.2	4	33	32.9
Kendall Williams	10-3	70	323	28	295	4.2	3	19	29.5
Karmi Mackey	7-0	21	83	7	76	3.6	1	29	10.9
Chandler Edwards	10-0	14	76	4	72	5.1	0	13	7.2
Josh Kulka	2-2	17	102	32	70	4.1	0	21	35.0
Jake AmRhein	6-2	36	109	44	65	1.8	1	13	10.8
Nick Isley	9-0	10	63	3	60	6.0	1	13	6.7
Trevonte Davis	11-11	3	27	0	27	9.0	0	20	2.5
Chase Churchill	10-7	32	84	90	-6	-0.2	0	15	-0.6
Kameron Ford	10-0	1	0	7	-7	-7.0	0	0	-0.7
Team	9	6	0	13	-13	-2.2	0	0	-1.4
Total	11	420	2263	267	1996	4.8	19	77	181.5
Opponents	11	430	2378	217	2161	5.0	27	50	196.5

PASSING	GP-GS	Effic	Comp-Att-Int	Pct	Yds	TD	Lng	Avg/G
Chase Churchill	10-7	120.7	89-181-5	49.2	1267	10	57	126.7
Josh Kulka	2-2	151.4	39-59-1	66.1	505	3	75	252.5
Jake AmRhein	6-2	63.8	21-53-3	39.6	185	1	25	30.8
Team	9	0.0	0-5-0	0.0	0	0	0	0.0
Myren Harris	9-3	446.8	1-1-0	100.0	2	1	2	0.2
Total	11	115.7	150-299-9	50.2	1959	15	75	178.1
Opponents	11	120.2	181-329-6	55.0	2030	17	70	184.5

RECEIVING	GP-GS	No.	Yds	Avg	TD	Long	Avg/G
Trevonte Davis	11-11	38	686	18.1	5	68	62.4
Kendall Williams	10-3	33	280	8.5	0	54	28.0
Jesse Prewitt	10-7	23	414	18.0	3	75	41.4
Myren Harris	9-3	16	144	9.0	2	32	16.0
Nick Poterack	11-11	9	100	11.1	3	30	9.1
Kameron Ford	10-0	7	133	19.0	1	42	13.3
Nolan Kimmey	6-2	7	86	12.3	0	25	14.3
Eli Haddad	9-2	7	52	7.4	0	19	5.8
Nick Isley	9-0	4	30	7.5	0	13	3.3
Dayton Keller	11-3	3	45	15.0	1	34	4.1
Cooper Kukal	10-0	1	-2	-2.0	0	0	-0.2
Avery Hall	10-6	1	-4	-4.0	0	0	-0.4
Landin Mitchell	11-11	1	-5	-5.0	0	0	-0.5
Total	11	150	1959	13.1	15	75	178.1
Opponents	11	181	2030	11.2	17	70	184.5

PUNT RETURNS	No.	Yds	Avg	TD	Long
Eli Haddad	4	105	26.2	0	68
Koriante Moore	3	17	5.7	0	9
Darrin C. King	2	1	0.5	0	1
Jesse Prewitt	2	-8	-4.0	0	3
Total	11	115	10.5	0	68
Opponents	28	256	9.1	0	42

KICK RETURNS	No.	Yds	Avg	TD	Long
Darrin C. King	12	216	18.0	0	36
Myles Harris	11	267	24.3	0	43
Jesse Prewitt	6	86	14.3	0	24
Karmi Mackey	5	56	11.2	0	15
Te'Avion Warren	3	36	12.0	0	20
Nolan Kimmey	3	72	24.0	0	32
Kameron Ford	1	1	1.0	0	0
Total	41	734	17.9	0	43
Opponents	35	788	22.5	2	93

INTERCEPTIONS	No.	Yds	Avg	TD	Long
Koriante Moore	2	16	8.0	0	16
Dalen Peeks	1	0	0.0	0	0
Tieler Houston	1	18	18.0	0	18
Samari Dean	1	35	35.0	0	35
Niko Mosley	1	6	6.0	0	6
Total	6	75	12.5	0	35
Opponents	9	119	13.2	0	38

FUMBLE RETURNS	No.	Yds	Avg	TD	Long
Koriante Moore	1	51	51.0	1	51
Drake Reid	1	21	21.0	0	21
Total	2	72	36.0	1	51
Opponents	3	62	20.7	1	36





2021 WAYNE STATE STATISTICS

SCORING	TD	FGs	PATs						Saf	Pts
			Kick	Rush	Rcv	Pass	DXP			
Myren Harris	11	0-0	0-0	0-0	0	0-0	0	0	66	
Griffin Milovanski	0	7-8	24-27	0-0	0	0-0	0	0	45	
Trevonte Davis	5	0-0	0-0	0-0	0	0-0	0	0	30	
Avery Hall	4	0-0	0-0	0-0	0	0-0	0	0	24	
Jesse Prewitt	3	0-0	0-0	0-0	0	0-0	0	0	18	
Kendall Williams	3	0-0	0-0	0-0	0	0-0	0	0	18	
Nick Poterack	3	0-0	0-0	0-0	0	0-0	0	0	18	
Dayton Keller	1	0-0	0-0	0-0	2	0-0	0	0	10	
Nick Isley	1	0-0	0-0	0-0	0	0-0	0	0	6	
Karmi Mackey	1	0-0	0-0	0-0	0	0-0	0	0	6	
Kameron Ford	1	0-0	0-0	0-0	0	0-0	0	0	6	
Jake AmRhein	1	0-0	0-0	0-0	0	0-0	0	0	6	
Koriante Moore	1	0-0	0-0	0-0	0	0-0	0	0	6	
Jeremy Taras	0	1-1	1-2	0-0	0	0-0	0	0	4	
Chase Churchill	0	0-0	0-0	1-1	0	2-5	0	0	2	
Luke Bevilacqua	0	0-2	0-0	0-0	0	0-0	0	0	0	
Total	35	8-11	25-29	1-1	2	2-5	0	0	265	
Opponents	47	11-19	42-44	0-0	2	2-2	0	0	361	

TOTAL OFFENSE	G	Plays	Rush	Pass	Total	Avg/G
Chase Churchill	10	213	-6	1267	1261	126.1
Myren Harris	9	132	1028	2	1030	114.4
Josh Kulka	2	76	70	505	575	287.5
Avery Hall	10	79	329	0	329	32.9
Kendall Williams	10	70	295	0	295	29.5
Jake AmRhein	6	89	65	185	250	41.7
Karmi Mackey	7	21	76	0	76	10.9
Chandler Edwards	10	14	72	0	72	7.2
Nick Isley	9	10	60	0	60	6.7
Trevonte Davis	11	3	27	0	27	2.5
Team + Other	11	11	-20	0	-20	-1.8
Total	11	719	1996	1959	3955	359.5
Opponents	11	759	2161	2030	4191	381.0

ALL PURPOSE	G	Rush	Rec	PR	KOR	IR	Tot	Avg/G
Myren Harris	9	1028	144	0	0	0	1172	130.2
Trevonte Davis	11	27	686	0	0	0	713	64.8
Kendall Williams	10	295	280	0	0	0	575	57.5
Jesse Prewitt	10	0	414	-8	86	0	492	49.2
Avery Hall	10	329	-4	0	0	0	325	32.5
Myles Harris	4	0	0	0	267	0	267	66.8
Darrin C. King	10	0	0	1	216	0	217	21.7
Nolan Kimmey	6	0	86	0	72	0	158	26.3
Eli Haddad	9	0	52	105	0	0	157	17.4
Karmi Mackey	7	76	0	0	56	0	132	18.9
Kameron Ford	10	-7	133	0	1	0	127	12.7
Nick Poterack	11	0	100	0	0	0	100	9.1
Nick Isley	9	60	30	0	0	0	90	10.0
Chandler Edwards	10	72	0	0	0	0	72	7.2
Josh Kulka	2	70	0	0	0	0	70	35.0
Jake AmRhein	6	65	0	0	0	0	65	10.8
Dayton Keller	11	0	45	0	0	0	45	4.1
Te'Avion Warren	11	0	0	0	36	0	36	3.3
Samari Dean	6	0	0	0	0	35	35	5.8
Koriante Moore	7	0	0	17	0	16	33	4.7
Team + Others	11	-19	-7	0	0	24	-2	-2.4
Total	11	1996	1959	115	734	75	4879	443.5
Opponents	11	2161	2030	256	788	119	5354	486.7

FIELD GOALS	FGM-FGA	Pct	20-29	30-39	40-49	50-99	Lg	Blk
Luke Bevilacqua	0-2	0.0	0-0	0-1	0-1	0-0	0	0
Jeremy Taras	1-1	100	1-1	0-0	0-0	0-0	20	0
Griffin Milovanski	7-8	87.5	2-2	3-3	2-2	0-1	45	0

FG SEQUENCE	Wayne State	OPPONENTS
Slippery Rock	32, 48	(25)
Truman	(20)	45
Missouri S&T	(33)	35, (40)
Saginaw Valley	-	41, (20), 34, (36)
Northern Mich.	-	(31)
Michigan Tech	(32), (45), 51	(26), (35), (26)
Davenport	(21)	(26), 37
Saginaw Valley	(40)	(34), (48)
Northwood	-	40
Grand Valley St.	(26), (33)	-
Ferris State	-	28, 55

Numbers in (parentheses) indicate field goal was made.

PUNTING	No.	Yds	Avg	Long	TB	FC	I20	50+	Blkd
Griffin Milovanski	42	1486	35.4	63	0	7	7	2	0
Jeremy Taras	12	450	37.5	57	0	0	3	1	0
Luke Bevilacqua	4	142	35.5	38	0	0	0	0	1
Team	1	0	0.0	0	0	0	0	0	0
Total	59	2078	35.2	63	0	7	10	3	1
Opponents	51	1946	38.2	65	6	8	12	7	1

KICKOFFS	No.	Yds	Avg	TB	OB	Retn	Net	YdLn
Luke Bevilacqua	51	2621	51.4	5	2	2	22.5	33.5
Total	51	2621	51.4	5	2	22.5	33.5	31
Opponents	66	3700	56.1	14	6	17.9	39.6	25

DEFENSIVE LEADERS	GP-GS	Tackles			TFL-Yds	No-Yds	Int-Yds	BrUp	QBH	Rcv-Yds	FF	Kick	Saf
		Solo	Asst	Total									
52 Julius Wilkerson	11-11	44	60	104	10.0-32	3.5-23	.	2	7	1-0	.	.	.
10 Brandon Tuck-Hayden	10-10	40	53	93	8.5-30	2.5-12	.	4	3	.	3	.	.
3 Drake Reid	11-9	38	15	53	0.5-1	.	.	7	.	1-21	.	.	.
27 Te'Avion Warren	11-6	27	19	46	.	.	.	1	.	1	.	.	.
1 Shavez Hawkins	11-8	22	23	45	3.5-9	.	.	3	.	1-0	1	.	.
41 Niko Mosley	8-8	15	23	38	3.5-14	1.0-9	.	1-6	3	1	1-0	.	.
13 Dalen Peeks	11-9	23	11	34	1.0-1	.	.	1-0	3	.	.	2	1
34 Emarion Perkins	6-0	12	20	32	1.5-6	1	.	.
2 Arnold Saidov	9-8	13	17	30	5.0-25	3.5-24	.	.	4
23 Tieler Houston	7-5	15	14	29	1.5-6	.	.	1-18
21 Darien Tipples-Clemons	11-3	15	14	29	0.5-1	.	.	.	1	.	1	.	.
11 Koriante Moore	7-4	21	5	26	1.5-7	.	.	2-16	2	.	1-51	.	.
99 Jalen Lewis	8-8	10	15	25	4.0-18	1.5-13	.	1	3	.	1	.	.
55 John-Paul Morris	11-11	7	18	25	1.5-11	1.0-10	.	2
46 Blake Gilliam	10-1	12	12	24	1-0	.	1	.
90 Charles Ellington	7-1	4	14	18	3.0-14	2.0-13	.	1	1-0
91 Jacob Mass	11-3	7	10	17	2.0-4	.	.	2	2
98 Sean Banaszak	9-3	5	12	17	4.0-14	2.0-12	.	.	3
97 Damani Green	8-6	6	9	15	4.5-10	1.0-5	.	1	1	.	.	2	.
28 Samari Dean	6-1	5	7	12	0.5-1	.	.	1-35
20 Myles Harris	4-2	8	2	10
95 Kenneth Cephus	10-4	3	7	10	2.0-2	.	.	.	1
51 Donte Reed	9-0	4	4	8	1	.	.
40 Tyler Beck	5-0	5	2	7	1.0-1
24 David Green	9-0	5	1	6
47 Kane Quinlan	11-0	2	4	6	1.0-1
93 Diamond Duncan	11-0	4	2	6	1	.	.
25 Martell Hill	7-0	2	4	6	0.5-0
48 Cameron Rogers	10-0	.	3	3
96 Kofe Kimbrell	11-0	1	2	3	1
43 Will Butler	11-6	1	2	3
42 Luke Bevilacqua	11-0	1	2	3
25 Karmi Mackey	7-0	1	1	2
54 Lukas Cusac	11-0	.	2	2
44 J.D. Johnson	4-0	2	.	2
73 Noah Nicklin	11-7	1	1	2
45 Nick Isley	9-0	.	2	2
43 Hayden Loya	2-0	1	.	1
38 Griffin Milovanski	9-0	1	.	1
65 Amari Hampton	3-0	1	.	1
Others	11	3	4	7
Total	11	387	416	803	61-208	18-121	6-75	31	28	7-72	11	4	.
Opponents	11	392	332	724	72-250	18-121	9-119	37	21	13-62	13	2	.

Date	Opponent	Score	Overall	3rd-Down Conversions					OT					
				1st Qtr	2nd Qtr	3rd Qtr	4th Qtr							
Sep 02 Slippery Rock	L	21-24	4-15	26.7%	1-4	25.0%	1-4	25.0%	0-2	0.0%	2-5	40.0%		
Sep 11 Truman	L	9-27	7-16	43.8%	1-4	25.0%	0-3	0.0%	3-5	60.0%	3-4	75.0%		
Sep 18 at Missouri S&T	L	45-51	10-20	50.0%	3-5	60.0%	4-6	66.7%	1-3	33.3%	2-5	40.0%	0-1	0.0%
Sep 25 Saginaw Valley	L	21-41	4-11	36.4%	0-2	0.0%	0-2	0.0%	1-3	33.3%	3-4	75.0%		
*Oct 02 at Northern Mich.	L	19-26	9-16	56.2%	4-5	80.0%	3-5	60.0%	1-2	50.0%	1-4	25.0%		
*Oct 09 Michigan Tech.	L	27-30	5-12	41.7%	0-2	0.0%	4-5	80.0%	0-2	0.0%	1-3	33.3%		
*Oct 16 at Davenport	W	16-3	5-12	41.7%	0-2	0.0%	0-2	0.0%	3-5	60.0%	2-3	66.7%		
*Oct 23 at Saginaw Valley	L	25-41	7-16	43.8%	4-6	66.7%	0-3	0.0%	1-4	25.0%	2-3	66.7%		
*Oct 30 Northwood	W	56-21	5-9	55.6%	2-2	100.0%	1-2	50.0%	0-1	0.0%	2-4	50.0%		
*Nov 06 Grand Valley St.	L	13-62	3-12	25.0%	2-3	66.7%	0-2	0.0%	0-3	0.0%	1-4	25.0%		
*Nov 13 at Ferris State	L	13-35	2-14	14.3%	0-2	0.0%	0-4	0.0%	1-3	33.3%	1-5	20.0%		
Wayne State			61-153	39.9%	17-37	45.9%	13-38	34.2%	11-33	33.3%	20-44	45.5%	0-1	0.0%
Opponents			72-163	44.2%	19-36	52.8%	17-48	35.4%	19-39	48.7%	15-38	39.5%	2-2	100.0%

Date	Opponent
------	----------



2021 WAYNE STATE GAME STARTERS/LONG PLAYS

OFFENSE	WR	WR/RB	TE	LT	LG	C	RG	RT	QB	FB/WR/TE	RB/TE
Slippery Rock	Davis	Prewitt III	Poterack	Mitchell	L. Potter	Thompson	Roberts	Ziedas	AmRhein	Butler	Hall
Truman State	Davis	Prewitt III	Poterack	Mitchell	L. Potter	N. Nicklin	Roberts	Ziedas	Kulka	Butler	Hall
at Missouri S&T	Davis	Prewitt III	Poterack	Mitchell	L. Potter	Thompson	Roberts	Ziedas	Kulka	Haddad	Hall
Saginaw Valley State	Davis	Prewitt III	Poterack	Mitchell	L. Potter	Thompson	Roberts	Ziedas	Churchill	Butler	Hall
at Northern Michigan	Davis	Kimmy	Poterack	Mitchell	N. Nicklin	Thompson	Roberts	L. Potter	Churchill	Haddad	Hall
Michigan Tech	Davis	Prewitt III	Poterack	Mitchell	N. Nicklin	Thompson	Roberts	L. Potter	Churchill	Butler	Hall
at Davenport	Davis	Prewitt III	Poterack	Mitchell	N. Nicklin	Thompson	Roberts	L. Potter	Churchill	Ross	Myren Harris
at Saginaw Valley State	Davis	Prewitt III	Poterack	Mitchell	N. Nicklin	Thompson	Roberts	L. Potter	Churchill	Butler	Myren Harris
Northwood	Davis	Williams	Poterack	Mitchell	N. Nicklin	Thompson	Roberts	L. Potter	Churchill	Keller	Myren Harris
Grand Valley State	Davis	Williams	Poterack	Mitchell	L. Potter	Thompson	Roberts	Ziedas	Churchill	Butler	Keller
at Ferris State	Davis	Kimmy	Poterack	Mitchell	N. Nicklin	Thompson	Roberts	L. Potter	AmRhein	Keller	Williams

DEFENSE	DE	NT	DT	DE	LB	LB	LB	CB	CB	S	S
Slippery Rock	Lewis	Ellington	Morris	Saidov	Mosley	Wilkerson	Tuck-Hayden	Reid	Peeks	Hawkins, Jr.	Houston
Truman State	Lewis	Damani Green	Morris	Saidov	Mosley	Wilkerson	Tuck-Hayden	Moore	Peeks	Hawkins, Jr.	Houston
at Missouri S&T	Lewis	Damani Green	Morris	Saidov	Mosley	Wilkerson	Tuck-Hayden	Moore	Reid	Hawkins, Jr.	Dean
Saginaw Valley State	J. Mass	Damani Green	Morris	Saidov	Mosley	Wilkerson	Tuck-Hayden	Reid	Peeks	Hawkins, Jr.	Warren
at Northern Michigan	J. Mass	Damani Green	Morris	Saidov	Mosley	Wilkerson	Tuck-Hayden	Moore	Peeks	Myles Harris	Warren
Michigan Tech	J. Mass	Damani Green	Morris	Saidov	Mosley	Wilkerson	Gilliam	Moore	Reid	Hawkins, Jr.	Myles Harris
at Davenport	Lewis	Damani Green	Morris	Banaszak	Mosley	Wilkerson	Tuck-Hayden	Reid	Peeks	Houston	Warren
at Saginaw Valley State	Lewis	Cephus	Morris	Banaszak	Mosley	Wilkerson	Tuck-Hayden	Reid	Peeks	Hawkins, Jr.	Houston
Northwood	Lewis	Cephus	Morris	Saidov	Tipps-Clemons	Wilkerson	Tuck-Hayden	Reid	Peeks	Houston	Warren
Grand Valley State	Lewis	Cephus	Morris	Saidov	Tipps-Clemons	Wilkerson	Tuck-Hayden	Reid	Peeks	Hawkins	Warren
at Ferris State	Lewis	Cephus	Morris	Banaszak	Tipps-Clemons	Wilkerson	Tuck-Hayden	Reid	Peeks	Hawkins	Warren

LONG PLAYS BY THE NUMBERS

Plays by Yards.....	No.
20-29	37
30-39	13
40-49	6
50-59	5
60-69	3
70-79	4
80-89	0
90-99	0
100+	0
TOTAL.....	68

Plays by Type.....	No.
Passing.....	32
Rushing.....	16
Kickoff Returns.....	15
Fumble Returns.....	2
Punt Returns.....	2
Interceptions.....	1

Touchdowns.....	16
TOTAL	63

20-YARDS PLUS BY PLAYER

Player	No.	TDs	Type
Chase Churchill	22	7	P
Tre Davis	12	4	RE, RU
Myren Harris	11	6	RE, RU
Josh Kulka	8	2	P, RU
Myles Harris	7	0	KR
Jesse Prewitt III	7	2	KR, RE
Avery Hall	4	1	RU
Darrin King II	4	0	KR
Kendall Williams	4	0	RE
Jake AmRhein	3	0	P
Kameron Ford	3	1	RE
Nolan Kimmy	2	0	KR
Eli Haddad	2	0	PR
Nick Poterack	2	0	RE
Samari Dean	1	0	INT
Kori Moore	1	1	F
Dayton Keller	1	1	RE
Karmi Mackey	1	0	RU
Darke Reid	1	0	FR
Te'Avion Warren	1	0	KR

Legend: P - Pass; RU - Rush; RE - Receiving; KR - Kick Return; PR - Punt Return; INT - Interception; F - Fumble Return; BF - Blocked Field Goal Return; BP - Blocked Punt Return.

LONGEST PLAYS OF THE YEAR

Rushing Myren Harris vs. Northwood (Oct. 30) -- 77 Yards (TD)
Passing Josh Kulka to Jesse Prewitt III at Missouri S&T (Sept. 18) -- 75 Yards (TD)
Punt Return Eli Haddad at Northern Michigan (Oct. 2) -- 68 Yards
Kickoff Return Myles Harris vs. Saginaw Valley State (Sept. 25) -- 43 Yards
Interception Return Samari Dean vs. Truman State (Sept. 11) -- 35 Yards
Field Goal Griffin Milovanski vs. Michigan Tech (Oct. 9) -- 45 Yards
Punt Griffin Milovanski at Ferris State (Nov. 13) -- 63 Yards
Fumble Return Kori Moore vs. Saginaw Valley State (Sept. 25) -- 51 Yards (TD)





2021 WAYNE STATE SCORING DRIVES/RED ZONE

SCORING DRIVES

OPPONENT	DRIVE	RESULT	QTR.	PLAY	OPPONENT	DRIVE	RESULT	QTR.	PLAY
Slippery Rock	8-55-3:55	TD	1	Avery Hall 2 yd run (Jeremy Taras kick failed)	Michigan Tech	7-42-3:07	FG	2	Griffin Milovanski 45 yd field goal
Slippery Rock	11-61-3:12	TD	2	Myren Harris 7 yd pass from Jake AmRhein (Dayton Keller pass from Chase Churchill)	Michigan Tech	9-75-2:52	TD	2	Dayton Keller 34 yd pass from Chase Churchill (Griffin Milovanski kick)
Slippery Rock	6-78-2:33	TD	3	Avery Hall 33 yd run (Jeremy Taras kick)	Michigan Tech	4-92-1:58	TD	3	Myren Harris 3 yd run (Griffin Milovanski kick)
Truman State	5-27-1:30	FG	2	Jeremy Taras 20 yd field goal	Davenport	7-87-2:39	TD	2	Karmi Mackey 1 yd run (Griffin Milovanski kick)
Truman State	7-56-4:01	TD	3	Jake AmRhein 2 yd run (Chase Churchill pass failed)	Davenport	8-76-3:37	FG	3	Griffin Milovanski 21 yd field goal
Missouri S&T	1-75-0:13	TD	1	Jesse Prewitt III 75 yd pass from Josh Kulka (Griffin Milovanski kick)	Davenport	5-39-2:45	TD	4	Myren Harris 26 yd run (Griffin Milovanski kick blocked)
Missouri S&T	13-75-6:23	TD	1	Jesse Prewitt III 14 yd pass from Josh Kulka (Griffin Milovanski kick)	Saginaw Valley	11-59-5:15	TD	1	Nick Poterack 2 yd pass from Myren Harris (Griffin Milovanski kick)
Missouri S&T	2-80-0:39	TD	1	Tre Davis 68 yd pass from Josh Kulka (Griffin Milovanski kick)	Saginaw Valley	6-47-3:46	FG	1	Griffin Milovanski 40 yd field goal
Missouri S&T	12-64-5:59	FG	2	Griffin Milovanski 33 yd field goal	Saginaw Valley	5-58-1:59	TD	4	Nick Poterack 5 yd pass from Chase Churchill (Chase Churchill rush)
Missouri S&T	6-75-2:08	TD	3	Myren Harris 9 yd run (Griffin Milovanski kick)	Saginaw Valley	9-72-0:53	TD	4	Jesse Prewitt III 26 yd pass from Chase Churchill (Griffin Milovanski kick)
Missouri S&T	7-32-1:48	TD	4	Avery Hall 2 yd run (Chase Churchill pass failed)	Northwood	5-76-2:12	TD	1	Myren Harris 52 yd run (Griffin Milovanski kick)
Missouri S&T	10-80-3:30	TD	4	Tre Davis 17 yd pass from Chase Churchill (Dayton Keller pass from Chase Churchill)	Northwood	5-75-2:42	TD	1	Myren Harris 63 yd run (Griffin Milovanski kick)
Saginaw Valley	9-92-3:51	TD	4	Tre Davis 57 yd pass from Chase Churchill (Griffin Milovanski kick)	Northwood	5-72-2:44	TD	2	Kameron Ford 42 yd pass from Chase Churchill (Griffin Milovanski kick)
Saginaw Valley	----	TD	4	Kori Moore 51 yd fumble recovery (Griffin Milovanski kick)	Northwood	6-71-2:54	TD	2	Tre Davis 29 yd pass from Chase Churchill (Griffin Milovanski kick)
Saginaw Valley	4-53-1:08	TD	4	Myren Harris 32 yd pass from Chase Churchill (Griffin Milovanski kick)	Northwood	1-77-0:14	TD	2	Myren Harris 77 yd run (Griffin Milovanski kick)
Northern Michigan	6-24-2:42	TD	1	Myren Harris 6 yd run (Griffin Milovanski kick)	Northwood	5-86-2:41	TD	3	Myren Harris 45 yd run (Griffin Milovanski kick)
Northern Michigan	13-65-6:53	TD	2	Myren Harris 1 yd run (Griffin Milovanski kick failed)	Northwood	4-48-1:55	TD	3	Nick Isley 13 yd run (Griffin Milovanski kick)
Northern Michigan	8-61-4:44	TD	3	Nick Poterack 6 yd pass from Chase Churchill (Chase Churchill pass failed)	Northwood	14-65-9:32	TD	4	Avery Hall 7 yd run (Griffin Milovanski kick)
Michigan Tech	11-71-5:37	FG	1	Griffin Milovanski 32 yd field goal	Grand Valley	9-65-3:50	TD	1	Kendall Williams 12 yd run (Griffin Milovanski kick)
Michigan Tech	5-73-2:53	TD	2	Tre Davis 55 yd pass from Chase Churchill (Griffin Milovanski kick)	Grand Valley	9-55-4:57	FG	1	Griffin Milovanski 26 yd field goal
					Grand Valley	7-59-0:56	FG	2	Griffin Milovanski 33 yd field goal
					Ferris State	12-74-6:43	TD	2	Kendall Williams 3 yd run (Griffin Milovanski kick)
					Ferris State	13-67-5:57	TD	4	Kendall Williams 8 yd run (Griffin Milovanski kick)

SCORING DRIVE ANALYSIS

	MINUS	0-9	10-19	20-29	30-39	40-49	50-59	60-69	70-79	80-89	90-99	OT
Wayne State TD	0	0	0	1	2	1	5	6	13	4	2	0
Wayne State FG	0	0	0	1	0	2	2	1	2	0	0	0
Opponent TD	0	1	4	4	1	6	10	7	6	4	0	1
Opponent FG	0	1	0	1	1	3	4	0	1	0	0	0

RED ZONE ANALYSIS

WAYNE STATE

OPPONENT

GAME	TOTAL DRIVES	INSIDE 20	TD/FG	PCT.	TOTAL DRIVES	INSIDE 20	TD/FG	PCT.
Slippery Rock	13	5	2/0	.400	13	3	1/1	.667
Truman State	13	3	1/1	.667	12	2	2/0	1.000
at Missouri S&T	15	8	4/1	.625	14	4	3/0	.750
Saginaw Valley State	13	0	0/0	--	14	6	3/2	.833
at Northern Michigan	11	5	3/0	.600	11	3	2/1	1.000
Michigan Tech	14	2	1/1	1.000	14	5	2/3	1.000
at Davenport	11	2	1/1	1.000	12	3	0/1	.333
at Saginaw Valley State	13	3	3/0	1.000	14	5	4/1	1.000
Northwood	11	2	2/0	1.000	10	4	3/0	.750
Grand Valley State	12	3	1/2	1.000	12	7	6/0	.857
at Ferris State	12	2	2/0	1.000	13	5	4/0	.800
TOTAL	138	35	20/6	.743	139	47	30/9	.830





2021 TEAM STATISTICS COMPARISON

Opponent	Score	FIRST DOWNS				RUSHING		PASSING		PASSING		TOTAL OFFENSE		Return	Turn-
		Total	Rush	Pass	Pen	Att-Yards	Comp-Att-Int	Yards	Plays-Yards	Yards	Plays-Yards	Yards	Overs		
SLIPPERY ROCK	21-24	22/19	18/3	4/15	4/15	55-247/29-89	9-20-1/24-38-1	56/315	75-303/67-404	82/60	1/2				
TRUMAN	9-27	17/14	5/6	11/8	1/0	29-83/31-116	27-40-1/14-27-1	219/148	69-302/58-264	47/117	3/1				
Missouri S&T	45-51	31/21	14/9	15/12	2/0	47-230/33-138	21-47-1/21-35-0	443/361	94-673/68-499	62/179	1/0				
SAGINAW VALLEY	21-41	13/23	5/13	6/9	2/1	32-57/43-220	8-22-1/24-36-1	157/217	54-214/79-437	220/104	4/2				
Northern Mich.	19-26	17/17	11/6	5/10	1/1	42-188/26-139	11-23-0/21-36-0	120/173	65-308/62-312	161/45	2/1				
MICHIGAN TECH	27-30	20/22	10/10	9/8	1/4	39-340/34-153	13-28-1/17-42-2	214/153	67-554/76-306	111/185	3/2				
Davenport	16-3	15/21	10/13	3/5	2/3	40-200/45-216	6-16-1/10-22-1	99/72	56-299/67-288	36/95	2/2				
Saginaw Valley	25-41	18/21	5/14	11/7	2/0	30-81/51-236	19-38-2/10-20-0	220/123	68-301/71-359	124/90	2/0				
NORTHWOOD	56-21	23/19	14/14	8/4	1/1	40-387/41-189	13-14-0/15-29-0	175/113	54-562/70-302	38/173	0/1				
GRAND VALLEY ST.	13-62	17/29	8/15	6/10	3/4	33-120/41-255	12-27-0/16-27-0	125/235	60-245/68-490	27/68	3/0				
Ferris State	13-35	10/25	3/20	6/5	1/0	33-63/56-410	11-24-1/9-17-0	131/120	57-194/73-530	88/109	1/2				
Totals	265-361	203/231	103/123	84/93	16/15	420-1996/430-2161	150-299-9/181-329-6	1959/2030	719-3955/759-4191	996/1225	22/13				

Note: Game totals are displayed in the format TEAM/OPPONENT for each category

	3rd Down		4th Down		Time of Possession		TOP Margin		Avg		Avg		Avg		Punting		Penalties	
	Conversions	Conversions	Conversions	Conversions	Conversions	Conversions	Conversions	Conversions	Yards/Rush	Yards/Pass	Yards/Play	Number	Number	Number	Number	Number	Number	
SLIPPERY ROCK	4-15/5-15	2-3/2-3	33:33/26:27	7:06	4.5/3.1	2.8/8.3	4.0/6.0	6-42.2/5-27.8	3-29/8-60									
TRUMAN	7-16/6-14	0-1/0-0	32:23/27:37	4:46	2.9/3.7	5.5/5.5	4.4/4.6	6-32.8/6-41.5	4-40/7-50									
Missouri S&T	10-20/7-14	1-2/0-0	34:45/25:15	9:30	4.9/4.2	9.4/10.3	7.2/7.3	5-28.4/6-42.8	3-20/4-33									
SAGINAW VALLEY	4-11/12-20	0-2/1-1	22:30/37:30	-15:00	1.8/5.1	7.1/6.0	4.0/5.5	4-42.0/2-53.5	6-52/4-45									
Northern Mich.	9-16/6-15	0-1/2-2	30:09/29:51	0:18	4.5/5.3	5.2/4.8	4.7/5.0	4-37.5/6-36.7	7-45/7-43									
MICHIGAN TECH	5-12/6-16	0-1/0-1	30:52/29:08	1:44	8.7/4.5	7.6/3.6	8.3/4.0	4-29.2/5-43.6	11-105/3-25									
Davenport	5-12/3-15	0-0/1-1	26:21/33:39	-7:18	5.0/4.8	6.2/3.3	5.3/4.3	6-38.3/7-33.9	7-43/8-59									
Saginaw Valley	7-16/6-14	0-1/1-1	27:56/32:04	-4:08	2.7/4.6	5.8/6.2	4.4/5.1	6-32.0/5-36.0	3-35/6-60									
NORTHWOOD	5-9/8-16	1-1/1-3	30:34/29:26	1:08	9.7/4.6	12.5/3.9	10.4/4.3	2-28.0/4-39.5	4-30/5-55									
GRAND VALLEY ST.	3-12/5-11	1-1/2-2	26:40/33:20	-6:40	3.6/6.2	4.6/8.7	4.1/7.2	7-34.3/3-38.0	8-88/8-80									
Ferris State	2-14/8-13	3-3/0-1	28:36/31:24	-2:48	1.9/7.3	5.5/7.1	3.4/7.3	9-37.0/2-33.5	4-44/12-90									
Totals	61-153/72-163	8-16/10-15	324:19/335:41	-11:22	4.8/5.0	6.6/6.2	5.5/5.5	59-35.2/51-38.2	60-531/72-600									

Note: Game totals are displayed in the format TEAM/OPPONENT for each category

2021 WSU PARTICIPATION

GAME PARTICIPATION.....GP/GS NOTES

Jake Amrhein	6/2	Started against Slippery Rock and at Ferris State
Sean Banaszak	9/3	Started vs. Davenport, at Saginaw Valley and at Ferris State
Tyler Beck	5/0	Played in the final five games
Luke Bevilacqua	11/0	Kicked in all 11 games
Blake Bustard	5/0	Played the first four games and against Northwood
Will Butler	11/6	Started the first two games and four others
Kenneth Cephus	10/4	Started the final four games
Chase Churchill	10/7	Started seven of the last eight contests
Lukas Cusac	11/0	Played in all 11 games as the long snapper
Trevonte Davis	11/11	Started at wide receiver for all 11 games
Samari Dean	6/1	Started against Missouri S&T
Damond Duncan	11/0	Served as a back-up defensive tackle in all 11 games
Chandler Edwards	10/0	Played in every game but Michigan Tech
Charles Ellington	7/1	Made lone start against Slippery Rock
Kameron Ford	10/0	Saw action in every game but at Missouri S&T
Blake Gilliam	10/1	Made lone start against Michigan Tech
Damani Green	8/6	Started six of the first seven contests
David Green	9/0	Played in the team's last nine games
Eli Haddad	9/2	Made starts at Missouri S&T and Northern Michigan
Avery Hall	10/6	Started the first six games of the season
Amari Hampton	3/0	Played against SVSU, NMU and GVSU
Jelani Harbor	3/0	Played against Truman, Missouri S&T and at Northern Mich.
Myles Harris	4/2	Started against Northern Michigan and Michigan Tech
Myren Harris	9/3	Made starts at Davenport, at SVSU and vs. Northwood
Shavez Hawkins, Jr.	11/8	Started all but three games at safety
Martell Hill	7/0	Saw action in seven of the last nine games
Tieler Houston	7/5	Started five games as a safety
Nick Isley	9/0	Played in the first game and the last eight contests
J.D. Johnson	4/0	Played in the team's final four games
Dayton Keller	11/3	Started the team's last three games
Kofe Kimbrell	11/0	Appeared in all 11 games, mainly on special teams
Nolan Kimmey	6/2	Started against Northern Michigan and Ferris State
Darrin King II	10/0	Played in 10 games as a back-up receiver
Cooper Kukal	10/0	Played the first three games and the last seven contests
Josh Kulka	2/2	Started against Truman State and at Missouri S&T

GAME PARTICIPATION.....GP/GS NOTES

Jalen Lewis	8/8	Started the first three games and the last eight contests
Hayden Loya	2/0	Played in the last two games
Karmi Mackey	7/0	Played in seven of the last nine games
Jacob Mass	11/3	Started against SVSU, NMU and MTU
Griffin Milovanski	9/0	Kicked in the final nine games
Landin Mitchell	11/11	Started every game at left tackle
Koriante Moore	7/4	Played in the team's first seven contests
John-Paul Morris	11/11	Started all 11 games at defensive tackle
Niko Mosley	8/8	Started the first eight games at outside linebacker
Noah Nicklin	11/7	Started six of the final seven contests at left guard
Onyeka Ojinnaka	1/0	Played at Davenport
Dalen Peeks	11/9	Made nine starts at cornerback
Emarion Perkins	6/0	Played in the final six games
Nick Poterack	11/11	Started all 11 games at tight end
Lane Potter	11/11	Started all 11 games on the offensive line
Ty Potter	8/0	Played in the last eight games
Jesse Prewitt	10/7	Started seven of first eight games at wide receiver
Cole Price	1/0	Made lone appearance against Truman State
Kane Quinlan	11/0	Served as a back-up defensive tackle in all 11 games
Donte Reed	9/0	Played in the first six contests and last three games
Drake Reid	11/9	Started every game, but Truman and Northern Michigan
Chrishoun Roberts	11/11	Started all 11 games at right guard
Cameron Rogers	10/0	Played in every game, but at Davenport
Kaveon Ross	5/1	Made lone start at Davenport
Arnold Saidov	9/8	Started eight of his nine games played at defensive end
Tyler Schompert	3/0	Played in the team's last three contests
Jeremy Taras	2/0	Kicked in the team's first two games
A.J. Terry	1/0	Made lone appearance against Slippery Rock
Reid Thompson	10/10	Started every game at center, but vs. Truman State
Darien Tipps-Clemons	11/3	Started the team's final three games at outside linebacker
Brandon Tuck-Hayden	10/10	Started every game played at outside linebacker
Te'Avion Warren	11/6	Started six of the final eight games at safety
Julius Wilkerson	11/11	Started all 11 games at middle linebacker
Kendall Williams	10/3	Started the team's final three games
Joe Ziedas	8/5	Started the first four games and vs. Grand Valley





2021 GLIAC STANDINGS/GLIAC FOOTBALL HISTORY

Team	Conference Games			Overall						
	W	L	Pct.	PF	PA	W	L	Pct.	PF	PA
Ferris State.....	7	0	1.000	316	159	14	0	1.000	661	256
Grand Valley State.....	6	1	.857	293	107	10	2	.833	456	223
Michigan Tech.....	5	2	.714	156	120	6	4	.600	200	186
Saginaw Valley State.....	4	3	.571	211	179	7	4	.636	302	254
Wayne State.....	2	5	.286	169	218	2	9	.182	265	361
Northern Mich.....	2	5	.286	156	189	4	7	.364	233	288
Davenport.....	2	5	.286	66	190	3	8	.273	104	285
Northwood.....	0	7	.000	108	313	1	9	.100	172	401

The Great Lakes Intercollegiate Athletic Conference began sponsoring football as a league sport in the Fall of 1973 with three teams - Ferris State, Grand Valley State and Northwood. In 1974, Hillsdale joined the league as the fourth football team. The conference expanded again in 1975 when Saginaw Valley State started a football program and Wayne State joined the league. The number of GLIAC football teams grew to seven in 1980 when Michigan Tech was added, though the Huskies left the league after the 1985 season. In 1987, Northwood left the league and was replaced by Northern Michigan.

After the 1989 season, the GLIAC dropped football as a sponsored sport. The six conference schools sponsoring football - Ferris State, Grand Valley State, Hillsdale, Northern Michigan, Saginaw Valley State and Wayne State - joined the five members of the Heartland Collegiate Conference - Ashland, Butler, Indianapolis, St. Joseph's and Valparaiso - in forming the football-only Midwest Intercollegiate Football Conference (MIFC), which began play in 1990.

The MIFC would change again for the 1993 season as two teams would leave and two teams would join. Butler and Valparaiso left the conference, but Northwood rejoined and the College of St. Francis (Ill.) was added. The league grew to 12 teams in 1994 with the addition of Michigan Tech and stayed at 12 teams until St. Joseph's left after the 1995 season. In 1998, the league expanded to 14 teams with the additions of Findlay, Mercyhurst and Westminster, but would drop back to 13 teams with the departure of St. Francis after the season.

Westminster departed after the 1999 season, leaving 12 teams. Gannon was added before the 2004 season, giving the league a 13-team roster.

After nine years of existence as one of the premier conferences in Division II football, the MIFC merged as part of GLIAC on July 1, 1999.

The GLIAC has earned the reputation as one of the toughest and deepest conferences in Division II with a strong postseason history.

Three GLIAC teams made National Association of Intercollegiate Athletics (NAIA) playoff appearances. Grand Valley State made it to the national semifinals in 1978. Saginaw Valley State made three trips to the NAIA playoffs (1979, 1983, 1984), posting a 2-3 mark. Hillsdale earned five NAIA postseason berths as a member of the GLIAC (1981, 1982, 1985, 1986, 1988), taking home the championship in 1985.

The first team to represent the GLIAC in the Division II playoffs was Northern Michigan in 1987. The Wildcats made the D-II semifinals that season.

Grand Valley State started a three-year postseason run in 1989, though the Lakers failed to get out of the first round. Butler joined GVSU in the D-II playoffs in 1991, marking the first year the league had two teams participate in postseason play. Butler fell to the eventual national champion, Pittsburg State in the first round.

The 1992 Division II playoffs saw the first GLIAC team make it past the opening round in league history. Ferris State posted a first-round win over Edinboro before falling to New Haven in the quarterfinals. The 1992 season marked the beginning of a five-year playoff run for the Bulldogs, with their then-best performance coming in 1995 after a D-II semifinal appearance.

Grand Valley State made its fourth and fifth D-II postseason trips in 1994 and 1998, respectively. Ashland made its first appearance in the playoffs as a member of the GLIAC in 1997.

After being shut out of the playoffs in 1999, the GLIAC posted two teams in the 2000 tournament as Northwood and Saginaw Valley State each made their first D-II postseason appearances. The Timberwolves claimed a first-round victory over Indiana (Pa.) before falling to Bloomsburg in the quarterfinals.

The 2001 season was historic for the league as two teams made it through the first round of the playoffs. Grand Valley State and Saginaw Valley State each posted opening-round wins and faced each other in the national quarterfinals. The Lakers won a shoot-out, 33-30, in Allendale, and cruised to a semifinal win over Catawba. GVSU advanced to the championship game before falling to North Dakota, 17-14.

The Lakers redeemed themselves in 2002 by claiming the league's first Division II football national championship. Grand Valley State defeated Valdosta State in the finals, 31-24. GVSU would repeat as national champions in 2003. The Lakers knocked off North Dakota in that championship game, 10-3.

GLIAC co-champions Michigan Tech and Northwood, along with Grand Valley State, would earn playoff berths in 2004. GVSU fell in the regional finals to North Dakota, 19-15.

The 2005 season saw more postseason success for the GLIAC. GVSU, SVSU, and Northwood each gained postseason entrance. The Lakers and Cardinals battled for the Northwest Region title, but GVSU advanced, 24-17, and went on to defeat NW Missouri State, 21-17, in the Division II title game. In 2006 both Northwood and Grand Valley State earned postseason berths. The Lakers ran the table and met NW Missouri State in the finals, claiming a 17-14 victory and winning the leagues' fourth D-II Championship. GVSU and Ashland earned playoff berths in 2007 and 2008, while 2009 saw Grand Valley State, Hillsdale and Saginaw Valley State in the D-II postseason. GVSU made an impressive run to the final before falling to NW Missouri State.

In 2010, GVSU and Hillsdale earned D-II playoff berths with the Lakers falling in the Super Region III Semifinals. 2011 saw Wayne State and SVSU make the postseason with the Warriors making an improbable run to the D-II finals before falling to Pittsburg State, 35-21. WSU won four consecutive road playoff games as the No. 6 seed in Super Region 3 claiming victories at St. Cloud State (48-38) in a blizzard, 38-26 at Nebraska-Kearney, 31-25 at defending national champion Minnesota Duluth, followed by a 21-14 triumph at unbeaten Winston Salem State in a national semifinal game televised on ESPN.

Ashland represented the Conference in the 2012 playoffs, losing to Midwestern State in the Super Region IV semifinals, 33-28.

The GVSU Lakers once again made a deep run in the 2013 NCAA Playoffs which started with a triumph over GLIAC foe Saginaw Valley State. Ohio Dominican earned a first-round bye and made its first appearance in the tournament. The Panthers dropped a 34-27 heartbreaker in Columbus to West Texas A&M. GVSU swaggered all the way to the national semifinals after taking out CSU-Pueblo on the road 34-30 and knocking off West Texas A&M in Allendale 35-28. Northwest Missouri State used their home field advantage to defeat the Lakers by a 27-13 final score in the D-II semifinals.

After an exciting 2014 regular season, three GLIAC programs qualified for the NCAA D-II Playoffs. Ohio Dominican returned to the playoffs for the second straight season and took down Colorado Mines, 34-23, on the road in impressive fashion to start the postseason. Meanwhile, Angelo State stunned Michigan Tech 42-41 in Houghton after a wild second half comeback from ASU bounced the Huskies at home. In the regional semifinals, Ohio Dominican dissected the unbeaten Ferris State attack and advanced in the back-and-forth contest with a 46-33 victory on the road in Big Rapids. Unfortunately, the ODU run ended in the next round as the Panthers fell behind early and nearly completed a major comeback on the road before falling 31-28 to the eventual national champions, CSU-Pueblo.

Ashland and Ferris State both completed undefeated regular seasons in 2015 and joined Grand Valley State in the D2 playoffs to once again give the GLIAC three NCAA bids. Ferris State upended Texas A&M-Commerce, while Grand Valley State earned a road victory at Ashland to eliminate the Eagles in the Super Region 4 Quarterfinals. The GVSU Lakers went on to avenge a regular-season loss to Ferris State by defeating the Bulldogs 38-34 in Big Rapids. Grand Valley State then traveled to CSU-Pueblo where they earned an impressive 31-7 victory and the Super Region 4 title. However, GVSU's impressive run as the No. 6 seed ended with a 34-32 setback to Shepherd in the national semifinals.

In 2016, both FSU and GVSU qualified with the Bulldogs claiming a 47-32 triumph in Allendale in the Super Regional final. FSU lost the next week, 35-20, at Northwest Missouri State.

Ashland and Ferris State both qualified for the NCAA Tournament in 2017 with both schools posting narrow home field victories in the opening round. FSU won at Fort Hays State (31-21) in the second round, while the Eagles fell 34-24 at home to Harding. The Bulldogs were then edged 16-14 by Harding in the Regional final on a last-second 20-yard field goal.

In 2018, Ferris State advanced all the way to the national championship game, while Grand Valley State lost at home in the opening round. FSU won the first two games at home, then won two road contests before falling 49-47 to Valdosta State in the first championship game played at McKinney (TX) ISD.

After a first round bye in 2019, Ferris State won two home playoff games before falling 28-14 at home to West Florida. FSU went undefeated in 2021 (14-0) and won the national championship game.

Though many teams have made history for the GLIAC, the league can also boast upon individual accomplishments. In 2002, GVSU quarterback Curt Anes became the GLIAC's first Harlon Hill Trophy winner as the Division II Player of the Year. The GLIAC had its second Harlon Hill winner when Wayne State running back Joique Bell claimed the honor in 2009. Bell is the only person in GLIAC history with two 2,000-yard rushing seasons. In 2015 and 2016, Ferris State quarterback Jason Vander Laan took home the D-II Heisman equivalent after consecutive record-shattering years for the Bulldogs. FSU's Jayru Campbell was the 2018 recipient of the Harlon Hill Award.

All-Time GLIAC/MIFC Football W/L Records#

Team	Games	Wins	Losses	Ties	Pct.
Grand Valley State (19)	383	303	77	3	.795
Butler* (2)	29	22	7	0	.759
Ohio Dominican* (2)	70	47	23	0	.671
Ashland* (5)	292	191	101	0	.654
Ferris State (13)	387	234	148	5	.611
Hillsdale* (9)	351	201	149	1	.577
Saginaw Valley State^ (8)	384	215	166	3	.564
Northwood* (6)	342	162	176	4	.480
Michigan Tech (2)	297	141	155	1	.476
Findlay*	190	80	110	0	.421
Indianapolis*	217	89	127	1	.412
Wayne State (2)	381	156	224	1	.411
Northern Michigan (1)	314	127	185	2	.408
Mercyhurst*	98	33	65	0	.337
Davenport	32	8	24	0	.250
Tiffin*	98	24	74	0	.245
St. Francis (Ill.)*	60	14	46	0	.233
St. Joseph's (Ind.)*	59	13	45	1	.229
Lake Erie*	70	16	54	0	.229
Walsh*	49	10	39	0	.204
Gannon*	40	8	32	0	.200
Westminster (Pa.)*	20	4	16	0	.200
Notre Dame (Ohio)*	10	2	8	0	.200
Valparaiso*	29	5	24	0	.172
Malone*	39	3	36	0	.077

() - Number of GLIAC/MIFC titles, including divisional crowns * - No longer a GLIAC member

- Conference games only, dating back to the 1973 season

^ - SVSU forfeited victories in 2005 and 2007

GLIAC (1973-1989, 1999-present); MIFC (1990-1998)





2021 GLIAC AWARD WINNERS

GLIAC Champions

2021.....	Ferris State (7-0)
2019.....	Ferris State (8-0)
2018.....	Ferris State (8-0)
2017.....	Ashland (9-0)
2016.....	Grand Valley State (10-0) NORTH
.....	Ashland (7-2) SOUTH
2015.....	Ferris State (10-0) NORTH
.....	Ashland (10-0) SOUTH
2014.....	Ferris State (10-0) NORTH
2013.....	Ohio Dominican (9-0) SOUTH
2012.....	Ashland (10-0) SOUTH
2011.....	Hillsdale (8-2) SOUTH
2010.....	Wayne State & Hillsdale (8-2) SOUTH
.....	Grand Valley (9-1) NORTH
2009.....	Grand Valley (9-1)
2008.....	Grand Valley (10-0)
2007.....	Grand Valley (9-0)
2006.....	Grand Valley (9-0)
2005.....	Grand Valley (9-0)
2004.....	Northwood (9-1) & Michigan Tech (9-1)
2003.....	Saginaw Valley (10-0)
2002.....	Grand Valley (9-0)
2001.....	Grand Valley (9-0)
2000.....	Northwood (9-1) & Saginaw Valley (9-1)
1999.....	Northwood (7-2) & Ferris State (7-2)

After the 1989 season, the six GLIAC schools which sponsored football joined the Heartland Collegiate Conference (HCC), a football-only conference, in forming the Midwest Intercollegiate Football Conference (MIFC). The GLIAC dropped football as a sponsored sport and the HCC was disbanded. Prior to the start of the 1999 season, the MIFC merged into the GLIAC and football became a sponsored sport.

1989.....	Grand Valley (5-0)
1988.....	Hillsdale (5-0)
1987.....	Northern Michigan (4-0)
1986.....	Hillsdale (5-0)
1985.....	Hillsdale (5-1)
1984.....	Saginaw Valley (6-0)
1983.....	Saginaw Valley (6-0)
1982.....	Hillsdale (6-0)
1981.....	Grand Valley (6-0)
1980.....	Hillsdale (5-1)
1979.....	Saginaw Valley (4-0-1)
1978.....	Grand Valley (5-0)
1977.....	Grand Valley (4-1)
1976.....	Northwood (4-1)
1975.....	Wayne State (3-1)
1974.....	Northwood (2-1)
1973.....	Northwood (2-0)

GLIAC Coach of the Year

2021.....	Tony Annese, Ferris State
2019.....	Paul Winters, Wayne State
2018.....	Tony Annese, Ferris State
2017.....	Lee Owens, Ashland
2016.....	Gary Goff, Tiffin
2015.....	Tony Annese, Ferris State
.....	Lee Owens, Ashland
2014.....	Tony Annese, Ferris State
2013.....	Bill Conley, Ohio Dominican
2012.....	Lee Owens, Ashland
2011.....	Keith Otterbein, Hillsdale
2010.....	Tom Kearly, Michigan Tech
2009.....	Keith Otterbein, Hillsdale
2008.....	Paul Winters, Wayne State
2007.....	Chuck Martin, Grand Valley
2006.....	Paul Winters, Wayne State
2005.....	Lee Owens, Ashland
2004.....	Bernie Anderson, Michigan Tech
2003.....	Randy Awrey, Saginaw Valley
2002.....	Dan Simrell, Findlay
2001.....	Brian Kelly, Grand Valley
2000.....	Pat Riepma, Northwood
1999.....	Pat Riepma, Northwood
1989.....	Tom Beck, Grand Valley
1988.....	Dick Lowry, Hillsdale
1987.....	Herb Grenke, Northern Michigan
1986.....	Dick Lowry, Hillsdale
1985.....	Dick Lowry, Hillsdale
1984.....	George Ihler, Saginaw Valley
1983.....	George Ihler, Saginaw Valley
1982.....	Dick Lowry, Hillsdale
1981.....	Jim Harkema, Grand Valley
1980.....	Dick Lowry, Hillsdale
1979.....	Frank Waters, Saginaw Valley
1978.....	Jim Harkema, Grand Valley
1977.....	Jim Harkema, Grand Valley
1976.....	Jack Finn, Northwood
.....	Nick Coso, Ferris State
1975.....	Dick Lowry, Wayne State

2021 GLIAC Award Winners

Player of the Year	Jared Bernhardt, Sr., QB, Ferris State
Offensive Back of the Year	Tommy Scott, Sr., RB, Saginaw Valley
Offensive Lineman of the Year	Dylan Pasquali, Sr., OT, Ferris State
Defensive Lineman of the Year	Caleb Murphy, So., DE, Ferris State
Defensive Back of the Year	Nick Whiteside, Jr., DB, Saginaw Valley
Freshman of the Year	Will Borchert, Fr., LB, Northern Michigan
Coach of the Year	Tony Annese, Ferris State

2021 First Team Offense

QB	Jared Bernhardt, Ferris State, Sr.
RB	Myren Harris, Wayne State, R-Fr.
RB	Tommy Scott, Saginaw Valley State, Jr.
RB	Tyler Minor, Ferris State, Sr.
TE	Nick Poterack, Wayne State, R-Sr.
WR	Trevonte Davis, Wayne State, Jr.
WR	Xavier Wade, Ferris State, Jr.
WR	Hunter Rison, Grand Valley State, Jr.
WR	Casey Williams, Saginaw Valley State, Jr.
OL	Landin Mitchell, Wayne State, Sr.
OL	Dylan Pasquali, Ferris State, Sr.
OL	Quinton Barrow, Grand Valley State, So.
OL	Zein Obaid, Ferris State, Jr.
OL	Jake Boonstra, Ferris State, Sr.
OL	Marcellus Anderson, Saginaw Valley, So.
PK	Connor Luksic, Saginaw Valley State, Jr.
KR	Marcus Taylor, Ferris State, Jr.

2021 First Team Defense

DL	Caleb Murphy, Ferris State, So.
DL	Nate LaJoie, Michigan Tech, Sr.
DL	Jake Hlava, Grand Valley State, Sr.
DL	Samuel Kinne, Michigan Tech, So.
DL	Austin Simpson, Ferris State, Sr.
LB	Julius Wilkerson, Wayne State, R-Jr.
LB	John Higgins, Ferris State, Sr.
LB	Abe Swanson, Grand Valley State, So.
LB	Victor Abraham, Saginaw Valley, Sr.
LB	Will Borchert, Northern Michigan, Fr.
DB	Nick Whiteside, Saginaw Valley State, Jr.
DB	Vince Cooley, Ferris State, Fr.
DB	Allante Leapheart, Grand Valley State, Sr.
DB	Brady Hanson, Northern Michigan, Sr.
DB	Jamil Thomas, Ferris State, Jr.
P	Parker Blust, Northwood, Jr.

2021 Second Team Offense

QB	Cade Peterson, Grand Valley State, So.
RB	Kendall Williams, Wayne State, R-So.
RB	Cashual Goldsmith, Northwood, So.
RB	Bryce Young-Walls, Grand Valley, Sr.
TE	Jayk Slager, Grand Valley State, Jr.
WR	Jordan Janssen, Michigan Tech, Jr.
WR	Isaiah Johnson-Mack, Saginaw Valley, Sr.
WR	Wyatt Davis, Northern Michigan, Fr.
WR	Tyrese Hunt-Thompson, Ferris State, Fr.
OL	Lane Potter, Wayne State, Sr.
OL	Hayden Huttula, Michigan Tech, Jr.
OL	Jake Kochanny, Grand Valley State, So.
OL	Ethan Culberson, Grand Valley State, Sr.
OL	Adam Sieler, Ferris State, Jr.
OL	Trevor Hiller, Northern Michigan, Sr.
PK	Drew Wyble, Michigan Tech, Fr.
KR	Tajae Leslie, Northwood, Jr.

2021 Second Team Defense

DL	Sam Girodat, Ferris State, Sr.
DL	John McMullen, Northern Michigan, Jr.
DL	Javaree Jackson, Saginaw Valley, Sr.
DL	Victor Nelson, Saginaw Valley State, R-Fr.
DL	Nathan Talakai, Saginaw Valley State, Jr.
LB	Marvin Wright, Michigan Tech, Sr.
LB	Antonio Crosby, Grand Valley State, Sr.
LB	Major Dedmond, Ferris State, So.
LB	Brendann Brown, Grand Valley State, Jr.
LB	Tim Kid-Glass, Saginaw Valley State, Sr.
DB	Jalen Robinson, Davenport, Jr.
DB	Braxton Blackwell, Michigan Tech, Jr.
DB	Michael Bates, Jr., Michigan Tech, So.
DB	Marvin White, Saginaw Valley State, Sr.
DB	Damonte McCurdy, Grand Valley, R-Fr.
P	Kyle Wojahn, Davenport, So.

2021 Honorable Mention

WR – Tyquan Cox, Northern Michigan; Chad Gailliard, Saginaw Valley State; CJ Jefferson, Ferris State; Noah Koenigskecht, Northwood; Hunter Richards, Michigan Tech; Darius Willis, Michigan Tech.

OL – Garrett Carroll, Grand Valley State; Payton Muljo, Northern Michigan; DJ Summerville, Saginaw Valley State; Damon Sutton, Northwood.

QB – Will Ark, Michigan Tech; Drake Davis, Northern Michigan.

RB – Aryuan Cain-Veasey, Grand Valley State; Tariq Reid, Grand Valley State.

PK – Dan Riser, Northern Michigan.

DL – Brendan Boman, Davenport; Seth Hoonhorst, Grand Valley State; Dennis Johnson, Grand Valley State; Jordan Jones, Ferris State; **Jalen Lewis, Wayne State**; Patrick McMahon, Davenport; Lere Oladipo, Ferris State; **Arnold Saidov, Wayne State**; Austin Schlicht, Michigan Tech; Tierre Turner, Davenport.

LB – Liam Daly, Ferris State; Trevor Nowaske, Saginaw Valley State; John Paramski, Michigan Tech; Mahlon Slaughter, Northwood; **Brandon Tuck-Hayden, Wayne State**; Mbaimba Tunkara, Northwood; Andre Whitley, Northern Michigan.

DB – Shaq Floyd, Davenport; Deshaun Lowery, Davenport; **Dalen Peeks, Wayne State**; **Drake Reid, Wayne State**; Erik Santiago, Northwood; Noah Suber, Saginaw Valley State; Cyntell Williams, Ferris State; Michael Woolridge, Saginaw Valley State.





WAYNE STATE'S ALL-LEAGUE SELECTIONS

PLAYER-OF-THE-YEAR

2009 -- Joique Bell

GLIAC OFFENSIVE BACK-OF-THE-YEAR

2006 -- Joique Bell
2007 -- Joique Bell
2019 -- Deiontae Nicholas

GLIAC FRESHMAN OF-THE-YEAR

2006 -- Joique Bell
2008 -- Kevin Smith

GLIAC DEFENSIVE BACK-OF-THE-YEAR

2008 -- Dante Dunn
2011 -- Jeremy Jones
2014 -- Nores Fradi

GLIAC OFFENSIVE LINEMAN-OF-THE-YEAR

2011 -- Joe Long
2016 -- Nate Theaker

First Team All-League (1975-89, 99-present GLIAC) (1955-65 PAC; 1990-98 MIFC)

1957

Ben Paolucci (T)

1958

Jim MacMillan (RB)

Jim O'Hara (C)

1959

Jim O'Hara (C)

Barry Sarver (G)

1960

Mario Bonfiglio (LB)

Dale Mandrell (WR)

Jim Morse (CB)

Mike Soluk (QB)

1961

Barry Sarver (LB)

1963

John Gutowski (FB)

Enrico Odorico (LB)

Gerald Kyle Smith (G)

1964

Jim Carmichael (DE)

Tom Grange (DB)

Dave Marten (T)

Don Samardich (WR)

Haywood Sharpley (DB)

1975

Keith Anleitner (LB)

Pat Carmody (OL)

Guy Kebbe (OL)

Ed Skowneski (QB)

1976

Keith Anleitner (DB)

Pat Carmody (OL)

Terry Rusin (DB)

Mike Stankovich (FB)

Dave Szymanski (OL)

Vic Vereecke (DL)

1977

Pat Carmody (OL)

Randy Epley (LB)

Al Hartley (DL)

John Skowneski (OL)

Jon Zimmer (DL)

1978

Mike Britt (OL)

Jim Gendron (QB)

Terry Johnson (DB)

Jerry LaPointe (DL)

1979

Keith Gilmore (DL)

Jeff Kovach (OL)

Don Sarnacki (DL)

Brian VanGorder (LB)

1980

Chuck Aldrich (DB)

Phil Emery (OL)

Keith Gilmore (DL)

Eric Manns (LB)

Brian VanGorder (LB)

1981

Sam Cheatham (RB)

Bob VanGorder (OL)

1982

Avery Barton-Taylor (DL)

Greg Goldstein (WR)

1983

Avery Barton-Taylor (LB)

Matt Didio (DB)

Bill Dye (TE)

John Kersey (LB)

Gerald Lee (DL)

1984

Tom Badalamenti (WR)

Avery Barton-Taylor (LB)

Paul Butcher (LB)

Eddie Jackson (TE)

Gerald Lee (DL)

Mike Plaskey (OL)

1985

Paul Butcher (LB)

John Taylor (DL)

1986

Albert Brown (DL)

Vic Chenault (RB)

Romello Mason (DB)

1987

L.C. Bulger III (RB)

1988

Marty Altounian (DL)

David Lee (WR)

Derrick Mason (DB)

1989

Tony Beaune (DL)

1990

Steve Lee (RB)

Ray Ponder (WR)

1991

Ray Ponder (WR)

1993

Tom Beer (LB)

Mark Friday (QB)

Joe Gough (RB)

1994

Matt Carey (OL)

Joe Gough (RB)

Tim Morris (LB)

Gary Ruttan (DL)

1995

Gary Ruttan (DL)

1997

Tony Hawk (DB)

1998

Daishawn Franklin (DL)

Jimmy Hill (WR)

2000

Pierre Brown (WR)

Thabiti Williamson (RB)

2001

Pierre Brown (WR)

2002

Qasim Basir (DB)

Kevin GoodCourage (OL)

2003

Craig Duppong (RB)

2005

Leo Wells (DL)

2006

Joique Bell (RB)

David Chudzinski (PK)

Derrion Fuqua (DB)

2007

Joique Bell (RB)

Dante Dunn (KR)

2008

Joique Bell (RB)

Cornelius Dillard (DB)

Dante Dunn (DB & KR)

Matt Shango (LB)

Jason Thomas (DL)

2009

Joique Bell (RB)

2010

Daunte Akra (DE)

Troy Burrell (WR)

Jeremy Jones (S)

Joe Long (OT)

Josh Renel (RB & KR)

Nick Thomas (LB)

Stan Thornton (CB)

2011

Troy Burrell (WR)

Jeremy Jones (S)

Will Khoury (OT)

Joe Long (OT)

Josh Renel (RB)

2012

Gerren DuHart (CB)

Stefan Terleckyj (P)

2013

Stefan Terleckyj (P)

Ed Viverette (LB)

2014

Trent Brodbeck (TE)

Gerren DuHart (CB)

Nores Fradi (LB)

Desmond Martin (RB)

Nate Theaker (OL)

2015

Tommy Richardson (OL)

2016

Dalton Binkowski (DT)

Romello Brown (RB)

Valorian Cunningham (LB)

Deiontae Nicholas (KR)

Tommy Richardson (OL)

Nate Theaker (OL)

2017

Anthony Pittman (LB)

2018

Israel Helms (T)

Anthony Pittman (LB)

Tommy Richardson (G/T)

2019

Leon Eggleston (LB)

Landin Mitchell (T)

Deiontae Nicholas (RB)

Darece Roberson, Jr. (WR)

2021

Trevonte Davis (WR)

Myren Harris (RB)

Landin Mitchell (T)

Nick Poterack (TE)

Julius Wilkerson (LB)

Second Team All-League

1984

John Taylor (DL)

Arnold Thompson (RB)

1985

Vic Chenault (RB)

Robert Magee (LB)

Tim Schramm (OL)

1986

Jeff Bero (OL)

Mark Brown (LB)

Jessie Ruckes (DB)

1987

Tony Beaune (DE)

Jeff Bero (OL)

Roger Calcaterra (OL)

Steve Gregor (LB)

Ken Lockhart (LB)

Derrick Mason (DB)

Craig Motzer (PK)

1988

Joe Benke (TE)

Randy Holmes (RB)

Bob Klick (PK)

Tony Koss (OL)

Ken Lockhart (DB)

1989

Bob Klick (PK)

Tony Koss (OL)

Steve Lee (RB)

1991

Tom Beer (DB)

Mike DenDooen (OL)

Steve Lee (RB)

1992

Tom Beer (LB)

Joe Golaszewski (DL)

Joe Gough (RB)

Ray Ponder (WR)

1993

Matt Carey (OL)

Tim Morris (DL)

1994

Nate Bush (WR)

Matt Fishburn (PK)

1996

Rich Baur (OL)

Tony Hawk (DB)

Ken Johnson (LB)

1997

Jimmy Hill (WR)

Derek Lindsay (OL)

Rod Simmons (LB)

1999

Kevin Smith (OL)

2000

Tim Homrich (DL)

2001

Joel Grambau (OL)

Joe Spuhler (LB)

2002

Nate Collins (WR)

Craig Duppong (RB)

Daniel Stuckey (LB)

Derrick Thomas (DB)

Leo Wells (DL)

2003

Nick Body (WR)

Alvin Mask (DB)

Leo Wells (DL)

2004

Leo Wells (DL)

2005

Nick Body (WR)

Derrion Fuqua (DB)

Chris Middlebrooks (RB)

2006

Ryan Cue (OL)

Dante Dunn (KR)

Grant Fodor (OL)

2007

Alan Guy (LB)

2008

Tristan Black (LB)

2009

Marc Cuddeback (OL)

Ryan Jonik (OL)

Nick Thomas (LB)

2010

Marc Cuddeback (C)

Will Khoury (T)

2011

Greg Hasse (DE)

Raleigh Ross (LB)

Ed Viverette (LB)

2012

Aaron Cornett (CB)

Toney Davis (RB)

Curtis Ferguson (G)

Sexho Guraleci (DT)

Dominique Maybanks (WR)

Stefan Terleckyj (PK)



ACADEMIC ALL-LEAGUE

Larry Alsobrooks	1990*	Luis Gomez	2007	Jason McCauslin	2015	Jake Sheets	2014
Jake Amrhein		Guye Goodlow	2007	Donte McClure	2018, 2019	Bruno Shkreli	2006, 2007, 2008, 2009
	2017-E, 2018-E, 2019-E, 2020-E, 2021-E	Paul Graham	2014, 2015, 2016, 2017, 2018-E	Greg McDade	2016, 2017, 2018	Jarrett Short	2020-E, 2021-E
Chuckie Anthony	2019-E, 2020-E, 2021-E	Joel Grambau	2000, 2001, 2002	Brian McInerney	2010	Kevin Skonning	2019-E, 2020-E
Sebastian Atar	1999	Caleb Green	2021-E	Danny McKae	2010, 2011	Tyler Sleep	2010
John Atkinson	2003	David Green	2021	Alex Medenbach	2013, 2014, 2015, 2016	Cortez Smith	2010
Rod Awada	1989	Andy Grimm	1997	Manny Mendoza	2014, 2015-E, 2016-E, 2017-E	Logan Smith	2015, 2016-E, 2017-E, 2018-E
Sean Banaszak	2020-E	Jackson Griskie	2020-E	Tom Milanov	1996*	Michael Smith	2021
Dan Barnes	2004, 2005, 2006	Serxho Guralenci	2010, 2011, 2012	Griffin Milovanski	2021-E	Ryan Smith	2016-E, 2017-E, 2018-E, 2019-E
Andrew Bates	2007, 2008	Alan Guy	2005, 2006, 2007	Landin Mitchell	2019-E, 2020-E, 2021-E	Jay Solano	2020-E, 2021-E
Tiroca Battle	2021	Al Haas	1994	DeOntay Moffett	2016, 2017, 2018, 2019	Josh Speller	1998*
Tyler Beck	2021	Eli Haddad	2021-E	Mickey Mohner	2009, 2010-E, 2011, 2012-E	Merrick Steele	2003
Brady Beedon	2016-E, 2017, 2018, 2019	Branko Hamilton	2009	Koriante Moore	2020	Spencer Stephenson	2018-E, 2019, 2020-E
Mickey Berce	2005, 2006, 2008	Kaunda Hancock	2010, 2011, 2012	John-Paul Morris	2020	Demetrius Stinson	2015, 2016, 2017
Luke Bevilacqua	2017, 2018, 2019, 2020-E, 2021-E	Myles Harris	2021	Niko Mosley	2020, 2021	Ryan Strong	2001, 2002, 2003
Rabeah Beydoun	2014-E, 2015-E	Pat Harwood	2001, 2002, 2003	Ryan Moulding	2008	Samson Tai	2018
Andy Bielecki	2016, 2017, 2018, 2019	Tony Hawk	1992, 1997	Brent Murray	2017	Jeremy Taras	2021-E
Zak Bielecki	2012, 2013, 2014	Shavez Hawkins, Jr.	2021-E	Lamar Namou	2019	David Tatti	1999, 2000
Chad Blair	2006	Jay Hayes	2014	Austin Nelson	2010-E, 2011, 2012, 2013	Stefan Terleckyj	2011, 2012-E, 2013-E
Thom Box	2011, 2012, 2013, 2014	Michael Hazime	2016	Adam Nemer-Kaiser	2002	A.J. Terry	2021
Trent Brodbeck	2013-E, 2014-E, 2015-E, 2016-E	Zach Heddy	2015	Deontae Nicholas	2015, 2016, 2017, 2018, 2019-E	Nate Theaker	2012-E, 2013, 2014, 2015, 2016-E
Aaron Broglin	1999	Israel Helms	2017	Max Nicklin	2020, 2021	Ben Thomas	2006
Dave Brown	1999, 2000	James Hendrix	2013, 2015, 2016	Noah Nicklin	2019-E, 2020-E, 2021-E	Nick Thomas	2009, 2010-E, 2011-E, 2012-E
Romello Brown	2017	Larry Hernandez	2000	Rich Nicks	1999	Reid Thompson	2018-E, 2019-E, 2020-E, 2021-E
Wes Brown	2005	Jon Herstein	2004	Mike Nowicki	2002	Brandon Tinsley	2013-E, 2014, 2015
Kevin Buford-Wilson	2010, 2012, 2013	Frank Hess	2002	Adam Nuckols	2006, 2007	Kyle Toth	2016-E, 2017-E, 2018-E, 2019-E
Nick Burgess	1998*	Brook Higgins	2015-E	Greg Oberstaedt	2008, 2009, 2010, 2011	McKinley Underwood	2020, 2021
Troy Burrell	2008, 2009, 2010, 2011	Jimmy Hill	1998	Steve O'Shell	2011-E, 2012-E, 2013-E	Matthew Vallewand	2011
Ashawn Butler	2013	Martell Hill	2021	Ryan Oshnock	2003, 2004, 2005, 2006	Trevor Van Tubbergen	2015, 2016, 2017
Will Butler	2018, 2020, 2021	Idris Hobdy	2013, 2015, 2016	Chris Ostosh	2008	Brayden Vredeveld	2021-E
Dustin Carlin	2015-E, 2016, 2017	Shane Holler	2016, 2017, 2018-E	Michael Pack	2010, 2011, 2012	Ben Walker	2011, 2012-E, 2013-E, 2014-E
Jason Carpenter	1999, 2000	Zach Houghton	2010, 2011	Nick Pappas	2001, 2002, 2003	Ethan Walsh	2012-E, 2013, 2014, 2015
Carterris Carter	2015-E	Austin Hughes	2009	Evan Payne	2020	Kenny Watson	2007
Chris Carter	2018-E, 2019-E, 2020-E	Kurt Hunsanger	2000	Preston Pelham	2015, 2016-E, 2017-E, 2018	Stephen Wayne	2002
Mark Carter	1999	Craig Jobe	2001	Anthony Pittman	2017, 2018	Greg Webber	2014-E, 2015, 2016-E, 2017-E
Pat Cecile	2009, 2010, 2011, 2012	Jessie Johnson	2010	Trent Pohl	2007	Jake Weingartz	2004, 2005, 2006
Kenneth Cephus	2019, 2020	Ryan Jonik	2007	Frank Potenza III	2020-E	Charles Wesley	2021
Stephen Charron	2016, 2017-E, 2018-E, 2019-E	Huston Julian	1999, 2000	Nick Poterack	2018, 2019, 2020, 2021	Aaron Weston	2013-E, 2014-E, 2015-E, 2016-E
Joe Claiborne	2009	Smith Julmisse	2006	Lane Potter	2018-E, 2019-E, 2020-E, 2021-E	Will Wheat	2012, 2013
Derrick Coleman	2015	Dayton Keller	2020, 2021	Ty Potter	2020-E, 2021-E	Roger White	2001, 2002, 2003
Steve Conway	2010, 2011, 2012	Luke Ketterman	2016, 2017, 2018, 2019	Mike Powers	1989*	Julius Wilkerson	2019-E, 2020-E, 2021-E
Aaron Cornett	2009	Will Khoury	2008, 2009, 2010, 2011	Kris Prevost	2004, 2005	Jeff Williams	2010, 2011, 2012
Derek Crombie	1993*, 1994*, 1995	Majd Khytaz	2013, 2014, 2015	Cole Price	2021	Kendall Williams	2020
Jonathan Currie	2016-E	Jordan Kidd	2009	Chet Privett	2010-E, 2011-E, 2012-E, 2013-E	Brent Wisniewski	2006, 2007, 2008, 2009
Lukas Cusac	2020, 2021	Kofe Kimbrell	2019, 2020, 2021	Kane Quinlan	2020-E, 2021-E	Steve Wisniewski	2008
Darrel Czubaj	2002	Nolan Kimmey	2019, 2020, 2021	Chris Ratcliff	2007, 2008	Scott Wooster	1997, 1999
Moe Davenport	2011, 2012	Jimmy Kinaia	2007, 2008, 2009, 2010-E, 2011-E	Justin Rau	2017-E, 2018-E, 2019-E, 2020-E	Kevin Worthy	1993*
Toney Davis	2010	Darrin King II	2020-E, 2021	Donte Reed	2021	Joe Wright III	2019, 2020, 2021
Anthony DeDamos	2013, 2014, 2015-E, 2016-E	Alex Kish	2014	John Rehberg	2004, 2005, 2006, 2007	Cory Zauner	2010
Kevin Dixon	2x 1991 (Special Teams)	Christian Klink	2016, 2017, 2018	Drake Reid	2020-E, 2021-E	Charlie Younger	2016-E, 2017-E, 2018-E, 2019-E
Andy Dombrowski	2001, 2002	Jeff Knight	2021	Josh Renel	2009, 2010-E, 2011-E	Cory Zauner	2008, 2009
Drew Dowding	2015-E, 2016-E, 2017-E, 2018-E	Dale Knuth	2004, 2005, 2006, 2007	Ed Reny	2014, 2015, 2016	D.J. Zezula	2016, 2017
Damond Duncan	2020-E, 2021	Mike Komor	2012, 2014	Tommy Richardson	2014-E, 2015, 2016	Alex Ziedas	2014-E, 2015-E, 2016-E
Jacob Edelman	2020, 2021	Paul Kroll	1989, 1990*	Darece Roberson, Jr.	2017, 2018, 2019	Joe Ziedas	2020, 2021
Chandler Edwards	2020	Cooper Kukal	2018-E, 2019-E, 2020-E, 2021	Chrishoun Roberts	2020, 2021	Andy Zimmerman	2013, 2014-E, 2015-E, 2016-E
Leon Eggleston	2016, 2017, 2018, 2019	Josh Kulka	2021-E	Jon Roberts	1998*		
Charles Ellington III	2020, 2021	Dakota Kupp	2019	Antwon Robinson	2010		
Corey Ester	2016, 2017, 2018-E	Mike Laamanen	2010	Jon Robinson	2009, 2010, 2011		
Kyle Fater	2003	Kyle Lewis	2020-E	Ray Rocheleau	2006, 2009		
Matt Faulkner	2008, 2009, 2010-E	Frank Lietke	2005, 2006, 2007	Jeff Roeschke	2000, 2001		
Chad Fietsam	1988	Kenny Loney	2008, 2009, 2010, 2011	Cameron Rogers	2019, 2020, 2021		
Jim Filipiak	1995*, 1996	Joe Long	2008, 2009, 2010, 2011	Carl Roscoe	2012, 2013, 2014, 2015		
Matt Fishburn	1997	Hayden Loya	2021-E	Raleigh Ross	2008		
Maxx Fisher	2021-E	Tim MacLean	2011, 2012	Eric Ruth	1991, 1993		
Dan Flannery	2000	Chris Manno	2004	Gary Ruttan	1994*, 1995*		
Daishawn Franklin	1998	Antonio Mansour	2006	Mohamed Saad	2020-E, 2021-E		
Will Gardner	2010	Terrance Mansour	2006	Terry Sanders	2017, 2018, 2019, 2020		
Randy Garvin	2015, 2016, 2017-E, 2018-E	Jacob Mass	2019, 2020, 2021	Mike Sawchuk	2012, 2013, 2014, 2015		
Zack George	2010	Andrew Matt	2010-E, 2011, 2012, 2013	Kenny Schmidt	2004, 2005, 2006, 2007		
Blake Gilliam	2021-E	Matt Maus	2008, 2009, 2011	Tyler Schompert	2021-E		
Steven Glenn	2017, 2018, 2019, 2020-E	Blake Mazur	2014-E, 2015, 2016-E, 2017-E	Paul Schroeder	1993		
Michael Gluski	1998*	Sean McCarthy	2011-E, 2012-E	Matt Shango	2007, 2008, 2009		
Jorge Gomez	2001, 2002, 2003	Taylor McCarty	2018-E, 2019-E, 2020-E	Ian Sharp	2018-E, 2019-E, 2020-E		

MIFC selected First Team Offense and First Team Defense plus honorable mention (denoted by *) from 1990-98.

Starting in 2010, the GLIAC recognized All-Academic Excellence (cumulative GPA 3.5+) and All-Academic (cumulative GPA 3.0-3.49). Excellence honorees are denoted by -E.

WSU had a school-record 54 football players receive GLIAC All-Academic honors for fall 2021. The Warriors have had 536 Academic All-GLIAC honorees in the last 20 years (2002-21).





SENIOR ALL-STAR GAME PARTICIPANTS

Running back Joique Bell became the first former Wayne State University player to participate in the Senior Bowl. In January of 2010, he rushed for 17 yards on eight carries, but recorded a first down on three of his rushing attempts.

Four of his carries came on the North's initial drive of the game setting up a field goal.

Left tackle Nate Theaker, the 2016 GLIAC Offensive Lineman of the Year, participated in the 2017 NFLPA Bowl, while guard Robert Kelly played in the 2016 National Bowl in Daytona Beach, Fla.

Most recently offensive lineman Landin Mitchell played in the 2021 National Bowl, while linebacker Leon Eggleston received Defensive MVP honors for the National Team, at the 2019 National Bowl held in Daytona Beach, Fla. Eggleston tied for game-high honors with 12 tackles (8 solo, 4 assisted) along with an interception in leading the National Team to a 31-29 victory over the American squad.

Cornerback James Howard participated in the 2017 National Bowl, while offensive lineman Israel Helms competed in the 2018 FCS National Bowl and the 2019 Spiral Tropical Bowl.

Four members of the class of 2014 participated in the All-American Bowl Game at AT&T Stadium in Dallas. Defensive linemen Justice Akuezue and Sam Sillmon, along with linebacker Marcell Jones and running back Jay Hayes competed with Sillmon receiving the Jim Marshall Award as the Best Defensive Lineman in the contest.

Ed Viverette and Toney Davis, both seniors in 2013, played in the National Bowl Game in Miami, Fla. Davis totaled 94 rushing yards on nine carries with a touchdown, while Viverette made numerous tackles.

In January of 2012, offensive tackle Joe Long played in the 87th East-West Shrine Game®. The Game was held at Tropicana Field in St. Petersburg, Fla. Long played offensive tackle and served as a long snapper in the contest.

In January of 2011, cornerback Stan Thornton played in the Division II Cactus Bowl. He tallied two tackles and a pass break-up as his Red Storm squad recorded a 28-6 triumph over the Blue Devils.

Thornton had a pass break-up of Hillsdale quarterback Troy Weatherhead's attempt on a third-and-two play on the game's opening drive.

Thornton's participation marked the 13th by a Wayne State player in the Division II All-Star game.

The Warriors had two seniors from the 2008 campaign participate in post-season bowl games. Both safety Dante Dunn and linebacker Tristan Black played in the East Coast Bowl, while Dunn also saw action in the 2009 Cactus Bowl.

Dunn was in on three tackles for the North, while Black made two tackles at the East Coast Bowl.

In the Cactus Bowl, Dunn led the East defense with a forced fumble and a fumble recovery along with eight tackles, including one for loss.

Running back Craig Duppong participated in the 2003 Whataburger Cactus Bowl held in Kingsville, Texas, on the campus of Texas A&M University-Kingsville.

Duppong led the East squad in rushing with 33 yards on 12 carries. On his first carry of the game, on a fourth-and-one, Duppong gained three yards. His 11-yard run on the first drive of the second half set up the East's squad first points. On a third-and-two rush in the fourth quarter, Duppong gained three yards and another first down. In overtime, he had a five-yard carry on a second-and-10 that led to an East field goal and a 27-24 lead. The West squad threw a 35-yard touchdown pass on its first play

in the extra session for a 30-27 win.

The year before, WSU senior wide receiver Pierre Brown participated in the 2002 Whataburger Cactus Bowl. Brown had four receptions for 42 yards for the East squad.

Formerly known as the Snow Bowl, the Cactus Bowl used an East/West format until the 2011 game with teams comprised of Division II Players.

Huston Julian played in the 2001 Cactus Bowl following the completion of the 2000 season.

"This was just an amazing experience," said Julian. "It was nice to put on the pads once again and play the game that I love. There was great support from the community for the game and it was an unbelievable atmosphere to be around. It was nice to be a celebrity for a week."

After the end of the 1997 campaign, Tony Hawk and Derek Lindsay both participated in the 1998 contest. The previous year Ken Johnson was selected, while Gary Ruttan played in the 1996 game. Matt Carey and Joe Gough each participated in the 1995 Snow Bowl.

The inaugural NCAA Division II All-Star game was held on January 6, 1994, at the FargoDome in Fargo, North Dakota.

Wayne State linebacker Tom Beer was one of six players selected from the MIFC to participate in the inaugural Snow Bowl.

The East Coast Bowl was an annual college All-Star football game played the Saturday following Thanksgiving at Historic Cameron Field in Petersburg, Va.

The game was cosponsored by the City of Petersburg and the National Football Foundation/College Hall of Fame and all revenue generated was used to award a scholarship for a high school senior who planned to play football on the Division I-AA, II or III level. Aside from having the opportunity to showcase their ability in front of professional scouts, players had inspirational visits to community centers, hospitals and convalescent centers.

WSU PLAYERS IN SENIOR BOWL GAMES

- 2021 - Landin Mitchell, FCS National Bowl (Daytona Beach, Fla.)
- 2019 - Leon Eggleston, National Bowl (Daytona Beach, Fla.)
- 2018 - Israel Helms, FCS National Bowl (Daytona Beach, Fla.) and Spiral Tropical Bowl (Daytona Beach, Fla.)
- 2017 - James Howard, National Bowl (Daytona Beach, Fla.)
- 2016 - Nate Theaker, NFLPA Bowl (Carson, Calif.); Robert Kelly, National Bowl (Daytona Beach, Fla.)
- 2014 - Justice Akuezue, Jay Hayes, Marcell Jones and Sam Sillmon, All-American Bowl Game (Dallas)
- 2013 - Ed Viverette and Toney Davis, National Bowl Game (Miami, Fla.)
- 2012 - Joe Long, East-West Shrine Game (St. Petersburg, Fla.)
- 2011 - Stan Thornton, Cactus Bowl (Kingsville, Texas)
- 2010 - Joique Bell, Senior Bowl
- 2009 - Dante Dunn and Tristan Black, East Coast Bowl (Petersburg, Va.)
- 2009 - Dante Dunn, Cactus Bowl
- 2003 - Craig Duppong, Whataburger Cactus Bowl (Kingsville, Texas)
- 2002 - Pierre Brown, Whataburger Cactus Bowl (Kingsville, Texas)
- 2001 - Huston Julian, Cactus Bowl
- 1998 - Tony Hawk and Derek Lindsay, Snow Bowl
- 1997 - Ken Johnson, Snow Bowl
- 1996 - Gary Ruttan, Snow Bowl
- 1995 - Matt Carey and Joe Gough Snow Bowl
- 1994 - Tom Beer, inaugural Snow Bowl (Fargo, North Dakota)



Joique Bell (#25) played in the 2010 Senior Bowl.



Craig Duppong played in the 2003 Cactus Bowl.



Leon Eggleston was the Defensive MVP of the 2019 National Bowl.





WSU'S ALL-AMERICANS/NATIONAL AWARD WINNERS

HARLON HILL

Wayne State University running back Joiqie Bell was the 2009 recipient of the Harlon Hill Trophy.

He was one of 24 candidates for the 2007 Harlon Hill Trophy and in 2006, Bell was one of just two freshmen who made the initial cut.

In 2010, Josh Renel was in the final 24. The 24 candidates are placed on regional ballots and the top two players from each of the four NCAA Super Regions advance to the national ballot.

HARLON HILL WINNERS

Year	Player	Pos.	School
1986	Jeff Bentrin	QB	North Dakota State
1987	Johnny Bailey	RB	Texas A&M-Kingsville
1988	Johnny Bailey	RB	Texas A&M-Kingsville
1989	Johnny Bailey	RB	Texas A&M-Kingsville
1990	Chris Simdorn	QB	North Dakota State
1991	Ronnie West	WR	Pittsburg State
1992	Ronald Moore	RB	Pittsburg State
1993	Roger Graham	RB	New Haven
1994	Chris Hatcher	QB	Valdosta State
1995	Ronald McKinnon	LB	North Alabama
1996	Jarrett Anderson	TB	Truman State
1997	Irvin Sigler	TB	Bloomsburg
1998	Brian Shay	RB	Emporia State
1999	Corte McGuffey	QB	Northern Colorado
2000	Dusty Bonner	QB	Valdosta State
2001	Dusty Bonner	QB	Valdosta State
2002	Curt Anes	QB	Grand Valley
2003	Will Hall	QB	North Alabama
2004	Chad Frieauf	QB	Colorado School of Mines
2005	Jimmy Terwilliger	QB	East Stroudsburg
2006	Danny Woodhead	RB	Chadron State
2007	Danny Woodhead	RB	Chadron State
2008	Bernard Scott	RB	Abilene Christian
2009	Joiqie Bell	RB	Wayne State
2010	Eric Czerniewski	QB	Central Missouri
2011	Jonas Randolph	RB	Mars Hill
2012	Zach Zulli	QB	Shippensburg
2013	Franklyn Quiteh	RB	Bloomsburg
2014	Jason Vander Laan	QB	Ferris State
2015	Jason Vander Laan	QB	Ferris State
2016	Justin Dvorak	QB	Colorado School of Mines
2017	Luis Perez	QB	Texas A&M-Commerce
2018	Jayru Campbell	QB	Ferris State
2019	Roland Rivers III	QB	Slippery Rock
2021	Tyson Bagent	QB	Shepherd

The nomination of players for the Harlon Hill Trophy and the voting on these players is conducted by the sports information directors at the 166 NCAA Division II schools which compete in football. Schools may nominate any player who has distinguished himself as being among the best players in the NCAA Division II during the current season. To insure national representation on the voting for the Harlon Hill Trophy balloting, voting is first conducted on regional basis within the four NCAA regions. Player nominations from the Northeast, South, Midwest and West are broken down into regions and sent to the National Advisory Committee for review.

Defense Honorable Mention
1993.....Tom Beer
1994.....Gary Ruttan
1995.....Gary Ruttan

Offense Special Honorable Mention
1994..... Matt Carey

D2Football.com National Offensive Player of the Year
2009..... Joiqie Bell

First Team
2009..... Joiqie Bell
2011.....Jeremy Jones
2011.....Joe Long
2016.....Nate Theaker
2019..... Leon Eggleston

Second Team
2006..... Joiqie Bell
2006.....David Chudzinski
2008.....Dante Dunn
2011..... Troy Burrell
2014.....Nores Fradi
2016..... Romello Brown

Honorable Mention
2007..... Joiqie Bell
2010.....Daunte Akra
2010.....Jeremy Jones
2010.....Joe Long
2011.....Josh Renel
2018..... Tommy Richardson

D2Football.com All-Decade First Team (2010-2019)
Joe Long

All-Decade Second Team (2000-2009)
Joiqie Bell

Gene Upshaw Award Top Lineman (Offense+Defense) in D-II
2011.....Joe Long

Collier's Magazine All-American Honorable Mention
1953..... Vic Zucco

Associated Press Little All-American First Team
2006.....David Chudzinski
2009..... Joiqie Bell
2011.....Joe Long
2011.....Jeremy Jones
2014.....Nores Fradi
2016.....Nate Theaker

Third Team
2000.....Pierre Brown
2006..... Joiqie Bell
2010.....Jeremy Jones
2011..... Troy Burrell

Honorable Mention
1983.....Matt Didio
1988.....Randy Holmes
1988.....Joe Benke

American Football Coaches Association (AFCA) First Team
2006..... Joiqie Bell
2009..... Joiqie Bell
2011.....Jeremy Jones
2014.....Nores Fradi
2016.....Nate Theaker

Second Team
2019..... Leon Eggleston

Division II SID/D2CCA/Daktronics, Inc. National Offensive Player of the Year
2009..... Joiqie Bell

Offense First Team
2006.....David Chudzinski
2009..... Joiqie Bell
2011.....Joe Long
2016.....Nate Theaker

Offense Second Team
2006..... Joiqie Bell
2011..... Troy Burrell

CollegeSportsReport.com Special Mention
2003.....Craig Duppong

Beyond Sports Network First Team
2014.....Nores Fradi

Honorable Mention
2013..... Stefan Terleckyj (P)

Hansen's Football Gazette National Offensive Back of the Year
2009..... Joiqie Bell

Offense First Team
2006.....David Chudzinski
2009..... Joiqie Bell
2010..... Josh Renel (all-purpose)
2011.....Joe Long

Defense First Team
2011.....Jeremy Jones

Offense Second Team
2006..... Joiqie Bell
2011..... Troy Burrell
2016.....Nate Theaker

Defense Second Team
2008.....Dante Dunn

Offense Third Team
1994..... Joe Gough
2003..... Craig Duppong
2011..... Josh Renel (all-purpose)
2016..... Romello Brown

Defense Third Team
1988.....Marty Altounian
1994.....Tim Morris

Honorable Mention
1988.....Joe Benke
1988.....Randy Holmes
1988.....Derrick Mason
1997.....Tony Hawk
2002.....Craig Duppong
2006.....Derrion Fuqua
2010.....Stan Thornton
2011.....Toney Davis
2011.....Greg Hasse
2011.....Chet Privett
2018.....Tommy Richardson

Football News Defense Honorable Mention
1986..... Mark Brown

C.M. Frank Offense Second Team
1994..... Joe Gough

Defense Second Team
1994.....Tim Morris

Offense Honorable Mention
1993..... Joe Gough



Joiqie Bell and head coach Paul Winters in Florence, Ala., following the 2009 Harlon Hill Trophy presentation.



Joe Long accepting the 2011 Gene Upshaw Award during the East-West Shrine Game week activities.





WSU'S ALL-REGION/NATIONAL PLAYERS OF THE WEEK

ALL-REGION SELECTIONS

Daktronics, Inc./Division II Conference
Commissioner's Association

Super Region #3 Offensive Player of the Year

2009.....Joique Bell

Northeast Region First Team

1994.....Tim Morris
2000.....Huston Julian
2002.....Craig Duppong

Northwest Region/Super Region #3/#4 First Team

2006.....Joique Bell
2006.....David Chudzinski
2007.....Joique Bell
2008.....Dante Dunn (Safety)
2008.....Dante Dunn (Ret. Specialist)
2009.....Joique Bell
2010.....Daunte Akra
2010.....Jeremy Jones
2011.....Troy Burrell*
2011.....Jeremy Jones
2011.....Joe Long*
2014.....Nores Fradi
2016.....Nate Theaker
2019.....Leon Eggleston

* Top vote-getter at position.

Northeast Region Second Team

1994.....Joe Gough
2000.....Pierre Brown
2000.....Thabiti Williamson
2003.....Craig Duppong

Northwest Region/ Super Region #3/#4 Second Team

2008.....Joique Bell
2008.....Cornelius Dillard
2008.....Matt Shango
2010.....Joe Long
2011.....Josh Renel
2012.....Gerren DuHart
2014.....Trent Brodbeck
2014.....Zak Bielecki
2016.....Romello Brown
2016.....Deiontae Nicholas

Hansen's Football Gazette

Super Region #3 Offensive Player of the Year

2011.....Joe Long

All-Northeast Region/Northwest Region/ Super Region #3/#4 First Team

2003.....Craig Duppong (All-Purpose)
2006.....Joique Bell (RB)
2006.....David Chudzinski (PK)
2008.....Dante Dunn (DB)
2009.....Joique Bell (RB)
2010.....Josh Renel (All-Purpose)
2011.....Joe Long (OT)
2011.....Josh Renel (RB + All-Purpose)
2011.....Troy Burrell (WR)
2011.....Jeremy Jones (S)
2012.....Gerren DuHart (CB)
2016.....Nate Theaker (OT)

All-Northeast Region/Northwest Region/ Super Region #3/#4 Second Team

2002.....Craig Duppong (All-Purpose)
2006.....Derrion Fuqua (DB)
2007.....Joique Bell (All-Purpose)
2008.....Cornelius Dillard (DB)
2010.....Stan Thornton (CB)
2011.....Chet Privett (FB)

2011.....Greg Hasse (DE)
2012.....Stefan Terleckyj (P)
2016.....Romello Brown (RB)
2018.....Tommy Richardson (OL)
2019.....Landin Mitchell (LT)

All-Northwest Region/Super Region #3/#4 Third Team

2005.....Michael Hall (DL)
2006.....Ryan Cue (OL)
2007.....Dante Dunn (Return Specialist)
2010.....Daunte Akra (DE)
2010.....Troy Burrell (WR)
2010.....Joe Long (LT)
2011.....Will Khoury (RT)
2011.....Raleigh Ross (LB)
2011.....Toney Davis (RB)
2013.....Stefan Terleckyj (P)
2014.....Desmond Martin (RB)
2014.....Trent Brodbeck (TE)
2014.....Nores Fradi (LB)
2015.....Romello Brown (RB)
2015.....Tommy Richardson (LG)
2016.....Tommy Richardson (G)
2018.....Israel Helms (LT)
2019.....Deiontae Nicholas (RB)

D2Football.com

Northwest Region First Team

2006.....Joique Bell
2006.....David Chudzinski

Northwest Region Second Team

2005.....Leo Wells

Northeast Region Honorable Mention

2003.....Craig Duppong

NATIONAL PLAYER OF THE WEEK SELECTIONS

Hansen's Gazette National Defensive Player of the Week

1995.....Ron Adkins vs. Northern Michigan

Hansen's Gazette National Offensive Player of the Week

1988.....Randy Holmes vs. Valparaiso
2002.....Randy Hutchison at Michigan Tech
2006.....Joique Bell vs. Mercyhurst
2006.....Joique Bell vs. Hillsdale

Hansen's Gazette National Offensive Player of the Week

2003.....Jerriel Burrus vs. Gannon

D2Football.com National Offensive Player of the Week

2009.....Joique Bell vs. Ashland
2009.....Joique Bell vs. Northwood

D2Football.com National Defensive Player of the Week

2008.....Dante Dunn vs. Indianapolis (co)
2010.....Jeremy Jones vs. Saginaw Valley
2011.....Jeremy Jones vs. Michigan Tech
2013.....Ed Viverette vs. Ashland
2019.....Leon Eggleston vs. Michigan Tech

D2Football.com National Special Teams Player of the Week

2008.....David Chudzinski, Ferris State
2008.....Dante Dunn vs. Indianapolis

D2Football.com Honorable Mention

National Offensive Player of the Week

2006.....Joique Bell vs. Mercyhurst

D2Football.com Honorable Mention

National Defensive Player of the Week

2003.....Earl Carruthers at Ashland
2005.....Alan Guy vs. Indianapolis



WSU head coach Paul Winters was the 2011 AFCA (American Football Coaches Association) Division II National Coach of the Year recipient.



Jeremy Jones during one of his three first half interception returns at Nebraska-Kearney in the second round of the 2011 NCAA playoffs.



Troy Burrell making one of his catches in the playoff win at Minnesota-Duluth.





ACADEMIC SUCCESS

NCAA Post-Graduate Scholarship

1976.....	Ed Skowneski
1981.....	Phillip Emery

CoSIDA Academic All-American

1971.....	Gary Schultz
1971.....	Ken Russell
1972.....	Walt Stasinski
1975.....	Robert Rogers
2011.....	Josh Renel
2018.....	Kyle Toth
2019.....	Kyle Toth
2020.....	Lane Potter
2021.....	Lane Potter

CoSIDA Academic All-District First Team

1983.....	Lennie Jacosky
2002.....	Jorge Gomez
2003.....	Nick Pappas
2004.....	Ryan Oshnock
2005.....	Dan Barnes
2006.....	Dan Barnes
2006.....	Ryan Oshnock
2008.....	Andrew Bates
2010.....	Josh Renel
2011.....	Josh Renel
2018.....	Kyle Toth
2019.....	Deiontae Nicholas
2019.....	Kyle Toth
2020-21.....	Steven Glenn
2020-21.....	Lane Potter
2020-21.....	Reid Thompson
2021.....	Lane Potter

CoSIDA Academic All-District Second Team

1996.....	Jim Filipiak
2002.....	Stephen Wayne
2006.....	Frank Lietke
2006.....	Jake Weingartz
2007.....	Andrew Bates
2007.....	Frank Lietke
2009.....	Josh Renel
2009.....	Bruno Shkreli
2010.....	Nick Thomas

CoSIDA Academic All-District Honorable Mention

1983.....	Scott Fisher
-----------	--------------



Lane Potter was a two-time (2020-21 and 2021) CoSIDA Academic All-American.

National Football Foundation (NFF) Hampshire Honor Society

2006-07.....	Ryan Oshnock
2007-08.....	Guy Goodlow
2007-08.....	Frank Lietke
2007-08.....	Dale Knuth
2007-08.....	Kenny Schmidt
2008-09.....	Andrew Bates
2009-10.....	Joe Claiborne
2009-10.....	Bruno Shkreli
2010-11.....	Matt Faulkner
2011-12.....	Troy Burrell
2011-12.....	Will Khoury
2011-12.....	Jimmy Kinaia
2011-12.....	Greg Oberstaedt
2011-12.....	Josh Renel
2011-12.....	Jon Robinson
2012-13.....	Steve Conway
2012-13.....	Sean McCarthy
2012-13.....	Mickey Mohner
2012-13.....	Nick Thomas
2013-14.....	Andrew Matt
2013-14.....	Chet Privett
2013-14.....	Stefan Terleckyj
2014-15.....	Thom Box
2014-15.....	Ben Walker
2015-16.....	Rabeah Beydoun
2015-16.....	Carl Roscoe
2016-17.....	Trent Brodbeck
2016-17.....	Anthony DeDamos
2016-17.....	Jimmy Hendrix
2016-17.....	Nate Theaker
2016-17.....	Aaron Weston
2016-17.....	Alex Ziedas
2016-17.....	Andrew Zimmerman
2017-18.....	Dustin Carlin
2017-18.....	Blake Mazur
2017-18.....	Manny Mendoza
2017-18.....	Greg Webber
2018-19.....	Drew Dowding
2018-19.....	Corey Ester
2018-19.....	Randy Garvin
2018-19.....	Paul Graham
2018-19.....	Shane Holler
2018-19.....	Preston Pelham
2018-19.....	Anthony Pittman
2018-19.....	Tommy Richardson
2018-19.....	Logan Smith
2019-20.....	Tiroca Battle
2019-20.....	Brady Beedon
2019-20.....	Andy Bielecki
2019-20.....	Stephen Charron
2019-20.....	Luke Ketterman
2019-20.....	Deiontae Nicholas
2019-20.....	Darece Roberson
2019-20.....	Ryan Smith
2019-20.....	Kyle Toth
2019-20.....	Charlie Younger
2020-21.....	Steven Glenn
2020-21.....	Taylor McCarty
2020-21.....	Justin Rau
2020-21.....	Terry Sanders
2020-21.....	Ian Sharp
2020-21.....	Spencer Stephenson
2021-22.....	Jake AmRhein
2021-22.....	Luke Bevilacqua
2021-22.....	Landin Mitchell
2021-22.....	Lane Potter
2021-22.....	Cameron Rogers
2021-22.....	Reid Thompson
2021-22.....	Joe Ziedas

National Football Foundation William Campbell (Draddy) Trophy Semifinalist

2006.....	Ryan Oshnock
2007.....	Frank Lietke
2008.....	Andrew Bates
2009.....	Bruno Shkreli
2010.....	Matt Faulkner
2011.....	Josh Renel
2012.....	Nick Thomas
2013.....	Chet Privett
2014.....	Thom Box
2015.....	Carl Roscoe
2016.....	Trent Brodbeck
2017.....	Manny Mendoza
2018.....	Drew Dowding
2019.....	Ryan Smith
2020.....	Lane Potter
2021.....	Lane Potter

(which recognizes an individual as the absolute best in the country for his combined academic success, football performance and exemplary community leadership)



Gary Schultz was a 1971 CoSIDA Academic All-American.

The Wayne State University Department of Athletics is committed to the academic foundation of the Warrior student-athletes, their professional development and community involvement. Programs have been implemented to improve academic performance and retention in order to deliver success in the classroom. During the 2021-2022 academic calendar year 72.84% of the Wayne State student-athlete body received a 3.0+ Grade-Point Average.

The Wayne State football program eclipsed the school record with 54 student-athletes receiving GLIAC All-Academic team recognition during the 2021-22 academic year. Under the direction of head football coach Paul Winters, football student-athletes participate in a daily study table that emphasizes time management, classroom readiness, test taking strategies, tutorial assistance and study group sessions. Dr. Maria Sepulveda of the athletic department supervises the football study table sessions.

Football is prevalent in the community through involvement associated with the Student-Athlete Advisory Committee. Two members from each of the 18 Wayne State sports serve on the committee in efforts to build leadership and a strong relationship

with the surrounding community. Joining the entire student-athlete body, the football team assists with fund raising for the Make-A-Wish Foundation, generating resources through canned food and clothing drives, volunteering at local soup kitchens, and mentoring programs.

Starting with the 2006-07 academic year, 62 Wayne State University football student-athletes have been inducted into the National Football Foundation's Hampshire Honor Society. In 2007-08, WSU led the GLIAC with four honorees in Guye Goodlow, Frank Lietke, Dale Knuth and Kenny Schmidt.

For the 2008(-09) football season, Wayne State's Andrew Bates was one of two GLIAC players inducted into the Hampshire Honor Society. The following year both Joe Claiborne and Bruno Shkreli were inducted, while Matt Faulkner received this recognition for the 2010 football campaign. In 2011-12, WSU had the most inductees of any GLIAC school and any college in the State of Michigan with six. Four members of the 2012 senior class received induction into the Hampshire Honor Society with three more from the class of 2013 being added to the list. For 2014-15, two offensive linemen in Thom Box and Ben Walker were named to the Hampshire Honor Society. Running back Rabeah Beydoun and quarterback Carl Roscoe were recognized in the spring of 2016.

WSU had seven inductees for the 2016-17 academic year, and added four more in 2017-18. In 2018-19, Wayne State had a then school-record nine inductees, which led all GLIAC schools and all institutions from the state of Michigan. WSU led all of Division 2 with a school-record 10 inductees for the 2019-20 academic year. In 2020-21, WSU's six inductees were tied for second most of any NCAA Division II school. The Warriors led the GLIAC and were fourth in the state of Michigan with seven graduating football players receiving membership into the 2021-22 National Football Foundation's Hampshire Honor Society.

In addition, WSU was recognized as one of 27 institutions for having at least one inductee each of the 16 years of the program.

Qualifications for membership in the NFF Hampshire Honor Society include:

* Being a starter or a significant contributor in one's last year of eligibility at an accredited NCAA or NAIA college or university;

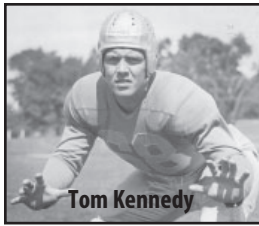
* Achieving a 3.2 cumulative grade point average throughout entire course of undergraduate study.

An elite group of 1,559 players from 313 schools qualified for membership in the Society's 16th year.





PRO FOOTBALL AND WAYNE STATE



Tom Kennedy

The first former Wayne player to reach the professional ranks was 1941 letterwinner **Tom Kennedy**. A 6-0, 218-pound offensive tackle from Pittsfield, Mass., Kennedy played two games in 1944

with the Detroit Lions.

The first Tartar ever drafted was **George Gembris**, who was selected in the 13th round (115th overall) by the Brooklyn Dodgers in 1939.

Gene Malinowski, a 1942 letterwinner, played 10 games in 1948 for the Boston Yanks after being drafted in the 9th round (67th overall). He passed for 218 yards and three touchdowns.

Valentino "Tino" Sabuco, a 1946 Tartar letterwinner from Detroit MacKenzie H.S., played 10 games in 1949 with San Francisco of the All-American Football Conference as a 6-1, 206-pound center.

Bob Langas, a 6-4, 230-pound defensive end from Detroit Cooley H.S., and a three-year Wayne letterwinner (1949-50-51), played eight games in 1954 with Baltimore and had one kickoff return for 18 yards.

Jack Crittendon, a 6-1, 190-pound offensive end from Ferndale, lettered from 1950-53 at Wayne. He played 10 games with the Chicago Cardinals in 1954 and had five receptions for 48 yards.

Elbert Richmond, a 1950-51-52 Wayne letterwinner, signed with the Pittsburgh Steelers in 1953 and played two exhibition games for the Green Bay Packers.

Walt Jenkins, a 6-1, 223-pound defensive lineman from Detroit Miller H.S., lettered in 1953 and 1954 at Wayne. He was drafted in the ninth round of the 1955 draft by the Detroit Lions (108th overall) and played two games with Detroit in 1955. He then played in the Canadian Football League with the Hamilton Tiger-Cats from 1956 to 1959, playing at both defensive end and offensive guard.

Vic Zucco, a 1953-54 letterwinner at Wayne, was a 6-0, 187-pound defensive back from Pittsburgh. He was drafted in the fifth round in 1957 by the Chicago Bears (60th overall). Zucco played 38 games with the Bears from 1957-60, playing all 12 games in 1957-58-60, and two contests in 1959. He recorded 12 kickoff returns for 384 yards, eight interception returns for 85 yards, 37 punt returns for 176 yards and returned one fumble for a touchdown.

Ben Paolucci, a three-year (1955-56-57) letterwinner at WSU, was a 6-2, 240-pound defensive tackle from Detroit Cass Tech. He was drafted by the Detroit Lions in the ninth round of the 1958 draft (109th overall). Paolucci played four games with Detroit in 1959.

A.J. Vaughn, a 1965-66-67 WSU letterwinner, was selected in the 12th round by the Atlanta Falcons (302nd overall) in the 1968.

Richard "Dick" Byas, a 5-9, 180-pound defensive back from Detroit MacKenzie H.S., was a three-year letterwinner at WSU (1971-72-73). He played 103 games with the Atlanta Falcons from 1974-80 returning six interceptions for 193 yards, four punts for 30 yards and 23 kickoffs for 519 yards. He scored three touchdowns.

John Sokolosky was a 6-2, 240-pound center from Detroit De La Salle H.S. A four-year letterwinner (1974-75-76-77) at WSU, he played 11 games in 1978 with the Detroit Lions.

Paul Butcher, a 6-0, 230-pound linebacker from Dearborn

St. Alphonsus H.S., earned four letters as a Tartar (1982-83-84-85). He played 134 games with the Detroit Lions, Los Angeles Rams, Indianapolis Colts, Carolina Panthers and Oakland Raiders from 1986-96. He was selected as the special teams player for the 1986 All-Madden Team.

Derric Coakley, a 1989 WSU football letterwinner, returned to professional football following a minor league baseball career. He was selected as the 1998 Professional Indoor Football League Defensive Player of the Year while competing for the Green Bay Bombers. He also played with the Peoria Pirates, Pensacola Barracudas (AF2), Winnipeg Blue Bombers (CFL) and the Tennessee Valley Raptors while earning All-League honors five times.

Tom Beer, a 6-1, 237-pound linebacker from Bay Port H.S., was a four-year (1990-93) letterwinner at WSU. He was drafted in the seventh round of the 1994 draft by the Detroit Lions (215th overall). He played in 41 games with the Lions from 1994-96.

Michael Gluski, who lettered four years at WSU (1994-98), played in AF2 for the Cape Fear Wildcats. Gluski's teammate both at WSU (1995-98) and with Cape Fear was **Daishawn Franklin**.

Pierre Brown, a 1998-2001 WSU letterwinner, signed as a free agent with Detroit in 2002. The 6-1, 180-pound wide receiver from West Bloomfield, had 22 catches for 286 yards and a touchdown in 2003 with the Berlin Thunder of NFL Europe.

Leo Wells, a four-year letterwinner (2002-05), played in 2006 with the Peoria Roughriders of the United Indoor Football League recording eight tackles. He spent the 2007 season with the Kalamazoo Xplosion of the Continental Indoor Football League.

Bobby Boyer, who lettered twice at WSU (2004-05), played in 2006 with the Green Bay Blizzard of AF2 catching 14 passes for 239 yards and two touchdowns. He played in 2007 with the Port Huron Pirates of the CFL and with the Flint Phantoms in 2008. He had 38 catches for 517 yards and seven touchdowns for the Phantoms.

Lee Butler, a 2004-05 letterwinner at WSU, played with the Peoria Roughriders in 2006 where he had six catches including one for a touchdown. **Wes Brown**, a 2005-06 WSU letterwinner, played in 2007 with the Kalamazoo Xplosion of the CIFL. Running back **Ricco Hill** played two seasons (2007 and 2008) with the Michigan Gators of the Great Lakes Football League (GLFL).

Eric Newton played a few years for the Detroit Diesels before joining the Southern Michigan Timberwolves of the Mid-Continental Football League (MCFL) for the 2008 campaign. Kicker **Musa Odeh** also played for the Diesels in 2006.

Numerous former WSU players played in the CIFL in 2008. **Nick Body** (2002-06 WSU letterwinner) was selected MVP of the championship game after recording 12 receptions for 156 yards and three touchdowns. During the regular season, Body had 66 catches for a league-leading 849 yards and a CIFL best 28 touchdowns. Body's teammate with the Saginaw Sting was **Nate Collins**, a 2001-02 WSU letterwinner. One of the owners of the squad was **Mike Johnson**, a WSU tight end from 2000-03.

Other former WSU players competing in the



Joiqe Bell with Joe Buck during the summer of 2014 taping an NFL Films segment with the Detroit skyline in the background.

third season of the CIFL were **Brandon Dinkins** (Milwaukee Bonecrushers) and **Randy Hutchison** (Kalamazoo Xplosion). Dinkins lettered in 2002 for WSU, while Hutchison was a 2001-03 WSU letterwinner.

Former offensive lineman T.J. Smith played for the West Michigan Force of the MCFL, before joining the Detroit Seminoles. Punter John Lukasik also played for the Seminoles in 2008.

In 2009, **Dante Dunn** had a rookie tryout with the Buffalo Bills.

In the summer of 2009, Randy Hutchison and Nick Body played for the Fort Wayne Freedom of the CIFL. Body also played for the Saginaw Sting of the Indoor Football League along with Nate Collins.

Former kicker **Greg Gundersen** (2003-04) played with the Alabama Vipers and Tulsa Talons of the Arena Football League in 2010 and the Utah Blaze and the Tampa Bay Storm in 2011 connecting on 47-of-59 extra points.

In the spring of 2009, **Tristan Black** was drafted in the second round by the Calgary Stampeders of the Canadian Football League. Black blocked a punt and had four tackles in his first professional game.

Despite being injured most of 2009, Black recorded eight tackles for the Stampeders. In 2010, he was traded to his hometown Toronto Argonauts and recorded seven tackles and a fumble recovery for the Argos. In 2011, he was awarded the game ball following Toronto's season-opening 23-21 victory at Calgary. Black had 13 tackles and an interception in 2011.

In 2012, he helped the Argonauts to the Grey Cup by tallying seven defensive tackles and 17 special teams tackles, while playing in 15 regular-season games. Black also had one special teams tackle during the 2012 playoffs. He signed with Saskatchewan in February of 2013 and helped the Roughriders win the Grey Cup by recording 13 special teams tackles along with a fumble recovery.

During his final CFL season in 2014, Black totaled 13 tackles and two fumble recoveries.



Former Chicago Bears general manager Phil Emery being interviewed by Comcast's Joe Abramson during a Warrior home game. (photo by Christopher Jon Ehrmann)





PRO FOOTBALL AND WAYNE STATE

Wayne State and the NFL Draft

Year	Round	Pick	Team	Name	Position
1994	7	215	Detroit Lions	Tom Beer	LB
1968	12	302	Atlanta Falcons	A.J. Vaughn	RB
1958	9	109	Detroit Lions	Ben Paolucci	DT
1957	5	60	Chicago Bears	Vic Zucco	DB
1955	9	108	Detroit Lions	Walt Jenkins	DE
1947	9	67	Boston Yanks	Gene Malinowski	QB*
1939	13	115	Brooklyn Dodgers	George Gembis	B

*Was drafted in 1948 (12th round/#70) by AAFC San Francisco 49ers.

Joique Bell was originally signed as an undrafted free agent by the Buffalo Bills and spent all of the 2010 pre-season with the Bills. After spending the first two weeks of the NFL regular-season on Buffalo's practice squad, Bell was signed by the Eagles on Sept. 21 and made his NFL regular-season debut in Philadelphia's 28-3 win at Jacksonville. He played in eight NFL regular-season games in 2010 (five with Indianapolis and three with Philadelphia). Bell was signed to the active roster by the New Orleans Saints prior to their playoff game but was inactive for the loss at Seattle.

In the 2011 pre-season with the Saints, Bell had the fifth-most rushing yards of any NFL player with 182. He spent the entire regular-season except the first two weeks on the Saints practice squad before being signed by the Detroit Lions prior to the regular-season finale.

In the 2012 regular season with the Detroit Lions, Bell had 12 multi-reception games and ended the season ranked third in the NFL among running backs with 485 receiving yards and tied for fifth among running backs with 52 receptions.

The first touchdown of his career also happened to be the Lions' first of the 2012 season (against the St. Louis Rams on Sept. 9). He scored on a one-yard carry. Bell's 67-yard run in Week 13 vs. Indianapolis was the longest run of the season by a Lions rusher and the longest for a Detroit running back since 2011. He set then-career highs in Week 16 vs. Atlanta, finishing with nine receptions for 73 yards.

Bell finished the 2012 regular season with 414 yards rushing on 82 carries (5.0 yards per rush) and scored three touchdowns.

In 2013, Bell teamed with Reggie Bush to become the first running back backfield to each have over 500 rushing yards and 500 receiving yards. Bell finished the 2013 campaign with 650 rushing yards and eight touchdowns, while hauling in 53 passes for another 547 yards.

Bell made his first career start in Week 3 at Washington (9/22/13) and recorded a then-career-high 20 rushing attempts and 132 scrimmage yards (63 rush, 69 rec on four catches) while scoring one rushing touchdown. The Benton Harbor native rushed for a career-high 94 yards on 19 attempts with one touchdown and caught three passes for 34 yards in Week 13 vs. Green Bay (11/28).

Bell made six starts in 2014 while playing in 15 games. He led Detroit with 860 rushing yards and seven rushing touchdowns. Bell also recorded his first receiving touchdown and finished with 1,182 all-purpose yards.

Despite playing injured in 2015, Bell rushed for 311 yards and four touchdowns and had 286 receiving yards. Bell played with both Chicago and Detroit.

In his NFL career, Bell rushed for 2,241 yards and 22

touchdowns, while catching 162 passes for 1,638 yards.

Daunte Akra, who played in both 2008 and 2010 at WSU, was on the CFL's Montreal Alouettes practice squad in 2011 before joining the Detroit Lions for training camp. He re-joined Montreal's practice squad for the remainder of the 2011 campaign.

The Chicago Bears, who were led by former Tartar **Phil Emery** (served as general manager from 2012-14), signed safety **Jeremy Jones** to a free agent contract following the 2012 draft. Jones had an interception at Cleveland in the final pre-season game to earn a spot on the 53-man roster. Jones was inactive for the first two regular-season games of the 2012 campaign before retiring.

Joe Long inked a free agent contract with the St. Louis Rams following the 2012 NFL Draft. Long appeared in all four St. Louis pre-season games, but was cut on the day after the pre-season ended. He was signed by the Pittsburgh Steelers in November of 2012, and spent the remainder of the season on the practice squad. He was also on the Steelers practice squad for all of the 2013 regular-season, until the Bears signed him to the active roster for the final two weeks of the regular season. Long was cut by the Bears in August 2014.

Troy Burrell spent a month with the Detroit Lions during the summer of 2012. He also had two different stints on the Lions practice squad during the 2012 regular season.

Desmond Martin, who led WSU in rushing in 2014, was signed by the Detroit Lions as an undrafted free agent during the summer of 2015. He had five carries for 26 yards in the pre-season opener.

Nate Theaker, who was the 2016 GLIAC Offensive Lineman of the Year, signed as an undrafted free agent with the Dallas Cowboys. He spent time on the practice squad for both Dallas and New Orleans in 2017, and was waived by the New England Patriots with an injury settlement in August of 2018. He was signed by the Indianapolis Colts in August of 2019, but was cut after the last pre-season game.

Anthony Pittman, a two-time All-GLIAC First Team selection who finished with 181 career tackles (120-61), was signed as an undrafted free agent by the Detroit Lions in April 2019. He spent the entire 2019 season on the Lions practice squad until making his NFL debut in the regular-season finale against Green Bay where he recorded an assisted tackle. Pittman saw action on 35 plays against the Packers (17 on defense, 18 on special teams). Pittman spent the entire 2020 campaign on the Lions practice squad, but played in all 17 games for the Lions in 2021 totaling 12 tackles, plus a pass break-up.

Darece Roberson, Jr. spent the 2021 pre-season with the Seattle Seahawks and had a touchdown reception in the final pre-season game. He also saw pre-season action in 2022 with the Toronto Argonauts (CFL).

Brian VanGorder, a former Tartar player (1977-80), is a WSU Hall of Famer. He previously served as an NFL assistant coach with the Jacksonville Jaguars (2005, linebackers), Atlanta Falcons (2007-11, linebackers and defensive coordinator) and the New York Jets (2013, linebackers). He served as the defensive coordinator at Notre Dame (2014-16), a defensive analyst at Oklahoma State (2017), defensive coordinator at Louisville (2018), and defensive coordinator at Bowling Green (2019-20).

Wayne State and the NFL Statistically Speaking

Year	Name	Stats
1944	Tom Kennedy	2 games
1948	Gene Malinowski	10 games (2 starts); 11 rushing attempts for 21 yards; 15-of-54 passing for 218 yards and 3 touchdowns; 3 receptions for -10 yards; 1 interception for 9 yards
1949	Tino Sabuco	10 games; (2 playoff games)
1954	Jack Crittendon	10 games; 5 receptions, 48 yards, long of 15
1954	Bob Langas	5 games (2 starts); 1 kickoff return for 18 yards
1955	Walt Jenkins	2 games
1957-60	Vic Zucco	38 games (27 starts); 8 interceptions for 85 yards; 2 fumble returns for 43 yards & 1 touchdown; 37 punt returns for 176 yards; 12 kickoff returns for 304 yards
1959	Ben Paolucci	4 games
1974-80	Rick Byas	103 games (44 starts); 6 interceptions for 193 yards and 1 touchdown; 10 fumble returns for 68 yards & 1 touchdown; 4 punt returns for 30 yards; 23 kickoff returns for 519 yards; 3 career touchdowns; (3 playoff games)
1978	John Sokolosky	11 games
1986-96	Paul Butcher	134 games (5 starts); 69 tackles; 3 kickoff returns for 7 yards; (1 playoff game)
1994-96	Tom Beer	41 games (1 start); (1 playoff game)
2010-16	Joique Bell	75 games (15 starts); 564 rushing attempts, 2,241 rushing yards, 22 rushing touchdowns, long of 67; 162 receptions, 1,638 yards, 1 receiving touchdown, long of 50; 4 kickoff returns for 69 yards, long of 30; 23 career touchdowns (2 playoff games - 2014 & 2016; 85 [43 rushing + 42 receiving] all-purpose yards)
2019-21	Anthony Pittman	18 games; 13 tackles; 1 quarterback hit; 1 pass break-up

