



WASHINGTON STATE

2 0 2 4 F O O T B A L L M E D I A G U I D E

WASHINGTON STATE UNIVERSITY QUICK FACTS

FOUNDED: 1890
NICKNAME: Cougars
COLORS: Crimson and Gray
CONFERENCE: Pac-12
ENROLLMENT: 17,050 (Pullman campus)
LOCATION:
 P. O. Box 641602
 Pullman, WA 99164-1602
STADIUM: Gesa Field (32,952 - Field Turf)
PRESIDENT: Kirk Schulz
ATHLETIC DIRECTOR: Anne McCoy
FACULTY ATHLETIC REP: Dr. Nancy Swanger
TICKET OFFICE: 509-335-9626, 800-GO-COUGS
GENERAL DEPARTMENT: 509-335-0311
WSU ATHLETICS FAX: 509-335-5197
WSU FOOTBALL OFFICE: 509-335-0250
WSU ATHLETICS WEBSITE: www.wsucougars.com

WSU ATHLETIC COMMUNICATIONS

OFFICE ADDRESS:
 Bohler Athletic Complex 195
 Pullman, WA 99164-1602
OFFICE PHONE: 509-335-COUG
OFFICE FAX: 509-335-0267
GESA FIELD PRESS BOX: 509-335-COUG
SENIOR ASSOC. A.D./CREATIVE COMMUNICATIONS: Bill Stevens
OFFICE PHONE: 509-335-4294
CELL: 916-761-7005
EMAIL: wsstevens@wsu.edu
SPORTS: Football, Women's Tennis, Men's Golf
DIRECTOR: Bobby Alworth
OFFICE PHONE: 509-335-5785
CELL: 951-452-6129
EMAIL: bobby.alworth@wsu.edu
SPORTS: Football, Baseball, Swimming, Women's Golf
ASST. DIRECTOR: Jim Crawford
OFFICE PHONE: 509-335-0265
EMAIL: j.crawford@wsu.edu
SPORTS: Men's Basketball, Soccer, Cross Country, Track & Field
ASST. DIRECTOR: Riley Baker
OFFICE PHONE: 509-335-0255
EMAIL: riley.d.baker@wsu.edu
SPORTS: Women's Basketball, Volleyball, Rowing

2024 SCHEDULE

Date	Opponent	Site
Aug. 31	Portland State	Gesa Field
Sept. 7	Texas Tech	Gesa Field
Sept. 14	vs. Washington (Apple Cup)	Seattle (Lumen Field)
Sept. 20	San Jose State (Family Weekend)	Gesa Field
Sept. 28	at Boise State	Boise, Idaho
Oct. 12	at Fresno State	Fresno, Calif.
Oct. 19	Hawai'i	Gesa Field
Oct. 26	at San Diego State	San Diego
Nov. 9	Utah State	Gesa Field
Nov. 16	at New Mexico	Albuquerque, N.M.
Nov. 23	at Oregon State *	Corvallis, Ore.
Nov. 30	Wyoming	Gesa Field

WASHINGTON STATE UNIVERSITY COACHING STAFF

HEAD COACH: Jake Dickert (Wisconsin-Stevens Point '07)
CAREER RECORD (Years): 15-16 (3rd)
WSU RECORD (Years): Same
STAFF:
 Rob Schlaeger, General Manager
 Ben Arbuckle, Offensive Coordinator / Quarterbacks
 Jeff Schmedding, Defensive Coordinator / Linebackers
 Mark Atuaia, Associate Head Coach / Running Backs
 Nick Whitworth, Tight Ends / Special Teams Coordinator
 Nick Edwards, Wide Receivers
 Jared Kaster, Offensive Line
 Pete Kaligis, Assistant Head Coach / Defensive Tackles
 Allen Brown, Cornerbacks
 Frank Maile, Edges
 Jordan Malone, Defensive Passing Game Coordinator / Safeties / Nickels
 Justin Kramer, Assistant Offensive Line Coach
 John Kuceyeski, Quarterbacks Coach
 Justin Mesa, Assistant Special Teams / Assistant Tight Ends Coach
 Calin Criner, Assistant Secondary Coach
 Colt Garrett, Offensive Graduate Assistant
 Carter Webb, Offensive Graduate Assistant
 George Hicks III, Defensive Graduate Assistant
 Jihad Woods, Defensive Graduate Assistant
 Brent Vernon, Chief of Staff
 Kingston Fernandez, Assistant Director of Football Operations
 Taylor Long, Director of On-Campus Recruiting
 Joel Diaz Romero, Director of Recruiting
 Kyle Kuykendall, Lead Scout /NFL Liaison
 Owen Baebler, High School Scout
 Olivea Vea, Football Video Coordinator
 Carson Rorick, Creative Director
 Ben Iannacchione, Head Football Strength and Conditioning
 Tristan White, Assistant Football Strength and Conditioning
 Jake Beckett, Assistant Football Strength and Conditioning
 David Terrebbonne, Assistant Football Strength and Conditioning

WSU ALL-TIME RECORD: 576-582-45 (128 Seasons)

CONFERENCE RECORD: 299-397-25

BOWL GAME RECORD: 8-10

2023 RECORD: 5-7

PAC-12 RECORD: 2-7

RETURNING LETTERWINNERS: 35

DEFENSE: 17

OFFENSE: 16

SPECIAL TEAMS: 2

RETURNING STARTERS: 12

DEFENSE: 4 (Gusta, Thornton, Al-Uqdah, Gushiken)

OFFENSE: 6 (Pole, Dieu, Fa'amoe, Hilborn, Mathers, Williams)

SPECIAL TEAMS: 2 (Haberer, Janikowski)





**JAKE
DICKERT**
HEAD COACH / THIRD YEAR

Jake Dickert begins his third full season as the Cougars' Head Football Coach after being named to the position Nov. 27, 2021. Dickert became the 34th head football coach in program history.

The 2023 season began 4-0 under Dickert, including wins over nationally-ranked Wisconsin (#19) and Oregon State (#14). It marked the second-straight season Dickert led the Cougs to a win over the Badgers. A convincing 56-14 win over Colorado accounted for WSU's fifth win in a 5-7 season. Four of WSU's seven losses came by one possession. The Cougar defense continued its aggressive play from previous years as WSU led the nation in defensive touchdowns with five on the season, the third-most defensive scores dating back to the 1996 season. In 2023, WSU had five players named to All-Pac-12 teams, led by second-team edge Brennan Jackson. In the 2024 NFL Draft, three Cougars, all defensive players, were drafted, led by safety Jaden Hicks to Kansas City (4th round). Jackson (5th, Los Angeles Rams) and cornerback Chau Smith-Wade (5th, Carolina), were also selected, giving WSU its most draft picks in a season since the 2005 NFL Draft.

Dickert began the 2022 season, his first full year leading WSU, with three-straight wins, including a victory at No. 19 Wisconsin. The win was WSU's first in three meetings against the Badgers and WSU's first regular-season nonconference road win over a ranked team since 2003. The Cougars captured three of its final four games and reached a bowl game, the Jimmy Kimmel L.A. Bowl, for the seventh-straight season, then the second-longest current streak in the Pac-12. Under Dickert's leadership, WSU again was strong defensively, finishing in the top four of numerous Pac-12 categories, including second in Red Zone defense and tackles-for-loss, third in scoring defense and turnovers gained, and fourth in sacks. WSU also led the Pac-12 in Red Zone offense. In 2022, WSU had 10 All-Pac-12 players, including first-team linebacker and third-team All-American Daiyan Henley, while safety Jaden Hicks garnered third-Team Freshman All-America honors. Henley was selected in the third round of the NFL Draft by his hometown Los Angeles Chargers.

Dickert spent the final five games of the 2021 regular season serving as the Cougar's acting head coach, leading WSU to a 3-2 record with wins over Arizona State, Arizona and a dominating 40-13 Apple Cup victory in Seattle before WSU earned a trip to the Tony Tiger

Sun Bowl. The Apple Cup win snapped a seven-game skid to Washington and was WSU's largest margin of victory in series history.

Under Dickert's leadership, the Cougar defense was a huge spark in 2021, leading the Pac-12 with 29 takeaways, fifth-most nationally, while also leading the Pac-12 and tied for ninth nationally in turnover margin. Last season, 14 players earned All-Pac-12 honors including first-team selections in right tackle Abraham Lucas, kicker Dean Janikowski and EDGE Ron Stone Jr. while punter Nick Haberer was named a Freshman All-American. In the 2022 NFL Draft, offensive lineman Abraham Lucas was selected in the second round by the Seattle Seahawks and cornerback Jaylen Watson went in the seventh round to the Kansas City Chiefs.

Entering the 2021 season, Dickert was in his second year as WSU's defensive coordinator and linebackers coach. In his first season in Pullman, the Washington State defense produced four All-Pac-12 Conference selections including linebacker Jahad Woods, who was second on the team with 31 tackles and led the team with 4.5 tackles-for loss. The Cougars led the league with eight forced fumbles and was fourth in rush defense (154.8), a 30-yard improvement from the previous season.

Dickert arrived at WSU after working three seasons at the University of Wyoming (2017-19) including the 2019 campaign as the defensive coordinator while working with the linebackers and safeties.

In 2019, the Cowboys were sixth in the country in red zone defense, No. 11 in the country in rush defense (107.1) and scoring defense (17.8), No. 40 tackles-for-loss (83) and No. 43 in total defense. Dickert saw four Cowboys earned All-Mountain West Conference honors led by second-team All-American linebacker and Butkus Award Finalist Logan Wilson while redshirt-freshman defensive end Solomon Byrd was named a Freshman All-American by the Football Writers Association of America.

Dickert originally joined the Wyoming football staff in February, 2017 and coached the safeties for the 2017 and 2018 seasons before he was promoted to defensive coordinator in 2019 where he started the season coaching the linebackers and later coached the safeties. In his three seasons at Wyoming, Dickert coached a pair of future

HEAD COACHING RECORD

YEAR	SCHOOL	RECORD	POSTSEASON
2021	Washington State	3-3 (3-1 Pac-12)	Sun Bowl (L)
2022	Washington State	7-6 (4-5 Pac-12)	L.A. Bowl (L)
2023	Washington State	5-7 (3-6 Pac-12)	
Three Seasons		15-16 (10-12 Pac-12)	0-2

COACHING CAREER

2022-Present	WASHINGTON STATE <i>Head Coach</i>
2020-2021	WASHINGTON STATE <i>Acting Head Coach (Oct. 18-Nov. 27, 2021)</i> <i>Defensive Coordinator / Linebackers 2020-21</i>
2017-19	WYOMING <i>Defensive Coordinator / Linebackers (2019)</i> <i>Safeties (2017-18)</i>
2016	SOUTH DAKOTA STATE <i>Co-Special Teams Coordinator / Safeties (2016)</i>
2014-15	MINNESOTA STATE - MANKATO <i>Defensive Coordinator / Linebackers</i>
2013	AUGUSTANA <i>Defensive Coordinator / Defensive Backs</i>
2012	S.E. MISSOURI STATE <i>Defensive Backs</i>
2011	SOUTH DAKOTA <i>Special Teams Coordinator / Defensive Backs</i>
2009-10	NORTH DAKOTA STATE <i>Safeties</i>

PLAYING CAREER

2002-06	WISCONSIN-STEVENS POINT <i>Wide Receiver</i>
---------	--

EDUCATION

MA, General Education	WISCONSIN-STEVENS POINT, '09
BA, Secondary Math Ed.	WISCONSIN-STEVENS POINT, '07

NFL safeties including three-time first-team All-Mountain West Conference pick Andrew Wingard and saw four players earn All-MWC honors in 2019 while another earned 2019 Freshman All-America accolades on the defensive line.

In 2018, Wyoming's defense was among the best in the nation, finishing the season No. 19 in total defense (326.2), No. 25 in rushing defense (129.5), No. 28 in scoring defense (22.0) and No. 32 in pass defense (196.7). Dickert coached senior safeties Andrew Wingard and Marcus Epps as Wingard ended his career tied for the Mountain West Conference career tackle record with 454. Wingard earned First Team All-Mountain West honors for the third consecutive season after being named to the preseason watch lists for

the Chuck Bednarik, Bronko Nagurski and Jim Thorpe Awards in both 2017 and 2018. Epps concluded his career as the only three-time team captain in the modern era of Cowboy Football, recorded 325 career tackles and was a finalist for the 2018 Burlsworth Trophy, which is awarded to the nation's most outstanding player who began his career as a walk-on. Epps was selected in the sixth round of the 2019 NFL Draft by the Minnesota Vikings where he played in seven games before playing in eight more with the Philadelphia Eagles. Wingard played in the 2019 East-West Shrine Game, was invited to the 2019 NFL Draft Combine and signed a free-agent contract with the Jacksonville Jaguars where he played all 16 games and made two starts as a rookie.

In his first season at Wyoming, Dickert help the 2017 Cowboy defense become one of the best groups in the country as they led the country in takeaways (38), ranked ninth in scoring defense (17.5), were first in fumbles recovered (18), second in interceptions (20), eighth in defensive touchdowns scored (4 TD), No. 13 in pass defense (174.9) and No. 23 in total defense (335.2). Dickert coached first-team All-Mountain West strong safety Wingard while the safety tandem of Wingard and Epps led the Pokes in interceptions in 2017, with five and four interceptions, respectively.

Before arriving at Wyoming, Dickert spent the 2016 season as the safeties coach and co-special teams coordinator at South Dakota State. Earlier in his career, Dickert was a part of Bohl's coaching staff at North Dakota State from 2008-10.

In his one season on the South Dakota State coaching staff, Dickert helped guide the Jackrabbits to the 2016 Missouri Valley Football Conference Championship and a No. 8 seed in the 2016 NCAA Football Championship Subdivision (FCS) Playoffs, where they advanced to the FCS National Quarterfinals.

As defensive coordinator and linebackers coach at Minnesota State, Mankato for the

2014 and 2015 seasons Dickert was part of a coaching staff that led the Mavericks to back-to-back Northern Sun Intercollegiate Conference (NSIC) championships and consecutive NCAA Division II Playoff berths, earning their way to the 2014 National Championship Game. Minnesota State posted a combined record of 24-3 over that two-year span. Dickert's 2014 defense ranked second in the nation in scoring defense (12.9), fourth in turnovers gained, No. 12 in pass defense efficiency and No. 15 in total defense. In 2015, the Mavericks ranked fifth in the nation in scoring defense (16.1), third in rushing defense, seventh in pass defense efficiency and sixth in total defense. He coached 16 All-Conference players, three First Team All-Americans and a two-time Northern Sun Intercollegiate Conference Defensive Player of the Year.

In his first season as a college defensive coordinator in 2013 at Augustana, Dickert's defense ranked No. 20 in the nation at the NCAA Division II level in scoring defense, giving up only 19.5 ppg. Augustana ranked second in the NSIC in pass defense, third in rushing defense and third in total defense. He coached five All-Conference players at Augustana.

In 2012, he served as the defensive backs coach at Southeast Missouri State. The Redhawks ranked No. 18 in the nation



in turnovers gained (25) and No. 23 in interceptions (13). Southeast Missouri State ranked No. 2 in the Ohio Valley Conference in pass defense. Dickert also coached a First Team All-Conference strong safety at Southeast Missouri.

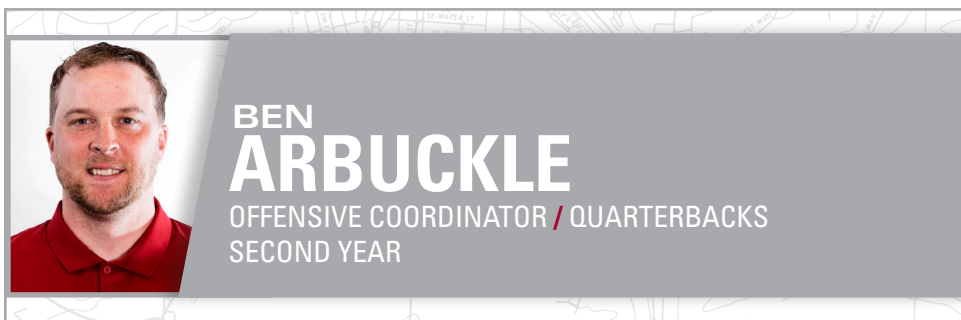
Dickert spent the 2011 season as the special teams coordinator and defensive backs coach at South Dakota, where the Coyotes ranked second in the Great West Conference in fewest passing yards allowed and interceptions. He coached three all-conference performers while at South Dakota and his special teams units ranked in the Top 10 in the nation in punting average and net punting and had an individual rank in the Top 10 in punt return yards.

He joined the North Dakota State coaching staff in 2008 as a defensive graduate assistant on Bohl's staff. In 2009 and 2010, he was elevated to serve as safeties coach for the Bison. The 2010 NDSU team advanced to the FCS National Quarterfinals. Dickert began his college coaching career in 2007 as a defensive graduate assistant at his alma mater, Wisconsin-Stevens Point.

He played football at Wisconsin-Stevens Point from 2002-06 where he earned All-Wisconsin Intercollegiate Athletic Conference (WIAC) honors as a wide receiver his senior season of 2006 and was named his team's Wide Receiver of the Year both his junior and senior seasons. Dickert earned his bachelor's degree in secondary math education from Wisconsin-Stevens Point in 2007, and completed his master's degree in general education, also from UW-Stevens Point in 2009.

Dickert and his wife, Candice, have three children, daughter Rylee and sons Jett and Jace.





BEN ARBUCKLE

OFFENSIVE COORDINATOR / QUARTERBACKS
SECOND YEAR

Ben Arbuckle begins his second season on Head Coach Jake Dickert's staff, serving as the Cougars' offensive coordinator/quarterbacks coach after being hired Jan. 6, 2023.

In his first season in Pullman, Arbuckle led an offense that ranked fourth in the nation in passing at 336.8 yards/game and eight in passing yards with 4,042. Both figures mark the ninth-most in program history. WSU's offense also averaged 31.7 points per game, sixth in the Pac-12 and 37th nationally while its 421.7 yards/game of total offense ranked 35th nationally. As a team, WSU completed 66.7 percent of its passes, 18th nationally and sixth in program history. The Cougars posted 400-plus yards of total offense in seven games, including a season-high of 718 in win over Northern Colorado and 528 in win over No. 14 Oregon State. Against OSU, quarterback Cam Ward completed 29-of-35 passes for 422 yards and four touchdowns, being named National Player of the Week following the game. Offensively, Arbuckle led an offense that produced two all-conference performers in Ward and wide receiver Lincoln Victor.

Arbuckle arrived in Pullman having spent the previous two seasons at Western Kentucky, serving as the co-offensive coordinator and quarterbacks coach during the 2022 season. In his first season in that role, Arbuckle took the Hilltoppers to great heights as the team finished seventh in total offense (497.3 ypg) and 14th in scoring (36.4 ppg), while quarterback Austin Reed led the nation in passing yards (4,746) and was third in passing touchdowns (40). The season culminated with a win over South Alabama 44-23 in the New Orleans Bowl to cap a 9-5 season. In that game, WKU put up 677 yards of total offense, including a New Orleans Bowl record 522 passing yards.

For the season, Arbuckle guided a Hilltoppers offense that accounted for 497.3 ypg of total offense, which ranked sixth in the nation, while their 352.2 ypg in passing offense and 36.4 ppg rank second and 14th, respectively, nationally. Under Arbuckle's mentorship, graduate student quarterback Austin Reed finished second nationally in passing at 339.0 ypg and fourth in total offense at 355.0 ypg. Prior to the 2022 season, 247Sports included Arbuckle in its list of 30-Under-30 coaches who are rising stars in college football.

Prior to the 2022 season, Arbuckle spent the 2021 campaign at Western Kentucky in an offensive quality control role, assisting an offense that led the nation in passing

(433.7 ypg), finished second in total offense (353.3 ypg) and second in scoring at 44.2 ppg. Arbuckle helped mentor Bailey Zappe who broke NCAA FBS records for both passing yards and passing touchdowns in a single season with 5,967 and 62, respectively.

Arbuckle arrived at WKU having spent the 2020 season as the offensive coordinator/quarterbacks coach at Seminole High School in Seminole, Texas. He began his coaching career in a quality control role at Houston Baptist for two years from 2018 to 2019, working mainly with the offensive line for one season and then the quarterbacks for another.

Arbuckle played quarterback at West Texas A&M University and graduated in 2018 with a dual degree in Finance and Economics. Originally from Canadian, Texas, he went to Canadian High School.

Arbuckle and his wife, Lauren, have a young son, Hudson.

COACHING CAREER

2023-Present	WASHINGTON STATE <i>Offensive Coordinator / Quarterbacks</i>
2021-22	WESTERN KENTUCKY <i>Co-Offensive Coordinator / Quarterbacks (2022)</i> <i>Offensive Coordinator (2021)</i>
2020	SEMINOLE HIGH SCHOOL <i>Offensive Coordinator</i>
2018-19	HOUSTON BAPTIST <i>Offensive Quality Control</i>

PLAYING CAREER

2015-18	WEST TEXAS A&M <i>Quarterback</i>
---------	--------------------------------------

EDUCATION

BA, Finance and Economics	WEST TEXAS A&M, '18
---------------------------	---------------------





**JEFF
SCHMEDDING**
DEFENSIVE COORDINATOR / LINEBACKERS
SECOND YEAR

Spokane native Jeff Schmedding begins his second season on Head Coach Jake Dickert's staff after being named the Cougars' defensive coordinator/linebackers coach Jan. 12, 2023.

Under Schmedding's direction, the Cougar defense led the nation in defensive touchdowns with five (2 int. ret./3 fumble), also marking the third-most by a Cougar defense since 1996. WSU held seven of its 112 opponents below its season scoring average, five coming in Pac-12 play. Schmedding mentored former walk-on linebacker Kyle Thornton, who went from 36 tackles in 2022 to a team-leading 87 in 2023, which ranked sixth in the Pac-12. He also coached three defensive players to All-Pac-12 honors, edge Brennan Jackson (second team) and defensive backer Jaden Hicks and Chau Smith-Wade (honorable mention). Those three players also were selected in the 2024 NFL Draft, which Hicks going to Kansas City in the fourth round, while Jackson (LA Chargers) and Smith-Wade (Carolina) went in the fifth round. It marked the first time WSU had three defensive players selected in the same draft since the 1995 Draft (4).

Schmedding returned to the Pacific Northwest in 2023 having spent the previous two seasons at Auburn, most recently as defensive coordinator. In 2022, Schmedding oversaw the development of All-SEC First Team edge rusher Derick Hall, who totaled 60 tackles, 12 TFL's and seven sacks, while also being awarded the national Freddie Solomon Community Spirit Award from the Premier Players Foundation of Tampa.

In his first season at Auburn (2021), Schmedding served as the Tigers' assistant head coach, linebackers coach and defensive run game coordinator. That season saw Auburn rank 29th in rushing defense and 17th in tackles-for-loss.

Schmedding spent the previous two seasons at Boise State as the defensive coordinator for the Broncos. After coaching Boise State's outside linebackers in 2019, he took over inside linebackers for the 2020 campaign. Schmedding's first season leading the defense was a strong one as the Broncos claimed the Mountain West championship with a 12-2 record and 8-0 mark in conference play. The Boise defense put together an impressive year, finishing in the top 15 nationally in team sacks (37) and in the top 25 nationally in scoring defense (20.6 ppg).

In 2019, Junior STUD end Curtis Weaver was named the 2019 Mountain West Defensive Player of the Year while leading the conference and finishing fifth nationally in sacks (13.5). His 34-career sacks are a Mountain West record as well. Weaver was selected in the fifth round of the NFL Draft by the Miami Dolphins. Junior defensive back Kekaula Kaniho was also named to the All-Mountain West First Team. Additionally, the Broncos had five other defensive players named to the 2019 Mountain West Second Team.

Prior to arriving in Boise, Schmedding spent 15 seasons (2004-18) at Eastern Washington helping to lead the Eagles to the Football Championship Subdivision (FCS) National Championship in 2010.

EWU also made the national title game in 2018 – one of 10 total FCS Playoff appearances during Schmedding's time with the program. In 2018, the Eagles' defense was first in the FCS in defensive touchdowns scored and second in forced turnovers.

Schmedding served as EWU's defensive coordinator from 2015-18, while also coaching safeties and rovers. He spent seven seasons (2008-14) as the Eagles' special teams coordinator, coaching linebackers (2008-09), safeties and nickels (2010-14) during that time. He began his career at EWU as a graduate assistant (2004-06) where he spent time with linebackers and the secondary before being promoted to a full-time role as safeties coach in 2007.

Schmedding's previous coordination of special teams was particularly impressive as well, especially in 2014. The Eagles ranked third in the FCS with four blocked punts, and was 10th in net punting (38.4), 15th in kickoff return average (22.8) and 28th in punt returns (11.8). That season, EWU scored touchdowns on a kickoff return, punt return and kickoff team.

As a position coach, Schmedding tutored several of the finest safeties in EWU history. Tevin McDonald earned All-America and first-team All-Big Sky Conference accolades in 2014 for the Eagles before signing a free agent NFL contract with the Oakland Raiders. In 2013, McDonald earned third-team All-Big Sky honors as well. Schmedding's safeties in 2012 featured Academic All-American Jeff Minnerly, Freshman All-American Jordan Tonani and second-team All-Big Sky selection Allen Brown.

In 2010 and 2011, Schmedding coached All-America safety Matt Johnson, who earned first-team All-Big Sky Conference honors both seasons before being selected in the fourth round of the NFL Draft by the Dallas Cowboys. Minnerly was honorable mention All-Big Sky both seasons.

Schmedding also coached cornerback in 2011, a group which included eventual three-time first-team All-Big Sky selection T.J. Lee III. In 2010, EWU led the FCS with 26 interceptions.

Schmedding coached linebackers in 2008 and 2009, including J.C. Scherritt, who in 2009 was named to all six All-America teams and was second in the voting for the

COACHING CAREER

2023-Present	WASHINGTON STATE <i>Defensive Coordinator / Linebackers</i>
2021-22	AUBURN <i>Defensive Coordinator</i>
2019-20	BOISE STATE <i>Defensive Coordinator / Inside Linebackers (2020)</i> <i>Defensive Coordinator / Linebackers (2019)</i>
2004-18	EASTERN WASHINGTON <i>Defensive Coordinator / Safeties (2015-18)</i> <i>Special Teams Coordinator / Safeties and Nickels (2010-14)</i> <i>Special Teams Coordinator / Linebackers (2008-09)</i> <i>Safeties (2007)</i> <i>Graduate Assistant / Linebackers / Secondar (2005-06)</i>

EDUCATION

BA, Physical Education **EASTERN WASHINGTON, '02**

Buck Buchanan Award given to the top defensive player in the FCS. He set school and Big Sky records with 170 total tackles. He went on to win the award in 2010 and was a captain and Grey Cup champion for the Edmonton Eskimos.

Schmedding earned his bachelor's degree in physical education and coaching from Eastern Washington in 2002. A native of Spokane, Wash., he graduated from University High School where he was a standout wrestler and football player – he was the runner-up at the State 3A Wrestling Championships in the 215-pound division.

Schmedding and his wife, Kristine, have two sons, Jack and Blake.





PETE KALIGIS

ASSISTANT HEAD COACH / DEFENSIVE TACKLES
THIRD YEAR

Pete Kaligis begins his third season on Head Coach Jake Dickert's staff after being named the assistant head coach/defensive tackles coach on Jan. 3, 2022. Kaligis and Dickert previous worked together from 2017-19 while both were on Craig Bohl's defensive staff at Wyoming.

In 2023, the Cougar interior defense made strides after beginning the year with the top six tackles combining for just 10 games played in a Cougar uniform. Despite that, the unit totaled 102 tackles, eight tackles-for-loss and three sacks. Against No. 19 Wisconsin, the Cougar defensive tackles led a defensive that held the Badgers to just 90 rushing yards, it's second-lowest output of the season and 59.5 yards below its season average.

In his first season coaching the defensive tackles, the unit combined for 101 tackles, 11.5 tackles-for-loss and four sacks. It was part of a defense that finished second in the Pac-12 in TFL's and fourth in sacks, while the defense also flexed in the Red Zone, finishing second in the Pac-12 and 15th nationally.

Kaligis arrived in Pullman having spent the previous 13 seasons at Wyoming. During his time in Laramie, Kaligis served multiple roles, beginning with offensive line coach (2009), adding running backs and assistant head coach duties in 2012, offensive coordinator/running backs/assistant head coach in 2013, then transitioned to the other side of the ball in 2014, spending six years working with defensive tackles, then added defensive run game coordinator duties for his final two seasons.

Kaligis coached six bowl teams during his tenure and was a part of some of the best defenses in the country. In 2017, he coached First-Team All-Mountain West defensive tackle Youhanna Ghaifan, while also mentoring notable players Sidney Malaulu and Patrick Mertens, both of whom signed NFL free agent contracts.

In 2019, the Cowboy defense was again among the best in the Football Bowl Subdivision (FBS), ranking: No. 11 in the nation in scoring defense, allowing opponents only 17.8 points per game, and No. 11 rushing defense, giving up only 107.1 rushing yards per game to opponents. Wyoming also ranked: No. 6 in the FBS in redzone defense (allowing opponents to convert only 68.9 percent of their opportunities), No. 12 in the country in defensive touchdowns scored (3), No. 31 in interceptions (12), No. 37 in defensive pass efficiency (123.23).

Wyoming's 2018 defense was one of the best in the

nation. The Cowboys ranked No. 19 in the nation in total defense (allowing opponents only 326.2 yards per game), were No. 25 in the NCAA in rushing defense (129.5 yards per game), ranked No. 28 in scoring defense (giving up only 22.0 points per game) and were No. 32 in pass defense (196.7 yards per game). The UW defense also ranked No. 16 in the country in fewest first downs allowed to opponents (223). One of the Cowboy seniors coached by Kaligis in 2018 was nose tackle Sidney Malaulu, who attended rookie camp with the San Francisco 49ers following the 2019 NFL Draft.

In 2017, the Cowboy defense enjoyed an exceptional season. Wyoming's defense ranked No. 1 in the nation in takeaways in 2017, forcing 38 opponent turnovers. The Pokes ranked No. 9 in the country in scoring defense, allowing opponents only 17.5 points per game. UW ranked No. 1 in the NCAA in fumbles recovered (18), No. 2 in the nation in interceptions (20), No. 8 in defensive touchdowns scored (4 TDs), No. 13 in pass defense (174.9 passing yards allowed), and No. 23 in total defense (335.2 total yards allowed). Kaligis coached First Team All-Mountain West defensive tackle Youhanna Ghaifan in 2017.

As a unit, the 2016 Cowboy defense scored five defensive touchdowns to rank No. 1 in the Mountain West and No. 3 in the nation. Wyoming recovered 12 opponent fumbles, ranking No. 1 in the MW and No. 15 in the NCAA. The Cowboys' 15 interceptions were second best in the conference and 22nd nationally. UW's 27 total forced turnovers ranked No. 2 in the Mountain West and No. 10 in the country.

In his first season coaching the Cowboys' interior defensive line in 2014, he coached senior defensive tackle Patrick Mertens. Mertens signed as a free agent with the Baltimore Ravens of the NFL following his senior year.

Kaligis served as Wyoming's assistant head coach, co-offensive coordinator and running backs coach in 2013. Sophomore running back Shaun Wick narrowly missed the 1,000-yard plateau in 2013, rushing for 979 yards. Wick ended his Wyoming career in 2016 with 2,533 career rushing yards to rank No. 6 on the Wyoming career list.

In 2013, Wyoming ranked 22nd in the nation in total offense (472.8 yards per game) and 26th in passing offense (282.4 yards per game). The Wyoming offense ranked second in the Mountain West Conference and 38th in the nation in passing offense in 2012, averaging 265.4 yards per game.

The 2012 season saw Kaligis coach First Team All-Mountain West center Nick Carlson. Carlson was named to the Rimington Trophy Watch List for the second time his senior season. The Rimington Trophy honors the nation's top center each season. Carlson was also named to the 2012 Rotary Lombardi Award Watch List, and was one of only 10 national finalists for the ARA Sportsmanship Award as a senior. Carlson (Tampa Bay Buccaneers) and senior offensive tackles Josh Leonard (Oakland Raiders) and Kyle Magnuson (Oakland Raiders) each were invited to NFL camps as free agents following their senior seasons.

In 2011, the Cowboy offense ranked No. 11 in the nation in fewest sacks allowed, allowing only 12 sacks in 13 games. Three UW offensive linemen earned Mountain West All-Conference honors in 2011. Senior tackle Clayton Kirven and junior center Nick Carlson were named Second Team All-Mountain West. Sophomore offensive guard



COACHING CAREER

2022-Present	WASHINGTON STATE
	<i>Assistant Head Coach / Defensive Tackles</i>
2009-21	WYOMING
	<i>Defensive Run Game Coord. / Defensive Tackles (2020-21)</i>
	<i>Defensive Tackles (2014-19)</i>
	<i>Asst. Head Coach/Off. Coord./ Running Backs (2013)</i>
	<i>Asst. Head Coach/Off. Line/ Running Backs (2012)</i>
	<i>Offensive Line (2009-11)</i>
2005-08	MONTANA
	<i>Offensive Line (2006-08)</i>
	<i>Tight Ends/Offensive Tackles (2005)</i>
1999-2004	WASHINGTON
	<i>Head Strength & Conditioning Coach (2002-04)</i>
	<i>Asst. Strength & Conditioning Coach (1999-01)</i>
1994-97	WESTERN WASHINGTON
	<i>Defensive Line/Strength Coach (1996-97)</i>
	<i>Tight Ends/Strength Coach (1994-95)</i>

PLAYING CAREER

1998-2001	WASHINGTON
	<i>Guard (starter on 1991 national championships team)</i>

EDUCATION

BA, Sociology & Law Enforcement WASHINGTON, '94

Tyler Strong earned Honorable Mention All-Conference recognition. Carlson was named to the Rimington Trophy Watch List for the first time in 2011.

Kaligis coached sophomore center Carlson in 2010. Carlson went on to earn Honorable Mention All-Mountain West Conference honors. One of Kaligis' 2009 Cowboys, offensive tackle Ryan Otterson, signed a free-agent contract with the San Diego Chargers following the 2010 NFL Draft.

Kaligis has been a part of 16 teams that advanced to postseason play, including nine bowl appearances with NCAA Football Bowl Subdivision teams. Six of those bowl appearances came at Wyoming, including the Cowboys' victories in the 2021 Famous Idaho Potato Bowl, the 2019 NOVA Home Loans Arizona Bowl, the 2017 Famous Idaho Potato Bowl, appearance in the 2016 San Diego County Credit Union Poinsettia Bowl, bid to the 2011 Gildan New Mexico Bowl and win in the 2009 New Mexico Bowl. Kaligis was a strength and conditioning coach at Washington when the Huskies played in the 1999 Holiday Bowl, won the 2000 Rose Bowl (defeating Purdue, 34-24) and played in the 2002 Sun Bowl.

An outstanding college football player and track and field athlete, Kaligis started all 12 games at offensive guard for the Washington Huskies and late head football coach Don James when they captured the 1991 National Championship. The Huskies posted a perfect 12-0 record and defeated Michigan, 34-14, in the Rose Bowl on Jan. 1, 1992, to win the national title. Kaligis was a member of the Husky Football team from 1990-94.

He was an All-American in track and field in the shot put. He won the gold medal at the 1995 U.S. Olympic Festival, and placed third in the 1995 University Games. He participated in the 1996 Olympic Trials in track and field in the shot put.

Kaligis earned his B.A. degree in sociology and law enforcement at Washington in 1994. He and his wife, Kristine, have a daughter, Harlie Grace, and a son, Cooper.



MARK ATUAIA

ASSOCIATE HEAD COACH / RUNNING BACKS
THIRD YEAR

Mark Atuaia begins his third season on Head Coach Jake Dickert's staff after being named running backs coach on Jan. 3, 2022. Following the 2022 season, he added the title of Associate Head Coach.

For the 2023 season, Atuaia mentored a young nucleus that showed growth as the year went along. With three of the top four running backs underclassmen, the trio averaged 5.28 yards/carry on limited (76) attempts. WSU posted a season-high 229 rushing yards in a 64-21 win over Northern Colorado in the third week of the season. A glimpse of the future came late in the year at Cal, when freshmen Djouvensky Schlenbaker and Leo Pulalasi combined for 128 yards on 20 carries.

In 2022, Atuaia mentored junior Nakia Watson to All-Pac-12 Conference Honorable Mention honors after posting 769 yards rushing with nine touchdowns. Watson added four receiving touchdowns with his 13 total scores ranking fourth in the Pac-12 and tied for seventh in WSU single-season history. Atuaia also guided freshman Jaylen Jenkins to Pac-12 Freshman of the Week honors as he set season-highs with 13 carries for 130 yards including four carries for 10-yards and had 45-yard catch at No. 6 USC.

Atuaia (Ah-too-why-ah) spent the previous six seasons at the University of Virginia under head coach Bronco Mendenhall as the running backs coach.

With over three decades of experience in college football, Atuaia has guided multiple running backs to the NFL while leading his teams to success. In 2021, Atuaia helped Virginia amassing over 5,000 yards of total offense for the third time in the past four seasons.

Atuaia has been credited in playing a major role in the success of Virginia's running backs throughout his tenure. He was instrumental in the development of running back Wayne Taulapapa, who surpassed the 1,000-yard mark in his career during his 2021 campaign. In 2019, Taulapapa rushed for 12 touchdowns, the most by a Cavalier running back since Keith Payne's 14 in 2010. Taulapapa had four games with multiple rushing touchdowns, highlighted by three in the win over Florida State, including the game-winning score.

Atuaia guided Jordan Ellis to a stellar senior season in 2018, rushing for 1,026 yards and 10 touchdowns, becoming just the third 1,000-yard rusher at UVA since 2004. Ellis was UVA's first 1,000-yard rusher since 2013 and 15th overall. Ellis went on to appear in the East-West Shrine All-Star Game and sign a free agent contract with the Cincinnati Bengals.

Atuaia helped All-ACC running back Taquan Mizzell take a big step as a senior in 2016 as the tailback became the first player in ACC history with at least 1,500 career rushing and 1,500 career receiving yards. Under Atuaia's watchful eye, Mizzell developed into one of the nation's most durable backs, and was one of four players in the nation in 2016 to led his team in rushing (940) and receptions (52).

Community service was a hallmark of Atuaia's coaching experience at UVA. The team's Thursday's Heroes program has been recognized for its efforts to honor individuals across the state of Virginia who are dealing with personal adversity. In 2020, the ACC honored the Thursday's Heroes program with its "Game Changers" award, which recognizes and highlights specific conference teams' involvement with their local communities. Atuaia's position players were frequent visitors to the University's Children's Medical Center and local elementary schools as part of UVA's ACE (Athletes Committed to Education) program.

Atuaia has been with Mendenhall since 2013 when he joined the BYU staff as the running backs coach. In 2013 BYU's run game ranked No. 10 in the nation averaging 267.3 yards per game, setting a school record with 3,475 rushing yards. He tutored Jamaal Williams as the Cougar rushed

for 1,233 yards and seven touchdowns in 2013 as a sophomore. Atuaia assisted in BYU's offense ranking No. 14 in scoring offensive in 2014 as BYU put up 37.1 points per game, the most points by a BYU team since 2001. In 2015 the BYU offense ranked No. 4 in the nation in red zone offense, scoring at a 94.3 percent clip.

Atuaia mentored Paul Lasike, a former BYU rugby All-American from Auckland, New Zealand. Under Atuaia's tutelage, the big running back played football for the first time ever in his life and after three seasons at BYU Lasike signed with the Chicago Bears in 2015.

Atuaia has a history of working with big, strong and powerful running backs. As a student assistant at BYU from 2005-11, Atuaia was instrumental in the development of former NFL running backs Fahu Tahī, Fui Vakapuna, Harvey Unga and Manase Tonga during their time at BYU.

A former running back at BYU during the 1991 and 1994-96 seasons, Atuaia first joined the BYU athletic department in June 2012 as the assistant to the athletics director for student services. He previously worked as the assistant to the dean of Student Life at BYU. He accepted that position after graduating in 2011 with both a doctor of jurisprudence from BYU's J. Reuben Clark Law School and a master of public administration from the George W. Romney Institute of Public Management at BYU's Marriott School of Management.

During Atuaia's four-year playing career, BYU achieved a 39-11-2 record, won three conference titles and was ranked in the final top-25 national rankings three times. In addition, the offense was ranked in the top 10 nationally during three of his four seasons.

As a senior in 1996 he started 13 games on BYU's 14-1 Cotton Bowl team that finished the year ranked No. 5 in the country after defeating Kansas State 19-15 on New Year's Day 1997. Atuaia also helped BYU defeat Oklahoma 31-6 in the 1994 Cooper Bowl to

COACHING CAREER

2022-Present	WASHINGTON STATE <i>Associate Head Coach / Running Backs</i>
2016-21	VIRGINIA <i>Running Backs</i>
2013-15	BYU <i>Running Backs</i>

PLAYING CAREER

1991, 1994-96	BYU <i>Running Back</i>
---------------	----------------------------

EDUCATION

JD, Doctor of Jurisprudence	BYU, '11
MA, Master of Public Administration	BYU, '11
BA	BYU-HAWAII, '03

finish ranked No. 10 by CNN and No. 18 by The Associated Press with a 10-3 record.

Atuaia totaled 1,247 yards on 301 carries (4.1 yards per attempt) with 11 touchdowns during his college career, while adding 68 catches for 668 yards (9.8 yards per catch) and four scoring receptions. His career-long rush was 51 yards while his long reception went for 61 yards. Atuaia also added 113 return yards as a member of the kick return team his freshman and sophomore seasons.

A native of Laie, Hawaii, Atuaia prepped at Kahuku High School before attending BYU. He served as a missionary for The Church of Jesus Christ of Latter-day Saints in Tucson, Ariz., from 1992-93. He received his bachelor's degree from BYU-Hawaii in 2003.

Atuaia and his wife Elizabeth, an accomplished recording artist and lead singer for the 1980s pop group The Jets, are the parents of seven children. His brothers Alema (1993, 1995-96) and Donny (1995-1999) also played football at BYU.





**NICK
WHITWORTH**
TIGHT ENDS / SPECIAL TEAMS COORDINATOR
THIRD YEAR

Nick Whitworth begins his third season as a member of Head Coach Jake Dickert's coaching staff, being named tight ends coach/special teams coordinator on Jan. 14, 2022.

Whitworth joined the Cougar program having spent the previous three seasons as the special teams coordinator/running backs coach at Texas State in San Marcos, Texas.

In 2023, Cougar special teams shined, finishing second in the Pac-12 and 18th nationally in net punting at 41.7 ypp. The kickoff return unit also finished second in the Pac-12 at 22.0 ypr, which ranked 32nd nationally. That included a 98-yard kickoff return by Leyton Smithson against Colorado, the first by a Cougar since the 2018 season. Junior punter Nick Haberer was fourth in the Pac-12 and 26th nationally at 44.4 ypp, the highest average of his three-year career.

Whitworth's first season in Pullman saw the Cougar special teams finish second in the Pac-12 in net punting at 41.4 ypp and punt return defense (3.9 ypr), both which placed 20th nationally. WSU was third (21.6 ypr) in kickoff returns and fifth in punt returns (9.1 ypr) in the Pac-12, respectively. Whitworth mentored punter Nick Haberer and punt returner Robert Ferrel to All-Pac-12 Honorable Mention honors.

During his time at Texas State, Whitworth led a resurgence in special teams play as the Bobcats led the Sun Belt Conference in punt returns and kickoff coverage during the 2020 season. During that season, The Bobcats featured Texas State's first FBS First-Team All-American return specialist Jeremiah Haydel, an All-Sun Belt Conference punter, and kicker. Haydel ranked third nationally in combined kick return yardage and was one of only two FBS players to return a kickoff and punt for touchdowns in his first season as a returner. Seamus O'Kelly was named Second-Team All-Sun Belt Conference punter by Pro Football Focus after averaging 41.0 yards on 57 punts. Phil Steele named Seth Keller a Fourth-Team All-Sun Belt kicker after scoring 62 points with eight field goals and 32 extra points.

The Bobcat offense was also stellar in 2020, increase its rushing output by nearly 65 percent from the previous season and averaged 369.7 yards of total offense and 27.7 points per game. It was the most yards gained for the Bobcats since 2015 and the most points scored since 2014.

Whitworth also coached running backs Brock Sturges, Calvin Hill, and Jahmyl Jeter, who combined to rush for 1453 yards and 13 touchdowns on 259 carries in 2020. Hill was a Third-Team All-Sun Belt selection by Pro Football Focus, and Sturges was named Honorable Mention All-Sun Belt in a poll of Sun Belt coaches and media.

The Bobcats also ranked third among Sun Belt leaders in kickoff returns with a 23.1 average in 2019. DeJordan Mask led the league in kickoff returns with a 29.5 average, while Hutch White was second in punt returns with an 8.6 average that year.

Prior to Texas State, Whitworth spent four

seasons (2015-18) at Portland State and turned former wide receiver David Jones into a 1,000-yard rusher as a running back. The Vikings ran for over 3,000 yards and 33 touchdowns in 2015. Meanwhile on special teams, kicker Jonathan Gonzales enjoyed an All-Conference season and punter Marcus Kinsella became one of the most reliable players on the team, kick returner Kahlil Dawson averaged over 25 yards per return, and long snapper Kameron Canaday earned Third-Team All-American honors.

In 2016, Portland State's offensive backfield averaged 243 yards per game and 35 total touchdowns. Nate Tago and Paris Penn earned Honorable Mention All-Big Sky Conference honors after combining for over 1,400 yards and 20 TDs. Meanwhile, Gonzales was named Third-Team All-Big Sky and Kinsella was an Honorable Mention All-Big Sky selection.

Mitchell Thompson earned Second Team All-Big Sky honors in 2016 and was an Honorable Mention selection in 2017 as a special teams player. In 2018, his freshman kicker Cody Williams was named a Third-Team All-Conference kicker.

Whitworth arrived at Portland State after serving in a similar role at Central Washington from 2011-14. In 2013, his Wildcat special teams ranked fifth nationally in punt return defense, 11th in kick return average and 13th in kick coverage. The 2014 team led the nation in kick return average (25.7) and 18th in punt return average (14.4).

Before joining Central Washington's staff, he was the offensive coordinator at Montana Western in 2010, and Idaho State's special teams recruiting and summer coordinator from 2003-10.

His 2010 special teams unit was the top overall unit in the Big Sky Conference after leading the league net punting, kick return defense and punt returns, and finishing second in kick returns.

He began his coaching career as a graduate assistant with the Bengals, working with the running backs and special teams, from 2001-2002.

Whitworth also played at Idaho State, earning Honorable Mention All-Conference honors as a running back and kick returner. He earned bachelor's degree in business administration and business finance at Idaho State in 2001.

COACHING CAREER

2022-Present	WASHINGTON STATE
	<i>Tight Ends / Special Teams Coordinator</i>
2019-21	TEXAS STATE
	<i>Special Teams Coordinator / Running Backs</i>
2015-18	PORTLAND STATE
	<i>Special Teams Coordinator / Running Backs</i>
2011-14	CENTRAL WASHINGTON
	<i>Special Teams Coordinator / Running Backs</i>
2010	MONTANA WESTERN
	<i>Special Teams Coordinator / Running Backs</i>
2003-09	IDAHO STATE
	<i>Special Teams Coordinator / Recruiting Coord. (2003-09)</i>

PLAYING CAREER

1998-2001	IDAHO STATE
	<i>Running Back / Kick Returner</i>

EDUCATION

BA, Business Administration & Finance	IDAHO ST., '01
---------------------------------------	----------------

Whitworth and his wife, Erin have one daughter, Olivia, and one son, Colt.





**ALLEN
BROWN**
CORNERBACKS / FIRST YEAR

Washington State Head Football Coach Jake Dickert announced March 5, 2024, the addition of Allen Brown as the Cougars cornerbacks coach.

Brown arrived in Pullman having spent the 2023 season in a quality control role at the University of Florida, working with the defensive backs. In his one season in Gainesville, Brown worked with Jordan Castell, who was recognized with Freshman All-SEC and Freshman All-America honors.

He joined Florida after spending the 2022 season at Cal in the role of quality control - defense. While there, Brown worked with three All-Pac 12 defensive backs including safety Daniel Scott, who was selected on the fifth round of the 2023 NFL Draft by the Indianapolis Colts. Brown also mentored Freshman All-American cornerback Jeremiah Earby during his time at Cal.

Brown coached at his alma mater, Eastern Washington University from 2019-2021 as the cornerbacks coach / defensive pass game coordinator. During his time with the Eagles, the program had five all-conference defensive backs and a freshman All-America selection in Tre Weed. EWU concluded the 2021 season ranked No. 7 in the country after making it to the second round of the FCS playoffs.

Prior to his return to Cheney, Brown was the cornerbacks coach at Cal Poly-San Luis Obispo for four seasons (2015-18) after being a defensive intern for Eastern Washington in 2014. While at Cal Poly, the Mustangs finished the 2016 season at 7-5 after reaching the FCS Playoffs for the first time in four years. In 2018, Brown mentored Dominic Frasch to third-Team All-America honors after the senior led the nation in passes defended with 1.9 per game.

Brown was a safety for EWU from 2009-13. He played in 51 career games and totaled 237 tackles, 15 pass breakups and four interceptions. Brown was a three-time all-conference selection and was part of the 2010 FCS national championship team, as well as FCS Playoff

semifinal appearances in 2012 and 2013. In his four years on the field as an Eagle, Brown helped EWU compile a 42-13 record overall and 27-5 mark in the Big Sky Conference.

A native of Tacoma, Wash., Brown graduated from Eastern Washington in 2014 with a bachelor's degree in business administration. He is a 2009 graduate of Foss High School in Tacoma, Wash., where he was a wide receiver and defensive back in football and also competed in basketball and track and field. His high school and EWU teammate was Nick Edwards, who is WSU's wide receivers coach.

COACHING CAREER

2024-Present	WASHINGTON STATE <i>Cornerbacks</i>
2023	FLORIDA <i>Quality Control-Cornerbacks</i>
2022	CALIFORNIA <i>Quality Control-Defense</i>
2019-21	EASTERN WASHINGTON <i>Defensive Pass Game Coordinator / Cornerbacks</i>
2015-18	CAL POLY <i>Cornerbacks</i>

PLAYING CAREER

2009-13	EASTERN WASHINGTON <i>Safety</i>
---------	-------------------------------------

EDUCATION

BA, Business Administration	EAST. WASHINGTON, '14
-----------------------------	-----------------------





NICK EDWARDS
WIDE RECEIVERS / SECOND YEAR

Nick Edwards begins his second season on Head Coach Jake Dickert's staff after being named the Cougars' wide receivers coach on Jan. 24, 2023. Edwards is no stranger to the Pacific Northwest or the Pac-12, having graduated from Eastern Washington University and also spending three seasons on the staff at California.

In his first season in Pullman, Edwards mentored a group of receivers that featured six different players with double-digit receptions, including three with 60-plus. Senior Lincoln Victor went from 26 receptions for 245 yards and zero touchdowns as a junior to a team-leading 89 catches, fourth in the Pac-12, for 860 yards and five touchdowns en route to All-Pac-12 honors. His 8.1 catches per game were tops in the Pac-12 and third nationally while also setting WSU single-game and Autzen Stadium record with 16 catches at No. 9 Oregon. First-year Cougar receivers Kyle Williams and Josh Kelly combined for 122 catches, 1,766 yards and 14 touchdowns.

Edwards arrived in Pullman having spent the 2022 season as an offensive assistant with the Atlanta Falcons, working alongside the offensive coordinator with game plan duties.

Edwards joined Atlanta's staff after spending two seasons (2020-21) as the offensive coordinator and wide receivers coach at Cal Poly University in San Luis Obispo, Calif. In 2020, Edwards participated in the NFL's Bill Walsh Diversity Coaching Fellowship with the Minnesota Vikings.

Prior to his time at Cal Poly, Edwards spent three seasons (2017-19) as the wide receivers and running backs coach at Cal. Edwards spent his first two campaigns at Cal working with the team's wide receivers, including the duo of Vic Wharton III and Kanawai Noa, before coaching running backs in 2019.

Edwards also spent three seasons (2014-16) at his alma mater, Eastern Washington University, as the wide receivers coach where he coached future NFL wide receivers Cooper Kupp and Kendrick Bourne. In 2015, Kupp was named the FCS ADA National Offensive Player of the Year, STATS FCS National Offensive Player of the Year and was first-team All-Big Sky for a second consecutive season. In 2016, both Kupp and Bourne earned all-conference honors, while Kupp earned FCS ADA National Offensive Player of the Year for a second consecutive year.

As a student-athlete, Edwards played four seasons (2009-12) at Eastern Washington University, where he helped the Eagles win the 2010 FCS national title as a sophomore when he started all 15 games and had 57 catches for 614 yards with seven touchdown grabs. As a junior in 2011, Edwards was selected to nine FCS All-America teams – seven first-team selections – after catching a school-record 95 passes for 1,250 yards and 19 touchdowns to lead the FCS. After graduating in 2012, he was signed by the Minnesota Vikings following the 2013 NFL Draft.

Edwards was on offseason NFL rosters with Arizona and Seattle and turned down an opportunity to play for Edmonton in the Canadian Football League before moving into coaching full-time in 2014.

A graduate of Foss High School in Tacoma, Wash., Edwards and his wife, Macca, have two sons, Kashmir and Kyrie.

COACHING CAREER

2023-Present	WASHINGTON STATE <i>Wide Receivers</i>
2022	ATLANTA FALCONS <i>Offensive Assistant</i>
2020-21	CAL POLY <i>Offensive Coordinator / Wide Receivers</i>
2017-19	CALIFORNIA <i>Running Backs (2019)</i> <i>Wide Receivers (2017-18)</i>
2014-16	EASTERN WASHINGTON <i>Wide Receivers</i>

PLAYING CAREER

2013	MINNESOTA VIKINGS <i>Wide Receiver, Free Agent</i>
2009-12	EASTERN WASHINGTON <i>Wide Receiver, 2011 All-American</i> <i>2010 FCS National Champions</i>

EDUCATION

BA, Recreation Management **EASTERN WASHINGTON**, '12





**FRANK
MAILE**
EDGES / SECOND YEAR

Frank Maile begins his second season on Jake Dickert's staff after being named the Cougars' edges coach Jan. 6, 2023.

In his first season coaching the edges, Maile elevated WSU's arguably strongest unit into one of national prominence. Under Maile's tutelage, Brennan Jackson earned All-Pac-12 Second Team honors after posting 57 tackles, 12.5 TFL's and 8.5 sacks, which ranked fourth in the Pac-12 and 20th nationally. Against Colorado, Jackson became the first Cougar to record two fumble recoveries for touchdowns in a game in program history. Jackson's bookend, Ron Stone, Jr., added 11 TFL's and five sacks en route to All-Pac-12 honors. Maile mentored Jackson's ascension into a fifth-round draft pick of the Los Angeles Rams while Stone signed a free agent contract with the Las Vegas Raiders.

Prior to WSU, Maile (MY-lay) spent two seasons at Boise State where he served as the Broncos' assistant head coach and defensive line coach. During the 2022 season, the Bronco defense led the way to a 10-4 overall record, including a victory over North Texas in the Frisco Bowl. The Broncos finished ninth in total defense, sixth in pass defense and 16th in scoring defense. Senior defensive tackles Scott Matlock and Devini Obichere led all defensive linemen with 6.5 tackles-for-loss while senior edge Demetri Washington had a team-best 4.5 sacks.

Under Maile's guidance in 2021, seven different Bronco defensive linemen registered a sack, including 2021 All-Mountain West Second-Team honoree Scott Matlock who notched a team-leading seven sacks. Matlock also accounted for 8.5 tackles-for-loss, the most among all Bronco defenders, and his 41 tackles (29 solo) led all Boise State defensive

linemen.

Prior to Boise State, Maile spent five years at his alma mater, Utah State. In 2020, he served as the Aggies' co-defensive coordinator and defensive line coach. He was also the interim head coach for Utah State's final three games of the season.

Maile began his coaching career as a defensive graduate assistant at Utah State in 2009. He moved into a full-time role as the Aggies' defensive line coach in 2011.

After a two-year stint (2014-15) at Vanderbilt as the defensive line coach, he returned to his alma mater as the Aggies' assistant head coach, co-defensive coordinator and defensive line coach in 2016. He was the interim head coach in Utah State's 2018 New Mexico Bowl victory over North Texas.

In 2019, he worked with tight ends. Four Aggies earned All-Mountain West honors on offense, including tight end Caleb Repp, an honorable mention selection. Repp signed an NFL contract with the Atlanta Falcons.

During the 2018 campaign, Maile helped coach a Utah State defense that led the country in turnovers forced (32), interceptions (22) and three-and-outs forced (5.69 per game). The Aggies also ranked third in the NCAA with six defensive touchdowns. The Aggies tied the school records for wins (11) and home wins (six). Utah State was nationally-ranked for six-straight weeks for the first time in school history and finished No. 22 in the final Associated Press poll.

The Aggies allowed 182.5 passing yards per game in 2017 to rank 19th nationally. Utah State forced 29 turnovers, sixth-most in the NCAA. The Aggies were tied for second nationally with 16 forced fumbles and were fourth with five defensive touchdowns.

Utah State yielded 176.5 passing yards per game in 2016 to rank 10th in the NCAA. Ricky Ali'ifua was All-Mountain West honorable mention before signing a free agent contract with the Kansas City Chiefs and playing for the Seattle Seahawks.

At Vanderbilt, Maile helped the Commodores rank in the top 35 nationally in nine defensive categories during the 2015 season.

From 2011-13, Maile coached five all-conference honorees in his role as the defensive line coach, including first-team selection Al Lapuaho. Utah State was 28-13 during that span, won a pair

COACHING CAREER

2023-Present	WASHINGTON STATE <i>Edges</i>
2021-22	BOISE STATE <i>Assistant Head Coach / Defensive Line</i>
2016-20	UTAH STATE <i>Assistant Head Coach / Co-Defensive Coordinator / Defensive Line Interim Head Coach (Final 3 Games, 2020) Interim Head Coach (2018 New Mexico Bowl)</i>
2014-15	VANDERBILT <i>Defensive Line</i>
2009-13	UTAH STATE <i>Defensive Line (2011-13) Defensive Graduate Assistant (2009-10)</i>

PLAYING CAREER

2004-07	UTAH STATE <i>Defensive Line 2007 Team Captain, 42 games played</i>
---------	--

EDUCATION

MA, Education	UTAH STATE, '10
BA, Interdisciplinary Studies	UTAH STATE, '07

of bowl games (three appearances) and captured the 2012 Western Athletic Conference title.

In 2013, the Aggies' defense led the Mountain West in scoring defense (17.1 points per game), rushing defense (106.7 yards per game) and total defense (330.9 yards per game). Utah State was in the top 15 nationally in all three categories.

The Utah State defense was ranked in the nation's top 15 in five categories during the 2012 season, including leading the WAC in scoring defense (15.4 points per game) and total defense (322.1 yards per game). The Aggies also led the WAC in total defense (366.2 yards per game) in 2011.

A native of West City, Utah, Maile played at Utah State from 2004-07. He made 21 starts in 42 appearances and was a team captain as a senior in 2007.

Maile earned his bachelor's degree in interdisciplinary studies from Utah State in 2007 and added a master's in education in 2010.

He and his wife, Heather, have three sons, Maximus, Samson and Titan, and a daughter, Cecilia.





JORDAN MALONE

DEFENSIVE PASS GAME COOR. / SAFETIES / NICKELS
FIFTH YEAR

Jordan Malone begins his fifth season at Washington State, and third coaching the safeties and nickels on Head Coach Jake Dickert's staff. Malone began in 2020 as a defensive analyst before being named the cornerbacks coach Oct. 22, 2021, under Dickert. Following the 2023 season, Malone added defensive pass game coordinator to his title.

In 2023, Malone's safeties/nickels group accounted for two of the top three tacklers on the team as RS-sophomore Jaden Hicks was second with 79 tackles, six TFL's and two interceptions. Senior Sam Lockett added 73 tackles, three TFL's and two picks. Malone's unit accounted for six of the team's eight interceptions, taking two back for touchdowns. Under Malone's guidance, Hicks became a fourth-round selection in the 2024 NFL Draft by the Kansas City Chiefs.

During the 2022 season, the Cougar defense ranked third in the Pac-12 Conference in scoring at 22.9 ppg, and second in red zone defense. Cougar safeties and nickels accounted for five of WSU's 12 interceptions, while also having three of the top five tacklers in 2022. Malone mentored safety Jaden Hicks to Freshman All-America Third Team honors by College Football News, finishing second on team with 76 tackles, most among Pac-12 Conference freshmen defenders. He also guided redshirt-senior nickel Armani Marsh to All-Pac-12 Honorable Mention accolades for the second-straight season.

Malone finished his second year on the Cougar coaching staff in 2021, beginning the year as a defensive analyst before being elevated to cornerbacks coach on Oct. 22. During his seven games overseeing that unit, the Cougar pass defense showed dramatic improvement, allowing 193.7 yards per game over the final six contests, compared to 236.6 ypg in the first seven games. Under Malone, the Cougar defense picked off eight passes in the final six games.

Malone mentored senior Jaylen Watson, who garnered 2021 All-Pac-12 honorable mention honors for the second-straight season, while Watson and fellow senior Derrick Langford Jr. each had two interceptions in 2021. Watson was drafted in the seventh round of the 2022 NFL Draft by the Kansas City Chiefs, winning a Super Bowl title as a rookie.

Prior to WSU, Malone worked three seasons as the defensive coordinator and defensive backs coach at Augustana University (S.D.) where he produced one of the top Division II defenses in the country in 2019; fourth in scoring defense, fifth in takeaways, eighth in the third-down defense, No. 12 in rush defense and No. 19 in total defense. In his three seasons leading the Augustana defense, Malone produced one All-American, one All-Region selection and 16 all-conference honorees.

Prior to Augustana, Malone worked the 2015 and 2016 seasons as an assistant coach at his alma mater, Minnesota State University, Mankato where he coached the defensive backs, the punt and punt return teams and served as the recruiting coordinator. The 2015 defense finished among the top Division II defenses in the country including

total defense, rushing defense, scoring defense and fourth-down defense while the punt team led all of Division II in net punting. In 2015, Malone helped three players earn All-NSIC honorees, including an All-NSIC First Team selection in Jared Gillespie. Senior Justin Otto also went on to receive CoSIDA Academic All-American honors. In total, Maverick defensive backs tallied a total of nine interceptions and one fumble recovery.

In 2014, Malone served as the defensive backs coach and special teams coordinator for Augustana (S.D.). The Augie defensive backs tallied eight interceptions and two fumble recoveries. Prior to joining the Vikings' coaching staff, Malone spent the 2013 season with Augustana (Ill.) where he was responsible for the defensive backs and the strength and conditioning program. Malone boasted one all-conference player as the defense notched 24 turnovers.

Malone spent the 2010 season as the defensive coordinator and co-special teams coordinator at Simon Fraser University in British Columbia. Prior to his stint north of the border, he coached the outside linebackers and nickel backs at Central Arkansas in the 2008 and 2009 seasons where he guided three all-conference players. Malone also served as a graduate assistant working with the defensive backs at Emporia State University (Kan.) and Wayne State College (Neb.).

In the classroom, Malone earned his bachelor's degree in physical education from MSU in 2006, before completing his master's degree in health, physical education and recreation at Emporia State in 2007.

As a player, Malone played in 44 games through four seasons with the Purple and Gold and received All-NCC First Team and All-American honors in 2004. For his career, he tallied 216 tackles, seven interceptions, three fumble recoveries and ranked eighth all-time in solo tackles 141.



COACHING CAREER

2020-Present	WASHINGTON STATE
	<i>Def. Pass Game Coor. / Safeties/Nickels (2024-present)</i>
	<i>Safeties/Nickels (2022-23)</i>
	<i>Cornerbacks (2021)</i>
	<i>Defensive Analyst (2020-21)</i>
2017-19	AUGUSTANA (S.D.)
	<i>Defensive Coordinator / Defensive Backs</i>
2015-16	MINNESOTA STATE, MANKATO
	<i>Defensive Backs / Recruiting Coordinator</i>
2014	AUGUSTANA (S.D.)
	<i>Defensive Backs / Special Teams Coordinator</i>
2013	AUGUSTANA (ILL.)
	<i>Defensive Backs / Strength & Conditioning</i>
2010	SIMON FRASER
	<i>Defensive Coordinator / Co-Special Teams Coordinator</i>
2008-09	CENTRAL ARKANSAS
	<i>Outside Linebackers / Nickels</i>

PLAYING CAREER

2000-04	MINNESOTA STATE, MANKATO
	<i>Cornerback, All-American</i>

EDUCATION

MA, Health, Physical Ed., Recreation	EMPORIA ST, 07
BA, Physical Education	MINNESOTA STATE, 06



JARED
KASTER
OFFENSIVE LINE / FIRST YEAR

COACHING CAREER

2024-Present	WASHINGTON STATE <i>Offensive Line</i>
2023	AUSTIN PEAY <i>Co-Offensive Coordinator / Offensive Line</i>
2023	UTEP <i>Offensive Line</i>
2018-22	HOUSTON CHRISTIAN <i>Offensive Line</i>
2016-17	TEXAS TECH <i>Offensive Line Assistant / Offensive Quality Control</i>

PLAYING CAREER

2012-15	TEXAS TECH <i>Center</i>
---------	-----------------------------

EDUCATION

BA, University Studies	TEXAS TECH, '15
------------------------	-----------------

Jared Kaster begins his first season on Head Coach Jake Dickert's staff after being named offensive line coach on March 1, 2024.

Kaster spent the 2023 season at Austin Peay, serving as co-offensive coordinator and offensive line coach. Following the 2023 campaign, Kaster briefly served as the offensive line coach at UTEP, before joining Coach Dickert's staff.

During the 2023 season, Kaster helped the Governors to their second-straight conference title, and first in the United Athletic Conference. He helped guide an offense averaged 34.1 points per game, ninth in the FCS and first in the UAC, while its 427 yards per game of total offense ranked second in the conference. Austin Peay's passing efficiency (162.2) ranked third in the country and first in the conference.

During his one season at Austin Peay, the Governors produced six all-conference players on offense, including three offensive linemen: center Jalen Armstrong, right guard/center Chandler Kirton and left tackle Isaiah Wright.

Kaster arrived at Austin Peay after spending five seasons (2018-22) at Houston Christian. During the 2021 season, Kaster mentored Christian Hood in becoming the first offensive lineman in program history to earn First Team All-Southland honors. During the 2019 slate, Kaster's offensive line helped the Huskies rack up 462.6 yards of total offense per game, ranking 12th in the FCS and second in the Southland Conference.

Prior to joining the HCU staff, Kaster was the offensive line assistant and offensive quality control for head coach Kliff Kingsbury at his alma mater, Texas Tech, in 2016 and 2017.

He played four seasons for the Red Raiders from 2012-2015, where he was voted one of five team captains in 2015 and earned All-Big 12 Honorable Mention three times at center. He started 37-straight games to finish his career and in 2015, helped pave the way for Texas Tech's first 1,000 yard rusher since 1998. He earned a bachelor's degree in university studies in 2015.

An Altair, Texas, native, Kaster played at Altair Rice High School, where he was ranked the No. 5 center prospect in the nation by Rival.com, No. 8 by ESPN.com and was a Class 2A All-State selection in 2010.

Kaster and his wife, Caitlyn, have one daughter, Sadie.



Brent Vernon is in his third season as the chief of staff for Head Coach Jake Dickert. Dickert and Vernon spent three seasons together (2017-19) when both worked on Craig Bohl's staff at Wyoming. Vernon's role at WSU includes the administrative operations of the team, including oversight of team budget, serving as liaison with the athletic administration as well as academic and Cougar medical staffs. In his first season with the Cougars, WSU earned a trip to the LA Bowl.

Vernon arrived in Pullman after spending the previous 13 seasons at Wyoming. Vernon was promoted to Associate A.D. for Football Operations in the summer of 2018. He was previously promoted to the position of Assistant Athletics Director for Football Operations in the spring of 2017. He previously served in the roles of Executive Assistant to the Head Coach and Assistant Director of Football Operations in 2012. In 2011, Vernon served as Wyoming's Director of Recruiting, being promoted from his previous position as the Cowboys' offensive graduate assistant in 2009 and '10.

In 2021, Vernon was a member of Wyoming's victorious Famous Idaho Potato Bowl squad after Wyoming defeated Kent State, his 10th bowl game of his young career. He helped the Cowboys to the 2019 NOVA Home Loans Arizona Bowl while helping in Wyoming's win in the 2017 Famous Idaho Potato Bowl, appearance in the 2016 San Diego County Credit Union Poinsettia Bowl, its appearance in the 2011 Gildan New Mexico Bowl and its 2009 New Mexico Bowl Championship, as the Cowboys defeated Fresno State 35-28 in double overtime. While a student assistant at Missouri, the Tigers appeared in four consecutive bowl games from 2005-08.

While at Wyoming, Vernon coordinates a variety of administrative duties for Cowboy Football, including: planning team travel, monitoring the football budget, serving as a liaison with the academic counseling staff and helping coordinate team functions.

While serving as the Director of Recruiting in 2011, Vernon was responsible for coordinating all recruiting efforts for Cowboy Football, including: implementing Wyoming's recruiting plan for the year, scheduling recruiting travel, organizing recruiting weekends, assuring compliance with NCAA rules relative to recruiting and managing the recruiting budget.

Vernon was Wyoming's offensive graduate assistant in 2009 and 2010. He assisted with practice preparation, scout team coordination and a variety of other administrative and coaching duties for the Cowboy Offense. He also was involved in signaling plays from the sideline on game days.

Prior to Wyoming, Vernon was at the University of Missouri where he was a student assistant with the Mizzou Football program for five seasons from August 2004 to December 2008. At Missouri, he assisted the tight ends' coach, broke down practice and game film and prepared scouting reports. During that five-year span, Missouri enjoyed unprecedented success. The Tigers won the 2005 Independence Bowl over South Carolina, played Oregon State in the 2006 Sun Bowl, won the Cotton Bowl over Arkansas at the conclusion of the 2007 season and defeated Northwestern in the 2008 Alamo Bowl.

Vernon completed his bachelor of science degree in business administration, with an emphasis in management, at Missouri in December of 2008. Vernon achieved Dean's List honors all four years of college. He was also named the University of Missouri Athletics' Student Assistant of the Year in 2008.

He and his wife, Emily, were married in the summer of 2017. They have a son, Theo, and a daughter, Sophie.

Former Cougar defensive lineman Kingston Fernandez returned to Pullman prior to the 2023 season and is in his second season as Washington State's Assistant Director of Football Operations.

Fernandez worked the 2021 season coaching the defensive line at Willamette University in Oregon.

Fernandez played five seasons at Washington State (2014-18), lettering twice and was a member of four straight bowl teams. The Kapolei, Hawaii native appeared in eight games on the 2016 Holiday Bowl team, played in four games on the 2017 Holiday Bowl team and capped his career with the 2018 team who set a school record with 11 wins and a win in the Alamo Bowl.

Fernandez played at Kapolei High School where he earned All-State honors as a senior, was named a team captain and rated the No. 2 overall prospect in Hawaii.

Fernandez graduated with his degree in social sciences from Washington State in 2019. Fernandez and his wife, Miranda, have a young son, Kash.



Ben Iannacchione begins his second season on Head Coach Jake Dickert's staff after being named WSU Football's Head Strength and Conditioning Coach December 20, 2022. Iannacchione is no stranger to Dickert as the two worked together when both were on Craig Bohl's staff at Wyoming during the 2018-19 seasons.

Iannacchione arrived in Pullman having spent the 2022 season as the head strength and conditioning coach at Akron on Joe Moorhead's staff. A former standout offensive lineman who played collegiately at Boise State, Iannacchione arrived at Akron after spending the 2021 campaign on the Pitt football strength and conditioning staff.

Iannacchione returned to his hometown of Pittsburgh with impressive coaching credentials having previously served as the director of sports performance for the football programs at Kansas (2020) and Wyoming (2018-19). Iannacchione was the associate strength and conditioning coach at LSU (2016-17), where he had oversight of the Tigers' running backs, fullbacks, tight ends, and linebackers.

Iannacchione worked at LSU for four years from 2011-15 before returning in 2016. After a one-year intern stint in Baton Rouge, Iannacchione was elevated to fulltime assistant strength coach in 2012, overseeing the training of the Tigers' offensive line. Additionally, he was the lead strength coach for the men's and women's swimming teams.

During his time at LSU, Iannacchione was an instrumental figure for six bowl teams, including the 2011 SEC-title team that advanced to the BCS National Championship Game.

In 2015, he was the head strength and conditioning coach at Youngstown State, where he worked primarily with the football program.

A first-team All-Quad East performer at Baldwin High School, Iannacchione played collegiately at Boise State, lettering twice on the offensive front. Over his four-year career (2005-08), the Broncos compiled a 44-8 record, including three Western Athletic Conference (WAC) titles and three bowl games. The 2006 team went 13-0 and earned a No. 5 final national ranking after beating Oklahoma in the Fiesta Bowl.

Iannacchione graduated from Boise State in 2008, earning a bachelor's degree in communications. He then earned a master's degree in kinesiology from LSU in 2012.

He and his wife, Renee, have three children: daughter Luciana and sons Salvatore and Sonny.



Tristan White begins his second season on the Cougar Head Coach Jake Dickert's staff as an assistant football strength and conditioning coach.

White arrived in Pullman having spent the past three years with the football program at Montana State. He began as a graduate assistant for the first two years before moving into a full-time role as the assistant director of football strength and conditioning in January of 2022.

White began in the field serving an internship with the University of Wyoming football programs in 2019 while finishing up his undergraduate degree in Kinesiology. He also holds a master's of health science in community health from Montana State.

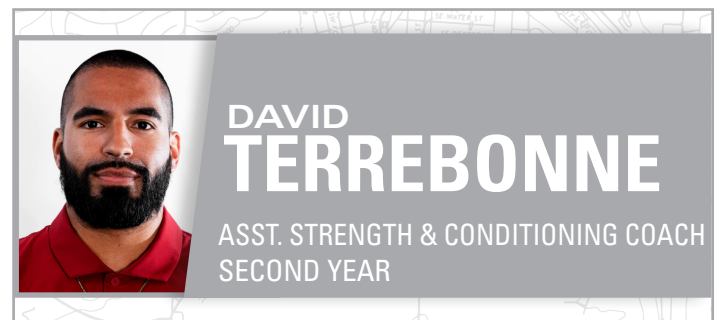


Jake Beckett begins his third season on the Washington State Strength & Conditioning Staff after joining the Cougars in the spring of 2022.

Beckett arrived in Pullman after spending the previous year in a similar capacity at Florida Atlantic. From 2019-20, he served as a graduate assistant at the University of South Carolina, where he was responsible for the day-to-day accountability of the players, Catapult analytics and assisted with daily weight room training sessions and on-field sprinting and conditioning sessions.

Beckett has spent time as a strength and conditioning coach at Tennessee Martin at Middle Tennessee State after beginning his coaching career as an intern at South Carolina.

Beckett played three seasons of Rugby at Coastal Carolina, earning 2015 NCAA Division II honorable mention honors. He received his bachelor's degree in exercise and sports science in 2016 and his master's in family and consumer science from Tennessee Martin in 2020.



David Terrebonne begins his second season with the Cougars Football Staff as Assistant Strength and Conditioning Coach.

Prior to joining the Washington State University staff, Terrebonne served as personal training counselor in Pasadena, Texas. He was also the director of sports performance for RedLine Athletics Webster, a speed and agility training center in Webster, Texas.

Additionally, Terrebonne has completed strength and conditioning internships for Texas Tech football and La Porte High School.

Terrebonne received his bachelor's degree in health human performance (strength and conditioning) from Henderson State University, where he was a member of the football team. In 2019 he served as team captain, served as a member of the Student-Athlete Advisory Committee (SAAC), and was a representative for the university at the NCAA APPLE Conference, an annual three-day national training institute for student-athletes, athletics administrators and campus partners dedicated to substance abuse prevention and health promotion of college athletes.



Colt Garrett begins his second season on Head Coach Jake Dickert's staff, serving as a graduate assistant on the offensive side of the ball.

Garrett spent the 2022 season as an offensive quality control assistant at Western Kentucky, working under current Cougar Offensive Coordinator Ben Arbuckle. Last season, Western Kentucky posted a 9-5 record, defeated South Alabama in the New Orleans Bowl, and finished seventh nationally in total offense and second in passing offense.

During the 2021 season, Garrett worked as a graduate assistant coach at Mary Hardin-Baylor, working primarily with quarterbacks. That season, Mary Hardin-Baylor went 15-0 and captured the NCAA Division III National Championship.

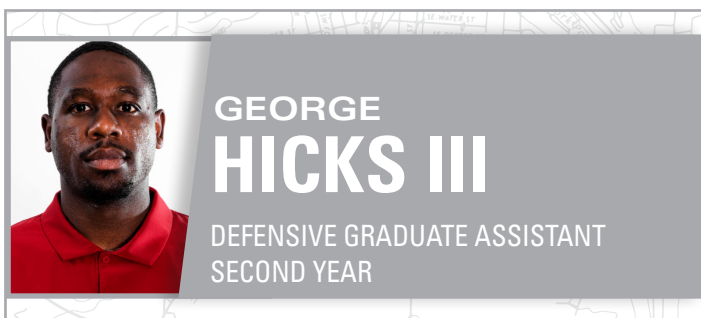
Garrett played quarterback at Texas Tech University from 2016-2019 and at Angelo State University in 2020. He was an All-Big XII Academic Team member from 2016-2018 and earned all-LSC honors in 2019 and 2020. Garrett graduated from Texas Tech University in 2019 with a degree in kinesiology. He also earned his MBA from Angelo State University in 2020.



Carter Webb is in his first season on Head Coach Jake Dickert's staff, serving as an offensive graduate assistant, working primarily with the offensive line.

Webb arrived in Pullman having spent the previous four seasons on the staff at Western Kentucky, where he worked under current Cougar offensive coordinator Ben Arbuckle, first as a student assistant followed by a year as a graduate assistant for the Hilltoppers. In his first season as a GA (2022), WKU's offense accounted for 497.3 ypg of total offense, which ranked sixth in the nation, while their 352.2 ypg in passing offense and 36.4 ppg rank second and 14th, respectively, nationally.

Webb received his degree from WKU in 2020.

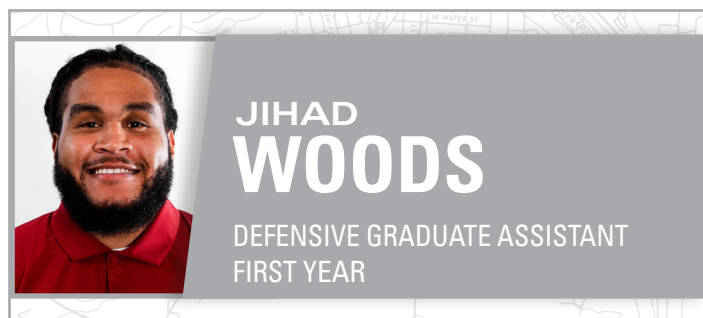


George Hicks III is in his second season on Head Coach Jake Dickert's staff, serving as a defensive graduate assistant.

Hicks begins his coaching career at his alma mater, where he spent five seasons in a Cougar uniform (2017-21).

On the field, Hicks appeared in 46 games totaling 127 tackles, four of those being for loss. He had two career interceptions, three forced fumbles, and 12 pass breakups during his time at WSU. During his final year, Hicks was named Pac-12 Conference Defensive Player of the Week after making 10 tackles and an interception in the win over Oregon St. Hicks helped WSU to four bowl games and matched a career high of six tackles against Air Force in the Cheez-It Bowl during his junior year.

Hicks graduated in 2021 with a bachelor's degree in political science.



Jihad Woods is in his second season on Head Coach Jake Dickert's staff and first as a defensive graduate assistant. In his first season back in Pullman, Woods served as a defensive high school scout in the recruiting area and also served as a liaison with Cougar football alumni.

Woods returned to Pullman after spending 2016-2021 as a student-athlete and a five-year letterwinner on the Cougar Football team.

Appearing in 56 games, Woods tied the Cougar career record of games played, and also had the fourth-most career tackles at WSU, 428. He set the record for most forced fumbles, 10, and also had three career fumble recoveries to go along with five career interceptions.

Woods was a four-time All-Pac 12 Conference recipient while setting the record for most starts in WSU history with 51. Woods was a part of five bowl games during his time in Pullman and set the WSU bowl game and Cheez-It Bowl game record with 20 tackles against Air Force to end the 2019 season.

After graduating in 2021 with a bachelor's degree in humanities, Woods signed a free-agent contract with the Pittsburgh Steelers.



Justin Kramer begins his third season on Head Coach Jake Dickert's staff, and first as the special assistant to the head coach and assistant offensive line coach. In 2022, Kramer served as the program's director of scouting.

Kramer arrived in Pullman after spending the previous two seasons at Southeast Missouri State, where he was the assistant head coach and coached tight ends. It marked the second stint at SEMO for Kramer, who was an assistant coach with the Redhawks from 2006-12 before moving on to coaching positions at Missouri and Missouri State.

He was at Missouri State for five years (2015-19) as the Bears offensive coordinator and offensive line coach, and worked with the tight ends and special teams during his time in Springfield.

Under Kramer's direction, MSU's special teams were some of the most consistent units in the Missouri Valley Football Conference. The Bears ranked among the Valley's top three units in kickoff return average (22.2), punt return average (13.0), punt average (41.0) and field goals made per game (1.09) in 2018.

Kramer initially left SEMO to join Gary Pinkel's staff at Missouri, where he worked with Dave Steckel in shaping one of the SEC's top defensive units. Steckel was later the head coach at Missouri State.

Kramer was a key defensive analyst for the Tigers and also served as the assistant director of recruiting during his tenure at Mizzou. In that role, he helped oversee scouting and assisted the staff with scripting and practice planning. Kramer helped coordinate Missouri's football camps, as well.

At SEMO, Kramer coached four First-Team All-OVC offensive linemen. He mentored three All-Americans, including Sean Middleton, the FCS Rimington Award winner. Kramer's offensive line paved the way for the nation's #3 rushing offense and led the FCS with six sacks allowed in 2010.

Kramer joined the SEMO coaching staff for the first time as a graduate assistant in 2006, where he worked with the defensive line. He also served as director of football operations for a year and a half. A native of Liberty, Missouri, Kramer was a four-year letterman at Southern Illinois from 2002-05. He was a standout offensive lineman who was part of three Saluki NCAA Playoff teams and three Missouri Valley Football Conference titles.

Kramer and his wife, Killian, have a daughter, Leyna, and a son, Vince.



Justin Mesa begins his fourth season in Pullman and third under Head Coach Jake Dickert.

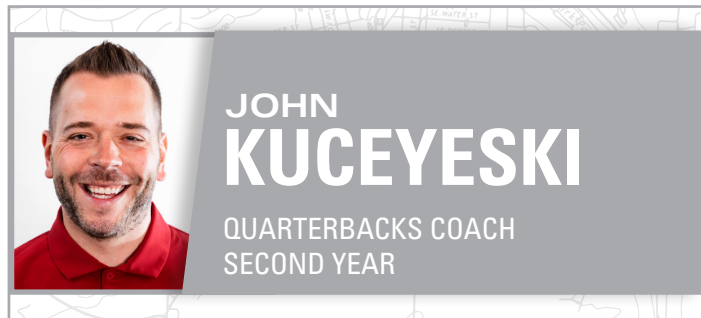
In his first season on the Cougar staff, Mesa served as the Cougars' Director of Transfer Recruiting after being hired in the summer of 2021. Last season, Mesa worked in an offensive quality control role.

Prior to Washington State, Mesa was the head coach for two seasons (2019, 2020 (played in Spring, 2021) at San Marino High School in California. Prior to SMHS, Mesa was the Director of Player Personnel at Wyoming for two seasons (2017-18), coached the wide receivers and field goal units at Dixie State University in 2016 and served as the offensive coordinator and quarterbacks coach at Loyola High School in Los Angeles, Calif., for three seasons (2013-15).

Mesa spent six seasons serving in a variety of administrative and coaching roles at the University of Southern California from 2007-12. He originally was involved as a recruiting and operations assistant at USC in 2007 and later assisted in coaching the Trojan wide receivers in 2008. The 2009 season saw Mesa being hired as a graduate assistant coach and was elevated to an assistant quarterback coaching position in 2010 before coaching the USC tight ends for two seasons (2011-12).

While at USC, Mesa was part of the Trojans' Rose Bowl Championship teams at the conclusion of the 2007 and 2008 seasons. He was also on the coaching staff when USC won the 2009 Emerald Bowl and earned a berth in the 2012 Sun Bowl.

Mesa completed his bachelor's degree in kinesiology from USC in 2007.



John Kuceyeski begins his second season on Head Coach Jake Dickert's staff, and first as the quarterbacks coach. Kuceyeski served in an offensive quality control role in 2023.

Kuceyeski arrived in Pullman from Western Kentucky, where he spent one season as the Hilltoppers director of player personnel. There he worked alongside current Cougar Offensive Coordinator Ben Arbuckle. Last season, Western Kentucky posted a 9-5 record, defeated South Alabama in the New Orleans Bowl, and finished seventh nationally in total offense and second in passing offense.

Prior to Western Kentucky, Kuceyeski served as the offensive coordinator and tight ends coach at Eastern Illinois for three seasons from 2019 to '21. While at EIU, he coached three All-OVC Newcomers, two All-Conference honorees and one Freshman All-American.

Kuceyeski worked at Cornell University as the running backs and tight ends coach for one season (2016) before becoming the offensive line coach for two years (2017-18). He also made stops at Iowa State University (Spring 2016) as the director of scouting, three years at Toledo (2013-15), the final two as the recruiting coordinator and Western Michigan (Spring 2013) as the Director of Player Personnel. Kuceyeski served as an offensive graduate assistant coach at Northwestern (2010-12), where he assisted with the offensive line, tight ends, wide receivers and special teams.

Kuceyeski graduated from Penn State University in 2009 with a bachelor's degree in finance while serving as a student manager and undergraduate assistant coach during his four years at the school. He is a native of Libertyville, Ill.

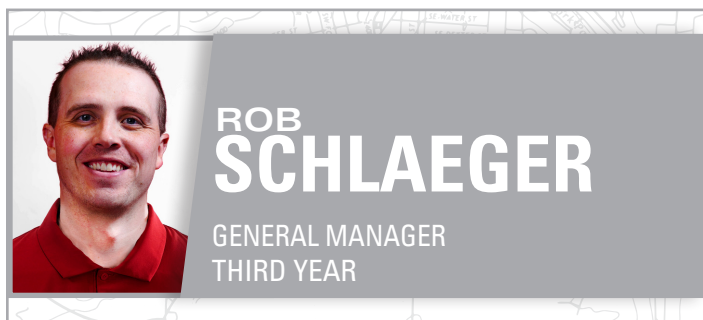


Calin Criner is in his first season as a member of Jake Dickert's staff, serving as assistant secondary coach. Criner arrives in Pullman after spending the past two years as a defensive graduate assistant at Boise State, culminating with a Mountain West Championship in 2023.

A two-time team captain at Eastern Washington (2016-21), Criner tallied nine interceptions, 273 tackles (eight for loss), 20 passes broken up, three forced fumbles and three fumble recoveries in his 54-game career (32 as a starter). His number of games played ties for the third-most in EWU history. Criner is tied for 11th in interceptions and pass break ups, and he places 15th on the all-time tackles leaderboard. He had five performances in his career with at least 10 tackles. Criner continued the legacy of wearing the No. 4 jersey for the Eagle Football team. Since the 2008 season when senior Jason Belford had the number, the coaching staff has selected a leader on defense to wear the jersey. It symbolizes the defensive player who most embodies the characteristics of defense at Eastern -- grit, toughness, effort, leadership and academic success.

His father, Mark, is a former player at Boise State and most recently spent three seasons (2021-23) as an assistant coach at Southern Miss. The long-time college coach previously had tenures at Idaho, Portland State, Utah State, Minnesota, Eastern Michigan, Cincinnati, Middle Tennessee State, Lamar, and Colorado State Pueblo, as well as stints with Seattle and Las Vegas in the XFL.

Calin is the grandson of former Boise State University head football coach Jim Criner (1976-82), who guided the Broncos to the 1980 NCAA Championship Subdivision (then I-AA) title. He was 59-21-1 overall and 34-12 in the Big Sky at BSU, and was later head coach at Iowa State (1983-86). Cal also has twin siblings, Jackson and Brooklyn.



Rob Schlaeger begins his third season on the Washington State Football staff and second as the program's General Manager. Schlaeger spent the 2020 season as the Cougars' director of player personnel.

Under Dickert, Schlaeger will oversee all of the Cougars' recruiting efforts, from identifying talent at the high school and collegiate levels, as well as managing the transfer portal.

Prior to WSU, Schlaeger spent the 2018 and 2019 seasons working with the defense at Minot State University (N.D.). Schlaeger worked as the MSU defensive front coordinator and defensive line coach. He worked the 2017 season as a defensive graduate assistant at the University of Wyoming, where he worked under Dickert, who was the school's safeties coach. Schlaeger also previously coached at West Florida and Southwest Minnesota State.

Schlaeger earned his bachelor's degree in physical education and sport management from Southwest Minnesota State in 2015, and completed his master's degree in coaching of sport, also from Southwest Minnesota State, in 2016.



Joel Diaz Romero is in his sixth overall season at Washington State and first as the director of recruiting. Diaz Romero spent the 2023 season as WSU's offensive high school scout on head coach Jake Dickert's 2023 staff.

As an undergraduate, Diaz Romero spent four seasons (2019-22) as a student assistant for Cougar Football, gaining more responsibility each season, assisting primarily on the offensive side of the ball. In addition to helping with running backs, Diaz Romero has helped with scout team coordination, gameday signal and charting responsibilities, as well as film breakdown and opponent scouting reports.

Diaz Romero was a sport management major at Washington State, earning his degree in the spring of 2023.



Taylor Long begins her second season as Washington State's Director of On-Campus Recruiting.

Lee joined WSU having spent the previous three seasons in the football program at San Diego State, the first two as office coordinator and last season as Assistant Director of Football Operations / Executive Assistant to Head Coach. Long provides executive-level administrative and professional support for the football staff. She was also responsible for overseeing daily internal operations and served as the team liaison for student-athletes, human resources, development, marketing and NFL personnel.

In addition, Long oversees the football student intern program and manages community engagements for coach Hoke and his players.

Prior to joining the Aztec staff, Long spent two years at the University of California, Berkeley, where she served as event operations and fan assistance coordinator at Memorial Stadium. Along with her endless administrative duties, Long created and executed a new fan assistance program for Golden Bear football games, managing all recruitment, hiring and training of employees.

During her time in the Bay Area, Long also had stints in facility operations with the Oakland Raiders and Golden State Warriors as a guest services representative.

Long received her bachelor's degree in communication and sport management from the University of Arizona in 2017 before earning a master's in sport management from the University of San Francisco in 2019.

As an undergraduate at Arizona, Long was the lead equipment manager for the Wildcat football program, training and overseeing a staff of 18 student managers. Additionally, she assisted the quarterback and tight end position coaches with the preparation and execution of practice drills.



Kyle Kuykendall is in his second season at Washington State and first as the Cougars' lead scout and NFL Liaison on Head Coach Jake Dickert's staff. Kuykendall spent the 2023 season as transfer scout.

Kuykendall arrived in Pullman having spent the previous eight months as a playerpersonnel intern for the Texas A&M Football recruiting department.

Kuykendall graduated from Texas A&M in May 2022 with a degree in sport management.



Owen Baebler is in his first year in a full-time role as a high school scout on Head Coach Jake Dickert's staff and fourth year overall working with the Cougar staff.

Prior to this season, Baebler spent three years as a student assistant, working with the defensive staff in a resource management role as well as on-field signaler each of the past two seasons.

Baebler received his degree in sport management from WSU in the spring of 2024.



Olivia Vea is in her fifth season as the video coordinator for Cougar football and second on Head Coach Jake Dickert's staff. Vea was named to the position in February 2020.

Vea coordinates all videotaping for WSU Football, focusing on gameday, practices and workouts. She also produces highlight packages, specialty projects for the football staff as well as handles all video needs throughout the recruiting process.

Vea arrived at WSU after spending the previous 10 years at the University of Hawai'i, where she worked on Coach Rolovich's staff from 2016-19. In 2019, she was named the Collegiate Sports Video Association's Mountain West Video Coordinator of the Year.

She began at Hawai'i as a student manager in 2010 under head coach Greg McMackin and after two years, assumed a graduate assistant position on Norm Chow's staff. In 2015, she was promoted to video specialist, where she produced highlight videos and managed practices and game-day production and took over as video coordinator the following season.

She graduated from UH-Manoa in 2011 with a bachelor's degree in creative media. She is a 2007 graduate of Kaimuki High School in O'ahu, where she got her start in athletics and media production.



Carson Rorick begins his third season on the Cougars' creative staff and second as Creative Director of Video after working the 2022 season as a Creative Video Producer. Following the 2023 season, Rorick assumed creative director for the overall brand look of football in addition to his video duties.

Rorick joined WSU after working the previous two years at Southern Utah University including the last year as the Head Video Coordinator, covering football, men's and women's basketball, gymnastics and volleyball.

Rorick earned his bachelor's degree in communications, media studies from Southern Utah.





NUMERICAL

NO	NAME	POS
0	AL-UQDAH, Taariq (Buddah)	LB
0	FREEMAN, Anthony	WR
1	HALL, Stephen	DB
1	HUTSON, Kris	WR
2	LATAIMUA, Jackson	DB
2	WILLIAMS, Kyle	WR
3	SHACKELFORD, Tre	WR
3	WEBSTER, Syrus	EDGE
4	ECKHAUS, Zevi	QB
4	GUSHIKEN, Kapena	DB
5	DURANT, Tyson	DB
5	POTTER, Jaxon	QB
6	CHUBBA, Evans	QB
6	WILSON, Adrian	DB
8	HERNANDEZ, Carlos	WR
8	WORTHY, Kenny	DB
9	MAXWELL, Kyle	WR
9	PATU, Kayo	DB
10	MATEER, John	QB
10	SMITHSON, Leyton	DB
12	NEAL JR., Leon	WR
13	EDMOND, Jaylon	DB
13	NAJM, Hunter	QB
15	MALANI, Nusi	EDGE
15	SCHLENBAKER, Djouvensky	RB
16	TORRES, Ethan	DB
17	HILLS, Brandon	WR
17	WILLIAMS, King	DB
18	JACKSON, Kamani	DB
18	MEREDITH, Josh	WR
19	McKENZIE, Rashad	DT
19	TIRYAKIOGLU, Jake	QB
20	PULALASI, Leo	RB
20	ROFF, Quinn	EDGE
21	BROWN, Keith	LB
21	PARKER, Wayshawwn	RB
22	JOYNER, Josh	RB
22	SMITH JR., Warren	DB
23	LECKNER, Trey	TE
23	WILLIAMS, Jerrae	DB
24	MATHERS, Cooper	TE
24	O'CONNOR, Ethan	DB
25	BARNES, Chris	WR
25	CUSANO, Frank	LB
26	THOMAS, Kyson	WR
26	WEAVER, Tyson	DB
27	CEDARLAND, Hudson	LB
27	McKERAGHAN, Allan	RB
28	SYLVESTER, Reece	DB
29	COLSON, Jamorri	DB
30	HAINES, Hunter	DB
30	PAINE, Dylan	RB
31	DOSS, Dajon	LB
32	MOKU, Tanner	DB
33	JONES, Gage	DB
34	NORAH, Cole	DB
35	DUTTON, Ben	TE
35	HEERINGA, Lane	LB
36	RIDGEWAY, Jalen	RB
37	FRASER, Aslan	DB
38	HABERER, Nick	P
39	PAINE, Ashton	DB
40	BRUNNER, Colson	LS
40	TAYLOR, Joe	DB
41	BURES, Sean	LS
42	ELLISON, Jack	LB
42	RIVIERE III, Billy	TE
44	LAUFAU, Khalil	DT

ALPHABETICAL

NO	NAME	POS	HT	WT	YR	EXP	MAJOR / INTEREST*	HOMETOWN (PREVIOUS SCHOOL)
0	AL-UQDAH, Taariq (Buddah)	LB	6-0	232	RS-So.	1V	Kinesiology*	S Central Los Angeles, Calif. (City Honors Prep)
85	ALLEYNE, Mackenzie	WR	6-1	171	Fr.	HS	Undeclared	Tustin, Calif. (Tustin HS)
25	BARNES, Chris	WR	5-7	158	Fr.	HS	Undeclared	Houston, Texas (North Shore HS)
51	BEATTY, Ben	EDGE	6-2	235	Fr.	HS	Undeclared	Park City, Utah (Park City HS)
21	BROWN, Keith	LB	6-1	234	RS-Jr.	TR	General Studies	Lebanon, Ore. (Louisville)
40	BRUNNER, Colson	LS	6-1	224	RS-Jr.	TR	General Studies	Cashmere, Wash. (Oregon)
41	BURES, Sean	LS	6-0	206	RS-Fr.	RS	Kinesiology	Lacey, Wash. (North Thurston HS)
97	CALVERT, Connor	K	6-3	198	Fr.	HS	Undeclared	Bend, Ore. (Mountain View HS)
27	CEDARLAND, Hudson	LB	6-3	222	RS-So.	1V	Management	Port Orchard, Wash. (Gig Harbor HS)
6	CHUBBA, Evans	QB	6-3	215	Fr.	HS	General Studies*	Montreal, Canada (Clearwater Academy Int.)
81	COBBS, Isaiah	WR	5-8	149	Fr.	HS	Undeclared	Memphis, Tenn. (Munford HS)
29	COLSON, Jamorri	DB	6-0	170	RS-Jr.	1V	Humanities	Ocala, Ga. (Iowa Western CC)
58	COWGILL, Jackson	DL	6-4	285	Fr.	HS	Undeclared	Erie, Colo. (Erie HS)
25	CUSANO, Frank	LB	6-1	220	Fr.	HS	Finance*	Granite Bay, Calif. (Granite Bay HS)
85	DeGRAW-TRYALL, Camden	EDGE	6-4	232	Fr.	HS	Undeclared	Coeur d'Alene, Idaho (Coeur d'Alene HS)
65	DIEU, Brock	OL	6-3	288	RS-Jr.	2V	Mechanical Engineering	Queen Creek, Ariz. (Castel HS)
92	DIN-MBUH, Ansel	DT	6-3	291	So.	1V	Kinesiology*	Aledo, Texas (Aledo HS)
87	DOLLAR, Andre	TE	6-5	243	Jr.	2V	Civil Engineering	Oklahoma City, Okla. (Mustang HS)
31	DOSS, Dajon	LB	6-0	217	Fr.	HS	Undeclared	Lancaster, Calif. (St. Bonaventure HS)
82	DOUGLAS, Dycurian	WR	6-0	173	Fr.	HS	Undeclared	Paris, Texas (Paris HS)
75	DUNHAM, Noah	OL	6-5	282	RS-Fr.	RS	Undeclared	Yuba City, Calif. (Yuba City HS)
5	DURANT, Tyson	DB	5-10	178	RS-Sr.	TR	Humanities	Copley, Ohio (Akron)
35	DUTTON, Ben	TE	6-4	244	RS-Fr.	RS	Psychology*	Shoreline, Wash. (King's HS)
4	ECKHAUS, Zevi	QB	6-0	200	Sr.	TR	General Studies	Culver City, Calif. (Bryant)
13	EDMOND, Jaylon	DB	5-9	153	Fr.	HS	Sport Management*	Carson, Calif. (Western HS)
95	EDSON, Andrew	EDGE	6-3	253	Sr.	3V	Computer Science	Snoqualmie, Wash. (Mount Si HS)
42	ELLISON, Jack	LB	6-2	218	Fr.	HS	Undeclared	Olympia, Wash. (Black Hills HS)
79	FA'AMOE, Fa'alili	OL	6-5	314	RS-Jr.	2V	Human Development	Pago Pago, American Samoa (Leone HS)
83	FESSLER, Van	WR	5-8	192	RS-So.	SQ	Electrical Engineering	Silverton, Ore. (Silverton HS)
37	FRASER, Aslan	DB	5-11	196	RS-Fr.	RS	Economics	Tacoma, Wash. (Lakes HS)
0	FREEMAN, Anthony	WR	5-8	162	So.	TR	Undeclared	Richmond, Calif. (College of San Mateo)
56	FUGATE, Gavin	LB	6-3	217	RS-Fr.	RS	Undeclared	Chehalis, Wash. (W F West HS)
80	GANASHAMOORTHY, Branden	WR	6-3	197	RS-Fr.	RS	Undeclared	Monroe, Wash. (Eastside Catholic HS)
4	GUSHIKEN, Kapena	DB	6-0	184	RS-Sr.	1V	Human Development	Pukalani, Maui, Hawaii (Saddleback College)
60	GUSTA, David	DT	6-3	302	RS-Jr.	2V	Psychology	San Bernardino, Calif. (Cajon HS)
38	HABERER, Nick	P	6-5	213	Sr.	3V	Strategic Communication	Sunshine Coast, Queensland, Australia (Meridan St. Coll.)
30	HAINES, Hunter	DB	6-1	202	Fr.	HS	Undeclared	West Linn, Ore. (West Linn HS)
1	HALL, Stephen	DB	6-0	199	RS-Jr.	1V	Social Sciences	Memphis, Tenn. (NW Mississippi CC)
99	HARRIS, Durham	LS	5-9	193	RS-Jr.	TR	Undeclared	Corpus Christi, Texas (Texas State)
98	HARRIS, Ryan	K/P	5-11	192	So.	TR	Undeclared	San Diego, Calif. (San Diego Mesa College)
55	HASSON, AJ	OL	6-3	289	Fr.	HS	Sport Management*	Davis, Calif. (Davis HS)
35	HEERINGA, Lane	LB	5-9	205	RS-Fr.	RS	Construction Mgmt.*	Lynden, Wash. (Lynden HS)
8	HERNANDEZ, Carlos	WR	6-0	189	So.	1V	Kinesiology*	Alhambra, Calif. (Monrovia HS)
61	HILBORN, Christian	OL	6-5	308	RS-Jr.	2V	Social Sciences	Salt Lake City, Utah (Highland HS)
17	HILLS, Brandon	WR	5-10	164	RS-Fr.	RS	Kinesiology*	Colorado Springs, Colo. (Vista Ridge HS)
90	HUGHES, Michael	EDGE	6-4	230	RS-Fr.	RS	Kinesiology*	Santa Ana, Calif. (Santa Ana HS)
1	HUTSON, Kris	WR	5-11	175	Sr.	TR	Social Sciences	Compton, Calif. (Oregon)
18	JACKSON, Kamani	DB	5-11	181	Fr.	HS	Undeclared	El Cerrito, Calif. (El Cerrito HS)
49	JANIKOWSKI, Dean	K	6-1	226	RS-Sr.	3V	Digital Tech. & Culture/MBA	Fallbrook, Calif. (Cathedral Catholic HS)
93	JANIKOWSKI, Jack	EDGE	6-2	241	RS-Fr.	RS	Business	Fallbrook, Calif. (Cathedral Catholic HS)
33	JONES, Gage	DB	6-1	194	Fr.	HS	Undeclared	Eagle, Idaho (Eagle HS)
22	JOYNER, Josh	RB	5-8	161	Fr.	HS	Communications*	Oxnard, Calif. (Pacifica HS)
88	JUERGENS, Mason	WR	6-2	192	RS-Fr.	RS	Finance	Olympia, Wash. (Olympia HS)
70	KYLANY, Devin	OL	6-5	303	RS-Jr.	2V	Human Development	Lake Stevens, Wash. (Lake Stevens HS)
99	LAMB, Bryson	DT	6-2	288	RS-So.	SQ	Kinesiology*	Bellingham, Wash. (Squalicum HS)
2	LATAIMUA, Jackson	DB	5-11	197	RS-Jr.	2V	Social Sciences	San Bruno, Calif. (Serra HS)
44	LAUFAU, Khalil	DT	6-3	293	So.	1V	Undeclared	Salt Lake City, Utah (Herriman HS)
78	LAWRENCE, Austin	OL	6-5	295	RS-Jr.	TR	Undeclared	Puyallup, Wash. (Northern Colorado)
23	LECKNER, Trey	TE	6-3	227	RS-Fr.	RS	Undeclared	Snohomish, Wash. (Glacier Peak HS)
89	LEIGHTON, Luke	TE	6-5	219	RS-Fr.	RS	Business*	Eugene, Ore. (Sheldon HS)
67	LESTER, Jonny	OL	6-5	290	RS-So.	SQ	Biology*	Spokane, Wash. (Northwest Christian HS)
68	LINO, Chris	OL	6-8	324	Fr.	HS	Undeclared	Seattle, Wash. (Seattle Prep)
56	MACHADO, Gauge	OL	6-2	283	RS-So.	SQ	Wildlife Ecology/Conserv.	Pasco, Wash. (Pasco HS)
15	MALANI, Nusi	EDGE	6-4	265	Sr.	2V	Social Sciences	San Bruno, Calif. (Virginia)
69	MARTIN, Kyle	OL	6-3	296	RS-Fr.	RS	Kinesiology*	Sumner, Wash. (Sumner HS)
97	MATA, Aden	DT	6-2	269	Fr.	HS	Kinesiology*	Yakima, Wash. (West Valley HS)
10	MATEER, John	QB	6-1	219	RS-So.	1V	Business*	Little Elm, Texas (Little Elm HS)
24	MATHERS, Cooper	TE	6-2	230	Sr.	3V	Social Sciences	Seattle, Wash. (O'Dea HS)
9	MAXWELL, Kyle	WR	6-3	195	RS-Sr.	TR	Postbaccalaureate	Amite City, La. (Louisiana Tech)

ALPHABETICAL

NO	NAME	POS	HT	WT	YR	EXP	MAJOR / INTEREST*	HOMETOWN (PREVIOUS SCHOOL)
46	McKENNA, Parker	LB	6-0	222	RS-Jr.	TR	Social Sciences	Beaverton, Ore. (Portland State)
19	McKENZIE, Rashad	DT	6-6	286	RS-So.	SQ	Kinesiology*	Mission Hills, Calif. (Bishop Alemany HS)
27	McKERAGHAN, Allan	RB	6-1	198	Fr.	HS	Undeclared	Colville, Wash. (Colville HS)
18	MEREDITH, Josh	WR	6-0	176	RS-Jr.	2V	Business*	San Diego, Calif. (Mater Dei HS)
94	MILLER, Titus	DL	6-1	269	Fr.	HS	Undeclared	Mission Viejo, Calif. (Mission Viejo HS)
74	MILLER, Zack	OL	6-7	297	RS-So.	SQ	Finance	Yorba Linda, Calif. (Orange Lutheran HS)
32	MOKU, Tanner	DB	6-0	212	Sr.	4V	Entrepreneurship	Honolulu, Hawaii (Kamehameha HS)
55	MOORS, Hyrum-Benjamin	DT	6-0	283	Fr.	HS	Undeclared	Laie, Hawaii (Kahuku HS)
13	NAJM, Hunter	QB	5-11	188	Fr.	HS	Business*	Aliso Viejo, Calif. (Aliso Niguel HS)
12	NEAL JR., Leon	WR	5-10	176	RS-Jr.	1V	Marketing	Seattle, Wash. (Garfield HS)
34	NORAH, Cole	DB	5-11	204	RS-Jr.	SQ	Political Science	Snoqualmie, Wash. (Mount Si HS)
24	O'CONNOR, Ethan	DB	6-1	172	RS-Fr.	RS	Sport Management*	Irvine, Calif. (Los Alamitos HS)
50	OSMUS, Carson	OL	6-6	296	Fr.	HS	Undeclared	Camas, Wash. (Camas HS)
39	PAINE, Ashton	DB	6-1	182	RS-So.	SQ	Kinesiology*	Tumwater, Wash. (Tumwater HS)
30	PAINE, Dylan	RB	5-9	196	RS-Jr.	2V	Marketing	Tumwater, Wash. (Tumwater HS)
21	PARKER, Wayshawn	RB	6-0	199	Fr.	HS	Journalism*	Sacramento, Calif. (Grant Union HS)
9	PATU, Kayo	DB	5-11	170	Fr.	HS	Undeclared	Sacramento, Calif. (Roosevelt HS (Wash.))
76	POLE, Esa	OL	6-7	319	Sr.	1V	Humanities	Hayward, Calif. (Chabot College)
5	POTTER, Jaxon	QB	6-5	205	RS-Fr.	RS	Business*	Huntington Beach, Calif. (Santa Margarita HS)
73	PRITCHARD, Nathan	OL	6-5	298	RS-Fr.	RS	Business*	Auburn, Wash. (Auburn Riverside HS)
96	PROCTER, Jack	DL	6-2	248	RS-So.	SQ	Kinesiology*	Point Roberts, Wash. (Vancouver College Prep)
20	PULALASI, Leo	RB	6-1	217	RS-Fr.	RS	Communication*	Tacoma, Wash. (Lakes HS)
36	RIDGEWAY, Jalen	RB	6-0	216	RS-Jr.	SQ	Biology	Portland, Ore. (Central Catholic HS)
42	RIVIERE III, Billy	TE	6-4	248	RS-Sr.	2V	Finance/Postbaccalaureate	Medina, Minn. (North Dakota)
59	ROATEN, Landon	OL	6-5	300	RS-So.	SQ	Business*	Tomball, Texas (Tomball HS)
62	ROATEN, Luke	OL	6-5	283	RS-So.	SQ	Business*	Tomball, Texas (Tomball HS)
20	ROFF, Quinn	EDGE	6-2	242	Sr.	4V	Kinesiology	San Marcos, Calif. (San Marcos HS)
15	SCHLENBAKER, Djouvensky	RB	6-0	216	RS-So.	1V	Journalism/Media Prod.	Bellingham, Wash. (Squalicum HS)
3	SHACKELFORD, Tre	WR	6-1	187	RS-Jr.	TR	Undeclared	Decatur, Ala. (Austin Peay)
22	SMITH JR., Warren	DB	6-1	181	RS-Fr.	RS	Undeclared	Richmond, Calif. (El Cerrito HS)
10	SMITHSON, Leyton	DB	6-1	181	Jr.	2V	Fine Arts	Bellingham, Wash. (Squalicum HS)
54	STEINER, Wesley	LB	6-1	242	Sr.	TR	General Science Education / PB	Warner Robins, Ga. (Auburn)
45	STEVENSON, Raam	EDGE	6-4	242	RS-Jr.	2V	Digital Tech. & Culture	Arlington, Texas (Mansfield Timberview HS)
28	SYLVESTER, Reece	DB	6-1	187	RS-So.	SQ	Journalism/Media Prod.	Houston, Texas (Sterling HS)
40	TAYLOR, Joe	DB	5-10	201	RS-So.	SQ	Business*	Seattle, Wash. (IMG Academy)
88	TERRELL, Isaac	EDGE	6-2	245	So.	1V	Undeclared	Lehi, Utah (Lehi HS)
26	THOMAS, Kyson	WR	5-9	178	Fr.	HS	Undeclared	Moses Lake, Wash. (Moses Lake HS)
52	THORNTON, Kyle	LB	6-1	233	RS-Sr.	4V	Economic/MBA	Upland, Calif. (Upland HS)
54	THORPE, Xavier	OL	6-5	271	Fr.	HS	Undeclared	Livermore, Calif. (Livermore HS)
57	TIALAVEA, Rod	OL	6-5	321	RS-Jr.	2V	Human Development	West Valley City, Utah (Highland HS)
19	TIRYAKIOGLU, Jake	QB	6-1	196	Fr.	HS	Undeclared	Seattle, Wash. (Eastside Catholic HS)
16	TORRES, Ethan	DB	6-0	157	RS-Fr.	RS	Sport Management	Lafayette, Calif. (Acalanes HS)
71	TRIPP, Ashton	OL	6-7	290	RS-Fr.	RS	Undecided	Kennewick, Wash. (Kennewick HS)
26	WEAVER, Tyson	DB	6-1	187	Fr.	HS	Undeclared	Sammamish, Wash. (Eastside Catholic HS)
3	WEBSTER, Syrus	EDGE	6-4	254	Sr.	TR	Social Sciences	West Jordan, Utah (Utah Tech)
86	WHITNEY, Mahki	WR	6-4	198	RS-Fr.	RS	Sports Medicine*	Renton, Wash. (Oliver M. Hazen HS)
23	WILLIAMS, Jerree	DB	5-10	197	Gr.	TR	Undeclared	Westwego, La. (UNLV)
17	WILLIAMS, King	DB	5-7	168	RS-Fr.	RS	Kinesiology*	Fairfield, Calif. (Vanden HS)
2	WILLIAMS, Kyle	WR	6-0	186	Sr.	1V	Social Sciences	Inglewood, Calif. (UNLV)
6	WILSON, Adrian	DB	6-1	206	RS-Fr.	RS	Multimedia Journalism	Dallas, Texas (Keller Central HS)
8	WORTHY, Kenny	DB	6-0	172	Fr.	HS	Kinesiology*	Buckeye, Ariz. (Centennial HS)
84	WRICE, Malachi	EDGE	6-4	231	Fr.	HS	Undeclared	McAlester, Okla. (McAlester HS)
84	WRIGHT, Landon	WR	5-11	163	Fr.	HS	Undeclared	Fresno, Calif. (Clovis West HS)


* Academic Interest Only

NUMERICAL

NO	NAME	POS
45	STEVENSON, Raam	EDGE
46	McKENNA, Parker	LB
49	JANIKOWSKI, Dean	K
50	OSMUS, Carson	OL
51	BEATTY, Ben	EDGE
52	THORNTON, Kyle	LB
54	STEINER, Wesley	LB
54	THORPE, Xavier	OL
55	HASSON, AJ	OL
55	MOORS, Hyrum-Benjamin	DT
56	FUGATE, Gavin	LB
56	MACHADO, Gauge	OL
57	TIALAVEA, Rod	OL
58	COWGILL, Jackson	DL
59	ROATEN, Landon	OL
60	GUSTA, David	DT
61	HILBORN, Christian	OL
62	ROATEN, Luke	OL
65	DIEU, Brock	OL
67	LESTER, Jonny	OL
68	LINO, Chris	OL
69	MARTIN, Kyle	OL
70	KYLANY, Devin	OL
71	TRIPP, Ashton	OL
73	PRITCHARD, Nathan	OL
74	MILLER, Zack	OL
75	DUNHAM, Noah	OL
76	POLE, Esa	OL
78	LAWRENCE, Austin	OL
79	FA'AMOE, Fa'alili	OL
80	GANASHAMOORTHY, Branden	WR
81	COBBS, Isaiah	WR
82	DOUGLAS, Dycurian	WR
83	FESSLER, Van	WR
84	WRICE, Malachi	EDGE
84	WRIGHT, Landon	WR
85	ALLEYNE, Mackenzie	WR
85	DeGraw-TRYALL, Camden	EDGE
86	WHITNEY, Mahki	WR
87	DOLLAR, Andre	TE
88	JUERGENS, Mason	WR
88	TERRELL, Isaac	EDGE
89	LEIGHTON, Luke	TE
90	HUGHES, Michael	EDGE
92	DIN-MBUH, Ansel	DT
93	JANIKOWSKI, Jack	EDGE
94	MILLER, Titus	DL
95	EDSON, Andrew	EDGE
96	PROCTER, Jack	DL
97	CALVERT, Connor	K
97	MATA, Aden	DT
98	HARRIS, Ryan	K/P
99	HARRIS, Durham	LS
99	LAMB, Bryson	DT

PRONUNCIATIONS

#0	Buddah AL-UQDAH	AL-00K-duh	#25	Frank CUSANO	koo-saw-no	#76	ESA POLE	ess-suh / POH-lay
#2	Jackson LATAIMUA	LA-tai-moo-ah	#38	Nick HABERER	HAW-ber-ur	#79	FA'ALILI FA'AMOE	FAH-ah-lee-lee / FAH-ah-mo-ay
#4	ZEVI ECKHAUS	ZEV-ee / EK-house	#42	Billy RIVIERE III	RIH-vere	#80	Branden GANASHAMOORTHY	GANA-nawsha-MOR-thee
#4	KAPENA GUSHIKEN	Kuh-pen-nah / Goosh-SHIH-kin	#44	KHALIL LAUFAU	Kuh-lil / LAH-oo-FOW	#82	DYCURIAN Douglas	DAH-kur-ree-an
#6	Evans CHUBA	CHEW-bah	#45	RAAM Stevenson	RAY-am	#85	Camden DeGraw-TRYALL	TREE-all
#9	KAYO PATU	Kay-YO / PAWT-too	#49	Dean JANIKOWSKI	Jan-ah-cow-ski	#88	Mason JUERGENS	JER-gens
#15	NUSI MALANI	NEW-see / Ma-LAWN-ee	#56	Gavin FUGATE	FEV-gate	#88	Isaac TERRELL	Tarrull
#15	DJOUVENSKY SCHLENBAKER	Juh-ven-ski / SCHLEN-baker	#57	Rodrick TIALAVEA	Tee-ah-lah-VAY-ah	#92	Ansel DIN-MBUH	DIN-B00 (M is silent)
#19	Jake TIRYAKIOGLU	Teer (sounds like ear)-uh-key-o-loo	#60	David GUSTA	GUSS-tah	#93	Jack JANIKOWSKI	Jan-ah-cow-ski
#20	LEO PULALASI	LAY-oh / POO-lah-lawsee	#65	Brock DIEU	Dew			
#23	JERRAE Williams	JUR-RAY	#68	Chris LINO	LEE-no			
#24	Cooper MATHERS	MAY-thurs	#70	Devin KYLANY	KILL-laney			



85 | MACKENZIE ALLEYNE

Wide Receiver
6-1 / 171
Freshman
Undeclared
Tustin, Calif. (Tustin HS)

HIGH SCHOOL

Attended Tustin High School in southern California...as a SENIOR, helped THS to Empire League Championship...named Empire League MVP, All-CIF First Team, All-CIF Division 3, All-Orange County and All-Empire League First Team...scored 26 total touchdowns including 11 receiving touchdowns and 10 rushing touchdowns, and 1,500 all-purpose yards...rated three-star prospect by 247Sports.com.



D | BUDDAH AL-UQDAH

Linebacker
6-0 / 232
RS-Sophomore
Kinesiology
South Central Los Angeles, Calif. (City Honors Prep)

WASHINGTON STATE

RS-FRESHMAN (2023): Appeared in 11 games, started in five of those games... totaled 40 tackles, 22 solo and 18 assisted, two were tackles for loss...had two pass breakups and another two quarterback hurries...made three tackles in collegiate debut and win against Colorado State...totaled six tackles, a season high, against Arizona...had an interception with a 10 yard return in the dominant win over Colorado.

FRESHMAN (2022): Did not appear in a game...redshirt season.

HIGH SCHOOL

Attended Inglewood High School and played for coach Mil'Veon James...as a SENIOR, named Ocean League Player of the Year...selected to play in the All-American Bowl...rated three-star prospect by 247Sports.com, ESPN.com and Rivals.com...rated No. 17 inside linebacker prospect in the country by ESPN.com and No. 40 overall prospect in California by 247Sports.com.

PERSONAL

Parents, Esston Sr. and Sherell...older siblings, Sheton, Esston Jr. and Shariif... younger brothers, D'Mauria and Khair...played youth football in the Snoop League for Snoop Dogg.

CAREER STATS

DEFENSE	G/GS	TT	PT	AT	TFL	SACKS	FF	FR	PD	INT/YDS
2022	0/0	Redshirt Season								
2023	11/5	40	22	18	2/-2	0/0	0	0	0	1/10




25 | CHRIS BARNES

Wide Receiver
5-7 / 158
Freshman
Undeclared
Houston, Texas (North Shore HS)

HIGH SCHOOL

Attended North Shore High School in Texas...as a JUNIOR, helped team to a 15-1 record, reaching the Texas 6A Division I title game...caught 58 passes for 1,167 yards, along with 14 touchdowns...totaled 1,392 all-purpose yards...was a second-team All-Greater Houston selection...named to Texas All-District 21-6A first team...as a SENIOR, led team to a 15-1 record, reaching the Texas 6A Division I title game...named to 6A All-District First Team...Houston Area High School Player of the Year Finalist...posted 47 catches for 803 yards and nine touchdowns...accounted for 1,287 all-purpose yards that season...rated three-star prospect by ESPN.com and 247sports.com.



51 | BEN BEATTY

EDGE
6-2 / 235
Freshman
Undeclared
Park City, Utah (Park City HS)

HIGH SCHOOL

Attended Park City High School in Utah that past three seasons after attending Skyline High School in Washington as a freshman...as a SENIOR, named Region X MVP...made 55 tackles with 23 for loss including 12 sacks, forced two fumbles and recovered one...rated three-star prospect by 247Sports.com.



21 | KEITH BROWN

Linebacker
6-1 / 234
RS-Junior
General Studies
Lebanon, Ore. (Louisville)

WASHINGTON STATE

RS-JUNIOR (2024): Signed with WSU in January and participated in spring practice.

LOUISVILLE

JUNIOR (2023): Played in two games for the Cardinals...made his debut against Georgia Tech...credited with a tackle against Murray State.

OREGON

SOPHOMORE (2022): Played in 12 of Oregon's 13 games...Started in the SDCCU Holiday Bowl to close the season...Ended the season with 21 total tackles (12 solo) while adding first career sack...Played 204 total snaps on defense and 31 on special teams...Earned a solid 72.8 run-defense grade from Pro Football Focus...vs. Eastern Washington (Sept. 10): Made three solo tackles and notched first career sack and TFL in 2022 home opener...vs. No. 12 BYU (Sept. 17): Matched previous career-high with four total tackles...at Colorado (Nov. 5): Finished with four tackles, two solo...vs. North Carolina (Dec. 28): Impressed in lone start of the season in the Holiday Bowl, setting a new career-high with seven total tackles (four solo) and registering a QB hurry.


FRESHMAN (2021): Played in seven games for the Ducks as a true freshman, making two starts at linebacker...Finished with 15 total tackles, including six solo... Played 116 total snaps...at No. 3 Ohio State (Sept. 11): Made his first career start and recorded two solo tackles in Oregon's historic upset win at Ohio Stadium...vs. Arizona (Sept. 25): Notched a season-high four tackles, including two solo...vs. Colorado (Oct. 30): Matched his season high with four total tackles.

HIGH SCHOOL

A consensus four-star recruit and a top 250 player nationally by Rivals (No. 81), 247Sports (No. 103), the 247 composite (No. 109) and ESPN (No. 241)...No. 1 ranked player from the Oregon by each recruiting service...Consensus top-10 inside linebacker nationally with a No. 4 ranking from Rivals, No. 4 in the 247 composite, No. 6 from 247Sports and No. 7 from ESPN...Named to the PrepStar Top 150 Dream Team and a five-star recruit as the magazine's No. 45 player overall...Selected as an All-American by both Adidas and Sports Illustrated...Selected to play in the 2021 All-American Bowl and the 2021 Polynesian Bowl...As a junior, named second-team all-state at linebacker...A two-time first-team all-league player on both sides of the ball (linebacker and running back)...Senior season was canceled because of COVID-19...A four-year letterwinner and team captain in 2019...Finished junior season with 63 tackles, a forced fumble and two fumble recoveries on defense, while rushing for 904 yards on 88 carries (10.3 ypc) with 14 touchdowns...As a sophomore, tallied 57 tackles with an interception and a forced fumble...On offense rushed for 647 yards on 42 carries (15.4 ypc) with nine TDs...High school coach was Ty Tomlin...Cousin (Ramon Richards) played for the Los Angeles Rams and at Oklahoma State... Combined for six letters in wrestling and track and field.

CAREER STATS

DEFENSE	G/GS	TT	PT	AT	TFL	SACKS	FF	FR	PD	INT/YDS
2021 (ORE)	7/2	15	6	9	0/0	0/0	0	0	0	0/0
2022 (ORE)	12/1	21	12	9	1/-9	1/-9	0	0	0	0/0
2023 (LOU)	5/0	1	0	1	0/0	0/0	0	0	0	0/0
Totals	24/3	37	18	19	1/-9	1/-9	0	0	0	0/0



40 | COLSON BRUNNER

Longsnapper
6-1 / 224
RS-Junior
General Studies
Cashmere, Wash. (Oregon)

OREGON

JUNIOR (2023): Attended Oregon...appeared in two games, against Portland State and Colorado...redshirt season.

CENTRAL WASHINGTON

SOPHOMORE (2023): Appeared in eight games at longsnapper.

FRESHMAN (2022): Appeared in all 10 games at longsnapper.

HIGH SCHOOL

2021 graduate of Cashmere High School in Cashmere, Wash. ...twice earned first-team all-conference honors as a defensive and offensive lineman...rated the top long snapper recruit in Washington and No. 22 in the nation...team captain.



41 | SEAN BURES

Longsnapper
6-0 / 206
RS-Freshman
Kinesiology
Lacey, Wash. (North Thurston HS)

WASHINGTON STATE

FRESHMAN (2023): Did not appear in a game...redshirt season.




97 | CONNOR CALVERT

Kicker
6-3 / 198
Freshman
Undeclared
Bend, Ore. (Mountain View HS)

HIGH SCHOOL

Attended Mountain View High School in Oregon...as a SENIOR, named to 5A All-State First Team.



27 | HUDSON CEDARLAND

Linebacker
6-3 / 222
RS-Sophomore
Management
Port Orchard, Wash. (Gig Harbor HS)

WASHINGTON STATE

RS-FRESHMAN (2023): Appeared in all 12 games of the season...totaled six tackles, two solo and four assisted...saw two tackles during the win over Northern Colorado...recorded a season high three tackles against Colorado...named to 2023 Pac-12 Fall Academic Honor Roll and College Sports Communicators Academic All-District.

FRESHMAN (2022): Enrolled at WSU in January and participated in spring practice...appeared in one game...redshirt season...appeared on special teams in LA Bowl against Fresno State...named WSU Scout Team Player of the Week twice (Wisconsin, Oregon State).

HIGH SCHOOL


Attended Gig Harbor High School and played for coach George Fairhart...as a JUNIOR, named to 4A All-South Puget Sound League First Team...named to Preseason All-State Second Team as a senior...as a SENIOR, named the 3A South Sound Conference MVP after making 106 tackles including nine for loss with two sacks...also caught 43 passes for 771 yards and 10 touchdowns, also ran for three scores...rated three-star prospect by 247Sports.com and ESPN.com...rated No. 47 inside linebacker prospect in the country by ESPN.com...rated No. 57 linebacker in the country and No. 11 overall prospect in the state by 247Sports.com.

PERSONAL

Parents, Ben and Heather...younger brothers, Britton and Jack...younger sister, Olivia.

CAREER STATS

DEFENSE	G/GS	TT	PT	AT	TFL	SACKS	FF	FR	PD	INT/YDS
2022	1/0	Redshirt Season								
2023	12/0	6	2	4	0/0	0/0	0	0	0	0/0



6 | EVANS CHUBA

Quarterback
6-3 / 215
Freshman
General Studies
Montreal, Canada (Clearwater Academy Int.)

WASHINGTON STATE


FRESHMAN (2024): Enrolled in January and participated in spring practice.

HIGH SCHOOL

Earned two varsity leaders under head coach Jesse Chinchar at Clearwater Academy in Florida...as a JUNIOR, led team to a 10-1 record and a Sunshine State Independent Association championship...completed 133 of 259 passes for 2,173 yards and 20 touchdowns with eight interceptions while completing 51.4% of his passes...added 356 rushing yards and seven touchdowns...as a SENIOR, missed season with back injury...rated three-star pocket passer prospect by ESPN.com and 247sports.com...rated three-star dual threat quarterback prospect by Rivals.com...rated No. 37 pocket passer quarterback prospect in the country by ESPN.com.

PERSONAL

Mom, Julie.



81 | ISAIAH COBBS


Wide Receiver
5-8 / 149
Freshman
Undeclared
Memphis, Tenn. (Munford HS)

HIGH SCHOOL

Attended Munford High School in Memphis...as a JUNIOR, helped team to an 11-1 record reaching the second round of the 5A state playoffs...had over 1,454 all-purpose yards, including 1,012 receiving yards with 13 receiving touchdowns...also fielded nine punts for 220 yards...named to Tennessee Football Coaches Association Class 5A All-State team...as a SENIOR, named to the Memphis Commercial Appeal's Dandy Dozen, a compilation of the top college football prospects in the Memphis area in the Class of 2024, selected by the newspaper...had 50 catches for 746 yards and nine touchdowns, averaged 14.9 yards-per-catch...rated three-star prospect by ESPN.com, Rivals.com and 247sports.com...rated No. 31 overall prospect in Tennessee by ESPN.com.

PERSONAL

Parents, Kevin and Crystal.



29 | JAMORRI COLSON

Defensive Back
6-0 / 170
RS-Junior
Humanities
Ocilla, Ga. (Iowa Western CC)

WASHINGTON STATE

RS-SOPHOMORE (2023): Enrolled in January and participated in spring practice...appeared in eight games, starting in the last game of the season against Washington...recorded a total of eight tackles, five solo and three assisted...had a season high four tackles to go along with an interception and pass breakup against Stanford...broke up the pass twice with two solo tackles in the game against Washington.

JUNIOR COLLEGE

RS-FRESHMAN (2022): Helped Iowa Western win NJCAA National Championship...named to ICCAC All-Conference First Team, appeared in 12 games, made 25 tackles with 10 pass breakups...three-star prospect and rated fourth-best junior college cornerback prospect in the country by ESPN.com.

FRESHMAN (2021): Redshirt season, did not appear in a game.


FRESHMAN (2020): Played during spring 2021, appeared in five games with six tackles, one fumble recovery, one interception and three pass breakups.

HIGH SCHOOL

Attended Irwin County HS in Georgia...in four-year career, had 20 interceptions, 26 touchdowns and 2,000 scrimmage yards.

CAREER STATS

DEFENSE	G/GS	TT	PT	AT	TFL	SACKS	FF	FR	PD	INT/YDS
2023	8/1	8	5	3	0/0	0/0	0	0	4	1/0



58 | JACKSON COWGILL

Defensive Line
6-4 / 285
Freshman
Undeclared
Erie, Colo. (Erie HS)

HIGH SCHOOL

Earned three varsity letters under head coach Jeff Giger...in his three years of varsity play, totaled 21 sacks, 47 TFLs and 121 tackles, two-time All-State...as a SOPHOMORE, totaled 46 tackles, 10.0 sacks and 15.0 tackles for loss...as a JUNIOR, helped team to semifinal showing in 4A State Championship...tied for the most sacks in the 4A classification with 11 in 14 games, to go along with 35 tackles and 17 tackles for loss...named to all-conference first team and CHSAA All-State First Team...as a SENIOR, led team to a 13-1 record and a win over top-ranked Palmer Ridge in the 4A State Championship game...for the season, registered 40 tackles, including 14 for loss, and six sacks...named to 4A All-State First Team and All-Conference First Team...rated three-star prospects by ESPN.com, Rivals.com and 247sports.com...rated No. 10 overall prospect in Colorado by 247sports.com.

PERSONAL

Parents, Matt and Carrie...twin brother Mason, is signed to play tight end at South Dakota.



25 | FRANK CUSANO

Linebacker
6-1 / 220
Freshman
Finance*
Granite Bay, Calif. (Granite Bay HS)

WASHINGTON STATE


FRESHMAN (2024): Enrolled in January and participated in spring practice.

HIGH SCHOOL

Earned three varsity letters under head coach Joe Cattolico...finished high school career with 255 total tackles...as a SOPHOMORE, totaled 52 tackles in 11 games, including three sacks and 8.5 tackles for loss...named to All-Sierra Foothill League First Team and All-Metro Team...as a JUNIOR, helped team to 9-5 record and berth in the San Joaquin Section Division 2 Championship game...collected 111 total tackles, including 18.5 TFLs and two sacks...earned All-Sierra Foothill League First Team and All-Metro Team honors...as a SENIOR, recorded 92 tackles, with 13 tackles-for-loss and five sacks...named to 2023 MaxPreps All Sac-Joaquin Section Football Team...rated three-star prospect by ESPN.com, Rivals.com and 247sports.com...rated No. 35 inside linebacker prospect in the country and No. 63 overall prospect in California by ESPN.com...also boxes and plays rugby.

PERSONAL

Parents, Dave and Pamela.



85 | CAMDEN DEGRAW-TRYALL


EDGE
6-4 / 232
Freshman
Undeclared
Coeur d'Alene, Idaho (Coeur d'Alene HS)

HIGH SCHOOL

Earned three varsity letters under head coach Shawn Amos at Coeur d'Alene High School...as a SOPHOMORE saw action in five games, totaling 17 tackles, two sacks and six tackles-for-loss...led team to 6-3 record and Idaho 5A Quarterfinal showing at State Championship...JUNIOR season registered 48 tackles, three sacks and 12 TFL's in 8 games played...during SENIOR year had 35 tackles, two sacks and seven tackles-for-loss...earned 5A Inland Empire League first-team all-league honors...5A Idaho All-State First Team...finished career with 100 tackles, seven sacks and 25 TFLs...helped team to 9-3 record and a place in the Idaho State Championships 5A title game...rated three-star prospect by ESPN.com, Rivals.com and 247sports.com...rated third-best overall prospect in Idaho by ESPN.com.

PERSONAL

Parents, Micheal and Samantha.



65 | BROCK DIEU

Offensive Line
6-3 / 288
RS-Junior
Mechanical Engineering
Queen Creek, Ariz. (Casteel HS)

WASHINGTON STATE

RS-SOPHOMORE (2023): Appeared in 11 games, starting in eight of those...started at Left Guard in games against Northern Colorado and Arizona and started at Right Guard in final six games of the season...earned WSU Offensive Players of the Week along the rest of the starting O-Line in the win over Northern Colorado.

RS-FRESHMAN (2022): Played in three games...appeared late in wins over Colorado State and at Stanford, also appeared late in LA Bowl against Fresno St.

FRESHMAN (2021): Played in one game, making collegiate debut against Central Michigan in the Sun Bowl...redshirt season.

HIGH SCHOOL

Attended Casteel HS in Arizona...as a SOPHOMORE, named to All-State First Team...as a JUNIOR, named to the 5A All-State First Team, All-CSUD First Team, All-Region First Team and Arizona Offensive Lineman of the Year honorable mention...as a SENIOR, named to the Sports Illustrated All-America Watch List...also threw the shotput, discus and javelin...selected to play in Blue-Gray All-American Bowl...rated three-star prospect by ESPN.com, 247Sports.com and Rivals.com...No. 61 guard and No. 14 overall prospect in Arizona by ESPN.com...pronounced "DEW."



92 | ANSEL DIN-MBUH

DefensiveTackle
6-3 / 291
Sophomore
Kinesiology*
Aledo, Texas (Aledo HS)

WASHINGTON STATE


FRESHMAN (2023): Enrolled at WSU in January and participated in spring practice...appeared in 10 games...experienced collegiate debut in win over Colorado State...recorded two tackles in win over Colorado.

HIGH SCHOOL

Attended Aledo High School in Texas...as a JUNIOR, appeared in 13 games, made 30 tackles with seven for loss including two sacks...also forced a fumble and blocked a field goal...as a SENIOR, helped AHS to a 5A Division I State Championship with three tackles including one for loss...for the season, recorded four tackles-for-loss including three sacks...rated three-star prospect by 247Sports.com.

CAREER STATS

DEFENSE	G/GS	TT	PT	AT	TFL	SACKS	FF	FR	PD	INT/YDS
2023	10/0	2	0	2	0/0	0/0	0	0	0	0/0



87 | ANDRE DOLLAR

Tight End
6-5 / 243
Junior
Civil Engineering
Oklahoma City, Okla. (Mustang HS)

WASHINGTON STATE

SOPHOMORE (2023): Appeared in all 12 games of the season...caught three passes for 44 yards with a season long of 20 yards...caught a pass against Colorado State...caught a 17-yard pass during win over Wisconsin...recorded a tackle and caught a pass for seven yards against Stanford...named College Sports Communicators Academic All-District.

FRESHMAN (2022): Enrolled at WSU in January and participated in spring practice...appeared in seven games, one as a starter...did not catch a pass...made collegiate debut on offense in win over Colorado State...started at tight end against No. 15 Oregon, his first career start and first WSU tight end to start since Andre Lintz in 2011 Apple Cup...did not play at Stanford, Arizona State...appeared on offense in win at Arizona and in LA Bowl against Fresno State.

HIGH SCHOOL


Attended Naples High School in Florida as a freshman...attended Mustang High School his final three seasons...played for coach Lee Blankenship...as a SOPHOMORE, caught 15 passes for 250 yards and two touchdowns...as a JUNIOR, named a 2020 MaxPreps preseason All-Oklahoma Football First-Team selection...did not play...as a SENIOR, named to 6AI-2 All-District First Team and Co-Tight End of the Year in the Central Oklahoma Athletic Conference...team went 7-5 overall...rated four-star prospect by ESPN.com...rated sixth-best tight end prospect in the country and seventh overall recruit in Oklahoma by ESPN.com.

PERSONAL

Dad, Sam and stepmom, Stephanie...mom, Sandy...older brother, Slade...younger brothers, Caden, Landry and Rhett...played for his dad, Sam, who is the defensive coordinator at Mustang High School.

CAREER STATS

RECEIVING	G/GS	PC	YDS	AVG	TD	LG
2022	7/1	0	0	0.0	0	0
2023	12/0	3	44	14.7	0	20
Totals	19/1	3	44	14.7	0	20



31 | DAJON DOSS


Linebacker
6-0 / 217
Freshman
Undeclared
Lancaster, Calif. (St. Bonaventure HS)

HIGH SCHOOL

Attended Antelope Valley High School in California at a JUNIOR, earned All-Golden League first-team honors as a wide receiver...attended St. Bonaventure High School as a SENIOR, had key interception late to secure CIF-SS Division 3 title...fell to Folsom in CIF State 1A final, finishing season with 12-4 record...chosen as the co-Most Valuable Players of the Marmonte League...played in 15 games, totaled 13 tackles with two interceptions...as a receiver had 67 receptions for 989 yards and 10 touchdowns...rated three-star safety prospect by ESPN.com and 247sports.com...rated No. 75 safety prospect in the country and No. 64 overall prospect in California by ESPN.com...rated three-star wide receiver by Rivals.com.

PERSONAL

Mom, Yvette.




82 | DYCURIAN DOUGLAS

Wide Receiver
6-0 / 173
Freshman
Undeclared
Paris, Texas (Paris HS)

HIGH SCHOOL

Attended Paris High School in Texas...as a SOPHOMORE, named to All-District 7-4A D1 Second Team as cornerback.



75 | NOAH DUNHAM

Offensive Line
6-5 / 282
RS-Freshman
Undeclared
Yuba City, Calif. (Yuba City HS)

WASHINGTON STATE

FRESHMAN (2023): Did not appear in a game...Scout Team Player of the Week against Colorado...redshirt season.

HIGH SCHOOL

Attended Yuba City High School in northern California... as a JUNIOR, named All-Capital Valley Conference...also finished 14th at State in the shotgun...as a SENIOR, named to All-Sac Joaquin Section, All-Capital Valley Conference First Team and Conference Offensive Lineman of the Year...rated three-star prospect by ESPN.com and 247Sports.com...rated No. 69 offensive tackle prospect in the country by 247Sports.com...rated among Top-100 prospects in California by ESPN.com.




35 | BEN DUTTON

Tight End
6-4 / 244
RS-Freshman
Psychology*
Shoreline, Wash. (King's HS)

WASHINGTON STATE

FRESHMAN (2023): Did not appear in a game...redshirt season...Scout Team Player of the Week in the win over Wisconsin.



5 | TYSON DURANT

Defensive Back
5-10 / 178
RS-Senior
Humanities
Copley, Ohio (Akron)

WASHINGTON STATE

SENIOR (2024): Enrolled in January and participated in spring practice.

AKRON

JUNIOR (2023): Played in all 12 games, totaling...had season-high six tackles against Bowling Green...lone interception came 33 tackles, 20 solo, with one tackle-for-loss...added one interception and seven pass breakups against Kentucky...recorded three tackles, all solo, and PBU in win over Kent State...had four tackles on three occasions (Temple, Buffalo, E. Michigan).

SOPHOMORE (2022): Appeared in all 12 games, including nine starts...recorded 39 tackles, including 22 solo stops and 17 assisted tackles...registered a team-high three interceptions and six pass breakups, while adding 0.5 tackles for a loss and one blocked kick...posted a season-high seven tackles, including four solo stops, versus Miami...recorded a 76-yard interception for a touchdown at Northern Illinois...added interceptions against Saint Francis and Buffalo...blocked a kick at Liberty...tallied 0.5 sack versus Eastern Michigan.

FRESHMAN (2021): Appeared in all 12 games for the Zips, including a pair of starts...registered 25 tackles on the campaign, including 12 solo stops, while leading the Zips in fumble returns (1) and ranking third in tackles for a loss (2.5)...recorded a four tackles with one tackle for a loss, one sack, a forced fumble, fumble recovery and interception in the Zips' win at Bowling Green en route to being named the Mid-American Conference East Division Defensive Player of the Week...in that game garnered his first career sack, a 10-yard loss, and in the process stripped the ball...posted a season-best eight tackles, including a trio of solo stops and a half a sack, at Toledo (Nov. 27)...netted five tackles and a half a sack against Kent State (Nov. 20)...recorded three tackles at No. 10 Ohio State (Sept. 25) and a week later added three more stops versus Ohio (Oct. 2).

FRESHMAN (2020): Appeared in three games for Akron...recorded one solo tackle at Buffalo (Dec. 12).

HIGH SCHOOL


Four-year letterwinner at Canton McKinley High School for head coach Marcus Wattle...garnered second-team all-state accolades as a senior...posted 113 career tackles, including 83 solo stops, and collected 15 pass break-ups...finished prep career with 2,100 all-purpose yards and 10 touchdowns...as a senior, finished with 800 all-purpose yards on the offensive side of the ball, including four receptions for 65 yards...recorded four interceptions, eight pass break-ups and two forced fumbles as a senior...four-year letterwinner in basketball and one letter each in baseball and track.

PERSONAL

Majoring in marketing...son of Raymond and Tina Durant.

CAREER STATS

DEFENSE	G/GS	TT	PT	AT	TFL	SACKS	FF	FR	PD	INT/YDS
2020	3/0	1	1	0	0/0	0/0	0	0	0	0/0
2021	12/2	25	12	13	2.5/-13	1/-10	1	1	2	1/17
2022	12/9	39	22	17	0.5/-1	0/0	0	0	9	3/108
2023	12/9	33	20	13	1/-2	0/0	0	0	8	1/2
Totals	39/20	98	55	43	4/-18	1/-10	1	1	19	5/127



4 | ZEVI ECKHAUS

Quarterback
6-0 / 200
Senior
General Studies
Culver City, Calif. (Bryant)

WASHINGTON STATE

SENIOR (2024): Enrolled in January and participated in spring practice.

BRYANT

JUNIOR (2023): Voted Big South Offensive Player of the Year, First-Team All-Big South and was a finalist for the Walter Payton Award...completed 238-of-379 passes (62.8%) for 2,907 yards and 28 touchdowns...averaged 264.3 ypg...ranked third nationally in total offense (296.4 yards/game) and passing touchdowns (28), eighth in points responsible for/game (16.2), ninth in passing yards (2,907), 12th in passing yards/game (264.3), 13th in completions/game (21.64) and 22nd in passing efficiency (147.9)...finished the season with four-straight 300-plus yard passing games, including Association single-game records of 394 yards and six touchdowns against Southeast Missouri that earned him National Player of the Week honors...tossed 22 of his 28 touchdown passes in league play...tied the Bryant single-game (6) and single-season record for touchdowns (28) and established the Bulldogs record for career touchdown passes (75)...threw touchdowns in each of the team's final 10 games, including multiple TD's in seven of those contests...final four games of the season threw for 1,437 yards and 18 total TD's, completing 76.8% of his passes (119-for-155).

SOPHOMORE (2022): Second-Team All-Big South...one of the greatest seasons for a QB in school history...completed 253-of-416 (60.8 percent) passes for 3,228 yards and 26 touchdowns...just the second QB in school history to throw for over 3,000 yards in a single season...completions, passing yards and TD passes are all second in program history...finished with school record 3,393 yards of total offense...r fourth nationally in both passing yards and total offense...posted six 300-yard passing games, including a school record 450-yard game...threw for multiple TDs seven times...18-of-22 for 243 yards and a touchdown at FIU...also rushed for 36 yards and a score vs the Panthers...271 yards and three scores vs URI...threw for 336 yards and three touchdowns at Brown...25-of-35 for 310 yards and four TDs vs Southern Connecticut...34-of-59 for a school-record 450 yards and three TDs at Gardner-Webb...348 yards and three scores at Holy Cross...closed the year with 341 passing yards and four TDs at Robert Morris.

FRESHMAN (2021): Finalist for FCS Jerry Rice Award (finished 4th in voting)...NEC Offensive Rookie of the Year...All-NEC First Team...greatest season for a freshman QB in program history...first true freshman QB in NEC history to win Offensive Rookie of the Year and All-NEC First Team...first Offensive Rookie of the Year in program history...started final 10 games of the season, going 7-3 as a starter...completed 62.8 percent (233-of-371) of his passes for 2,392 yards, 21 TDs and just three INTs...Averaged 217.5 yards per game...rushed for 242 yards and two scores on 71 carries...finished with 2,634 yards of total offense and 23 total TDs...four 300-yard passing games...multiple TD passes in each of his final eight games...passing yards are fourth-most in a single season, completions are second-most and TD passes are fourth-most...completed 9-of-17 for 55 yards in his collegiate debut at URI...started week 2 vs Sacred Heart, throwing for 120 yards and rushing for 82 yards...82 rushing yards are most by a QB in program history...completed 15-of-22 passes at Akron...22-of-29 for 232 yards and two scores at Marist...35-of-49 for 335 yards and three scores vs Brown...threw two TD passes in the final 3:00 minutes to complete comeback win over SFU...29-of-38 for 356 yards and two scores vs LIU...helped Bryant scored DI program record 58 points at Merrimack...22-of-31 for 317 yards and four scores.

HIGH SCHOOL


Played four seasons of varsity football at Culver City...LA Times Back of the Year...posted 137 passing TD and 10,210 passing yards in his career...two-time All-State selection...15 games with at least 4 TD passes, three games of 7 TD passes...59 TD passes one year...had 577 yards passing in one game...Honor Roll student.

PERSONAL

The son of Baila Eckhaus...has five siblings.

CAREER STATS

PASSING	G/GS	PA	PC	INT	YDS	TD	LG	TC	YDS	TD	LG	PLYS	TOFF
2021 (BRY)	11/11	371	233	3	2392	21	45	71	242	2	26	440	2622
2022 (BRY)	11/11	416	253	15	3228	26	61	72	165	2	21	488	3393
2023 (BRY)	11/11	379	238	7	2907	28	76	78	353	1	42	457	3260
Totals	33/33	1166	724	25	8527	75	76	221	760	5	42	1385	9275



13 | JAYLON EDMOND

Defensive Back
5-9 / 153
Freshman
Undeclared
Carson, Calif. (Western HS)

WASHINGTON STATE

FRESHMAN (2024): Enrolled in January and participated in spring practice.

HIGH SCHOOL

Played his first three years at Bishop Gorman High School in Las Vegas before transferring to Western High School for his senior season...rated three-star prospect by ESPN.com and 247sports.com...rated No. 111 overall prospect in California by ESPN.com.

PERSONAL

Parents, Andrew and Kahlaiah.



95 | ANDREW EDSON

EDGE
6-3 / 253
Senior
Computer Science
Snoqualmie, Wash. (Mount Si HS)

WASHINGTON STATE

JUNIOR (2023): Appeared in all 12 games of the season...totaled eight tackles, half solo and the other half assisted...recorded a six yard sack in the opening game of the season against Colorado State...had a quarterback hurry in the games against Oregon States, Cal, and Colorado...named to 2023 Pac-12 Fall Academic Honor Roll and College Sports Communicators Academic All-District.

SOPHOMORE (2022): Appeared in all 13 games...made 16 tackles with 5.5 tackles-for-loss including 2.5 sacks...broke up two passes...made three tackles including 1.5 for loss in win over Idaho...recorded one tackle-for-loss in win at No. 19 Wisconsin...recorded a sack in win over Colorado State...shared one tackle against No. 15 Oregon...made three tackles including one for loss in win over Cal...made two stops at No. 6 USC and one stop at Oregon State...shared one tackle against No. 14 Utah...had a sack in win over Arizona State...batted down a pass in win at Arizona...recorded one tackle and batted down a pass against Fresno State in LA Bowl...named to CoSIDA Academic All-District.

FRESHMAN (2021): Played in all 13 games, with first collegiate start coming at Utah...totaled 10 tackles, six solo, 4.5 tackles-for-loss, 2.5 sacks and two fumble recoveries on season...made collegiate debut, recovered a fumble against Utah State...named WSU Defensive Player of the Week, recorded first career sack, added a QB hurry and recovered a fumble for the second straight week against Portland State...made five tackles including three TFL's and a sack against USC...had one tackle in win over Stanford...made two stops in win at Arizona State...shared a sack in win over Arizona...tied for 3rd in Pac-12 with 2 fumble recoveries.

HIGH SCHOOL

Attended Mount Si High School in Snoqualmie, Wash....as a JUNIOR, named to 4A All-KingCo Second Team on both offense and defense...made 41 tackles with sacks, also caught five passes including one touchdown...as a SENIOR, named to Preseason Top 100 Washington HS Players by SBLive.com...rated three-star prospect by ESPN.com, 247Sports.com and Rivals.com...ranked No. 69 weakside defensive end in the country by 247Sports.com and No. 14 overall prospect in the state by ESPN.com.

PERSONAL

Born in Fargo, N.D....parents, David and Barbara...dad, David played tennis at South Dakota.

CAREER STATS

DEFENSE	G/GS	TT	PT	AT	TFL	SACKS	FF	FR	PD	INT/YDS
2021	13/1	11	7	4	4.5/-22	2.5/-18	0	1	0	0/0
2022	13/0	16	6	10	5.5/-26	2.5/-22	0	0	2	0/0
2023	12/0	8	4	4	0.5/-6	0.5/-6	0	0	0	0/0
Totals	38/1	35	17	18	10.5/-54	5.5/-46	0	1	2	0/0



42 | JACK ELLISON

Linebacker
6-2 / 218
Freshman
Undeclared
Olympia, Wash. (Black Hills HS)

HIGH SCHOOL

Attended Black Hills High School in Washington...as a SENIOR, named All-EvCo League as a linebacker and tight end...named All-Area at tight end after catching 28 passes for 424 yards and five touchdowns...named Black Hills HS Most Valuable Teammate...also named first-team All-League in basketball.



79 | FA'ALILI FA'AMOE

Offensive Line
6-5 / 314
RS-Junior
Human Development
Pago Pago, American Samoa (Leone HS)

WASHINGTON STATE

RS-SOPHOMORE (2023): Appeared and started in all 12 games of the season...started every game at right tackle...named to the Preseason All-Pac-12 Third Team by Athlon and the Pre-season All-Pac-12 Fourth Team by Phil Steele...also named to the Polynesian College Football Player of the Year Watch List.


RS-FRESHMAN (2022): Switched from defensive line to offensive line during spring practice...started final seven games at right tackle...made offensive line debut starting at right tackle at Oregon State (1 pressure on 62 pass snaps)...started at right tackle against No. 14 Utah...started in win at Stanford, earned team's best offensive line grade (1 pressure on 41 pass snaps)...started at right tackle against Arizona State, at Arizona, against Washington and against Fresno State in LA Bowl.

FRESHMAN (2021): Redshirt season...made his college debut in WSU's home victory over Arizona.

FRESHMAN (2020): Did not appear in a game.

HIGH SCHOOL

Attended Leone High School in American Samoa...as a SENIOR, served as team captain...was one of two players from American Samoa selected to play in 2020 Polynesian Bowl in Honolulu.



83 | VAN FESSLER

Wide Receiver
5-11 / 192
RS-Sophomore
Electrical Engineering
Silverton, Ore. (Silverton HS)

WASHINGTON STATE

RS-FRESHMAN (2023): Did not appear in a game...named to 2023 Pac-12 Fall Academic Honor Roll.


FRESHMAN (2022): Walked on prior to season...did not appear in a game...redshirt season.

HIGH SCHOOL

Attended Silverton High School in Oregon...as a SENIOR, named first team All-Conference at Wide Receiver and Defensive Back and Offensive Player of the Year...also played baseball.

PERSONAL

Born in Silverton, Ore...dad, Mike Fessler played football at Oregon State University...younger brothers, Callen and Maddox.



37 | ASLAN FRASER

Defensive Back
5-11 / 196
RS-Fr.
Economics
Tacoma, Wash. (Lakes HS)

WASHINGTON STATE

FRESHMAN (2023): Did not appear in a game...redshirt season.



0 | TONY FREEMAN

Wide Receiver
5-8 / 162
Sophomore
Undeclared
Richmond, Calif. (College of San Mateo)

WASHINGTON STATE

SOPHOMORE (2024): Enrolled in January and participated in spring practice.

COLLEGE OF SAN MATEO

FRESHMAN (2023): Saw action in 13 games, totaling 40 receptions for 660 yards and 7 touchdowns...helped team to 11-2 record and berth in CCCAA Football State Championship game, falling 24-21 to Riverside...season-best seven receptions for 75 yards and a touchdown in 24-23 win over American River.




56 | GAVIN FUGATE

Linebacker
6-3 / 217
RS-Freshman
Undeclared
Chehalis, Wash. (W F West HS)

WASHINGTON STATE

FRESHMAN (2023): Did not appear in a game...redshirt season.



80 | BRANDEN GANASHAMDORTHY

Wide Receiver
6-3 / 197
RS-Freshman
Undeclared
Monroe, Wash. (Eastside Catholic HS)

WASHINGTON STATE

FRESHMAN (2023): Did not appear in a game...earned WSU Scout Team Player of the Week honors for Colorado State...redshirt season.



4 | KAPENA GUSHIKEN

Defensive Back
6-0 / 184
RS-Senior
Human Development
Pukalani, Maui, Hawaii (Saddleback College)

WASHINGTON STATE

JUNIOR (2023): Enrolled in January and participated in spring practice...appeared in all 12 games and started in five...totaled 36 tackles during the season, 16 solo and 20 assisted...credited with 1.5 tackles for loss and a total of five pass breakups...recorded a sack for a nine yard loss and had a 88-yard interception return for a touchdown in the game against UCLA...it marked the longer interception return for a TD since Francisco Mauigoa raced 95 yards against Oregon for the pick-6 in 2022...made six tackles in the game against Arizona, a season high...named College Sports Communicators Academic All-District.

JUNIOR COLLEGE

SOPHOMORE (2022): Played at Saddleback College in southern California...named to the All-National Division Southern League First Team...appeared in nine games, made 22 tackles with one for loss, one forced fumble, one interception and six pass breakups...rated three-star junior college prospect and seventh-best junior college cornerback in the country by ESPN.com.

FRESHMAN (2021): Played at Saddleback College in southern California...made 16 tackles and led team with eight pass breakups.

HIGH SCHOOL

Attended Kamehameha High School in Hawaii...two-time all-league selection and earned All-State honors in football...also lettered in track, volleyball and basketball.

CAREER TOTALS

DEFENSE	G/GS	TT	PT	AT	TFL	SACKS	FF	FR	PD	INT/YDS
2023	12/5	36	16	20	1.5/-10	1/-9	0	0	6	1/88



60 | DAVID GUSTA

Defensive Tackle
6-3 / 302
RS-Junior
Psychology
San Bernardino, Calif. (Cajon HS)

WASHINGTON STATE

RS-SOPHOMORE (2023): Appeared in 11 games, 10 in a starting role...totaled 30 tackles, 10 solo and 20 assisted...credited with three quarterback hurries and two tackles for loss with half a sack...had four tackles in season-opening win at Colorado State...recorded three tackles in win over Northern Colorado...had four tackles in win over No. 14 Oregon State...three tackles at UCLA...recorded season high seven tackles and half a sack in the win over Colorado...had two tackles in Apple Cup...recorded QB hurry in games against Oregon State, Arizona and Colorado.

RS-FRESHMAN (2022): Appeared in 10 games, one as a starter...recorded 11 tackles including one for loss and batted down a pass...made collegiate debut, batted down a pass in season-opening win over Idaho...recorded season-high three tackles including one for loss in win at No. 19 Wisconsin...shared one tackle in win over Colorado State...made 1st career start and recorded one tackle against No. 15 Oregon...made two stops in win over Cal...made one tackle at No. 6 USC...did not play against Oregon State, Utah, Stanford...recorded one tackle and two quarterback hurries in win over Arizona State...made two stops in win at Arizona.

FRESHMAN (2021): Did not appear in a game...redshirt season.

HIGH SCHOOL

Attended Grand Terrace High School in southern California his first three seasons...as a SOPHOMORE, in seven games made 42 tackles with 12 for loss including 6.5 sacks, three fumble recoveries and two forced fumbles...as a JUNIOR, named to All-Sunkist League First Team after making 62 tackles with 14 sacks, one fumble recovery and two forced fumbles...as a SENIOR, attended Cajon High School in San Bernardino, Calif...rated three-star prospect by ESPN.com, 247Sports.com and Rivals.com...rated No. 45 defensive tackle in the country and No. 97 overall prospect in California by 247sports.com.

CAREER TOTALS

DEFENSE	G/GS	TT	PT	AT	TFL	SACKS	FF	FR	PD	INT/YDS
2022	10/1	11	5	6	1/-3	0/0	0	0	0	0/0
2023	11/10	30	10	20	2/-6	0.5/-3	0	0	0	0/0
Totals	21/1	41	15	26	3/-9	0.5/-3	0	0	0	0/0



38 | NICK HABER

Punter
6-5 / 213
Senior
Strategic Communication
Sunshine Coast, Queensland, Australia (Meridan St. Coll.)

WASHINGTON STATE

JUNIOR (2023): Appeared in all 12 games...totaled 46 punts for 2041 yards...averaged 44.4 yards per punt and had a season long of 62 yards...three of the punts resulted in a touchback and another 14 were inside the 20...five of 46 punts were 50+ yards...recorded a punt in every game except the win over Oregon State...punted three times at Colorado State for 133 yards...recorded six punts against Wisconsin for 258 yards...punted for a season-high eight times against UCLA for 362 yards...punted six times against Stanford...named to the Preseason All-Pac-12 Second Team by Pac-12 media, Athlon, and Phil Steele...selected to the Ray Guy Award Watch List and Ray Guy Award Ray's 8 for top punter of the week against UCLA...named to 2023 Pac-12 Fall Academic Honor Roll.

SOPHOMORE (2022): Named All-Pac-12 Conference Honorable Mention...started all 13 games...punted 59 times for 2,502 yards, averaged 42.4 yards-per-punt, third-best in the Pac-12...averaged 4.13 seconds of hang time, best in the Pac-12 and No. 11 in the country...had a long of 62 with one touchback, 30 punts fair caught, 22 inside the 20 and six of 50+ yards...named to Preseason All-Pac-12 Third Team (Athlon, Phil Steele) and Preseason All-Pac-12 Honorable Mention (Media)...punted four times with a long of 49 against Idaho...punted four times with long of 51 in win at No. 19 Wisconsin...named WSU Special Teams Player of the Week, punted twice including career-long of 61 yards in win over Colorado State...punted three times with a long of 45 and put one inside the 20 against No. 15 Oregon...punted five times, had career-best three punts inside 20 in win over Cal...punted career-high seven times with two inside the 20 at No. 6 USC...punted six times and put two inside the 20 at Oregon State...had career-long 62-yard punt against No. 14 Utah...punted five times, put three inside the 10 and four fair catches in win at Stanford...named WSU Special Teams Player of the Week, put three punts inside the 20 in win over Arizona State...had 52-yard punt and put two punts inside the 20 in win at Arizona...punted four times and threw a 36-yard pass on fake punt in Apple Cup...punted five times, two of 50+ yards and three were put inside the 20 against Fresno State in LA Bowl.

FRESHMAN (2021): Enrolled at WSU in January and participated in spring practice... Appeared in all 13 games during freshman campaign, totaling 52 punts for 2,225 yards, a 42.8 yards per punt average...included were 28 fair catches, 14 inside the 20, five of 50-plus and three touchbacks...named to the 2021 FVAA Freshman All-America Team, WSU's first Freshman All-American since safety Jalen Thompson and running back James William each earned Freshman All-America honors in 2016... named to All-True Freshman Team by PFF College...made collegiate debut, punted three times and put first two career punts inside the 20 and kicked off once against Utah State...averaged 44.5 yards on four punts with a long of 60 against Portland State...had four punts with one inside the 20 and a long of 49 against USC...punted four times, averaged 50 yards/p with a pair of 50+yard kicks (59,53) at Utah...had five punts with two inside the 20, one blocked and had four punts fair caught in win at Cal...punted twice and put one inside 20 against Oregon State...punted three times and put one inside the 20 at Arizona State...had five punts and put one inside 20 at No. 3 Oregon...had six punts and put two inside the 20 in win over Arizona... Had season-high seven punts in bowl game while averaging 43.3 yards and put two inside the 20 during Apple Cup...matched season-high with seven punts for 303 yards, 43.3 avg., with long of 56 and two inside the 20 against Central Michigan in Sun Bowl...tied for 2nd in Pac-12 with 28 punts fair caught.

HIGH SCHOOL


Graduated from Meridan State College (High School) in 2017...attended Prokick Australia, a widely respected group who develops punters and kickers...as a SENIOR, attended the Brisbane Lions Academy in the Australian Football League (AFL)...rated eighth-best punter in the 2021 class by 247Sports.com.

PERSONAL

Pronounced "HAH-ber-er"...born in Australia...parents, Wil and Raelene...older brother, Bryce...attended Prokick Australia, a widely respected group who develops punters and kickers...rated No. 8 punter in 2021 class by 247Sports.com.

CAREER STATS

PUNTING	G/GS	NO.	YDS	AVG.	LG	TB	FC	I20	50+	BLK/TO
2021	13/13	52	2225	42.8	60	3	28	14	5	1 1/0
2022	13/13	59	2502	42.4	62	1	30	22	6	0 0/0
2023	12/12	47	2088	44.4	62	3	25	14	5	0 0/0
Totals	38/38	158	6815	43.1	62	7	83	50	16	1 0/0




30 | HUNTER HAINES

Defensive Back
6-1 / 202
Freshman
Undeclared
West Linn, Ore. (West Linn HS)

HIGH SCHOOL

As a SENIOR, helped team to a 11-1 record and a sport in the Oregon State 6A semifinals...named Oregon 6A regular season and Three Rivers League Defensive Player of the Year...Oregon Prep Redzone Defensive Player of the Year and All-State selection...First-Team Three Rivers League safety and kick returner...recorded eight interceptions and three kickoff return touchdowns...finished season with 60-plus tackles, nine total touchdowns and 10 pass breakups...JUNIOR season helped team to Oregon 6A State Championship...JUNIOR season named Oregon 6A All-State honorable mention and helping team to 12-1 record and 6A State title... First-Team Three Rivers League safety...rated three-star prospect and ninth overall prospect in Oregon by 247sports.com.



1 | STEPHEN HALL

Defensive Back
6-0 / 199
RS-Junior
Social Sciences
Memphis, Tenn. (NW Mississippi CC)

WASHINGTON STATE

RS-SOPHOMORE (2023): Enrolled in January and participated in spring practice... appeared in 11 games, three as a starter...totaled 20 tackles, 10 solo...made Cougar debut at Colorado State...credited with three tackles for loss and one pass breakup...first Division I tackle came against Northern Colorado, had three on the game...posted three solo tackles, a season high, one for loss, against Arizona... recorded a tackle for loss in game against ASU...first career start came against Stanford, where he had three tackles...season high five tackles in games against Cal and Colorado, both in starting role.

JUNIOR COLLEGE

RS-FRESHMAN (2022): Played at Northwest Mississippi CC...named All-Region 23 and All-MACCC North Division First Team...appeared in 12 games, made 24 tackles with one for loss, one interception and six pass breakups...named to NWMCC Athletic Director's Honor Roll (3.00 GPA+)...rated three-star junior college prospect and No. 17 junior college cornerback in the country by ESPN.com.

FRESHMAN (2021): Helped Northwest to a 9-3 overall record, the MACCC Championship and an appearance in NJCAA Division I Football Playoffs...battled injuries, but played in six games, earning eight tackles and two pass breakups.

FRESHMAN (2020): Played in all six contests, helping Northwest to the National Community College Football Championship...finishing with 13 total tackles and five pass breakups...earned a career-high four tackles in two games at Northeast and Mississippi Delta...also blocked a kick in win at Holmes.

HIGH SCHOOL

Played for coach Tyler Turner at Olive Branch...helped the Conquistadors to a 9-4 record and the second round of the MHSAA Class 6A playoffs as a senior...tallied 34 total tackles, 15 pass breakups and four interceptions during his final campaign... was a Region 1-6A first team selection following the 2019 season.

PERSONAL

Son of Miracle Hall...has three siblings, Ashley Jefferson (22), Theaudry Hall (13) and Mariah Hall (12)...nickname is "Steve."

CAREER TOTALS

DEFENSE	G/GS	TT	PT	AT	TFL	SACKS	FF	FR	PD	INT/YDS
2023	11/3	20	10	10	3/-9	0/0	0	0	1	0/0

**99 | DURHAM HARRIS**

Longsnapper
5-9 / 193
RS-Junior
Undeclared
Corpus Christi, Texas (Texas State))

WASHINGTON STATE

RS-JUNIOR (2024): Enrolled in January and participated in spring practice.

TEXAS STATE

JUNIOR (2023): Played in one game...redshirt season.

SOPHOMORE (2022): Played in all 12 games as the long snapper on punts ...76 snaps on punt...two tackles...recorded one tackle in the win against FIU in the home opener on Sept. 10...had one tackle at Troy on Oct. 15.

FRESHMAN (2021): Played in all 12 games as a long snapper on punts and field goals...had 65 snaps on punts and 50 snaps on field goals...named to 2022 Dean's List.

FRESHMAN (2020): Saw action in 3 games as a long snapper on punts and field goal...played in the final 3 games of the season9 s... had 9 snaps on punts and 16 on field goal.

HIGH SCHOOL

Played at Flour Bluff HS (TX)...selected the Nation's best Football Snapper of the Day on Mar. 31, 2020...named Honorable Mention All-District defensive lineman as a senior.

CAREER TOTALS

DEFENSE	G/GS	TT	PT	AT	TFL	SACKS	FF	FR	PD	INT/YDS
2020 (TXST)	3/3	0	0	0	0/0	0/0	0	0	0	0/0
2021 (TXST)	12/12	0	0	0	0/0	0/0	0	0	0	0/0
2022 (TXST)	12/12	2	1	1	0/0	0/0	0	0	0	0/0
2023 (TXST)	1/0	0	0	0	0/0	0/0	0	0	0	0/0
Totals	28/27	2	1	1	0/0	0/0	0	0	0	0/0

**98 | RYAN HARRIS**

Kicker / Punter
5-11 / 192
Sophomore
Undeclared
San Diego, Calif. (San Diego Mesa College)

JUNIOR COLLEGE

FRESHMAN (2023): Attended San Diego Mesa College...averaged 38.9 yards-per-punt on 55 punts with a long of 64...23 inside the 20 and 19 fair caught...went 2-of-7 on field goal attempts with a long of 50 and made all 14 extra-point attempts.

**55 | AJ HASSON**

Offensive Line
6-3 / 289
Freshman
Sport Management*
Davis, Calif. (Davis HS)

WASHINGTON STATE


FRESHMAN (2024): Enrolled in January and participated in spring practice.

HIGH SCHOOL

Attended Davis High School in California...as a JUNIOR, named to Sacramento Bee 2022 All-Metro Football Team on offense...named Delta League Co-All Purpose Player of the Year and All-Delta League First Team...SENIOR season earned Best Offensive Lineman honors... 2023 Delta League Offensive Lineman of the Year and first-team all-league...rated three-star prospect by ESPN.com and 247sports.com.

PERSONAL


Parents, Paul and Aimee...mom, Aimee is in the UC Davis Basketball Hall of Fame... dad, Paul was a captain on the UC Davis football team.

**35 | LANE HEERINGA**

Running Back
5-9 / 205
RS-Freshman
Construction Mgmt.*
Lynden, Wash. (Lynden HS)

WASHINGTON STATE

FRESHMAN (2023): Did not appear in a game...earned WSU Scout Team Player of the Week honors following Colorado State...redshirt season.

**8 | CARLOS HERNANDEZ**

Wide Receiver
6-0 / 189
Sophomore
Kinesiology*
Alhambra, Calif. (Monrovia HS)

WASHINGTON STATE

FRESHMAN (2022): Enrolled in January and participated in spring practice... appeared in all 12 games at the wide receiver position...totaled 24 receptions for 258 yards with the longest reception being 48 yards...recorded five receptions for 58 yards in win over Colorado State...caught two passes for 14 yards in win at home against Wisconsin...caught another four passes in win over Northern Colorado... credited with seven receptions, a personal season high, for 39 yards in win against Oregon State...caught 2 passes for 48 and 29 yards in the win over Colorado.

HIGH SCHOOL

Attended Monrovia High School in southern California...as a JUNIOR, named All-Area First Team and Rio Hondo League MVP after leading the area with 71 catches, 1,594 receiving yards and 23 touchdowns...as a SENIOR, named to preseason San Gabriel Valley top wideout...named Rio Hondo MBP and All-Rio Hondo League after catching 46 passes for 860 yards and 10 touchdowns...had four interceptions... rated three-star prospect by ESPN.com, Rivals.com and 247Sports.com.

CAREER TOTALS

RECEIVING	G/GS	PC	YDS	AVG	TD	LG
2023	12/0	24	258	10.8	0	48

**61 | CHRISTIAN HILBORN**

Offensive Line
6-5 / 308
RS-Junior
Social Sciences
Salt Lake City, Utah (Highland HS)

WASHINGTON STATE

RS-FRESHMAN (2022): Appeared and started in all 12 games, eight at left guard and the other four at left tackle...Allowed zero sacks against Northern Colorado and only one against Oregon State...did not allow a QB hurry against Washington.

RS-FRESHMAN (2022): Started all 13 games...started first 10 games at left guard... started final three games at left tackle...had team's best run-blocking grade in win at No. 19 Wisconsin...started at left guard, played left tackle in second half in win at Stanford...started at left tackle in win at Arizona, earned team's best offensive line grade (0 pressures in 41 pass snaps)...started at left tackle in Apple Cup and against Fresno State in LA Bowl.

FRESHMAN (2021): Appeared in two games...made collegiate debut on offense late in Apple Cup win, played right tackle...started at right tackle in 2022 Sun Bowl against Central Michigan...redshirt season.

HIGH SCHOOL

Attended Highland High School in Salt Lake City...as a JUNIOR, on defense made 34 tackles with 13.5 for loss including seven sacks...as a SENIOR, named to the All-State Second Team by MaxPreps...named to the Blue-Gray All-American Bowl Watch List...rated three-star prospect by ESPN.com and 247Sports.com.

PERSONAL

Parents, Gerald and Kristine...older brother, Caden played offensive line at Hawaii...high school teammates with Rodrick Tialavea.



17 | BRANDON HILLS


Wide Receiver
5-10 / 164
RS-Freshman
Kinesiology*
Colorado Springs, Colo. (Vista Ridge HS)

WASHINGTON STATE

FRESHMAN (2023): Did not appear in a game...redshirt season.

HIGH SCHOOL

Attended Vista Ridge High School in Colorado...recorded back-to-back seasons with 1,000 receiving yards as a junior and senior, four career punt returns for touchdowns and two kick returns for touchdowns...as a SOPHOMORE, won the 5A State Championship in the long jump...as a JUNIOR, caught 69 passes for 1,069 yards and 13 touchdowns, also returned two punts for touchdowns and two kickoffs for touchdowns...as a SENIOR, named to the All-State First Team by The Denver Post and Southern League Co-Offensive Player of the Year...led the state with 1,548 receiving yards and 20 touchdown catches...averaged 129.0 yards-per-game...caught 79 passes for 1,548 yards and 20 touchdowns, totaled 2,104 all-purpose yards...rated three-star prospect by ESPN.com and 247Sports.com...rated sixth-best overall prospect in Colorado by ESPN.com.



90 | MICHAEL HUGHES

EDGE
6-4 / 230
RS-Freshman
Kinesiology*
Santa Ana, Calif. (Santa Ana HS)

WASHINGTON STATE

FRESHMAN (2023): Did not appear in a game...earned WSU Scout Team Player of the Week honors following Colorado State...redshirt season.



1 | KRIS HUTSON

Wide Receiver
5-11 / 175
Senior
Social Sciences
Compton, Calif. (Oregon)

WASHINGTON STATE

SENIOR (2023): Enrolled in January and participated in spring practice.

OREGON

JUNIOR (2023): Played in just five games, with lone catch of season coming for eight yards in win over Stanford...also played against Hawaii, Colorado, Washington State and Washington.

SOPHOMORE (2022): Appeared in all 13 games for the Ducks while making 10 starts...Second on the team with 44 catches for 472 yards, averaging 10.7 yards per catch...At least one catch in each of the final 12 games, including 10 games with multiple receptions...Recorded 15 catches of 10-plus yards, seven of 20-plus yards, three of 30-plus yards and two of 50-plus yards...Also returned 10 punts with a long of 21 yards, and 12 kickoffs with a long of 33 yards...at Washington State (Sept. 24): Five catches for 72 yards, including a then-career-long 55-yard reception...at Arizona (Oct. 8): 60 receiving yards on just two catches, with a long catch of 42 yards...at Colorado (Nov. 5): Second straight game with four catches totaling 80 yards, headlined by a career-long 58-yard catch-and-run...vs. No. 25 Washington (Nov. 12): Matched then-career-high with seven catches for 55 yards...vs. No. 10 Utah (Nov. 19): Established a new career-high with nine receptions for 56 yards.

FRESHMAN (2021): Played in all 14 games for Oregon as a second-year freshman...Caught 31 passes for 419 yards and two touchdowns, ranking second among Ducks in receiving yards and third in receptions...Racked up 18 catches for 239 yards and two touchdowns in the final four games of the season...Eight receptions of at least 20 yards, and three of 30-plus yards...Also returned 14 kickoffs for 313 yards...Played 616 total snaps, including 577 on offense...at No. 23 Utah (Nov. 20): Four catches for a career-high 96 yards, headlined by a career-long 50-yard reception...vs. Oregon State (Nov. 27): Posted his second straight productive game, catching a career-high seven passes for 82 yards and his first career touchdown...First TD was a seven-yard pass from Anthony Brown in the fourth quarter...vs. No. 16 Oklahoma (Dec. 29): In the Valero Alamo Bowl with six catches for 55 yards and his second career touchdown (34 yards).

FRESHMAN (2020): Appeared in all seven games for Oregon as a true freshman during the pandemic-shortened 2020 season...Caught four passes for 37 yards and returned five kickoffs for a total of 107 yards...at Washington State (Nov. 14): Made first career catch – a 9-yard reception – to move the chains on a 4th-and-2, finished with two catches for 18 yards...vs. Iowa State (Jan. 2): Handled kickoff return duties for Oregon in the Fiesta Bowl, running back five kicks for a total of 107 yards with a long return of 36 yards.

HIGH SCHOOL

Consensus four-star prospect by ESPN, Rivals and 247Sports...ranked the No. 100 overall prospect in the country and the No. 17 wide receiver in the class by Rivals...consensus top-40 recruit in California...rated as the No. 4 wide out in California by Rivals and No. 11 by 247Sports...ranked the No. 3 athlete in California by ESPN and the No. 36 overall prospect in the state...named to the Prepstar Top 150 Dream Team at No. 143 overall...three-year letterman and a team captain senior year...combined for 148 receptions for 2,491 yards and 31 TDs over his three seasons...finished with 11 career 100-yard receiving games...caught a TD pass in 21 of 37 career games, including nine games with multiple touchdown grabs...also returned three kickoffs and one punt for touchdown...named first-team All-Trinity League as both a junior and a senior...as a senior, helped lead team to 2019 Open Division State Championship and the Southern Section Division 1 Championship...earned first-team Division 1 All-CIF Southern Section honors...had 69 receptions for 1,291 yards and 15 TDs with a kick return TD in 13 games...in the Open Division State Championship Game, had seven receptions for 133 yards, highlighted by a 20-yard TD catch...high school coach was Jason Negro.

CAREER TOTALS

RECEIVING	G/GS	PC	YDS	AVG	TD	LG
2020 (ORE)	7/0	4	37	9.2	0	11
2021 (ORE)	14/0	31	419	13.5	2	50
2022 (ORE)	13/10	44	472	10.7	0	58
2023 (ORE)	5/0	1	8	8.0	0	8
Totals	39/10	80	936	11.7	2	58



18 | KAMANI JACKSON

Defensive Back
5-11 / 181
Freshman
Undeclared
El Cerrito, Calif. (El Cerrito HS)

HIGH SCHOOL

Attended El Cerrito High School in California...defensive backs coach was Coug legend Lamont Thompson...high school teammates with current Coug DB Warren Smith Jr., same high school as former Coug defensive backs Thompson, Marcellus Pippins and Derrick Langford Jr....as a JUNIOR, named All-Tri-Country Athletic League Rock Division Team, picked off 10 passes, recorded nine pass breakups and forced a fumble, also scored six touchdowns...as a SENIOR, helped El Cerrito to 12-2 record while reaching Division 2-A Regional Finals of CIF State Football Championship...registered three interceptions...named NorCal Multi-Purpose Player of the Week September 5, had 50-yard touchdown run, 60-yard interception return for a touchdown, a 75-yard kickoff return for a touchdown and 21-yard touchdown catch...rated three-star prospect by ESPN.com and 247sports.com.

PERSONAL

Parents, Brandon and Shaunte.



93 | JACK JANIKOWSKI

EDGE
6-2 / 241
RS-Freshman
Business
Fallbrook, Calif. (Cathedral Catholic HS)

WASHINGTON STATE

FRESHMAN (2023): Did not appear in a game...redshirt season.




33 | GAGE JONES

Defensive Back
6-1 / 194
Freshman
Undeclared
Eagle, Idaho (Eagle HS)

HIGH SCHOOL

Attended Eagle High School in Idaho...two-time All-State selection...as a SENIOR in 2021, named 5A Defensive Player of the Year and named Idaho Academic All-American...rated three-star prospect by 247Sports.com...served two-year LDS mission in Chile.



49 | DEAN JANIKOWSKI

Kicker
6-1 / 226
RS-Senior
Digital Tech. & Culture/MBA
Fallbrook, Calif. (Cathedral Catholic HS)

WASHINGTON STATE

RS-JUNIOR (2023): Appeared as the place kicker in all 12 games...Preseason All-Pac-12 Honorable Mention by the media...Wuerffel Trophy Watch List, College Football's Award for Community Service...WSU Special Team Player of the Week against Colorado State...William V. Campbell Trophy Semifinalist, give to the nation's best scholar athlete...Perfect on 44 PAT attempts this season and 10-15 on field goal attempts...season high eight PATs made in wins over Northern Colorado and Colorado...three field goals made in game against Oregon...attempted a PAT in every game except Arizona and attempted a field goal in every game except Northern Colorado, Arizona, and Colorado...named to 2023 Pac-12 Fall Academic Honor Roll.

RS-SOPHOMORE (2022): Appeared in 12 games, did not kick in LA Bowl...went 11-of-14 on field goal attempts with long of 50...went 40-of-41 on PAT...recorded 73 points, fifth-most among Pac-12 Conference kickers...named to Preseason All-Pac-12 First Team (Media, Athlon, Phil Steele)...went 1-of-3 with long of 34 against Idaho...made only field goal attempt (26 yards) in win at No. 19 Wisconsin...made only field goal attempt (22 yards) in win over Colorado State...made both field goal attempts (38, 38) against No. 15 Oregon...connected on only field goal attempt (29 yards) at Oregon State...connected on only field goal attempt (42 yards) against No. 14 Utah...made only field goal attempt (22 yards) and career-high 7-7 PAT in win at Stanford...made two field goals (50, 29) with career-long of 50 in Apple Cup.

RS-FRESHMAN (2021): Named to 2021 All-Pac-12 First Team...finished season 3rd in Pac-12 in made field goals (14) and 4th in points by kickers (84)... Led Pac-12 in field goal percentage (82.4)... started all 13 games as WSU's place kicker...made collegiate debut in season-opener against Utah State, went 3-of-4 on FG attempts, made from 35, 26, 27) and missed from 31 (hit left upright), also kicked off 6 times... made only FG attempt (23) against Portland State, went 5-of-6 on PAT...made both FG attempts (39, 20) at Utah...connected on all 3 PAT in win at Cal...made all 3 PAT and only FG attempt (30) in win over Oregon State... went 4-of-5 on PAT in win over Stanford...tallied 10 points, made 2 FG (40,32) including career-long 40 in win at Arizona State...made only FG (34) at No. 3 Oregon...made all 6 PAT in win over Arizona...Pac-12 Special Teams Player of the Week, went 4-of-5 on FG with long of 41 and made all 4 PAT in Apple Cup win, four made (31, 25, 41, 39) field goals tied for most by WSU kicker in Apple Cup.

RS-FRESHMAN (2020): Did not appear in a game.


FRESHMAN (2019): Preferred walk-on...redshirt season...did not appear in a game.

HIGH SCHOOL

Attended Cathedral Catholic High School...as a SENIOR, went 7-of-8 on field goal attempts with a long of 44 and went 34-for-34 on PAT...had 70 kickoffs with 49 touchbacks.

CAREER STATS

KICKING	G/GS	PTS	PAT	FG	1-29	30-39	40-49	50+	LG	KO	TB
2020	0/0	0	0-0	0-0	0-0	0-0	0-0	0-0	0	0	0
2021	13/13	84	42-44	14-17	5-5	7-8	2-4	0-0	41	6	0
2022	12/12	73	40-41	11-14	6-7	3-3	1-1	1-3	50	0	0
2023	12/12	74	44-44	10-15	1-1	5-5	2-5	2-4	55	0	0
Totals	37/37	231	126-129	35-46	12-13	15-16	5-10	3-7	55	6	0



22 | JOSH JOYNER

Running Back
5-8 / 161
Freshman
Communications*
Oxnard, Calif. (Pacifica HS)

WASHINGTON STATE


FRESHMAN (2024): Enrolled in January and participated in spring practice.

HIGH SCHOOL

Attended Pacifica High School in California...as a JUNIOR, named All-CIF, Channel League MVP, Large School All-County...rushed for 933 yards and 10 touchdowns on 111 carries, averaged 8.4 yards-per-carry, also caught 29 passes for 440 yards and four touchdowns, had a 60-yard punt return...as a SENIOR, named Channel League MVP, rushed for 782 yards and nine touchdowns on 106 carries with 7.4 yards-per-carry and four 100-yard games...also caught 25 passes for 275 yards and five touchdowns...also plays basketball and runs track...rated three-star prospect by ESPN.com, Rivals.com and 247sports.com...rated No. 58 running back prospect in the country and No. 67 overall prospect in California by 247sports.com.

PERSONAL

Mom, Kim.




88 | MASON JUERGENS

Wide Receiver
6-2 / 192
RS-Freshman
Finance
Olympia, Wash. (Olympia HS)

WASHINGTON STATE

FRESHMAN (2023): Did not appear in a game...redshirt season.



70 | DEVIN KYLANY

Offensive Line
6-5 / 303
RS-Junior
Human Development
Lake Stevens, Wash. (Lake Stevens HS)

WASHINGTON STATE

RS-SOPHOMORE (2023): Saw action in all 12 games...all in a reserve role...played mainly on special teams.

RS-FRESHMAN (2022): Appeared in seven games, mostly on special teams...appeared at center late in win at Stanford...appeared at CENTER against Fresno State in LA Bowl.

FRESHMAN (2021): Redshirt season...missed year while recovering from injury.

FRESHMAN (2020): Enrolled early in January...made collegiate debut appeared in season-finale on field goal and PAT at Utah.

HIGH SCHOOL

Attended Lake Stevens High School in Washington...four-year letterwinner...as a SOPHOMORE, named to All-State Second Team, All-Wesco First Team and All-Area...as a JUNIOR, named to All-Wesco League First Team...as a SENIOR, missed most of season with leg injury, returned for playoffs and helped LSHS to a 11-1 record and quarterfinal showing of Washington State 4A playoffs...rated three-star prospect by ESPN.com, 247Sports.com and Rivals.com...rated No. 4 offensive lineman and No. 18 prospect in Washington by 247Sports.com...named a Red Chip Prospect (Top-100 prospects in Washington) by The Seattle Times...also lettered three times in wrestling.

PERSONAL

Born in Seattle...mother, Monique...older sister, Sarah...older brothers, Zack and Adam...younger brother, Gabe...brother, Zack attends WSU.



99 | BRYSON LAMB

Defensive Tackle
6-2 / 288
RS-Sophomore
Kinesiology*
Bellingham, Wash. (Squalicum HS)

WASHINGTON STATE

RS-FRESHMAN (2023): Saw action two games...played a reserve role against Northern Colorado and Arizona State...did not record any statistics...named WSU Scout Team Player of the Week against Northern Colorado and Colorado...named to 2023 Pac-12 Fall Academic Honor Roll.

FRESHMAN (2022): Walked on prior to season...did not appear in a game...redshirt season...named Scout Team Player of the Week following win over Arizona.

CAREER TOTALS

DEFENSE	G/GS	TT	PT	AT	TFL	SACKS	FF	FR	PD	INT/YDS
2022	0/0	Redshirt Season								
2023	2/0	0	0	0	0/0	0/0	0	0	0	0/0



2 | JACKSON LATAIMUA

Defensive Back
5-11 / 197
RS-Junior
Social Sciences
San Bruno, Calif. (Serra HS)

WASHINGTON STATE

RS-SOPHOMORE (2023): Earned a varsity letter after playing in all 12 games, seven in a starting role...totaled 32 tackles, 19 solo, along with 2 tackle-for-loss, 1 interception, one pass breakup and one forced fumble...career-best seven tackles at UCLA, including lone TFL of season...had five tackles in win over No. 14 Oregon State, and five tackles at Oregon...recorded interception in season-opening win at Colorado State.

RS-FRESHMAN (2022): Appeared in 11 games, mostly on special teams...made collegiate debut on special teams in win over Idaho...recorded first career tackle at Oregon State...made career-best two tackles in win at Stanford...shared a tackle in win over Arizona State.

FRESHMAN (2021): Redshirt season, did not appear in a game.

FRESHMAN (2020): Did not appear in a game.

HIGH SCHOOL

Attended Junipero Serra High School in San Mateo, Calif...as a JUNIOR, named to All-West Catholic League Second Team after making 59 tackles with one sack and one interception...as a SENIOR, named West Catholic League Co-Defensive Back of the Year and All-WCAL First Team after making 31 tackles with two for loss, one sack and one interception...also rushed for five touchdowns...rated three-star prospect by ESPN.com and 247Sports.com.

CAREER TOTALS

DEFENSE	G/GS	TT	PT	AT	TFL	SACKS	FF	FR	PD	INT/YDS
2022	10/0	4	3	1	0/0	0/0	0	0	0	0/0
2023	12/7	31	19	12	1/-1	0/0	0	1	2	1/0
Totals	22/7	35	22	13	1/-1	0/0	0	1	2	1/0



44 | KHALIL LAUFU

Defensive Tackle
6-3 / 293
Sophomore
Undeclared
Salt Lake City, Utah (Herriman HS)

WASHINGTON STATE

FRESHMAN (2023): Earned varsity letter after playing nine contests on the year... totaled 12 tackles on the season, four solo...had two tackles in college debut against Northern Colorado...season-best four tackles against Arizona...also had three tackles against Colorado.

HIGH SCHOOL

Attended Herriman High School in Utah...as a JUNIOR, recorded 57 tackles including 23.5 tackles-for-loss with 7.5 sacks, one forced fumble and one fumble recovery...also earned All-State honorable mention as an offensive guard...as a SENIOR, named to the 6A All-State Second Team after making 64 tackles with 17 for loss including 10.5 sacks and two forced fumbles...rated three-star prospect by ESPN.com, Rivals.com and 247Sports.com...rated No. 101 defensive tackle in the country by ESPN.com.

CAREER TOTALS

DEFENSE	G/GS	TT	PT	AT	TFL	SACKS	FF	FR	PD	INT/YDS
2023	9/0	12	4	8	0/0	0/0	0	0	0	0/0



78 | AUSTIN LAWRENCE

Offensive Line
6-5 / 295
RS-Junior
Social Science
Puyallup, Wash. (Northern Colorado)

NORTHERN COLORADO

RS-SOPHOMORE (2023): Appeared in 10 games...helped pave the way for an offense that rushed for 1224 yards and 113.3 yards per game and seven touchdowns...behind Lawrence, the Bears had two running backs who rushed for more than 100 yards in a game, with each running back earning a career-high rushing yards per game.

RS-FRESHMAN (2022): Appeared in one game...Helped to pave the way for UNC running backs and Elijah Dotson to gain 929 yards on the season.

FRESHMAN (2021): Redshirt season.

HIGH SCHOOL

Attended Puyallup High School...Three-time letterwinner in football and also played baseball and basketball...Helped high school team make three state appearances...First team All-League selection as a senior and second team as a year.

PERSONAL

Son of Andrew and Naomi Lawrence...brothers, Tyler and Mason and sister, Haylee...dad, Andrew played football at Linfield College.



23 | TREY LECKNER


Tight End
6-3 / 227
RS-Freshman
Undeclared
Snohomish, Wash. (Glacier Peak HS)

WASHINGTON STATE

FRESHMAN (2023): Did not appear in a game...redshirt season.

HIGH SCHOOL

Attended Glacier Peak High School in Washington...three-time All-Wesco League selection...as a JUNIOR, named All-Area and All-Wesco First Team as a running back...caught 20 passes for 416 yards and five touchdowns, also rushed for 1,134 yards and 18 touchdowns...as a SENIOR, named All-Wesco First Team...caught 28 passes for 557 yards and 13 touchdowns, also rushed for two scores...named a Seattle Times Red Chip of the Top 100 high-school football prospects in Washington...also named to the News Tribune 2023 Northwest Nuggets...rated three-star prospect by ESPN.com, Rivals.com and 247Sports.com...rated No. 92 tight end prospect in the country and No. 11 overall prospect in Washington by ESPN.com.




89 | LUKE LEIGHTON

Tight End
6-5 / 219
RS-Freshman
Business*
Eugene, Ore. (Sheldon HS)

WASHINGTON STATE

FRESHMAN (2023): Did not appear in a game...redshirt season.



67 | JONNY LESTER

Offensive Line
6-5 / 290
RS-Sophomore
Biology*
Spokane, Wash. (Northwest Christian HS)

WASHINGTON STATE

RS-FRESHMAN (2023): Did not appear in a game.

FRESHMAN (2022): Walked on prior to the season...did not appear in a game...redshirt season.



68 | CHRIS LINO


Offensive Line
6-8 / 324
Freshman
Undeclared
Seattle, Wash. (Seattle Prep)

HIGH SCHOOL

Attended Seattle Prep...as a JUNIOR, switched to offensive line from nose tackle, named to All-Metro League Mountain Division Second Team...as a SENIOR, named to All-Metro League Mountain Division First Team...named to Preseason Top-100 Washington Players to Watch by SBLive...rated three-star prospect by ESPN.com, Rivals.com and 247sports.com...rated No. 105 offensive tackle in the country by ESPN.com.

PERSONAL

Pronounced "Lee-KNOW"...parents, Viliani and Alisi...older brother, Andre played defensive tackle at Eastern Washington (2014-17), appeared in 44 games, made 90 tackles including nine for loss with four sacks.



56 | GAUGE MACHADO

Offensive Line
6-2 / 283
RS-Sophomore
Wildlife Ecology/Conservation
Pasco, Wash. (Pasco HS)

WASHINGTON STATE

RS-FRESHMAN (2023): Did not see any action during the season...named to 2023 Pac-12 Fall Academic Honor Roll.

FRESHMAN (2022): Walked on prior to the season...did not appear in a game...redshirt season.

HIGH SCHOOL

Attended Pasco High School...as a JUNIOR, attended North Gem High School...as a SENIOR, named All-Mid Columbia Conference Honorable Mention and Pasco High School Athlete of the fall.

PERSONAL

Born in Fresno Calif...Parents, Scott and Kiley...younger sisters, Brooke and Emily...younger brothers, Tyler and Colton...dad, Scott, played football at Fresno State University...cousin, J.P. Machado plays for the New York Jets...Gauge was apart of National Honors Society and Future Farmers of America.



69 | KYLE MARTIN

Offensive Line
6-3 / 296
RS-Freshman
Kinesiology*
Sumner, Wash. (Sumner HS)

WASHINGTON STATE

FRESHMAN (2023): Did not see action in a game...named WSU Scout Team Player of the Week against Oregon State...redshirt season.



97 | ADEN MATA


Defensive Tackle
6-2 / 269
Freshman
Kinesiology*
Yakima, Wash. (West Valley HS)

WASHINGTON STATE

FRESHMAN (2024): Enrolled in January and participated in spring practice.

HIGH SCHOOL

Attended West Valley High School in Yakima, Wash....as a SENIOR, named to the All-Big Nine Conference First Team as an offensive lineman and second team as a defensive lineman.



15 | NUSI MALANI

EDGE
6-4 / 265
Senior
Social Sciences
San Bruno, Calif. (Virginia)

WASHINGTON STATE

JUNIOR (2023): Earned a varsity letter after appearing in all 12 games, six in a starting role...totaled 24 tackles, 10 solo, along with four TFL's 1.5 sacks for 16 yards, 1 pass breakup, three quarterback hurries...named WSU Defensive Player of the Week following the Oregon State game where he recorded season-high 5 tackles, 1 sack and a pass break-up...had four tackles against Stanford and three in wins over Wisconsin and Colorado, as well as against California...had 2 TFL's, including a sack in win over Colorado.

SOPHOMORE (2022): Transferred from Virginia in January and participated in spring practice...appeared in all 13 games...made 12 tackles including two sacks and two pass breakups...batted down one pass in season-opening win over Idaho...made first two tackles of WSU career including first career sack in win over Cal...made one stop and batted down one pass at Oregon State...had two tackles and one quarterback hurry against No. 14 Utah...made two tackles in win at Stanford...made one stop in win at Arizona...shared one tackle in Apple Cup...career-high three tackles including sack against Fresno State in LA Bowl.

VIRGINIA

FRESHMAN (2021): Played in eight games, one as a starter and recorded three tackles...had two tackles in 42-14 win over Illinois and one solo tackle in 43-0 season-opening win against William & Mary.

FRESHMAN (2020): Appeared in seven games...one of 12 true freshmen to appear in a game...made collegiate debut at No. 1 Clemson...made one tackle vs. NC State...had two stops in the win over Louisville...named to 2021 ACC Academic Honor Roll.

HIGH SCHOOL

Played defensive end at Junipero Serra High School for head coach Patrick Walsh...named West Catholic Athletic Defensive Lineman of the Year and named Bay Area Preps HQ's Defensive Player of the Year in 2019...rated No. 15 player in the Bay Area by San Jose Mercury News in its preseason Feb 40 ranking ... made 61 tackles, including 35 solo stops as a senior ... added 4.0 sacks and caused one fumble as a senior ... finished with 7.0 tackles for loss helped Serra to the 2019 CIF D1-A state final ... played on Serra's JV team as a sophomore due to ACL knee injury, joined varsity for postseason play that saw team win the 2017 CIF Division 2-AA state championship ... three-star recruit by ESPN.com, Rivals.com and 247sports.com ... also competed in track and field and basketball.

CAREER TOTALS

DEFENSE	G/GS	TT	PT	AT	TFL	SACKS	FF	FR	PD	INT/YDS
2020 (UVA)	7/0	3	1	2	0/0	0/0	0	0	0	0/0
2021 (UVA)	8/1	3	1	2	0/0	0/0	0	0	0	0/0
2022 (WSU)	13/0	12	6	6	2/-21	2/-21	0	0	2	0/0
2023 (WSU)	12/6	24	10	14	4/-17	2.5/-16	0	0	1	0/0
Totals	40/7	42	18	24	6/-38	4.5/-37	0	0	3	0/0



10 | JOHN MATEER

Quarterback
6-1 / 219
RS-Sophomore
Business
Little Elm, Texas (Little Elm HS)

WASHINGTON STATE

RS-FRESHMAN (2023): Played in all 12 games, all off the bench...for the season, completed 13-of-17 passes for 235 yards, two touchdowns and one interception, with a long of 72 yards...also rushed 20 times for 61 yards and three touchdowns...even caught two passes for 14 yards...threw for season-high 148 yards and two touchdowns in win over Northern Colorado...had receptions against Arizona and Oregon State...had four rushes for 16 yards and two touchdowns at Colorado State...added five yards and a touchdown on one rush at California...named to 2023 Pac-12 Fall Academic Honor Roll and College Sports Communicators Academic All-District.

FRESHMAN (2022): Appeared in one game...redshirt season...made collegiate debut in win at Stanford, went 2-for-2 with 27-yard touchdown pass to Orion Peters, rushed four times for 58 yards including 37-yard run.

HIGH SCHOOL

Attended Little Elm High School...four-year starter...as a JUNIOR, threw for school-record 2,268 yards...threw for a school-record 497 yards against Allen HS...as a SENIOR, named District 5-6A Offensive Player of the Year and unanimous All-District first-team after throwing for school-record 2,449 yards with 23 passing touchdowns, 847 rush yards, 15 rushing touchdowns and 38 total touchdowns...finished career with 7,060 passing yards, 66 passing touchdowns, 1,223 rushing yards and 22 rushing touchdowns...rated three-star prospect by 247Sports.com and ESPN.com...rated No. 16 dual-threat quarterback in the country and No. 86 overall prospect in Texas by ESPN.com.


PERSONAL

Parents, Stephen and Judy...older sister, McKayla...dad, Stephen swam one season at Missouri.

CAREER STATS

PASSING	G/GS	PA	PC	INT	YDS	TD	LG	TC	YDS	TD	LG	PLYS	TOFF
2022	1/0	2	2	0	32	1	27	4	58	0	37	6	90
2023	11/0	17	13	1	235	2	72	21	93	3	15	38	327
Totals	12/0	19	15	1	267	3	72	25	151	3	37	44	417

RUSHING	TC	NYG	AVG	TD	LG
2022	4	58	14.5	0	37
2023	21	93	4.4	3	15
Totals	25	151	6.0	3	37



24 | COOPER MATHERS

Tight End
6-2 / 230
Senior
Social Sciences
Seattle, Wash. (O'Dea HS)

WASHINGTON STATE

JUNIOR (2023): Earned a varsity letter after playing in 10 games on the season, seven in a starting role...totaled 21 catches for 251 yards and one touchdown...missed UCLA and Arizona games due to injury...recorded at least one catch in all 10 contests he played...had season-highs of 5 catches for 49 yards and lone touchdown of season against California...opened season with three receptions for 40 yards...had season-long reception of 39 yards in win over Wisconsin.

SOPHOMORE (2022): Switched to tight end during spring practice...appeared in seven games, one as a starter...made season-debut on special teams at No. 6 USC...made first career start and caught first career pass in win at Arizona...named CoSIDA Academic All-District.

FRESHMAN (2021): Appeared in 11 games, mostly on special teams...made two tackles, both came in win over Portland State.


FRESHMAN (2020): Preferred walk on in the fall...appeared in one game...made collegiate debut, appeared on kick return team at No. 20 USC.

HIGH SCHOOL

Attended O'Dea High School in Washington.

CAREER TOTALS

RECEIVING	G/GS	PC	YDS	AVG	TD	LG
2022	7/0	1	0	0	0	0
2023	10/7	21	251	12.0	1	39
Totals	17/7	22	251	9.3	1	39



9 | KYLE MAXWELL

Wide Receiver
6-3 / 195
RS-Senior
Postbaccalaureate
Amite City, La. (Louisiana Tech)

WASHINGTON STATE

RS-SENIOR (2024): Enrolled in January and participated in spring practice.

LOUISIANA TECH

RS-JUNIOR (2023): Appeared in nine games at wide receiver while making seven starts...recorded 20 receptions for 362 yards and two touchdowns...registered touchdown receptions in back-to-back games against WKU (Oct. 5) and Middle Tennessee (Oct. 10)...had a season-high 57 receiving yards against Sam Houston (Nov. 11)...had a season-high four receptions at Jacksonville State (Nov. 18)...threw a touchdown on a 35-yard pass to Cyrus Allen against Sam Houston (Nov. 11).

RS-SOPHOMORE (2022): Appeared in 12 games at wide receiver while making three starts...registered 12 receptions for 104 yards...had a season-high three receptions for 30 yards at South Alabama (Sept. 24)...had two catches for 24 yards in a win over Stephen F. Austin (Sept. 10).

RS-FRESHMAN (2021): Appeared in 11 games at wide receiver during the 2021 season...registered 9 receptions for 119 yards...averaged 13.2 yards per catch with a long of 32 yards...posted a season high 52 yards on two receptions at Rice (Nov. 27)...threw his first career touchdown against Southeastern going 1-1 for 33 yards (Sept. 11).

RS-FRESHMAN (2020): Appeared in all 10 games at wide receiver during the 2020 season...registered 11 receptions for 112 yards and two touchdowns in 2020...caught first career touchdown against Houston Baptist (Sept. 26)...caught a career-high three touchdowns against HBU (Sept. 26)...Had a career-high 31 receiving yards at No. 22 BYU (Oct. 2).

FRESHMAN (2019): Earned redshirt after seeing action in just one game...Bulldog debut came against UMass (Oct. 12).

HIGH SCHOOL


Graduated from Amite High School in 2019...rated as a 3-star wide receiver by both 247sports.com and Rivals.com...helped lead Amite to a 15-1 record as a senior in 2018 and the program's first state championship title since 2004...caught two touchdowns in the state championship game...coached by Zephaniah Powell...chose Louisiana Tech over offers from Arkansas, Kansas, Kentucky, Memphis, Tennessee, Tulane and Tulsa.

PERSONAL

Kyle Delan Maxwell...son of Wanda and Earl Maxwell...has one sibling, Trey.

CAREER TOTALS

RECEIVING	G/GS	PC	YDS	AVG	TD	LG
2019 (LaTech)	1/0	0	0	0.0	0	0
2020 (LaTech)	10/0	11	112	10.2	2	18
2021 (LaTech)	11/0	9	119	13.2	0	32
2022 (LaTech)	11/3	12	104	8.7	0	19
2023 (LaTech)	9/7	20	363	18.2	2	47
Totals	42/10	52	698	13.4	4	47



46 | PARKER MCKENNA

Linebacker
6-0 / 222
RS-Junior
Social Sciences
Beaverton, Ore. (Portland State)

WASHINGTON STATE

RS-JUNIOR (2024): Transferred to WSU in January and participated in spring practice.

PORTLAND STATE

RS-SOPHOMORE (2023): All Big-Sky honorable mention...started all 11 games, totaling 75 tackles, 9 tackles-for-loss, two sacks, one interception and four passes defended...was 11th in the Big Sky in tackles...season-high 15 tackles, 7 solo, with 2 tackles-for-loss against Montana...had 11 tackles and 1.5 TFL's in 47-35 win over Eastern Washington...had nine tackles against both Idaho State and UC Davis...one interception came against North American.

SOPHOMORE (2022): Missed most of the season due to injury and is able to take it as a redshirt year...played in four games with three starts...made 24 tackles, 1.5 tackles for loss, a sack and a forced fumble in those four games...despite not starting had a team-high seven tackles and a forced fumble against Sacramento State (11/11)...also had seven tackles at Montana (9/24).

FRESHMAN (2021): Took charge of the middle of the Viking defense as a freshman...started all 11 games at middle linebacker...had a team-high 88 tackles, 4.5 tackles for loss, a sack, a forced fumble, a fumble recovery and a pass breakup...led the team in tackles six times...ranked 10th in the Big Sky Conference in tackles...opened the season with seven tackles, including one for loss at Hawai'i (9/4)...had 10 tackles at Washington State (9/11)...nine tackles, including one for loss in the win at Southern Utah (10/2)...a season-high 11 tackles at Idaho (10/9)...made seven stops and recovered a fumble in the win over Idaho State (10/16)...had 10 tackles, a sack and a pass breakup in the win over Cal Poly (10/30)...started in the spring game at Montana, making a team-high 10 tackles, including one for loss.

HIGH SCHOOL

Lettered in football at Beaverton High School... named Metro League Defensive Player of the Year... first team All-League and All-State selection.

PERSONAL

Son of Dan and Dana McKenna... has one sister, Maddie... majoring in Business Administration: Marketing... hobby is fishing.

CAREER TOTALS

DEFENSE	G/GS	TT	PT	AT	TFL	SACKS	FF	FR	PD	INT/YDS
2020 (PSU)	1/0	10	6	4	0.5/-1	0/0	0	0	0	0/0
2021 (PSU)	11/11	88	52	36	4.5/-6	1/-1	1	1	1	0/0
2022 (PSU)	4/3	24	19	5	1.5/-9	1/-9	1	0	0	0/0
2023 (PSU)	11/11	75	38	37	9/-20	0/0	0	0	4	1/19
Totals	27/25	197	115	82	15/-36	2/-8	2	1	5	1/-19



19 | RASHAD MCKENZIE

Defensive Tackle
6-6 / 286
RS-Sophomore
Kinesiology*
Mission Hills, Calif. (Bishop Alemany HS)

WASHINGTON STATE

RS-FRESHMAN (2023): Suffered season-ending injury against Northern Colorado in his collegiate debut.

FRESHMAN (2022): Did not appear in a game...redshirt season.

HIGH SCHOOL

Attended Bishop Alemany High School...as a SENIOR, named to Daily News All-Area Second Team after making 48 tackles including 18 tackles-for-loss...rated three-star prospect by ESPN.com, Rivals.com and 247Sports.com...rated No. 109 defensive lineman in the country by 247Sports.com.

**27 | ALLAN MCKERAGHAN**

Running Back
6-1 / 198
Freshman
Undeclared
Colville, Wash. (Colville HS)

WASHINGTON STATE

FRESHMAN (2024): Enrolled in January, ran track and participated in spring practice...also runs on Cougar track team.

HIGH SCHOOL

Attended Colville High School in Washington...as a SENIOR, named first-team All-League as a wide receiver and linebacker...also ran track, ran 10.99 in 100m and 21.71 in 200m.

**18 | JOSH MEREDITH**

Wide Receiver
6-0 / 176
RS-Junior
Criminal Justice
San Diego, Calif. (Mater Dei HS)

WASHINGTON STATE

RS-SOPHOMORE (2023): Appeared in all 12 games, each in a reserve role...recorded three catches for 53 yards and a touchdown...made first two catches of the season in win over Northern Colorado, including first touchdown as a Cougar, a 15-yard pass from John Mateer...also recorded 17-yard catch against Arizona State.

RS-FRESHMAN (2022): Appeared in six games...made collegiate debut, caught five-yard pass in win over Cal...appeared on offense at No. 6 USC, at Stanford, Arizona State, at Arizona and against Fresno State in LA Bowl.


FRESHMAN (2021): Did not appear in a game...redshirt season.

HIGH SCHOOL

Attended Valhalla High School in El Cajon, Calif. as a junior...as a JUNIOR, named to All-Grossmont Hills Second Team after catching 13 passes for 180 yards and one touchdown, averaged 13.8 yards-per-catch, also rushed for 210 yards and two touchdowns...picked off two passes on defense...attended Mater Dei Catholic High School in Chula Vista, Calif. as a SENIOR...senior season delayed until January...rated three-star prospect by ESPN.com, 247Sports.com.

CAREER TOTALS

RECEIVING	G/GS	PC	YDS	AVG	TD	LG
2022	6/0	1	5	5.0	0	5
2023	12/0	3	53	17.7	1	21
Totals	12/0	4	58	14.5	1	21

**94 | TITUS MILLER**

Defensive Line
6-1 / 269
Freshman
Undeclared
Mission Viejo, Calif. (Mission Viejo HS)

HIGH SCHOOL

Attended Mission Viejo High School in southern California...as a SENIOR, made 61 tackles with six sacks and helped MVHS to a Division I State Title...named among Orange County's Top Impact Players prior to senior season...rated three-star prospect by 247Sports.com.

**74 | ZACK MILLER**

Offensive Line
6-7 / 297
RS-Sophomore
Finance
Yorba Linda, Calif. (Orange Lutheran HS)

WASHINGTON STATE

RS-FRESHMAN (2023): Saw action in three games...made appearances against Colorado State, Northern Colorado and Colorado...named to 2023 Pac-12 Fall Academic Honor Roll.

FRESHMAN (2022): Appeared in one game...redshirt season...made collegiate debut in win at Stanford, played nine snaps at left tackle.

HIGH SCHOOL

Attended Orange Lutheran High School...prior to senior season, ranked eighth among the Top-10 offensive linemen in Orange County and named among Orange County's top impact players by The Orange County Register...as a SENIOR, named to All-Orange County Second Team...rated three-star prospect by 247Sports.com...rated No. 63 offensive tackle prospect in the country by 247Sports.com.

**32 | TANNER MOKU**

Defensive Back
6-0 / 212
Senior
Entrepreneurship
Honolulu, Hawaii (Kamehameha HS)

WASHINGTON STATE

JUNIOR (2023): Saw action in eight games on season...made four tackles, three solo...had one tackle at UCLA, two, both solo, against Arizona, and one at Oregon.

SOPHOMORE (2022): Appeared in all 13 games, mostly on special teams...appeared on special teams in season-opening win over Idaho...made one tackle in win at No. 19 Wisconsin...made one tackle on kickoff against No. 15 Oregon...shared one tackle and recovered a fumble against No. 14 Utah...made one stop in win at Stanford.

FRESHMAN (2021): Appeared in nine games...made eight tackles...recorded career-high 8 tackles against Utah State...appeared on special teams at Cal, Oregon State, Stanford, BYU, at Arizona State, at Oregon, Arizona, at Washington.

FRESHMAN (2020): Walked on in the fall...appeared in three games, mostly on special teams...made collegiate debut on special teams in win at Oregon State...appeared on special teams at No. 20 USC...appeared on special teams and on defense at Utah.

HIGH SCHOOL

Attended Kamehameha High School in Hawaii.

CAREER TOTALS

DEFENSE	G/GS	TT	PT	AT	TFL	SACKS	FF	FR	PD	INT/YDS
2020	3/0	0	0	0	0/0	0/0	0	0	0	0/0
2021	9/0	8	7	1	0/0	0/0	0	0	0	0/0
2022	13/0	4	1	3	0/0	0/0	0	1	0	0/0
2023	8	4	3	1	0/0	0/0	0	0	0	0/0
Totals	32/0	16	11	5	0/0	0/0	0	1	0	0/0



55 | HYRUM-BENJAMIN MOORS


Defensive Tackle
6-0 / 283
Freshman
Undeclared
Laie, Hawaii (Kahuku HS)

HIGH SCHOOL

Attended Kahuku High School in Hawaii...as a JUNIOR, named All-Hawaii Open Division Honorable Mention, made 14 tackles including seven for loss with five sacks and two pass breakups...as a SENIOR, selected to play in the 2024 Polynesian Bowl...helped KHS to a Hawaii State Championship...rated three-star prospect by ESPN.com, Rivals.com and 247sports.com...rated No. 93 defensive tackle in the country and seventh-best overall prospect in Hawaii by ESPN.com.

PERSONAL

Parents, Oliver-Joseph and Reno.



13 | HUNTER NAJM

Quarterback
5-11 / 188
Freshman
Business*
Aliso Viejo, Calif. (Aliso Niguel HS)

WASHINGTON STATE

FRESHMAN (2024): Enrolled in January and participated in spring practice.

HIGH SCHOOL

Attended Aliso Niguel High School in southern California...as a SENIOR, selected to play in OC All-State Game.



12 | LEON NEAL JR.

Wide Receiver
5-10 / 176
RS-Junior
Marketing
Seattle, Wash. (Garfield HS)

WASHINGTON STATE

RS-SOPHOMORE (2023): Earned his first varsity letter after appearing in seven games on season...Played on special teams against Northern Colorado, Oregon, Arizona State, Stanford, California, Colorado and Washington.

RS-FRESHMAN (2022): Did not appear in a game...named WSU Scout Team Player of the Week three times (at Oregon State, at Stanford, Washington).

FRESHMAN (2021): Walked on...did not appear in a game...redshirt season.

HIGH SCHOOL

Attended Seattle Prep...as a FRESHMAN earned all around player of the year...as a JUNIOR earned first team as a corner at Garfield HS...also played basketball.

PERSONAL

Dad, Leon Neal Sr....Younger sister, Noelle...older sister, Payton...dad, Leon played football at University of Washington (1991-96) and was drafted by the Buffalo Bills in 1996 but played for the Indianapolis Colts.



34 | COLE NORAH

Defensive Back
5-11 / 204
RS-Junior
Political Science
Snoqualmie, Wash. (Mount Si HS)

WASHINGTON STATE

RS-SOPHOMORE (2023): Made his lone appearance on special teams against Northern Colorado...earned WSU Scout Team Player of the Week honors following Colorado State...named to 2023 Pac-12 Fall Academic Honor Roll.

RS-FRESHMAN (2022): Did not appear in a game...named WSU Scout Team Player of the Week following win over California.

FRESHMAN (2021): Walked on...did not appear in a game...redshirt season.

HIGH SCHOOL

Attended Mount Si HS...as a SOPHOMORE started at running back...as a JUNIOR was named team captain and named all-King County running back...SENIOR year was team captain for both football and baseball.

PERSONAL

Born in Denver...parents, Bridget and Mark...younger brother, Parker...mom, Bridget played soccer for Washington State University and graduated in 1995.



24 | ETHAN O'CONNOR

Defensive Back
6-1 / 172
RS-Freshman
Sport Management*
West Covina, Calif. (Los Alamitos HS)

WASHINGTON STATE

FRESHMAN (2023): Appeared in two games, against Northern Colorado and Colorado...earned WSU Scout Team Players of the Week honors against Wisconsin and Oregon State...redshirt season.

HIGH SCHOOL

Played for Head Coach Ray Fenton at Los Alamitos High School...SENIOR season helped team to a 9-3 overall record, 5-0 in Sunset League play...team reached CIF Southern Section semifinals after 52-42 win over Long Beach Poly in quarterfinals...SENIOR season recorded 23 tackles, five passes defended and two interceptions across 11 games...added 298 yards and five touchdowns on 18 receptions on the other side of the ball...three-star recruit according to 247Sports, Rivals, ESPN and On3...in the 247Sports Composite, ranked as the No. 60 player in California and No. 42 athlete in the country.

PERSONAL

Nephew of Cougar great Jason David.



50 | CARSON OSMUS


Offensive Line
6-6 / 296
Freshman
Undeclared
Camas, Wash. (Camas HS)

HIGH SCHOOL

Attended Camas High School in Washington...as a JUNIOR, named to 4A All-Greater St. Helens League First Team...as a SENIOR, named to 4A All-GSHL First Team and a team captain...rated three-star prospect by ESPN.com, Rivals.com and 247sports.com...rated No. 17 overall prospect in Washington by ESPN.com.

PERSONAL

Parents, Ron and Brooke.

**39 | ASHTON PAINE**

Defensive Back
6-1 / 182
RS-Sophomore
Kinesiology*
Tumwater, Wash. (Tumwater HS)

WASHINGTON STATE

FRESHMAN (2023): Did not see action in a game...redshirt season.

**30 | DYLAN PAINE**

Running Back
5-9 / 196
RS-Junior
Marketing
Tumwater, Wash. (Tumwater HS)

WASHINGTON STATE

RS-SOPHOMORE (2023): Saw action in nine games, all in a reserve role...missed three games due to injury...rushed 25 times for 150 yards and a touchdown...added 1 catch for five yards...had season-bests of seven rushes for 71 yards and a touchdown in win over Northern Colorado...had four rushes for 14 yards in season-opening win at Colorado State...ran for 29 yards on five carries in win over Colorado...had lone reception on year for five yards against Buffs...added three carries for 23 yards against Arizona.

RS-FRESHMAN (2022): Appeared in 11 games...had 15 carries for 64 yards, averaged 4.3 yards-per-carry with a long of 13...caught four passes for 33 yards with a long of 22...named WSU Scout Team Player of the Week following win over Idaho...made collegiate debut in win at No. 19 Wisconsin...had three carries and caught one pass at Oregon State...had two carries for 10 yards and caught three passes for 29 yards including 22-yard grab against No. 14 Utah...had four carries for 20 yards in win at Stanford...had six-yard carry in win over Arizona State...had career-long 13-yard carry late in win at Arizona...had two carries for 16 yards against Fresno State in LA Bowl.

FRESHMAN (2021): Did not appear in a game...redshirt season.

FRESHMAN (2020): Preferred walk on in the fall...did not appear in a game.

HIGH SCHOOL

Attended Tumwater High School in Washington.

CAREER STATS

RUSHING	G/GS	TC	NYG	AVG	TD	LG
2020	0/0	0	0	0	0	0
2021	0/0	0	0	0	0	0
2022	11/0	15	64	4.3	0	13
2023	9/0	25	150	6.0	1	52
Totals	20/0	40	214	5.3	1	52

RECEIVING	PC	YDS	AVG	TD	LG
2022	4	33	8.3	0	22
2023	1	5	5.0	0	5
Totals	5	38	7.6	0	22

**21 | WAYSHAWN PARKER**

Running Back
6-0 / 199
Freshman
Journalism*
Sacramento, Calif. (Grant Union HS)

WASHINGTON STATE

FRESHMAN (2024): Enrolled in January and participated in spring practice.

HIGH SCHOOL

Attended Elk Grove High School his first three seasons...as a SOPHOMORE, rushed for 533 yards and eight touchdowns on 71 carries...as a JUNIOR, rushed for 807 yards and 13 touchdowns on 53 carries, also caught one touchdown pass...attended Grant Union High School in Sacramento as a SENIOR, rushed for 1,907 yards and 24 touchdowns on 136 carries, averaged 14.0 yards-per-carry and tallied nine 100-yard games...also caught 19 passes for 250 yards and two touchdowns...rushed for 380 yards and five touchdowns against River City HS (Oct. 13)...also ran a 10.9 100-yard in track...rated three-star prospect by ESPN.com, Rivals.com and 247sports.com...ranked No. 89 overall prospect in California by 247sports.com.

PERSONAL

Parents, Wadus and Tyrisha.

**9 | KAYO PATU**

Defensive Back
5-11 / 170
Freshman
Undeclared
Sacramento, Calif. (Roosevelt HS (Wash.))

HIGH SCHOOL

Earned four varsity letters, the first three at Capital Christian High School in Sacramento, Calif. before playing his senior season at Roosevelt HS in Seattle, Wash....as a SOPHOMORE, caught 23 passes for 429 yards and eight touchdowns...added 11 rushes for 57 yards and a score...defensively, posted 28 tackles, one tackle-for-loss and two interceptions...as a JUNIOR, named All-Metro Football Second Team as an all-purpose player after registering 33 tackles and three interceptions...as a SENIOR at Roosevelt, recorded four interceptions and also caught 38 passes for 813 yards with 14 touchdowns...named Metro Sound League Player of the Year...rated three-star prospect by ESPN.com, Rivals.com and 247sports.com...rated No. 43 athlete in the country and No. 11 overall prospect in Washington by 247sports.com.

PERSONAL

Parents, Saul and Alana...three siblings, Saniah, Arin and Orin...dad, Saul played college football on the defensive line at Oregon..., mom, Alana played college softball at Oregon...older brother, Orin is a defensive lineman at Arizona...older brother, Ari is a quarterback at Stanford.



76 | ESA POLE

Offensive Line
6-7 / 319
Senior
Humanities
Hayward, Calif. (Chabot College)

WASHINGTON STATE

JUNIOR (2023): Enrolled in January and participated in spring practice...appeared in nine games, eight in a starting role at left tackle...started at left tackle in college debut at Colorado State, helping the Cougars produce 556 yards of total offense...also had starts against Wisconsin, Oregon State, UCLA, Oregon, ASU, Stanford and Cal...named to Polynesian College Football Player of the Year Watch List.

JUNIOR COLLEGE

SOPHOMORE (2022): Attended Chabot College in northern California...named to Region I All-California First Team and was a unanimous All-Bay 6 Conference selection...rated three-star prospect by ESPN.com...rated ninth-best junior college offensive tackle prospect in the country by ESPN.com.


FRESHMAN (2021): Attended Chabot College in northern California.

HIGH SCHOOL

Attended Mt. Eden High School in northern California...did not play football...played basketball.

PERSONAL

Older brother, Toni played defensive tackle at Washington State (2011-14), appeared in 46 games, 75 career tackles including 10.5 for loss.



5 | JAXON POTTER

Quarterback
6-5 / 205
RS-Freshman
Business*
Huntington Beach, Calif. (Santa Margarita HS)

WASHINGTON STATE

FRESHMAN (2023): Did not appear in a game...earned Scout Team Player of the Week honors for Northern Colorado...redshirt season.

HIGH SCHOOL

Attended Santa Margarita High School in southern California...as a JUNIOR, threw for 2,869 yards and 28 touchdowns, four rushing touchdowns and 17 interceptions...as a SENIOR, went 207-of-306 (67.6) for 2,640 yards with 27 touchdown passes, just two interceptions and four rushing touchdowns...rated three-star prospect by ESPN.com and 247Sports.com...rated No. 47 pocket passer quarterback in the country by ESPN.com...same high school as former Cougar football players River Cracraft, Riley Sorenson, Kyle Sweet, Nick Begg, Matthew Bock and Klay Thompson.



73 | NATHAN PRITCHARD


Offensive Line
6-5 / 298
RS-Freshman
Business*
Auburn, Wash. (Auburn Riverside HS)

WASHINGTON STATE

FRESHMAN (2023): Did not appear in a game...redshirt season.

HIGH SCHOOL

Attended Auburn Riverside High School in Washington...as a JUNIOR, named to All-North Puget Sound League First Team...also wrestled and advanced to 3A 285 state championship...as a SENIOR, named All-State by Tacoma News Tribune and North Puget Sound Offensive Lineman of the Year...also named to first-team on defensive line...named a Seattle Times Red Chip of the Top 100 high-school football prospects in Washington...rated three-star prospect by ESPN.com, Rivals.com and 247Sports.com.



96 | JACK PROCTER

Defensive Line
6-2 / 248
RS-Sophomore
Kinesiology*
Point Roberts, Wash. (Vancouver College Prep)

WASHINGTON STATE

RS-FRESHMAN (2023): Made one appearance on season, entering the Northern Colorado game in the second half...did not record any stats...earned Scout Team Player of the Week honors for Colorado.

FRESHMAN (2022): Walked on prior to season...did not appear in a game...redshirt season.



20 | LEO PUALASI

Running Back
6-1 / 217
RS-Freshman
Communication*
Tacoma, Wash. (Lakes HS)

WASHINGTON STATE


FRESHMAN (2023): Appeared in two games on season, totaling 18 carries for 105 yards, 5.8 ypc...was not tackled for a loss on the season...made collegiate debut against Northern Colorado, tallying seven carries for 39 yards, an average of 5.6 ypc...also appeared at California, rushing 11 times for 66 yards (6.0 ypc)...added two receptions for 14 yards...redshirt season.

HIGH SCHOOL

Attended Lakes High School in Washington...as a JUNIOR, rushed for 931 yards and 13 touchdowns, caught 21 passes for 380 yards and five touchdowns...as a SENIOR, named All-State by Tacoma News Tribune and All-Area and PCL Offensive MVP after rushing for 762 yards and 19 touchdowns, averaged 9.6 yards per carry, caught 17 passes for 391 yards and seven touchdowns...also named to first time as a linebacker...named to the News Tribune 2023 Western 100 and the News Tribune 2023 Northwest Nuggets...also named a Seattle Times Red Chip of the Top 100 high-school football prospects in Washington...rated three-star prospect by ESPN.com, Rivals.com and 247ports.com...rated No. 38 athlete prospect in the country by 247Sports.com.

CAREER STATS

RUSHING	G/GS	TC	NYG	AVG	TD	LG
2023	2/0	18	105	5.8	0	16
RECEIVING	PC	YDS	AVG	TD	LG	
2023	2	14	7.0	0	7	




36 | JALEN RIDGEWAY

Running Back
6-0 / 216
RS-Junior
Biology
Portland, Ore. (Central Catholic HS)

WASHINGTON STATE

RS-SOPHOMORE (2023): Member of the team but did not appear in a game...named to 2023 Pac-12 Fall Academic Honor Roll.

RS-FRESHMAN (2022): Did not appear in a game.

**42 | BILLY RIVIERE III**

Tight End
6-4 / 248
RS-Senior
Finance/Postbaccalaureate
Medina, Minn. (North Dakota)

WASHINGTON STATE

RS-JUNIOR (2023): Appeared in all 12 games, starting two against UCLA and Arizona...totaled eight catches for 77 yards...also appeared on special teams...had one catch for 18 yards in win over No. 19 Wisconsin...had one catch for 18 yards in victory over No. 14 Oregon State...earned WSU Special Teams Player of the Week following Oregon State...also had one reception against Northern Colorado, UCLA, Arizona, ASU and at Washington...also added a tackle in Apple Cup...named to 2023 Pac-12 Fall Academic Honor Roll.

RS-SOPHOMORE (2022): Appeared in 12 games, two as a starter...caught 12 passes for 117 yards, averaged 9.8 yards-per-catch, with a long of 38 and caught one touchdown...made WSU debut in season-opening win over Idaho, first tight end to play for WSU since 2011...caught two passes in win at No. 19 Wisconsin, first career catch was 38-yarder...caught one pass in win over Colorado State...caught one pass against No. 15 Oregon...had one-yard touchdown catch in win over Cal, first WSU tight end to catch a touchdown since 2011...made first career start at No. 6 USC...had a seven-yard catch at Oregon State...had two catches for 15 yards against No. 14 Utah...started, had 20-yard catch in win at Stanford...made one catch in win over Arizona State...did not play at Arizona...had 11-yard catch in Apple Cup...had 21-yard catch against Fresno State in LA Bowl.

NORTH DAKOTA

RS-FRESHMAN (2021): Saw action in nine games on season...did not record any statistics on season.

REDSHIRT FRESHMAN (2020): Saw action in all seven games as a reserve tight end and on special teams...Made collegiate debut in win over No. 24 Southern Illinois.

FRESHMAN (2019): Redshirt season.

HIGH SCHOOL

Starred at Wayzata High School...ranked as the No. 13 prospect in the state of Minnesota by GopherHole.com...caught over 15 passes in both his junior and senior seasons at the tight end position...son of former North Dakota standout Bill Riviere.

CAREER STATS

RECEIVING	G/GS	PC	YDS	AVG	TD	LG
2019 (UND)	Redshirt Season					
2020 (UND)	7/0	0	0	0.0	0	0
2021 (UND)	9/0	0	0	0.0	0	0
2022 (WSU)	12/2	12	117	9.8	1	38
2023 (WSU)	12/2	8	77	9.6	0	18
Totals	40/4	20	194	9.7	1	38

**59 | LANDON ROATEN**

Offensive Line
6-5 / 300
RS-Sophomore
Business*
Tomball, Texas (Tomball HS)

WASHINGTON STATE

RS-FRESHMAN (2023): Made collegiate debut in second half in win over Northern Colorado...earned Scout Team Player of the Week honors for Colorado.

FRESHMAN (2022): Did not appear in a game...redshirt season...named WSU Scout Team Player of the Week following season-opening win over Idaho.

HIGH SCHOOL

Attended Tomball High School...as a SENIOR, named to 15-6A All-District First Team and All-VYPE Second Team...blocked for Tomball HS quarterback who passed for 22 touchdowns and also rushed for 17 touchdowns...rated three-star prospect by ESPN.com and 247Sports.com...rated No. 55 guard in the country by ESPN.com...rated No. 62 among Houston's Hot 100 prospects.

**62 | LUKE ROATEN**

Offensive Line
6-5 / 283
RS-Sophomore
Business*
Tomball, Texas (Tomball HS)

WASHINGTON STATE

RS-FRESHMAN (2023): Made collegiate debut in second half in win over Northern Colorado.

FRESHMAN (2022): Did not appear in a game...redshirt season.

HIGH SCHOOL

Attended Tomball High School...as a SENIOR, named to 15-6A All-District First Team...rated among Houston's Hot 100 prospects...rated three-star prospect by 247Sports.com.

**20 | QUINN ROFF**

EDGE
6-2 / 242
Senior
Kinesiology
San Marcos, Calif. (San Marcos HS)

WASHINGTON STATE

JUNIOR (2023): Appeared in six games on the season, missing six due to injury...totaled eight tackles, six solo, one TFL and a sack...had season-high four tackles, three solo, against Arizona...had two solo tackles, including TFL and sack, in win over Colorado...also had tackles in Win over No. 19 Wisconsin and at Washington.

SOPHOMORE (2022): Appeared in all 13 games...made 29 tackles including 7.5 tackles-for-loss with 5.5 sacks and two forced fumbles...recorded a quarterback hurry in season-opening win over Idaho...made three tackles including forced fumble in fourth quarter of win at No. 19 Wisconsin...made three tackles including a sack in win over Colorado State, earned eighth-best overall defensive grade and third-best by an EDGE during week three according to PFF College...made two stops and shared a tackle-for-loss against No. 15 Oregon...made two tackles and shared a sack in win over Cal...made three stops at No. 6 USC...made three tackles at Oregon State...made two stops including one for loss and forced a fumble against No. 14 Utah...made three tackles in win at Stanford...recorded a sack in win over Arizona State...made three tackles including solo sack in win at Arizona...shared a tackle in Apple Cup...made career-best two sacks against Fresno State in LA Bowl.

FRESHMAN (2021): Appeared in all 13 games, all in a reserve role at EDGE...totaled 18 tackles, 11 solo, with 4 tackles-for-loss and 2.5 sacks. added a forced fumble...recorded two stops and a quarterback hurry against Portland State...shared a TFL and recorded one QB hurry against USC...matched career-high with three tackles in win over Oregon State...made 2 tackles including game-ending strip-sack that WSU recovered in final minute for win over Stanford...made 1 stop and 1 QB hurry in win at Arizona State...made career-high 4 tackles at No. 3 Oregon...made 2 tackles-for-loss including a sack in win over Arizona...shared a sack in Apple cup win...made 2 tackles in Sun Bowl.

FRESHMAN (2020): Walked on in January...appeared in final three games, recorded three tackles with 1.5 for loss including one sack...made collegiate debut on defense against No. 11 Oregon...made three tackles with 1.5 for loss including first career sack at No. 20 USC...appeared on defense at Utah.

HIGH SCHOOL

Attended San Marcos High School...participated in Makasi Bowl following senior season.

CAREER STATS

DEFENSE	G/GS	TT	PT	AT	TFL	SACKS	FF	FR	PD	INT/YDS
2020	3/0	3	1	2	1.5/-13	1/-11	1	0	0	0/0
2021	13/0	18	13	5	4/-15	2.5/-10	0	0	0	0/0
2022	13/0	29	18	11	7.5/-42	5.5/-40	2	0	3	0/0
2023	6/0	8	6	2	1/-1	1/-1	0	0	0	0/0
Totals	35/0	58	36	22	14.0/-71	10/-62	3	0	3	0/0



15 | DJOUVENSKY SCHLENBAKER

Running Back
6-0 / 216
RS-Sophomore
Journalism/Media Production
Bellingham, Wash. (Squalicum HS)

WASHINGTON STATE

RS-FRESHMAN (2023): Appeared in all 12 games...season totals included 33 rushes for 146 yards, with a long of 20...added five receptions for 32 yards and a touchdown...had four rushes for 41 yards in win over Northern Colorado...recorded on rush for eight yards and two receptions for 17 yards at ASU...started against Stanford and rushed 13 times for 34 yards...had nine carries for 42 yards at Cal, along with three catches for 15 yards, including first career TD, a 5-yard score...also caught a two-point conversion in game...had two carries for 14 yards in Apple Cup at Washington.

FRESHMAN (2022): Enrolled in January and participated in spring practice...appeared in one game...made collegiate debut, rushed four times for 50 yards including 34-yarder in win at Stanford...redshirt season.

HIGH SCHOOL

Attended Squalicum High School and played for coach Nick Lucey...as a SOPHOMORE, averaged 6.7 yards-per-carry on 19 carries and scored one touchdown...as a JUNIOR, in spring of 2021, named to All-State First Team after rushing for 1,068 yards and 14 touchdowns in just five games...entered senior season with 3,430 career rushing yards in two seasons...named to Preseason All-State First Team as a senior...as a SENIOR, named to All-Northwest Conference First Team as a running back and to the Second Team as a linebacker...scored six touchdowns to lead SHS to 2A State Quarterfinals...set Squalicum HS career rushing record with over 4,000 yards...rated three-star prospect by 247Sports.com, ESPN.com and Rivals.com...rated No. 41 running back in the country and No. 13 overall prospect in Washington by 247Sports.com.

PERSONAL

Born in Haiti...parents, Brett and Kendra Schlenbaker...youngest of four, Austin, Carson and Djennika.

CAREER STATS

RUSHING	G/GS	TC	NYG	AVG	TD	LG
2022	1/0	4	50	12.5	0	34
2023	12/0	33	146	4.4	0	20
Totals	13/0	37	196	5.3	5.3	34

RECEIVING	PC	YDS	AVG	TD	LG
2022	0	0	0.0	0	0
2023	5	32	6.4	1	11
Totals	5	32	6.4	1	11



22 | WARREN SMITH JR.

Defensive Back
6-1 / 181
RS-Freshman
Undeclared
Richmond, Calif. (El Cerrito HS)

WASHINGTON STATE


FRESHMAN (2023): Enrolled in January and participated in spring practice ...made collegiate debut in win against Northern Colorado...totaled three tackles, two solo...redshirt season.

HIGH SCHOOL

Attended El Cerrito High School in northern California...as a JUNIOR, made 38 tackles with two interceptions and six pass breakups...also ran track...three-star prospect by ESPN.com, Rivals.com and 247Sports.com...country's No. 106 cornerback prospect by 247Sports.com...same HS as former Cougar DB Lamont Thompson, Marcellus Pippins, Derick Langford Jr. and Armauni Archie.

CAREER STATS

DEFENSE	G/GS	TT	PT	AT	TFL	SACKS	FF	FR	PD	INT/YDS
2023	1/0	3	2	1	0/0	0/0	0	0	0	0/0



3 | TRE SHACKELFORD

Wide Receiver
6-1 / 187
RS-Junior
Undeclared
Decatur, Ala. (Austin Peay)

WASHINGTON STATE

RS-JUNIOR (2024): Enrolled in January and participated in spring practice.

AUSTIN PEAY

RS-SOPHOMORE (2023): Played in 12 games, totaling 52 receptions for 799 yards and six touchdowns...garnered Second-Team All-United Athletic Conference honors...career-high nine receptions for 91 yards and a touchdown in 63-3 win over East Tennessee State...had three 100-yard receiving games, including season-best 126 yards on eight catches in 41-14 win over Gardner-Webb...registered six receptions for 125 yards in win over Utah Tech...had two catches for 39 yards and a touchdown against Chattanooga in first round of 2023 NCAA Division I Football Championship playoff.

RS-FRESHMAN (2022): Played in 10 games and made one start at receiver...had one catch for 13 yards against Presbyterian (Sept. 3)...made two grabs for 16 yards against Mississippi Valley State (Sept. 10)...recorded his first collegiate tackle against Eastern Kentucky (Sept. 24)...posted career-highs with three receptions for 26 yards at Central Arkansas (Oct. 1)...recorded one catch for 13 yards at North Alabama (Nov. 5)...finished the season with eight receptions for 76 yards.

FRESHMAN (2021): Played in five games...made his first start in the season finale against Tennessee Tech (Nov. 20) and made two catches – his first collegiate receptions – for eight yards.

HIGH SCHOOL


Played wide receiver for coach Jeremy Perkins at Austin High School...hauled in 55 passes for 1,112 yards – both Austin HS records – and 13 touchdowns in his senior season...posted 163 receiving yards, three receiving touchdowns, and a rushing touchdown to lead Austin to a 40-7 win over Huntsville (10/10/2020)...first-team offensive selection for the 2020 All-Huntsville Region football team...ran for a pair of touchdowns and returned punts on his way to being named an Alabama Sports Writers Association Class 7A First-Team All-State selection as an athlete...competed in the 100 meters, 200 meters, and 4x100-meter relay in track & field...three-star recruit according to 247sports.com.

PERSONAL

Parents, James and Shannon.

CAREER STATS

RECEIVING	G/GS	PC	YDS	AVG	TD	LG
2021 (APSU)	5/1	2	8	4.0	0	5
2022 (APSU)	10/1	8	76	9.5	0	13
2023 (APSU)	12/12	52	799	15.4	6	69
Totals	27/14	62	883	6	6	69



10 | LEYTON SMITHSON

Defensive Back
6-1 / 181
Junior
Fine Arts
Bellingham, Wash. (Squalicum HS)

WASHINGTON STATE

SOPHOMORE (2023): Appeared in nine games on season, primarily special teams... did not register a reception but had one tackle, at Stanford...had 98-yard kickoff return for TD against Colorado, the first kickoff return for a touchdown for WSU since 2018 (Travell Harris, Eastern Washington, 100)...named WSU Special Teams Player of the Game for Colorado...moved to safety following the season...named to 2023 Pac-12 Fall Academic Honor Roll.

FRESHMAN (2022): Appeared in all 13 games, six as a starter...had 30 catches for 235 yards and one touchdown...also had a three-yard rushing touchdown...made collegiate debut on offense in season-opening win against Idaho...made one tackle on kickoff in win at No. 19 Wisconsin...recorded first career catch in win over Colorado State, caught two passes for six yards...had a 12-yard catch and made one tackle on kickoff against No. 15 Oregon...had 17-yard catch in win over Cal...made first career start, had four catches for 62 yards including a long of 29 yards at Oregon State...started and caught season-high five passes for 23 yards against No. 14 Utah...started, caught three passes and had a three-yard rushing touchdown in win at Stanford...started, had two-yard touchdown catch in win over Arizona State...had a four-yard catch in win at Arizona...started, had season-high seven catches in Apple Cup...made three catches against Fresno State in LA Bowl.

HIGH SCHOOL


Attended Mountain View High School in Meridian, Idaho as a junior...as a JUNIOR, named to 5A Southern Idaho Conference West First Team as a wide receiver, earned second-team honors as a fullback and kicker...attended Squalicum High School and played for coach Nick Lucey... as a SENIOR, helped SHS to 8-3 record and a Washington State 2A semifinal appearance...finished season with 1,531 all-purpose yards and 20 touchdowns, rushed for over 600 yards with 12 touchdowns, which adding over 700 yards passing with eight scores...in State 2A quarterfinals, accounted for 367 yards and five touchdowns in win over Ridgefield...rated three-star prospect by 247Sports.com and ESPN.com...rated No. 23 prospect in state of Washington by 247Sports.com.

PERSONAL

Parents, Hafdis Arnadottir and Jahn Dohse...younger sister, Shelby.

CAREER STATS

RECEIVING	G/GS	PC	YDS	AVG	TD	LG			
2022	13/6	30	235	7.8	1	29			
2023	9/0	0	0	0.0	0	0			
Totals	22/6	30	235	7.8	1	29			
KICK RETURN		NO	YDS	AVG	TD	LG			
2022		0	0	0.0	0	0			
2023		7	224	32.0	1	98			
Totals		7	224	32.0	1	98			
DEFENSE	TT	PT	AT	TFL	SACKS	FF	FR	PD	INT/YDS
2022	2	0	2	0/0	0/0	0	0	0	0/0
2023	1	0	1	0/0	0/0	0	0	0	0/0
Totals	3	0	3	0/0	0/0	0	0	0	0/0



54 | WESLEY STEINER

Linebacker
6-1 / 242
Graduate
General Science Education / Postbaccalaureate
Warner Robins, Ga. (Auburn)

WASHINGTON STATE

SENIOR (2024): Transferred to WSU in summer, 2024.

AUBURN

JUNIOR (2023): Veteran linebacker appeared in 13 games, one as a starter ... made 16 tackles ... solo stop vs. UMass ... 3 tackles against Samford ... 5 tackles against LSU ... 3 tackles at Arkansas ... SEC academic honor roll...raduated with bachelor's degree in general science education.

SOPHOMORE (2022): Versatile linebacker appeared on 12 games, five as a starter ... 5 tackles vs. San Jose' State ... 3 tackles against Penn State ... starter vs. LSU, recording team-best 11 tackles ... 6 solo stops at Georgia ... recorded 10 tackles as a starter at Ole Miss ... 4 stops vs. Arkansas ... 3 tackles in a start at Mississippi State ... SEC academic honor roll.

FRESHMAN (2021): Reserve linebacker appeared in 13 games, one as a starter and was on four special teams units ... 2 tackles against Akron and Alabama State ... 2 tackles, 1.5 TFL at Penn State ... first start came against Georgia State, recording 5 tackles ... pair of solo tackles vs. Georgia ... career-best 6 tackles in Birmingham Bowl ... special teams player of week (Akron) ... SEC academic honor roll.

FRESHMAN (2020): True freshman linebacker who played in nine games ... saw first action at Georgia ... SEC first-year Academic Honor Roll.

HIGH SCHOOL


Recorded 93 tackles, 6.0 TFL as a senior for Coach Ryan Crawford and the Houston County Bears ... Under Armour All-America Game ... HHJ multi-sport athlete of the year ... two-time state champion in the discus and a wrestling and basketball letterman ... ESPN rates him the No. 6 prospect in Georgia ... top five nationally at his position by 247, PrepStar, ESPN ... member of National Honor Society and Beta Club.

PERSONAL

Son of Elisabeth Steiner and grandson of Diann Steiner ... has three siblings, Jenae, Elias and Lydia.

CAREER STATS

DEFENSE	G/GS	TT	PT	AT	TFL	SACKS	FF	FR	PD	INT/YDS
2020 (AUB)	9/0	3	1	2	0/0	0/0	0	0	0	0/0
2021 (AUB)	13/1	22	10	12	1.5/-2	0/0	0	0	0	0/0
2022 (AUB)	12/5	46	31	15	0/0	0/0	0	0	0	0/0
2023 (AUB)	13/1	16	7	9	0.5/0	0/0	0	0	0	0/0
Totals	47/7	87	49	38	2/-2	0/0	0	0	0	0/0



45 | RAAM STEVENSON

EDGE
6-4 / 242
RS-Junior
Digital Technology & Culture
Arlington, Texas (Mansfield Timberview HS)

WASHINGTON STATE

RS-SOPHOMORE (2023): Appeared in 10 games, all in a reserve role...totaled 16 tackles, .5 tackles-for-loss and a quarterback hurry...Career-high seven tackles, four solo, at UCLA...had four tackles in win over Colorado...had one tackle in wins over Colorado State, No. 19 Wisconsin, Northern Colorado, as well as against Arizona and Stanford.

RS-FRESHMAN (2022): Appeared in 12 games...recorded seven tackles, one quarterback hurry and broke up one pass...shared a tackle in season-opening win over Idaho...shared a tackle in win over Colorado State...shared a tackle against No. 15 Oregon...shared a tackle in win over Cal...made one tackle and broke up a pass in win at Stanford...shared a tackle in win at Arizona...made one tackle in Apple Cup...appeared on defense against Fresno State in LA Bowl.

FRESHMAN (2021): Appeared in one game, late in win over Arizona...redshirt season.

HIGH SCHOOL


Attended Timberview High School in Texas...as a SOPHOMORE, made 36 tackles with 13 for loss including nine sacks, two forced fumbles and one fumble recovered...as a JUNIOR, made 36 tackles with 12 for loss including eight sacks with two forced fumbles and one interception he returned for a touchdowns... as a SENIOR, named to the Sports Illustrated All-America Watch List...rated three-star prospect by ESPN.com, 247Sports.com and Rivals.com...ranked No. 57 weakside defensive end in the country by 247Sports.com...rated fifth-best defensive lineman in the Dallas area by The Dallas Morning News and the No. 37 overall prospect in The Dallas Morning News SportsDay's Area Top-100.

PERSONAL

Pronounced "Ray-am"

CAREER STATS

DEFENSE	G/GS	TT	PT	AT	TFL	SACKS	FF	FR	PD	INT/YDS
2021	1/0	0	0	0	0/0	0/0	0	0	0	0/0
2022	12/0	7	0	7	0/0	0/0	0	0	1	0/0
2023	10/0	16	6	10	0.5/-1	0/0	0	0	0	0/0
Totals	23/0	23	6	17	0.5/-1	0/0	0	0	1	0/0



28 | REECE SYLVESTER

Defensive Back
6-1 / 187
RS-Sophomore
Journalism/Media Production
Houston, Texas (Sterling HS)

WASHINGTON STATE

RS-FRESHMAN (2023): Appeared in three games...totaled seven tackles on season...had one tackle in college debut, a win at Colorado State...had season-high six tackles, three solo, in win over Northern Colorado...also saw action in win over Colorado.


FRESHMAN (2022): Did not appear in a game...redshirt season.

HIGH SCHOOL

Attended Sterling High School...as a JUNIOR, named to All-District 9-5A First Team...as a SENIOR, named District 9-5A Multi-Purpose MVP...rushed for 1,084 yards and 16 touchdowns...threw for 1,092 yards and 13 touchdowns...on defense, picked off three passes...rated three-star prospect by 247Sports.com.

CAREER STATS

DEFENSE	G/GS	TT	PT	AT	TFL	SACKS	FF	FR	PD	INT/YDS
2022	0/0	Redshirt Season								
2023	3/0	7	4	3	0/0	0/0	0	0	0	0/0



40 | JOE TAYLOR

Defensive Back
5-10 / 201
RS-Sophomore
Business*
Seattle, Wash. (IMG Academy)

WASHINGTON STATE

RS-FRESHMAN (2023): Did not appear in a game.

FRESHMAN (2022): Walked on in the spring and participated in spring practice... did not appear in a game...redshirt season...named WSU Scout Team Player of the Week following the win at No. 19 Wisconsin.



88 | ISAAC TERRELL

EDGE
6-2 / 245
Sophomore
Undeclared
Lehi, Utah (Lehi HS)

WASHINGTON STATE

FRESHMAN (2023): Appeared in nine games on season...did not record a stat... made collegiate debut against Northern Colorado...played in eight of nine Pac-12 games, missing only Arizona.

HIGH SCHOOL

Attended Lehi High School in Utah...as a JUNIOR, named 5A State Player of the Year and State Defensive Lineman of the Year after making 95 tackles including 23.5 sacks along with four pass breakups, one interception and two forced fumbles... won Utah State Title in wrestling (285 lb)...as a SENIOR, named to 5A All-State First Team, Region 8 Defensive MVP and All-Region First Team after making 76 tackles including 10.5 sacks...rated three-star prospect by ESPN.com and 247Sports.com...rated No. 71 EDGE prospect in the country and ninth-best overall prospect in Utah by 247Sports.com.

CAREER STATS

DEFENSE	G/GS	TT	PT	AT	TFL	SACKS	FF	FR	PD	INT/YDS
2023	9/0	0	0	0	0/0	0/0	0	0	0	0/0



26 | KYSON THOMAS

Wide Receiver
5-9 / 178
Freshman
Undeclared
Moses Lake, Wash. (Moses Lake HS)

HIGH SCHOOL

Attended Moses Lake High School in Washington...as a SENIOR, named 4A Columbia Basin Big Nine League MVP and first-team All-Big Nine as a wide receiver, cornerback and returner...caught 69 passes for 1,068 yards and 23 touchdowns.

PERSONAL

Older brother, Isaiah played wideout at Eastern Oregon (2017-21).



52 | KYLE THORNTON

Linebacker
6-1 / 233
RS-Senior
Economic/MBA
Upland, Calif. (Upland HS)

WASHINGTON STATE

RS-JUNIOR (2023): Appeared in all 12 games, all in a starting roll...led team which 87 tackles, which ranked seventh in the Pac-12...added 4.5 tackles-for-loss, one sack and pass break-up, forced fumble and six quarterback hurries...his 87 tackles are a single-season high for him...recorded nine tackles, including a TFL, in season-opening win at Colorado State...had seven tackles, including two TFL's and lone sack of season, in home win over No. 19 Wisconsin...made three tackles and added two quarterback hurries in win over Northern Colorado...had six tackles and two QB hurries in victory over No. 14 Oregon State...recorded career-best 11 tackles, five solo, at UCLA...followed that effort with nine tackles against Arizona and at No. 9 Oregon...added six tackles against ASU and nine, along with a TFL, against Stanford...had seven tackles at Cal, four in home win over Colorado, and seven at Washington...named to 2023 Pac-12 Fall Academic Honor Roll and College Sports Communicators Academic All-District...Burlsworth Trophy Watch List Semifinalist (Top Former Walk-On).

RS-SOPHOMORE (2022): Appeared in all 13 games, one as a starter...recorded 36 tackles with two for loss...led team in special teams snaps (239)...recorded two special teams tackles, both on kickoff...made four tackles in season-opening win over Idaho...made one stop in win at No. 19 Wisconsin...recorded four stops in win over Colorado State...made season-high five tackles against No. 15 Oregon...made one stop in win over Cal...made two tackles including one tackle-for-loss at No. 6 USC...made two stops at Oregon State...made three stops against No. 14 Utah...made three tackles in win at Stanford...made two tackles in win over Arizona State...made two tackles in win at Arizona...made one stop in Apple Cup...made first career start, tallied five tackles including one for loss against Fresno State in LA Bowl...named CoSIDA Academic All-District.

RS-FRESHMAN (2021): Put on scholarship prior to 2021 season...appeared in 12 games, totaling 18 tackles, eight solo, with a TFL and a pass break up...had two tackles against Utah State in opener...made one tackle and broke up a pass against Oregon State...recorded career-high six tackles including first career TFL in win over Stanford...made three tackles in win at Arizona State...had two stops at No. 3 Oregon...collected two tackles in win over Arizona...appeared on special teams and defense.

RS-FRESHMAN (2020): Appeared in three games, mostly on special teams...made one special teams tackle...made collegiate debut on special teams at Oregon State...made one special teams tackle on kickoff against No. 11 Oregon...appeared on special teams at No. 20 USC...did not play at Utah.

FRESHMAN (2019): Preferred walk-on...redshirt year...did not appear in a game.

HIGH SCHOOL

Attended Upland High School...three-year letterwinner for coach Tim Selter...as a JUNIOR, named All-Baseline League second-team after making 112 tackles with 14 tackles-for-loss including five sacks...as a SENIOR, named All-Baseline League second-team with 90 tackles, 10 for loss including four sacks, one interception and one forced fumble.

PERSONAL

Born in Chandler, Ariz...parents, Steve and Debbie...younger brother, Cameron...younger sister, Kaitlyn.

CAREER STATS

DEFENSE	G/GS	TT	PT	AT	TFL	SACKS	FF	FR	PD	INT/YDS
2020	3/0	1	1	0	0/0	0/0	0	0	0	0/0
2021	12/0	18	8	10	1/-6	0/0	0	0	1	0/0
2022	13/1	36	18	18	2/-7	0/0	0	0	0	0/0
2023	12/12	87	35	52	4.5/-13	1/-6	1	0	1	0/0
Totals	4/13	142	62	880	7.5/-26	1/-6	1	0	2	0/0



54 | XAVIER THORPE

Offensive Line
6-5 / 271
Freshman
Undeclared
Livermore, Calif. (Livermore HS)

HIGH SCHOOL

Attended Livermore High School in California...as a JUNIOR, named to All-East Bay Athletic League Valley Second Team...as a SENIOR, named to All-East Bay Athletic League Valley First Team on offense and EBAL Co-Defensive MVP...blocked for running back Kamarri Robinson who set rushed for 534 yards Oct. 21, fifth-most in state history...also plays basketball, runs track and plays lacrosse...averaged 9.1 ppg and 7.1 rpg as a junior...rated three-star prospect by 247sports.com.

PERSONAL

Mom, Mary.



57 | ROD TIALAVEA

Offensive Line
6-5 / 321
RS-Junior
Human Development
West Valley City, Utah (Highland HS)

WASHINGTON STATE

RS-SOPHOMORE (2023): Appeared in all 12 games, two as a starter...started at left guard against Colorado and in Apple Cup at Washington.

SOPHOMORE (2022): Missed season due to injury...redshirt season.

FRESHMAN (2021): Appeared in eight games on the season, mainly on special teams...made collegiate debut on FG and PAT teams against Utah State.


FRESHMAN (2020): Did not appear in a game.

HIGH SCHOOL

Attended Highland High School in West Valley City...as a JUNIOR, named to the All-Region First Team...rated three-star prospect by 247Sports.com...rated No. 10 prospect in Utah by 247Sports.com.

PERSONAL

Born in Salt Lake City...parents, Robert and Ruby...brothers, RJ, Ryan and Richard...sister, Rachelle...cousin Russell Tialavea played football at BYU and is the BYU Director of Football Operations...cousin, D.J. Tialavea played football at Utah State and one season with Jacksonville.




19 | JAKE TIRYAKIDGLU

Quarterback
6-1 / 196
Freshman
Undeclared
Seattle, Wash. (Eastside Catholic HS)

HIGH SCHOOL

Attended Eastside Catholic High School in Washington...named to 3A Metro Division All-League First Team.




16 | ETHAN TORRES

Defensive Back
6-0 / 157
RS-Freshman
Sport Management
Lafayette, Calif. (Acalanes HS)

WASHINGTON STATE

FRESHMAN (2023): Did not appear in a game...redshirt season.



71 | ASHTON TRIPP

Offensive Line
6-7 / 290
RS-Freshman
Undecided
Kennewick, Wash. (Kennewick HS)

WASHINGTON STATE

FRESHMAN (2023): Appeared in two games on season...made collegiate debut in win over Northern Colorado...also played in win over Colorado...earned Scout Team Player of the Week honors following the Colorado State and Wisconsin games...redshirt season.

HIGH SCHOOL

Attended Kennewick High School in Washington...as a JUNIOR, named to All-Mid-Columbia Conference First Team...as a SENIOR, named All-State by Tacoma News Tribune and Mid-Columbia Conference Co-Lineman of the Year and All-MCC First Team...named a Seattle Times Red Chip of the Top 100 high-school football prospects in Washington...rated three-star prospect by ESPN.com, Rivals.com and 247Sports.com...rated No. 20 overall prospect in Washington by 247Sports.com.



26 | TYSON WEAVER


Defensive Back
6-1 / 187
Freshman
Undeclared
Sammamish, Wash. (Eastside Catholic HS)

HIGH SCHOOL

Attended Eastside Catholic High School in Washington...two-time All-Metro League selection...as a JUNIOR, named to All-State Second Team and All-Metro League after recording three interceptions and helped ECHS to an 12-1 record and appearance in the 3A State Championship Game...as a SENIOR, made 32 tackles including 6.5 for loss, broke up three passes, recovered two fumbles and forced a fumble ...also caught 15 passes for 495 yards and four touchdowns...rated three-star prospect by ESPN.com, Rivals.com and 247sports.com...ranked the No. 71 cornerback prospect in the country and top cornerback in Washington by 247sports.com.

PERSONAL

Parents, Stacy and Adrian.



3 | SYRUS WEBSTER

EDGE
6-4 / 254
Senior
Social Sciences
West Jordan, Utah (Utah Tech)

WASHINGTON STATE

SENIOR (2024): Enrolled in January and participated in spring practice.

UTAH TECH

JUNIOR (2023): Played in all 11 games...garnered first-team honors in inaugural 2023 United Athletic Conference...began the season as the UAC Preseason Player of the Year, was the only defensive player unanimously selected by the conference's head coaches for first team honors...led the UAC and closed the regular season t-third nationally with four forced fumbles, and finished the season ranked second in the conference in sacks (7.0; t-46th nationally) and third in TFLs (11.0 – t-60th nationally)...only defensive player in the UAC who was ranked in the top-12 overall in sacks, TFLs and total tackles (14th – 77; 31 solo)...became Utah Tech's career sacks leader with two sacks at Austin Peay (11/11), registered double digits in tackles three times on season, highlighted by an 11-tackle night with one sack and a career-high 3.5 TFLs at Colorado State (9/30)...tallied 10 tackles with 2.0 sacks and 3.0 TFLs at Northern Arizona (9/16), and racked up a career-best 12 tackles vs. Montana (9/9).

SOPHOMORE (2022): Played in all 11 games including eight starts, earning all-WAC honors... recorded 42 tackles (22 solo) with a team-high 10 TFLs, and was the WAC co-leader with 5.5 sacks on his way to first team all-WAC honors ... finished the year with added four QB hurries, two forced fumbles, and one pass break up ... recorded a career high 3.0 sacks in the Trailblazers' Homecoming win vs, Southern Utah (11/5), which tied for second-most in a single game in the program's NCAA era ... opened the year with a season-high six stops (5 solo) with a one sack and 2.0 TFLs, one forced fumble and a TFL at Sacramento State (9/3) ... racked up five or more tackles in five of 11 games and recorded at least 0.5 TFL in seven games overall ... earned Academic All-WAC honors.

FRESHMAN (2021): Burst onto the scene as a freshman, leading the defensive line with 40 total tackles (24 solo) in 11 games, which included 5.0 TFLs and 2.0 sacks, along with a pair of QB hurries and one forced fumble ... racked up a career-high nine tackles, highlighted by his first collegiate strip sack and fumble recovery at Montana (10/9) ... collected four solo tackles and a sack vs. Stephen F. Austin (10/23) ... earned Academic All-WAC honors.

HIGH SCHOOL


Earned four varsity letters in football at West Jordan High School...a two-time first team all-region selection for the Jaguars...recorded 80 career tackles, including 17 sacks and 30 TFLs, to go with 38 quarterback hurries...also lettered in basketball and track, and was part of region championships in both sports... was listed on the honor roll.

PERSONAL

Born in Salt Lake City, Utah... parents are Aaron Webster and Angela Haylock.

CAREER STATS

DEFENSE	G/GS	TT	PT	AT	TFL	SACKS	FF	FR	PD	INT/YDS
2021 (UTech)	11/0	40	26	14	5/-25	2/-14	1	1	0	0/0
2022 (UTech)	11/8	42	22	20	10/-42	5.5/-28	2	0	1	0/0
2023 (UTech)	11/11	79	32	47	12.5/-42	7/-30	4	1	0	0/0
Totals	33/19	161	80	81	27.5/-109	14.5/-72	7	2	1	0/0



86 | MAHKI WHITNEY

Wide Receiver
6-4 / 198
RS-Freshman
Sports Medicine*
Renton, Wash. (Oliver M. Hazen HS)

WASHINGTON STATE

FRESHMAN (2023): Did not appear in a game...redshirt season.



23 | JERRAE WILLIAMS

Defensive Back
5-10 / 197
Graduate
Undeclared
Westwego, La. (UNLV)

UNLV

RS-JUNIOR (2023): Defender who finally got on the field for the Rebels ... Changed his jersey number to 1 (from 23) for his senior season ... appeared in six games... made 24 tackles including seven for loss with three sacks...picked off one pass, broke up two passes and recovered two fumbles.

RS-SOPHOMORE (2022): Earned his first letter as a Rebel by playing in all 12 games, including starting nine ... Finished sixth on the team with 56 total tackles ... Ranked fourth with 5.5 TFL and tied for third with two interceptions to go with fumble recovery and a pass breakup ... Had a big game at Cal in Week Two, posting seven tackles (five solo), one TFL and grabbed his first interception that he returned 15 yards ... Made it three straight games with seven TT apiece after doing it in wins over North Texas and then Utah State when he added his second INT ... His five takedowns in a win over New Mexico included two TFL ... Recovered a fumble to go with five TT vs. Fresno State ... His career-high nine tackles in the season-ending victory over UNR included a TFL.

RS-FRESHMAN (2021): Appeared in two games.

RS-FRESHMAN (2020): Did not play.

ARKANSAS MONTICELLO

FRESHMAN (2019): Signed with the NCAA Division II program out of high school... played in two games and recorded two tackles for the Boll Weevils.

HIGH SCHOOL

A 2019 graduate of John Ehret HS near Marrero, LA ... A three-year letterwinner under coach Marcus Scott ... Played CB, FS and nickel for the Patriots ... Earned second team all-district honors in 2018 after totaling 50 tackles, six forced fumbles and four sacks as a senior and helping Ehret to a 12-2 record.

PERSONAL

Son of Latoya Williams and Jerome Jordan ... Has four younger siblings: Jerkaila Jordan, Heaven Jordan, Tomeah Williams and Chy Lacour ... His sister Jerkaila is a basketball standout who was named 2021 AAC Freshman of the Year at Tulane before transferring to Mississippi State.

CAREER STATS

DEFENSE	GP	TT	PT	AT	TFL	SACKS	FF	FR	PD	INT/YDS
2020 (UNLV)	Did Not Play									
2021 (UNLV)	1	1	1	0	1/-2	0/0	0	0	0	0/0
2022 (UNLV)	12	56	35	21	5.5/-18	1/-10	0	1	3	2/12
2023 (UNLV)	6	24	15	9	7/-37	3/-18	0	2	2	1/11
Totals	19	81	51	30	13.5/-57	4/-28	0	3	5	3/23




17 | KING WILLIAMS

Defensive Back
5-7 / 168
RS-Freshman
Kinesiology*
Fairfield, Calif. (Vanden HS)

WASHINGTON STATE

RS-FRESHMAN (2023): Did not appear in a game.

FRESHMAN (2022): Walked on prior to season...did not appear in a game...redshirt season...named WSU Scout Team Player of the Week after win over Arizona State.



2 | KYLE WILLIAMS

Wide Receiver
6-0 / 186
Senior
Social Sciences
Inglewood, Calif. (UNLV)

WASHINGTON STATE

JUNIOR (2023): Enrolled in January and participated in spring drills...appeared in all 12 games, all in a starting role...second on the team with 61 receptions for 843 yards and six touchdowns...recorded touchdown receptions in each of his first four games and had at least two catches in all 12 games...in Cougar debut, had four catches for 31 yards and a score...in win over No. 19 Wisconsin, had three catches for 48 yards and a touchdown...had two receptions for 49 yards and a score against Northern Colorado...posted seven receptions for season-high 174 yards and a score in win over No. 14 Oregon State...after that performance, named East-West Shrine Bowl Breakout Co-Offensive Player of the Week...at UCLA, had eight receptions for 85 yards followed by a season-high nine catches for 61 yards against Arizona...had five catches for 102 yards at Oregon then posted eight receptions for 77 yards at ASU...recorded five catches for 57 yards at California before his three catches for 46 yards and a touchdown in win over Colorado...ended season with 5 receptions for 85 yards and touchdown in Apple Cup at Washington.

UNLV

SOPHOMORE (2022): Started nine of 12 games, missing New Mexico, San Jose State and Air Force...totaled 40 catches for 541 yards (60.1 ypg) with career-best five touchdowns...opened season with touchdown receptions in first four games, starting with four catches for 68 yards and a score in win over Idaho State...had three receptions for 52 yards and a score in loss at California...season-best eight receptions for 69 yards and a touchdown in 58-27 win over North Texas following by three catches for 46 yards and a touchdown in win at Utah State...recorded five receptions for season-best 111 yards at Hawaii...concluded season with four catches for 76 yards, including season-long 49 yard reception that went for a TD in 27-22 win over Nevada.

FRESHMAN (2021): Named 2021 Second Team Preseason All-MW by Phil Steele's and Mountain West Wire and third team by Athlon...finished second on the team with 42 receptions for 601 yards...caught seven passes for 117 yards vs. San Jose State in Game Seven...added five receptions for 60 yards, including a 23-yard touchdown at UNR...at New Mexico, seven grabs for 137 yards in the win over the Lobos that included a season-long 75-yard catch and run...added 73 yards on just three catches in final appearance of the year vs. Hawai'i...missed the final game of the season because of injury...named to 2021 Mountain West All-Academic team.

FRESHMAN (2020): Earned his first letter as a Rebel by starting all six games at receiver...named a member of The Athletic's Freshman All-America Second Team to become the fourth Rebel to earn Freshman All-America honors...the seventh Rebel overall and third receiver to be voted a conference Freshman of the Year...with just six games played, Williams led the Rebels with 35 receptions for 426 yards and two touchdowns...in the season finale at Hawai'i, with 10 for a career-high 144 yards...also caught nine passes for 110 yards and a touchdown playing at Mountain West champion San Jose State...named to 2020 Mountain West All-Academic team.

HIGH SCHOOL

A 2020 graduate of St. Monica Catholic HS in Santa Monica, Calif...helped The Mariners to 7-2 record as a senior in 2019...caught 31 passes for 763 yards and nine touchdowns in final prep season...averaged 24.6 yards per catch for SMCHS...previously played quarterback at Hawthorne HS and then at Narbonne HS.

PERSONAL

Born Baltimore, Md....son of Stephen and Erin Williams...has three siblings: Mychai, Amari and Nire.

CAREER STATS

RECEIVING	G/GS	REC	YDS	AVG	TD	LG
2020 (UNLV)	6/6	35	426	12.2	2	35
2021 (UNLV)	10/10	42	601	14.3	2	75
2022 (UNLV)	9/9	40	541	13.5	5	49
2023 (WSU)	12/12	61	843	13.8	6	63
Totals	37/12	178	2411	13.5	15	75



6 | ADRIAN WILSON

Defensive Back
6-1 / 206
RS-Freshman
Multimedia Journalism
Dallas, Texas (Keller Central HS)

WASHINGTON STATE

FRESHMAN (2023): Appeared in four games on season...had six tackles on season...made collegiate debut in win over Northern Colorado, recording two solo tackles...had two tackles against Arizona and two at California...also played at Washington...redshirt season.

HIGH SCHOOL

Attended Keller Central High School in Dallas...as a JUNIOR, recorded 19 tackles on defense and also played quarterback...as a SENIOR, made 62 tackles with two interceptions...rated No. 67 among The Dallas Morning News Top-100...rated three-star prospect by ESPN.com, Rivals.com and 247Sports.com...rated No. 93 safety in the country by 247Sports.com.

CAREER STATS

DEFENSE	G/GS	TT	PT	AT	TFL	SACKS	FF	FR	PD	INT/YDS
2023	4/0	6	3	3	0/0	0/0	0	0	0	0/0



8 | KENNY WORTHY III

Defensive Back
6-0 / 172
Freshman
Kinesiology*
Buckeye, Ariz. (Centennial HS)

WASHINGTON STATE

FRESHMAN (2024): Enrolled in January and participated in spring practice.

HIGH SCHOOL

Attended Centennial High School in Arizona his final three seasons...as a FRESHMAN, had three interceptions...as a SOPHOMORE, had three interceptions...as a JUNIOR, in 11 games, made 29 tackles, picked off six passes and broke up 10 passes...as a SENIOR, named the Mike Haynes Arizona Defensive Back of the Year and Arizona All-Fever Team...named to All-6A Northeast Valley Region Second Team at cornerback and wide receiver, had 48 tackles including seven for loss, one sack, six interceptions and two fumble recoveries...also caught 27 passes for 639 yards and five touchdowns...also ran track and played baseball...rated three-star prospect by ESPN.com, Rivals.com and 247sports.com...rated the No. 26 prospect in Arizona by ESPN.com.

PERSONAL

Parents, Kenny II and Terri.



84 | MALACHI WRICE


EDGE
6-4 / 231
Freshman
Undeclared
McAlester, Okla. (McAlester HS)

HIGH SCHOOL

Attended McAlester High School in Oklahoma...as a SOPHOMORE, made 34 tackles including 10 for loss including three sacks...as a JUNIOR, named to 5A-3 All-District First Team after making 57 tackles with eight for loss including two sacks and one interception...as a SENIOR, made 77 tackles with 19 tackles-for-loss including four sacks, two forced fumbles and one blocked punt, also caught nine passes for 158 yards and four touchdowns...also plays basketball and competes in track and field...rated three-star prospect by ESPN.com, Rivals.com and 247sports.com...rated No. 59 EDGE in the country and No. 12 overall prospect in Oklahoma by 247sports.com.

PERSONAL

Dad, Ronald.



84 | LANDON WRIGHT

Wide Receiver
5-11 / 163
Freshman
Undeclared
Fresno, Calif. (Clovis West HS)

HIGH SCHOOL

Attended Clovis West High School in Fresno, Calif...as a SOPHOMORE, appeared in 12 games, caught 34 passes for 518 yards and five touchdowns...as a JUNIOR, named to All-Tri-River Athletic Conference First Team after catching 42 passes for 776 yards and eight touchdowns...as a SENIOR, named to All-TRAC First Team after making 66 catches for 1,406 yards and 15 touchdowns, averaged 21.3 yards-per-catch...rated three-star prospect by ESPN.com, Rivals.com and 247sports.com...rated No. 82 overall prospect in California by 247sports.com.

PERSONAL

Parents, Jeffery and Clarice.



2024 SIGNING CLASS (12/20/23)

NAME	POS	HT	WT	YR	HOMETOWN (PREVIOUS SCHOOL)
Chris Barnes	WR	5-8	160	Fr.	Houston, Texas (North Shore HS)
Evans Chuba *	QB	6-3	215	Fr.	Montreal, Canada (Clearwater Academy International (Fla.))
Isaiah Cobbs	WR	5-8	155	Fr.	Memphis, Tenn. (Munford HS)
Jackson Cowgill	DL	6-4	280	Fr.	Erie, Colo. (Erie HS)
Frank Cusano *	LB	6-2	215	Fr.	Granite Bay, Calif. (Granite Bay HS)
Camden DeGraw-Tryall	EDGE	6-4	230	Fr.	Coeur d'Alene, Idaho (Coeur d'Alene HS)
Dajon Doss	LB	6-0	205	Fr.	Lancaster, Calif. (St. Bonaventure HS)
Dycurian Douglas	WR	6-0	170	Fr.	Paris, Texas (Paris HS)
Jaylon Edmond *	DB	5-9	155	Fr.	Carson, Calif. (Western HS)
Tony Freeman *	WR	5-9	165	So.	Richmond, Calif. (College of San Mateo)
Hunter Haines	DB	6-1	185	Fr.	West Linn, Ore. (West Linn HS)
AJ Hasson *	OL	6-4	285	Fr.	Davis, Calif. (Davis HS)
Kamani Jackson	DB	6-0	180	Fr.	El Cerrito, Calif. (El Cerrito HS)
Josh Joyner *	RB	5-8	175	Fr.	Oxnard, Calif. (Pacifica HS)
Chris Lino	OL	6-8	325	Fr.	Seattle, Wash. (Seattle Prep)
Hyrum-Benjamin Moors	DT	6-0	280	Fr.	Laie, Hawaii (Kahuku HS)
Carson Osmus	OL	6-5	295	Fr.	Camas, Wash. (Camas HS)
Wayshawn Parker *	RB	5-10	185	Fr.	Sacramento, Calif. (Grant Union HS)
Kayo Patu	DB	6-0	175	Fr.	Sacramento, Calif. (Roosevelt HS (Wash.))
Xavier Thorpe	OL	6-5	270	Fr.	Livermore, Calif. (Livermore HS)
Tyson Weaver	DB	6-1	190	Fr.	Sammamish, Wash. (Eastside Catholic HS)
Syrus Webster *	EDGE	6-3	255	Sr.	West Jordan, Utah (Utah Tech)
Kenny Worthy III *	DB	5-11	175	Fr.	Buckeye, Ariz. (Centennial HS)
Malachi Wrice	EDGE	6-4	220	Fr.	McAlester, Okla. (McAlester HS)
Landon Wright	WR	5-11	175	Fr.	Fresno, Calif. (Clovis West HS)

*Enrolling in January



	Date	Opponent		Score	Overall	Conf	Time	Attend
	09/02/2023	at Colorado St.	W	50-24	1-0	0-0	3:24	31497
	09/09/2023	Wisconsin	W	31-22	2-0	0-0	3:23	33024
	09/16/2023	Northern Colo.	W	64-21	3-0	0-0	3:14	23594
*	09/23/2023	Oregon St.	W	38-35	4-0	1-0	3:28	33111
*	10/07/2023	at UCLA	L	17-25	4-1	1-1	3:41	35437
*	10/14/2023	Arizona	L	6-44	4-2	1-2	3:02	26155
*	10/21/2023	at Oregon	L	24-38	4-3	1-3	3:40	58886
*	10/28/2023	at Arizona St.	L	27-38	4-4	1-4	3:29	47284
*	11/04/2023	Stanford	L	7-10	4-5	1-5	3:17	24385
*	11/11/2023	at California	L	39-42	4-6	1-6	3:40	38155
*	11/17/2023	Colorado	W	56-14	5-6	2-6	3:32	27869
*	11/25/2023	at Washington	L	21-24	5-7	2-7	3:31	71312

Team Statistics

	WSU	OPP
Scoring	380	337
Points per game	31.7	28.1
Points Off Turnovers	44	65
First Downs	270	241
Rushing	78	96
Passing	169	122
Penalty	23	23
Rushing Yardage	1018	1810
Yards gained rushing	1372	2081
Yards lost rushing	354	271
Rushing attempts	342	425
Average per rush	3.0	4.3
Average per game	84.8	150.8
TDs Rushing	17	26
Passing Yardage	4042	2863
Comp-Att-Int	340-510-9	241-399-8
Average per pass	7.9	7.2
Average per catch	11.9	11.9
Average per game	336.8	238.6
TDs Passing	27	14
Total offense	5060	4673
Total plays	852	824
Average per play	5.9	5.7
Average per game	421.7	389.4
Kick returns: #-Yards	20-440	16-421
Punt returns: #-Yards	9-70	8-65
Int returns: #-Yards	8-162	9-31
Kick return average	22.0	26.3
Punt return average	7.8	8.1
Int return average	20.3	3.4
Fumbles-Lost	20-12	15-7
Penalties-Yards	73-596	77-649
Average per game	49.7	54.1
Punts-Yards	46-2041	58-2470
Average per punt	44.4	42.6
Net punt average	41.7	40.0
Kickoffs-Yards	71-4481	64-3934
Average per kick	63.1	61.5
Net kick average	38.1	38.2
Time of possession / game	29:40	30:16
3rd-down conversion	68/160	72/175
3rd-down pct	43%	41%
4rd-down conversion	12/26	12/19
4rd-down pct	46%	63%
Sacks by-Yards	24-174	38-249
Misc Yards	0	0
Touchdowns scored	50	43
Field goals - attempts	10-15	13-18
On-Side kicks	0-1	0-2
Red-zone scores	(38-50) 76%	(38-42) 90%
Red-zone touchdowns	(32-50) 64%	(28-42) 67%
PAT-attempts	(44-44) 100%	(40-41) 98%
2-point conversion-attempts	(3-6) 50%	(0-2) 0%
Attendance	168138	282571
Games / Avg per game	6/28023	6/47095
Neutral site games	-	0/0

Score by Periods

Team	1st	2nd	3rd	4th	OT	TOT
Washington St.	104	142	63	71	0	380
Opponents	61	91	68	117	0	337

Rushing

Player	gp	att	gain	loss	net	avg	td	lg	avg/g
Nakia Watson	12	89	347	26	321	3.6	4	17	26.8
Dylan Paine	9	25	152	2	150	6.0	1	52	16.7
Djouvensky Schlenbaker	12	33	152	6	146	4.4	0	20	12.2
Cameron Ward	12	120	431	287	144	1.2	8	23	12.0
Leo Pulalasi	2	18	105	0	105	5.8	0	16	52.5
John Mateer	11	21	95	3	92	4.4	3	15	8.4
Jaylen Jenkins	6	20	65	4	61	3.1	0	17	10.2
Lincoln Victor	11	3	21	0	21	7.0	1	15	1.9
Josh Kelly	12	1	3	0	3	3.0	0	3	0.3
DT Sheffield	2	1	0	3	-3	-3.0	0	0	-1.5
Kyle Williams	12	3	1	11	-10	-3.3	0	1	-0.8
Team	12	8	0	12	-12	-1.5	0	0	-1.0
Total	12	342	1372	354	1018	3.0	17	52	84.8
Opponents	12	425	2081	271	1810	4.3	26	66	150.8

Passing

Player	gp	effic	comp-att-int	pct	yds	td	lg	avg/g
Cameron Ward	12	145.4	323-485-7	66.6	3736	25	63	311.3
John Mateer	11	219.6	13-17-1	76.5	235	2	72	21.4
Emmett Brown	1	29.4	2-4-1	50.0	14	0	9	14.0
Lincoln Victor	11	142.5	1-3-0	33.3	39	0	39	3.5
Nick Haberer	12	251.2	1-1-0	100.0	18	0	18	1.5
Total	12	147.2	340-510-9	66.7	4042	27	72	336.8
Opponents	12	128.2	241-399-8	60.4	2863	14	75	238.6

Receiving

Player	gp	no.	yds	avg	td	lg	avg/g
Lincoln Victor	11	89	860	9.7	5	50	78.2
Josh Kelly	12	61	923	15.1	8	51	76.9
Kyle Williams	12	61	843	13.8	6	63	70.3
Nakia Watson	12	24	230	9.6	3	37	19.2
Carlos Hernandez	12	24	258	10.8	0	48	21.5
Cooper Mathers	10	21	251	12.0	1	39	25.1
Isaiah Hamilton	12	15	163	10.9	1	39	13.6
Billy Riviere	12	8	77	9.6	0	18	6.4
Jaylen Jenkins	6	6	61	10.2	0	22	10.2
Cameron Johnson	9	6	53	8.8	0	15	5.9
Djouvensky Schlenbaker	12	5	32	6.4	1	11	2.7
DT Sheffield	2	4	26	6.5	0	15	13.0
Josh Meredith	12	3	53	17.7	1	21	4.4
Tsion Nunnally	12	3	121	40.3	1	72	10.1
Andre Dollar	12	3	44	14.7	0	20	3.7
John Mateer	11	2	14	7.0	0	9	1.3
Cole Pruett	1	2	14	7.0	0	9	14.0
Leo Pulalasi	2	2	14	7.0	0	7	7.0
Dylan Paine	9	1	5	5.0	0	5	0.6

Punt Returns

Player	no.	yds	avg	td	lg
Isaiah Hamilton	6	39	6.5	0	17
DT Sheffield	3	31	10.3	0	20
Total	9	70	7.8	0	20
Opponents	8	65	8.1	0	16

Interceptions

Player	no.	yds	avg	td	lg
Jaden Hicks	2	37	18.5	1	37
Sam Lockett III	2	27	13.5	0	25
Jackson Lataimua	1	0	0.0	0	0
Taariq Al-Uqdah	1	10	10.0	0	10
Jamorri Colson	1	0	0.0	0	0
Kapena Gushiken	1	88	88.0	1	88
Total	8	162	20.3	2	88
Opponents	9	31	3.4	0	14

Kick Returns

Player	no.	yds	avg	td	lg
Leyton Smithson	7	224	32.0	1	98
Isaiah Hamilton	5	91	18.2	0	30
Lincoln Victor	4	80	20.0	0	24
Billy Riviere	2	1	0.5	0	1
Josh Kelly	1	8	8.0	0	8
Kyle Williams	1	36	36.0	0	36
Total	20	440	22.0	1	98
Opponents	16	421	26.3	1	98

Fumble Returns

Player	no.	yds	avg	td	lg
Brennan Jackson	4	116	29.0	3	74
Sam Lockett III	1	3	3.0	0	3
Ron Stone Jr.	1	0	0.0	0	0
Jackson Lataimua	1	0	0.0	0	0
Total	7	119	17.0	3	74
Opponents	12	103	8.6	2	52

Scoring

			PAT						
Player	td	fg	kick	rush	rcv	pass	dxp	saf	pts
Dean Janikowski	-	10-15	44-44	-	-	-	-	-	74
Josh Kelly	8	-	-	-	-	-	-	-	48
Cameron Ward	8	-	-	-	-	2	-	-	48
Nakia Watson	7	-	-	-	-	-	-	-	42
Kyle Williams	6	-	-	-	1	-	-	-	38
Lincoln Victor	6	-	-	-	-	1	-	-	36
Brennan Jackson	3	-	-	-	-	-	-	-	18
John Mateer	3	-	-	-	-	-	-	-	18
Djouvensky Schlenbaker	1	-	-	-	1	-	-	-	8
Isaiah Hamilton	1	-	-	-	-	-	-	-	6
Dylan Paine	1	-	-	-	-	-	-	-	6
Cooper Mathers	1	-	-	-	-	-	-	-	6
Jaden Hicks	1	-	-	-	-	-	-	-	6
Josh Meredith	1	-	-	-	-	-	-	-	6
Tsion Nunnally	1	-	-	-	-	-	-	-	6
Leyton Smithson	1	-	-	-	-	-	-	-	6
Kapena Gushiken	1	-	-	-	-	-	-	-	6
Billy Riviere	-	-	-	-	1	-	-	-	2
Total	50	10-15	44-44	0	3	3	0	0	380
Opponents	43	13-18	40-41	0	0	0	0	0	337

Field Goals

Player	fg	pct.	01-19	20-29	30-39	40-49	50-99	lg	blk
Dean Janikowski	10-15	66.7	0-0	1-1	5-5	2-5	2-4	55	0
Opponents	13-18	72.2	0-0	3-3	6-7	3-6	1-2	51	1

FG Sequence

Team Name	Washington St.	Opponents
Wisconsin	(46)	(49),(34),(29)
Colorado St.	(55)	(38)
Oregon St.	51,(44)	
UCLA	(),(32)	47,(37),(32),33
Oregon	(36),(33),(50)	47,(27)
Arizona St.	(31),(34)	50,(51)
Stanford	43	(31)
California	(28),42,48	
Washington	50,()	43,(42)
Arizona		(37),(40),(21)

Numbers in (parentheses) indicate field goal was made

Total Offense

Player	g	plays	rush	pass	total	avg/g
Cameron Ward	12	605	144	3736	3880	323.3
John Mateer	11	38	92	235	327	29.7
Nakia Watson	12	89	321	0	321	26.8
Dylan Paine	9	25	150	0	150	16.7
Djouvensky Schlenbaker	12	33	146	0	146	12.2
Leo Pulalasi	2	18	105	0	105	52.5
Jaylen Jenkins	6	20	61	0	61	10.2
Lincoln Victor	11	6	21	39	60	5.5
Nick Haberer	12	1	0	18	18	1.5
Emmett Brown	1	4	0	14	14	14.0
Josh Kelly	12	1	3	0	3	0.3
DT Sheffield	2	1	-3	0	-3	-1.5
Kyle Williams	12	3	-10	0	-10	-0.8
Team	12	0	-12	0	-12	-1.0
Total	12	852	1018	4042	5060	421.7
Opponents	12	824	1810	2863	4673	389.4

Punting

Player	no.	yds	avg	lg	tb	fc	i20	50+	blk
Nick Haberer	46	2041	44.4	62	3	25	14	5	0
Total	46	2041	44.4	62	3	25	14	5	0
Opponents	58	2470	42.6	57	4	28	19	11	0

Kickoffs

Player	no.	yds	avg	tb	ob	retn	net	ydl
Colton Theaker	70	4473	63.9	47	0			
Dean Janikowski	1	8	8.0	0	0			
Total	71	4481	63.1	47	0	16	38.1	26
Opponents	64	3934	61.5	34	1	19	38.2	26

All Purpose

Player	g	rush	rcv	pr	kr	ir	total	avg/g
Lincoln Victor	11	21	860	0	80	0	961	87.4
Josh Kelly	12	3	923	0	8	0	934	77.8
Kyle Williams	12	-10	843	0	36	0	869	72.4
Nakia Watson	12	321	230	0	0	0	551	45.9
Isaiah Hamilton	12	0	163	39	91	0	293	24.4
Carlos Hernandez	12	0	258	0	0	0	258	21.5
Cooper Mathers	10	0	251	0	0	0	251	25.1
Leyton Smithson	9	0	0	0	224	0	224	24.9
Djouvensky Schlenbaker	12	146	32	0	0	0	178	14.8
Dylan Paine	9	150	5	0	0	0	155	17.2
Cameron Ward	12	144	0	0	0	0	144	12.0
Jaylen Jenkins	6	61	61	0	0	0	122	20.3
Tsion Nunnally	12	0	121	0	0	0	121	10.1
Leo Pulalasi	2	105	14	0	0	0	119	59.5
John Mateer	11	92	14	0	0	0	106	9.6
Kapena Gushiken	12	0	0	0	0	88	88	7.3
Billy Riviere	12	0	77	0	1	0	78	6.5
DT Sheffield	2	-3	26	31	0	0	54	27.0
Josh Meredith	12	0	53	0	0	0	53	4.4
Cameron Johnson	9	0	53	0	0	0	53	5.9
Andre Dollar	12	0	44	0	0	0	44	3.7
Jaden Hicks	12	0	0	0	0	37	37	3.1
Sam Lockett III	12	0	0	0	0	27	27	2.3
Cole Pruett	1	0	14	0	0	0	14	14.0
Taariq Al-Uqdah	11	0	0	0	0	10	10	0.9
Team	12	-12	0	0	0	0	-12	-1.0
Total	12	1018	4042	70	440	162	5732	477.7
Opponents	12	1810	2863	65	421	31	5190	432.5

Team Defense

##	Player	gp	Tackles				Sacks	Pass defense			Fumbles		blkd	
			ua	a	tot	tfl/yds	no-yds	int-yds	brup	qbh	fr-yds	ff	kick	saf
52	Kyle Thornton	12	35	52	87	4.5-13	1-6	.	1	6	.	1	.	.
25	Jaden Hicks	12	49	30	79	6-22	2.5-16	2-37	4	1	.	1	1	.
0	Sam Lockett III	12	43	30	73	3-14	0.5-6	2-27	1	1	1-3	1	.	.
8	Devin Richardson	12	31	31	62	2.5-16	1-11	.	.	2	.	1	.	.
10	Ron Stone Jr.	12	28	31	59	11-53	5-36	.	1	14	1-0	3	.	.
80	Brennan Jackson	12	26	31	57	12.5-78	8.5-64	.	3	9	4-116	1	.	.
18	Taariq Al-Uqdah	11	22	18	40	2-2	.	1-10	2	2
4	Kapena Gushiken	12	16	20	36	1.5-10	1-9	1-88	5
6	Chau Smith-Wade	7	22	13	35	2-4	.	.	6	1
3	Cam Lampkin	12	16	18	34	1.5-4	.	.	8
30	Jackson Lataimua	12	19	13	32	1-1	.	1-0	1	1	1-0	.	.	.
89	Na'im Rodman	12	11	19	30	2-3	.	.	.	3
60	David Gusta	11	10	20	30	2-6	0.5-3	.	.	3
15	Nusi Malani	12	10	14	24	4-17	2.5-16	.	1	3
1	Stephen Hall	11	10	10	20	3-9	.	.	1
45	Raam Stevenson	10	6	10	16	0.5-1	.	.	.	1
88	Khalil Laufau	9	4	8	12
23	Javan Robinson	7	9	3	12	1.5-2	.	.	1
20	Quinn Roff	6	6	2	8	1-1	1-1
95	Andrew Edson	12	4	4	8	0.5-6	0.5-6	.	.	3
29	Jamorri Colson	8	5	3	8	.	.	1-0	3
28	Reece Sylvester	3	4	3	7
33	Adrian Wilson	4	3	3	6
27	Hudson Cedarland	12	2	4	6
59	Joshua Erling	9	2	2	4
98	Jernias Tafia	12	1	3	4
2	Chris Jackson	10	1	3	4	.	.	.	1
32	Tanner Moku	8	3	1	4
9	Ahmad McCullough	9	2	1	3
22	Warren Smith Jr.	1	2	1	3
81	Tsion Nunnally	12	1	1	2
92	Ansel Din-Mbuh	10	.	2	2
87	Andre Dollar	12	.	1	1
42	Billy Riviere	12	1	.	1
89	Leyton Smithson	9	.	1	1
34	Cole Norah	1	1	.	1
19	Colton Theaker	12	1	.	1
25	Nakia Watson	12	1	.	1
51	Joseph Roback	6	1	.	1
24	Cooper Mathers	10	1	.	1
99	Alec Eckert	1	1
Totals		12	409	406	815	62-262	24-174	8-162	39	51	7-119	8	1	0
Opponents		12	453	354	807	75-348	38-249	9-31	48	44	12-103	14	0	0

Date	Opponent	Rushing				Receiving				Passing				Kick Returns				Punt Returns				tot off
		no.	yds	td	lg	no.	yds	td	lg	cmp-att-int	yds	td	lg	no.	yds	td	lg	no.	yds	td	lg	
09/02/2023	at Colorado St.	37	90	3	22	38	466	3	50	38-50-0	466	3	50	1	5	0	5	3	31	0	20	556
09/09/2023	Wisconsin	35	81	1	23	21	251	2	39	21-33-0	251	2	39	2	33	0	23	0	0	0	0	332
09/16/2023	Northern Colo.	36	229	3	52	29	489	6	72	29-38-1	489	6	72	0	0	0	0	1	12	0	12	718
09/23/2023	Oregon St.	30	106	1	17	29	422	4	63	29-35-0	422	4	63	3	60	0	36	0	0	0	0	528
10/07/2023	at UCLA	19	12	0	11	20	204	1	39	20-40-2	204	1	39	3	71	0	30	1	12	0	12	216
10/14/2023	Arizona	22	35	1	13	23	199	0	37	23-33-2	199	0	37	0	0	0	0	0	0	0	0	234
10/21/2023	at Oregon	22	57	1	18	34	438	1	47	34-49-0	438	1	47	1	8	0	8	0	0	0	0	495
10/28/2023	at Arizona St.	21	88	2	16	35	315	1	38	35-50-0	315	1	38	0	0	0	0	0	0	0	0	403
11/04/2023	Stanford	24	4	0	9	24	241	1	39	24-40-1	241	1	39	1	15	0	15	1	-2	0	0	245
11/11/2023	at California	37	125	2	12	35	358	3	25	35-60-1	358	3	25	5	84	0	26	1	17	0	17	483
11/17/2023	Colorado	32	127	3	15	20	342	2	51	20-33-0	342	2	51	1	98	1	98	1	-2	0	0	469
11/25/2023	at Washington	27	64	0	17	32	317	3	37	32-49-2	317	3	37	3	66	0	24	1	2	0	2	381
Washington St.		342	1018	17	52	340	4042	27	72	340-510-9	4042	27	72	20	440	1	98	9	70	0	20	5060
Opponents		425	1810	26	66	241	2863	14	75	241-399-8	2863	14	75	16	421	1	98	8	65	0	16	4673

Washington St. Averages

Games	Avg/ rush	Avg/ catch	Pass effic	KR avg	PR avg	All purpose avg/game	Total offense avg/game
12	3.0	11.9	147.2	22.0	7.8	477.7	421.7

Date	Opponent	ua	Tackles			Sacks no-yds	Fumble		Pass Defense			blkd kick	PAT attempts			off		
			a	total	tfl-yds		ff	fr-yds	int-yds	qbh	brup		kick	rush	rcv	saf	t/o	pts
09/02/2023	at Colorado St.	18	56	74	3.0-17	1-11	0	0-0	2-37	2	10	0	5-5	0	0	0	13	50
09/09/2023	Wisconsin	38	28	66	5.0-24	3-22	3	3-2	0-0	3	5	0	4-4	0	0	0	7	31
09/16/2023	Northern Colo.	36	18	54	5.0-14	2-8	0	0-0	0-0	5	1	0	8-8	0	1	0	0	64
09/23/2023	Oregon St.	31	36	67	6.0-27	2-13	0	0-0	1-2	12	3	0	5-5	0	0	0	0	38
10/07/2023	at UCLA	50	42	92	9.0-42	4-35	0	0-0	2-113	1	6	1	2-2	0	0	0	10	17
10/14/2023	Arizona	44	40	84	6.0-20	1-10	0	0-0	0-0	4	3	0	0-0	0	0	0	0	6
10/21/2023	at Oregon	26	36	62	2.0-6	0-0	0	0-0	0-0	0	1	0	1-1	0	1	0	0	24
10/28/2023	at Arizona St.	41	14	55	2.0-4	0-0	1	0-0	0-0	9	1	0	3-3	0	0	0	0	27
11/04/2023	Stanford	35	34	69	6.0-28	2-21	0	0-0	1-0	8	3	0	1-1	0	0	0	0	7
11/11/2023	at California	31	24	55	5.0-19	2-14	3	2-3	0-0	1	3	0	4-4	0	1	0	7	39
11/17/2023	Colorado	27	56	83	9.0-44	5-28	1	2-114	1-10	6	0	0	8-8	0	0	0	7	56
11/25/2023	at Washington	32	22	54	4.0-17	2-12	0	0-0	1-0	0	3	0	3-3	0	0	0	0	21
Washington St.		409	406	815	62.0-262	24-174	8	7-119	8-162	51	39	1	44-44	0	3	0	44	380
Opponents		453	354	807	75.0-348	38-249	14	12-103	9-31	44	48	0	40-41	0	0	0	65	337

Date	Opponent	no.	yds	avg	Punting					Field Goals				Kickoffs				
					long	blkd	tb	fc	50+	i20	md-att	long	blkd	no.	yds	avg	tb	ob
09/02/2023	at Colorado St.	3	133	44.3	50	0	1	1	1	0	1-1	55	0	8	518	64.8	7	0
09/09/2023	Wisconsin	6	258	43.0	49	0	1	2	0	2	1-1	46	0	6	396	66.0	5	0
09/16/2023	Northern Colo.	1	42	42.0	42	0	0	1	0	1	0-0	0	0	10	665	66.5	10	0
09/23/2023	Oregon St.	0	0	0.0	0	0	0	0	0	0	1-2	44	0	7	455	65.0	6	0
10/07/2023	at UCLA	8	362	45.3	49	0	0	5	0	4	1-1	32	0	4	254	63.5	3	0
10/14/2023	Arizona	4	181	45.3	48	0	0	4	0	0	0-0	0	0	2	130	65.0	2	0
10/21/2023	at Oregon	3	135	45.0	52	0	0	1	1	0	3-3	50	0	6	310	51.7	4	0
10/28/2023	at Arizona St.	3	127	42.3	46	0	0	2	0	1	2-2	34	0	6	382	63.7	4	0
11/04/2023	Stanford	6	290	48.3	62	0	1	1	3	2	0-1	0	0	2	123	61.5	1	0
11/11/2023	at California	2	84	42.0	43	0	0	2	0	1	1-3	28	0	7	437	62.4	1	0
11/17/2023	Colorado	5	227	45.4	49	0	0	2	0	0	0-0	0	0	9	562	62.4	3	0
11/25/2023	at Washington	5	202	40.4	49	0	0	4	0	3	0-1	0	0	4	249	62.3	1	0
Washington St.		46	2041	44.4	62	0	3	25	5	14	10-15	55	0	71	4481	63.1	47	0

Date	Opponent	Rushing				Receiving				Passing				Kick Returns				Punt Returns				tot off
		no.	yds	td	lg	no.	yds	td	lg	cmp-att-int	yds	td	lg	no.	yds	td	lg	no.	yds	td	lg	
09/02/2023	at Colorado St.	20	37	0	6	28	320	2	75	28-44-2	320	2	75	1	98	1	98	1	-3	0	0	357
09/09/2023	Wisconsin	29	90	1	17	25	278	1	41	25-40-0	278	1	41	1	31	0	31	2	23	0	12	368
09/16/2023	Northern Colo.	31	158	1	34	18	208	2	52	18-30-0	208	2	52	0	0	0	0	0	0	0	0	366
09/23/2023	Oregon St.	39	242	4	38	17	198	1	50	17-34-1	198	1	50	1	36	0	36	0	0	0	0	440
10/07/2023	at UCLA	53	181	2	22	22	290	1	43	22-44-2	290	1	43	1	27	0	27	2	16	0	16	471
10/14/2023	Arizona	37	174	5	40	34	342	0	69	34-43-0	342	0	69	0	0	0	0	0	0	0	0	516
10/21/2023	at Oregon	32	248	3	43	18	293	2	46	18-25-0	293	2	46	2	6	0	6	1	11	0	11	541
10/28/2023	at Arizona St.	39	235	5	66	19	274	0	50	19-26-0	274	0	50	1	16	0	16	0	0	0	0	509
11/04/2023	Stanford	38	75	1	13	16	142	0	30	16-32-1	142	0	30	1	9	0	9	1	8	0	8	217
11/11/2023	at California	36	177	2	52	14	150	2	36	14-21-0	150	2	36	1	16	0	16	0	0	0	0	327
11/17/2023	Colorado	41	91	1	23	12	164	1	45	12-27-1	164	1	45	5	140	0	57	1	10	0	10	255
11/25/2023	at Washington	30	102	1	23	18	204	2	40	18-33-1	204	2	40	2	42	0	34	0	0	0	0	306
Opponents		425	1810	26	66	241	2863	14	75	241-399-8	2863	14	75	16	421	1	98	8	65	0	16	4673
Washington St.		342	1018	17	52	340	4042	27	72	340-510-9	4042	27	72	20	440	1	98	9	70	0	20	5060

Opponents Averages

Games	Avg/ rush	Avg/ catch	Pass effc	KR avg	PR avg	All purpose avg/game	Total offense avg/game
12	4.3	11.9	128.2	26.3	8.1	432.5	389.4

Date	Opponent	ua	Tackles		Sacks no-yds	Fumble		Pass Defense			blkd kick	PAT attempts			off		
			a	total		ff	fr-yds	int-yds	qbh	brup		kick	rush	rcv	saf	t/o	pts
09/02/2023	at Colorado St.	37	70	107	10.0-38	3-17	2	2-0	0-0	2	2	0	3-3	0	0	0	24
09/09/2023	Wisconsin	40	18	58	9.0-37	4-27	0	0-0	0-0	5	4	0	1-1	0	0	0	22
09/16/2023	Northern Colo.	39	32	71	1.0-3	0-0	0	0-0	1-0	1	4	0	3-3	0	0	0	21
09/23/2023	Oregon St.	34	40	74	4.0-18	1-7	2	2-0	0-0	3	3	0	5-5	0	0	0	35
10/07/2023	at UCLA	37	10	47	6.0-30	3-25	3	2-0	2-3	6	6	0	1-2	0	0	0	25
10/14/2023	Arizona	30	20	50	4.0-25	2-13	1	1-0	2-0	1	3	0	5-5	0	0	0	44
10/21/2023	at Oregon	35	32	67	7.0-23	6-21	0	0-0	0-0	2	5	0	5-5	0	0	0	38
10/28/2023	at Arizona St.	45	12	57	8.0-34	3-15	0	0-0	0-0	14	4	0	5-5	0	0	0	38
11/04/2023	Stanford	27	38	65	6.0-29	3-25	0	0-0	1-10	8	2	0	1-1	0	0	0	10
11/11/2023	at California	53	28	81	8.0-49	6-45	3	3-103	1-4	1	8	0	6-6	0	0	0	42
11/17/2023	Colorado	30	30	60	6.0-25	2-18	3	2-0	0-0	1	4	0	2-2	0	0	0	14
11/25/2023	at Washington	46	24	70	6.0-37	5-36	0	0-0	2-14	0	3	0	3-3	0	0	0	24
Opponents		453	354	807	75.0-348	38-249	14	12-103	9-31	44	48	0	40-41	0	0	0	337
Washington St.		409	406	815	62.0-262	24-174	8	7-119	8-162	51	39	1	44-44	0	3	0	380

Date	Opponent	no.	yds	Punting				Field Goals				Kickoffs			
				avg	long	blkd	tb	fc	50+	i20	md-att	long	blkd	no.	yds
09/02/2023	at Colorado St.	5	243	48.6	55	0	0	1	2	2	1-1	38	0	4	245
09/09/2023	Wisconsin	3	123	41.0	41	0	0	2	0	2	3-3	49	0	6	390
09/16/2023	Northern Colo.	8	330	41.3	54	0	1	4	2	2	0-0	0	0	4	260
09/23/2023	Oregon St.	2	76	38.0	40	0	0	2	0	2	0-0	0	0	5	269
10/07/2023	at UCLA	7	318	45.4	55	0	0	4	1	0	2-4	37	1	6	383
10/14/2023	Arizona	2	86	43.0	45	0	0	2	0	2	3-3	40	0	9	585
10/21/2023	at Oregon	3	116	38.7	41	0	0	2	0	2	1-2	27	0	7	422
10/28/2023	at Arizona St.	2	75	37.5	39	0	0	0	0	0	1-2	51	0	6	383
11/04/2023	Stanford	6	242	40.3	52	0	1	4	1	2	1-1	31	0	3	194
11/11/2023	at California	5	227	45.4	55	0	1	2	3	1	0-0	0	0	7	396
11/17/2023	Colorado	9	406	45.1	57	0	1	2	2	3	0-0	0	0	3	159
11/25/2023	at Washington	6	228	38.0	46	0	0	3	0	1	1-2	42	0	4	248
Opponents		58	2470	42.6	57	0	4	28	11	19	13-18	51	1	64	3934



WASHINGTON STATE AT COLORADO STATE

Sept. 2, 2023 • Cancas Stadium • Att.: 31,497 • TV: CBS Sports Network

FORT COLLINS, Colo. — Cameron Ward threw for three touchdowns and ran for another and Jaden Hicks returned an interception 37-yards for a touchdown and Washington State beat Colorado State 50-24 Saturday night. Ward was 37 of 49 for 451 yards passing, including touchdowns of 3 yards to Kyle Williams, 12 yards to Nakia Watson and 25 yards to Josh Kelly. Ward also rushed for 40 yards, including a 1-yard score, helping Washington State start the season with a victory for the fifth time in six years. Lincoln Victor led a productive group of Washington State playmakers with 11 catches for 168 yards. Dean Janikowski kicked a career-best 55-yard field goal and John Mateer, who spelled Ward several times, had touchdown runs of 1 and 3 yards. Kobe Johnson returned a kick 98 yards for a touchdown early in the fourth quarter for Colorado State, which lost an opener for a sixth consecutive season. Brayden Fowler-Nicolosi relieved starting quarterback Clay Millen after he was shaken up in the third quarter, completing fourth quarter touchdown passes of 75 yards to Justus Ross-Simmons and 20 yards to Dallin Holker. Up 14, the Cougars scored two touchdowns in a 28-second span in the third as Mateer scored the first of his two touchdown runs and Hicks picked off Millen, heading down the sideline untouched to put the Cougars 29-3 early in the third. Washington State went up 17-3 at halftime. Colorado State marched to a 38-yard field goal by Jordan Noyes on its opening possession but Ward responded by leading three first-half scoring drives, two for touchdowns. Ward sparked the first TD drive with two scrambles for 26 yards before eventually going up the middle on a sneak from the 1. The Cougars led 14-3 on Ward's 3-yard pass to Williams and added a 55-yard field goal by Janikowski as time ran out in the second quarter. THE TAKEAWAY Washington State: The Cougars got off to a strong start, showcasing a balanced effort that highlighted a productive offense and a solid defense. The late scores by Colorado came after the Cougars had the game in hand and their offense also helped stave off a potential rally by producing another late score. Colorado State: The Rams offense showed some signs of life late in the game but still needs to develop its scoring punch. Coach Jay Norvell undertook a major roster reconstruction, including an overhaul of the offensive line, partly to spark an offense that was held to 17 points in each of its three wins last season while never scoring more than 20 points in any game.

SCORE BY QUARTERS	1	2	3	4	TOTAL
Washington State	7	10	12	21	50
Colorado State	3	0	0	21	24

SCORING SUMMARY

1st	09:27	CSU	Noyes,Jordan 38 yd field goal	12-55 4:29
	07:35	WSU	Ward,Cameron 1 yd run (Janikowski,Dean kick)	7-75 1:52
2nd	11:34	WSU	Williams,Kyle 3 yd pass from Ward,Cameron (Janikowski,Dean kick)	13-63 5:16
	00:00	WSU	Janikowski,Dean 55 yd field goal	4-7 1:45
3rd	11:18	WSU	Mateer,John 3 yd run (Victor,Lincoln rush failed)	6-70 2:38
	10:50	WSU	Hicks,Jaden 37 yd interception return (Victor,Lincoln rush failed)	
4th	14:50	WSU	Watson,Nakia 12 yd pass from Ward,Cameron (Janikowski,Dean kick)	9-68 3:20
	14:38	CSU	Johnson,Kobe 98 yd kickoff return (Noyes,Jordan kick)	
	11:22	WSU	Kelly,Josh 25 yd pass from Ward,Cameron (Janikowski,Dean kick)	7-75 3:16
	11:12	CSU	Ross-Simmons,Ju 75 yd pass from Fowler-Nicolosi (Noyes,Jordan kick)	1-75 0:10
	05:57	CSU	Holker,Dallin 20 yd pass from Fowler-Nicolosi (Noyes,Jordan kick)	11-74 3:38
	00:42	WSU	Mateer,John 1 yd run (Janikowski,Dean kick)	9-46 5:13

TEAM STATISTICS

	WSU	CSU
FIRST DOWNS	30	18
RUSHES-YARDS (NET)	37-90	20-37
PASSING YDS (NET)	466	320
Passes Att-Comp-Int	50-38-0	44-28-2
TOTAL OFFENSE PLAYS-YARDS	87-556	64-357
Fumble Returns-Yards	0-0	0-0
Punt Returns-Yards	3-31	1--3
Kickoff Returns-Yards	1-5	1-98
Interception Returns-Yards	2-37	0-0
Punts (Number-Avg)	3-44.3	5-48.6
Fumbles-Lost	4-2	0-0
Penalties-Yards	3-20	4-40
Possession Time	37:28	20:51
Third-Down Conversions	11 of 17	5 of 14
Fourth-Down Conversions	0 of 2	1 of 3
Red-Zone Scores-Chances	5-7	2-2
Sacks By: Number-Yards	1-11	3-22
Tackles-For-Loss By: Number-Yards	3-17	10-38

INDIVIDUAL STATISTICS

RUSHING: Washington State-Ward,Cameron 13-40; Mateer,John 4-16; Watson,Nakia 7-15; Paine,Dylan 4-14; Jenkins,Jaylen 7-11; Schlenbaker,Djo 1-4; Williams,Kyle 1-minus 10. Colorado State-Morrow,Avery 11-29; Johnson,Kobe 7-16; Millen,Clay 2-minus 8.

PASSING: Washington State-Ward,Cameron 37-49-0-451; Mateer,John 1-1-0-15. Colorado State-Millen,Clay 15-24-1-110; Fowler-Nicolosi 13-20-1-210.

RECEIVING: Washington State-Victor,Lincoln 11-168; Kelly,Josh 7-97; Hernandez,Carlo 5-58; Williams,Kyle 4-31; Mathers,Cooper 3-40; Sheffield,DT 3-19; Watson,Nakia 3-16; Dollar,Andre 1-20; Jenkins,Jaylen 1-17. Colorado State-Horton,Tory 9-81; Ross-Simmons,Ju 5-123; Holker,Dallin 5-47; Brown,Louis 4-35; Brown II,Vince 2-18; Menegatti,Dawso 0-17; Johnson,Kobe 1-3; Morrow,Avery 1-minus 4.

INTERCEPTIONS: Washington State-Hicks,Jaden 1-37; Lataimua,Jackso 1-0. Colorado State-None.

FUMBLES: Washington State-Ward,Cameron 3-2; TEAM 1-0. Colorado State-None.

SACKS (UA-A): Washington State-Edson,Andrew 0-1; Hicks,Jaden 0-1. Colorado State-Kamara,Mohamed 1-0; Pierce, Jr.,Ton 1-0; Hector,Ayden 1-0.

TACKLES (UA-A): Washington State-Richardson,Devi 3-8; Thornton,Kyle 0-9; Smith-Wade,Chau 5-2; Hicks,Jaden 2-5; Robinson,Javan 3-2; Lockett III,Sam 2-3; Gushiken,Kapena 1-4; Stone Jr.,Ron 0-4; Gusta,David 0-4; Al-Uqdah,Taariq 0-3; Erling,Joshua 1-1; Edson,Andrew 0-2; Jackson,Brennan 0-2; Malani,Nusi 0-2; Sylvester,Reece 1-0; Tafia,Jernias 0-1; Stevenson,Raam 0-1; Lampkin,Cam 0-1; Lataimua,Jackso 0-1; Jackson,Chris 0-1. Colorado State-Howell,Jack 6-10; Blackburn,Henry 5-9; Wilson,Chase 2-10; Hector,Ayden 4-6; Sanchez,Justin 3-5; Anusiem,Chigozi 2-5; Jones,Dom 4-0; Oxley,Marshall 2-2; Morris,Dominic 2-1; Kamara,Mohamed 1-2; Kelly,Grady 0-3; Gardner,Jaylen 1-1; McDowell,Kenned 1-1; Mitchell,James 0-2; Thomas,Matt 0-2; Pierce, Jr.,Ton 1-0; Jock,Buom 1-0; Paster,Trey 1-0; Guzman,Brandon 1-0; Mitchell,Jaseim 0-1; Grayson,Tyrell 0-1; Menegatti,Dawso 0-1; Hardge III,Ron 0-1; Montini,Peter 0-1; Gatkuoth,Nuer 0-1; Quinn,Tyler 0-1; Bellah,Jace 0-1; Wa-Kalonji,Muke 0-1; Bariteau,Cam 0-1; Turner,Paddy 0-1.

NO. 19 WISCONSIN AT WASHINGTON STATE

Sept. 9, 2023 • Gesa Field • Att.: 33,024 • TV: ABC

PULLMAN, Wash. — Cameron Ward passed for 212 yards and two touchdowns and added another 43 yards rushing, Nakia Watson scored on a 1-yard run with 5:30 remaining and Washington State upset No. 19 Wisconsin 31-22 on Saturday night. Ward scrambled for runs of 23 yards and 14 yards during a pivotal fourth-quarter drive to help the Cougars avoid a second-half meltdown and beat the Badgers for the second straight season. Watson capped the drive with his 1-yard plunge. Washington State (2-0) hosted its first Power Five nonconference opponent since 1998 and played its first home game since the collapse of the Pac-12 this summer. Facing an uncertain future as a Power Five program, Washington State put on a show in the first half to race to a 24-6 lead. In this moment, it's everything. "We belong in the Power Five," Washington State coach Jake Dickert said on the field as it was flooded by celebrating fans after the upset. "These kids have worked their (tails) off. I'm so damn proud of them." Wisconsin (1-1) scored 16 straight points and was driving in the fourth quarter with a chance to take the lead before running back Chez Mellusi fumbled near midfield. The Badgers lost three fumbles and had little go right in the first half. Nathaniel Vakos made three field goals in the first half, but Wisconsin didn't find the end zone until Mellusi's 2-yard run midway through the third quarter that cut Washington State's lead to 24-16. Mordecai hit Skyler Bell on a 16-yard touchdown pass late in the third quarter to pull Wisconsin to 24-22, but the two-point conversion attempt failed. Mordecai was 25 of 40 for 278 yards and fumbled twice, both on sacks by Ron Stone Jr. One of the fumbles was recovered by Brennan Jackson for a touchdown in the first half. Washington State held the Badgers' potent running back duo of Mellusi and Braelon Allen to 69 yards on 19 carries. "The reality is, we have enough talent to win," first-year Wisconsin coach Luke Fickell said. The Cougars punted on their first four second-half possessions and totaled just 119 yards after halftime. But they got a much-needed jolt when safety Jaden Hicks forced the Mellusi fumble and cornerback Jackson Lataimua recovered. "We didn't have the second half we wanted as an offense," Ward said. "But we didn't flinch." STATEMENT WIN Dickert was proud of how his team responded in gut-check time of a nationally televised game and in front of 33,024 fans at Gesa Field. "This is a crucial point for Washington State and Washington State football," Dickert said. "We're carrying the flag for all the transition, and this is a pivotal moment for where we want to go. Wherever we end up, we've got to commit to being great. And I think that's what this statement (win) means is that we are here. We're fighting, and even as college football is changing, we're still getting pretty good results." LEACH HONORED Black pirate flags and shirts were all over Martin Stadium in honor of Mike Leach, the former Washington State coach who died in December. The Cougars burst through the tunnel before the game with eight players waving pirate flags. A handful of former players then raised a large black flag with the Cougars logo and crossing swords in the southeast corner of the stadium. Most Washington State coaches also wore black pirate shirts in honor of the coach who led the Cougars to six bowl games from 2012-2019. KLAY THOMPSON IN THE HOUSE Former Washington State basketball star Klay Thompson was on the sideline for the big matchup and presented the Washington State women's basketball team with the Pac-12 conference championship trophy during a timeout in the first quarter. THE TAKEAWAY Washington State may not have a future as a Power Five conference, but it showed it belonged "for the second straight year" against the Badgers of the Big Ten.

SCORE BY QUARTERS	1	2	3	4	TOTAL
Wisconsin	3	6	13	0	22
Washington State	7	17	0	7	31

SCORING SUMMARY

1st	05:34	WSU	Williams,Kyle 4 yd pass from Ward,Cameron (Janikowski,Dean kick)	8-0 4:02
	01:07	WIS	Vakos,Nathaniel 49 yd field goal	10-29 4:21
2nd	14:10	WSU	Victor,Lincoln 1 yd pass from Ward,Cameron (Janikowski,Dean kick)	5-87 1:44
	10:17	WIS	Vakos,Nathaniel 34 yd field goal	9-59 3:53
	07:14	WSU	Janikowski,Dean 46 yd field goal	9-46 3:03
	00:28	WSU	Jackson,Brennan 2 yd fumble recovery (Janikowski,Dean kick)	
	00:21	WIS	Vakos,Nathaniel 29 yd field goal	8-64 1:47
3rd	06:15	WIS	Mellusi,Chez 2 yd run (Vakos,Nathaniel kick)	7-35 3:58
	00:25	WIS	Bell,Skyler 16 yd pass from Mordecai,Tanner (Mellusi,Chez rush failed)	5-80 2:08
4th	05:30	WSU	Watson,Nakia 1 yd run (Janikowski,Dean kick)	10-57 3:49

TEAM STATISTICS

	WISC	WSU
FIRST DOWNS	20	18
RUSHES-YARDS (NET)	29-91	34-86
PASSING YDS (NET)	277	247
Passes Att-Comp-Int	40-25-0	34-22-0
TOTAL OFFENSE PLAYS-YARDS	69-368	68-333
Fumble Returns-Yards	0-0	2-2
Punt Returns-Yards	2-28	0-0
Kickoff Returns-Yards	1-31	2-33
Interception Returns-Yards	0-0	0-0
Punts (Number-Avg)	3-41.0	6-43.8
Fumbles-Lost	3-3	0-0
Penalties-Yards	4-30	8-87
Possession Time	29:32	30:28
Third-Down Conversions	6 of 14	7 of 15
Fourth-Down Conversions	0 of 1	1 of 1
Red-Zone Scores-Chances	4-4	3-3
Sacks By: Number-Yards	4-27	3-13
Tackles-For-Loss By: Number-Yards	9-37	5-24

INDIVIDUAL STATISTICS

RUSHING: Wisconsin-Mellusi,Chez 12-50; Mordecai,Tanner 10-21; Allen,Braelon 7-20. Washington State-Ward,Cameron 17-43; Watson,Nakia 11-26; Jenkins,Jaylen 2-11; Mateer,John 1-10; TEAM 3-minus 4.

PASSING: Wisconsin-Mordecai,Tanner 25-40-0-277. Washington State-Ward,Cameron 21-33-0-208; Victor,Lincoln 1-1-0-39.

RECEIVING: Wisconsin-Allen,Braelon 6-11; Pauling,Will 5-78; Bell,Skyler 5-44; Dike,Chimere 4-75; Green,Bryson 2-54; Williams,CJ 2-10; Rucci,Hayden 1-5. Washington State-Victor,Lincoln 7-55; Williams,Kyle 3-47; Jenkins,Jaylen 2-28; Watson,Nakia 2-19; Hernandez,Carlo 2-14; Sheffield,DT 2-4; Mathers,Cooper 1-39; Riviere,Billy 1-18; Dollar,Andre 1-17; Kelly,Josh 1-6.

INTERCEPTIONS: Wisconsin-None. Washington State-None.

FUMBLES: Wisconsin-Mordecai,Tanner 2-2; Mellusi,Chez 1-1. Washington State-None.

SACKS (UA-A): Wisconsin-Thompson Jr.,Ja 1-1; Chaney,Jake 1-0; Goetz,C.J. 0-1; Njongmeta,Maema 1-0. Washington State-Stone Jr.,Ron 2-0; Thornton,Kyle 1-0.

TACKLES (UA-A): Wisconsin-Wohler,Hunter 10-3; Njongmeta,Maema 5-5; Chaney,Jake 5-1; Thompson Jr.,Ja 3-2; Zachman,Preston 4-0; Hallman,Ricardo 4-0; Goetz,C.J. 1-2; Smith,Alexander 1-2; Maitre,Jason 2-0; Peterson,Darryl 2-0; Pietrowski,Jeff 2-0; Barten,Ben 1-0; Grass,Tatum 1-0; Latu,Kamo'i 0-1; Turner,Jordan 0-1; Paez,Gio 0-1. Washington State-Lockett III,Sam 8-5; Hicks,Jaden 7-2; Thornton,Kyle 4-3; Richardson,Devi 2-5; Stone Jr.,Ron 3-2; Jackson,Brennan 1-4; Lampkin,Cam 3-1; Smith-Wade,Chau 3-1; Malani,Nusi 2-1; Gushiken,Kapena 0-3; Roff,Quinn 1-0; Edson,Andrew 1-0; Robinson,Javan 1-0; Lataimua,Jackso 1-0; Stevenson,Raam 1-0; Tafia,Jernias 0-1.

NORTHERN COLORADO AT NO. 23 WASHINGTON STATE

Sept. 16, 2023 • Gesa Field • Att.: 23,594 • TV: Pac-12 Washington

PULLMAN, Wash. – Cameron Ward passed for 327 yards and accounted for five first-half touchdowns, and No. 23 Washington State breezed to a 64-21 victory over FCS member Northern Colorado on Saturday. The Cougars (3-0) were locked in after their emotional win over Wisconsin last week and showed no signs of looking ahead to next week's Pac-12 Conference opener against No. 16 Oregon State at home. Ward and the Washington State offense were crisp and explosive from the outset. The junior quarterback completed his first 12 passes — including a 37-yard touchdown strike to Kyle Williams and a 28-yard TD pass to Lincoln Victor — to give Wazzu a 22-0 lead in the first quarter. Victor had six catches for 119 yards with a pair of TDs. Ward also ran for an 8-yard touchdown on Washington State's opening possession. He completed 20 of 26 passes. "I thought Cam was phenomenal," Washington State coach Jake Dickert said. "He was sharp. I thought he stayed in the pocket and stayed square." Ranked for the first time since 2019, the Cougars racked up 386 yards in the first half and scored touchdowns on all six of their drives to go up 43-0. Their 43 points in the first half were their most since scoring 55 before the break against Arizona in 2018. It was the focused effort Dickert wanted to see against a lesser foe sandwiched between big games. "This was the one time we said, hey, we felt really confident about being the dominant team," Dickert said. "So coming in here and really performing and not messing around and not turning the ball over, I think it speaks to the team, of the mindset of where we really want to go." Northern Colorado (0-3) punted on its first five possessions, including three and-outs on the first two. Jamarii Robinson's juggling 18-yard touchdown catch gave the Bears their first points 12 seconds before halftime. Northern Colorado quarterback Jacob Sirmon was 16 of 24 for 167 yards and two touchdowns returning to his home state. Sirmon also threw a 52-yard touchdown pass to Darius Stewart in the fourth quarter. **KEEPING THE PRESSURE** After a career-best two-sack game against Wisconsin, Washington State edge rusher Ron Stone Jr. added a sack and tackle for loss in the first half against overmatched Northern Colorado. Fellow edge rusher Brennan Jackson also racked up a sack after recovering two fumbles last week on Stone Jr. sacks. **FLAWLESS STARTS** Washington State backup QB John Mateer did his best to match Ward's flawless start. Mateer started the second half in relief of Ward and completed his first six passes with two TD tosses to on the first two drives of the third quarter. Mateer finished 7 of 8 passing for a career-high 138 yards before third-string QB Emmett Brown entered in the fourth quarter. **THE TAKEAWAY** The only slight downside for Wazzu was struggling early in the run game against a team picked by coaches and media to finish 10th in the Big Sky Conference. Walk-on Dylan Paine led WSU with 81 yards rushing and scored his first career touchdown early in the fourth quarter. Starter Nakia Watson had 41 yards and a touchdown on nine carries.

SCORE BY QUARTERS	1	2	3	4	TOTAL
Northern Colorado	0	7	7	7	21
Washington State	22	21	14	7	64

SCORING SUMMARY

1st	10:28	WSU	Ward, Cameron 8 yd run (Riviere, Billy pass from Victor, Lincoln)	10-75 4:32
	06:08	WSU	Williams, Kyle 37 yd pass from Ward, Cameron (Janikowski, Dean kick)	6-70 3:23
	03:41	WSU	Victor, Lincoln 28 yd pass from Ward, Cameron (Janikowski, Dean kick)	4-64 1:07
2nd	12:27	WSU	Kelly, Josh 18 yd pass from Ward, Cameron (Janikowski, Dean kick)	7-70 2:33
	08:45	WSU	Watson, Nakia 6 yd run (Janikowski, Dean kick)	7-64 1:40
	03:20	WSU	Victor, Lincoln 31 yd pass from Ward, Cameron (Janikowski, Dean kick)	7-74 2:31
	00:12	UNC	Robinson, Jamarii 18 yd pass from Sirmon, Jacob (Green, Hunter kick)	8-75 3:08
3rd	09:43	WSU	Meredith, Josh 15 yd pass from Mateer, John (Janikowski, Dean kick)	7-93 2:38
	05:45	UNC	Gibbs, Hank 1 yd run (Green, Hunter kick)	7-75 3:58
	05:10	WSU	Nunnally, TSION 72 yd pass from Mateer, John (Janikowski, Dean kick)	2-75 0:30
4th	13:46	WSU	Paine, Dylan 1 yd run (Janikowski, Dean kick)	10-80 4:04
	11:36	UNC	Stewart, Darius 52 yd pass from Sirmon, Jacob (Green, Hunter kick)	5-75 2:10

TEAM STATISTICS

	UNC	WSU
FIRST DOWNS	17	33
RUSHES-YARDS (NET)	31-158	36-229
PASSING YDS (NET)	208	489
Passes Att-Comp-Int	30-18-0	38-29-1
TOTAL OFFENSE PLAYS-YARDS	61-366	74-718
Fumble Returns-Yards	0-0	0-0
Punt Returns-Yards	0-0	1-12
Kickoff Returns-Yards	0-0	0-0
Interception Returns-Yards	1-0	0-0
Punts (Number-Avg)	8-41.2	1-42.0
Fumbles-Lost	0-0	0-0
Penalties-Yards	7-85	5-46
Possession Time	29:11	30:49
Third-Down Conversions	5 of 13	8 of 10
Fourth-Down Conversions	0 of 0	1 of 1
Red-Zone Scores-Chances	2-2	5-6
Sacks By: Number-Yards	0-0	2-8
Tackles-For-Loss By: Number-Yards	1-3	5-14

INDIVIDUAL STATISTICS

RUSHING: Northern Colorado-Afari, David 17-116; Meis, Caden 2-19; Stewart, Darius 6-13; Gibbs, Hank 3-8; Sirmon, Jacob 3-2. Washington State-Paine, Dylan 7-71; Schlenbaker, Djo 4-41; Watson, Nakia 9-41; Pulalasi, Leo 7-39; Mateer, John 3-19; Ward, Cameron 2-12; Jenkins, Jaylen 2-4; Kelly, Josh 1-3; TEAM 1-minus 1.

PASSING: Northern Colorado-Sirmon, Jacob 16-24-0-171; Gibbs, Hank 2-6-0-37. Washington State-Ward, Cameron 20-26-0-327; Mateer, John 7-8-0-148; Brown, Emmett 2-4-1-14.

RECEIVING: Northern Colorado-Haggerty, Blake 6-70; Robinson, Jamarii 4-39; Stewart, Darius 3-65; Pell, Alec 2-3; Cheeks, Cash 1-27; Afari, David 1-4; Meis, Caden 1-0. Washington State-Victor, Lincoln 6-119; Kelly, Josh 5-74; Hernandez, Carlo 4-36; Williams, Kyle 2-49; Meredith, Josh 2-36; Johnson, Cameron 2-27; Prueett, Cole 2-14; Hamilton, Isaiah 2-7; Nunnally, TSION 1-72; Mathers, Cooper 1-26; Watson, Nakia 1-19; Riviere, Billy 1-10.

INTERCEPTIONS: Northern Colorado-Owens, Komari 1-0. Washington State-None.

FUMBLES: Northern Colorado-None. Washington State-None.

SACKS (UA-A): Northern Colorado-None. Washington State-Jackson, Brennan 1-0; Stone Jr., Ron 1-0.

TACKLES (UA-A): Northern Colorado-Morales, Franky 8-1; Murray, Cameron 3-5; Tuitele, Tama 2-6; Lewis, Tizell 4-2; King, Vincent 3-3; Johnson, Dustin 1-5; Knapke, Jordan 2-3; Brown, Joe 1-2; Gillis, Nathanie 1-2; Pell, Alec 2-0; Cheeks, Carver 1-1; Nowatzke, Zach 1-1; Norris, Nick 0-2; Guthrie, Keenan 1-0; Johnson, Makhi 1-0; Polson, Payton 1-0; Stanton, Jacob 1-0; Traore, Rocco 1-0; Maille, Brooks 1-0; Mangham, Noah 1-0; Harris, Tywonnie 1-0; Capaso, Ryan 1-0; Jordan, Jr., Mic 1-0; Wren, Christian 0-1. Washington State-Sylvester, Reece 3-3; Stone Jr., Ron 3-1; Al-Uqdah, Taariq 2-2; Lockett III, Sam 3-0; Richardson, Devi 3-0; Smith Jr., Warre 2-1; Thornton, Kyle 2-1; Hall, Steve 2-1; Jackson, Brennan 2-1; Gusta, David 1-2; Smith-Wade, Chau 2-0; Wilson, Adrian 2-0; Cedarland, Hudson 1-1; Jackson, Chris 1-1; Laufau, Khalil 1-1; Hicks, Jaden 0-2; Norah, Cole 1-0; Gushiken, Kapena 1-0; Edson, Andrew 1-0; Stevenson, Raam 1-0; Tafia, Jernias 1-0; McCullough, Ahma 1-0; Rodman, Na'im 0-1.

NO. 14 OREGON STATE AT NO. 21 WASHINGTON STATE

Sept. 23, 2023 • Gesa Field • Att.: 33,111 • TV: FOX

PULLMAN, Wash. – Josh Kelly caught three touchdowns, two in highlight-reel fashion, Cameron Ward passed for 404 yards and accounted for five scores, and No. 21 Washington State withstood a late rally to upend No. 14 Oregon State 38-35 on Saturday in the Pac-12 Conference opener for both teams. In a game billed as the Pac-2 championship on the Palouse, the Cougars pulled out their second victory of the season over an AP Top 25 foe. They led by 17 points early in the fourth quarter before the Beavers (3-1, 0-1 Pac-12) mounted a furious rally. Oregon State's DJ Uiagalelei tossed a 5-yard touchdown pass to tight end Jack Velling with 1:12 left to pull the Beavers within 38-35. The Cougars (4-0, 1-0) recovered the ensuing onside kick after a mad scramble for the ball, and once the final snap was taken, fans rushed the field like they did after Washington State beat Wisconsin two weeks ago. Ward, who entered third in the nation in passing yards and fourth in total offense, threw three of his four touchdown passes in the first half. He also had a 1-yard TD run to continue his sizzling start to the season. "I'll say it again: We belong," said Washington State coach Jake Dickert, who hasn't shied away from campaigning for his program that along with Oregon State has been left behind by the rest of the Pac-12. "This is one of those games that can really springboard your program to new places," Dickert said. "The team really believes in what we have." The Cougars and Beavers have formed a strong bond off the field as they search for a new conference home - or try to salvage the Pac-12 by recruiting new schools to join. But once their mascots came out the tunnel together before the game, the good feelings ended. On the second play from scrimmage, Ward found Kyle Williams wide open for a 63-yard touchdown. Ward's TD run on the next possession gave Washington State a 14-0 lead. Playing without leading receiver Lincoln Victor, who left in the first quarter with an ankle injury, Ward ended the first half with 14 straight completions and finished 19 of 20 for 293 yards before halftime. Kelly, a transfer wideout from Fresno State, stepped up in Victor's absence. The rangy 6-foot-1 redshirt junior caught eight passes for 159 yards and hauled in two spectacular one-handed grabs, the latter of which went for a 19-yard touchdown in the third quarter. Early in the second quarter, Kelly spun out of the grasp of three Beavers on his way to the end zone on a 44-yard TD. Asked which of his high-light catches was his favorite, Kelly said, "I felt it was probably the first one-handed catch because that's what started getting me going." The Beavers' defense came in ranked 13th in the FBS, but it gave up 352 yards in the first half and couldn't slow down Washington State's attack. The Cougars finished with 528 total yards. Uiagalelei completed 17 of 34 passes for 198 yards and was intercepted once. Deshaun Fenwick led Oregon State with 101 rushing yards and touchdown runs of 38, 9 and 4 yards. Damien Martinez added 81 yards on the ground but it wasn't enough to keep up with the Cougars. "Just too little, too late," Oregon State coach Jonathan Smith said. **NATIONAL PERCEPTION** Dickert was upset with some of the comments made during ESPN's College GameDay on Saturday where the Washington State-Oregon State matchup was referenced as the "No One's Watching Bowl." "I don't really understand that," Dickert said. "The facts say people watch the Cougs. And people watch the Cougs more than every team left over in the Big 12. It's well documented what ESPN has done to try to get our league where it's at." **THE TAKEAWAY** Oregon State: The Beavers were effective on the ground as usual, but their passing attack and defense now face questions as they enter a short week before another Top 25 showdown. Washington State: The Cougars are 4-0 for the first time since 2017 and will enter a bye week with one of the hottest quarterbacks in the nation and impressive wins against Wisconsin and Oregon State on their resume.

SCORE BY QUARTERS	1	2	3	4	TOTAL
Oregon State	7	7	0	21	35
Washington State	14	14	7	3	38

SCORING SUMMARY

1st	14:10	WSU	Williams, Kyle 63 yd pass from Ward, Cameron (Janikowski, Dean kick)	2-75 0:45
	07:57	WSU	Ward, Cameron 1 yd run (Janikowski, Dean kick)	9-90 3:42
	03:48	OSU	Fenwick, Deshaun 38 yd run (Sappington, Atti kick)	9-75 4:09
2nd	14:49	WSU	Kelly, Josh 44 yd pass from Ward, Cameron (Janikowski, Dean kick)	8-75 3:59
	05:35	OSU	Fenwick, Deshaun 9 yd run (Sappington, Atti kick)	6-78 3:07
	00:10	WSU	Kelly, Josh 11 yd pass from Ward, Cameron (Janikowski, Dean kick)	6-55 2:02
3rd	05:15	WSU	Kelly, Josh 19 yd pass from Ward, Cameron (Janikowski, Dean kick)	12-83 4:49
4th	14:14	OSU	Uiagalelei, DJ 26 yd run (Sappington, Atti kick)	11-75 6:01
	09:12	WSU	Janikowski, Dean 44 yd field goal	9-48 5:02
	06:18	OSU	Fenwick, Deshaun 4 yd run (Sappington, Atti kick)	9-75 2:54
	01:12	OSU	Velling, Jack 5 yd pass from Uiagalelei, DJ (Sappington, Atti kick)	13-98 2:46

TEAM STATISTICS

	OSU	WSU
FIRST DOWNS	25	27
RUSHES-YARDS (NET)	39-242	30-106
PASSING YDS (NET)	198	422
Passes Att-Comp-Int	34-17-1	35-29-0
TOTAL OFFENSE PLAYS-YARDS	73-440	65-528
Fumble Returns-Yards	0-0	1-2
Punt Returns-Yards	0-0	0-0
Kickoff Returns-Yards	1-36	3-60
Interception Returns-Yards	0-0	1-0
Punts (Number-Avg)	2-38.0	0-0.0
Fumbles-Lost	2-0	2-2
Penalties-Yards	5-31	7-60
Possession Time	31:33	28:27
Third-Down Conversions	6 of 14	5 of 9
Fourth-Down Conversions	2 of 4	1 of 2
Red-Zone Scores-Chances	3-3	3-4
Sacks By: Number-Yards	1-7	2-13
Tackles-For-Loss By: Number-Yards	4-18	6-27

INDIVIDUAL STATISTICS

RUSHING: Oregon State-Fenwick, Deshaun 11-101; Martinez, Damien 17-81; Uiagalelei, DJ 9-61; Newell, Isaiah 1-1; TEAM 1-minus 2. Washington State-Watson, Nakia 8-46; Jenkins, Jaylen 5-28; Mateer, John 3-15; Ward, Cameron 9-14; Paine, Dylan 3-6; TEAM 2-minus 3.

PASSING: Oregon State-Uiagalelei, DJ 17-34-1-198. Washington State-Ward, Cameron 28-34-0-404; Haberer, Nick 1-1-0-18.

RECEIVING: Oregon State-Bolden, Silas 5-76; Gould, Anthony 4-61; Martinez, Damien 2-19; Velling, Jack 2-16; Fenwick, Deshaun 2-7; Sharp, Riley 1-15; Hodgins, Isaac 1-4. Washington State-Kelly, Josh 8-159; Williams, Kyle 7-174; Hernandez, Carlo 7-39; Hamilton, Isaiah 3-16; Riviere, Billy 1-18; Mateer, John 1-9; Jenkins, Jaylen 1-7; Mathers, Cooper 1-0.

INTERCEPTIONS: Oregon State-None. Washington State-None.

FUMBLES: Oregon State-Martinez, Damien 2-0. Washington State-Jenkins, Jaylen 1-1; Ward, Cameron 1-1.

SACKS (UA-A): Oregon State-Lolohea, Sione 0-1; Robinson, Jaden 0-1. Washington State-Malani, Nusi 1-0; Hicks, Jaden 1-0.

TACKLES (UA-A): Oregon State-Mascarenas-Arno 3-7; Arnold, Akili 4-4; Hart Jr., Calvin 4-4; Cooper Jr., Ryan 4-3; Lollohea, Sione 3-2; Robinson, Jaden 2-3; McCoy, Jermad 2-3; Oladapo, Kitan 1-4; Ivy Jr., Tyrice 3-1; Golden, Joe 1-3; Stover, Cory 2-1; Johnson, Josiah 1-1; McCartan, John 1-1; Jordan IV, Melvi 1-1; Irish, Jesiah 1-0; Sappington, Atti 1-0; Miller, John 0-1; Chatfield, Andre 0-1. Washington State-Lampkin, Cam 4-3; Smith-Wade, Chau 3-4; Hicks, Jaden 5-1; Lockett III, Sam 2-4; Thornton, Kyle 1-5; Jackson, Brennan 3-2; Malani, Nusi 2-3; Lataimua, Jackso 1-4; Gushiken, Kapena 3-1; Gusta, David 3-1; Stone Jr., Ron 1-3; Richardson, Devi 1-3; Rodman, Na'im 1-1; Al-Uqdah, Taariq 1-0; Theaker, Colton 1-0; Edson, Andrew 0-1.

NO. 13 WASHINGTON STATE AT UCLA
Oct. 7, 2023 • Rose Bowl • Att.: 35,437 • TV: Pac-12 Networks

PASADENA, Calif. – Keegan Jones had a pair of touchdowns in the fourth quarter, UCLA’s defense forced four turnovers and the Bruins rallied for a 25-17 victory over No. 13 Washington State on Saturday at the Rose Bowl. Carson Steele added 140 yards on 30 carries and Dante Moore completed 22 of 44 passes for 290 yards with a touchdown and interception as the Bruins (4-1, 1-1 Pac-12) got back on track after their loss two weeks ago at Utah. Washington State’s Cameron Ward came into the game third nationally in passing yards per game (347.2 yards). The junior was under pressure most of the day and completed only 19 of 39 passes for 197 yards and a touchdown. UCLA’s defense sacked Ward three times along with six QB hurries. Ward also threw his first two interceptions of the season. Washington State (4-1, 1-1) went three-and-out on eight of its 16 possessions and was held to 216 total yards. The Bruins also converted the four takeaways into 16 points (two touchdowns and a field goal). Jones didn’t get a carry until late in the third quarter, but his last two rushes resulted in touchdowns. The senior had a 13-yard run up the left sideline to put UCLA on top 18-17 just 92 seconds into the fourth quarter. After Oluwafemi Oladjejo picked off Ward on the first play of the ensuing drive, Jones scored four plays later from 22 yards out to make it an eight-point lead. It is only the second time Ward has completed less than half of his passes in two seasons at Washington State. Moore struggled early as both of his first-half interceptions led to Washington State points. The freshman was picked off on the opening drive and had a Pick-6 for the second straight game. Dean Janikowski’s 32-yard field goal gave the Cougars a 3-0 lead. Washington State had a short field after Sam Lockett III picked off Moore’s pass intended for J. Michael Sturdivant and returned it 25 yards to the Bruins 19. The Bruins appeared to be on the verge of scoring right before halftime, but Kepena Gushiken jumped up for an interception as Moore was trying to throw a flare pass to T.J. Harden and returned it 88 yards down the left sideline with 7 seconds remaining to put Washington State up 10-9 at halftime. After Janikowski’s field goal, UCLA scored nine straight points to take the lead. Moore lofted an 11-yard pass to Logan Loya, who caught it in the back right corner of the end zone with 11:31 remaining in the second quarter, but R.J. Lopez was wide right on the extra point. The Bruins extended their advantage to 9-3 with 90 seconds left in the first half when Lopez split the uprights from 37 yards. Lopez’s second field goal - a 32-yarder - helped UCLA regain a 12-10 advantage midway through the third quarter. One play earlier, Moore appeared to throw his second TD of the game when Sturdivant made a diving 14-yard catch, but it was reversed after a replay review. The Cougars answered on their next drive as Ward beat UCLA’s blitz with a 9-yard screen pass to Nakia Watson to give Washington State a 17-12 lead. THE TAKEAWAY Washington State: Ward was only the fifth quarterback for a Power Five school since 1996 to throw for over 1,300 yards, at least 13 touchdowns and no interceptions in his team’s first four games, but opposing defenses the rest of the season will study the UCLA film to see how they neutralized him. UCLA: The Bruins finally have a defense that can take over games for the first time in Chip Kelly’s six seasons in Westwood.

SCORE BY QUARTERS	1	2	3	4	TOTAL
Washington State	3	7	7	0	17
UCLA	0	9	3	13	25

SCORING SUMMARY

1st	11:56	WSU	Janikowski,Dean 32 yd field goal	4-4 1:03
2nd	11:31	UCLA	Loya,Logan 11 yd pass from Moore,Dante (Lopez,R.J. kick failed)	9-63 3:09
	01:30	UCLA	Lopez,R.J. 37 yd field goal	9-46 3:25
	00:07	WSU	Gushiken,Kapena 88 yd interception return (Janikowski,Dean kick)	
3rd	07:25	UCLA	Lopez,R.J. 32 yd field goal	5-29 1:19
	05:17	WSU	Watson,Nakia 9 yd pass from Ward,Cameron (Janikowski,Dean kick)	4-74 2:02
4th	13:28	UCLA	Jones,Keegan 13 yd run (Moore,Dante rush failed)	10-75 3:07
	11:45	UCLA	Jones,Keegan 22 yd run (Lopez,R.J. kick)	4-36 1:35

TEAM STATISTICS

	WSU	UCLA
FIRST DOWNS	12	25
RUSHES-YARDS (NET)	19-12	53-181
PASSING YDS (NET)	209	290
Passes Att-Comp-Int	40-20-2	44-22-2
TOTAL OFFENSE PLAYS-YARDS	59-221	97-471
Fumble Returns-Yards	0-0	0-0
Punt Returns-Yards	1-12	2-16
Kickoff Returns-Yards	3-71	1-27
Interception Returns-Yards	2-113	2--12
Punts (Number-Avg)	9-44.9	7-45.4
Fumbles-Lost	3-2	1-0
Penalties-Yards	4-20	8-45
Possession Time	21:38	38:22
Third-Down Conversions	3 of 13	8 of 25
Fourth-Down Conversions	0 of 1	3 of 3
Red-Zone Scores-Chances	2-3	4-7
Sacks By: Number-Yards	4-35	3-25
Tackles-For-Loss By: Number-Yards	9-42	6-30

INDIVIDUAL STATISTICS

RUSHING: Washington State-Watson,Nakia 11-25; Williams,Kyle 1-minus 1; Ward,Cameron 7-minus 12. UCLA-Steele,Carson 30-141; Jones,Keegan 3-45; Harden,T.J. 11-22; Yankoff,Colson 1-2; TEAM 3-minus 4; Moore,Dante 5-minus 25.

PASSING: Washington State-Ward,Cameron 19-39-2-202; Mateer,John 1-1-0-7. UCLA-Moore,Dante 22-44-2-290.

RECEIVING: Washington State-Williams,Kyle 8-90; Kelly,Josh 5-40; Hernandez,Carlos 2-15; Hamilton,Isaiah 1-39; Watson,Nakia 1-9; Johnson,Cameron 1-7; Jenkins,Jaylen 1-5; Riviere,Billy 1-4. UCLA-Loya,Logan 6-46; Sturdivant,J.Mi 4-55; Matavao,Moliki 3-76; Harden,T.J. 3-9; Ryan,Carsen 2-41; Habermehl,Hudso 1-43; Brown,Kam 1-12; Jones,Keegan 1-6; Steele,Carson 1-2.

INTERCEPTIONS: Washington State-Gushiken,Kapena 1-88; Lockett III,Sam 1-25. UCLA-Oladjejo,Oluwafe 1-0; Johnson,Alex 1-minus 12.

FUMBLES: Washington State-Hernandez,Carlos 1-1; Johnson,Cameron 1-1; Hamilton,Isaiah 1-0. UCLA-Jones,Keegan 1-0.

SACKS (UA-A): Washington State-Jackson,Brennan 1-1; Lockett III,Sam 0-1; Richardson,Devin 1-0; Gushiken,Kapena 1-0. UCLA-Muasau,Darius 1-0; Latu,Laiatu 1-0; Murphy,Gabriel 1-0.

TACKLES (UA-A): Washington State-Hicks,Jaden 7-5; Thornton,Kyle 5-6; Lockett III,Sam 5-4; Lataimua,Jackso 6-1; Stevenson,Raam 4-3; Stone Jr.,Ron 3-4; Richardson,Devi 2-4; Smith-Wade,Chau 5-0; Jackson,Brennan 3-2; Rodman,Na'im 1-4; Gushiken,Kapena 3-0; Al-Uqdah,Taariq 1-2; Gusta,David 0-3; Robinson,Javan 2-0; Lampkin,Cam 1-1; Malani,Nusi 0-2; Fa'amoe,Fa'alai 1-0; Moku,Tanner 1-0; Watson,Nakia 1-0; Laufau,Khalil 0-1. UCLA-Jones Jr.,Carl 4-0; Medrano,Kain 3-1; Murphy,Gabriel 3-1; Latu,Laiatu 3-0; Davies,Jaylin 3-0; Anderson,Jordan 3-0; Vaughns,JonJon 2-1; Ramsey,Kamari 2-1; Oladjejo,Oluwafe 2-0; Johnson,Alex 2-0; Toia,Jay 2-0; Muasau,Darius 1-1; Yankoff,Colson 1-1; Humphrey,John 1-0; Churchwell III, 1-0; Smith III,Gary 1-0; Heimlicher,Jake 1-0; Glessner,Blake 1-0; Murphy,Grayson 1-0; DiGiorgio,Garre 0-1; Clemens,Duke 0-1; Cragun,Ryan 0-1; Kirkwood,Devin 0-1.

ARIZONA AT NO. 19 WASHINGTON STATE
Oct. 14, 2023 • Gesa Field • Att.: 26,155 • TV: Pac-12 Networks

PULLMAN, Wash. – Noah Fifita threw for 342 yards, Jonah Coleman had 168 yards from scrimmage and three rushing touchdowns and Arizona forced three turnovers in a 44-6 victory over No. 19 Washington State on Saturday night. The Wildcats (4-3, 2-2 Pac-12) scored 44 straight points to break through in a big way after nearly upsetting top-10 teams the last two weeks. "Washington State's top 20 in the country, and we went on the road and played our best brand of football," Arizona coach Jedd Fisch said. "I'm excited about our offense, excited about our defense, excited about our kicking game. And more importantly we as a staff are excited about the direction of our program." Arizona lost last week at Southern California in triple overtime and the week before lost 31-24 at home to Washington. The Wildcats were tired of coming close and felt they were getting close to a breakthrough signature victory. Fifita started his third straight game in place of the injured Jayden de Laura, a former Washington State quarterback. He was masterful from the start against the Cougars, who dropped their second consecutive game after starting 4-0 and reaching No. 13 in the AP Top 25. Fifita was 34-of-43 passing, but didn't throw for any touchdowns. All of Arizona's scores came on the ground. Coleman had 70 yards rushing and scored on runs of 1, 1 and 23 yards. Rayshon Luke rushed for 70 yards, including a 40-yarder for a score, and DJ Williams scored from 15 yards. Coleman also had four catches for 98 yards. The Wildcats outgained Washington State 516-234 and forced three turnovers on downs, grabbed two interceptions and one fumble recovery. The Cougars (4-2, 1-2) scored on Nakia Watson's 1-yard run on their first drive but looked lifeless on offense after that. They were stopped on fourth down deep in their own territory, threw an interception on a double-pass and punted on their next three possessions before halftime. After a sizzling first month of the season, the Cougars' offense sputtered for the second straight week. Cameron Ward was 22 of 30 for 192 yards and two turnovers. Watson led Washington State with 88 yards receiving. When the Cougars tried to get tricky, it backfired. Backup quarterback John Mateer was intercepted on a double-pass in the second quarter, and the Wildcats answered with Luke's 40-yard TD run. Arizona led 20-6 at halftime and was never threatened in the second half. "We've got to find some answers to (our offensive struggles)," Washington State coach Jake Dickert said. "Obviously, the main answer is running the football, being physical, and getting to the point of attack." WAZZU'S RUSHING WOES For the second straight week, the Cougars couldn't get their rushing attack going. They managed 35 yards on the ground after netting 12 yards last week at UCLA. Washington State entered 117th in the FBS in rushing, averaging 103.6 yards per game. THE TAKEAWAY Arizona: The Wildcats may look back at this win as a pivotal moment in the early in Fisch's tenure. After two overtime losses and a near-upset of USC last week, they will now have the full attention of the rest of the Pac-12. Washington State: A season that started so promising has gone sideways in a hurry. After their first loss of the season last week at UCLA, the Cougars looked out of sorts in all facets.

SCORE BY QUARTERS	1	2	3	4	TOTAL
Arizona	10	10	10	14	44
Washington State	6	0	0	0	6

SCORING SUMMARY

1st	10:01	WSU	Watson,Nakia 1 yd run (Dollar,Andre pass failed)	11-75 4:59
	08:29	ARIZ	Coleman,Jonah 1 yd run (Loop,Tyler kick)	4-75 1:32
	05:18	ARIZ	Loop,Tyler 37 yd field goal	5-13 1:34
2nd	14:53	ARIZ	Luke,Rayshon 40 yd run (Loop,Tyler kick)	9-85 4:07
	08:07	ARIZ	Loop,Tyler 40 yd field goal	11-38 4:48
3rd	10:49	ARIZ	Loop,Tyler 21 yd field goal	10-71 4:11
	02:57	ARIZ	Coleman,Jonah 1 yd run (Loop,Tyler kick)	16-60 7:11
4th	12:37	ARIZ	Williams,DJ 15 yd run (Loop,Tyler kick)	1-15 0:05
	06:52	ARIZ	Coleman,Jonah 23 yd run (Loop,Tyler kick)	7-79 3:59

TEAM STATISTICS

	ARIZ	WSU
FIRST DOWNS	25	12
RUSHES-YARDS (NET)	37-174	22-60
PASSING YDS (NET)	342	199
Passes Att-Comp-Int	43-34-0	33-23-2
TOTAL OFFENSE PLAYS-YARDS	80-516	55-259
Fumble Returns-Yards	0-0	0-0
Punt Returns-Yards	0-0	0-0
Kickoff Returns-Yards	0-0	0-0
Interception Returns-Yards	2-0	0-0
Punts (Number-Avg)	2-43.0	4-45.2
Fumbles-Lost	0-0	2-1
Penalties-Yards	5-55	5-42
Possession Time	38:39	21:21
Third-Down Conversions	10 of 17	3 of 10
Fourth-Down Conversions	1 of 1	1 of 4
Red-Zone Scores-Chances	5-5	1-1
Sacks By: Number-Yards	2-13	1-10
Tackles-For-Loss By: Number-Yards	4-25	6-20

INDIVIDUAL STATISTICS

RUSHING: Arizona-Luke,Rayshon 10-71; Coleman,Jonah 11-70; Williams,DJ 12-37; Cowing,Jacob 1-4; TEAM 1-minus 1; Fifita,Noah 2-minus 7. Washington State-Jenkins,Jaylen 4-33; Paine,Dylan 3-23; Ward,Cameron 8-4; Mateer,John 2-0; Watson,Nakia 5-0.

PASSING: Arizona-Fifita,Noah 34-43-0-342. Washington State-Ward,Cameron 22-30-1-192; Mateer,John 1-3-1-7.

RECEIVING: Arizona-Cowing,Jacob 8-29; McMillan,Tetair 7-68; Lemonious-Craig 5-32; Coleman,Jonah 4-98; McLachlan,Tanne 4-48; Green Jr., Kevi 2-27; Jones,AJ 2-17; Luke,Rayshon 1-17; Riley,Malachi 1-6. Washington State-Williams,Kyle 9-61; Watson,Nakia 5-88; Victor,Lincoln 4-19; Kelly,Josh 1-9; Johnson,Cameron 1-7; Riviere,-Billy 1-6; Mateer,John 1-5; Jenkins,Jaylen 1-4.

INTERCEPTIONS: Arizona-Davis,Tacario 1-0; Prysock,Ephesia 1-0. Washington State-None.

FUMBLES: Arizona-None. Washington State-Ward,Cameron 2-1.

SACKS (UA-A): Arizona-Kongaika,Jacob 1-0; Upshaw,Taylor 1-0. Washington State-Jackson,Brennan 1-0.

TACKLES (UA-A): Arizona-Maldonado,Gunne 6-2; Prysock,Ephesia 4-1; Manu,Jacob 1-4; Johnson,Dalton 2-2; Norton,Bill 3-0; Flowe,Justin 2-1; Smith,Genesis 0-3; Kongaika,Jacob 2-0; Savea,Tiaoaalii 2-0; Irby,Martell 1-1; Upshaw,Taylor 1-1; Davis,Tacario 1-1; Ward,Isaiah 1-1; Mercier,Jeremy 1-0; Uiagalelei,Ta'i'i 1-0; Wyatt,Dylan 1-0; Taylor,Isaiah 1-0; Nofogaatoto'a,S 0-1; Celestine,Jai-A 0-1; Manoa,Tyler 0-1; Stukes,Treydan 0-1. Washington State-Thornton,Kyle 3-6; Jackson,Brennan 2-6; Richardson,Devi 5-2; Lockett III,Sam 4-3; Al-Uqdah,Taariq 5-1; Gushiken,Kapena 4-2; Smith-Wade,Chau 2-4; Roff,Quinn 3-1; Rodman,Na'im 2-2; Lataimua,Jackso 2-2; Laufau,Khalil 1-3; Hall,Stephen 3-0; Hicks,Jaden 2-1; Lampkin,Cam 0-3; Moku,Tanner 2-0; Wilson,Adrian 1-1; Gusta,David 1-0; Malani,Nusi 1-0; Edson,Andrew 1-0; Stone Jr.,Ron 1-0; Cedarland,Hudso 0-1; Stevenson,Raam 0-1; Colson,Jamori 0-1.

WASHINGTON STATE AT NO. 9 OREGON

Oct. 21, 2023 • Autzen Stadium • Att.: 58,886 • TV: ABC

EUGENE, Ore. — Bo Nix threw for 293 yards and two touchdowns while setting the NCAA record for most career starts and No. 9 Oregon rebounded from its first loss of the season with a 38-24 victory over Washington State on Saturday. Nix started in his 54th college game and the Ducks (6-1, 3-1 Pac-12) became bowl eligible after a disappointing 36-33 loss at rival Washington last weekend. Bucky Irving ran for 129 yards and two touchdowns, while also catching a scoring pass from Nix to keep Oregon undefeated at home this season. Washington State (4-3, 1-3) lost its third straight game. The Cougars were ranked as high as No. 13 in the AP Top 25 earlier this season but they lost 25-17 to UCLA in Pasadena and then fell 44-6 to Arizona in Pullman last weekend. The game was billed as a battle between two of the Pac-12's top quarterbacks. Nix, a Heisman hopeful, went into the game averaging 299.3 yards passing a game - third in the league behind Washington's Michael Penix and Colorado's Shedeur Sanders. With his 54th start, Nix - who transferred to Oregon from Auburn before the 2022 season - passed Boise State's Kellen Moore and Colt McCoy of Texas, who made 53 during their careers. Washington State's Cameron Ward averaged 296.5 yards a game, ranked 12th in the nation. He threw for 438 yards and a touchdown for the Cougars. Lincoln Victory caught a WSU single-game record 16 passes for 161 yards. Nix threw a touchdown pass to Troy Franklin on the team's first series, but it was nullified by a holding call. The drive ended when Camden Lewis' 47-yard field goal attempt went wide left. The Cougars, who were nearly 20-point underdogs earlier in the week, scored first on Dean Janikowski's 36-yard field goal. But on the next series, Nix connected with Tez Johnson on a 46-yard pass to get to the Washington State 10. But again, the Ducks were stalled by the Cougars and settled for a 27-yard field goal to tie it at 3. The Cougars went up 10-3 in the second quarter on Nikia Johnson's 4-yard touchdown dash up the middle. The 97-yard drive was highlighted by Ward's 47-yard pass to Kyle Williams. The Ducks answered with Irving's 2-yard scoring run to once again tie it. The Ducks went ahead on Nix's 2-yard keeper with 44 seconds left in the half, but Washington State narrowed the gap with Janikowski's 33-yard field goal as time ran out. After Nix found Irving with a 42-yard scoring play to put the Ducks up 24-13, Janikowski made a 50-yard field goal for Washington State. Irving ran 43 yards for a touchdown before the end of the third quarter. There was a scary moment in the fourth quarter when he went down with an injury, prompting the crowd to chant his name. But he walked, unaided, off the field and was seen laughing on the sideline, but did not return. Nix threw a 17-yard scoring pass to Johnson with just under nine minutes left to give the Ducks a 38-16 lead. Ward's only touchdown throw of the game came with 52nd seconds left, when he hit Isaiah Hamilton with a 16-yard pass. THE TAKEAWAY Washington State: Back for the Oregon game was tight end Cooper Mathers, who missed two games with a hamstring injury. ... Lincoln Victor was limited last weekend against Arizona because of a high ankle sprain. ... The Cougars managed just 28 yards rushing in the first half. Oregon: The Ducks have won five straight against the Cougars. ... Oregon wore throwback "Mighty Oregon" uniforms with yellow pants and helmets with bright green jerseys, which paid tribute to the 1984 team. The Ducks wore a version of the look during a game against Washington in 2014, too. ... Oregon has just one turnover this season, fewest in the nation.

SCORE BY QUARTERS	1	2	3	4	TOTAL
Washington State	3	10	3	8	24
Oregon	3	14	14	7	38

SCORING SUMMARY

1st	04:37	WSU	Janikowski,Dean 36 yd field goal	7-52 3:42
	01:40	ORE	Lewis,Camden 27 yd field goal	7-66 2:57
2nd	09:22	WSU	Watson,Nakia 4 yd run (Janikowski,Dean kick)	7-97 3:09
	05:57	ORE	Irving,Bucky 2 yd run (Lewis,Camden kick)	9-75 3:25
	00:44	ORE	Nix,Bo 2 yd run (Lewis,Camden kick)	4-61 1:46
	00:01	WSU	Janikowski,Dean 33 yd field goal	6-83 0:43
3rd	10:13	ORE	Irving,Bucky 42 yd pass from Nix,Bo (Lewis,Camden kick)	4-53 1:49
	06:05	WSU	Janikowski,Dean 50 yd field goal	9-67 4:08
	03:56	ORE	Irving,Bucky 43 yd run (Lewis,Camden kick)	5-75 2:09
4th	08:53	ORE	Johnson,Tez 17 yd pass from Nix,Bo (Lewis,Camden kick)	9-64 4:59
	00:52	WSU	Hamilton,Isaiah 16 yd pass from Ward,Cameron (Williams,K. pass from Ward)	5-54 1:08

TEAM STATISTICS

	WSU	ORE
FIRST DOWNS	22	20
RUSHES-YARDS (NET)	22-57	32-248
PASSING YDS (NET)	487	293
Passes Att-Comp-Int	49-34-0	25-18-0
TOTAL OFFENSE PLAYS-YARDS	71-544	57-541
Fumble Returns-Yards	0-0	0-0
Punt Returns-Yards	0-0	1-11
Kickoff Returns-Yards	1-8	2-6
Interception Returns-Yards	0-0	0-0
Punts (Number-Avg)	3-45.0	3-38.7
Fumbles-Lost	0-0	0-0
Penalties-Yards	8-103	7-45
Possession Time	32:54	27:06
Third-Down Conversions	4 of 14	5 of 10
Fourth-Down Conversions	1 of 4	0 of 0
Red-Zone Scores-Chances	4-5	4-4
Sacks By: Number-Yards	0-0	6-21
Tackles-For-Loss By: Number-Yards	2-6	7-23

INDIVIDUAL STATISTICS

RUSHING: Washington State-Ward,Cameron 11-30; Watson,Nakia 8-20; Paine,Dylan 3-7. Oregon-Irving,Bucky 15-129; James,Jordan 13-103; Bryant Jr.,Gary 1-15; Nix,Bo 2-4; TEAM 1-minus 3.

PASSING: Washington State-Ward,Cameron 34-48-0-487; Victor,Lincoln 0-1-0-0. Oregon-Nix,Bo 18-25-0-293.

RECEIVING: Washington State-Victor,Lincoln 16-186; Williams,Kyle 5-126; Kelly,Josh 5-48; Watson,Nakia 3-38; Nunnally,Tsion 2-49; Mathers,Cooper 2-24; Hamilton,Isaiah 1-16. Oregon-Johnson,Tez 6-94; Franklin,Troy 4-79; Ferguson,Terran 3-53; Irving,Bucky 3-51; Holden,Traeshon 1-9; Herbert,Patrick 1-7.

INTERCEPTIONS: Washington State-None. Oregon-None.

FUMBLES: Washington State-None. Oregon-None.

SACKS (UA-A): Washington State-None. Oregon-Williams,Evan 1-0; Jacobs,Jestin 1-0; Dorlus,Brandon 1-0; Florence,Jahilil 1-0; Uiaialelei,Mata 1-0; Purchase,Blake 1-0.

TACKLES (UA-A): Washington State-Thornton,Kyle 3-6; Lockett III,Sam 3-5; Richardson,Devi 4-3; Stone Jr.,Ron 3-4; Lataimua,Jackso 3-2; Smith-Wade,Chau 3-2; Hicks,Jaden 3-1; Lampkin,Cam 2-2; Al-Uqdah,Taariq 2-1; Rodman,Na'im 0-3; Jackson,Brennan 0-3; McCullough,Ahma 0-1; Moku,Tanner 0-1; Gushiken,Kapena 0-1; Gusta,David 0-1. Oregon-Williams,Evan 8-6; Bassa,Jeffrey 4-5; Jacobs,Jestin 3-3; Johnson,Tysheem 2-3; Reed,Nikko 2-2; Stephens IV,Ste 2-2; Uiaialelei,Mata 2-1; Tuioi,Teitum 2-1; Hill,Jamal 1-2; Ware-Hudson,Key 1-1; Rogers,Casey 1-1; Manning,Dontae 1-1; Dorlus,Brandon 1-1; Winston,Emar'ri 0-2; Aumavave,Popo 1-0; Purchase,Blake 1-0; Bridges,Trikwez 1-0; Florence,Jahilil 1-0; Burch,Jordan 1-0; Taimani,Taki 0-1; Boettcher,Bryce 0-1; Funa,Mase 0-1.

WASHINGTON STATE AT ARIZONA STATE

Oct. 28, 2023 • Mountain America Stadium • Att.: 47,284 • TV: Pac-12 Networks

TEMPE, Ariz. — DeCarlos Brooks ran for a career-high 67 yards and three touchdowns in his first start of the season and Arizona State posted a 38-27 victory over Washington State on Saturday. Cameron Skattebo had 121 yards rushing and a touchdown for the Sun Devils (2-6, 1-4 Pac-12), who had a season high in points and also had season highs with 502 yards total offense and 235 yards rushing. Cameron Ward passed for 315 yards and a touchdown and ran for two scores for the Cougars (4-4, 1-4), who have lost four in a row for the first time since 2014. Ward, who entered the game ranked fifth in the FBS in total offense at 335.4 yards per game and sixth with 316.7 yards passing per game, moved the Cougars to the Arizona State 2-yard with two minutes remaining but threw an incomplete pass on fourth down and Arizona State ran out the clock. Trenton Bourguet passed for 274 yards and wide receiver Elijah Badger ran for a touchdown for the Sun Devils, who had not won since beating FCS Southern Utah 24-21 in the season opener. Brooks, who returned last week against Washington after missing four games with an injury, scored twice in the first half, and Arizona State took a 24-21 lead on Dario Longhetto's 51-yard field goal as time expired. Badger and Brooks scored to cap 75-yard drives in the second half for a 38-24 lead. Washington State countered with two Dean Janikowski field goals. Washington State has not won since a 38-35 victory over then-No. 14 Oregon State in the Pac-12 opener Sept. 23. THE TAKEAWAY Washington State: The Cougars have played in a bowl game in the last seven non-COVID-seasons, second only to Utah among Pac-12 schools, and while they have some work to do, the schedule is favorable. The Cougars face Pac-12 second-division teams Stanford, California and Colorado the next three weeks before closing the regular season against Washington in the Apple Cup in Seattle. Arizona State: Kenny Dillingham, the youngest head coach in NCAA Division I, has made sound progress with a team that has 78 newcomers and is about as young as he is. The Sun Devils have shown marked improvement in the last month - their previous three losses were by three, three and eight points, the most recent a 15-7 seat at No. 5 Washington on Oct. 21.

SCORE BY QUARTERS	1	2	3	4	TOTAL
Washington State	7	14	3	3	27
Arizona State	7	17	7	7	38

SCORING SUMMARY

1st	08:33	WSU	Ward,Cameron 3 yd run (Janikowski,Dean kick)	15-75 6:27
	04:05	ASU	Brooks,DeCarlos 13 yd run (Longhetto,Dario kick)	10-75 4:28
2nd	07:14	ASU	Brooks,DeCarlos 1 yd run (Longhetto,Dario kick)	7-70 4:01
	04:47	WSU	Ward,Cameron 11 yd run (Janikowski,Dean kick)	7-75 2:27
	02:15	ASU	Skattebo,Cam 2 yd run (Longhetto,Dario kick)	4-75 2:32
	00:42	WSU	Victor,Lincoln 9 yd pass from Ward,Cameron (Janikowski,Dean kick)	5-75 1:33
	00:00	ASU	Longhetto,Dario 51 yd field goal	7-42 0:42
3rd	08:26	ASU	Badger,Elijah 6 yd run (Longhetto,Dario kick)	12-75 6:34
	00:00	WSU	Janikowski,Dean 31 yd field goal	10-60 3:52
4th	13:53	ASU	Brooks,DeCarlos 8 yd run (Longhetto,Dario kick)	3-75 1:07
	08:33	WSU	Janikowski,Dean 34 yd field goal	13-48 5:20

TEAM STATISTICS

	WSU	ASU
FIRST DOWNS	25	26
RUSHES-YARDS (NET)	21-88	39-235
PASSING YDS (NET)	340	299
Passes Att-Comp-Int	50-35-0	26-19-0
TOTAL OFFENSE PLAYS-YARDS	71-428	65-534
Fumble Returns-Yards	0-0	0-0
Punt Returns-Yards	0-0	0-0
Kickoff Returns-Yards	0-0	1-16
Interception Returns-Yards	0-0	0-0
Punts (Number-Avg)	3-42.3	2-37.5
Fumbles-Lost	1-0	2-0
Penalties-Yards	5-38	9-72
Possession Time	29:13	30:47
Third-Down Conversions	4 of 12	8 of 11
Fourth-Down Conversions	2 of 3	0 of 0
Red-Zone Scores-Chances	5-6	5-5
Sacks By: Number-Yards	0-0	3-15
Tackles-For-Loss By: Number-Yards	2-4	8-34

INDIVIDUAL STATISTICS

RUSHING: Washington State-Watson,Nakia 7-42; Ward,Cameron 12-23; Mateer,John 1-15; Schlenbaker,Djo 1-8. Arizona State-Skattebo,Cam 11-121; Brooks,DeCarlos 11-67; Bourguet,Trento 6-18; Badger,Elijah 4-18; Black,Kaleb 2-8; White,Tevin 2-6; TEAM 3-minus 3.

PASSING: Washington State-Ward,Cameron 35-50-0-340. Arizona State-Bourguet,Trento 19-26-0-299.

RECEIVING: Washington State-Victor,Lincoln 9-51; Williams,Kyle 8-102; Hamilton,Isaiah 6-66; Mathers,Cooper 3-31; Watson,Nakia 3-10; Kelly,Josh 2-42; Schlenbaker,Djo 2-17; Meredith,Josh 1-17; Riviere,Billy 1-4. Arizona State-Conyers,Jalin 4-90; Badger,Elijah 4-85; Omeire,Troy 4-42; Brooks,DeCarlos 2-12; Sanders,Giovann 1-23; Pierre,Bryce 1-19; Swinson,Messiah 1-15; Morgan,Ryan 1-10; Skattebo,Cam 1-3.

INTERCEPTIONS: Washington State-None. Arizona State-None.

FUMBLES: Washington State-Ward,Cameron 1-0. Arizona State-Skattebo,Cam 1-0; TEAM 1-0.

SACKS (UA-A): Washington State-None. Arizona State-Smith,Clayton 1-1; Green,B.J. 1-1.

TACKLES (UA-A): Washington State-Hicks,Jaden 7-1; Lockett III,Sam 4-2; Thornton,Kyle 4-2; Al-Uqdah,Taariq 3-2; Lampkin,Cam 4-0; Robinson,Javan 3-1; Richardson,Devi 3-1; Rodman,Na'im 2-2; Stone Jr.,Ron 2-2; Jackson,Brennan 3-0; Gusta,David 2-0; Lataimua,Jackso 1-1; Gushiken,Kapena 1-0; Hall,Stephen 1-0; McCullough,Ahma 1-0. Arizona State-Edmonds,Chris 8-0; Romney,Tate 5-3; Woods,Ed 6-0; Simmons,Shamari 4-2; Brown,Tre 4-1; Green,B.J. 4-1; Clark,Jordan 4-0; Dorbah,Prince 3-0; McCullough,Cale 1-2; Torrence,Ro 2-0; Ford,Demetries 1-1; Smith,Clayton 1-1; Taylor,Alphonso 1-1; O'Neal,Elijah 1-0.

STANFORD AT WASHINGTON STATE

Nov. 4, 2023 • Gesa Field • Att.: 24,385 • TV: Pac-12 Networks

PULLMAN, Wash. — Stanford kicker Joshua Karty hit the go-ahead field goal with less than six minutes left, and the Stanford defense shut out Washington State in the second half in a gritty 10-7 victory on Saturday night. The Cardinal (3-6, 2-5) snapped a six-game losing streak to the Cougars in the last Pac-12 Conference matchup between these longtime league foes. Washington State (4-5, 1-5 Pac-12) lost its fifth straight game after starting the season 4-0 and reaching No. 13 in The AP Top 25 poll. After a quiet three quarters, Stanford wide receiver Elic Ayomanor caught a key 30-yard pass on third down and Cardinal backup QB Justin Lamson converted a fourth-and-1 to set up Karty's 31-yard field goal with 5:56 remaining. The Cardinal forced a three-and-out on the Cougars' ensuing possession and salted away the game with a 10-play drive. Stanford quarterback Ashton Daniels was 15 of 31 passing for 115 yards. Sam Roush had seven catches for 61 yards, including a crucial 27-yard grab on a fake-reverse pass from Lamson. Lamson led the Cardinal with 54 rushing yards and ran for a 1-yard touchdown late in the third quarter to pull Stanford even at 7-7. He effectively ended the game with a 2-yard rush on fourth-and-1 with 2:36 left. The Cardinal were able to run the remaining time off the clock and picked up their third road victory. Washington State quarterback Cameron Ward passed for 240 yards and one touchdown. Wideout Lincoln Victor had 12 catches for 66 yards, and Josh Kelly caught four passes for 82 yards. Kelly had the only touchdown for Washington State on a 9-yard TD catch in the second quarter. **HOBBLING COUGARS** Washington State was without its top two running backs, Nakia Watson and Dylan Paine, because of injuries. Watson took two early carries before leaving. Redshirt freshman running back Djouvensky Schlenbaker, in his first career start, had 34 yards on 13 carries. The Cougars also played with starting cornerback Chau Smith-Wade due to injury. **THE TAKEAWAY** Stanford: The Cardinal showed lots of moxie in wet, ugly conditions on the Palouse. After giving Washington a major battle the week before, this win continues the upward trend in the second half of coach Troy Taylor's first season. Washington State: The tailspin continues. Over the last few weeks the Cougars biggest problem had been their defense. Against Stanford it was an offense that went totally quiet in the second half.

SCORE BY QUARTERS	1	2	3	4	TOTAL
Stanford	0	0	7	3	10
Washington State	0	7	0	0	7

SCORING SUMMARY

2nd 06:18	WSU	Kelly, Josh 9 yd pass from Ward, Cameron (Janikowski, Dean kick)	9-80 3:53
3rd 02:55	STAN	Lamson, Justin 1 yd run (Karty, Joshua kick)	7-53 3:25
4th 05:56	STAN	Karty, Joshua 31 yd field goal	12-61 6:00

TEAM STATISTICS

	STAN	WSU
FIRST DOWNS	18	16
RUSHES-YARDS (NET)	38-75	24-4
PASSING YDS (NET)	142	241
Passes Att-Comp-Int	32-16-1	40-24-1
TOTAL OFFENSE PLAYS-YARDS	70-217	64-245
Fumble Returns-Yards	0-0	0-0
Punt Returns-Yards	1-8	1-2
Kickoff Returns-Yards	1-9	1-15
Interception Returns-Yards	1-10	1-0
Punts (Number-Avg)	6-40.3	6-48.3
Fumbles-Lost	0-0	1-0
Penalties-Yards	5-32	5-60
Possession Time	34:25	25:35
Third-Down Conversions	6 of 18	5 of 15
Fourth-Down Conversions	2 of 3	2 of 3
Red-Zone Scores-Chances	2-3	1-2
Sacks By: Number-Yards	3-25	2-21
Tackles-For-Loss By: Number-Yards	6-29	6-28

INDIVIDUAL STATISTICS

RUSHING: Stanford-Lamson, Justin 20-54; Daniels, Ashton 9-18; Farrell, Bryce 3-7; Smith, E.J. 2-0; Irvin, Sedrick 2-0; **TEAM** 2-minus 4. Washington State-Schlenbaker, Djo 13-34; Victor, Lincoln 1-5; Watson, Nakia 2-1; Williams, Kyle 1-1; Mateer, John 1-minus 1; Ward, Cameron 6-minus 36.

PASSING: Stanford-Daniels, Ashton 15-31-1-115; Lamson, Justin 1-1-0-27. Washington State-Ward, Cameron 24-40-1-241.

RECEIVING: Stanford-Roush, Sam 7-61; Ayomanor, Elic 4-53; Bachmeier, Tiger 2-12; Smith, E.J. 2-12; Irvin, Sedrick 1-4. Washington State-Victor, Lincoln 12-66; Kelly, Josh 4-82; Mathers, Cooper 3-34; Williams, Kyle 2-28; Hernandez, Carlo 1-18; Dollar, Andre 1-7; Johnson, Cameron 1-6.

INTERCEPTIONS: Stanford-Edwards, Scotty 1-10. Washington State-Colson, Jamorri 1-0.

FUMBLES: Stanford-None. Washington State-Ward, Cameron 1-0.

SACKS (UA-A): Stanford-Leigber, Mitch 1-0; Moi, Jaxson 0-1; Franklin, Anthon 1-0; Tafiti, Tevarua 0-1. Washington State-Jackson, Brennan 1-1; Malani, Nusi 0-1.

TACKLES (UA-A): Stanford-Sinclair, Trista 4-5; Edwards, Scotty 3-4; Leigber, Mitch 1-5; Bernadel, Gaetha 5-0; Wright, Collin 1-4; Manley, Zahran 3-1; Franklin, Anthon 2-2; Tafiti, Tevarua 1-3; Keneley, Lance 1-3; Frausto-Ramos, J 2-1; Aybar, Wilfredo 1-1; Morris, Aaron 1-1; Jorgensen, Spenc 1-1; Moi, Jaxson 0-2; Kasemervisz, Dav 1-0; Slocum, Jaden 0-1; Cooper, Ernest 0-1; Gilman, Alaka'i 0-1; Buckley, Zach 0-1; Phillips, Tobin 0-1. Washington State-Thornton, Kyle 4-5; Jackson, Brennan 4-3; Richardson, Devi 4-2; Lockett III, Sam 3-3; Hicks, Jaden 4-1; Stone Jr., Ron 3-2; Rodman, Na'im 2-2; Colson, Jamorri 2-2; Malani, Nusi 0-4; Lataimua, Jackso 2-1; Hall, Stephen 2-1; Gushiken, Kapena 0-3; Al-Uqdah, Taariq 1-1; Edson, Andrew 1-0; Mathers, Cooper 1-0; Laufau, Khalil 1-0; Nunnally, T-sion 1-0; Dollar, Andre 0-1; Stevenson, Raam 0-1; Smithson, Leyton 0-1; Lampkin, Cam 0-1.

WASHINGTON STATE AT CALIFORNIA

Nov. 11, 2023 • California Memorial Stadium • Att.: 38,155 • TV: ESPN2

BERKELEY, Calif. — California's defense had its best game of the season, returning two fumbles for touchdowns and recording a season-high six sacks as the Golden Bears beat Washington State 42-39 on Saturday to end a four-game losing streak and keep their slim bowl hopes alive. Washington State kicker Dean Janikowski missed a pair of field goal attempts in the fourth quarter, including a 48-yarder that was wide left with 50 seconds remaining. Running back Jaydn Ott rushed for 167 yards and accounted for two touchdowns for Cal (4-6, 2-5 Pac-12). Ott, who went over 1,000 yards for the season, missed a chance at a third score when he fumbled in the end zone. Team-mate Brian Driscoll recovered and got the touchdown. It was Cal's defense that made the biggest impact despite being on the field for 97 plays and allowing 483 yards. "Our defense, they all came up big," said Bears quarterback Fernando Mendoza, who lost a fumble on the Bears opening drive of the second half. "It's a testament to those guys. I know our defense is elite and it saved the offense today and it saved me." Mendoza also had a fairly strong day, completing 14 of 21 passes for 150 yards and two touchdowns. Washington State quarterback Cameron Ward kept the Cougars in it, throwing for 358 yards and three touchdowns. Josh Kelly had nine catches for 130 yards and a touchdown. The Cougars (4-6, 1-6) have lost six straight since opening the season 4-0. Cal's defense has had troubles all season but got a big lift from linebacker Cade Uluave, who forced a fumble on fourth-and-1 and returned it 51 yards for a touchdown. "You could tell they were trying to quarterback sneak it, and I thought, 'What if I just go over the top?'" Uluave said. "So I kind of jumped over the top, we were kind of scrambling around. Then the ball popped out. My eyes were wide open." Uluave later recovered another Washington State fumble to set up Cal's fourth touchdown of the first half, then made the game-sealing interception as time ran out in the fourth quarter. Cal's defense came up big all day. Linebacker David Reese sacked Ward and knocked the ball free. Nohl Williams scooped it up and returned it 52 yards to help Cal go up 42-24. That was big on a day the Bears' defense committed penalties that wiped out an interception and negated two third-down incompletions. The Cougars didn't go quietly. Ward threw two touchdown passes in the fourth quarter, the second a 5-yard toss to Djouvensky Schlenbaker that pulled Washington State within a field goal with 5:23 remaining. But his Hail Mary attempt was intercepted by Uluave. "We're on the field for a lot of snaps," Bears coach Justin Wilcox said. "I'm really proud of how the guys fought and competed. We made enough plays to win the game." **THE TAKEAWAY** Washington State: The Cougars kept it close despite a rash of self-inflicted mistakes. Ward, in particular, was very sharp, although he was under pressure by Cal's defense most of the afternoon. California: The Bears needed a win to keep their bowl hopes alive, and they did that with one of their best all-around games of the season. Cal's final two games are both on the road and are must-wins to get into the postseason.

SCORE BY QUARTERS	1	2	3	4	TOTAL
Washington State	7	14	3	15	39
California	14	14	0	14	42

SCORING SUMMARY

1st 12:19	CAL	Uluave, Cade 51 yd fumble recovery (Luckhurst, Micha kick)	
06:38	CAL	Endries, Jack 6 yd pass from Mendoza, Fernand (Bhaghani, Mateen kick)	12-65 4:40
00:17	WSU	Ward, Cameron 3 yd run (Janikowski, Dean kick)	14-95 6:21
2nd 12:14	CAL	Driscoll, Brian 0 yd fumble recovery (Bhaghani, Mateen kick)	8-84 2:57
08:46	WSU	Mathers, Cooper 13 yd pass from Ward, Cameron (Janikowski, Dean kick)	9-69 3:22
03:11	CAL	Ott, Jaydn 13 yd pass from Mendoza, Fernand (Bhaghani, Mateen kick)	4-19 1:51
00:24	WSU	Mateer, John 5 yd run (Janikowski, Dean kick)	11-70 2:43
3rd 12:33	WSU	Janikowski, Dean 28 yd field goal	4-6 1:34
4th 11:14	CAL	Ott, Jaydn 5 yd run (Bhaghani, Mateen kick)	5-75 1:42
09:26	CAL	Williams, Nohl 52 yd fumble recovery (Bhaghani, Mateen kick)	
07:33	WSU	Kelly, Josh 21 yd pass from Ward, Cameron (Schlenbaker pass from Ward)	7-71 1:49
05:23	WSU	Schlenbaker, Djo 5 yd pass from Ward, Cameron (Janikowski, Dean kick)	6-37 1:15

TEAM STATISTICS

	WSU	CAL
FIRST DOWNS	34	20
RUSHES-YARDS (NET)	37-170	36-280
PASSING YDS (NET)	358	150
Passes Att-Comp-Int	60-35-1	21-14-0
TOTAL OFFENSE PLAYS-YARDS	97-528	57-430
Fumble Returns-Yards	1-3	2-103
Punt Returns-Yards	1-17	0-0
Kickoff Returns-Yards	5-84	1-16
Interception Returns-Yards	0-0	1-4
Punts (Number-Avg)	2-42.0	5-45.4
Fumbles-Lost	4-3	4-2
Penalties-Yards	7-60	11-96
Possession Time	35:45	24:15
Third-Down Conversions	4 of 14	3 of 8
Fourth-Down Conversions	3 of 4	1 of 1
Red-Zone Scores-Chances	5-6	4-4
Sacks By: Number-Yards	2-18	5-43
Tackles-For-Loss By: Number-Yards	5-19	8-49

INDIVIDUAL STATISTICS

RUSHING: Washington State-Pulalasi, Leo 11-66; Schlenbaker, Djo 9-62; Watson, Nakia 2-31; Ward, Cameron 14-6; Mateer, John 1-5. California-Ott, Jaydn 27-241; Anderson, Mavin 1-21; **TEAM** 1-17; Mendoza, Fernand 7-1; Driscoll, Brian 0-0.

PASSING: Washington State-Ward, Cameron 34-59-1-354; Mateer, John 1-1-0-4. California-Mendoza, Fernand 14-21-0-150.

RECEIVING: Washington State-Kelly, Josh 9-130; Victor, Lincoln 8-84; Williams, Kyle 5-57; Mathers, Cooper 5-49; Schlenbaker, Djo 3-15; Pulalasi, Leo 2-14; Riviere, Billy 1-6; Watson, Nakia 1-2; Hernandez, Carlo 1-1. California-Endries, Jack 4-44; Hunter, Jeremiah 3-45; Ott, Jaydn 3-18; Anderson, Mavin 2-23; Davis, Taj 1-13; Williams-Thomas 1-7.

INTERCEPTIONS: Washington State-None. California-Uluave, Cade 1-4.

FUMBLES: Washington State-Ward, Cameron 3-3; Riviere, Billy 1-0. California-Ott, Jaydn 2-1; Mendoza, Fernand 2-1.

SACKS (UA-A): Washington State-Jackson, Brennan 2-0. California-Reese, David 2-0; Elarms-Orr, Kale 1-0; Burrell, Nate 1-0; Roberts, Jaedon 1-0.

TACKLES (UA-A): Washington State-Hicks, Jaden 6-4; Jackson, Brennan 4-3; Thornton, Kyle 4-3; Hall, Stephen 2-3; Al-Uqdah, Taariq 3-1; Lockett III, Sam 3-1; Malani, Nusi 3-0; Gusta, David 2-1; Richardson, Devi 2-1; Gushiken, Kapena 0-3; Colson, Jamorri 1-1; Wilson, Adrian 0-2; Stone Jr., Ron 1-0; Rodman, Na'im 0-1; Jackson, Chris 0-1; Lampkin, Cam 0-1. California-McMorris, Patric 6-3; Uluave, Cade 6-3; Carlton, Xavier 4-3; Woodson, Craig 5-1; Reese, David 4-2; Elarms-Orr, Kale 4-2; Littlejohn, Matt 3-2; Rutcheda, Nate 2-3; Hearn III, Lu-M 3-1; Barth, Hunter 3-0; Earby, Jeremiah 3-0; Johnson, Brett 0-3; Burrell, Nate 2-0; Correia, Ricky 0-2; Williams, Miles 1-0; Williams, Nohl 1-0; Moore, Kaylin 1-0; Johnson, Jeffrey 1-0; Young, Monroe 1-0; Luckhurst, Micha 1-0; Roberts, Jaedon 1-0; Williams, Myles 1-0; Plummer, Jaiven 0-1; Sidney, Cam 0-1; Saole-McKenzie, 0-1.

Nov. 17, 2023 • Gesa Field • Att.: 27,869 • TV: FOX Sports 1

PULLMAN, Wash. — Cameron Ward threw for 288 yards and accounted for four touchdowns. Brennan Jackson had two scoop-and-score touchdowns and Washington State beat Colorado 56-14 on Friday night to snap a six-game losing streak and end the Buffaloes hopes of a bowl game in the first year under Deion Sanders. Colorado quarterback Shedeur Sanders left the game in the second quarter after taking a big hit on a botched snap. Sanders was slow to get up but walked off the field on his own before being taken to the locker room. The junior was 6 of 10 for 86 yards, including a 45-yard touchdown strike to Travis Hunter. Sanders, the coach's son, was sacked four times before leaving the game. "He had some numbness in his hand and couldn't really grip the ball," Sanders said. "But then that second hit he just got rolled up on, we decided not to send him back out." Colorado (4-7, 1-7 Pac-12 Conference) and 'Coach Prime' were the darlings of college football after a 3-0 start, but the team has lost seven of eight since. Despite a massive improvement upon last year's win total, Sanders said the program measures itself against its own expectations. "We're falling short of what we're capable of, that's the part of this that's tough to digest. We've got high expectations here, so this is tremendously disappointing," said Sanders. Washington State (5-6, 2-6) kept its hopes for a bowl game alive with the victory, but the Cougars will need to find a way to topple rival Washington next week in the Apple Cup to finish the job. Jackson returned a pair of fumbles for touchdowns covering 48 and 78 yards, respectively, helping the Cougars to their largest Pac-12 victory since 2016. The Cougar defense forced three turnovers on a Colorado offense that had only committed seven all season. On the Buffs' second possession, Ron Stone Jr.'s strip-sack of Sanders was picked up by Jackson who returned it for his first score of the night to put the Cougars up 14-0. The hit sidelined Sanders for a series before the big hit in the second quarter took him out for the night. Hunter's 45-yard touchdown brought the Buffs within a score for one play before Leighton Smithson stifled any Colorado momentum with a 98-yard kickoff return, the first for Washington State since 2018. Ward piled it on from there, finding Nakia Watson for a 23-yard touchdown before calling his own number on touchdowns of 1 and 2 yards on consecutive possessions to give the Cougars a 42-7 lead at the half. Ward dropped in a 34-yard touchdown throw to Kyle Williams before Jackson picked up his second fumble and returned it for a touchdown and a 56-7 lead. "They came to play from start to finish. They executed early, they executed often, they came to play," Sanders said. "And with Shedeur out on top of that, it was tough." Ryan Staub and Gavin Kuld rotated possessions in relief of Sanders but combined for just 79 passing yards and two turnovers. Hunter led the team with 82 receiving yards. **THE TAKEAWAY** Washington State: The Cougars snapped their longest losing streak since 2013 with a 42-point barrage in the first half after averaging just 20 points per game through the last six weeks. Their defensive line was disruptive from the start, knocking out Sanders with four sacks in the first quarter alone. Colorado: The Buffaloes' postseason hopes were dashed in their largest loss of the 'Coach Prime' era. The Buffs have allowed an FBS-worst 54 sacks this season, and the Cougars' pass rush proved too much to handle.

SCORE BY QUARTERS	1	2	3	4	TOTAL
Colorado	7	0	0	7	14
Washington State	21	21	14	0	56

SCORING SUMMARY

1st	08:57	WSU	Victor, L. 101m 15 yd run (Janikowski, Dean kick)	7-65 4:15
	05:14	WSU	Jackson, Brennan 40 yd fumble recovery (Janikowski, Dean kick)	
	00:56	CU	Hunter, Travis 45 yd pass from Sanders, Shedeur (Mata, Alejandro kick)	3-49 0:36
	00:43	WSU	Smithson, Leyton 98 yd kickoff return (Janikowski, Dean kick)	
2nd	12:08	WSU	Watson, Nakia 23 yd pass from Ward, Cameron (Janikowski, Dean kick)	8-67 2:45
	03:48	WSU	Ward, Cameron 1 yd run (Janikowski, Dean kick)	10-97 4:12
	00:57	WSU	Ward, Cameron 2 yd run (Janikowski, Dean kick)	5-73 1:41
3rd	06:10	WSU	Williams, Kyle 34 yd pass from Ward, Cameron (Janikowski, Dean kick)	5-66 2:05
	05:23	WSU	Jackson, Brennan 74 yd fumble recovery (Janikowski, Dean kick)	
4th	11:48	CU	Wilkinson, Sy'e 1 yd run (Mata, Alejandro kick)	11-80 4:05

TEAM STATISTICS

	CU	WSU
FIRST DOWNS	16	24
RUSHES-YARDS (NET)	41-106	32-143
PASSING YDS (NET)	164	342
Passes Att-Comp-Int	27-12-1	33-20-0
TOTAL OFFENSE PLAYS-YARDS	68-270	65-485
Fumble Returns-Yards	0-0	2-114
Punt Returns-Yards	1-10	1-2
Kickoff Returns-Yards	5-140	1-98
Interception Returns-Yards	0-0	1-10
Punts (Number-Avg)	9-45.1	5-45.4
Fumbles-Lost	3-2	3-2
Penalties-Yards	5-50	6-51
Possession Time	29:25	30:35
Third-Down Conversions	4 of 16	6 of 11
Fourth-Down Conversions	1 of 2	0 of 0
Red-Zone Scores-Chances	1-1	3-4
Sacks By: Number-Yards	2-18	5-23
Tackles-For-Loss By: Number-Yards	6-25	9-44

INDIVIDUAL STATISTICS

RUSHING: Colorado-Wilkerson, Sy've 13-49; Edwards, Dylan 7-42; Hankerson, Antho 7-31; Staub, Ryan 6-13; Kuld, Gavin 3-minus 3; Sanders, Shedeur 5-minus 26. Washington State-Watson, Nakia 8-54; Paine, Dylan 5-38; Ward, Cameron 10-27; Victor, Lincoln 1-15; Mateer, John 3-10; Schlenbaker, Djo 3-3; TEAM 2-minus 4.

PASSING: Colorado-Staub,Ryan 5-14-0-56; Sanders,Shedeur 6-10-0-86; Kuld,Gavin 1-3-1-22. Washington State-Ward,Cameron 18-30-0-288; Mateer,John 2-3-0-54.

RECEIVING: Colorado-Hunter, Travis 4-82; Weaver, Xavier 3-41; Wilkerson, Sy've 2-29; Horn Jr., Jimmy 2-13; Miller, Omarion 1-minus 1. Washington State-Kelly, Josh 6-130; Victor, Lincoln 5-49; Williams, Kyle 3-46; Hernandez, Carlo 2-77; Watson, Nakia 1-23; Mathers, Cooper 1-6; Johnson, Cameron 1-6; Paine, Dylan 1-5.

INTERCEPTIONS: Colorado-None. Washington State-Al-Uqdah,Taariq 1-10.

FUMBLES: Colorado-Sanders,Shedeur 2-1; Edwards,Dylan 1-1. Washington State-Ward,Cameron 1-1; Paine,Dylan 1-0; Johnson,Cameron 1-1.

SACKS (UA-A): Colorado-Bentley,LaVonta 1-0; Wallace,Chazz 1-0. Washington State-Stone Jr.,Ron 2-0; Malani,-Nusi 1-0; Roff,Quinn 1-0; Gusta,David 0-1; Jackson,Brennan 0-1.

TACKLES (JUA-A): Colorado-Dontley,LaVonta 3-7; Milliner-Jones, 1; Ham,Marvin 5-2; Simon-Craig,Ca 2-5; Dominek-Jordan 1-5; McClain,Cormari 2-3; Breedlove,Kydr 2-1; Sanders,Shilo 2-1; Kennedy,Demouy 0-3; Robinson,Jahque 1-1; Walker,Ardren 2-2; Payne Jr.,Leona 1-0; Hunter,Travis 0-7; Wallace,Chaz 1-0; McLendon,I,Der 1-0. Washington State-Hicks,Jaden 4-5; Stone Jr.,Ron 4-5; Gusta,David 1-0; Hall,Stephen 0-5; Rodman,Na'im 2-2; Richardson,Devi 2-2; Al-Uqadah,Taarig 1-3; Jackson,Brennan 1-3; Gushiken,Kapena 1-3; Stevenson,Raudo 0-4; Thornton,Kyle 0-4; Lockett III,Sam 2-1; Malani,Nusi 2-1; Laufau,Khalil 1-2; Lampkin,Cam 1-2; Cedarland,Huma 1-2; Latimaua,Jackso 2-0; Roff,Quinn 2-0; Erling,Joshua 1-1; Din-Mbuh,Ansel 0-2; Nunnally,Tsion 0-1; Edson,Andrew 0-1.

Nov. 25, 2023 • Husky Stadium • Att.: 71,312 • TV: FOX

SEATTLE – Putting the cap on a perfect regular season, just the second in school history, required Washington coach Kalen DeBoer to make one of the riskiest calls of his career. It helped to know the ball was likely to end up in the hands of Rome Oduanze. Oduanze's 23-yard run on fourth-and-1 deep in Washington's own end helped set the stage for Grady Gross to kick a 42-yard field goal on the final play as the fourth-ranked Huskies beat Washington State 24-21 on Saturday in the Apple Cup for an undefeated regular season. "I think way back there's been some risky plays, but I'd say it's certainly up there given the moment, given the situation, given the field location, the time of game, all those things," DeBoer said. Playing likely his final game at Husky Stadium, Oduanze caught a 40-yard touchdown pass in the second quarter and hauled in a 21-yarder on the final play of the third quarter to give the Huskies a 21-14 lead. But it's his run play, and the call made by DeBoer and offensive coordinator Ryan Grubb that'll live on in the history of the rivalry even with the teams no longer in the same conference starting next season. Facing fourth-and-1 at their own 29 with 1:11 left, Oduanze took a pitch from quarterback Michael Penix Jr. and ran into Washington State territory. "Man, what a play call. Got to give kudos to the offensive staff and coach DeBoer for believing in us on that," Oduanze said. "We just went out there and executed. It was perfect." The Huskies picked up 15 more yards later in the drive when Ron Stone Jr. was flagged for a questionable roughing call. After Oduanze had to break up a potential interception at the goal line, Gross nailed the winner. "I'm happy to do a little bit of something for all the big things that the rest of the team has done," said Gross, who found out he was being put on scholarship in the locker room after Washington's past eight wins were decided by 10 points or less with six of those by one-score margins. "Just being able to find a way to win in those tough moments I feel like it just shows this team's character and our will to win. That's what makes it so special," Penix said. In the final year of the Pac-12 before most of its members scatter to other conferences, Washington (12-0, 9-0) became the first school in the 12-team era to go unbeaten in the regular season. The last conference team to finish the regular season unbeaten was Oregon in 2010 before the conference expanded to 12 teams. Prior to that, the last unbeaten seasons belonged to Southern California during its run atop the conference in the mid-2000s. The Huskies still have one more challenge ahead, facing No. 6 Oregon in the Pac-12 championship game Friday in Las Vegas with a victory likely putting Washington into the College Football Playoff. They'll need Penix to be better than he was against the Cougars (5-7, 2-7). Penix had several miscommunications with his pass catches and the final drive had a few questionable throws. He finished 18 of 33 for 204 yards, not exactly the closing statement that could have boosted his Heisman Trophy campaign. But he made a handful of big plays and often looked Oduanze's way when they were needed. Oduanze's 40-yard TD came on a play-action pass and a blown coverage by the Cougars. His 21-yard score came one play after Jack Westover made a diving grab for 19 yards. For much of the game, Washington State (5-7, 2-7) was the better team. The Cougars needed a win to reach bowl eligibility after snapping a six-game losing streak last week against Colorado. "Our guys put it all out there. We came in here ready to attack, ready to win a game. Had a vision, had a plan," Washington State coach Jack Dickert said. "For the most part, lived out that plan. Shot ourselves maybe in the foot one too many times." Washington State quarterback Cam Ward threw for 317 yards and three touchdowns, but also had three interceptions. Ward threw touchdowns of 21 yards to Josh Kelly and 25 yards to Kyle Williams in the first half, and his 8-yard TD pass to Lincoln Victor with 5:58 left pulled the Cougars even at 21. But Washington State couldn't take advantage of holding the Huskies to a three-and-out on Washington's ensuing possession. Ward was incomplete on third down from his own 47 and the Cougars punted back to Washington with 1:59 remaining. Victor had 11 catches for 88 yards and Kelly finished with eight receptions for 106 yards. It's bittersweet. It came down to a few plays," Victor said. @Lumen I said, they were the better team tonight." LAST CALL The Apple Cup will continue after the schools reached agreement on a five-year deal to keep the game going through 2028. But it ain't 'til never be the same. It will lack the stakes of the previous generations when the Huskies and Cougars were members of the same conference. The next meeting is scheduled for Sept. 14, 2024, at Lumen Field. "Will it ever be the same? We'll see," Dickert said. "But I know it means something to everybody." THE TAKEAWAY Washington State: The defense deserves a lot of credit and recognition for the job in slowing down Washington's offense. The Huskies finished 306 total yards and Penix was sacked twice. Washington: Offensive coordinator Ryan Grubb wasn't happy with the performance last week against Oregon State and will be equally irritated with the mistakes made versus the Cougars. They must be better next week against Oregon.

SCORE BY QUARTERS	1	2	3	4	TOTAL
Washington State	7	7	0	7	21
Washington	7	7	7	3	24

SCORING SUMMARY

1st	03:54	WASH	Johnson,Dillon 1 yd run (Gross,Grady kick)	9-51 4:59
	02:15	WSU	Kelly,Josh 21 yd pass from Ward,Cameron (Janikowski,Dean kick)	9-76 1:34
2nd	05:37	WASH	Odunze,Rome 40 yd pass from Penix Jr.,Micha (Gross,Grady kick)	3-49 1:36
	00:08	WSU	Williams,Kyle 25 yd pass from Ward,Cameron (Janikowski,Dean kick)	7-59 0:57
3rd	00:00	WASH	Odunze,Rome 21 yd pass from Penix Jr.,Micha (Gross,Grady kick)	7-67 3:49
4th	05:58	WSU	Victor,Lincoln 8 yd pass from Ward,Cameron (Janikowski,Dean kick)	13-65 5:55
	00:00	WASH	Gross,Grady 42 yd field goal	12-65 5:59

TEAM STATISTICS

	WSU	WASH
FIRST DOWNS	23	18
RUSHES-YARDS (NET)	27-64	30-126
PASSING YDS (NET)	338	204
Passes Att-Comp-Int	49-32-2	33-18-1
TOTAL OFFENSE PLAYS-YARDS	76-402	63-330
Fumble Returns-Yards	0-0	0-0
Punt Returns-Yards	1-2	0-0
Kickoff Returns-Yards	3-66	2-42
Interception Returns-Yards	1-0	2-14
Punts (Number-Avg)	5-40.4	6-38.0
Fumbles-Lost	0-0	0-0
Penalties-Yards	10-85	7-49
Possession Time	32:36	27:19
Third-Down Conversions	7 of 17	6 of 14
Fourth-Down Conversions	1 of 2	1 of 1
Red-Zone Scores-Chances	2-2	2-2
Sacks By: Number-Yards	2-12	5-36
Tackles-For-Loss By: Number-Yards	4-17	6-37

INDIVIDUAL STATISTICS

RUSHING: Washington State-Watson,Nakia 11-64; Schlenbaker,Djo 2-14; Mateer,John 2-4; Victor, Lincoln 1-1; Ward,Cameron 11-minus 19. Washington-Johnson,Dillon 21-106; Odunze,Rome 1-23; Rogers,Tybo 3-14; TEAM 1-minus 1; Bernard,Germie 1-minus 3; Nixon,Will 1-minus 4; Penix Jr.,Micha 2-minus 9.

PASSING: Washington State-Ward, Cameron 32-48-2-338; Victor, Lincoln 0-1-0-0. Washington-Penix Jr., Micha 18-33-1-204; Bernard, Germie 0-0-0-0.

RECEIVING: Washington State-Victor, Lincoln 11-88; Kelly, Josh 8-106; Williams, Kyle 5-85; Watson, Nakia 4-27; Hamilton, Isaiah 2-19; Riviere, Billy 1-11; Mathers, Cooper 1-2. Washington-Odunze, Rome 7-120; McMillan, Jalen 5-26; Westover, Jack 2-25; Bernard, Germie 2-15; Boston, Denzel 1-12; Johnson, Dillon 1-6.

INTERCEPTIONS: Washington State-Hicks, Jaden 1-0. Washington-Dixon, Thaddeus 1-14; Esteen, Makell 1-0.

FUMBLES: Washington State-None. Washington-None.

SACKS (UA-A): Washington State-Jackson,Brennan 1-0; Hicks,Jaden 1-0. Washington-Asoau-Afoa,Seka 0-2; Tuputala,Alphon 0-2; Holtzclaw,Lance 1-0; Ulofoshio,Edefu 1-0; Trice,Bralen 1-0.

TACKLES (JA-A): Washington State-Stone Jr. Ron 5-4; Thornton, Kyle 5-2; Lockett III, Sam 5-0; Al-Uqdah, Taariq 3-2; Jackson, Brennan 3-2; Hicks, Jaden 2-2; Lampkin, Cam 1-3; Colson, Jamori 2-2; Gushken, Kapena 2-0; Gusta, David 1-1; Rodman, Na'im 0-2; Roback, Joseph 1-0; Rieves, Billy 1-0; Latamua, Jackson 1-0; Maleni, Nusi 0-1; Laufer, Khalil 0-1; Tafia, Jeramis 0-1; Roff, Quinn 0-1; Washington-Bruener, Carson 5-9; Hampton, Dominick 5-3; Tuputala, Alphon 1-5; Muhammad, Jabbar 5-0; Ulofeshio, Edefu 4-1; Powell, Mishael 3-1; Estein, Mekell 3-0; Trice, Bralen 2-1; Asoua-Afoa, Seka 1-2; Tupuala-Fetui, J 1-2; Boston, Denzel 2-0; Jackson, Elijah 2-0; Tutile, Faatun 1-1; Ale, Ulmoo 0-2; Fowler, Drew 1-0; Bandes, Jacob 1-0; Dunn, Tristan 1-0; Goforth, Ralen 1-0; Rogers, Tybo 1-0; Holtzclaw, Lance 1-0; Dixon, Thaddeus 1-0; Lane, Jacob 0-1.





WASHINGTON STATE FOOTBALL YEAR BY YEAR RESULTS

1894 (1-1-0)

DATE	OPP	SCORE	W/L	ATT	LOC
N. 18	Idaho	10-0	W	NA	A
N. 29	Spokane HS	0-18	L	1,500	A

Coach: William Goodyear

1895 (2-0-0)

DATE	OPP	SCORE	W/L	ATT	LOC
N. 9	Idaho	10-4	W	500	H
N. 28	Spokane AC	26-4	W	1,100	A

Coach: F. W. Waite

1896 (2-0-1)

DATE	OPP	SCORE	W/L	ATT	LOC
N. 14	Lewiston AA	26-0	W	NA	H
N. 26	Company C, NGW	24-0	W	NA	Coffax
D. 5	Lewiston AA	6-6	T	NA	A

Coach: D. A. Brodie

1897 (2-0-0)

DATE	OPP	SCORE	W/L	ATT	LOC
N. 13	Spokane AC	16-8	W	NA	A
N. 25	Whitman	16-4	W	NA	A

Coach: Robert R. Galley

1898 (0-0-1)

DATE	OPP	SCORE	W/L	ATT	LOC
N. 5	Whitman	0-0	T	NA	H

Coach: Frank Shively

1899 (1-1-0)

DATE	OPP	SCORE	W/L	ATT	LOC
O. 28	Idaho	11-0	W	500	H
N. 10	Whitman	10-11	L	NA	A

Coach: Frank Shively

1900 (4-0-1)

DATE	OPP	SCORE	W/L	ATT	LOC
O. 13	Lewiston AA	2-0	W	NA	A
O. 20	Spokane AC	6-0	W	NA	H
N. 10	Walla Walla AC	5-0	W	NA	A
N. 24	Spokane AC	21-0	W	NA	A
N. 29	Washington	5-5	T	1,500	A

Coach: William Allen

1901 (4-1-0)

DATE	OPP	SCORE	W/L	ATT	LOC
O. 18	Lewiston Normal	16-0	W	NA	H
O. 25	Idaho	0-5	L	NA	A
N. 1	Washington	10-0	W	NA	H
N. 9	Oregon	16-0	W	NA	H
N. 28	Whitman	5-2	W	NA	A

Coach: William Namack

1902 (2-3-0)

DATE	OPP	SCORE	W/L	ATT	LOC
O. 11	Lewiston Normal	0-12	L	300	A
O. 18	Pacific (Oregon)	5-6	L	NA	H
O. 24	Idaho	17-0	W	NA	H
N. 1	Whitman	6-5	W	NA	H
N. 27	Washington	0-16	L	4,000	A

Coach: William Allen

1903 (3-3-2)

DATE	OPP	SCORE	W/L	ATT	LOC
O. 3	Spokane High School	40-0	W	NA	H
O. 14	Puget Sound	0-0	T	NA	H
O. 23	Idaho	0-32	L	NA	A
O. 30	Washington	0-10	L	NA	H
N. 7	Oregon	0-0	T	NA	A
N. 11	Oregon State	0-6	L	NA	A
N. 21	Montana	34-0	W	NA	H
N. 26	Whitman	18-6	W	1,500	A

Coach: James N. Ashmore

1904 (2-2-0)

DATE	OPP	SCORE	W/L	ATT	LOC
O. 21	Idaho	0-5	L	1,500	H
O. 29	Washington	6-12	L	NA	A
N. 16	Montana	6-5	W	NA	A
N. 24	Whitman	34-4	W	1,000	A

Coach: Everett M. Sweeley

1905 (4-4-0)

DATE	OPP	SCORE	W/L	ATT	LOC
S. 30	Spokane H.S.	51-0	W	350	H
O. 7	Lewiston H.S.	52-0	W	400	H
O. 11	Montana State	32-0	W	600	H
O. 18	Willamette	6-11	L	600	Salem
O. 21	Oregon State	0-29	L	NA	A
O. 28	Montana	28-6	W	600	H
N. 10	Idaho	0-5	L	500	A
N. 30	Whitman	6-10	L	700	A

Coach: Everett M. Sweeley

1906 (6-0-0)

DATE	OPP	SCORE	W/L	ATT	LOC
O. 13	Blair Business Col.	11-0	W	NA	H
O. 19	Montana	5-0	W	NA	A
N. 3	Spokane AC	4-0	W	350	A
N. 9	Idaho	10-0	W	NA	H
N. 17	Spokane AC	8-0	W	NA	A
N. 24	Whitman	6-0	W	1,000	H

Coach: John R. Bender

1907 (7-1-0)

DATE	OPP	SCORE	W/L	ATT	LOC
O. 5	Eastern Washington	46-0	W	NA	H
O. 12	Blair Business Col.	86-0	W	NA	H
O. 18	Montana	38-0	W	NA	H
O. 26	Spokane AC	70-0	W	NA	H
N. 8	Idaho	4-5	L	2,000	A
N. 21	Washington	11-5	W	3,000	A
N. 28	Whitman	16-8	W	2,000	A
D. 25	St. Louis	11-0	W	NA	S

Coach: John R. Bender

1908 (4-0-2)

DATE	OPP	SCORE	W/L	ATT	LOC
O. 10	Eastern Washington	73-0	W	NA	H
O. 17	Spokane YMCA	33-0	W	NA	H
O. 30	Bremerton Navy	44-0	W	NA	H
N. 7	Washington	6-6	T	NA	A
N. 14	Idaho	4-4	T	NA	H
N. 21	Whitman	4-0	W	NA	H

Coach: Walter Rheinschild

1909 (4-1-0)

DATE	OPP	SCORE	W/L	ATT	LOC
O. 20	Puget Sound	74-0	W	NA	H
N. 5	Idaho	18-0	W	NA	A
N. 16	Whitworth of Tacoma	38-0	W	NA	H
N. 28	Whitman	23-6	W	NA	A
D. 4	Denver	6-11	L	NA	S

Coach: William S. Kienholz

1910 (2-3-0)

DATE	OPP	SCORE	W/L	ATT	LOC
O. 21	Idaho	5-9	L	NA	H
O. 29	Oregon State	3-9	L	NA	P
N. 1	Multnomah AC	9-0	W	NA	P
N. 12	Washington	0-16	L	2,600	S
N. 24	Whitman	8-0	W	NA	A

Coach: Oscar P. Osthoff

1911 (3-3-0)

DATE	OPP	SCORE	W/L	ATT	LOC
O. 7	Gonzaga	58-0	W	NA	H
O. 20	Idaho	17-0	W	NA	A
O. 27	Oregon	0-6	L	NA	H
N. 11	Oregon State	0-6	L	NA	A
N. 18	Whitman	11-0	W	NA	S
N. 30	Washington	6-30	L	6,000	A

Coach: Oscar P. Osthoff

1912 (2-3-0)

DATE	OPP	SCORE	W/L	ATT	LOC
O. 18	Idaho	0-13	L	3,000	H
O. 26	Oregon	7-0	W	NA	A
N. 1	Oregon State	10-9	W	NA	H
N. 9	Whitman	0-30	L	NA	S
N. 28	Washington	0-19	L	NA	A

Coach: John R. Bender

1913 (4-4-0)

DATE	OPP	SCORE	W/L	ATT	LOC
O. 4	Bremerton Navy	26-12	W	NA	H
O. 11	Montana	34-9	W	NA	H
O. 17	Idaho	0-3	L	2,500	A
O. 25	Multnomah AC	0-7	L	NA	A
N. 1	Gonzaga	26-0	W	NA	H
N. 8	Whitman	23-0	W	NA	H
N. 15	Oregon State	2-10	L	NA	A
N. 27	Washington	0-20	L	NA	A

Coach: John R. Bender

1914 (2-4-0)

DATE	OPP	SCORE	W/L	ATT	LOC
O. 6	Montana	0-10	L	NA	A
O. 17	Oregon	0-7	L	NA	P
O. 24	Oregon State	0-7	L	NA	H
N. 7	Idaho	3-0	W	4,000	H
N. 14	Whitman	7-6	W	1,500	S
N. 26	Washington	0-45	L	NA	A

Coach: John R. Bender

1915 (7-0-0)

DATE	OPP	SCORE	W/L	ATT	LOC
O. 9	Oregon	28-3	W	NA	H
O. 16	Oregon State	29-0	W	3,000	A
O. 30	Idaho	41-0	W	3,000	A
N. 6	Montana	27-7	W	NA	H
N. 16	Whitman	17-0	W	NA	H
N. 25	Gonzaga	48-0	W	NA	A
J. 1	Brown (Rose Bowl)	14-0	W	10,000	Pa

Coach: William H. Dietz

1916 (4-2-0; PCC Begins)

DATE	OPP	SCORE	W/L	ATT	LOC
O. 14	Oregon State	10-13	L	NA	H
O. 28	Montana	27-0	W	NA	A
N. 4	Idaho	31-0	W	2,500	H
N. 11	Oregon	3-12	L	6,000	P
N. 25	Gonzaga	18-0	W	NA	A
N. 30	Whitman	46-0	W	NA	A

Coach: William H. Dietz

1917 (6-0-1, 3-0-0)

DATE	OPP	SCORE	W/L	ATT	LOC
O. 13	362nd Infantry	0-0	T	15,000	T
O. 20	Oregon	26-3	W	NA	H
O. 27	Whitman	19-0	W	NA	H
N. 3	Idaho	19-0	W	NA	A
N. 10	Oregon State	6-0	W	NA	A
N. 17	Montana	28-0	W	2,000	S
N. 29	Washington	14-0	W	7,000	A

Coach: William H. Dietz

1918 (1-1-0)

DATE	OPP	SCORE	W/L	ATT	LOC
N. 28	Gonzaga	20-6	W	NA	H
D. 7	Idaho	6-7	L	NA	A

Coach: Emory Alvord

1919 (5-2-0; 2-2-0)

DATE	OPP	SCORE	W/L	ATT	LOC
O. 18	Multnomah AC	49-0	W	2,500	S
O. 25	California	14-0	W	NA	A
N. 1	Idaho	37-0	W	3,000	H
N. 8	Oregon	7-0	W	12,000	P
N. 15	Washington	7-13	L	7,000	H
N. 22	Oregon State	0-6	L	7,500	P
N. 27	Montana	42-14	W	NA	A

Coach: Gus Welch

1920 (5-1-0; 1-1-0)

DATE	OPP	SCORE	W/L	ATT	LOC
O. 9	Gonzaga	35-0	W	3,000	A
O. 15	Idaho	14-7	W	5,000	A
O. 30	Montana	31-0	W	5,000	H
N. 6	California	0-49	L	20,000	A
N. 13	Oregon State	28-0	W	3,000	H
N. 25	Nebraska	21-20	W	10,000	A

Coach: Gus Welch

1921 (4-2-1; 2-1-1)

DATE	OPP	SCORE	W/L	ATT	LOC
O. 15	Gonzaga	54-7	W	4,000	A
O. 21	Idaho	20-3	W	5,000	H
O. 29	California	0-14	L	12,000	P
N. 5	Oregon	0-61	L	20,000	A
N. 11	Oregon State	7-3	W	10,000	A
N. 24	Washington	14-0	W	15,000	A
D. 3	USC	7-28	L	12,000	Pa

Coach: Gus Welch

1922 (2-5-0; 1-5-0)

DATE	OPP	SCORE	W/L	ATT	LOC
O. 14	Gonzaga	10-7	W	6,000	A
O. 20	Idaho	18-9	W	4,000	A
O. 28	Washington	13-16	L	7,000	H
N. 4	California	0-61	L	20,000	A
N. 11	Oregon	0-13	L	12,000	A
N. 25	Oregon State	0-16	L	6,000	P
N. 30	USC	3-41	L	11,000	Pa

1928 (7-3-0; 4-3-0)

DATE	OPP	SCORE	W/L	ATT	LOC
S. 22	Whitman	33-6	W	4,000	H
S. 29	Gonzaga	3-0	W	10,000	A
O. 6	Montana	26-6	W	6,000	A
O. 13	California	3-13	L	30,000	A
O. 20	Oregon State	9-7	W	10,000	H
O. 27	College of Idaho	51-0	W	5,000	H
N. 3	Idaho	26-0	W	10,000	A
N. 10	UCLA	38-0	W	1,000	P
N. 17	USC	13-27	L	50,000	A
N. 29	Washington	0-6	L	30,000	A

Coach: Orin E. "Babe" Hollingbery

1929 (10-2-0; 4-2-0)

DATE	OPP	SCORE	W/L	ATT	LOC
S. 27	College of Idaho	48-0	W	4,000	H
O. 5	Mt. St. Charles	38-0	W	5,000	H
O. 12	California	0-14	L	40,000	A
O. 19	Washington	20-13	W	15,000	H
O. 26	Whitman	58-6	W	6,000	H
N. 2	Oregon State	9-0	W	15,000	P
N. 9	Idaho	41-7	W	10,000	H
N. 16	Montana	13-0	W	3,000	A
N. 23	Gonzaga	27-0	W	8,000	A
N. 30	USC	7-27	L	45,000	A
D. 25	Honolulu Townies	12-0	W	10,000	A
J. 1	Hawaii	28-7	W	12,000	A

Coach: Orin E. "Babe" Hollingbery

1930 (9-1-0; 6-0-0)

DATE	OPP	SCORE	W/L	ATT	LOC
S. 27	College of Idaho	47-12	W	4,000	H
O. 4	California	16-0	W	35,000	A
O. 11	USC	7-6	W	22,000	H
O. 18	Gonzaga	24-0	W	6,500	A
O. 25	Montana	61-0	W	5,000	H
N. 1	Oregon State	14-7	W	32,600	P
N. 8	Idaho	33-7	W	7,000	A
N. 15	Washington	3-0	W	41,225	A
N. 29	Villanova	13-0	W	25,000	A
J. 1	Alabama (Rose Bowl)	0-24	L	65,000	Pa

Coach: Orin E. "Babe" Hollingbery

1931 (6-4-0; 4-3-0)

DATE	OPP	SCORE	W/L	ATT	LOC
S. 26	College of Idaho	41-0	W	4,000	H
O. 3	UCLA	13-0	W	10,000	H
O. 10	USC	6-38	L	NA	A
O. 17	California	7-13	L	12,000	P
O. 24	Montana	13-0	W	6,000	A
O. 31	Oregon State	7-6	W	15,000	P
N. 7	Idaho	9-8	W	10,000	H
N. 14	Washington	0-12	L	30,000	A
N. 21	Gonzaga	13-6	W	10,000	A
D. 5	Tulane	14-28	L	20,000	A

Coach: Orin E. "Babe" Hollingbery

1932 (7-1-1; 5-1-1)

DATE	OPP	SCORE	W/L	ATT	LOC
S. 24	College of Idaho	40-0	W	4,000	H
O. 1	USC	0-20	L	40,000	A
O. 8	Willamette	30-0	W	3,000	H
O. 15	California	7-2	W	25,000	A
O. 22	Oregon State	7-6	W	5,000	A
O. 29	Montana	31-0	W	3,000	H
N. 5	Idaho	12-0	W	8,000	H
N. 12	Washington	0-0	T	20,000	A
N. 24	UCLA	3-0	W	35,000	A

Coach: Orin E. "Babe" Hollingbery

1933 (5-3-1; 3-3-1)

DATE	OPP	SCORE	W/L	ATT	LOC
S. 30	Puget Sound	56-0	W	5,000	H
O. 7	USC	0-33	L	40,000	A
O. 14	Montana	13-7	W	6,000	A
O. 21	California	6-6	T	16,000	H
O. 28	Oregon State	0-2	L	10,000	P
N. 4	Gonzaga	16-0	W	10,500	A
N. 11	Idaho	14-6	W	9,000	A
N. 25	Washington	17-6	W	17,000	H
N. 30	UCLA	0-7	L	20,000	A

Coach: Orin E. "Babe" Hollingbery

1934 (4-3-1; 4-0-1)

DATE	OPP	SCORE	W/L	ATT	LOC
S. 29	Montana	27-0	W	7,000	H
O. 6	USC	19-0	W	50,000	A
O. 13	Gonzaga	6-13	L	11,000	A
O. 27	Oregon State	31-0	W	13,000	H
N. 2	St. Mary's	6-9	L	20,000	SF
N. 10	Idaho	19-0	W	11,000	H
N. 24	Washington	0-0	T	38,000	A
D. 1	Detroit	0-6	L	6,000	A

Coach: Orin E. "Babe" Hollingbery

1935 (5-3-1; 3-2-0)

DATE	OPP	SCORE	W/L	ATT	LOC
S. 28	Puget Sound	46-6	W	4,000	H
O. 5	Willamette	30-0	W	6,000	H
O. 12	Montana	13-7	W	6,000	A
O. 19	Washington	0-21	L	20,000	H
O. 26	Oregon State	26-13	W	20,000	P
N. 2	Gonzaga	0-7	L	5,000	H
N. 9	Idaho	6-0	W	6,000	A
N. 16	USC	10-20	L	40,000	A
N. 30	St. Mary's	7-7	T	15,000	SF

Coach: Orin E. "Babe" Hollingbery

1936 (6-3-1; 6-2-1)

DATE	OPP	SCORE	W/L	ATT	LOC
S. 26	Montana	19-0	W	6,500	H
O. 3	Stanford	14-13	W	23,000	H
O. 10	Idaho	14-0	W	7,000	A
O. 17	USC	0-0	T	25,000	A
O. 24	Oregon	3-0	W	12,000	H
O. 31	California	14-13	W	35,000	A
N. 7	(17) Oregon State	6-16	L	13,000	H
N. 14	(14) UCLA	32-7	W	35,000	A
N. 26	(20) Washington (6)	0-40	L	40,000	A
D. 5	Gonzaga	6-13	L	6,000	A

Coach: Orin E. "Babe" Hollingbery

1937 (3-3-3; 3-3-2)

DATE	OPP	SCORE	W/L	ATT	LOC
S. 25	Gonzaga	0-0	T	14,000	A
O. 2	Idaho	13-0	W	13,500	H
O. 9	California	0-27	L	40,000	A
O. 16	Washington	7-7	T	17,500	H
O. 23	UCLA	3-0	W	20,000	A
O. 30	USC	0-0	T	8,700	H
N. 6	Oregon	6-10	L	13,362	P
N. 13	Stanford	0-23	L	15,000	A
N. 20	Oregon State	7-0	W	12,000	A

Coach: Orin E. "Babe" Hollingbery

1938 (2-8-0; 1-7-0)

DATE	OPP	SCORE	W/L	ATT	LOC
S. 24	Oregon	2-10	L	6,000	H
O. 1	California	3-27	L	10,000	H
O. 8	Stanford	0-8	L	12,000	A
O. 15	USC	6-19	L	35,000	A
O. 22	Oregon State	6-7	L	10,000	P
O. 29	Gonzaga	15-13	W	9,000	A
N. 5	UCLA	0-21	L	8,000	H
N. 12	Idaho	12-0	W	7,000	A
N. 26	Washington	0-26	L	20,000	A
D. 3	Oklahoma (5)	0-28	L	15,000	A

Coach: Orin E. "Babe" Hollingbery

1939 (4-5-0; 3-5-0)

DATE	OPP	SCORE	W/L	ATT	LOC
S. 23	Gonzaga	19-6	W	9,000	H
O. 7	USC	0-27	L	45,000	A
O. 14	Washington	6-0	W	18,000	H
O. 21	California	7-13	L	35,000	A
O. 28	Oregon State (15)	0-13	L	8,000	A
N. 4	Oregon	0-38	L	2,800	A
N. 11	Idaho	21-13	W	12,000	H
N. 18	Stanford	7-0	W	6,000	A
N. 30	UCLA (13)	7-24	L	25,000	A

Coach: Orin E. "Babe" Hollingbery

1940 (4-4-2; 3-4-2)

DATE	OPP	SCORE	W/L	ATT	LOC
S. 28	USC	14-14	T	40,000	A
O. 5	Montana	13-0	W	7,500	H
O. 12	California	9-6	W	25,000	A
O. 19	(19) Stanford (10)	14-26	L	23,500	H
O. 26	Oregon	6-6	T	6,500	H
N. 2	Idaho	26-0	W	4,500	A
N. 9	Oregon State	0-21	L	8,000	A
N. 16	UCLA	26-34	L	35,000	A
N. 23	Gonzaga	14-7	W	8,000	A
N. 30	Washington (12)	9-33	L	25,000	A

Coach: Orin E. "Babe" Hollingbery

1941 (6-4-0; 5-3-0)

DATE	OPP	SCORE	W/L	ATT	LOC
S. 26	UCLA	6-7	L	35,000	A
O. 4	California	13-6	W	5,000	H
O. 11	Washington	13-23	L	22,000	H
O. 18	USC	6-7	L	40,000	A
O. 25	Oregon State (18)	7-0	W	10,000	H
N. 1	Oregon	13-0	W	5,000	A
N. 8	Idaho	26-0	W	10,000	H
N. 15	Stanford (6)	14-13	W	45,000	A
N. 22	Gonzaga	59-0	W	7,500	A
D. 6	(19) Texas A&M (9)	0-7	L	26,000	T

Coach: Orin E. "Babe" Hollingbery

1942 (6-2-2; 5-1-1)

DATE	OPP	SCORE	W/L	ATT	LOC
S. 26	Stanford	6-0	W	15,000	A
O. 3	Oregon	7-0	W	8,000	H
O. 10	Montana	68-16	W	10,000	H
O. 17	(10) USC	12-26	L	45,000	A
O. 24	Oregon State	26-13	W	21,786	P
N. 7	Michigan State	25-13	W	13,000	S
N. 14	(14) Idaho	7-0	W	5,000	A
N. 21	(12) Second Air Force	6-6	T	9,000	S
N. 28	(15) Washington	0-0	T	22,000	A
D. 5	(17) Texas A&M	0-21	L	18,000	SA

Coach: Orin E. "Babe" Hollingbery

1943-1944 - No Football, WWII

1945 (6-2-1; 6-2-1)

DATE	OPP	SCORE	W/L	ATT	LOC
S. 29	Idaho	43-12	W	9,000	A
O. 6	Oregon State	33-0	W	9,000	H
O. 13	Washington	0-6	L	38,000	A
O. 20	Oregon	13-26	L	6,500	A
O. 27	Idaho	21-0	W	5,000	H
N. 3	California	7-7	T	40,000	A
N. 10	Oregon	20-13	W	3,000	H
N. 18	Oregon State	13-6	W	8,000	A
N. 24	Washington	7-0	W	15,000	H

Coach: Phil Sarboe

1946 (1-6-1; 1-5-1)

DATE	OPP	SCORE	W/L	ATT	LOC
S. 27	USC	7-13	L	68,282	A
O. 5	Idaho	32-0	W	14,000	H
O. 12	Washington	7-21	L	25,000	H
O. 19	Oregon	0-0	T	18,000	A
O. 26	Oregon State	12-13	L	15,000	H
N. 2	California	14-47	L	30,000	A
N. 16	Stanford	26-27	L	18,000	A
N. 30	Michigan State	20-26	L	19,691	A

Coach: Phil Sarboe

1947 (3-7-0; 2-5-0)

DATE	OPP	SCORE	W/L	ATT	LOC
S. 20	Penn State	6-27	L	20,000	Her
S. 27	USC	0-21	L	48,173	A
O. 4	Idaho	7-0	W	23,500	A
O. 11	Michigan State	7-21	L	18,500	H
O. 18	California (4)	6-21	L	36,000	A
O. 25	Montana	12-13	L	13,000	H
O. 31	Portland	35-0	W	3,950	H
N. 8	Oregon	6-12	L	15,000	H
N. 15	Oregon State	14-13	W	12,400	A
N. 22	Washington	0-20	L	31,500	A

Coach: Phil Sarboe

1948 (4-5-1; 4-3-1)

DATE	OPP	SCORE	W/L	ATT	LOC
S. 18	UCLA	26-48	L	43,399	A
O. 2	Stanford	14-7	W	17,300	H
O. 9	Montana	48-0	W	9,000	A
O. 16	Washington	10-0	W	23,000	H
O. 23	Oregon	7-33	L	20,000	A
O. 30	Idaho	19-14	W	17,000	H
N. 6	Oregon State	26-26	T	12,000	H
N. 13	California (4)	14-44	L	40,000	A
N. 20	Michigan State (12)	0-40	L	36,045	A
N. 27	Penn State (18)	0-7	L	18,000	T

Coach: Phil Sarboe

1949 (3-6-0; 2-6-0)

DATE	OPP	SCORE	W/L	ATT	LOC
S. 17	Utah State	33-0	W	9,500	H
S. 24	Montana	13-7	W	7,000	H
O. 1	USC	7-35	L	36,243	A
O. 8	Oregon	0-21	L	16,000	H
O. 15	Idaho	35-13	W	21,500	A
O. 22	UCLA	20-27	L	21,000	H
O. 29	Oregon State	6-35	L	15,000	A
N. 5	California (4)	14-33	L	40,000	A
N. 19	Washington	21-34	L	35,000	A
Coach: Phil Sarboe					

WASHINGTON STATE FOOTBALL YEAR BY YEAR RESULTS

1954 (4-6-0; 3-4-0)

DATE	OPP	SCORE	W/L	ATT	LOC
S. 17	USC (17)	0-39	L	37,645	A
S. 25	Pacific	18-0	W	12,000	S
O. 2	Texas (12)	14-40	L	27,000	A
O. 9	Oregon State	34-6	W	15,000	H
O. 16	California	7-17	L	27,000	A
O. 23	Idaho	0-10	L	17,000	H
O. 30	Stanford	30-26	W	13,000	A
N. 6	Michigan State	6-54	L	45,849	A
N. 13	Oregon	14-26	L	16,000	A
N. 20	Washington	26-7	W	18,000	H

Coach: Al Kircher

1955 (1-7-2; 1-5-1)

DATE	OPP	SCORE	W/L	ATT	LOC
S. 17	USC (13)	12-50	L	35,051	A
S. 24	Kansas	0-13	L	19,000	A
O. 1	UCLA (7)	0-55	L	20,000	H
O. 8	California	20-20	T	33,000	A
O. 15	Idaho	9-0	W	13,000	A
O. 22	Oregon State	6-14	L	17,000	A
O. 29	Pacific	0-30	L	12,000	A
N. 5	Oregon	0-35	L	9,000	H
N. 12	San Jose State	13-13	T	1,600	H
N. 19	Washington	7-27	L	30,000	A

Coach: Al Kircher

1956 (3-6-1; 2-5-1)

DATE	OPP	SCORE	W/L	ATT	LOC
S. 22	Stanford (14)	26-40	L	23,500	S
S. 29	San Jose State	33-18	W	9,000	H
O. 6	Idaho	33-19	W	16,300	A
O. 13	UCLA	0-28	L	27,192	A
O. 20	Oregon State	0-21	L	14,500	H
O. 27	Pacific	12-33	L	23,500	A
N. 3	USC (20)	12-28	L	13,000	H
N. 10	Oregon	7-7	T	13,200	A
N. 17	California	14-13	W	32,000	A
N. 24	Washington	26-40	L	20,700	S

Coach: Jim Sutherland

1957 (6-4-0; 5-3-0)

DATE	OPP	SCORE	W/L	ATT	LOC
S. 21	Nebraska	34-12	W	31,000	A
S. 28	California	13-7	W	16,000	H
O. 5	Iowa (8)	13-20	L	47,334	A
O. 12	Stanford	21-18	W	25,000	A
O. 19	Oregon	13-14	L	19,000	H
O. 26	USC	13-12	W	24,902	A
N. 2	Oregon State	25-39	L	20,200	A
N. 9	UCLA	13-19	L	27,000	S
N. 16	Idaho	21-13	W	13,400	H
N. 23	Washington	27-7	W	47,500	A

Coach: Jim Sutherland

1958 (7-3-0; 6-2-0)

DATE	OPP	SCORE	W/L	ATT	LOC
S. 10	Stanford	40-6	W	20,750	H
S. 27	Northwestern	28-29	L	27,500	A
O. 4	California	14-34	L	25,000	A
O. 11	Idaho	8-0	W	15,000	A
O. 18	Oregon (14)	6-0	W	18,500	A
O. 25	USC	6-14	L	22,500	S
N. 1	UCLA	38-20	W	25,090	A
N. 8	Oregon State	7-0	W	17,500	H
N. 15	Pacific	34-0	W	21,500	A
N. 22	Washington	18-14	W	24,250	S

Coach: Jim Sutherland

1959 (6-4-0; PCC Dissolved)

DATE	OPP	SCORE	W/L	ATT	LOC
S. 19	California	6-20	L	24,850	S
S. 26	San Jose State	30-6	W	15,500	A
O. 3	Oregon	6-14	L	16,800	A
O. 10	Pacific	20-12	W	15,500	A
O. 17	Stanford	36-19	W	28,500	A
O. 24	Idaho	27-5	W	19,200	H
O. 31	Oregon State	14-0	W	17,601	A
N. 14	Oregon (14)	6-7	L	15,500	H
N. 21	Washington (14)	0-20	L	56,000	A
N. 26	Houston	32-18	W	6,000	A

Coach: Jim Sutherland

1960 (4-5-1)

DATE	OPP	SCORE	W/L	ATT	LOC
S. 17	Stanford	15-14	W	22,000	S
S. 23	Denver	26-28	L	19,504	A
O. 1	Arizona State	21-24	L	29,600	A
O. 8	California	21-21	T	31,000	A
O. 15	Oregon	12-21	L	18,500	A
O. 22	Pacific	51-12	W	15,500	H
O. 29	San Jose State	29-6	W	19,500	A
N. 5	Oregon State	10-20	L	15,600	H
N. 12	Idaho	18-7	W	8,500	A
N. 29	Washington (6)	7-8	L	28,750	S

Coach: Jim Sutherland

1961 (3-7-0)

DATE	OPP	SCORE	W/L	ATT	LOC
S. 22	Missouri	6-28	L	37,000	A
S. 30	Utah State	14-34	L	13,000	S
O. 7	Texas (5)	8-41	L	40,000	A
O. 14	Idaho	34-0	W	19,432	H
O. 21	Indiana	7-33	L	23,307	A
O. 28	San Jose State	19-21	L	7,700	S
N. 4	Oregon State	6-14	L	13,716	A
N. 11	Oregon	22-21	W	10,200	H
N. 18	Stanford	30-0	W	21,000	A
N. 25	Washington	17-21	L	48,500	A

Coach: Jim Sutherland

1962 (5-4-1; 1-1-0,

AAWU Conference Begins)

DATE	OPP	SCORE	W/L	ATT	LOC
S. 22	San Jose State	49-8	W	15,300	H
S. 29	Wyoming	21-15	W	12,385	A
O. 6	Arizona State	24-24	T	31,015	A
O. 13	Stanford	21-6	W	17,000	S
O. 20	Indiana	21-15	W	15,500	S
O. 27	Pacific	12-13	L	11,050	A
N. 3	Oregon State	12-18	L	16,500	H
N. 10	Oregon	10-28	L	19,400	A
N. 17	Idaho	22-14	W	11,500	A
N. 24	Washington	21-26	L	35,700	S

Coach: Jim Sutherland

1963 (3-6-1; 1-1-0)

DATE	OPP	SCORE	W/L	ATT	LOC
S. 21	Texas Tech	7-16	L	31,500	A
S. 28	Iowa	14-14	T	52,600	A
O. 5	Arizona	7-2	W	18,200	S
O. 12	San Jose State	8-13	L	19,500	H
O. 19	Oregon State	6-30	L	17,810	A
O. 26	Army	0-23	L	31,200	A
N. 2	Idaho	14-10	W	18,500	H
N. 9	Oregon	7-21	L	13,000	H
N. 16	Stanford	32-15	W	27,500	A
N. 30	Washington	0-16	L	56,000	A

Coach: Jim Sutherland

1964 (3-6-1; 1-2-1)

DATE	OPP	SCORE	W/L	ATT	LOC
S. 9	Stanford	29-23	W	19,000	S
S. 26	Wyoming	7-28	L	17,500	H
O. 3	Arizona	12-28	L	29,400	A
O. 10	Pacific	50-0	W	13,000	H
O. 17	San Jose State	16-14	W	13,000	A
O. 24	Idaho	13-28	L	17,778	A
O. 31	Oregon State	7-24	L	16,000	H
N. 7	Oregon	21-21	T	19,000	A
N. 14	Texas Tech	10-28	L	25,500	A
N. 21	Washington	0-14	L	36,000	S

Coach: Bert Clark

1965 (7-3-0; 2-1-0)

DATE	OPP	SCORE	W/L	ATT	LOC
S. 18	Iowa	7-0	W	53,000	A
S. 25	Minnesota	14-13	W	46,917	A
O. 2	Idaho	13-17	L	22,600	H
O. 9	Villanova	24-14	W	13,732	S
O. 16	Arizona	21-3	W	16,500	S
O. 23	Indiana	8-7	W	32,061	A
O. 30	Oregon State	10-8	W	20,079	A
N. 6	Oregon	27-7	W	20,000	H
N. 13	Arizona State	6-7	L	32,872	A
N. 30	Washington	9-27	L	56,800	A

Coach: Bert Clark

1966 (3-7-0; 1-3-0)

DATE	OPP	SCORE	W/L	ATT	LOC
S. 17	California	6-21	L	23,300	S
S. 23	Houston	7-21	L	36,104	A
O. 1	Baylor	14-20	L	18,500	S
O. 9	Arizona State	24-15	W	18,700	H
O. 15	Utah	15-26	L	20,051	A
O. 22	Idaho	14-7	W	14,500	A
O. 29	Oregon State	13-41	L	18,500	H
N. 5	Oregon	14-13	W	17,500	A
N. 12	Arizona	18-28	L	23,000	A
N. 19	Washington	7-19	L	33,500	S

Coach: Bert Clark

1967 (2-8-0; 1-5-0)

DATE	OPP	SCORE	W/L	ATT	LOC
S. 15	USC (7)	0-49	L	44,364	A
S. 23	Oklahoma	0-21	L	51,700	A
S. 30	UCLA (4)	23-51	L	24,200	S
O. 7	Baylor	7-10	L	20,000	A
O. 14	Stanford	10-31	L	26,000	A
O. 21	Arizona State	20-31	L	16,500	S
O. 28	Oregon State	7-35	L	18,115	A
N. 4	Oregon	13-17	L	19,000	H
N. 11	Idaho	52-14	W	15,100	H
N. 18	Washington	9-7	W	47,500	A

Coach: Bert Clark

1968 (3-6-1; 1-3-1; Pacific-8 Conference)

DATE	OPP	SCORE	W/L	ATT	LOC
S. 21	Idaho	14-7	W	23,612	S
S. 28	UCLA (8)	21-31	L	41,759	A
O. 5	Utah	14-17	L	16,503	H
O. 12	Arizona State	14-41	L	36,226	A
O. 19	Stanford (14)	21-21	T	15,700	S
O. 26	Oregon State	8-16	L	20,781	H
N. 2	Arizona	14-28	L	31,400	A
N. 9	Oregon	13-27	L	23,000	A
N. 16	San Jose State	46-0	W	8,450	A
N. 23	Washington	24-0	W	31,986	S

Coach: Jim Sweeney

1969 (1-9-0; 0-7-0)

DATE	OPP	SCORE	W/L	ATT	LOC
S. 20	Illinois	19-18	W	40,345	A
S. 27	Iowa	35-61	L	43,321	A
O. 4	Oregon	24-25	L	21,092	H
O. 11	UCLA (11)	14-46	L	22,100	S
O. 18	Stanford (18)	0-49	L	31,000	A
O. 25	California	0-17	L	16,700	S
N. 1	Pacific	20-27	L	16,000	H
N. 8	USC (6)	7-28	L	47,158	A
N. 15	Oregon State	3-38	L	23,679	A
N. 22	Washington	21-30	L	54,500	A

Coach: Jim Sweeney

1970 (1-10-0; 0-7-0)

DATE	OPP	SCORE	W/L	ATT	LOC
S. 12	Kansas	31-48	L	34,000	A
S. 19	Idaho	44-16	W	27,200	S
S. 26	Michigan State	14-28	L	64,053	A
O. 3	Oregon	13-28	L	21,800	A
O. 10	Arizona State (14)	30-37	L	46,098	A
O. 17	Stanford (9)	16-63	L	30,400	S
O. 24	California	0-45	L	26,103	A
O. 30	UCLA (19)	9-54	L	30,029	A
N. 7	USC	33-70	L	14,500	S
N. 14	Oregon State	16-28	L	16,300	S
N. 21	Washington	25-43	L	33,200	S

Coach: Jim Sweeney

1971 (4-7-0; 2-5-0)

DATE	OPP	SCORE	W/L	ATT	LOC
S. 11	Kansas	0-34	L	37,750	A
S. 18	Arizona	28-39	L	13,500	S
S. 25	Minnesota	31-20	W	32,020	A
O. 2	Utah	34-12	W	15,008	A
O. 9	UCLA	21-34	L	30,500	S
O. 16	California	23-24	L	12,600	S
O. 23	Stanford (10)	24-23	W	52,250	A
O. 30	Oregon	31-21	W	25,400	S
N. 6	USC (17)	20-30	L	57,432	A
N. 13	Oregon State	14-21	L	20,385	A

1978 (4-6-1; 2-6-0; Pacific-10 Conference)

DATE	OPP	SCORE	W/L	ATT	LOC
S. 9	UNLV	34-7	W	26,250	S
S. 16	Idaho	28-0	W	16,950	H
S. 23	Arizona State	51-26	W	33,507	S
S. 30	Army	21-21	T	31,612	A
O. 14	UCLA (14)	31-45	L	40,023	A
O. 21	Stanford	27-43	L	27,411	H
O. 28	Oregon	7-31*	W	25,000	A
N. 4	Oregon State	31-32	L	20,061	H
N. 11	California	14-22	L	28,750	A
N. 18	Arizona	24-31	L	49,557	A
N. 25	Washington	8-38	L	35,187	S

* = Game later forfeited to WSU by order of Pac-10 Conference
Coach: Jim Walden

1979 (5-6-0; 4-4-0)

DATE	OPP	SCORE	W/L	ATT	LOC
S. 8	Arizona	7-22	L	26,753	S
S. 15	Montana	34-14	W	20,157	S
S. 22	Ohio State (16)	29-45	L	87,495	A
S. 29	Syracuse	25-52	L	10,004	B
O. 6	USC (1)	21-51	L	55,117	A
O. 13	UCLA	17-14	W	32,651	H
O. 20	Arizona State	17-28*	W	70,729	A
O. 27	Oregon	26-37*	W	18,650	A
N. 3	Oregon State	45-42	W	21,500	A
N. 10	California	13-45	L	22,055	H
N. 17	Washington (16)	7-17	L	57,750	A

* = Game later forfeited to WSU by order of Pacific-10 Conference
Coach: Jim Walden

1980 (4-7-0; 3-4-0)

DATE	OPP	SCORE	W/L	ATT	LOC
S. 13	San Jose State	26-31	L	18,153	S
S. 20	Tennessee	23-35	L	93,520	A
S. 27	Army	31-18	W	24,213	H
O. 4	Pacific	22-24	L	18,123	H
O. 11	Arizona State	21-27	L	64,333	A
O. 18	Arizona	38-14	W	47,132	A
O. 25	Stanford	34-48	L	30,371	H
N. 1	Oregon	10-20	L	30,083	A
N. 8	Oregon State	28-7	W	15,651	H
N. 15	California	31-17	W	30,000	A
N. 22	Washington (16)	23-30	L	34,557	S

Coach: Jim Walden

1981 (8-3-1; 5-2-1)

DATE	OPP	SCORE	W/L	ATT	LOC
S. 12	Montana State	33-21	W	23,721	S
S. 19	Colorado	14-10	W	35,277	A
S. 26	Arizona State (18)	24-21	W	24,481	H
O. 3	Pacific	31-0	W	17,923	H
O. 10	Oregon State	23-0	W	32,500	A
O. 17	(18) UCLA	17-17	T	40,000	H
O. 24	(16) Arizona	34-19	W	50,265	A
O. 31	(14) USC (4)	17-41	L	60,972	A
N. 7	Oregon	39-7	W	33,500	H
N. 14	(17) California	19-0	W	31,000	S
N. 21	(14) Washington (17)	10-23	L	60,234	A
D. 18	(20) BYU (14)*	36-38	L	52,419	SD

*Holiday Bowl

Coach: Jim Walden

1982 (3-7-1; 2-4-1)

DATE	OPP	SCORE	W/L	ATT	LOC
S. 11	Idaho	34-14	W	25,321	S
S. 18	Colorado	0-12	L	30,923	S
S. 25	Minnesota	11-41	L	50,653	A
O. 2	Tennessee	3-10	L	91,744	A
O. 9	Oregon State	14-14	T	22,937	H
O. 16	UCLA (12)	17-42	L	41,732	Pa
O. 23	Stanford	26-31	L	26,806	H
O. 30	Arizona	17-34	L	27,412	H
N. 6	Oregon	10-3	W	20,178	A
N. 13	California	14-34	L	34,060	A
N. 20	Washington (5)	24-20	W	40,000	H

Coach: Jim Walden

1983 (7-4-0; 5-3-0)

DATE	OPP	SCORE	W/L	ATT	LOC
S. 3	Montana State	27-7	W	21,750	S
S. 10	Michigan (6)	17-20	L	103,256	A
S. 17	Arizona (7)	6-45	L	25,000	H
S. 24	UNLV	41-28	W	16,500	S
O. 8	USC	17-38	L	43,106	A
O. 15	UCLA	14-24	L	30,000	H
O. 22	Arizona State (13)	31-21	W	67,516	A
O. 29	Oregon	24-7	W	29,500	H
N. 5	Oregon State	27-9	W	32,500	A
N. 12	California	16-6	W	15,000	H
N. 19	Washington (15)	17-6	W	59,220	A

Coach: Jim Walden

1984 (6-5-0; 4-3-0)

DATE	OPP	SCORE	W/L	ATT	LOC
S. 1	Tennessee	27-34	L	93,727	A
S. 8	Utah	42-40	W	21,000	H
S. 15	Ohio State (9)	0-44	L	89,297	A
S. 22	Ball State	16-14	W	16,000	H
O. 6	USC	27-29	L	33,000	H
O. 13	UCLA	24-27	L	40,122	A
O. 20	Stanford	49-42	W	33,000	A
O. 27	Oregon	50-41	W	24,874	A
N. 3	Oregon State	20-3	W	26,000	H
N. 10	California	33-7	W	20,250	A
N. 17	Washington (8)	29-38	L	40,000	H

Coach: Jim Walden

1985 (4-7-0; 3-5-0)

DATE	OPP	SCORE	W/L	ATT	LOC
A. 31	Oregon	39-42	L	25,900	H
S. 7	California	20-19	W	30,135	H
S. 14	Arizona	7-12	L	46,437	A
S. 21	Utah	37-44	L	28,576	A
S. 28	Ohio State (5)	32-48	L	89,954	A
O. 12	Oregon State	34-0	W	27,236	A
O. 19	UCLA (18)	30-31	L	32,302	H
O. 26	Arizona State	16-21	L	14,875	H
N. 2	USC	13-31	L	46,954	A
N. 16	Montana State	64-14	W	15,000	H
N. 23	Washington	21-20	W	60,197	A

Coach: Jim Walden

1986 (3-7-1; 2-6-1)

DATE	OPP	SCORE	W/L	ATT	LOC
S. 6	UNLV	34-14	W	17,000	H
S. 13	San Jose State	13-20	L	15,000	H
S. 20	California	21-31	L	41,500	A
S. 27	Arizona State (11)	21-21	T	70,543	A
O. 4	Oregon State	24-14	W	25,200	H
O. 11	USC (9)	34-14	W	26,000	H
O. 25	UCLA (17)	16-54	L	46,189	A
N. 1	Stanford	12-42	L	35,000	A
N. 8	Arizona (17)	6-31	L	17,000	H
N. 15	Oregon	17-27	L	25,137	A
N. 22	Washington (12)	23-44	L	40,000	H

Coach: Jim Walden

1987 (3-7-1; 1-5-1)

DATE	OPP	SCORE	W/L	ATT	LOC
S. 5	Fresno State	41-24	W	22,971	H
S. 12	Wyoming	43-28	W	24,151	H
S. 19	Michigan (19)	18-44	L	103,521	A
S. 26	Colorado	17-26	L	43,527	A
O. 10	Stanford	7-44	L	31,538	H
O. 17	Arizona State	7-38	L	70,341	A
O. 24	Arizona	45-28	W	22,269	H
O. 31	USC	7-42	L	24,834	A
N. 14	Oregon	17-31	L	14,089	H
N. 21	Washington	19-34	L	74,038	A
N. 29	Cal (Coca Cola Bowl)	17-17	T	54,000	J

Coach: Dennis Erickson

1988 (9-3-0; 5-3-0)

DATE	OPP	SCORE	W/L	ATT	LOC
S. 3	Illinois	44-7	W	54,458	A
S. 10	Minnesota	41-9	W	40,071	A
S. 17	Oregon	28-43	L	30,263	H
O. 1	Tennessee	52-24	W	92,276	A
O. 8	(19) California	44-13	W	27,077	H
O. 15	Arizona	28-45	L	48,287	A
O. 22	Arizona State	28-31	L	33,170	H
O. 29	UCLA (1)	34-30	W	51,970	A
N. 5	Stanford	24-21	W	36,500	A
N. 12	Oregon State	36-27	W	19,702	H
N. 19	(19) Washington	32-31	W	40,000	H
D. 25	(18) Houston (14)*	24-22	W	35,132	Hon

*Aloha Bowl

Coach: Dennis Erickson

1989 (6-5-0; 3-5-0)

DATE	OPP	SCORE	W/L	ATT	LOC
S. 2	Idaho	41-7	W	33,914	H
S. 7	Brigham Young (24)	46-41	W	64,310	A
S. 16	(23) Oregon State	41-3	W	26,883	H
S. 23	Wyoming	29-23	W	20,041	A
S. 30	(19) USC (11)	17-18	L	38,434	H
O. 7	(21) Oregon (23)	51-38	W	44,963	A
O. 14	(17) Stanford	31-13	W	24,617	H
O. 21	(15) Arizona (22)	21-23	L	36,090	H
O. 28	(23) Arizona State	39-44	L	62,416	A
N. 11	California	26-38	L	33,000	A
N. 18	Washington	9-20	L	73,527	A

Coach: Mike Price

1990 (3-8-0; 2-6-0)

DATE	OPP	SCORE	W/L	ATT	LOC
S. 1	Texas Christian	21-3	W	25,198	A
S. 8	Wyoming	13-34	L	30,484	H
S. 15	Brigham Young (5)	36-50	L	65,838	A
S. 22	California	41-31	W	32,229	H
S. 29	UCLA	20-30	L	34,190	H
O. 6	USC (15)	17-30	L	59,357	A
O. 20	Oregon State	55-24	W	27,245	A
O. 27	Arizona (23)	34-42	L	55,520	A
N. 3	Stanford	13-31	L	30,000	A
N. 10	Arizona State	26-51	L	20,070	H
N. 17	Washington (10)	10-55	L	37,600	H

Coach: Mike Price

1991 (4-7-0; 3-5-0)

DATE	OPP	SCORE	W/L	ATT	LOC
S. 7	Oregon	14-40	L	42,995	A
S. 14	Fresno State	30-34	L	20,647	H
S. 21	Ohio State (16)	19-33	L	92,687	A
S. 28	UNLV	40-13	W	20,628	A
O. 5	Oregon State	55-7	W	25,100	H
O. 12	USC	27-34	L	23,997	H
O. 19	Arizona State (25)	17-3	W	48,682	A
N. 2	UCLA (23)	3-44	L	43,592	A
N. 9	Arizona	40-27	W	21,520	H
N. 16	Stanford (22)	14-49	L	18,238	H
N. 23	Washington (2)	21-56	L	72,581	A

Coach: Mike Price

1992 (9-3-0; 5-3-0)

DATE	OPP	SCORE	W/L	ATT	LOC
S. 5	Montana	25-13	W	21,068	H
S. 12	Arizona	23-20	W	39,112	A
S. 26	Fresno State	39-37	W	38,077	A
O. 3	Temple	51-10	W	21,861	H
O. 10	Oregon State	35-10	W	30,459	A
O. 17	(22) UCLA	30-17	W	32,208	H
O. 24	(13) USC (15)	21-31	L	54,038	A
O. 31	(19) Oregon	17-34	L	25,450	H
N. 7	(25) Arizona State	20-18	W	15,441	H
N. 14	(21) Stanford (15)	3-40	L	52,018	A
N. 21	Washington (5)	42-23	W	37,600	H
D. 29	(18) Utah*	31-28	W	40,867	Tuc

*Copper Bowl

Coach: Mike Price

1993 (5-6-0; 3-5-0)

DATE	OPP	SCORE	W/L	ATT	LOC
S. 4	Michigan (3)	14-41	L	105,512	A
S. 11	Montana State	54-14	W	19,068	H
S. 18	Oregon State	51-6	W	24,682	H
S. 25	USC	3-34	L	48,471	A
O. 2	Pacific	12-0	W	14,616	A
O. 9	Arizona State	44-25	W	27,077	H
O. 16	California (21)	34-7	W	30,117	H
O. 23	(25) Arizona (7)	6-9	L	46,675	A
O. 30	Oregon	23-46	L	35,846	A
N. 6	UCLA (12)	27-40	L	34,987	H
N. 20	Washington	3-26	L	72,688	A

Coach: Mike Price

1994 (8-4; 5-3)

DATE	OPP	SCORE	W/L	ATT	LOC
S. 1	Illinois (21)	10-9	W	39,472	H
S. 10	Fresno State	24-3	W	24,107	H
S. 24	(22) UCLA (18)	21-0	W	42,877	A
O. 1	(17) Tennessee	9-10	L	95,556	A
O. 8	(22) Oregon	21-7	W	37,600	H
O. 15	(20) Arizona (14)	7-10	L	37,600	H
O. 22	(23) Arizona State	28-21	W	46,494	A
O. 29	(22) California	26-23	W	34,000	A
N. 5	(16) USC (22)	10-23	L	36,686	H
N. 12	(24) Oregon State	3-21	L	26,438	A
N. 19	Washington (18)	23-6	W	37,600	H

WASHINGTON STATE FOOTBALL YEAR BY YEAR RESULTS

2000 (4-7; 2-6)

DATE	OPP	SCORE	W/L	ATT	LOC
S. 2	Stanford	10-24	L	21,793	H
S. 16	Utah	38-21	W	38,814	A
S. 23	Idaho	34-38	L	31,409	H
S. 30	California	21-17	W	30,500	A
O. 7	Boise State	42-35	W	25,129	H
O. 14	Arizona (22)	47-53 (OT)	L	50,350	A
O. 21	Arizona State	20-23 (OT)	L	25,199	H
O. 28	Oregon State (18)	9-38	L	34,491	A
N. 4	Oregon (7)	24-27 (OT)	L	23,314	H
N. 11	USC	33-27	W	40,565	A
N. 18	Washington (6)	3-51	L	33,010	H

Coach: Mike Price

2001 (10-2; 6-2)

DATE	OPP	SCORE	W/L	ATT	LOC
A. 30	Idaho	36-7	W	31,097	H
S. 8	Boise State	41-20	W	27,697	A
S. 22	California	51-20	W	21,534	H
S. 29	Arizona	48-21	W	42,729	A
O. 6	Oregon State	34-27	W	35,283	H
O. 13	Stanford (23)	45-39	W	40,950	A
O. 18	(19) Montana State	53-28	W	14,325	H
O. 27	(14) Oregon (11)	17-24	L	34,150	H
N. 3	(16) UCLA (9)	20-14	W	33,462	H
N. 10	(11) Arizona State	28-16	W	47,229	A
N. 17	(9) Washington (16)	14-26	L	74,442	A
D. 31	(13) Purdue*	33-27	W	47,812	EP

*Sun Bowl

Coach: Mike Price

2002 (10-3; 7-1)

DATE	OPP	SCORE	W/L	ATT	LOC
A. 31	(12) Nevada	31-7	W	63,588	Se
S. 7	(11) Idaho	49-14	W	30,110	H
S. 14	(10) Ohio State (6)	7-25	L	104,553	A
S. 21	(16) Montana State	45-28	W	23,713	H
S. 28	(16) California	48-38	W	29,297	A
O. 5	(17) USC (18)	30-27 (OT)	W	36,861	H
O. 12	(12) Stanford	36-11	W	30,750	A
O. 26	(9) Arizona	21-13	W	46,462	A
N. 2	(8) Arizona State (16)	44-22	W	37,444	H
N. 9	(5) Oregon (15)	32-21	W	37,600	H
N. 23	(3) Washington	26-29 (3OT)	L	37,600	H
D. 7	(7) UCLA	48-27	W	56,335	A
J. 1	(7) Oklahoma (8)*	14-34	L	86,848	Pa

*Rose Bowl

Coach: Mike Price

2003 (10-3; 6-2)

DATE	OPP	SCORE	W/L	ATT	LOC
A. 30	Idaho	25-0	W	50,113	Se
S. 6	Notre Dame (19)	26-29 (OT)	L	80,795	A
S. 13	Colorado (17)	47-26	W	48,146	A
S. 20	(24) New Mexico	23-13	W	32,344	H
S. 27	(21) Oregon (10)	55-16	W	57,473	A
O. 4	(14) Arizona	30-7	W	34,923	H
O. 18	(6) Stanford	24-14	W	48,526	A
O. 25	(6) Oregon State	36-30	W	35,117	H
N. 1	(6) USC (3)	16-43	L	82,478	A
N. 8	(12) UCLA	31-13	W	33,846	H
N. 15	(8) Arizona State	34-19	W	30,423	H
N. 22	(8) Washington	19-27	L	74,549	A
D. 30	(15) Texas (5)*	28-20	W	61,102	SD

*Holiday Bowl

Coach: Bill Doba

2004 (5-6; 3-5)

DATE	OPP	SCORE	W/L	ATT	LOC
S. 3	New Mexico	21-17	W	34,860	A
S. 11	Colorado	12-20	L	56,188	Se
S. 18	Idaho	49-8	W	34,858	H
S. 25	Arizona	20-19	W	43,579	A
O. 9	Oregon	38-41	L	35,117	H
O. 16	Stanford	17-23	L	34,963	H
O. 23	Oregon State	19-38	L	36,265	A
O. 30	USC (1)	12-42	L	35,117	H
N. 6	UCLA	31-29	W	62,251	A
N. 13	Arizona State (20)	28-45	L	60,319	A
N. 20	Washington	28-25	W	34,334	H

Coach: Bill Doba

2005 (4-7; 1-7)

DATE	OPP	SCORE	W/L	ATT	LOC
S. 1	Idaho	38-26	W	28,339	H
S. 9	Nevada	55-21	W	17,552	A
S. 17	Grambling State	48-7	W	51,486	Se
O. 1	Oregon State	33-44	L	42,908	A
O. 8	Stanford	21-24	L	33,442	H
O. 15	UCLA (12)	41-44 (OT)	L	35,117	H
O. 22	California (25)	38-42	L	52,569	A
O. 29	USC (1)	13-55	L	92,021	A
N. 5	Arizona State	24-27	L	31,054	H
N. 12	Oregon (11)	31-34	L	27,595	H
N. 19	Washington	26-22	W	70,713	A

Coach: Bill Doba

2006 (6-6; 4-5)

DATE	OPP	SCORE	W/L	ATT	LOC
S. 2	Auburn (4)	14-40	L	87,451	A
S. 9	Idaho	56-10	W	29,431	H
S. 16	Baylor	17-15	W	41,358	Se
S. 23	Stanford	36-10	W	37,498	A
S. 30	USC (3)	22-28	L	35,117	H
O. 7	Oregon State	13-6	W	42,951	A
O. 14	California (10)	3-21	L	31,441	H
O. 21	Oregon (16)	34-23	W	35,117	H
O. 28	UCLA	37-15	W	53,058	A
N. 4	(25) Arizona	17-27	L	35,117	H
N. 11	Arizona State	17-47	L	53,289	A
N. 18	Washington	32-35	L	35,117	H

Coach: Bill Doba

2007 (5-7; 3-6)

DATE	OPP	SCORE	W/L	ATT	LOC
S. 1	Wisconsin (7)	21-42	L	81,547	A
S. 8	San Diego State	45-17	W	46,290	Se
S. 15	Idaho	45-28	W	32,064	H
S. 22	USC (1)	14-47	L	86,876	A
S. 29	Arizona	20-48	L	50,945	A
O. 6	Arizona State (18)	20-23	L	35,117	H
O. 13	Oregon (9)	7-53	L	58,749	A
O. 27	UCLA	27-7	W	31,027	H
N. 3	California	17-20	L	55,711	A
N. 10	Stanford	33-17	W	31,110	H
N. 17	Oregon State	17-52	L	22,660	H
N. 24	Washington	42-35	W	72,888	A

Coach: Bill Doba

2008 (2-11; 1-8)

DATE	OPP	SCORE	W/L	ATT	LOC
A. 30	Oklahoma State	13-39	L	50,830	Se
S. 6	California	3-66	L	27,906	H
S. 12	Baylor	17-45	L	25,595	A
S. 20	Portland State	48-9	W	23,920	H
S. 27	Oregon (22)	14-63	L	30,927	H
O. 4	UCLA	3-28	L	65,469	A
O. 11	Oregon State	13-66	L	45,289	A
O. 18	USC (4)	0-69	L	25,118	H
N. 1	Stanford	0-58	L	26,662	A
N. 8	Arizona	28-59	L	24,118	H
N. 15	Arizona State	0-31	L	61,490	A
N. 22	Washington	16-13 (2OT)	W	32,211	H
N. 29	Hawaii	10-24	L	42,312	A

Coach: Paul Wulff

2009 (1-11; 0-9)

DATE	OPP	SCORE	W/L	ATT	LOC
S. 5	Stanford	13-39	L	22,386	H
S. 12	Hawaii	20-38	L	42,912	Se
S. 19	SMU	33-30 (OT)	W	22,319	H
S. 26	USC (12)	6-27	L	75,216	A
O. 3	Oregon (16)	6-52	L	57,378	A
O. 10	Arizona State	14-27	L	26,010	H
O. 24	California	17-49	L	54,738	A
O. 31	Notre Dame (25)	14-40	L	53,407	SA
N. 7	Arizona (21)	7-48	L	50,242	A
N. 14	UCLA	7-43	L	25,661	H
N. 21	Oregon State (20)	10-42	L	16,167	H
N. 28	Washington	0-30	L	68,697	A

Coach: Paul Wulff

2010 (2-10; 1-8)

DATE	OPP	SCORE	W/L	ATT	LOC
S. 4	Oklahoma State	17-65	L	48,962	A
S. 11	Montana State	23-22	W	26,356	H
S. 18	SMU	21-35	L	18,184	A
S. 25	USC (20)	16-50	L	24,310	H
O. 2	UCLA	28-42	L	62,072	A
O. 9	Oregon (3)	23-43	L	24,768	H
O. 15	Arizona (17)	7-24	L	23,955	H
O. 23	Stanford (12)	28-38	L	36,679	A
O. 30	Arizona State	0-42	L	44,903	A
N. 6	California	13-20	L	17,648	H
N. 13	Oregon State	31-14	W	45,389	A
D. 4	Washington	28-35	L	30,157	H

Coach: Paul Wulff

2011 (4-8; 2-7)

DATE	OPP	SCORE	W/L	ATT	LOC
S. 3	Idaho State	64-21	W	22,034	H
S. 10	UNLV	59-7	W	27,018	H
S. 17	San Diego State	24-42	L	57,286	A
O. 1	Colorado	31-27	W	51,928	A
O. 8	UCLA	25-28	L	64,217	A
O. 15	Stanford (7)	14-44	L	30,843	H
O. 22	Oregon State	21-44	L	49,219	Se
O. 29	Oregon (7)	28-43	L	59,126	A
N. 5	California	7-30	L	35,506	A
N. 12	Arizona State	37-27	W	27,213	H
N. 19	Utah	27-30 (OT)	L	26,419	H
N. 26	Washington	21-38	L	64,559	A

Coach: Paul Wulff

2012 (3-9; 1-8)

DATE	OPP	SCORE	W/L	ATT	LOC
S. 1	BYU	6-30	L	57,045	A
S. 8	Eastern Wash.	24-20	W	33,548	H
S. 15	UNLV	35-27	W	17,015	A
S. 22	Colorado	34-35	L	31,668	H
S. 29	Oregon (2)	26-51	L	60,929	Se
O. 6	Oregon State (14)	6-19	L	46,579	A
O. 13	California	17-31	L	27,339	H
O. 27	Stanford (19)	17-24	L	41,496	A
N. 3	Utah	6-49	L	45,069	A
N. 10	UCLA (17)	36-44	L	28,110	H
N. 17	Arizona State	7-46	L	53,438	A
N. 23	Washington	31-28 (OT)	W	30,544	H

Coach: Mike Leach

2013 (6-7; 4-5)

DATE	OPP	SCORE	W/L	ATT	LOC
A. 31	Auburn	24-31	L	85,095	A
S. 7	USC (25)	10-7	W	77,823	A
S. 14	Southern Utah	48-10	W	31,127	H
S. 21	Idaho	42-0	W	31,521	H
S. 28	Stanford (5)	17-55	L	40,095	Se
O. 5	California	44-22	W	44,682	A
O. 12	Oregon State	24-52	L	31,955	H
O. 19	Oregon (2)	38-62	L	56,949	A
O. 31	Arizona St. (25)	21-55	L	20,617	H
N. 16	Arizona	24-17	W	42,080	A
N. 23	Utah	49-37	W	23,112	H
N. 29	Washington	17-27	L	71,753	A
D. 21	Colorado St.*	45-48	L	27,104	Abq

*New Mexico Bowl

Coach: Mike Leach

2014 (3-9; 2-7)

DATE	OPP	SCORE	W/L	ATT	LOC
A. 28	Rutgers	38-41	L	30,927	Se
S. 5	Nevada	13-24	L	26,023	A
S. 13	Portland State	59-21	W	30,874	H
S. 20	Oregon (2)	31-38	L	32,952	H
S. 27	Utah	28-27	W	45,859	A
O. 4	California	59-60	L	30,020	H
O. 10	Stanford (25)	17-34	L	44,135	A
O. 25	Arizona (15)	37-59	L	32,952	H
N. 1	USC	17-44	L	25,012	H
N. 8	Oregon State	39-32	W	44,377	A
N. 22	Arizona State (13)	31-52	L	51,428	A
N. 29	Washington	13-31	L	32,952	H

2020 (1-3, 1-3)

DATE	OPP	SCORE	W/L	ATT	LOC
N. 7	Oregon State	38-28	W	0	A
N. 14	Oregon (11)	29-43	L	0	H
D. 6	USC (20)	13-38	L	1	A
D. 19	Utah	28-45	L	0	A

Coach: Nick Rolovich

2021 (7-6, 6-3)

DATE	OPP	SCORE	W/L	ATT	LOC
S. 4	Utah State	23-26	L	24,944	H
S. 11	Portland State	44-24	W	22,651	H
S. 18	USC	14-45	L	24,714	H
S. 25	Utah	13-24	L	51,483	A
O. 2	California	21-6	W	40,286	A
O. 9	Oregon State	31-24	W	24,157	H
O. 16	Stanford	34-31	W	26,171	H
O. 23	BYU	19-21	L	22,541	H
O. 30	at Arizona State	34-21	W	46,136	A
N. 13	Oregon (3)	24-38	L	52,327	A
N. 19	Arizona	44-18	W	17,344	H
N. 26	Washington	40-13	W	68,077	A
D. 31	Central Michigan*	21-24	L	34,540	EP

* Sun Bowl

Coach: Nick Rolovich/Jake Dickert (Final 6 games)

2022 (7-6, 4-5)

DATE	OPP	SCORE	W/L	ATT	LOC
S. 3	Idaho	24-17	W	25,233	H
S. 10	(19) Wisconsin	17-14	W	74,001	A
S. 17	Colorado State	38-7	W	23,611	H
S. 24	(15) Oregon	41-44	L	33,058	H
O. 1	California	28-9	W	23,021	H
O. 8	(6) USC	14-30	L	63,204	A
O. 15	Oregon State	10-24	L	28,735	A
O. 27	(14) Utah	17-21	L	21,180	H
N. 5	Stanford	52-14	W	26,515	A
N. 12	Arizona State	28-18	W	24,039	H
N. 19	Arizona	31-20	W	40,717	A
N. 26	Washington	33-51	L	33,152	H
D. 17	Fresno State*	6-29	L	32,405	LA

* Jimmy Kimmel LA Bowl

Coach: Jake Dickert

2023 (5-7, 2-7)

DATE	OPP	SCORE	W/L	ATT	LOC
S. 2	at Colorado State	50-24	W	31,497	A
S. 9	(19) Wisconsin	31-22	W	33,024	H
S. 16	Northern Colorado (23)	64-24	W	23,594	H
S. 23	(14) Oregon State (21)	38-35	W	33,111	H
O. 7	at UCLA (13)	17-25	L	35,437	A
O. 14	Arizona (19)	6-44	L	26,155	H
O. 21	(9) at Oregon	24-38	L	58,886	A
O. 28	at Arizona State	27-38	L	47,284	A
N. 4	Stanford	7-10	L	24,385	H
N. 11	at California	39-42	L	38,155	A
N. 17	Colorado	56-14	W	27,869	H
N. 25	(4) at Washington	21-24	L	71,312	A

Coach: Jake Dickert

FIRST-LAST GAME	SCHOOL	WSU WON	WSU LOST	WSU TIED	WSU POINTS	POINTS AGAINST	PERCENT WSU WINS
2019-2019	Air Force Academy	0	1	0	21	31	.000
1930-1930	Alabama, University of (Rose Bowl)	0	1	0	0	24	.000
1963-2023	Arizona, University of	19	28	0	1185	1321	.404
1960-2023	Arizona State University	17	28	2	1133	1381	.382
1963-1980	Army	1	1	1	52	62	.500
2006-2013	Auburn	0	2	0	38	71	.000
1984-1984	Ball State	1	0	0	16	14	1.000
1952-2008	Baylor University	2	4	0	62	124	.333
1906-1907	Blair Business College	2	0	0	97	0	1.000
1908-1913	Bremerton Navy	2	0	0	70	12	1.000
1981-2021	Brigham Young	1	4	0	143	180	.200
1997-2017	Boise State	5	1	0	249	152	.833
1915-1915	Brown University (Rose Bowl)	1	0	0	14	0	1.000
1919-2023	California, University of	30	49	5	1591	2050	.387
2021-2021	Central Michigan	0	1	0	21	24	.000
1926-1932	College of Idaho	7	0	0	315	12	1.000
1981-2023	Colorado, University of	8	6	0	381	255	.571
2013-2023	Colorado State University	2	1	0	133	79	.667
1896-1896	Company C-NGW	1	0	0	24	0	1.000
1909-1960	Denver, University of	0	2	0	32	39	.000
1934-1934	Detroit, University of	0	1	0	0	6	.000
1907-2018	Eastern Washington State College	4	1	0	244	89	.800
1987-2022	Fresno State	3	2	0	140	127	.600
1911-1941	Gonzaga University	18	5	3	497	120	.750
2005-2005	Grambling State University	1	0	0	48	7	1.000
1925-2009	Hawaii, University of	2	3	0	91	103	.400
1925-1925	Honolulu All-Stars	1	0	0	24	7	1.000
1929-1929	Honolulu Townies	1	0	0	12	0	1.000
1959-2019	Houston, University of	3	1	0	94	85	.750
1894-2022	Idaho, University of	73	17	3	2039	751	.801
2011-2011	Idaho State University	1	0	0	64	21	1.000
1969-1998	Illinois, University of (Urbana-Champaign)	5	2	0	168	114	.714
1961-1965	Indiana University (Bloomington)	2	1	0	36	55	.667
1953-1969	Iowa, University of	1	3	1	81	149	.300
2018-2018	Iowa State University	1	0	0	28	26	1.000
1955-1977	Kansas, University of	2	7	0	110	218	.222
1896-1905	Lewiston	4	1	1	102	18	.750
1997-1998	Louisiana-Lafayette	2	0	0	121	7	1.000
2015-2015	Miami, University of	1	0	0	20	14	1.000
1983-1997	Michigan, University of	0	4	0	65	126	.000
1942-2017	Michigan State University	2	6	0	112	145	.250
1965-1988	Minnesota, University of (Minneapolis)	3	3	0	123	128	.500
1961-1961	Missouri, University of (Columbia)	0	1	0	6	28	.000
1903-1995	Montana, University of	32	2	0	886	178	.941
1905-2017	Montana State University	8	0	0	317	106	1.000
1927-1929	Mount St. Charles	1	0	1	44	6	.750
1910-1919	Multnomah Athletic Club (Portland)	2	1	0	58	7	.667
1920-1995	Nebraska, University of (Lincoln)	3	1	0	95	77	.750
2002-2017	Nevada-Reno	3	1	0	144	59	.750
1978-2012	Nevada-Las Vegas	6	0	0	243	96	1.000
2003-2004	New Mexico	2	0	0	44	30	1.000
2019-2019	New Mexico State	1	0	0	58	7	1.000
2019-2023	Northern Colorado	2	0	0	123	38	1.000
1958-1958	Northwestern University	0	1	0	28	29	.000
2003-2009	Notre Dame	0	2	0	40	69	.000

FIRST-LAST GAME	SCHOOL	WSU WON	WSU LOST	WSU TIED	WSU POINTS	POINTS AGAINST	PERCENT WSU WINS
1952-2002	Ohio State University	0	7	0	97	274	.000
1938-2003	Oklahoma, University of	0	3	0	14	83	.000
1951-2010	Oklahoma State University	2	2	0	66	124	.500
1901-2023	Oregon, University of	42	52	7	1970	2201	.450
1903-2023	Oregon State University	57	48	3	2024	1874	.542
1953-1993	Pacific, University of (Stockton)	8	5	0	308	171	.615
1902-1924	Pacific, University of (Oregon)	2	1	0	89	6	.667
1947-1948	Penn State University	0	2	0	6	34	.000
1995-1995	Pittsburgh	0	1	0	13	17	.000
1947-1947	Portland, University of	1	0	0	35	0	1.000
2008-2021	Portland State University	3	1	0	168	78	.750
1903-1936	Puget Sound, University of	3	0	1	176	6	.875
2001-2001	Purdue	1	0	0	33	27	1.000
2014-2015	Rutgers University	1	1	0	75	75	.500
2007-2011	San Diego State	1	1	0	69	59	.500
1955-2018	San Jose State University	8	4	1	365	166	.654
1951-1951	Santa Clara, University of	1	0	0	34	20	1.000
1942-1942	Second Air Force	0	0	1	6	6	.000
1921-2022	Southern California, University of	10	63	4	1014	2338	.156
2009-2010	Southern Methodist	1	1	0	51	62	.500
1895-1907	Spokane Athletic Club	7	0	0	151	12	1.000
1894-1905	Spokane High School	2	1	0	91	18	.667
1908-1908	Spokane YMCA	1	0	0	33	0	1.000
1907-1907	St. Louis University	1	0	0	11	0	1.000
1934-1935	St. Mary's College (California)	0	1	1	13	16	.000
1936-2023	Stanford University	31	41	1	1576	2098	.432
1979-1979	Syracuse University	0	1	0	25	52	.000
1992-1996	Temple	2	0	0	89	44	1.000
1980-1994	Tennessee	1	4	0	114	113	.200
1954-2003	Texas, University of	1	2	0	50	101	.333
1941-1942	Texas A&M University	0	2	0	0	28	.000
1953-1990	Texas Christian University	1	1	0	28	24	.500
1963-1964	Texas Tech University	0	2	0	17	44	.000
1931-1931	Tulane University	0	1	0	14	28	.000
1928-2023	UCLA	20	42	1	1253	1712	.325
1966-2022	Utah, University of	9	11	0	515	593	.450
1949-1921	Utah State University	2	2	0	116	66	.500
1930-1965	Villanova University	2	0	0	37	14	1.000
1900-1900	Walla Walla Athletic Club	1	0	0	5	0	1.000
1900-2023	Washington, University of	33	76	6	1680	2597	.313
1897-1929	Whitman College	18	3	1	366	104	.841
1905-1935	Willamette University	2	1	0	66	11	.667
1976-2023	Wisconsin	2	2	0	95	113	.500
1962-2018	Wyoming, University of	5	2	0	185	161	.714
1909-1909	Whitworth of Tacoma	1	0	0	38	0	1.000
1917-1917	362nd Infantry	0	0	1	0	0	.000

WSU-BOISE STATE

WSU Wins: 5 • BSU Wins: 1 • Ties: 0

DATE	LOC	ATT	WSU-BSU	W/L
9-27-97	H	34,131	58-0	W
9-12-98	A	26,189	33-21	W
10-7-00	H	25,129	42-35	W
9-8-01	A	27,697	41-20	W
9-10-16	A	36,163	28-31	L
9-9-17	H	32,631	47-44 (3ot)	W

WSU-FRESNO STATE

WSU Wins: 3 • FSU Wins: 2 • Ties: 0

DATE	LOC	ATT	WSU-FSU	W/L
9-5-87	H	22,971	41-24	W
9-14-91	H	20,647	30-34	L
9-26-92	A	38,077	39-37	W
9-10-94	H	24,107	24-3	W
12-17-22*	LA	32,405	6-29	L

*2022 Jimmy Kimmel LA Bowl

WSU-HAWAII

WSU Wins: 2 • Hawai'i Wins: 3 • Ties: 0

DATE	LOC	ATT	WSU-HAW	W/L
1-1-26	A	12,000	11-20	L
1-1-30	A	12,000	28-7	W
11-27-99	A	45,382	22-14	W
11-29-08	A	42,312	10-24	L
9-12-09	Se	42,912	20-38	L

WSU-NEW MEXICO

WSU Wins: 2 • UNM Wins: 0 • Ties: 0

DATE	LOC	ATT	WSU-UNM	W/L
9-20-03	H	32,344	23-13	W
9-3-04	A	34,860	21-17	W

WSU-OREGON STATE

WSU Wins: 57 • OSU Wins: 48 • Ties: 3

DATE	LOC	ATT	WSU-OSU	W/L
11-11-03	A	N/A	0-6	L
10-21-05	A	N/A	0-29	L
10-29-10	P	N/A	3-9	L
11-11-11	A	N/A	0-6	L
11-11-12	H	N/A	10-9	W
11-15-13	A	N/A	2-10	L
10-24-14	H	N/A	0-7	L
10-16-15	A	3,000	29-0	W
10-14-16	H	N/A	10-13	L
11-16-17	A	N/A	6-0	W
11-22-19	P	7,500	0-6	L
11-13-20	H	3,000	8-0	W
11-11-21	A	10,000	7-3	W
11-25-22	P	6,000	0-16	L
11-17-23	T	3,000	3-3	T
11-8-24	H	3,000	13-14	L
10-29-27	A	10,000	6-13	L
10-10-28	H	10,000	9-7	W
11-2-29	P	15,000	9-0	W
11-1-30	P	32,600	14-7	W
10-31-31	P	15,000	7-6	W
10-22-32	A	5,000	7-6	W
10-28-33	P	10,000	0-2	L
10-27-34	H	13,000	31-0	W
10-26-35	P	20,000	26-13	W
11-7-36	H	13,000	6-16	L
11-20-37	A	12,000	7-0	W
10-22-38	P	10,000	6-7	L
10-28-39	A	8,000	0-13	L
11-9-40	A	8,000	0-21	L
10-25-41	H	10,000	7-0	W
10-24-42	P	21,786	26-13	W
10-6-45	H	9,000	33-0	W
11-17-45	A	8,000	13-6	W
10-26-46	H	15,000	12-13	L
11-15-47	A	12,400	14-13	W
11-6-48	H	12,000	26-26	T
10-29-49	A	15,000	6-35	L
11-18-50	H	12,000	21-7	W
10-21-51	A	15,500	26-13	W
10-25-52	H	14,000	33-20	W
11-14-53	A	13,500	0-7	L
10-9-54	H	15,000	34-6	W
10-22-55	A	17,000	6-14	L
10-20-56	H	14,500	6-21	L
11-2-57	A	20,200	25-39	L
11-8-58	H	17,500	7-0	W
10-31-59	A	17,601	14-0	W
11-5-60	H	15,600	10-20	L
11-4-61	A	13,716	6-14	L
11-3-62	H	16,500	12-18	L
10-9-63	A	17,810	6-30	L
10-31-64	H	16,000	7-24	L
10-30-65	A	20,079	10-8	W
10-29-66	H	18,500	13-41	L
10-28-67	A	18,115	7-35	L
10-26-68	H	20,781	8-16	L
11-15-69	A	23,679	3-38	L
11-14-70	S	16,300	16-28	L
11-13-71	A	20,385	14-21	L
11-21-72	H	22,100	37-7	W
11-10-73	A	17,336	13-7	W
11-9-74	H	17,500	3-17	L
11-8-75	A	13,489	0-7	L
11-6-76	H	20,122	29-24	W
11-5-77	A	22,657	24-10	W
11-4-78	H	20,061	31-32	L
11-3-79	A	21,500	45-42	W
11-8-80	H	15,561	28-7	W

10-10-81	A	32,500	23-0	W
10-9-82	H	22,937	14-14	T
11-5-83	A	32,500	27-9	W
11-3-84	H	26,000	20-3	W
10-12-85	A	27,236	34-0	W
10-4-86	H	25,200	24-14	W
11-12-88	H	19,702	36-27	W
9-16-89	H	26,883	41-3	W
10-20-90	A	27,245	55-24	W
10-5-91	H	25,100	55-7	W
10-10-92	A	30,459	35-10	W
9-18-93	H	24,682	51-6	W
11-12-94	A	26,438	3-21	L
10-7-95	H	31,876	40-14	W
10-12-96	A	26,722	24-3	W
10-30-99	H	34,240	13-27	L
10-28-00	A	34,491	9-38	L
10-6-01	H	35,283	34-27	W
10-25-03	H	35,117	36-30	W
10-23-04	A	36,265	19-38	L
10-1-05	A	42,908	33-44	L
10-7-06	A	42,951	13-6	W
11-17-07	H	22,660	17-52	L
10-11-08	A	45,289	13-66	L
11-21-09	H	16,167	10-42	L
11-6-10	A	45,389	31-14	W
10-22-11	Se	49,219	21-44	L
10-6-12	A	46,579	6-19	L
10-12-13	H	31,955	24-52	L
11-8-14	A	44,377	39-32	W
10-17-15	H	32,952	52-31	W
10-29-16	A	37,081	35-31	W
9-16-17	H	32,631	52-23	W
10-6-18	A	34,429	56-37	W
11-23-19	H	22,016	54-53	W
11-7-20	A	0	38-28	W
10-9-21	H	24,157	31-24	W
10-15-22	A	28,735	10-24	L
9-23-23	H	33,111	38-35	W

WSU-PORTLAND STATE

WSU Wins: 3 • PSU Wins: 1 • Ties: 0

DATE	LOC	ATT	WSU-OSU	W/L
9-20-08	H	23,920	48-9	W
9-13-14	H	30,874	59-21	W
9-5-15	H	24,302	17-24	L
9-11-21	H	22,651	44-24	W

WSU-SAN DIEGO STATE

WSU Wins: 1 • SDSU Wins: 1 • Ties: 0

DATE	LOC	ATT	WSU-SDSU	W/L
9-8-07	Se	46,290	45-17	W
9-17-11	A	57,286	24-42	L

WSU-SAN JOSE STATE

WSU Wins: 8 • SJSU Wins: 4 • Ties: 1

DATE	LOC	ATT	WSU-SJSU	W/L
11-12-55	H	1,600	13-13	T
9-29-56	H	9,000	33-18	W
9-26-59	A	15,500	30-6	W
10-29-60	A	19,500	29-6	W
10-28-61	S	7,700	19-21	L
9-22-62	H	15,300	49-8	W
10-12-63	H	19,500	8-13	L
10-17-64	A	13,000	16-14	W
11-16-68	A	8,460	46-0	W
9-13-80	S	18,153	26-31	L
9-13-86	H	15,000	13-20	L
9-28-96	H	24,1958	52-16	W
9-9-18	H	26,141	31-0	W

WSU-TEXAS TECH

WSU Wins: 0 • TTU Wins: 2 • Ties: 0

DATE	LOC	ATT	WSU-TTU	W/L
9-21-63	A	31,500	7-16	L
11-14-64	A	25,500	10-28	L

WSU-UTAH STATE

WSU Wins: 2 • Utah State Wins: 2 • Ties: 0

DATE	LOC	ATT	WSU-USU	W/L
9-17-49	H	9,500	33-0	W
9-23-50	A	5,000	46-6	W
9-30-61	S	13,000	14-34	L
9-4-21	H	24,944	23-26	L

WSU-WASHINGTON

WSU Wins: 33 • UW Wins: 76 • Ties: 6

DATE	LOC	ATT	WSU-UW	W/L
10-29-00	A	N/A	5-5	T
10-1-01	H	N/A	10-0	W
10-27-02	A	4,000	0-16	L
10-30-03	H	N/A	0-10	L
10-29-04	A	N/A	6-12	L
11-21-07	A	N/A	11-5	W
11-7-08	A	N/A	6-6	T
11-12-10	S	2,600	0-16	L
11-30-11	A	6,000	6-30	L
11-28-12	A	N/A	0-19	L
11-27-13	A	N/A	0-20	L
11-26-14	A	N/A	0-45	L
11-29-17	A	7,000	14-0	W
11-15-19	H	7,000	7-13	L
11-24-21	A	15,000	14-0	W
10-28-22	H	7,000	13-16	L
11-24-23	A	20,000	7-24	L
11-22-24	A	10,000	0-14	L
10-31-25	H	8,000	0-23	L
10-23-26	A	28,000	9-6	W
10-22-27	A	32,000	0-14	L
11-29-28	A	30,000	0-6	L
10-19-29	H	15,000	20-13	W
11-15-30	A	41,225	3-0	W
11-14-31	A	30,000	0-12	L
11-12-32	A	20,000	0-0	T
11-25-33	H	17,000	17-6	W
11-24-34	A	38,000	0-0	T
10-19-35	H	20,000	0-21	L
11-26-36	A	40,000	0-40	L
10-16-37	H	17,500	7-7	T
11-26-38	A	20,000	0-26	L
10-14-39	H	18,000	6-0	W
11-30-40	A	25,000	9-33	L
10-11-41	H	22,000	13-23	L
11-28-42	A	22,000	0-0	T

10-13-45	A	38,000	0-6	L
11-24-45	H	15,000	7-0	W
10-12-46	H	25,000	7-21	L
11-22-47	A	31,500	0-20	L
10-16-48	H	23,000	10-0	W
11-19-49	A	35,000	21-34	L
11-25-50	S	28,181	21-52	L
11-24-51	A	52,000	27-25	W
11-29-52	S	25,000	27-33	L
11-21-53	A	40,000	25-20	W
11-20-54	H	18,000	26-7	W
11-19-55	A	30,000	7-27	L
11-24-56	S	20,700	26-40	L
11-23-57	A	47,500	27-7	W
11-22-58	S	24,250	18-14	W
11-21-59	A	56,000	0-20	L
11-29-60	S	28,750	7-8	L
11-25-61	A	48,500	17-21	L
11-24-62	S	35,700	21-26	L
11-30-63	A	56,000	0-16	L
11-21-64	S	36,000	0-14	L
11-30-65	A	56,800	9-27	L
11-29-66	S	33,500	7-19	L
11-28-67	A	47,500	9-7	W
11-23-68	S	31,986	24-0	W
11-22-69	A	54,500	21-30	L
11-21-70	S	33,200	25-43	L
11-20-71	A	60,100	20-28	L
11-18-72	S	34,100	27-10	W
11-24-73	A	56,500	52-26	W
11-23-74	S	27,800	17-24	L
11-22-75	A	57,100	27-28	L
11-20-76	S	35,800	32-51	L
11-10-77	A	60,964	15-35	L
11-25-78	S	35,187	8-38	L
11-17-79	A	57,750	7-17	L
11-22-80	S	34,557	23-30	L
11-21-81	A	60,052	10-23	L
11-20-82	H	40,000	24-20	W
11-19-83	A	59,220	17-6	W
11-17-84	H	40,000	29-38	L
11-23-85	A	60,197	21-20	W
11-22-86	H	40,000	23-44	L
11-21-87	A	74,038	19-34	L
11-19-88	H	40,000	32-31	W
11-18-89	A	73,527	9-20	L
11-17-90	H	37,600	10-55	L
11-23-91	A	72,581	21-56	L
11-21-92	H	37,600	42-23	W
11-20-93	A	72,688	3-26	L
11-19-94	H	37,600	23-6	W
11-18-95	A	74,144	30-33	L
11-23-96	H	37,600	24-31 (OT)	L
11-22-97	A	74,268	41-35	W
11-21-98	H	37,251	9-16	L
11-20-99	A	72,973	14-24	L
11-18-00	H	33,010	3-51	L
11-17-01	A	74,442	14-26	L
11-23-02	H	37,600	26-29 (3OT)	L
11-22-03	A	74,549	19-27	L
11-22-04	H	34,334	28-25	W
11-19-05	A	70,713	26-22	W
11-18-06	H	35,117	32-35	L
11-24-07	A	72,888	42-35	W
11-22-08	H	32,211	16-13 (2OT)	W
11-28-09	A	68,697	0-30	L
12-4-10	H	30,157	28-35	L
11-26-11	A*	64,559	21-38	L
11-23-12	H	30,544	31-28 (OT)	W
11-29-13	A	71,753	27-17	L
11-29-14	H	32,952	13-31	L
11-27-15	A	70,438	10-45	L

11-25-16	H	33,773	17-45	L
11-25-17	A	71,265	14-41	L
11-23-18	H	32,952	15-28	L
11-29-19	A	70,931	13-31	L
11-26-21	A	68,077	40-13	W
11-26-22	H	33,152	33-51	L
11-25-23	A	71,312	21-24	L

*Played at CenturyLink Field (Seattle)

WSU-WYOMING

WSU Wins: 5 • WYO Wins: 2 • Ties: 0

DATE	LOC	ATT	WSU-WYO	W/L
9-29-62	A	12,385	21-15	W
9-2-64	H	17,500	7-28	L
9-12-87	H	24,151	43-28	W
9-23-89	A	20,041	29-23	W
9-8-90	H	30,484	13-34	L
9-9-15	H	31,105	31-14	W
9-1-18	A	24,131	41-19	W

LOCATION LEGEND

P = Portland
Pa = Pasadena
S = Spokane
Sa = San Antonio
SD = San Diego
Se = Seattle
T = Tacoma





1916 ROSE BOWL

WSU 14, BROWN 0

January 1, 1916, Pasadena, Calif. — A crowd of 10,000 was on hand at the Pasadena Rose Bowl January 1 to watch as undefeated Washington State took on eastern power Brown University in the first of the continuous Rose Bowls. WSU used third and fourth quarter touchdown runs by Ralph Boone and Carl Dietz to shutout the Bruins 14-0. Brown entered the game a two-to-one favorite, despite a modest 5-3-1 record. The Bruins' 3-0 win over Yale was the key accomplishment that earned the Rhode Island team an invitation to play in the Rose Bowl. A cold spell, followed by a heavy rain and some snow for three days prior to the game, turned the playing field into a sea of mud that slowed both teams. Brown came close to scoring twice in the first half, but each time Washington State's defense, which had allowed just one field goal and one touchdown all season, rose to the task and halted the Bruins short of the goal line, once at the four yard line. Bruin star Fritz Pollard gained just 47 yards in 13 carries. Pollard later became the first black named to a Walter Camp All-America team and was the first black head coach in the National Football League. In the second half WSU's size advantage began to pay off as the Cougars took command, scoring once in each quarter. WSU's preparation for the game had been, to say the least, odd. Coach William "Lone Star" Dietz, out of the Carlisle Indian School, and his Cougar squad served as extras in the football film "Tom Brown of Harvard" each morning, then practiced for the bowl game during the afternoon. Each WSU player earned \$100 for the 14 mornings of movie work. During practice sessions, Dietz appeared in his "classic" coaching attire: a silk hat, Prince Albert cutaway coat, striped pants, yellow gloves, and a walking stick. Originally known as the Pasadena Tournament of Roses East-West game (it was 1923 when the real Rose Bowl facility was completed that the name changed), the WSU-Brown game was played at Tournament Park.

BROWN	0	0	0	0	0
WASHINGTON STATE	0	0	7	7	14

TEAM	QTR	SCORING PLAY
WSU	3	Boone 3 run (Durham kick)
WSU	4	Dietz 4 run (Durham kick)

ATTENDANCE—10,000



1931 ROSE BOWL

ALABAMA 24, WSU 0

January 1, 1931, Pasadena, Calif. - The Alabama Crimson Tide used a second-quarter blitz, including touchdown runs of one and 43 yards by quarterback Monk Campbell, to post a 24-0 win over previously undefeated Washington State in the 17th Rose Bowl game, viewed by 65,000 fans. Alabama's coach was Wallace Wade, who had been a member of the Brown University team that lost to WSU in the 1916 Rose Bowl. Wade, during his career, coached in five Rose Bowls.



ALABAMA	0	21	3	0	24
WASHINGTON STATE	0	0	0	0	0

TEAM	QTR	SCORING PLAY
Alabama	2	Suther 62 pass from Moore (Campbell kick)
Alabama	2	Campbell 1 run (Campbell kick)
Alabama	2	Campbell 43 run (Campbell kick)
Alabama	3	Whitworth 40 field goal

ATTENDANCE—65,000




"Babe" Hollingbery's fifth Cougar team went a perfect 9-0-0 to earn a Rose Bowl berth in 1930, including a 6-0 mark during the Pacific Coast Conference schedule. Included in the list of Cougar victims were California 16-0, USC 7-6, Washington 3-0 and Villanova 13-0. Two members of the WSU team later earned recognition in the College Football Hall of Fame, Mel Hein and Glen "Turk" Edwards.

1981 HOLIDAY BOWL

#14 BYU 38, #20 WSU 36

December 18, 1981, San Diego - Three games in one was more than the 52,000-plus fans at San Diego's Jack Murphy Stadium paid for, but three games is what they saw as the Brigham Young Cougars held on to defeat the Washington State Cougars 38-36. The BYU squad won the first game, a 31-minute affair that generated a 31-7 lead for the team from Provo. The next 25 minutes just as convincingly belonged to WSU 29-7. In the end, however, the game belonged to BYU as much for defense as anything. They stopped the Pullman team with just over three minutes to play by forcing a punt, then ran out the clock to preserve the win. Jim McMahon, in his last collegiate game, completed 27 of 43 passes for 342 yards and three touchdowns. More importantly, he did not throw an interception. The WSU Cougars used the running of Don LaBomme and quarterback Ricky Turner to baffle the BYU team, especially in the second half. Turner gained 92 yards in 12 carries and scored twice, while LaBomme added 79 yards in 14 carries and scored once. Robert Williams and Mike Martin also scored for the Cougars. WSU's failure on a two-point conversion late in the third quarter, an interception BYU's Ron Holmoe returned 35 yards for a touchdown on the third play of the third quarter, and a key sack of Casper on WSU's last possession loomed big in a game that had numerous turning points.



WASHINGTON STATE	0	7	21	8	36
BRIGHAM YOUNG	7	17	7	7	38

TEAM	QTR	TIME	SCORING PLAY
BYU	1	9:46	Plater 35 pass from McMahon (Gunther kick)
BYU	2	13:58	Hudson 7 pass from McMahon (Gunther kick)
WSU	2	9:20	Turner 2 run (Leland kick)
BYU	2	6:15	Gunther 20 field goal
BYU	2	1:06	Hamilton 1 run (Gunther kick)
BYU	3	14:00	Holmoe 35 interception return (Gunther kick)
WSU	3	10:43	LaBomme 18 run (Beech pass from Casper)
WSU	3	5:16	R. Williams 5 run (pass failed)
WSU	3	0:59	Turner 13 run (Leland kick)
BYU	4	14:55	Pettis 11 pass from McMahon (Gunther kick)
WSU	4	5:12	Martin 1 run (Turner run)

TOTAL OFFENSE—WSU 78/351/4.5. BYU 76/437/5.8.

RUSHING—WSU 53/245: LaBomme 14/79, Turner 12/92, Williams 11/48, Harris 4/16, Bowns 1/1, Mitchell 1/-1, Martin 6/14, Casper 3/-4, Keller 1/0. BYU 32/69: Hamilton 9/52, Pettis 7/28, Sikahema 3/12, McMahon 12/-23, Mees 1/0.

PASSING—WSU 25/8/2/106/0/33: Casper 16/6/2/69/0/24, Turner 9/2/0/27/0/33. BYU 44/28/0/368/3/45: McMahon 43/27/0/342/3/45, Young 1/1/0/26/0/26.

RECEIVING—WSU: Keller 4/40, Jones 2/9, Beach 2/57. BYU: Collie 2/17, Pettis 8/73, Hudson 7/126, Plater 1/35, Hamilton 3/21, Balholm 2/31, Kozlowski 2/44, Sikahema 2/2, Hansen 1/7, Stroh 0/12.

INTERCEPTIONS—WSU: None. BYU: O'Neil 1/18, Holmoe 1/35td.

PUNTING—WSU: Davey 2/71/35.5/39, LaBomme 2/101/50.5, 53, Morris 4/155/38.8/44. BYU: Mees 7/295/42.1/51.

PUNT RETURNS—WSU: Gribble 6/39. BYU: Sikahema 3/16.

KICKOFF RETURNS—WSU: LaBomme 4/106. BYU: Sikahema 2/5, Hansen 2/21.

SCORING—WSU: Turner 14, LaBomme 6, Williams 6, Martin 6, Beech 2, Leland 2. BYU: Gunther 8, Platter 6, Hudson 6, Hamilton 6, Holmoe 6, Pettis 6.

FIRST DOWNS—WSU 23/17/3/3. BYU 22/6/15/1.

FUMBLES/LOST—WSU 0/0. BYU 5/0.

PENALTIES/YARDS—WSU 5/45. BYU 9/86.

POSSESSION TIME—WSU 32:91. BYU 27:59.

THIRD/FOURTH-DOWN CONVERSIONS—WSU 10/19. BYU 9/18.

ATTENDANCE—52,419

WSU TACKLERS—Taylor 11/6/5, Blakeney 8/3/5, Retherford 6/4/2, White 5/3/2, Files 5/4/1, Collins 4/4/0, Walker 4/1/3, Elisara 4/2/2, Bradley 4/3/1, Sorensen 4/2/2, Emmil 3/1/2, West 3/3/0, Tupuola 2/2/0, P. Lynch 1/0/1, E. Williams 1/1/0, Tipton 1/0/1, Carrillo 1/0/1, Elkinton 1/0/1, Beach 1/1/0, Martin 1/1/0.


WSU SACKS—Elisara 2/-20, Collins 1/-4.

WSU TFL—Collins 1/2, Emmil 1/4, Taylor 1/-8.

1988 ALOHA BOWL

#18 WSU 24, #14 HOUSTON 22

December 25, 1988, Honolulu - Washington State scored 24 second-quarter points and forced a last-second Houston turnover in notching a 24-22 win over the Texan Cougars Christmas Day. The bowl appearance was WSU's second of the 1980s and evened the Cougars bowl record to 2-2. In a close game there are many heroes, but for WSU, none stood out more than senior Victor Wood. He picked up a fumble early in the second quarter and zipped five yards for a touchdown that put his Cougars ahead 7-3. On WSU's next possession, Wood caught a 15-yard scoring pass from Timm Rosenbach to put WSU up 14-3 and well on its way to a bowl victory viewed by a national ABC-TV audience. Wood's heroics were catching as WSU added a Jason Hanson 33-yard field goal and another touchdown, this one by Rosenbach, before halftime to put Washington State in command 24-9. WSU limited the Texas visitors to just five first half firstdowns, 46 yards rushing, and 77 yards passing before intermission. The Cougars picked off two Houston passes, one each by Shawn Landrum and Vernon Todd. In the end, however, it was Tuineau Alipate's hard hit that forced a Houston fumble recovered by Artie Holmes at the WSU five yard line. James Dixon was the recipient of Alipate's jarring tackle after catching a David Dacus pass over the middle that appeared for a moment to set up a potential game-winning score by Houston. The Cougars then controlled the ball for the final 2:44, with a key six-yard Rosenbach to Tim Stallworth pass giving WSU the much-needed first down just before the game ended.



WASHINGTON STATE	0	24	0	0	24
HOUSTON	3	6	6	7	22

TEAM	QTR	TIME	SCORING PLAY
UH	1	13:13	Anderson 27 field goal
WSU	2	13:39	Wood 5 fumble run (Hanson kick)
WSU	2	8:39	Wood 15 pass from Rosenbach (Hanson kick)
WSU	2	6:31	Hanson 33 field goal
UH	2	4:56	Witherspoon 1 run (kick failed)
WSU	2	0:53	Rosenbach 1 run (Hanson kick)
UH	3	4:25	Mason 53 pass from Dacus (pass failed)
UH	4	13:16	Weatherspoon 2 pass from Dacus (Anderson kick)

TOTAL OFFENSE—WSU 92/460/5.00. UH 61/309/5.01.

RUSHING—WSU 56/154: Broussard 33/139, Swinton 9/38, Rosenbach 14/-28, Wood 0/5. UH 21/683: Weatherspoon 14/80, Anderson 2/3, Ware 3/-1, Dacus 2/-14.

PASSING—WSU 36/19/1/306/1/40: Rosenbach 36/19/1/306/1/40. UH 40/17/2/241/2/53: Dacus 11/8/0/153/2/53, Ware 28/8/2/44/0/11, Phillips 1/1/0/44/0/44.

RECEIVING—WSU: Stallworth 8/120, Wood 2/48, Wimberly 2/24, Wellsandt 1/40, Olson 1/20, Broussard 1/11. UH: Dixon 4/52, Anderson 3/11, Mason 2/83, Williams 2/24, Phillips 2/14, Cooper 2/11, P. Smith 1/44, Weatherspoon 1/2.

INTERCEPTIONS—WSU: Landrum 1/27, Todd 1/4. UH: A. Montgomery 1/72.

PUNTING—WSU: Myers 6/276/46.0/53. UH: Rodriguez 8/358/44.8/70.

PUNT RETURNS—WSU: Wood 3/52. UH: Calloway 3/26.

KICKOFF RETURNS—WSU: Wood 5/123. UH: Dixon 4/166, Weatherspoon 1/25.

SCORING—WSU: Wood 12, Rosenbach 6, Hanson 6. UH: Weatherspoon 12, Mason 6, Anderson 4.

FIRST DOWNS—WSU: 28/9/13/1. UH: 13/5/6/2.

FUMBLES/LOST—WSU: 2/1. UH: 2/1.

PENALTIES/YARDS—WSU: 11/95. UH: 9/58.

POSSESSION TIME—WSU: 37:43. UH: 22:17.

THIRD-DOWN CONVERSIONS—WSU: 8/19. UH: 3/14.

ATTENDANCE—35,132.

WSU TACKLERS—Holmes 9/3/6, Ledbetter 8/4/4, Gray 7/2/5, Savage 7/4/3, Grayson 5/2/3, O'Neal 5/2/3, Ricard 5/5/0, Alipate 3/2/1, Metcalf 3/0/3, Landrum 3/3/0, Lee 3/2/1, Todd 3/1/2, Brown 2/2/0, Cook 2/2/0, Downing 1/1/0, Woodley 1/0/1, Noble 1/1/0, Wright 1/1/0.


WSU SACKS—Cook 1/-10, Ledbetter 1/-2, Savage 1/-12.

WSU TFL—None.

1992 COPPER BOWL

#18 WSU 31, UTAH 28

December 29, 1992, Tucson, Ariz. - Perhaps no college bowl game following the 1992 gridiron season was more offensive minded than the Copper Bowl matchup between WSU and Utah, but after all the running and passing that accounted for more than 1,100 yards, the deciding play was a 22-yard field goal by WSU's Aaron Price. The Cougars scored 21 unanswered points in the first quarter and one additional score just before halftime for a 28-14 lead. WSU then held on until Price gave them their final lead with 5:08 to play. Even then, they had to watch anxiously as Chris Yergensen's 20-yard chip shot sailed wildly to the left with 3:18 remaining. Though the 40,000-plus fans left the stadium talking about the offensive plays that stood out, it was WSU's defense in the fourth quarter that made this win possible. The Utes scored twice in the second quarter and added two more scores to pull even with a quarter to play. Both teams then turned to their defenses. The key play came with 6:29 to play when Utah's Frank Dolce avoided a strong WSU rush and hooked up with Henry Lusk on a short sideline pass. John Rushing then stripped Lusk of the ball and Singor Mobley scooped it up at the Utah 36 yard line. Fifteen yards later, at the Utah 21, Mobley was dragged down, setting up the Cougars with great field position. Drew Bledsoe immediately drove the Cougars to the Utah five yard line before turning the scoring chores over to Price. Like he did the closing seconds of WSU's 23-20 win over Arizona in the same stadium early in the season, Price came through with the kick. Bledsoe completed 30 of 46 passes for a school record 476 yards. Phillip Bobo caught TD passes of 87 (equalling a school record) and 48 yards, and Shaumbe Wright-Fair picked up 123 yards rushing and scored on a pair of three-yard line smashes.



UTAH	0	14	14	0	28
WASHINGTON STATE	21	7	0	3	31

TEAM	QTR	TIME	SCORING PLAY
WSU	1	13:25	Wright-Fair 3 run (Price Kick)
WSU	1	10:32	Bobo 87 pass from Bledsoe (Price kick)
WSU	1	1:20	Wright-Fair 3 run (Price kick)
Utah	2	9:35	S.Williams 10 pass from Dolce (Yerkensen kick)
Utah	2	2:51	K. Williams 25 run (Yerkensen kick)
WSU	2	0:31	Bobo 48 pass from Bledsoe (Price kick)
Utah	3	8:49	Lusk 49 pass from Dolce (Yergensen kick blk)
Utah	3	5:25	P. Jones 8 run (Murry pass from Dolce)
WSU	4	5:08	Price 22 field goal

TOTAL OFFENSE—WSU 89/636/7.1. UTAH 79/495/6.3.

RUSHING—WSU 41/144: Wright-Fair 27/123, Bobo 2/16, D. Sparks 1/11, Pattinson 2/5, Dumas 1/-3, Bledsoe 6/-8. UTAH 39/179: K. Williams 13/112, P. Jones 11/43, Lusk 1/10, Anderson 4/7, Dolce 9/5, S. Williams 1/2.

PASSING—WSU 38/32/1/492/2/87: Bledsoe 46/30/1/476/2/87, Pattinson 2/2/0/16/0/9. UTAH 40/21/0/316/2/70: Dolce 40/21/0/316/2/70.

RECEIVING—WSU: C.J. Davis 8/134, Bobo 7/212, Wright-Fair 6/21, Pointer 5/73, Schexnayder 4/43, Williams 1/7, Carolan 1/2. UTAH: S. Williams 7/121, Hooks 5/75, Lusk 4/75, K. Williams 2/6, P. Jones 1/17, Anderson 1/8, Welch 1/8.

INTERCEPTIONS—WSU: None. UTAH: Crawford 1/9.

PUNTING—WSU: Johnston 6/219/36.5/50. UTAH: Young 6/258/43.0/53.

PUNT RETURNS—WSU: Hunter 2/-2. UTAH: S. Williams 3/17.

KICKOFF RETURNS—WSU: DeLaCruz 1/7. UTAH: P. Jones 2/23, Miller 2/16, K. Williams 1/25, Lusk 1/9.

SCORING—WSU: Bobo 12, Wright-Fair 12, Price 7. UTAH: S. Williams 6, K. Williams 6, Lusk 6, P. Jones 6, Murry 2, Yergensen 2.

FIRST DOWNS—WSU: 28/10/16/1. UTAH: 20/9/10/1.

FUMBLES/LOST—WSU: 4/2. UTAH: 3/1.

PENALTIES/YARDS—WSU: 18/136. UTAH: 7/55.

POSSESSION TIME—WSU: 29:52. UTAH: 30:08.

THIRD-DOWN CONVERSIONS—WSU: 4/15. UTAH: 4/17.

ATTENDANCE—40,867.

WSU TACKLERS (T-P-A)—McClanahan 12/7/5, Childs 9/8/1, Mobley 7/6/1, Rushing 7/6/1, Loertscher 6/3/3, Burns 4/3/1, Jensen 4/3/1, Bush 3/3/0, Hall 3/3/0, Hunter 2/2/0, Geathers 2/2/0, Ford 2/2/0, Waldron 2/2/0, Ashworth 2/2/0, Eaton 1/1/0, Whitmire 1/1/0, Frank 1/1/0, Saldivar 1/1/0, Toback 1/1/0.


WSU SACKS—Frank 1/-8.

WSU TFL—Childs 1/-8, Frank 1/-8, Bush 1/-1.

1994 ALAMO BOWL

#24 WSU 10, BAYLOR 3

December 31, 1994, San Antonio - The Washington State offense scored on the opening drive of the game and on the last play of the second quarter to provide all the points the Cougar defense needed as WSU held off Baylor's late challenge in a 10-3 win at the second annual Builders Square Alamo Bowl before a crowd of 44,106. Despite some anxious moments in the closing seconds of the game, the Cougar defense made those 10 points stand up by limiting the record-setting Bear offense to eight first downs, 151 yards in total offense and just one field goal. The Cougars did something against Baylor they had not done all season, take the opening kickoff and drive the length of the field for a touchdown. The drive totaled 91 yards, equalling the longest scoring drive of the season, and ended when Kevin Hicks busted through the left side of the line from one yard out to put WSU on top 7-0. The score came six minutes, 32 seconds after the kickoff. WSU's offense provided three more points just before halftime to give the Cougs a 10-0 lead at intermission. Taking the ball after Baylor's Jarvis VanDyke missed his second field goal attempt of the first half, WSU drove from its own 30 yard line to the Baylor 20 yard line, where Tony Truant banged home a 37-yard field goal with two seconds left in the first half. A sideline pass to Jay Dumas for a key first down, then another similar pass to Albert Kennedy put the ball in perfect position for Truant. Davis, named the game's most valuable offensive player, hit six of eight passes on the drive. Davis, who completed 27 of 35 passes for 286 yards, gave Cougar fans a few anxious minutes in the third quarter when he took a hard blow to the back while scrambling out of the pocket. He was able to return one play later and finished the game. Defensively WSU was especially tough in the first half. Baylor came into the game averaging nearly 33 points per game and 382.4 yards per contest. In the first half WSU's defense, led by the game's most valuable defensive player, Ron Childs, limited the Bears to just 41 net yards, 24 rushing and 17 passing. Childs had 10 tackles in the game, including eight solo, of which two were for negative yardage. Only on its last possession did Baylor come close to the WSU endzone, where Todd Jensen, a senior who backed up John Rushing all year, picked off a Jeff Watson pass to halt any Baylor hope of scoring. The bowl victory was WSU's second in the last three years and third in seven years. Joining Childs defensively were Chris Hayes with seven tackles, Mark Fields with six and Chad Eaton with five.



WASHINGTON STATE	7	3	0	0	10
BAYLOR	0	0	3	0	3

TEAM	QTR	TIME	SCORING PLAY
WSU	1	8:28	Hicks 1 run (Truant kick)
WSU	2	0:02	Truant 37 field goal
BU	3	1:35	VanDyke 36 field goal

TOTAL OFFENSE - WSU 66/293/4.4. BU 55/151/2.7.

RUSHING - WSU 31/51/44/7/1/9: Sparks 8/20, Hicks 10/12, Madu 4/55, Tims 1/-1, Martin 1/-10, Davis 7/-19. BU 32/105/31/74/0/14: Douglas 13/42, B.Lewis 9/34, Rubin 2/5, Muhammad 6/2, Moore 1/-3, Watson 1/-6.

PASSING - WSU 35/27/0/286/0/46: Davis 35/27/0/286/0/46. BU 23/8/2/77/0/33: Watson 22/8/2/77/0/33, Moore 1/0/0/0/0.

RECEIVING - WSU: Carpenter 5/91, Moore 55/38, Dumas 5/26, Hicks 4/14, Kennedy 4/62, Thomas 2/30, Knuff 1/13, Adams 1/12. BU: Bronson 2/15, Douglas 2/16, Muhammad 2/34, Rhynes 1/5, Stanley 1/7.

INTERCEPTIONS - WSU: Jensen 1/11, Hunter 1/0. BU: None.

PUNTING - WSU: Martin 6/201/33.5/37, Team 1/35/35.0/35. BU: Atteberry 6/210/35.0/45.

PUNT RETURNS - WSU: Dumas 1/2. BU: Bronson 5/24.

KICKOFF RETURNS - WSU: Mobley 2/28. BU: Bronson 1/22, Rhynes 1/0.

SCORING - WSU: Hicks 6, Truant 4. BU: VanDyke 3.

FIRST DOWNS - WSU: 14/1/12/1. BU: 8/5/2/1.

FUMBLES/LOST - WSU: 3/1. BU: 9/0.

PENALTIES/YARDS - WSU: 15/110. BU: 2/19.

POSSESSION TIME - WSU: 32:02. BU: 27:58.

THIRD-DOWN CONVERSIONS - WSU: 6/17. BU: 3/15.

ATTENDANCE - 44,106.

WSU TACKLERS (T-P-A) - Childs 10/8/2, Hayes 7/6/1, Fields 6/4/2, Eaton 5/4/1, Rushing 4/3/1, Patterson 4/3/1, Sasa 3/3/0, Walker 3/2/1, Hunter 2/2/0, Mobley 2/1/1, Bender 1/1/0, Doyle 1/1/0, Tims 1/1/0, Noteboom 1/1/0, Knuff 1/1/0, McWashington 1/0/1, Henderson 1/1/0.

WSU SACKS - Fields 5/-3, Eaton 5/-3.

WSU TFL - Childs 2/-8, Fields 1.5/-4, Patterson 1/-8, Walker 1/-6, Eaton 5/-3.

1998 ROSE BOWL

#1 MICHIGAN 21, #8 WSU 16

January 1, 1998, Pasadena, Calif. - The Washington State Cougars, making their first Rose Bowl appearance in 67 years, pushed national champion and number one ranked Michigan to the last play of the game before falling to the Wolverines 21-16 before 101,219 fans and a world-wide television audience. The victory left Michigan a perfect 13-0 for the season, bumping the Cougars to a 10-2 record. After Michigan thwarted two WSU drives to start the game, the Cougar defense forced a Wolverine punt that would set up WSU's first scoring drive. The Cougs took over on the Michigan 47-yard-line with 6:26 to play in the first quarter. Ryan Leaf completed two passes during the drive, including a 15-yard touchdown toss to Kevin McKenzie with 3:17 left in the first quarter. Rian Lindell's point-after gave WSU the early 7-0 advantage. WSU came close to taking a 14-point lead, but Heisman Trophy winner Charles Woodson halted a WSU drive in the Michigan endzone when he intercepted a Leaf pass from the 12 yard line. The Wolverine's answering scoring drive began from their own 34-yard-line at the 8:04 mark in the second quarter and ended with a 58-yard pass from Bob Griese to Tai Streets that completed the first half scoring. Early in the second half, WSU took over 99 yards from the endzone after Michigan's Jason Vinson dropped a perfect punt just outside the endzone. Shawn Tims put the finishing touches on WSU's 99 yard drive in nine plays, taking a reverse handoff the final 14 yards. Leaf hit four of five passes in the drive that amassed 73 yards. Lindell's PAT attempt was blocked by Michigan's James Hall, leaving the WSU advantage at 13-7. The Wolverines responded immediately, moving the ball on their next possession to their 39 yard-line to set up another Griese-to-Streets touchdown combination, this time 58 yards. Baker's point-after gave Michigan their first lead, 14-13 with 6:07 left in the third quarter. Michigan then padded their lead with a 14-play, 77-yard drive that ended in Griese's third touchdown pass of the game, a 23-yarder to Jerame Tuman. Baker's extra-point kick increased the Michigan advantage to 21-13 with 11:21 to play. Washington State responded immediately with an eight-play, 49-yard drive that set up a 48-yard field goal by Lindell, cutting Michigan's lead to five points, 21-16 with 7:25 remaining. The Wolverines then put together a 51-yard drive that consumed almost seven minutes off the game clock. When Jay Feely's pooch punt rolled dead at the WSU seven-yard-line, the Cougars' victory hopes were 93 yards and 29 seconds away. After two incomplete passes, the Cougars faced third-and-10 with only 16 seconds left. Leaf then found Nian Taylor along the sideline for a gain of 46, to the Michigan 47-yard-line. After a delay of game penalty, Leaf hit Love Jefferson at the Michigan 25 and the Coug tight end lateraled to a streaking Jason Clayton, who managed nine more yards before being brought down in bounds at Michigan's 16 yard line with 0:02 on the game clock. Out of timeouts, WSU was forced to try and spike the ball on first-down, but officials ruled that the final two seconds slipped away before the ball was effectively downed, thus preventing WSU's one final shot at a major upset.



WASHINGTON STATE	7	0	6	3	16
MICHIGAN	0	7	7	7	21

TEAM	QTR	TIME	SCORING PLAY
WSU	1	3:17	McKenzie 15 pass from Leaf (Lindell kick)
UM	2	7:08	Streets 53 pass from Griese (Baker kick)
WSU	3	8:33	Tims 14 reverse (Lindell kick blocked)
UM	3	5:07	Streets 58 pass from Griese (Baker kick)
UM	4	11:21	Tuman 23 pass from Griese (Baker kick)
WSU	4	7:25	Lindell 48 field goal

TOTAL OFFENSE - WSU 63/398/6.3. UM 71/379/5.3.

RUSHING - WSU 28/98/31/67/1/14: Black 7/24, Gilmore 8/21, Tims 1/14, Leaf 10/35, Clayton 2/4. UM 41/154/26/128/0/28: Howard 19/72, Thomas 7/23, Floyd 5/21, Griese 7/28, Woodson 2/8, Williams 1/2.

PASSING - WSU 35/17/1/331/1/46: Leaf 35/17/1/331/1/46. UM 30/18/1/251/3/58: Griese 30/18/1/251/3/58.

RECEIVING - WSU: C. Jackson 5/89, McKenzie 5/78, McWashington 2/41, Tims 2/9, Taylor 1/46, Gilmore 1/42, Jefferson 1/8, Clayton 0/18. UM: Shaw 5/49, Streets 4/127, Tuman 2/33, Howard 2/13, Thomas 1/14, Woodson 1/7, Campbell 1/7, Williams 1/1.

INTERCEPTIONS - WSU: Thompson 1/0. UM: Woodson 1/0.

PUNTING - WSU: Banks 6/242/40.3/46. UM: Vinson 5/160/32.0/38, Feely 1/23/23.0/23.

PUNT RETURNS - WSU: Tims 1/2. UM: Woodson 3/18.

KICKOFF RETURNS - WSU: None. UM: Thomas 2/38.

SCORING - WSU: McKenzie 6, Tims 6, Lindell 4. UM: Streets 12, Tuman 6, Baker 3.

FIRST DOWNS - WSU: 18/4/13/1. UM: 22/9/12/1.

FUMBLES/LOST - WSU: 2/0. UM: 0/0.

PENALTIES/YARDS - WSU: 4/43. UM: 4/40.

POSSESSION TIME - WSU: 27:46. UM: 32:14.

THIRD-DOWN CONVERSIONS - WSU: 7/15. UM: 10/17.

ATTENDANCE - 101,219.

WSU TACKLERS (T-P-A) — Gleason 9-9-0, Moore 9-8-1, Stewart 8-5-3, Nelson 8-5-3, Thompson 6-5-1, Boose 6-4-2, Bender 5-4-1, R. Jackson 4-4-0, Doyle 4-4-0, Moronkola 4-3-1, Salasua 1-1-0, Price 1-1-0, Philley 1-1-0, Emerson 1-0-1, K. Moore 1-0-1.


WSU SACKS — B. Moore 1/-15.

WSU TFL — B. Moore 4/-21, Boose 3/-7, Boose 1/-1

2001 SUN BOWL

#13 WSU 33, PURDUE 27

December 31, 2001, El Paso, Texas - The WSU Cougars picked up their fourth bowl victory in their last five bowl games with a 33-27 win over the Purdue Boilermakers before 47,812 fans at the Wells Fargo Sun Bowl...Lamont Thompson, with two interceptions, five deflections and 10 tackles, was named the game's MVP winner, while Drew Dunning picked up the Special Teams trophy after booting four field goals and three extra points...the Cougs notched five sacks and held Purdue to 55 rushing yards...forced to the air, Kyle Orton responded with bowl records for passes, 74, completions, 38, and yards, 419...he threw two TD passes, but was picked off twice each by Thompson and Jason David... meanwhile Jason Gesser led WSU with 281 passing yards, 137 in the third quarter when the Cougs rebounded from a 20-17 halftime deficit to run off 16 straight points.



PURDUE	0	20	0	7	27
WASHINGTON STATE	14	3	13	3	33

TEAM	QTR	TIME	SCORING PLAY
WSU	1	13:10	David 45 interception return (Dunning kick)
WSU	1	6:53	Bush 46 pass from Gesser (Dunning kick)
PU	2	12:54	Lowe 1 run (Dorsch kick)
PU	2	7:24	Dorsch 28 field goal
WSU	2	4:17	Dunning 47 field goal
PU	2	1:56	Stubblefield 3 pass from Orton (Dorsch kick)
PU	2	0:37	Dorsch 50 field goal
WSU	3	3:23	Dunning 34 field goal
WSU	3	3:04	Gesser 1 run (Dunning kick)
WSU	3	1:21	Dunning 30 field goal
WSU	4	7:37	Dunning 37 field goal
PU	4	1:53	Stubblefield 51 pass from Orton (Dorsch kick)

TOTAL OFFENSE - WSU: 68/362/5.3. PURDUE: 107/474/4.4.

RUSHING - WSU 27/81: Minnich 17/51, Cox 1/20, McElrath 1/13, Kegel 1/3, Gesser 4/-2, team 3/-4. PURDUE 32/55: Lowe 17/45, Harris 5/27, Team 1/0, Orton 9/-17.

PASSING - WSU 41/15/3/281/1/46: Gesser 40/15/3/281/1/46, Kegel 1/0/0/0/0.

PURDUE 75/38/4/419/2/65.

RECEIVING - WSU: Riley 6/65, McElrath 5/116, Minnich 3/54, Bush 1/46. PURDUE: Standeford 12/103, Stratton 12/86, Stubblefield 9/196, Morales 3/27, James 1/4, Rhinehart 1/3.

INTERCEPTIONS - WSU: Thompson 2/1, David 2/73. PURDUE: Rogers 2/1, Reeves 1/0.

PUNTING - WSU: Cox 6/266/44.3/62. PURDUE: Kurz 2/56/28.0/32, Dorsch 4/177/44.2/60.

PUNT RETURNS - WSU: Coleman 5/29. PURDUE: Morales 4/31.

KICKOFF RETURNS - WSU: Newman 2/32, Coleman 2/48. PURDUE: Stubblefield 2/48.

SCORING - WSU: Dunning 15, BUSH 6, Gesser 6, David 6. PURDUE: Stubblefield 12, Dorsch 9, Lowe 6.

FIRST DOWNS - WSU: 15/3/9/3. PURDUE: 28/5/19/4.

FUMBLES/LOST - WSU: 2/1. PURDUE 2/1.

PENALTIES/YARDS - WSU: 9/85. PURDUE: 7/49.

POSSESSION TIME - WSU: 26:08. PURDUE: 33:52.

THIRD-DOWN CONVERSIONS - WSU: 2/15. PURDUE: 13/27.

ATTENDANCE - 47,812.

WSU TACKLERS (T-P-A) - Trufant 10/4/2, Thompson 8/4/4, Smith 7/3/4, Price 7/4/3, David 6/5/1, Newman 5/3/2, Nguae 5/3/2, Brown 4/3/1, Acholonu 4/1/3, Tupai 4/1/3, Williams 3/3/0, Coleman 3/2/1, Tuupo 3/1/2, Genatone 3/0/3, Shavies 2/2/0, Knotts 1/1/0, Lunde 1/0/1, Dillon 1/0/1, Long 1/0/1, Marong 1/0/1.


WSU SACKS - Shavies 1/8, Tupai 1/7, Newman 1/6, Brown 1/5, Williams 1/3, Smith 0.5/0.

WSU TFL - Shavies 3/12, Tupai 1/7, Newman 1/6, Long 1/6, Brown 1/4, Williams 1/3.

2003 ROSE BOWL

#8 OKLAHOMA 34, #7 WSU 14

January 1, 2003, Pasadena, Calif. – Oklahoma's vaunted defense stifled Washington State's high-flying passing attack and captured the 89th Rose Bowl Game 34-14 in front of 86,848 fans New Year's Day. The Sooners broke the game open with a pair of touchdowns inside the two-minute mark of the first half. The first came on a 12-yard touchdown pass from Nate Hybl, the game's most valuable player. Antonio Perkins extended OU's lead to 17-0 with a 51-yard punt return just 42 seconds later. Hybl connected on 19 of 29 passes for 240 yards and two touchdowns. Sooner running back Quentin Griffin carried the ball 30 times for 144 yards. WSU quarterback Jason Gesser finished his career by completing 17 of 34 passes for 240 yards and a touchdown. Sammy Moore provided the game's final highlight, returning an OU kick 89 yards for a score with just 1:15 remaining. Linebacker Teddy Lehman led the Big XII Champions with six tackles, including two sacks, while free safety Erik Coleman recorded 10 tackles and recovered a fumble for the Cougars.



OKLAHOMA	3	14	3	14	34
WASHINGTON STATE	0	0	0	14	14

TEAM	OT	TIME	SCORING PLAY
OU	1	12:13	DiCarlo 45 field goal
OU	2	1:51	Savage 12 pass from Hybl (DiCarlo kick)
OU	2	1:09	Perkins 51 punt return (DiCarlo kick)
OU	3	8:06	DiCarlo 30 field goal
OU	4	8:02	Fagan 9 pass from Hybl (DiCarlo kick)
WSU	4	6:08	Riley 37 pass from Gesser (Dunning kick)
OU	4	1:29	Griffin 19 run (DiCarlo kick)
WSU	4	1:15	Moore 89 kickoff return (Dunning kick)

TOTAL OFFENSE – WSU 55/243/4.4. OU 75/386/5.1.

RUSHING – WSU 21/75/71/4/14: Green 8/45, Tippins 2/12, Smith 2/2, Riley 2/-8, Gesser 7/-47. OU Griffin 30/144, Jones 6/6, Thompson 1/4, Works 2/4, Runnels 1/2, Hybl 6/-14.

PASSING – WSU 34/17/2/239/1/37: Gesser 34/17/2/239/1/37. OU 29/19/0/240/2/57: Hybl 29/19/0/240/2/57.

RECEIVING – WSU: Riley 9/139, Darling 5/75, Lunde 2/17, Bush 1/8. OU: Smith 5/38, Savage 4/52, Peoples 3/80, Fagan 3/31, Griffin 2/5, Moses 1/19, Wilson 1/15.

INTERCEPTIONS – WSU: none. OU: Everage 1/15, Woolfolk 1/0.

PUNTING – WSU: Basler 6/276/46.0/59. OU: Ferguson 4/131/32.8.

PUNT RETURNS – WSU: Trufant 2/10. OU: Perkins 4/90.

KICKOFF RETURNS – WSU: Moore 2/90, Smith 3/24. OU: Perkins 1/22.

SCORING: WSU: Riley 6, Moore 6, Dunning 2. OU: DiCarlo 10, Savage 6, Perkins 6, Fagan 6, Griffin 6.

FIRST DOWNS – WSU 11/2/8/1. OU 19/8/9/2.

FUMBLES/LOST – WSU 3/1. OU 2/1.

PENALTIES/YARDS – WSU 9/52. OU 4/28.

POSSESSION TIME – WSU 22:46. OU 37:14.

THIRD-DOWN CONVERSIONS – WSU 2/11. OU 9/20.

ATTENDANCE – 86,848

WSU TACKLERS – Coleman 10/4/6, V. Williams 9/6/3, M. Davis 7/4/3, Long 5/5/0, Trufant 5/5/0, Bennett 5/3/2, David 4/3/1, I. Davis 3/3/0, J. Williams 3/3/0, F. Shavies 3/3/0, Derting 3/2/1, Genatone 3/2/1, Abdullah 2/2/0, Kongaika 2/2/0, Tupai 2/0/2, Nettles 2/0/2, Basler 1/0/1, J. Shavies 1/0/1, Roche, 1/0/1, Boyer 1/0/1, Sperry 1/0/1, Bienemann 1/0/1, Paymah 1/0/1.


WSU SACKS – J. Williams 2/-16, Kongaika 1/-11.

WSU TFL – J. Williams 3/-17, F. Shavies 2/-3, M. Davis 1/-3, Long 1/-3, Bennett 1/-4, Genatone 1/-2, Kongaika 1/-11, Tupai 1/-1.

2003 HOLIDAY BOWL

#15 WSU 28, #5 TEXAS 20

December 30, 2003, San Diego, Calif. – Washington State reached the 10-win plateau for the third time in as many seasons with a 28-20 comeback victory over Texas in the Pacific Life Holiday Bowl. Facing a 10-7 halftime deficit, the Cougars rallied to score three touchdowns in the third quarter and take a 26-10 lead into the final stanza. The second half fireworks began with a 54-yard touchdown pass from Matt Kegel to Sammy Moore with just over nine minutes left in the third. WSU used a trick play to get in the end zone once again four minutes later. Kegel lined up under center, but instead of taking the snap, ran in motion to the right sideline, leaving running back Jonathan Smith alone in the backfield. Smith fumbled the snap, but recovered and ran 12 yards for a touchdown. Two Texas possessions later, the WSU defense continued the onslaught when Jason David recovered a fumble and took it 18 yards for the Cougs' final touchdown of the game. Washington State's defense forced a fourth quarter safety to push its total to 28. Moore earned most valuable offensive player honors after converting both of his catches for touchdowns and setting up another with a 51-yard punt return. Sophomore Kyle Basler was named the game's most valuable defensive player after pinning the Longhorns inside their own five on four occasions.



WASHINGTON STATE	0	7	19	2	28
TEXAS	0	10	0	10	20

TEAM	QT	TIME	SCORING PLAY
UT	2	12:21	Benson 1 run (Pino kick)
WSU	2	:59	Moore 12 pass from Kegel (Dunning kick)
UT	2	:04	Pino 39 field goal
WSU	3	9:23	Moore 54 pass from Kegel (Dunning fail)
WSU	3	5:50	Smith 12 run (Dunning kick)
WSU	3	2:20	David 18 fumble recovery (Dunning block)
UT	4	13:32	Pino 19 field goal
WSU	4	8:41	Team safety
UT	4	4:29	Williams 30 pass from Mock (Pino kick)

TOTAL OFFENSE - WSU 65/360/5.5 UT 89/327/3.

RUSHING - WSU 33/162/5/157/1/17: Smith 21/110/1, Bruhn 10/44, Kegel 2/3. UT 40/211/80/131/1/48: Benson 22/83/1, V. Young 9/50, S. Young 1/48, Williams 1/11, Jeffery 1/3, Mock 6/-64.

PASSING - WSU 32/18/2/203/2/54: Kegel 32/18/2/203/2/54. UT 49/20/0/196/1/46: Mock 35/14/0/181/1/46, V. Young 14/6/0/15/0/6.

RECEIVING - WSU: Smith 5/51, Lunde 3/39, Darling 3/26, Harvey 3/15, Moore 2/66/2, Bienemann 2/6. UT: Williams 9/97/1, S. Thomas 4/20, Johnson 3/41, Melton 1/13, Benson 1/12, S. Young 1/9, Scaife 1/4.

INTERCEPTIONS - WSU: none. UT: Crowder 1/0, Geiggar 1/0.

PUNTING - WSU: Basler 7/281/40.1/56. UT: McGee 5/217/43.4/48, Team 1/36/36.0/36.

PUNT RETURNS - WSU: Moore 4/68/17.0/51. UT: S. Young 1/20/20.0/20.

KICKOFF RETURNS - WSU: Moore 5/59/11.4/22. UT: S. Young 3/74/24.6/29, Melton 1/16/16.0/16, Brown 1/15/15.0/15.

SCORING - WSU: Moore 12, David 6, Smith 6, Dunning 2, Team 2. UT: Pino 8, Benson 6, Williams 6.

FIRST DOWNS - WSU: 19/8/11/0. UT: 22/13/7/2.

FUMBLES/LOST - WSU: 0/0. UT: 5/3.

PENALTIES/YARDS - WSU: 6/68. UT: 4/24.

POSSESSION TIME - WSU: 20:41. UT: 39:19.

THIRD-DOWN CONVERSIONS - WSU: 6/14. UT: 8/21.

ATTENDANCE - 61,102

WSU TACKLERS (T-P-A) -- V. Williams 10/6/4, Jackson 10/5/5, Coleman 8/7/1, Cook 6/3/3, Acholonu 4/4/0, Derting 4/4/0, Brown 4/3/1, J. Williams 4/3/1, Paymah 4/2/2, David 3/3/0, Genatone 3/2/1, Bohannon 2/2/0, Hill 2/1/1, Tupai 2/1/1, Davis 1/1/0, Sideris 1/1/0, Frampton 1/1/0, Darling 1/1/0, Bennett 1/1/0, Bruce 1/0/1, Wagner 1/0/1.


WSU SACKS -- Acholonu 3/-30, Jackson 1/-11, Coleman 1/-5, Derting 1/-9, Tupai 1/-9.

WSU TFL - Acholonu 3/-30, Jackson 2/-11, Coleman 1/-5, Derting 1/-9, J. Williams 1/-2, Genatone 1/-1 Tupai 1/-9, V. Williams .5/-1, Cook .5/-1.

2013 NEW MEXICO BOWL

COLORADO STATE 48, WSU 45

December 22, 2013, ALBUQUERQUE, N.M. - With less than two minutes to play and Colorado State down by eight points, Shaquill Barrett knew the Rams needed the ball back quickly to finish an improbable comeback against Washington State. Once down by 22 points in the New Mexico Bowl, the Rams got their chance when Cougars running back Jeremiah Laufasa came barreling toward Barrett. That fumble, at the Cougars 33, set up Kapri Bibbs' 1-yard run score and Donnell Alexander's two-point conversion run that tied it at 45 with 33 seconds left. Then, Washington State's Teondray Caldwell fumbled a kickoff return at the 24, setting up Jared Roberts' 41-yard field goal with 3 seconds left that gave Colorado State a 48-45 victory. It was a quarterback shootout that saw close to 800 passing yards combined and a game largely dominated by Washington State until the last 2 minutes. And Colorado State did not have a led the entire game until that winning field goal. Garrett Grayson threw for 369 yards and Bibbs ran for 169 yards and three touchdowns for Colorado State (8-6). The Rams overcame three early turnovers. Meanwhile, Washington State's Connor Halliday threw touchdown passes to six receivers and finished with 410 yards for Washington State (6-7). Those six touchdown passes tied West Virginia's Geno Smith and Iowa's Chuck Long for an NCAA bowl record. After the first touchdown pass, Halliday got into a shouting match with a Colorado State coach when Halliday ran into the Rams' sideline. That exchange created a social media buzz and McElwain vowed to look into it. Washington State scored 35 points in the first half, but had only 10 in the second.



SCORE BY QUARTERS	1	2	3	4	TOTAL
Washington State	21	14	3	7	45
Colorado State	10	13	7	18	48

SCORING SUMMARY

1st	12:32	WSU	River Cracraft 25 yd pass from C. Halliday (Andrew Furney kick)	6-73 1:48
	11:17	WSU	Gabe Marks 1 yd pass from C. Halliday (Andrew Furney kick)	1-5 0:12
	07:02	CS	LOVETT, Charles 63 yd pass from GRAYSON, Garret (ROBERTS, Jared kick)	8-89 4:11
	05:27	WSU	Theron West 28 yd pass from C. Halliday (Andrew Furney kick)	8-75 1:35
	02:52	CS	ROBERTS, Jared 25 yd field goal	7-64 2:31
2nd	09:55	CS	ROBERTS, Jared 19 yd field goal	19-69 7:05
	06:52	WSU	Vince Mayle 28 yd pass from C. Halliday (Andrew Furney kick)	3-27 1:05
	02:48	WSU	Rickey Galvin 3 yd pass from C. Halliday (Andrew Furney kick)	4-42 1:19
	00:59	CS	BIBBS, Kapri 1 yd run (ROBERTS, Jared kick)	9-75 1:49
	00:00	CS	ROBERTS, Jared 30 yd field goal	5-27 0:24
3rd	10:43	WSU	Andrew Furney 33 yd field goal	9-27 2:32
	10:30	CS	BIBBS, Kapri 75 yd run (ROBERTS, Jared kick)	1-75 0:13
4th	09:35	WSU	Isiah Myers 22 yd pass from C. Halliday (Andrew Furney kick)	11-80 4:36
	02:52	CS	VADEN, Jordan 12 yd pass from GRAYSON, Garret (ROBERTS, Jared kick)	9-72 1:25
	00:33	CS	BIBBS, Kapri 1 yd run (ALEXANDER, Donn rush)	8-33 1:24
	00:00	CS	ROBERTS, Jared 41 yd field goal	3-0 0:27

TEAM STATISTICS

	WSU	CSU
FFIRST DOWNS	24	29
RUSHES-YARDS (NET)	19-10	46-226
PASSING YDS (NET)	410	369
Passes Att-Comp-Int	58-37-1	51-31-1
TOTAL OFFENSE PLAYS-YARDS	77-400	97-595
Fumble Returns-Yards	1-29	0-0
Punt Returns-Yards	2-24	0-0
Kickoff Returns-Yards	4-66	4-52
Interception Returns-Yards	1-8	1-1
Punts (Number-Avg)	6-40.5	5-32.8
Fumbles-Lost	3-2	2-2
Penalties-Yards	10-70	7-48
Possession Time	25:39	34:21
Third-Down Conversions	8 of 17	12 of 22
Fourth-Down Conversions	1 of 1	3 of 3
Red-Zone Scores-Chances	4-5	6-6
Sacks By: Number-Yards	2-22	5-52

INDIVIDUAL STATISTICS

RUSHING: Washington State-Theron West 3-17; T. Caldwell 3-14; Marcus Mason 4-5; Jere. Laufasa 1-2; K. Williams 1-1; C. Halliday 7-minus 49. Colorado State-BIBBS, Kapri 27-169; ALEXANDER, Donn 7-31; GRAYSON, Garret 8-10; MORGAN, Max 1-8; SCHLAGER, Jake 1-4; CARTWRIGHT, Kiv 1-4; HANSLEY, Joe 1-0.

PASSING: Washington St.-C. Halliday 37-58-1-410. Colorado St.-GRAYSON, Garret 31-50-1-369; TEAM 0-1-0-0.

RECEIVING: Washington State-River Cracraft 9-125; K. Williams 7-72; Gabe Marks 5-37; Theron West 3-50; Isiah Myers 3-45; Rickey Galvin 3-24; Marcus Mason 3-18; Vince Mayle 2-38; Dom. Williams 1-3; T. Caldwell 1-minus 2. Colorado State-VADEN, Jordan 8-60; LOVETT, Charles 5-93; HANSLEY, Joe 4-56; GILLMORE, Crock 4-44; HIGGINS, Rashar 4-42; ALEXANDER, Donn 3-17; CARTWRIGHT, Kiv 2-51; BIBBS, Kapri 1-6.

INTERCEPTIONS: UWashington State-Deone Buccannon 1-8. Colorado State-MORGAN, Max 1-1.


FUMBLES: Washington State-Theron West 1-0; T. Caldwell 1-1; Jere. Laufasa 1-1. Colorado State-HIGGINS, Rashar 1-1; VADEN, Jordan 1-1.

SACKS (UA-A): Washington State-Destiny Vaeao 0-1; Darryl Paulo 1-0; Xavier Cooper 0-1. Colorado State-JAMES, Cory 2-0; JACKSON, Terry 1-0; KAWULOK, Joe 1-0; EDWARDS, Eli 1-0.

TACKLES (UA-A): Washington State-Casey Locker 8-7; Justin Sagote 4-11; Darryl Monroe 5-8; Tana Pritchard 3-5; Cyrus Coen 3-4; Kache Palacio 2-5; Damante Horton 5-1; Deone Buccannon 4-1; N. Washington 2-1; Xavier Cooper 1-2; Ioane Gauta 1-2; Kalaf. Pole 0-2; J. Allison 1-0; Jared Byers 1-0; Darryl Paulo 1-0; Lyman Faoliu 1-0; Destiny Vaeao 0-1. Colorado State-DAVIS, Aaron 5-2; PIERRE-LOUIS, K 5-2; BARRETT, Shaqui 4-2; MORGAN, Max 5-0; JAMES, Cory 4-1; MATTHEWS, Trent 2-3; BLAKE, Bernard 3-1; BELL, Shaq 3-1; ODEN, Jasen 2-1; JACKSON, Terry 2-0; MICHEL, Steven 2-0; BIBBS, Kapri 1-0; EDWARDS, Eli 1-0; JANUSKA, Nick 1-0; KAWULOK, Joe 1-0; RICHBURG, Westo 1-0; TONGA, Calvin 0-1.

WSU 20, MIAMI 14

EL PASO, Texas - Luke Falk threw two touchdown passes to lead Washington State to a 20-14 victory over Miami on Saturday in the snowy Sun Bowl. Erik Powell added field goals of 30 and 25 yards to help the Cougars (9-4) win a bowl game for the first time since the 2003 Holiday Bowl. Miami (8-5) lost its sixth consecutive bowl game. Washington State led 20-7 at the half and looked in total control, limiting Miami to three first downs over the second and third quarters. The Hurricanes rallied in a blizzard in the fourth. Braxton Berrios' 60-yard end-around run set up Mark Walton's 5-yard scoring run that cut it to 20-14 with 13:10 left. The Cougars, the top passing team in the nation during the regular season, were shut out in the second half, leaving it to their defense to wrap up the victory. Miami had a 5-yard touchdown pass from Brad Kaaya to Stacy Coley called back on a penalty with 5:14 to play. Two players later, Washington State's Marcellus Pippins recovered Walton's fumble at the 4. After a Cougars punt, the Hurricanes were at the Washington State 28, but an end-over-end halfback pass from Joe Yearby was easily intercepted by Shalom Luani with 2:58 to play to seal it for Washington State. Falk, the game's MVP, was 29 of 53 for 295 yards and no interceptions. He threw touchdown passes of 31 yards to running back Jamal Morrow and 25 yards to receiver Gabe Marks. The scoring play to Morrow, during which he turned up the right sideline and carried two defenders into the end zone, gave Washington State a 7-0 lead. Miami tied it at 7 on a 4-yard pass from Brad Kaaya to Coley. The first quarter ended 7-7, but the Cougars ran off 13 straight points in the second. Kaaya was 17 of 30 for 219 yards with one interception. He appeared to give the Hurricanes a 14-7 lead in the second quarter when he connected in the end zone with receiver Rashawn Scott, but the ball came out of Scott's hands and was intercepted by Peyton Pelluer. One of the keys for the Cougars was winning the turnover battle, 3-1. Washington State fumbled in the second quarter, but the defense forced a three-and-out. On the next series, the Cougars used a 14-play drive to get Powell's first field goal and a 10-7 lead. Washington State made it 17-7 on Falk's TD pass to Marks, and Powell made it 20-7.



SCORE BY QUARTERS	1	2	3	4	TOTAL
Miami	7	0	0	7	14
Washington State	7	13	0	0	20

SCORING SUMMARY

1st	12:41	WSU	Jamal Morrow 31 yd pass from Luke Falk (Erik Powell kick)	6-75 2:19
	05:45	UM	Stacy Coley 4 yd pass from Brad Kaaya (Michael Badgley kick)	15-69 6:56
2nd	06:33	WSU	Erik Powell 30 yd field goal	14-58 6:13
	01:10	WSU	Gabe Marks 25 yd pass from Luke Falk (Erik Powell kick)	8-71 2:32
	00:00	WSU	Erik Powell 25 yd field goal	4-34 0:26
4th	13:10	UM	Mark Walton 5 yd run (Michael Badgley kick)	2-65 0:33

TEAM STATISTICS

	MIAMI	WSU
FIRST DOWNS	13	23
RUSHES-YARDS (NET)	29-114	24-82
PASSING YDS (NET)	223	300
Passes Att-Comp-Int	33-18-2	54-30-0
TOTAL OFFENSE PLAYS-YARDS	62-337	78-382
Fumble Returns-Yards	0-0	0-0
Punt Returns-Yards	3-23	2--2
Kickoff Returns-Yards	2-56	0-0
Interception Returns-Yards	0-0	2-3
Punts (Number-Avg)	7-37.6	6-36.8
Fumbles-Lost	3-1	1-1
Penalties-Yards	9-98	5-36
Possession Time	28:55	31:05
Third-Down Conversions	3 of 13	5 of 15
Fourth-Down Conversions	2 of 3	1 of 3
Red-Zone Scores-Chances	2-4	2-2
Sacks By: Number-Yards	2-14	4-33

INDIVIDUAL STATISTICS

RUSHING: Miami-Braxton Berrios 3-72; Joe Yearby 14-63; Mark Walton 8-12; Brad Kaaya 4-minus 33. Washington State-Jamal Morrow 10-71; Keith Harrington 3-12; Gerard Wicks 5-11; Luke Falk 4-minus 1; TEAM 2-minus 11.

PASSING: Miami-Brad Kaaya 18-32-1-223; Joe Yearby 0-1-1-0. Washington State-Luke Falk 30-54-0-300.

RECEIVING: Miami-Rashawn Scott 5-75; Stacy Coley 4-48; Mark Walton 3-57; Herb Waters 3-17; Chris Herndon 1-18; Braxton Berrios 1-7; David Njoku 1-1. Washington State-Gabe Marks 5-67; River Cracraft 5-63; Jamal Morrow 5-50; John Thompson 3-41; Kyryn Priester 3-17; Dom Williams 2-43; Robert Lewis 2-9; Gerard Wicks 2-0; Tyler Baker 1-6; Kyle Sweet 1-4; Tavares Martin Jr. 1-0.

INTERCEPTIONS: Miami-None. Washington State-Shalom Luani 1-3; Peyton Pelluer 1-0.

FUMBLES: Miami-Mark Walton 1-1; Rashawn Scott 1-0. Washington State-Gerard Wicks 1-1.


SACKS (UA-A): Miami-RJ McIntosh 0-1; D. Jackson 0-1; Tyriq McCord 1-0. Washington State-Destiny Vaeao 1-0; Darryl Paulo 1-0; Ivan McClennan 1-0; Hercules Mata'afa 1-0.

TACKLES (UA-A): Miami-Juwon Young 7-3; Jaquan Johnson 5-0; Tyriq McCord 4-1; Dallas Crawford 3-2; Artie Burns 2-1; Jermaine Grace 2-1; Deon Bush 2-1; A. Muhammad 2-1; Corn Elder 2-1; R. Jenkins 2-1; C. Heurtelou 1-2; Tracy Howard 2-0; Michael Jackson 1-0; Trent Harris 1-0; Joe Yearby 1-0; S. Redwine 1-0; Mike Smith 1-0; Chad Thomas 0-1; Kendrick Norton 0-1; Ufomba Kamalu 0-1; Hunter Knighton 0-1; D. Jackson 0-1; RJ McIntosh 0-1. Washington State-Darrien Molton 6-2; Jeremiah Allison 2-4; Frankie Luvu 3-1; Shalom Luani 2-2; Ivan McClennan 2-2; Charleston White 2-2; Taylor Talilu 2-1; Destiny Vaeao 2-1; Calvin Green 1-2; Peyton Pelluer 0-3; Daniel Ekualo 2-0; Nate DeRider 1-1; Hercules Mata'afa 1-1; Colton Teglovic 1-1; Isaac Dotson 1-1; Parker Henry 0-2; Darryl Paulo 1-0; Kache Palacio 1-0; Robert Barber 1-0; Paris Taylor 0-1; Aaron Porter 0-1.

2016 HOLIDAY BOWL

MINNESOTA 17, WSU 12

SAN DIEGO - Shannon Brooks caught a tipped pass from Mitch Leidner for a 13-yard, go-ahead touchdown in the third quarter and the Minnesota Golden Gophers, beset by turmoil after 10 players were suspended after a sexual assault investigation, upset Luke Falk and the Washington State Cougars 17-12 in the Holiday Bowl on Tuesday night. It was one of the few exciting plays in an otherwise pedestrian edition of what traditionally has been one of the country's most exciting bowl games. WSU cornerback Marcellus Pippins reached up with his right hand and deflected Leidner's pass in the end zone but it went right to Brooks for the TD and a 10-6 lead. That capped an 84-yard, 10-play drive on Minnesota's first possession of the second half. The Golden Gophers (9-4) were looking to regroup after backing down from a threat to skip the game if 10 teammates suspended after a sexual assault investigation weren't reinstated. Their boycott lasted less than 36 hours, with university leadership never blinking. The players backed down amid pressure from many who read details of the allegations. WSU (8-5) ended on a three-game losing streak and was held to its lowest point total of the season. The Cougars had scored more than 50 points four times this season, a school record. The Golden Gophers frustrated Falk most of the game, holding him to 264 yards - 86 below his average - on 30-of-51 passing. Falk didn't crack 200 yards until the final minutes, when he led a drive capped by an 8-yard TD pass to Kyle Sweet. After three tries due to Minnesota penalties, the conversion attempt failed. Minnesota then recovered an onside kick. Falk came in having completed 71 percent of his passes in throwing for 4,204 yards and 37 touchdowns. The Cougars were ranked second in the nation in passing. Falk was intercepted by Adekunle Ayinde on fourth down with 3:05 left. That set up Rodney Smith's 9-yard TD run with 2:06 left for a 17-6 lead. WSU lead 6-3 after a lackluster first half that included just three field goals. The Cougars couldn't get their vaunted Air Raid offense going and crossed the 50 just twice, getting field goals of 26 and 41 yards by Erik Powell. Powell's second field goal was set up when Nnamdi Oguayo hit Leidner and forced a fumble that Isaac Dotson recovered at the Golden Gophers' 38. Minnesota got a 43-yard field goal by Emmitt Carpenter in the second quarter.



SCORE BY QUARTERS	1	2	3	4	TOTAL
Minnesota	0	3	7	7	17
Washington State	3	3	0	6	12

SCORING SUMMARY

1st 06:23	WSU	Powell, Erik 26 yd field goal	17-76 6:33
2nd 07:26	MINN	Carpenter, Emmitt 43 yd field goal	6-14 2:53
00:33	WSU	Powell, Erik 41 yd field goal	7-14 1:56
3rd 03:23	MINN	Brooks, Shannon 13 pass rom Leidner, Mitch (Carpenter, Emmitt kick)	10-84 5:22
4th 02:06	MINN	Smith, Rodney 9 yd run (Carpenter, Emmitt kick)	4-31 0:59
00:19	WSU	Sweet, Kyle 8 yd pass from Falk, Luke (Falk, Luke pass failed)	10-79 1:42

TEAM STATISTICS

	WSU	MINN
FIRST DOWNS	17	16
RUSHES-YARDS (NET)	23-39	41-150
PASSING YDS (NET)	264	129
Passes Att-Comp-Int	30-51-1	11-20-0
TOTAL OFFENSE PLAYS-YARDS	74-303	61-279
Fumble Returns-Yards	0-0	0-0
Punt Returns-Yards	2-4	2-3
Kickoff Returns-Yards	3-48	3-77
Interception Returns-Yards	0-0	1-23
Punts (Number-Avg)	8-40.5	7-43.9
Fumbles-Lost	0-0	1-1
Penalties-Yards	7-56	10-65
Possession Time	31:06	28:54
Third-Down Conversions	7 of 19	3 of 12
Fourth-Down Conversions	1 of 2	0 of 0
Red-Zone Scores-Chances	3-3	2-2
Sacks By: Number-Yards	2-10	3-28

INDIVIDUAL STATISTICS

RUSHING: Washington State-Wicks, Gerard 5-26; Morrow, Jamal 5-13; Williams, James 4-12 Falk, Luke 9-minus 12. Minnesota-Smith, Rodney 17-74; Brooks, Shannon 13-51; Leidner, Mitch 10-26; Team 1-minus 1.

PASSING: Washington State-Falk, Luke 30-51-1-264. Minnesota-Keidner, Mitch 11-20-0-129.

RECEIVING: Washington State-Lewis, Robert 6-86; Weet, Kyle 4-33; Marks, Gabe 4-27; Morrow, Jamal 4-20; Dimry, C.J. 3-33; Martin, Jr., Tavares 3-20; Thompson, John 2-10; Johnson-Mack, Isaiah 2-2; Williams, James 1-29; Wicks, Gerard 1-4. Minnesota-Volitarsky, Drew 5-73; Still Rashad 2-38; Brooks, Shannon 2-10; Wozniak, Nate 1-7; Smith, Rodney 1-1.

INTERCEPTIONS: Washington State-None. Minnesota-Ayinde, Adekunle 1-23.

FUMBLES: Washington State-None. Minnesota-Leidner, Mitch.

SACKS (UA-A): Washington State-Mata'afa, Herc. 1-10; Oguayo, Nnamdi, 1-0. Minnesota-Ralis, Nick 1-12; Coughlin, C. 1-10; Cashman, Blake 1-6.

TACKLES (UA-A): Washington State-Luani, Shalom 3-6; Dotson, Isaac 4-4; Thompson, Jalen 7-0; Taylor, Robert 2-6; Luvu, Frankie 4-0; Pelluer, Peyton 4-0; Molton, Darrien 3-1; Barber, Robert 3-1; Oguayo, Nnamdi 2-1; Pippins, Marcellus 2-0; Mata'afa, Hercules 2-0; Tapa, Ngalu 1-1; Hanser, Dylan 1-1; McBroom, Garrett 1-1; Teglovic, Colton 1-0; Moore, Derek 1-0; Ekuale, Daniel 0-1; Fernandez, Kingston 0-1; Broughton, Treshon 0-1. Minnesota-Cashman, Blake 9-3; McGhee, D. 5-3; Travis, Damarius 4-3; Lynn, Jack 3-2; Rallis, Nick 2-3; Durr, Coney 3-1; Coughlin, C. 1-3; Ayinde, Adekunle 3-0; Myrick, Jalen 3-0; Martin, Kamal 2-1; Craighton, Zo 2-0; Ekpe, Scott 1-0; Ekpe, Hendrick 1-0; Celestin, J. 1-0; Elmore, Gaelin 1-0; Jordahl, Payton 1-0; Timms, Yoshoub 0-1; Huff, Julian 0-1; Richardson, S. 0-1.

2017 HOLIDAY BOWL

NO. 18 MICHIGAN STATE 42, NO. 21 WSU 17

SAN DIEGO - Brian Lewerke threw for 213 yards and three touchdowns, and LJ Scott ran for 110 yards and two scores for No. 18 Michigan State, which took advantage of Luke Falk's absence to rout No. 21 Washington State 42-17 in the Holiday Bowl. Lewerke also rushed for 73 yards for Michigan State (10-3), which rebounded from a dismal 3-9 record last year to reach double digits in wins for the eighth time in program history. Falk, who was photographed earlier in the week with a cast on his left wrist, went through warmups but came out in street clothes at game time. He was replaced by redshirt sophomore Tyler Hilinski, who made his first start and eighth appearance of the season. It's unclear precisely when Falk injured the wrist on his non-throwing hand, but he had issues with it throughout the season. Coach Mike Leach refused to give specifics during the week. Hilinski led WSU (9-4) to a 45-yard field goal by Erik Powell on the Cougars' second drive, but the Cougars were overpowered by the Spartans. Lewerke threw the first of two TD passes to Cody White, a 7-yarder midway through the second quarter, when he was flushed to the left but found the receiver in the back of the end zone. On MSU's next possession, Lewerke took the snap and glanced at his running back, which froze the secondary and allowed Felton Davis III to get wide open for a 49-yard scoring pass. Scott scored on a 3-yard run to give the Spartans a 21-3 halftime time. Early in the third, Lewerke rolled left and had his pass tipped, but a sliding White caught it for a 7-yard touchdown. Lewerke, who finished 13 of 21, was hit hard on a keeper in the third quarter and came out for a few plays. His backup, Damion Terry, scored on a 6-yard keeper to make it 35-3. The Cougars closed the gap when Hilinski threw a 14-yard touchdown pass to Tay Martin late in the third quarter and a 15-yarder to Tay in the fourth quarter. Scott scored on a 28-yard burst up the middle with about six minutes left to play. Hilinski was 39 of 50 for 272 yards and two touchdowns, with one interception. THE TAKEAWAY Washington State: It was the second straight lackluster Holiday Bowl for Leach's Cougars, who lost 17-12 to Minnesota last year. Besides being without Falk, leading receiver Tavares Martin Jr. was kicked off the team after the regular season and third-leading receiver Isaiah Johnson-Mack left the squad. Michigan State: Scott had his third 100-yard game of the season and ninth of his career. Felton had four catches for 118 yards.



SCORE BY QUARTERS	1	2	3	4	TOTAL
Washington State	3	0	7	7	17
Michigan State	0	21	14	7	42

SCORING SUMMARY

1st 05:45	WSU	Powell, Erik 45 yd field goal	14-64 6:05
2nd 07:34	MSU	White, Cody 15 yd pass from Lewerke, Brian (Coghlin, Matt kick)	16-81 9:24
04:34	MSU	Davis, Felton 49 yd pass from Lewerke, Brian (Coghlin, Matt kick)	4-63 2:03
00:29	MSU	Scott, LJ 3 yd run (Coghlin, Matt kick)	6-68 2:43
3rd 10:28	MSU	White, Cody 10 yd pass from Lewerke, Brian (Coghlin, Matt kick)	10-67 4:26
05:08	MSU	Terry, Damion 6 yd run (Coghlin, Matt kick)	7-27 3:47
02:06	WSU	Martin, Tay 14 yd pass from Hilinski, Tyler (Powell, Erik kick)	7-80 2:57
4th 08:26	WSU	Martin, Tay 15 yd pass from Hilinski, Tyler (Powell, Erik kick)	9-67 2:57
06:14	MSU	Scott, LJ 28 yd run (Coghlin, Matt kick)	4-46 2:11

TEAM STATISTICS

	WSU	MSU
FIRST DOWNS	17	25
RUSHES-YARDS (NET)	8-24	48-227
PASSING YDS (NET)	272	213
Passes Att-Comp-Int	50-39-1	22-13-1
TOTAL OFFENSE PLAYS-YARDS	58-296	70-440
Fumble Returns-Yards	0-0	0-0
Punt Returns-Yards	0-0	0-0
Kickoff Returns-Yards	6-95	2-57
Interception Returns-Yards	1-13	1-1
Punts (Number-Avg)	4-37.8	2-40.5
Fumbles-Lost	2-1	0-0
Penalties-Yards	4-46	6-50
Possession Time	23:18	36:42
Third-Down Conversions	5 of 11	10 of 15
Fourth-Down Conversions	1 of 1	1 of 2
Red-Zone Scores-Chances	2-2	4-4
Sacks By: Number-Yards	1-5	0-0

INDIVIDUAL STATISTICS

RUSHING: Washington State-Williams, James 3-14; Hilinski, Tyler 5-10. Michigan State-Scott, LJ 18-110; Lewerke, Brian 14-73; Terry, Damion 4-21; London, Madre 4-17; White, Cody 1-9; Holmes, Gerald 6-2; Jackson, T. 1-minus 5.

PASSING: Washington State-Hilinski, Tyler 39-50-1-272. Michigan State-Lewerke, Brian 13-21-0-213; Terry, Damion 0-1-1-0.

RECEIVING: Washington State-Williams, James 10-65; Sweet, Kyle 8-52; Martin, Tay 7-51; Patmon, Dezmon 4-38; Morrow, Jamal 4-27; Bell, Renard 4-13; Calvin, Jamire 1-19; Arconado, B. 1-7. Michigan State-Davis, Felton 4-118; White, Cody 3-41; Scott, LJ 2-26; Stewart, D. 2-15; Sokol, Matt 1-12; Rison, Hunter 1-1.

INTERCEPTIONS: Washington State-Luvu, Frankie 1-13. Michigan State-Willis, Khari 1-1.

FUMBLES: Washington State-Hilinski, Tyler 1-1. Michigan State-None.

SACKS (UA-A): Washington State-Mata'afa, Herc. 1-0. Michigan State-None.

TACKLES (UA-A): Washington State-Dotson, Isaac 8-2; Taylor, Robert 5-2; Oguayo, Nnamdi 4-1; Rogers, Justus 3-2; Luvu, Frankie 2-2; Thompson, Jalen 2-2; Strong, Marcus 2-2; Woods, Jahad 3-0; Pippins, Mar. 2-0; Begg, Nick 2-0; Ekuale, Daniel 2-0; Mata'afa, Herc. 1-1; Dale, Hunter 1-1; Tago, Logan 0-2; Parker, Kirkland 1-0; Harper Jr, Sean 1-0; Onyekwku, Chima 1-0; Rodgers, Will 1-0; McBroom, Garrett 0-1. Michigan State-Bachie, Joe 4-2; Frey, Chris 4-2; Morrissey, Matt 2-3; Willekes, Kenny 4-0; Dowell, Andrew 3-1; Cooper, D. 3-1; Simmons, A. 3-0; Dowell, David 3-0; Butler, Josh 1-2; Layne, Justin 1-2; Long, Dominique 2-0; Harrington, S. 1-1; Bullough, Byron 1-1; Williams, R. 1-1; Owens, Gerald 1-0; Jones, Naquan 1-0; Terry, Damion 1-0; Harrell, T.J. 0-1; Person, Tre 0-1; Panasiuk, Mike 0-1; Scanlon, Brett 0-1.

2018 ALAMO BOWL

NO. 12 WSU 28, NO. 25 IOWA STATE 26

SAN ANTONIO – Gardner Minshew II and that glorious mustache conjured up a final bit of magic in a grand finale for Washington State. The graduate transfer quarterback whose whiskered upper lip was loved and mimicked by Cougars fans all season, threw two touchdown passes and ran for another score in sending No. 12 Washington State to a 28-26 win over No. 25 Iowa State in the Alamo Bowl. Minshew's passing and scrambling earned the Cougars (11-2) a school record for wins in a season. He threw for 299 yards, none of them bigger than a play made out of desperation when Iowa State had all the momentum. After watching a 21-10 lead dwindle to 21-20 by early in the fourth quarter, the Cougars stripped the ball from Iowa State running back David Montgomery at the Cyclones' 30. Minshew, who had been held in check in the third quarter, escaped a third-down pass rush to flip a last-second shovel pass to Tay Martin that went for 20 yards. The play stunned the Cyclones, and Max Borghi scored on a 10-yard run the next play. It was just another big fourth-quarter moment for the transfer from East Carolina who coach Mike Leach had lured out West with the promise he could lead the nation in passing. Minshew was the nation's leading passer in yards per game this season and won the Johnny Unitas Award as the nation's top senior quarterback in a season the Cougars fell one game short of playing for the Pac-12 championship. Nearly all of his completions this season were more orthodox than the flip to Martin. None were bigger for the season and the legacy it set for the program. "I want to say thank you to these coaches, this university and these fans for taking me in," Minshew said. "So glad to be a part of this," he said. "One thing I've always been told is to leave a place better than we found it. This place could be really special." The Cyclones did a good job in bottling him up for much of the game. Iowa State's defense held Washington State 10 points and 135 yards below their season averages and two of the Cougars' touchdowns came on short drives after turnovers. But after Minshew found a way to get Washington State in the end zone, the Cougars' defense made the one play it had to at the end. Iowa State's last chance came after quarterback Brock Purdy scored from a yard out with 4:02 left. The Cyclones went for two, but a pass to Montgomery was stopped well short of the goal line after a false-start penalty pushed the line of scrimmage back to the 8. Iowa State had seven false start penalties and had two players ejected for targeting hits on Minshew. Purdy passed for 315 yards and Cyclones receiver Hakeem Butler caught nine passes for 192 yards, six shy of the Alamo Bowl record. Montgomery rushed for 124 yards. The Cyclones (8-5) had rallied from a 1-3 start to finish third in the Big 12, the program's best conference finish in 40 years. **THE TAKEAWAY** Washington State: Minshew completed 9 of 13 passes in the fourth quarter for 78 yards. After Iowa State's final touchdown, he completed three passes, two of them converting third downs, as the Cougars ran out the clock. Iowa State: Turnovers and targeting calls were critical. Purdy threw two first-quarter interceptions and Montgomery's fumble was a game-changer. Iowa State had two key defenders ejected in the second quarter for targeting hits to Minshew. **TOUCHDOWN TAUNTING** Washington State cornerback Marcus Strong had a long touchdown interception return wiped out in the first quarter when he was flagged for taunting on his way into the endzone. Strong stepped in front of a pass intended for Butler and had a clear path to the goal line. He was penalized because he held the ball out and looked back as Purdy made a futile dive for his feet. Instead of the score, the Cougars got the ball on the Iowa State 20 and scored two plays later when Minshew connected with Renard Bell.

SCORE BY QUARTERS	1	2	3	4	TOTAL
Iowa State	0	10	10	6	26
Washington State	7	14	0	7	28

SCORING SUMMARY

1st 06:55	WSU	Renard Bell 22 yd pass from Gardner Minshew II (Blake Mazza kick)	3-20 0:53
2nd 06:08	WSU	Gardner Minshew II 7 yd run (Blake Mazza kick)	13-88 5:55
04:26	ISU	Purdy, Brock 9 yd run (Assalley, C. kick)	4-69 1:42
01:02	WSU	Dezmon Patmon 9 yd pass from Gardner Minshew II (Blake Mazza kick)	8-54 3:24
00:00	ISU	Assalley, C. 50 yd field goal	5-42 1:02
3rd 12:11	ISU	Montgomery, Da. 8 yd run (Assalley, C. kick)	7-73 2:49
01:04	ISU	Assalley, C. 23 yd field goal	14-74 6:36
4th 10:24	WSU	Max Borghi 10 yd run (Blake Mazza kick)	4-30 0:53
04:02	ISU	Purdy, Brock 1 yd run (Purdy, Brock pass failed)	5-74 2:46

TEAM STATISTICS

	ISU	WSU
FIRST DOWNS	22	19
RUSHES-YARDS (NET)	39-200	17-28
PASSING YDS (NET)	315	299
Passes Att-Comp-Int	27-18-2	49-35-0
TOTAL OFFENSE PLAYS-YARDS	66-515	66-327
Fumble Returns-Yards	0-0	0-0
Punt Returns-Yards	0-0	1-4
Kickoff Returns-Yards	2-56	4-108
Interception Returns-Yards	0-0	2-66
Punts (Number-Avg)	3-42.7	6-43.7
Fumbles-Lost	1-1	1-1
Penalties-Yards	10-63	6-65
Possession Time	29:33	30:27
Third-Down Conversions	3 of 10	4 of 11
Fourth-Down Conversions	1 of 1	0 of 0
Red-Zone Scores-Chances	4-4	4-4
Sacks By: Number-Yards	2-7	3-15

INDIVIDUAL STATISTICS

RUSHING: RUSHING: Iowa State-Montgomery, Da. 26-124; Purdy, Brock 10-46; Croney, Sheldon 2-16; Nwagwu, Kene 1-14. Washington State-Gardner Minshew II 6-16; Max Borghi 5-13; James Williams 3-11; TEAM 3-minus 12.
PASSING: Iowa State-Purdy, Brock 18-27-2-315. Washington State-Gardner Minshew II 35-49-0-299.
RECEIVING: Iowa State-Butler, Hakeem 9-192; Montgomery, Da. 4-55; Allen, Chase 1-28; Seonbuchner, S. 1-18; Eaton, Matthew 1-11; Jones, D. 1-6; Akers, Landen 1-5. Washington State-James Williams 7-53; Dezmon Patmon 6-76; Max Borghi 6-22; Jamire Calvin 5-35; Easop Winston, Jr. 4-43; Tay Martin 4-35; Renard Bell 1-22; Calvin Jackson, Jr. 1-7; Travell Harris 1-6.
INTERCEPTIONS: Iowa State-None. Washington State-Marcus Strong 1-66; Jalen Thompson 1-0.
FUMBLES: Iowa State-Montgomery, Da. 1-1. Washington State-James Williams 1-1.
SACKS (UA-A): Iowa State-Bailey, JaQuan 0-2; Harvey, Willie 0-1; Spears, Marcel 0-1. Washington State-Peyton Pelluer 1-0; Misiona Aiolootea-P 1-0; Marcus Strong 1-0.
TACKLES (UA-A): Iowa State-Spears, Marcel 6-3; Rose, Mike 4-3; Peavy, Brian 4-2; Bailey, JaQuan 3-3; Northrup, R. 3-2; Harvey, Willie 1-3; Eisworth, Greg 2-1; Johnson, An. 2-1; Benton, Spencer 2-0; Payne, D'Andre 2-0; Walling, Rory 1-1; White, Lawrence 1-1; Johnson, Jamahl 1-1; Petersen, Zach 0-2; Grant, Jatair 1-0; Leo, Matt 1-0; Lima, Ray 0-1. Washington State-Peyton Pelluer 7-4; Jahad Woods 5-4; Skyler Thomas 5-4; Marcus Strong 7-0; Jalen Thompson 2-3; Hunter Dale 3-0; Willie Taylor III 2-1; Dominic Silveis 2-1; Will Rodgers III 0-3; Darrien Molton 1-1; George Hicks 2-1-1; Logan Tago 1-1; Taylor Comfort 1-1; Misiona Aiolootea-P 1-0; Deion Singleton 1-0; Nnamdi Oguayo 1-0; Nick Begg 0-1; Kainoa Wilson 0-1; Dillon Sherman 0-1; Cassidy Woods 0-1.

MVP Offense: Gardner Minshew II, QB, WSU

MVP Defense: Peyton Pelluer, LB, WSU

Sportsmanship Award: Marcel Spears Jr., LB, ISU

2019 CHEEZ-IT BOWL

NO. 24 AIR FORCE 31, WSU 21

PHOENIX – Air Force clung to a three-point lead, the clock showing plenty of time left for one of the nation's most prolific offenses. A field goal was not going to be good enough. The Falcons needed a touchdown to leave Washington State no chance. Going for it on fourth down was the only option - and it worked. Kadin Remsburg ran for 178 yards and stretched to the pylon for a 3-yard touchdown on a late fourth down, lifting No. 24 Air Force to a 31-21 victory over Washington State in the Cheez-It Bowl on Friday night. The Falcons (11-2) had their triple option working to near perfection, grinding out 371 yards rushing while setting a Cheez-It Bowl time of possession record of 43:24. Donald Hammond III scored two touchdowns and Air Force carried a 10-point lead into the fourth quarter, yet couldn't shake the high-scoring Cougars. Anthony Gordon, the FBS passing leader, kept Washington State within reach, throwing for 351 yards and three touchdowns. He hit Brandon Arconado on a 13-yard TD to pull Washington State (6-7) within 24-21 late in the fourth quarter, giving the Cougars a shot at the comeback finish. Air Force methodically worked the ball down to Washington State's 4-yard line, but failed to punch the ball into the end zone on three tries. After a timeout, Hammond ran an option left and pitched the ball to Remsburg, who got the edge and reached the ball to the pylon with a defender draping him. The touchdown was upheld on review. The 2018 game was dubbed the Cheez-INT Bowl after TCU and California combined for nine interceptions. A year later, Air Force and Washington State brought philosophical differences to the desert. The Falcons like to stay grounded, running 57 times a game while finishing third in the FBS at 292.5 yards per game. The Cougars love to fly, putting it up 56 times a game to lead the nation with nearly 450 yards a game. Washington State started the Cheez-It Bowl quickly, racing down the field with a series of completions, only to get stuffed by an Air Force goal-line stand. The Falcons' opening drive was a yard-churning, clock-winding grind, covering 98 yards in 20 plays and 12:23. Hammond capped it with a 1-yard TD run. Air Force's next two drives took less time combined than the first, ending in Jake Koehnke's 28-yard field goal and Taven Birdow's 3-yard run after Gordon lost a fumble at Washington State's 23. The Cougars had two more quick-hitting drives to pull within 17-14 at halftime on Gordon's two TD passes. Air Force went right back to the ground to open the second half; 13 plays, 75 yards, capped by Hammond's 7-yard TD run. Washington State had another fourth-down failure, this one at Air Force's 5-yard line, but bounced back quickly with Gordon's TD pass to Arconado. The Cougars just couldn't stop Air Force and Remsburg's diving TD run capped another long scoring drive to seal it. **THE TAKEAWAY** Air Force won the line of scrimmage and its 11th game of the season, second only to 12-win seasons in 1985 and 1998. Washington State was hurt by the two failed fourth downs and its inability to decipher Air Force's triple option. **FOURTH-DOWN DECISIONS** Leach has been known as a gambler on fourth downs, often preferring to go for it over punting or kicking field goals. He stuck by his decisions at the Cheez-It Bowl, even though neither worked.



SCORE BY QUARTERS	1	2	3	4	TOTAL
Air Force	0	17	7	7	31
Washington State	0	14	0	7	21

SCORING SUMMARY

2nd 14:52	AFA	HAMMOND III, DJ 1 yd run (KOEHNKE, Jake kick)	20-98 12:23
10:43	WSU	Patmon, Dezmon 2 yd pass from Gordon, Anthony (Mazza, Blake kick)	11-74 4:09
03:39	AFA	KOEHNKE, Jake 28 yd field goal	15-65 7:04
01:19	AFA	BIRDOW, Taven 3 yd run (KOEHNKE, Jake kick)	4-23 2:08
00:24	WSU	Borghi, Max 5 yd pass from Gordon, Anthony (Mazza, Blake kick)	5-75 0:55
3rd 08:19	AFA	HAMMOND III, DJ 7 yd run (KOEHNKE, Jake kick)	13-75 6:41
4th 09:59	WSU	Arconado, B. 13 yd pass from Gordon, Anthony (Mazza, Blake kick)	4-31 1:16
03:50	AFA	REMSBERG, Kadin 3 yd run (KOEHNKE, Jake kick)	10-60 6:09

TEAM STATISTICS

	AIR FORCE	WSU
FIRST DOWNS	28	15
RUSHES-YARDS (NET)	69-371	8-15
PASSING YDS (NET)	30	351
Passes Att-Comp-Int	12-4-1	42-28-0
TOTAL OFFENSE PLAYS-YARDS	81-401	50-366
Fumble Returns-Yards	0-0	0-0
Punt Returns-Yards	0-0	1-29
Kickoff Returns-Yards	2-19	5-99
Interception Returns-Yards	0-0	1-31
Punts (Number-Avg)	2-38.0	1-46.0
Fumbles-Lost	2-0	1-1
Penalties-Yards	2-20	3-45
Possession Time	43:24	16:36
Third-Down Conversions	4 of 11	3 of 9
Fourth-Down Conversions	3 of 3	2 of 5
Red-Zone Scores-Chances	5-5	3-5
Sacks By: Number-Yards	2-15	0-0

INDIVIDUAL STATISTICS

RUSHING: Air Force-REMSBERG, Kadin 26-178; BIRDOW, Taven 20-108; HAMMOND III, DJ 15-62; MALLARD, Christ 5-17; ERIKSEN, Nolan 1-8; TEAM 2-minus 2. Washington State-Borghi, Max 6-27; Gordon, Anthony 2-minus 12.
PASSING: Air Force-HAMMOND III, DJ 4-12-1-30. Washington State-Gordon, Anthony 28-42-0-351.
RECEIVING: Air Force-WATERS, Ben 2-12; SANDERS, Geraud 1-10; PETERSON, Ben 1-8. Washington State-Arconado, B. 11-167; Winston, Easop 5-43; Borghi, Max 5-31; Patmon, Dezmon 3-22; Bell, Renard 2-27; Martin, Tay 1-58; Harris, Travell 1-3.
INTERCEPTIONS: Air Force-None. Washington State-Thomas, Skyler 1-31.
FUMBLES: Air Force-REMSBERG, Kadin 2-0. Washington State-Gordon, Anthony 1-1.
SACKS (UA-A): Air Force-DONALDSON, Gran 1-0; FIFITA, Mosese 1-0. Washington State-None.
TACKLES (UA-A): Air Force-KAUPPILA, Garre 6-0; JOHNSON, Kyle 4-2; LEWIS, Zane 5-0; DONALDSON, Gran 3-1; THEIL, Grant 3-1; FIFITA, Mosese 1-2; FEJEDELEM, Jere 0-3; TAYLOR, Corvan 2-0; LAUFENBERG, Nol 2-0; KSIAZEK, Jake 0-2; KING, Nathan 1-0; MEEKS, Demonte 1-0; BUGG III, Mito 1-0; KINAMON, Dane 1-0; HERRERA, Christ 0-1. Washington State-Woods, Jahad 10-10; Beekman, Bryce 7-1; Aiolootea-Pei 3-4; Stone, Ron 5-1; Rogers, Justus 4-2; Thomas, Skyler 3-3; Hicks, George 3-3; McDougal, L. 3-2; Block, Karson 1-4; Kwete, Cosmas 3-1; Strong, Marcus 2-1; Ross, Tyrese 2-1; Brown, Travion 1-2; Oguayo, Nnamdi 1-1; Djibril, Halid 1-0.

2021 SUN BOWL

CENTRAL MICHIGAN 24, WSU 21

EL PASO, Texas – Lew Nichols III ran for 130 yards and a touchdown, leading late replacement Central Michigan to a 24-21 victory over Washington State in the Sun Bowl on Friday. The Chippewas (9-4) ended a five-game bowl losing streak with their fifth consecutive victory this season. When Boise State opted out of the Arizona Bowl because of COVID-19 issues, Central Michigan switched about 300 miles west from Tucson, Arizona, to the Texas border city of El Paso. Miami skipped the Sun Bowl for COVID-19 reasons as well. Central Michigan stayed in Arizona before bussing to El Paso the day before the game. Washington State (7-6) never could get its offense going in the first half, finishing with just 53 yards and trailing 21-0 at the break. The Cougars dropped to 8-9 all-time in bowls. The Cougars rallied in the second half behind backup quarterback Victor Gabalis, scoring three times to make it close. Gabalis was 12 of 23 passing for 180 yards and two TDs. After a 13-yard scoring toss to Lincoln Victor pulled the Cougars within three points with 3:13 remaining, they had another chance starting at their 14-yard line with 2:41 remaining. Central Michigan stopped Joey Hobert a yard short on a catch on fourth-and-5. Marshall Meeder kicked three field goals for Central Michigan, including a 52-yarder for a 6-0 lead and a 43-yarder for a 10-point lead early in the fourth quarter. **THE TAKEAWAY** Central Michigan: It was the first victory in a bowl against a Power Five opponent for the Mid-American Conference team. The Chippewas were seven-point underdogs. Washington State: The Cougars were without starting tackles Liam Ryan and Abe Lucas for coach Jake Dickert's first game on the sideline since having the interim tagged removed. Running backs Max Borghi opted out and Deon McIntosh did not play.

SCORE BY QUARTERS	1	2	3	4	TOTAL
Washington State	0	0	14	7	21
Central Michigan	13	8	0	3	24

SCORING SUMMARY				
1st	6:51	CMU	Meeder 49 yd field goal	6-51 2:30
1st	2:18	CMU	Meeder 52 yd field goal	8-36 3:23
1st	0:57	CMU	Nichols 1 yd rush (Meeder kick)	3-23 1:15
2nd	1:48	CMU	Wilson 15 yd pass from Richardson (Pimpton pass from Richardson)	3-9 0:46
3rd	4:02	WSU	Harri 5 yd rush (Janikowski kick)	7-74 3:05
3rd	2:24	WSU	Stribling 5 yd pass from Gabalis (Janikowski kick)	6-23 1:18
4th	9:11	CMU	Meeder 43 yd field goal	4-8 1:26
4th	3:13	WSU	Victor 15 yd pass from Gabalis (Janikowski kick)	4-86 1:39

TEAM STATISTICS		
	WSU	CMU
FIRST DOWNS	11	16
RUSHES-YARDS (NET)	26-15	39-147
PASSING YDS (NET)	227	209
Passes Att-Comp-Int	40-18-0	34-18-1
TOTAL OFFENSE PLAYS-YARDS	66-240	73-356
Fumble Returns-Yards	0-0	0-0
Punt Returns-Yards	1-10	2-33
Kickoff Returns-Yards	2-27	3-47
Interception Returns-Yards	1-0	0-0
Punts (Number-Avg)	9-43.6	7-42.7
Fumbles-Lost	2-1	1-1
Penalties-Yards	5-32	11-90
Possession Time	24:43	35:17
Third-Down Conversions	1-16	3-17
Fourth-Down Conversions	1-5	1-1
Red-Zone Scores-Chances	3-4	2-4
Sacks By: Number-Yards	0-0	6-56

INDIVIDUAL STATISTICS
RUSHING: WSU- Watson, Nakia 17-62; Harris, Travell 1-5 (TD); Gabalis, Victor 4--8; Haberer, Nick 1--12; del Laura, Jayden 3--34. CMU- Nichols, Lew 30-138 (TD); Bracy, Darius 4-10; Pimpton, Kalil 1-6; Wilson, Joel 1-0.

PASSING: WSU- del Laura, Jayden 7-17-0-47-0; Gabalis, Victor 7-17-0-47-2 TD. CMU Richardson, Daniel 18-34-1-209-1 TD.

RECEIVING: WSU- Victor, Lincoln 4-88 1 TD; Ollie, Donovan 4-72; Jackson, Jr., Calvin 3-32; Harris, Travell 3-13; Stribling, De'Zhaun 2-13 1 TD; Hobert, Joey 2-9. CMU- Sullivan, JaCorey 7-83; Pimpton, Kalil 4-31; Wilson, Joel 3-41 1 TD; Nichols, Lew 2-38; Buczkowski, Hunter 1-11; Dixon, Dallas 1-5.

INTERCEPTIONS: WSU- Brown, Travion. CMU-None.

FUMBLES: WSU- Harris, Travell 1-1; Ollie, Donovan 1-0. CMU-Nichols, Lew 1-1.

SACKS (UA-A): WSU-None. CMU- Hairston, Troy 2.5-19; Incoom, Thomas 1.5-18; Brown, Troy 1-12; Whiteside, John Wesley 1-7.

TACKLES (UA-A): WSU- Woods, Jahad 4-5; Rogers, Justus 3-6; Marsh, Armani 8-2; Jackson, Brennan 3-3; Brown, Travion 4-1; Hicks, George 3-2; Smith-Wade, Chau 2-3; Stone, Ron 2-2; Hill, Tyrone 2-1; Mauigoa, Francisco 1-1; Roff, Quinn 1-1; Ford-Dement, Kaleb 1-1; Mejia, Christian 0-2; Pule, Antonio 0-2; Mujahid, Amir 1-0; Haberer, Nick 1-0; Crowder, Ahmir, 0-1; Jackson, Chris 0-1. CMU- Brown, Troy 7-5; Moretti, Kyle 3-5; McCoy, Alonzo 5-0; Hairston, Troy 3-2; Incoom, Thomas 3-1; Jones, Trey 2-21; Whiteside, John Wesley 2-1; Simmons, Remi 2-0; Sanchez III, Fernando 1-1; Bristol, Jacques 1-0; Kreski, Gage 1-0; Hill, Daedae 1-0; Apsey, Nick 1-0; Woods, Tyrece 1-0; Sturkey, Rolliann 0-1; Kent, Donte 0-1; Johnson, LaQuan 0-1; Bracy, Darius, 0-1.

2022 JIMMY KIMMEL LA BOWL

FRESNO STATE 29, WSU 6

LOS ANGELES – Jordan Mims rushed for a career-high 205 yards and two scores, Jake Haener threw two TD passes and Fresno State completed the biggest in-season turnaround in Football Bowl Subdivision history with a 29-6 victory over Washington State in the LA Bowl on Saturday. Fresno State - which won the Mountain West Conference title - is the first team to get to 10 wins after dropping four of the first five. The Bulldogs (10-4) were 1-4 in early October before winning their final nine games. Mims accounted for 232 all-purpose yards and outgained Washington State, which had 182 offensive yards. Both of Mims' touchdowns were on direct snaps out of the Wildcat formation. Early in the second quarter, the senior went 4 yards around left end to give the Bulldogs a 14-0 advantage. In the fourth quarter, he carried it 2 yards up the middle to make it 29-6. Haener completed 24 of 36 passes for 284 yards in his final game for Fresno State. The senior connected with Zane Pope on a 22-yard touchdown to complete the Bulldogs' opening possession. He added an 11-yard score to Nikko Remigio late in the third quarter to extend the lead to 22-6. Cameron Ward was 22 of 32 for 137 yards for Washington State (7-6). Nakia Watson rushed for 33 yards and had the Cougars only touchdown in the third quarter, when he scored from 1 yard to bring Washington State within 16-6. **GETTING DEFENSIVE** Fresno State made it 16-0 on Washington State's ensuing possession with a safety. On third-and-14 from the Cougars' 3-yard line, Ward was pressured by Bulldogs' defensive lineman Leonard Payne Jr. and stepped on the end line in the back of the end zone. It was the second time in the last three games the Bulldogs have scored on a safety. **THE TAKEAWAY** Fresno State: The Bulldogs have won four straight bowl games and have their second consecutive season with double-digit victories. It also completes a great first year for Jeff Tedford, who is in his second stint at Fresno State after Kalen DeBoer left for Washington. Washington State: The Cougars have dropped their last three bowl games but were short-handed after both coordinators left for other positions. Washington State also was impacted at wide receiver and linebacker with players opting out of the game or putting their name in the transfer portal.

SCORE BY QUARTERS	1	2	3	4	TOTAL
Washington State	0	0	6	0	6
Fresno State	7	9	6	7	29

SCORING SUMMARY				
1st	11:54	FSU	Pope,Zane 22 yd pass from Haener,Jake (Montano,Abraham kick)	6-75 3:06
2nd	12:52	FSU	Mims,Jordan 3 yd run (Meono,Andre kick)	4-23 2:00
	11:14	FSU	TEAM safety	
3rd	03:40	WSU	Watson,Nakia 1 yd run (Ward,Cameron pass failed)	9-60 4:48
	00:36	FSU	Remigio,Nikko 11 yd pass from Haener,Jake (Meono,Andre kick failed)	6-75 3:04
4th	08:29	FSU	Mims,Jordan 2 yd run (Montano,Abraham kick)	8-38 4:42

TEAM STATISTICS		
	WSU	FSU
FIRST DOWNS	14	27
RUSHES-YARDS (NET)	28-45	32-221
PASSING YDS (NET)	158	280
Passes Att-Comp-Int	32-22-1	36-24-0
TOTAL OFFENSE PLAYS-YARDS	60-203	68-501
Fumble Returns-Yards	0-0	0-0
Punt Returns-Yards	1-13	0-0
Kickoff Returns-Yards	4-65	0-0
Interception Returns-Yards	0-0	1-0
Punts (Number-Avg)	5-48.2	4-38.5
Fumbles-Lost	1-0	0-0
Penalties-Yards	7-52	6-29
Possession Time	27:23	32:37
Third-Down Conversions	4 of 13	6 of 12
Fourth-Down Conversions	1 of 3	0 of 1
Red-Zone Scores-Chances	1-1	3-5
Sacks By: Number-Yards	4-31	6-33
Tackles-For-Loss By: Number-Yards	6-34	9-41

INDIVIDUAL STATISTICS
RUSHING: Washington State-Watson,Nakia 14-33; Paine,Dylan 2-16; Jenkins,Jaylen 1-0; Ward,Cameron 11-minus 4. Fresno St.-Mims,Jordan 18-209; Sherrod,Malik 8-24; Haener,Jake 6-minus 12.

PASSING: Washington State-Ward,Cameron 22-32-1-158. Fresno St.-Haener,Jake 24-36-0-280.

RECEIVING: Washington State-Ferrel,Robert 10-86; Victor,Lincoln 5-29; Smithson,Leyton 3-18; Riviere,Billy 1-21; Watson,Nakia 1-5; Nunnally,Tsion 1-4; Bell,Renard 1-minus 5. Fresno St.-Remigio,Nikko 5-84; Pope,Zane 4-62; Moreno-Cropper, 4-42; Pauwels,Raymond 4-22; Brooks,Erik 3-40; Mims,Jordan 2-27; Sherrod,Malik 1-3; Dalena,-Mac 1-0.

INTERCEPTIONS: Washington State-None. Fresno St.-Early,LJ 1-0.

FUMBLES: Washington State-Ward,Cameron 1-0. Fresno St.-None.

SACKS (UA-A): Washington State-Roff,Quinn 2-0; Malani,Nusi 1-0; Jackson,Brennan 1-0. Fresno St.-Bridges,Devo 2-0; Lockridge,Camer 1-0; Perales,David 1-0; Williams,Evan 1-0; Payne,Leonard 1-0.

TACKLES (UA-A): Washington State-Marsh,Armani 7-0; Hicks,Jaden 6-1; Langford,Derric 6-0; Wilson,Ben 3-3; Thornton,Kyle 2-3; Lee,Jordan 2-2; Roff,Quinn 3-0; Stone, Jr.,Ron 2-1; Malani,Nusi 2-1; Mejia,Christian 2-0; Jackson,Chris 2-0; Robinson,Javan 2-0; Jackson,Brennan 1-1; Victor,Lincoln 1-0; Lampkin,Cam 1-0; Mujahid,Amir 1-0; Pule,Antonio 0-1; Edson,Andrew 0-1. Fresno St.-Johnson,Carlton 8-2; Norris Jr.,Mori 6-2; Bridges,Devo 6-2; Williams,Evan 7-0; Langley,Malachi 3-2; Bailey,Levelle 4-0; Early,LJ 3-0; Jackson,Phoenix 2-1; Lockridge,Camer 2-0; Perales,David 1-1; Johnson,Isaiah 1-1; Mello,Tyler 0-2; Hudson Jr.,John 0-2; Remlinger,Charl 1-0; Payne,Leonard 1-0; Branham,Zeke 0-1; Agina,Kosi 0-1; Fields,Rian 0-1.



PASS ATTEMPTS

Rk. No.	Player	Opponent	Date
1. 89	Connor Halliday	at Oregon	10/19/13
2. 79	Connor Halliday	Arizona	10/25/14
3. 74	Luke Falk	at Arizona State	11/22/14
74	Luke Falk	at Oregon	10/10/15
5. 71	Luke Falk	at Boise State	9/10/16
6. 70	Connor Halliday	California	10/4/14
7. 69	Connor Halliday	at Stanford	10/10/14
69	Luke Falk	at Utah	11/11/17
9. 68	Anthony Gordon	Oregon State	11/23/19
10. 67	Connor Halliday	at California	10/5/13

FRESHMAN RECORD (SINCE 1972)

74	Luke Falk	Arizona State	11/22/14
----	-----------	---------------	----------

SOPHOMORE RECORD

74	Luke Falk	at Oregon	10/10/15
----	-----------	-----------	----------

JUNIOR RECORD

89	Connor Halliday	Oregon	10/19/13
----	-----------------	--------	----------

SENIOR RECORD

79	Connor Halliday	Arizona	10/25/14
----	-----------------	---------	----------

PASS COMPLETIONS

Rk. No.	Player	Opponent	Date
1. 58	Connor Halliday	at Oregon	10/19/13
2. 56	Connor Halliday	Arizona	10/25/14
3. 55	Luke Falk	at Boise State	9/10/16
4. 50	Luke Falk	at Oregon	10/10/15
50	Anthony Gordon	Oregon State	11/23/19
6. 49	Connor Halliday	California	10/4/14
7. 48	Anthony Gordon	at Washington	11/29/19
8. 47	Luke Falk	at Rutgers	9/12/15
47	Luke Falk	at Arizona	10/24/15
10. 45	Luke Falk	at Arizona State	11/22/14
45	Tyler Hilinski	at Arizona	10/28/17
45	Gardner Minshew II	E. Washington	9/15/18

FRESHMAN RECORD (SINCE 1972)

45	Luke Falk	Arizona State	11/22/14
----	-----------	---------------	----------

SOPHOMORE RECORD

50	Luke Falk	at Oregon	10/10/15
----	-----------	-----------	----------

JUNIOR RECORD

58	Connor Halliday	at Oregon	10/19/13
----	-----------------	-----------	----------

SENIOR RECORD

56	Connor Halliday	Arizona	10/25/14
----	-----------------	---------	----------

PASSING YARDS

No.	Player	Opponent	Date
1. 734	Connor Halliday	California	10/4/14
2. 606	Anthony Gordon	Oregon State	11/23/19
3. 601	Luke Falk	at Arizona State	10/22/14
4. 570	Anthony Gordon	UCLA	9/21/19
5. 557	Connor Halliday	at Oregon	10/19/13
6. 544	Connor Halliday	Portland State	9/13/14
7. 532	Connor Halliday	vs. Rutgers	8/28/14
8. 531	Alex Brink	at Oregon State	10/1/05
9. 521	Connor Halliday	at California	10/5/13
10. 520	Anthony Gordon	Stanford	11/16/19

FRESHMAN RECORD (SINCE 1972)

601	Luke Falk	Arizona State	10/22/14
-----	-----------	---------------	----------

SOPHOMORE RECORD

531	Alex Brink	Oregon State	10/1/05
-----	------------	--------------	---------

JUNIOR RECORD

557	Connor Halliday	Oregon	10/19/13
-----	-----------------	--------	----------

SENIOR RECORD

734	Connor Halliday	California	10/4/14
-----	-----------------	------------	---------

PASSING TOUCHDOWNS

No.	Player	Opponent	Date
1. 9	Anthony Gordon	UCLA	9/21/19
2. 7	Gardner Minshew II	Arizona	11/17/18
3. 6	Jason Gesser	Arizona	10/14/00 (3 ot)
6	Connor Halliday	vs. Colorado State	12/21/13
6	Connor Halliday	Portland State	9/13/14
6	Connor Halliday	California	10/4/14
6	Luke Falk	Oregon State	10/17/15
6	Luke Falk	Oregon State	9/16/17
6	Anthony Gordon	Oregon State	11/23/19
10. 5	19 Times Last by: Anthony Gordon	Stanford	11/16/19

FRESHMAN RECORD (SINCE 1972)

5	Luke Falk	at Oregon State	11/8/14
---	-----------	-----------------	---------

SOPHOMORE RECORD

6	Jason Gesser	Arizona	10/14/00 (3 ot)
---	--------------	---------	-----------------

6	Luke Falk	Oregon State	10/17/15
---	-----------	--------------	----------

JUNIOR RECORD

6	Connor Halliday	vs. Colorado State	12/21/13
---	-----------------	--------------------	----------

SENIOR RECORD

9	Anthony Gordon	UCLA	9/21/19
---	----------------	------	---------

PASSES INTERCEPTED

No.	Player	Opponent	Date
1. 6	Jerry Henderson	Arizona State	10/21/67
6	Chuck Peck	California	11/16/74
6	Paul Mencke	USC	10/17/98
6	Alex Brink	Oregon State	11/17/07
5. 5	Jerry Henderson	Baylor	10/7/67
5	Jerry Henderson	Oregon State	10/26/68
5	Timm Rosenbach	Oregon	11/14/87
5	Matt Kegel	Oregon State	9/27/03
5	Luke Falk	at California	10/13/17
10. 4	16 Times Most Recent: Tyler Hilinski	at Arizona	10/28/17

FRESHMAN RECORD (SINCE 1972)

4	Aaron Garcia	Arizona	10/21/89
---	--------------	---------	----------

4	Connor Halliday	Utah	11/19/11
---	-----------------	------	----------

4	Luke Falk	Arizona State	11/22/14
---	-----------	---------------	----------

SOPHOMORE RECORD

6	Paul Mencke	USC	10/17/98
---	-------------	-----	----------

JUNIOR RECORD

6	Jerry Henderson	Arizona State	10/21/67
---	-----------------	---------------	----------

SENIOR RECORD

6	Chuck Peck	California	11/16/74
---	------------	------------	----------

6	Alex Brink	Oregon State	11/17/07
---	------------	--------------	----------

COMPLETION PERCENTAGE (Min. 10 Att.)

No.	Player	Opponent	Date
1. .914 (32-35)	Luke Falk	Arizona	11/5/16
2. .871 (27-31)	Cameron Ward	Utah	10/22/22
3. .870 (20-23)	Alex Brink	Oregon	10/21/06
4. .846 (33-39)	Luke Falk	Montana state	9/2/17
5. .844 (27-32)	Jayden de Laura	Washington	11/26/21
6. .828 (29-35)	Anthony Gordon	New Mexico State	8/31/19
7. .824 (28-34)	Cameron Ward	Oregon State	9/23/23
8. .822 (37-45)	Luke Falk	Wyoming	9/19/15
9. .818 (9-11)	Wayne Berry	Iowa	10/3/53
.818 (9-11)	R. Turner	Montana State	9/3/83
11. .809 (38-47)	Alex Brink	San Diego State	9/8/07

FRESHMAN RECORD (SINCE 1972)

.844 (27-32)	Jayden de Laura	Washington	11/26/21
--------------	-----------------	------------	----------

SOPHOMORE RECORD

.871 (27-31)	Cameron Ward	Utah	10/22/22
--------------	--------------	------	----------

JUNIOR RECORD

.914 (32-35)	Luke Falk	California	1/12/16
--------------	-----------	------------	---------

SENIOR RECORD

.846 (33-39)	Luke Falk	Montana state	9/2/17
--------------	-----------	---------------	--------

300 PASSING YARDS IN A HALF (SINCE 1983)

No.	Player	Opponent	Date
1. 440 (2nd)	Tyler Hilinski	at Arizona	10/28/17
2. 397 (2nd)	Connor Halliday	California	10/4/14
3. 371 (2nd)	Ryan Leaf	at Arizona State	11/1/97
4. 349 (2nd)	Luke Falk	Arizona State	11/7/15
5. 337 (1st)	Connor Halliday	California	10/4/14
6. 335 (1st)	Luke Falk	at Arizona	10/24/15
7. 330 (1st)	Anthony Gordon	New Mexico State	8/31/19
8. 329 (1st)	Luke Falk	at Arizona State	11/22/14
9. 323 (1st)	Luke Falk	Oregon State	10/24/15
10. 321 (1st)	Connor Halliday	Portland State	9/13/14
11. 319 (1st)	Connor Halliday	at Oregon	10/19/13
12. 311 (1st)	Gardner Minshew II	Arizona	11/17/18
13. 308 (1st)	Luke Falk	Nevada	9/23/17
14. 305 (1st)	Ryan Leaf	Southwestern La.	11/8/97
15. 304 (1st)	Alex Brink	vs. San Diego State (Se.)	9/8/07
16. 303 (1st)	Ryan Leaf	San Jose State	9/28/96
17. 302 (1st)	Mike Pattinson	Arizona State	11/7/93
18. 300 (1st)	Drew Bledsoe	vs. Utah	12/29/92

QUARTERBACK RUSHING ATTEMPTS

No.	Player	Opponent	Date
1. 23	Timm Rosenbach	Oregon	11/14/87
2. 22	Ricky Turner	UCLA	10/15/83
3. 20	Ricky Turner	at Arizona State	10/22/83
4. 19	Ricky Turner	vs. UNLV	9/24/83
5. 18	Jeff Tuel	California	11/6/10
18	Jeff Tuel	at Oregon State	11/13/10
7. 17	Jeff Tuel	at Stanford	10/27/12
17	Cameron Ward	Wisconsin	9/9/23

QUARTERBACK RUSHING YARDS

No.	Player	Opponent	Date
1. 105	Timm Rosenbach	Oregon	11/14/87
2. 93	Ricky Turner	Oregon State	10/9/82
3. 91	Ricky Turner	at Oregon State	10/10/81
91	Ricky Turner	vs. UNLV	9/24/83
5. 79	Jeff Tuel	at Oregon State	11/13/10
6. 77	Ricky Turner	vs. Montana State	9/12/81
7. 76	Jason Gesser	at Washington	11/20/99
8. 59	Ricky Turner	Oregon	10/29/83
59	Cameron Ward	at Arizona	11/19/22
10. 58	John Mateer	at Stanford	11/5/22

QUARTERBACK RUSHING TOUCHDOWNS

No.	Player	Opponent	Date
1. 3	Jack Thompson	Arizona State	9/23/78
3	Timm Rosenbach	at Illinois	9/3/88

QUARTERBACK RUSHING LONG

No.	Player	Opponent	Date
1. 69	Ricky Turner	vs. Montana State	9/12/81
2. 59	Jason Gesser	at Washington	11/20/99
3. 50	Ricky Turner	Oregon State	10/9/82
4. 49	Ricky Turner	at Oregon State	10/10/81
5. 42	Ryan Leaf	at UCLA	11/9/96
6. 37	John Mateer	at Stanford	11/5/22
7. 36	Steve Birnbaum	California	10/18/97
8. 36	Kevin Lopina	UCLA	11/14/09

RUSHING ATTEMPTS

No.	Player	Opponent	Date
1. 42	Jerome Harrison	at UCLA	11/6/04
2. 41	Steve Broussard	at Oregon	10/7/89
3. 39	Rueben Mayes	at Oregon	10/27/84
4. 38	Jerome Harrison	Arizona State	11/5/05
5. 37	Michael Black	at Washington	11/22/97
37	Kevin Brown	at Stanford	11/14/98
37	Dwight Tardy	UCLA	10/27/07
8. 36	Ken Grandberry	Stanford	11/11/72
36	Jonathan Smith	UCLA	11/8/03
36	Jerome Harrison	at Washington	11/19/05

FRESHMAN RECORD (SINCE 1972)

26	Deon Burnett	at Hawaii	11/27/99
----	--------------	-----------	----------

SOPHOMORE RECORD

37	Kevin Brown	at Stanford	11/14/98
37	Dwight Tardy	UCLA	10/27/07

JUNIOR RECORD

42	Jerome Harrison	at UCLA	11/6/04
----	-----------------	---------	---------

SENIOR RECORD

41	Steve Broussard	at Oregon	10/7/89
----	-----------------	-----------	---------

NET RUSHING YARDS

No.	Player	Opponent	Date
1. 357	Rueben Mayes	at Oregon	10/27/84
2. 261	Bernard Jackson	Oregon	10/30/71
3. 260	Jerome Harrison	UCLA	10/15/05
4. 247	Jerome Harrison	at UCLA	11/06/04
5. 240	Jerome Harrison	Arizona State	11/5/05
6. 218	Tali Ena	at Oregon State	11/3/79
218	Jerome Harrison	Stanford	10/8/05
8. 216	Rueben Mayes	at Stanford	10/20/84
9. 214	Michael Black	California	10/19/96
214	Dwight Tardy	UCLA	10/27/07

FRESHMAN RECORD (SINCE 1972)

145	Dwight Tardy	Oregon	10/21/06
-----	--------------	--------	----------

SOPHOMORE RECORD

214	Dwight Tardy	UCLA	10/27/07
-----	--------------	------	----------

JUNIOR RECORD

357	Rueben Mayes	at Oregon	10/27/84
-----	--------------	-----------	----------

SENIOR RECORD

261	Bernard Jackson	Oregon	10/30/71
-----	-----------------	--------	----------

RUSHING TOUCHDOWNS

No.	Player	Opponent	Date
1. 5	James Matthews	Idaho	9/11/82
2. 4	Rueben Mayes	at Stanford	10/20/84
4	Rueben Mayes	Montana State	11/16/85
4	Shaumbe Wright-Fair	Temple	10/3/92
4	Deon Burnett	Louisiana Lafayette	10/9/99
4	Dave Minnich	at Arizona	9/29/01
4	John Tippins	Montana State	10/18/01
8. 3	27 Times	Last by:	
	Nakia Watson, Arizona State,	11/12/22	

FRESHMAN RECORD (SINCE 1972)

4	Deon Burnett	Louisiana-Lafayette	10/9/99
---	--------------	---------------------	---------

SOPHOMORE RECORD

3	Jerry Williams	Idaho	10/5/46
3	Dan Fackrell	at Utah State	9/23/50
3	Wayne Berry	Oregon	10/27/51
3	Tim Harris	at Arizona	10/18/80

JUNIOR RECORD

4	Rueben Mayes	at Stanford	10/20/84
4	John Tippins	Montana State	10/18/01

SENIOR RECORD

5	James Matthews	Idaho	9/11/82
---	----------------	-------	---------

RECEPTIONS

No.	Player	Opponent	Date
1. 16	Lincoln Victor	at Oreon	10/21/23
2. 15	Vince Mayle	at Arizona State	11/22/14
3. 14	River Cracraft	at Stanford	10/10/14
14	Vince Mayle	Arizona	10/25/14
14	Gabe Marks	at Rutgers	9/12/15
14	Easop Winston Jr.	at Arizona State	10/12/19
7. 13	Gabe Marks	at Oregon	10/19/13
13	James Williams	Montana State	9/2/17
13	Tay Martin	Eastern Washington	9/15/18
10. 12	Doug Flansburg	at Houston	9/23/66
12	Marquess Wilson	vs. Oregon (Sea.)	9/29/12
12	Vince Mayle	at Rutgers (Sea.)	8/28/14
12	Gabe Marks	at UCLA	11/14/15
12	Tavares Martin Jr.	at Boise State	9/10/16
12	Brandon Arconado	at California	11/9/19
12	Max Borghi	at Washington	11/29/19
12	Lincoln Victor	Stanford	11/4/23

FRESHMAN RECORD (SINCE 1972)

10	Phillip Bobo	Arizona State	11/10/90
----	--------------	---------------	----------

SOPHOMORE RECORD

14	River Cracraft	at Stanford	10/10/14
----	----------------	-------------	----------

JUNIOR RECORD

14	Gabe Marks	at Rutgers	9/12/15
----	------------	------------	---------

SENIOR RECORD

16	Lincoln Victor	at Oreon	10/21/23
----	----------------	----------	----------

RECEIVING YARDS

No.	Player	Opponent	Date
1. 263	Vince Mayle	California	10/4/14
2. 252	Vince Mayle	at Arizona State	11/22/14
3. 255	Deron Pointer	Arizona State	10/9/93
4. 254	Nian Taylor	Idaho	9/19/98
5. 252	Gail Cogdill	at Northwestern	9/27/58
6. 240	Jason Hill	at California	10/22/05
7. 236	Marquess Wilson	at San Diego State	9/17/11
8. 227	Isiah Myers	Portland State	9/13/14
9. 223	Marquess Wilson	Arizona State	11/12/11
10. 215	Ed Barker	at Oregon State	10/20/51

FRESHMAN RECORD (SINCE 1972)

150	Marquess Wilson	at Stanford	10/23/10
-----	-----------------	-------------	----------

SOPHOMORE RECORD

236	Marquess Wilson	at San Diego State	9/17/11
-----	-----------------	--------------------	---------

JUNIOR RECORD

252	Gail Cogdill	at Northwestern	9/27/58
-----	--------------	-----------------	---------

SENIOR RECORD

263	Vince Mayle	California	10/4/14
-----	-------------	------------	---------

RECEIVING TOUCHDOWNS

No.	Player	Opponent	Date
1. 4	Gabe Marks	at Arizona	10/24/15
4	Easop Winston Jr.	UCLA	9/21/19
3. 3	Jack Fanning	at Nebraska	9/21/57
3	Hugh Campbell	at Arizona State	10/1/60
3	Mike Levenseller	Washington	11/20/76
3	Phillip Bobo	Arizona State	11/10/90
3	Deron Pointer	Arizona State	10/9/93
3	Nian Taylor	Idaho	9/19/98
3	Nakoa McElrath	at Arizona	10/14/00
3	Nakoa McElrath	at Boise State	9/8/01
3	Jason Hill	Idaho	9/18/04
3	Jason Hill	at California	10/22/05
3	Chris Jordan	Idaho	9/9/06
3	Marquess Wilson	Arizona State	11/12/11
3	Isiah Myers	Portland State	9/13/14
3	River Cracraft	California	10/4/14
3	River Cracraft	California	11/12/16
3	Tavares Martin Jr.	Oregon State	9/16/17
3	Josh Kelly	Oregon State	9/23/23

FRESHMAN RECORD (SINCE 1972)

3	Phillip Bobo	Arizona State	11/10/90
---	--------------	---------------	----------

SOPHOMORE RECORD

3	Hugh Campbell	at Arizona State	10/1/60
3	Jason Hill	Idaho	9/18/04
3	Marquess Wilson	Arizona State	11/12/11
3	River Cracraft	California	10/4/14

JUNIOR RECORD

4	Gabe Marks	at Arizona	10/24/15
---	------------	------------	----------

SENIOR RECORD

4	Easop Winston Jr.	UCLA	9/21/19
---	-------------------	------	---------

TIGHT END RECEPTIONS

No.	Player	Opponent	Date
1. 10	Brett Carolan	Montana	9/5/92
10	Jed Collins	at Arizona	9/29/07
10	Jed Collins	Stanford	11/10/07
4. 9	Eric Moore	Stanford	11/11/95
5. 8	Chris Leighton	at Michigan	9/19/87
8	Doug Wellsdant	at California	11/11/89
8	Clarence Williams	USC	10/12/91
8	Brett Carolan	at Michigan	9/4/93
8	Brett Carolan	at USC	9/25/93
8	David Knuff	at Stanford	11/16/96

TIGHT END RECEIVING YARDS

No.	Player	Opponent	Date
1. 127	Carl Barsching	Washington	11/23/74
2. 123	Jed Collins	Stanford	11/10/07
3. 117	Tim Krause	at Washington	11/24/73
4. 113	Clarence Williams	USC	10/12/91
5. 110	Devin Frischknecht	Portland State	9/20/08
6. 106	Clarence Williams	TCU	9/1/90
7. 102	David Knuff	at Stanford	11/16/96
8. 101	Eric Moore	at Arizona State	10/22/94
9. 94	Rodd Olsen	Washington	11/22/86
10. 93	Doug Wellsdant	at Oregon	10/7/89

TIGHT END RECEIVING LONG

No.	Player	Opponent	Date
1. 74	Carl Barsching	Washington	11/23/74
2. 63	Eric Moore	at Arizona State	10/22/94
3. 58	Jed Collins	at UCLA	10/28/06
4. 57	Love Jefferson	Washington	11/21/98
5. 55	Clarence Williams	at Oregon State	10/20/90
6. 53	Devin Frischknecht	Portland State	9/20/08
7. 51	Nick Hedlund	at Arizona	10/18/80
51	Cody Boyd	at Arizona State	11/11/06
9. 50	Tim Krause	at Washington	11/24/73
50	Cody Boyd	at Auburn	9/2/06

TIGHT END RECEIVING TOUCHDOWNS

No.	Player	Opponent	Date
1. 2	Chris Leighton	Oregon	11/14/87
2	Doug Wellsdant	Oregon	9/17/88
2	Devin Frischknecht	at Washington	11/24/07

TOTAL TACKLES

No.	Player	Opponent	Date
1. 28	Brian Forde	California	9/7/85
2. 25	Brian Forde	at Michigan	9/19/87
25	Dan Grayson	Arizona	10/21/89
4. 24	Brian Forde	at Stanford	11/1/86
5. 23	Anthony McClanahan	USC	10/12/91
23	James Darling	at Colorado	8/31/96
7. 20	Brian Forde	Arizona	11/8/86
20	Tuineau Alipate	at Michigan	9/19/87
20	Dan Grayson	Arizona	10/21/89
20	Anthony McClanahan	Stanford	11/16/91
20	Anthony McClanahan	Arizona State	11/7/92
20	Brandon Moore	at Arizona State	11/1/97
20	Jahad Woods	vs. Air Force	12/27/19

SOPHOMORE RECORD

28	Brian Forde	California	9/7/85
----	-------------	------------	--------

JUNIOR RECORD

24	Brian Forde	at Stanford	11/1/86
----	-------------	-------------	---------

SENIOR RECORD

25	Brian Forde	at Michigan	9/19/87
25	Dan Grayson	Arizona	10/21/89

SOLO TACKLES

No.	Player	Opponent	Date
1. 21	Brian Forde	California	9/7/85
21	Anthony McClanahan	USC	10/12/91
3. 19	Dan Grayson	Arizona	10/21/89
4. 16	Anthony McClanahan	Arizona State	11/7/92
5. 14	Brian Flones	at Arizona State	10/11/80
14	Brian Forde	at Michigan	9/19/87
14	James Darling	at Pittsburgh	9/2/95
14	James Darling	at Colorado	8/31/96
14	Deone Bucannon	Arizona	10/15/10
9. 13	Brian Flones	at Arizona State	10/20/79
13	Artie Holmes	Arizona State	10/26/85
13	Brian Forde	at Arizona State	10/17/87
13	Deone Bucannon	Arizona State	11/12/11

FRESHMAN RECORD

14	Deone Bucannon	Arizona	10/15/10
----	----------------	---------	----------

SOPHOMORE RECORD

21	Brian Forde	California	9/7/85
21	Anthony McClanahan	USC	10/12/91

JUNIOR RECORD

16	Anthony McClanahan	Arizona State	11/7/92
----	--------------------	---------------	---------

SENIOR RECORD

19	Dan Grayson	Arizona	10/21/89
----	-------------	---------	----------

ASSISTED TACKLES

No.	Player	Opponent	Date
1. 15	Ben Carrillo	Washington	11/20/82
15	John Diggs	at USC	10/6/90
3. 14	Brian Forde	at Stanford	11/1/86
4. 13	Lee Blakeney	UCLA	10/17/81
13	Brandon Moore	at Arizona State	11/1/97
13	Billy Newman	Arizona State	10/21/00
7. 12	Anthony McClanahan	at UNLV	9/28/91
8. 11	Rico Tipton	at Ohio State	9/15/84
11	Lee Blakeney	at UCLA	10/13/84
11	Lee Blakeney	USC	10/6/84
11	Brian Forde	Arizona	11/8/86
11	Brian Forde	at Michigan	9/19/87
11	Tuineau Alipate	at Michigan	9/19/87
11	Steve Gleason	at Stanford	9/11/99
11	Justin Sagote	vs. Colorado State	12/21/13

SOPHOMORE RECORD

15	Ben Carrillo	Washington	11/20/82
----	--------------	------------	----------

JUNIOR RECORD

14	Brian Forde	at Stanford	11/1/86
----	-------------	-------------	---------

SENIOR RECORD

15	John Diggs	at USC	10/6/90
----	------------	--------	---------

TACKLES-FOR-LOSS

No.	Player	Opponent	Date
1. 6.5	Cory Evans	Oregon State	11/17/07 (-20)
2. 5.0	Keith Millard	Arizona	9/17/83 (-26)
5.0	DeWayne Patterson	at Pacific	10/2/93 (-25)
5.0	Mkristo Bruce	at Stanford	9/23/06 (-33)
5.0	Andy Mattingly	Arizona State	10/6/07 (-31)
5.0	Hercules Mata'afa	at Utah	11/11/17 (-35)
7. 4.5	D.D. Acholonu	at Washington	11/22/03 (-27)
8. 4.0	20 times	Last Time:	
	Cyrus Coen, at Arizona State		11/17/12

SOPHOMORE RECORD

5.0	Andy Mattingly	Arizona State	10/6/07 (-31)
-----	----------------	---------------	---------------

JUNIOR RECORD

6.5	Cory Evans	Oregon State	11/17/07 (-20)
-----	------------	--------------	----------------

SENIOR RECORD

5.0	Keith Millard	Arizona	9/17/83 (-26)
5.0	Mkristo Bruce	at Stanford	9/23/06 (-33)

SACKS (since 1979)

No.	Player	Opponent	Date
1. 5.0	Mkristo Bruce	at Stanford	9/23/06 (-33)
2. 4.0	Tim Downing	vs. California (Tokyo)	11/29/87 (-8)
4.0	Keith Millard	at Oregon State	11/5/83 (-35)
4.0	DeWayne Patterson	at Oregon	10/30/93 (-23)
4.0	DeWayne Patterson	at UCLA	9/24/94 (-13)
4.0	Andy Mattingly	Arizona State	10/6/07 (-29)
7. 3.5	DeWayne Patterson	Oregon	10/8/94 (-22)
8. 3.0	16 players (23 times)	Last Time:	
	Daiyan Henley, vs. Colorado State		9/17/22

SOPHOMORE RECORD

4.0	Tim Downing	vs. California (Tokyo)	11/29/87 (-8)
4.0	Andy Mattingly	Arizona State	10/6/07 (-29)

JUNIOR RECORD

4.0	DeWayne Patterson	at Oregon	10/30/93 (-23)
-----	-------------------	-----------	----------------

SENIOR RECORD

5.0	Mkristo Bruce	at Stanford	9/23/06 (-33)
-----	---------------	-------------	---------------

INTERCEPTIONS

No.	Player	Opponent	Date
1. 4	Lamont Thompson	UCLA	11/3/01
2. 3	Bill Lippincott	Oregon State	10/6/45
3	Laverne Torgeson	vs. Penn State	11/27/48
3	Clete Baltes	Stanford	10/13/62
3	Rick Reed	at Oregon	11/5/66
3	Lionel Thomas	Pacific	11/1/69
3	Lionel Thomas	Idaho	9/19/70
3	Eric Johnson	Washington	11/18/72
3	Paul Sorensen	at Arizona	10/24/81
3	Ron Collins	at Stanford	10/20/84
3	Torey Hunter	at Arizona State	10/19/91
3	Lamont Thompson	at Washington	11/22/97
3	Will Derting	vs. Nevada	8/31/02

FRESHMAN RECORD

3	Bill Lippincott	Oregon State	10/6/45
3	Torey Hunter	at Arizona State	10/19/91
3	Lamont Thompson	at Washington	11/22/97
3	Will Derting	vs. Nevada	8/31/02

SOPHOMORE RECORD

3	Laverne Torgeson	vs. Penn State	11/27/48
3	Rick Reed	at Oregon	11/5/66
3	Ron Collins	at Stanford	10/20/84

JUNIOR RECORD

3	Clete Baltes	Stanford	10/13/62
3	Lionel Thomas	Pacific	11/1/69
3	Eric Johnson	Washington	11/18/72

SENIOR RECORD

3	Lamont Thompson	at Washington	11/22/97
---	-----------------	---------------	----------

INTERCEPTION RETURN TOUCHDOWNS

Player	Opponent	Yards	Date
Albert Charlton	California	53	10/13/51
Chuck Stone	at Washington	54	11/21/53
Bruce Nevitt	at Stanford	32	10/30/54
Garner Ekstran	Stanford	40	9/17/60
Harold Haddock	Pacific	91	10/22/60
Clancy Williams	San Jose State	62	9/22/62
Bill Gaskins	Pacific	50	10/10/64
Bill Gaskins	Villanova	41	10/9/65
Lewis Norris	Arizona State	57	10/9/66
Lionel Thomas	UCLA	93	10/11/69
Tom Poe	at Minnesota	26	9/25/71
Mark Patterson	California	63	9/27/75
Matt Elisara	UCLA	42	10/17/81
Joe Taylor	at Michigan	63	9/10/83
Ron Collins	UNLV	71	9/6/86
Brian Forde	Wyoming	27	9/12/87
James Hasty	Wyoming	40	9/12/87
Shawn Landrum	Arizona	62	10/24/87
Dan Webber	Arizona	1	10/24/87
Ron Ricard	at Oregon	74	10/7/89
Roosevelt Noble	Oregon State	61	9/16/89
Alvin Dunn	at BYU	25	9/15/90
John Diggs	UCLA	72	9/29/90
Michael Wright	Arizona	29	11/9/91
Ron Childs	UCLA	17	10/17/92
Chris Hayes	Arizona State	44	10/9/93
DeWayne Patterson	UCLA	89	11/6/93
Shad Hinchen	at Oregon State	23	10/12/96
Billy Newman	Idaho	10	9/23/00
Raonall Smith	at Boise State	54	9/8/01
Lamont Thompson	at Arizona	36	9/29/01
Erik Coleman	Oregon State	43	10/6/01
Billy Newman	at Stanford	54	10/13/01
Jason David	vs. Purdue	45	12/31/01
Will Derting	vs. Nevada (Sea.)	98	8/31/02
Erik Coleman	at UCLA	25	12/7/02
Jason David	at Colorado	41	9/13/03
Virgil Williams	at Oregon	40	9/27/03
Jason David	Arizona	34	10/4/03
Pat Bennett	Arizona State	39	11/15/03
Pat Bennett	at USC	28	11/6/04
Eric Frampton	at Nevada	36	9/9/05
Michael Graise	at Stanford	33	9/23/06
Tyron Brackenridge	Oregon	24	10/21/06
Eric Frampton	Washington	43	11/18/06
Husain Abdullah	Stanford	55	11/10/07
Louis Bland	at Oregon State	16	10/11/08
Alex Hoffman-Ellis	SMU	52	9/19/09
Myron Beck	SMU	67	9/19/09
Alex Hoffman-Ellis	Idaho State	67	9/3/11
Damante Horton	at Oregon	76	10/29/11
Damante Horton	at USC	70	9/7/13
Damante Horton	Southern Utah	72	9/14/13
Damante Horton	Utah	22	11/23/13
Casey Locker	Utah	39	11/23/13
Shalom Luani	Oregon State	84	10/17/15
Peyton Pelluer	Boise State	36	9/9/17
Armani Marsh	at Washington	28	11/26/21
Francisco Mauigoa	Oregon	95	9/24/22
Derrick Langford	at Arizona	35	11/19/22
Jaden Hicks	at Colorado State	37	9/2/23
Kapen Gushiken	at UCLA	88	10/7/23

PUNT RETURN TOUCHDOWNS

[list includes all players since 1949 plus players prior to 1949 who were included in the list of long punt returns.]

Player	Opponent	Yards	Date
Jerry Niesksen	Idaho	80	11/9/06
Benton Bangs	Oregon	72	10/20/17
Bud Roffler	USC	46	10/7/50
Bill Berry	at Pacific	69	9/26/53
Dave Kerrone	at San Jose State	75	10/29/60
Mark Williams	Idaho	72	9/21/68
Mark Williams	at Oregon	73	11/9/68
Mark Williams	at San Jose State	81	11/16/68
Rick Reed	San Jose State	81	11/16/1968
Lionel Thomas	Idaho	63	9/19/70
Robin Sinclair	Oregon State	50	10/21/72
Robin Sinclair	Idaho	82	9/29/73
Eric Johnson	Idaho	75	9/29/73
Mike Levenseller	UCLA	32	10/15/77
Kitrick Taylor	Oregon	78	10/29/83
Kitrick Taylor	UCLA	69	10/19/85
Ricky Reynolds	Montana State	35	11/16/85
Jay Dumas	UCLA	72	9/23/95
Shawn Tims	Boise State	73	9/27/97
Michael Bumpus	Oregon	52	10/9/04
Michael Bumpus	at Arizona State	76	11/13/04
Michael Bumpus	at Nevada	87	9/9/05
Kaleb Fossum	Arizona	75	11/12/16

KICKOFF RETURN TOUCHDOWNS

[list includes all players since 1948 plus players prior to 1949 who were included in the list of long kickoff returns.]

Player	Opponent	Yards	Date
William Tonkin	College of Idaho	95	10/27/28
Ted Rowher	at USC	90	11/17/28
Bob Kennedy	Idaho	80	11/8/41
Jerry Williams	at Montana	88	10/9/48
Jerry Williams	at California	87	11/13/48
Bud Roffler	Montana	85	11/17/51
Don Ellingsen	at USC	89	10/26/57
Chuck Morrell	at UCLA	83	11/1/58
Ken Graham	San Jose State	91	10/28/61
Ken Graham	Stanford	92	10/13/62
Bill Gaskins	Idaho	?	11/2/63
Aamon McWashington	Baylor	95	10/1/66
Mark Williams	at UCLA	97	9/28/68
Bernard Jackson	UCLA	100	10/9/71
Bernard Jackson	Oregon State	95	10/9/71
Steve Broussard	at Arizona State	98	10/28/89
Anthony Prior	at Arizona	99	10/27/90
Anthony Prior	USC	100	10/12/91
Deron Pointer	UCLA	98	10/17/92
Kevin Hicks	at Michigan	97	9/4/93
Bryant Thomas	San Jose State	50	9/28/96
Dee Moronkola	at Boise State	88	9/12/98
Dee Moronkola	Oregon	91	10/10/98
Sammy Moore	vs. Oklahoma	89	1/1/03
Sammy Moore	at Colorado	97	9/13/03
Robert Taylor	at Arizona State	100	10/22/16
Travell Harris	Eastern Washington	100	9/15/18
Leyton Smithson	Colorado	98	11/17/23

FIELD GOALS MADE

No.	Player	Opponent	Date
1. 5	Drew Dunning	New Mexico	9/20/03
5	Erik Powell	Stanford	10/31/15
3. 4	Chuck Diedrick	at Kansas	9/13/75
4	Paul Watson	at Kansas	9/24/77
4	John Traut	at Tennessee	9/1/84
4	Jason Hanson	at BYU	9/7/89
4	Jason Hanson	Arizona	10/21/89
4	Rian Lindell	at Boise State	9/12/98
4	Drew Dunning	vs. Purdue	12/31/01
4	Drew Dunning	Washington	11/23/02
4	Drew Dunning	vs. Idaho (Sea.)	8/30/03
4	Drew Dunning	at Washington	11/22/03
4	Romeen Abdolmohammadi	Stanford	11/10/07
4	Andrew Furney	at UCLA	10/8/11
4	Erik Powell	at Oregon	10/7/17
4	Erik Powell	at Utah	11/11/17
4	Dean Janikowski	at Washington	11/26/21

SOPHOMORE RECORD

5	Erik Powell	Stanford	10/31/15
---	-------------	----------	----------

JUNIOR RECORD

4	Chuck Diedrick	at Kansas	9/13/75
4	Paul Watson	at Kansas	9/24/77
4	John Traut	at Tennessee	9/1/84
4	Rian Lindell	at Boise State	9/12/98
4	Drew Dunning	at Washington	11/22/03

SENIOR RECORD

5	Drew Dunning	New Mexico	9/20/03
---	--------------	------------	---------

FIELD GOAL PERCENTAGE (Min. 4 Att.)

No.	Player	Opponent	Date
1. 1.000	5/5, Drew Dunning	New Mexico	9/20/03
2. 1.000	4/4 by several players	Last Time:	
	Erik Powell, at Oregon,	10/7/17	

MOST 50+ FIELD GOALS

No.	Player	Opponent	Date
1. 2	Kevin Morris (52, 50)	at Oregon State	10/10/81
2	Jason Hanson (58, 52)	at Brigham Young	9/7/89
2	Jason Hanson (54, 50)	Fresno State	9/14/91

PUNTS

No.	Player	Opponent	Date
1. 14	Mike Monahan	at Stanford	10/18/69
2. 12	Steve Johnston	UCLA	10/17/92
3. 11	Hank Grenda	Washington	11/23/68
11	Tim Davey	Idaho	9/16/78
11	Glenn Harper	at Oregon	11/6/82
11	Steve Johnston	UCLA	11/6/93
11	George Martin	at Illinois	9/1/4
11	George Martin	at UCLA	9/24/94
11	George Martin	Oregon	10/8/94
11	George Martin	Arizona	10/15/94

FRESHMAN RECORD

11	Tim Davey	Idaho	9/16/78
11	Glenn Harper	at Oregon	11/6/82

SOPHOMORE RECORD

14	Mike Monahan	at Stanford	10/18/69
----	--------------	-------------	----------

JUNIOR RECORD

12	Steve Johnston	UCLA	10/17/92
----	----------------	------	----------

SENIOR RECORD

11	Hank Grenda	Washington	11/23/68
11	Steve Johnston	UCLA	11/6/93

LONGEST PUNT

No.	Player	Opponent	Date
1. 87	Kyle Basler	at Arizona	9/25/04
2. 84	Reid Forrest	California	11/6/10
3. 83	Gavin Hedrick	California	9/27/75
4. 82	Gavin Hedrick	California	10/8/77
5. 81	Rob Meyers	USC	9/30/89
6. 80	Richard Emerson	at Oklahoma	12/3/38
7. 78	Oscar Dragicevich III	Oregon	11/14/20
8. 76	Mark Rypien	Oregon State	11/3/84
9. 75	Rob Myers	at Wyoming	9/23/89
10. 74	Keith Lincoln	at Idaho	11/12/60
74	Rob Myers	at Washington	11/18/89

LONGEST FIELD GOAL (50+)

No.	Player	Opponent	Date
1. 62	Jason Hanson	at UNLV	9/28/91
2. 60	Andrew Furney	Eastern Washington	9/8/12
3. 58	Jason Hanson	at Brigham Young	9/7/89
58	Jason Hanson	Arizona State	11/10/90
5. 57	Paul Watson	Idaho	11/12/77
57	Rian Lindell	Boise State	9/27/97
7. 56	Nico Grasu	at Oklahoma State	9/4/10
56	Erik Powell	at Arizona	10/28/17
9. 55	Joe Danelo	Stanford	10/26/74
55	Jason Hanson	California	9/22/90
55	Dean Janikowski	at Colorado State	9/2/23
12. 54	Jason Hanson	UCLA	9/29/90
54	Jason Hanson	Fresno State	9/14/91
14. 53	Jason Hanson	Oregon State	9/16/89
53	Jason Hanson	Wyoming	9/8/90
53	Jason Hanson	at Stanford	11/3/90
53	Tony Truant	at Arizona	10/5/96
18. 52	Kevin Morris	at Oregon State	10/10/81
52	Jason Hanson	Oregon State	11/12/88
52	Jason Hanson	Idaho	9/2/89
52	Jason Hanson	at BYU	9/7/89
52	Jason Hanson	at Ohio State	9/21/91
52	Aaron Price	Temple	10/3/92
52	Rian Lindell	Stanford	11/15/97
52	Rian Lindell	Illinois	9/5/98
52	Rian Lindell	Arizona	9/25/99
52	Andrew Furney	Utah	11/23/13
52	Erik Powell	at Oregon	10/7/17
52	Erik Powell	at California	10/13/17
30. 51	Kevin Adams	Washington	11/22/86
51	Jason Hanson	at UCLA	10/29/88
51	Jason Hanson	at Oregon State	10/20/90
51	Jason Hanson	at UCLA	11/2/91
51	Jason Hanson	Arizona	11/9/91
51	Aaron Price	at Arizona	9/12/92
51	Aaron Price	Montana State	9/11/93
51	Tony Truant	Oregon State	10/7/95
51	Andrew Furney	California	11/6/10
51	Andrew Furney	Idaho State	9/3/11
51	Blake Mazza	at Utah	9/28/19
41. 50	Joe Danelo	vs. USC (Seattle)	11/4/72
50	Paul Watson	at UCLA	10/14/78
50	Kevin Morris	at Oregon State	10/10/81
50	Jason Hanson	Arizona	10/21/89
50	Jason Hanson	California	9/22/90
50	Jason Hanson	Fresno State	9/14/91
50	Rian Lindell	Oregon State	10/30/99
50	Nico Grasu	Oregon	10/9/10
50	Blake Mazza	at USC	9/21/18
50	Blake Mazza	New Mexico State	8/31/19
50	Dean Janikowski	Washington	11/26/22
50	Dean Janikowski	at Oregon	10/21/23

POINTS

1.	86	Blair Business College	10/12/07
2.	84	Idaho	11/15/75
3.	77	SW Louisiana	11/8/97
4.	74	Puget Sound	10/20/09
5.	73	Eastern Washington	10/10/08
6.	70	Spokane AC	10/26/07
7.	69	Arizona	11/15/16
	69	Arizona	11/17/18
9.	68	Montana	10/10/42
10.	65	Pacific (Ore.)	10/4/24

TOTAL OFFENSE (600+)

1.	812	California	10/4/14
2.	720	UCLA	9/21/19
3.	718	Northern Colorado	9/16/23
4.	706	Portland State	9/13/14
5.	693	Idaho	11/15/75
6.	675	at Utah	9/21/85
7.	663	at Oregon	10/27/84
8.	654	vs. San Diego State (Sea)	9/8/07
	654	California	11/12/16
10.	653	Montana State	10/18/01
11.	651	Oregon	10/1/16
12.	646	at Arizona	10/28/17
13.	641	at Oregon	10/10/15
	641	Oregon State	11/23/19
15.	638	at Oregon State	10/1/05
	638	Portland State	9/20/08
17.	637	Idaho	9/9/06
18.	636	Utah (Copper Bowl)	12/29/92
19.	631	at Arizona	10/24/15
20.	624	Stanford	11/16/19
21.	619	California	10/18/97
22.	618	at Tennessee	10/1/88
	618	New Mexico State	8/31/19
24.	615	at Minnesota	9/10/88
25.	614	Arizona	11/5/16
26.	610	UNLV	9/10/11
27.	605	Arizona	11/17/18
28.	603	Oregon	10/29/77
29.	602	UNLV	9/24/83
30.	601	at Illinois	9/3/88
	601	at California	10/22/05

TOTAL PLAYS

1.	106	Montana	9/5/92
2.	105	at Oregon	10/10/15
3.	101	at Oregon	10/19/13
	101	at Arizona	10/28/17
5.	100	at Arizona State	11/22/14
6.	99	Arizona	10/25/14
7.	98	UCLA	10/27/07
8.	97	at Oregon State	10/1/05
	97	at California	11/11/23
10.	95	California	10/4/14

FIRST DOWNS

1.	36	Montana	9/5/92
	36	vs. San Diego State (Sea)	9/8/07
	36	Portland State	9/20/08
	36	Oregon	10/1/16
5.	35	at Oregon	10/19/13
	35	Eastern Washington	9/15/18
	35	Oregon State	11/23/19
8.	34	at Illinois	9/3/88
	34	at Arizona	10/24/15
	34	Arizona	11/5/16
	34	California	11/12/16

PASSING TOUCHDOWNS

1.	9	UCLA	9/21/19
2.	7	UNLV	9/10/11
	7	Portland State	9/13/14
	7	Arizona	11/17/18
5.	6	at Arizona	10/14/00
	6	vs. Colorado State	12/21/13
	6	California	10/4/14
	6	Oregon State	10/24/15
	6	Arizona	11/5/16
	6	Oregon State	9/16/17
	6	New Mexico State	8/31/19
	6	Oregon State	11/23/19
	6	Northern Colorado	9/16/23

PASS ATTEMPTS

1.	89	at Oregon	10/19/13
2.	84	at Arizona	10/28/17
3.	79	Arizona	10/25/14
4.	76	at California	11/16/74
	76	at Washington	11/22/75
	76	at Arizona State	11/22/14
7.	75	at Oregon	10/10/15
8.	71	at Boise State	9/10/16
9.	70	California	10/4/14
	70	Oregon State	11/23/19

PASS COMPLETIONS

1.	58	at Oregon	10/19/13
	58	at Arizona	10/28/17
3.	56	Arizona	10/25/14
4.	55	at Boise State	9/10/16
5.	51	Eastern Washington	9/15/18
6.	50	at Oregon	10/10/15
	50	Oregon State	11/23/19
8.	49	California	10/4/14
	49	Boise State	9/9/17
10.	48	at Washington	11/29/19

PASSING YARDS

1.	734	California	10/4/14
2.	630	Portland State	9/13/14
3.	606	Oregon State	11/23/19
4.	602	at Arizona	10/28/17
5.	601	at Arizona State	11/22/14
6.	570	UCLA	9/21/19
7.	557	at Oregon	10/19/13
8.	532	vs. Rutgers (Sea)	8/28/14
9.	531	at Oregon State	10/1/05
10.	524	Eastern Washington	9/15/18

RUSHING TOUCHDOWNS

1.	10	Idaho	11/15/75
2.	7	Oregon	10/29/77
	7	Montana State	11/16/85
4.	6	Pacific	10/10/64
	6	Oregon	11/7/81
	6	at Oregon	10/27/84
	6	Southwest Louisiana	11/8/97
	6	Oregon	10/1/16
9.	5	San Jose State	9/22/62
	5	at Utah	10/2/71
	5	at Washington	11/24/73
	5	at Arizona	10/18/80
	5	vs. BYU (Holiday Bowl)	12/18/81
	5	Montana State	9/12/81
	5	Idaho	9/11/82
	5	at Stanford	10/20/84
	5	at Oregon State	10/12/85
	5	at Illinois	9/3/88
	5	Oregon State	9/18/93

RUSH ATTEMPTS

1.	76	at California	11/16/74
	76	at Washington	11/22/75
3.	71	Montana State	11/16/85
4.	69	UNLV	9/24/83
5.	68	Pacific (Ore.)	10/4/80
6.	67	Idaho	11/15/75
7.	66	Oregon	11/3/73
	66	at Washington	11/24/73
	66	Oregon	10/29/77
	66	California	11/14/81
	66	Stanford	10/23/82

NET RUSHING YARDS

1.	524	at Oregon	10/27/84
2.	442	at California	11/16/74
3.	439	Idaho	11/15/75
4.	438	Oregon	10/30/71
5.	417	Montana State	11/16/85
6.	392	UNLV	9/24/83
7.	363	Army	9/27/80
8.	352	Pacific (Ore.)	10/10/64
9.	350	at Oregon State	11/3/79
10.	347	California	11/17/73

FUMBLES (Since 1957)

1.	10	UCLA	10/9/71
2.	9	Utah	9/30/72
	9	UCLA	10/20/73
	9	Stanford	10/26/74
5.	8	at Arizona	9/23/72
	8	at Kansas	9/15/73
	8	Oregon State	11/3/84
8.	7	17 Times	
		Last - vs. Hawaii (Sea)	9/12/09

FUMBLES LOST (Since 1957)

1.	6	UCLA	10/9/71
2.	5	Utah State	9/30/61
	5	at Utah	10/15/66
	5	Stanford	10/26/74
5.	4	25 Times	
		Last - UCLA	9/21/19

PUNTS

1.	15	at Stanford	10/18/69
2.	12	Washington	11/23/68
	12	UCLA	10/17/92
4.	11	Idaho	9/21/68
	11	UCLA	10/11/69
	11	Pacific	11/1/69
	11	Idaho	9/19/70
	11	Idaho	9/16/78
	11	at Oregon	11/6/82
	11	UCLA	11/6/1993
	11	at Illinois	9/1/94
	11	at UCLA	9/24/94
	11	Oregon	10/8/94
	11	Arizona	10/15/94

PUNT AVG.

1.	57.3	at Stanford	10/23/10
2.	55.2	at Arizona State	10/12/19
3.	54.5	Oregon	11/14/20
4.	54.0	at Ohio State	9/21/91
5.	53.9	at Colorado	9/13/03
6.	53.4	at Arizona	9/25/04
7.	53.2	at UNLV	9/15/12
8.	53.0	Boise State	9/27/97
	53.0	Oregon State	9/16/17
	53.0	at Washington	11/29/19

POINTS ALLOWED

1.	70	USC	11/7/70
2.	69	USC	10/18/08
3.	67	UCLA	9/21/19
4.	66	California	9/6/08
	66	at Oregon State	10/11/08
6.	65	at Oklahoma State	9/4/10
7.	63	Stanford	10/17/70
	63	Oregon	9/27/08
9.	62	at Oregon	10/19/13
10.	61	at California	11/4/22
	61	at Iowa	9/27/69

TOTAL OFFENSE ALLOWED - High

1.	745	at USC	10/29/05
2.	719	at Oregon	10/19/13
3.	703	Washington	11/26/22
4.	696	at Iowa	9/27/69
5.	675	Washington	11/25/50
6.	664	Stanford	10/25/80
7.	658	Stanford	10/17/70
8.	657	UCLA	9/21/19
9.	651	at Arizona State	10/28/89
10.	646	Oregon	10/9/04

TOTAL OFFENSE ALLOWED - Low

1.	97	at Idaho	10/11/58
	97	Oregon	10/8/94
3.	108	Oregon State	9/18/93
4.	109	San Jose State	9/8/18
5.	114	Idaho	10/24/59
6.	115	Boise State	9/27/97
7.	120	at Stanford	11/18/61
8.	125	vs. Colorado (Seattle)	9/11/04
9.	129	at Oregon State	10/31/59
10.	131	Oregon State	11/8/58

PASSING YARDS ALLOWED - High

1.	537	at BYU	9/7/89
2.	534	at Arizona State	10/28/89
3.	527	California	10/4/14
4.	521	at California	10/5/13
5.	507	UCLA	9/21/19
6.	504	Stanford	11/16/19
7.	496	Oregon State	10/12/13
	496	Eastern Washington	9/3/16
9.	489	vs. Hawaii (Seattle)	9/12/09
10.	485	Washington	12/26/22

PASSING YARDS ALLOWED - Low

1.	0	Oregon State	11/8/58
	0	California	9/17/66
	0	at Kansas	9/24/77
4.	6	Washington	11/24/56
	6	Idaho	10/2/76
6.	7	at Oregon State	11/8/75
7.	8	Oregon State	11/9/74
	9	at Oregon State	10/22/55
8.	10	Oregon State	10/5/91
9.	11	at USC	11/6/71
	11	UCLA	10/20/73

RUSHING YARDS ALLOWED - High

1.	479	UCLA	10/18/75
2.	467	at Kansas	9/11/76
3.	464	at Iowa	9/27/69
4.	462	USC	10/12/74
5.	446	Oregon	10/27/01
6.	437	at UCLA	10/2/10
7.	432	at USC	10/31/81
8.	429	USC	11/7/70
9.	428	at Nebraska	9/30/95
10.	426	at Baylor	9/12/08

RUSHING YARDS ALLOWED - Low

1.	-35	Montana State	9/11/93
2.	-17	at Arizona	10/26/02
3.	-11	Washington	11/18/72
	-11	at Washington	11/24/73
5.	-10	vs. Baylor (Seattle)	9/16/06
6.	-6	at Pacific	10/2/93
	-6	Montana	9/9/95
8.	1	Montana State	11/16/85
9.	5	at Illinois	9/1/94
	5	at USC	12/6/20

TACKLES-FOR-LOSS

1.	15	at Wyoming	9/23/89
	15	at Pacific	10/2/93
3.	14	Oregon State	9/18/93
	14	Oregon	10/8/94
	14	at California	9/26/98
	14	at USC	11/11/00
	14	USC	10/30/04
	14	Arizona State	10/6/07
	14	Idaho	9/21/13
	14	Wyoming	9/19/15

SACKS (Since 1985)

1.	10	Oregon	10/8/94
	10	at Wyoming	9/23/89
3.	8	Montana State	9/11/93
	8	at Stanford	9/23/06
	8	Arizona State	11/2/02
	8	at Utah	9/25/21
7.	7	at Tennessee	10/1/88
	7	vs. Grambling State (Sea)	9/17/05
	7	Arizona State	10/6/07
	7	vs. Texas	12/30/03
	7	Oregon State	10/25/03
	7	at Notre Dame	9/6/03
	7	at Arizona	10/26/02
	7	at Stanford	10/13/01
	7	at Boise State	9/8/01
	7	Oregon	9/20/14
	7	at Utah	11/11/17
	7	Colorado State	9/17/22

INTERCEPTIONS

1.	7	at Oregon	9/27/03
2.	6	Oregon State	9/16/89
3.	5	at Idaho	10/17/53
	5	Pacific	10/22/60
	5	San Jose State	9/22/62
	5	Washington	11/23/68
	5	Pacific	11/1/69
	5	at Arizona State	9/27/86
	5	Wyoming	9/12/87
	5	at Washington	11/22/97
	5	UCLA	11/3/01

FUMBLES FORCED

1.	10	at Oregon	11/8/52
2.	9	at Illinois	9/28/74
	9	at Arizona State	10/20/79
	9	Montana State	11/16/85
5.	8	Stanford	9/27/52
	8	San Jose State	11/12/55
	8	UCLA	10/11/69
	8	at Michigan State	9/26/70
	8	at Oregon State	11/13/71
	8	at Oregon	10/14/72
	8	Stanford	11/11/72

FUMBLES RECOVERED

1.	7	at Michigan State	9/26/70
2.	6	at USC	10/26/57
	6	at Oregon	10/14/72
	6	Idaho	9/16/78
5.	5	San Jose State	11/12/55
	5	Utah State	9/30/61
	5	at Texas Tech	11/14/64
	5	at Minnesota	9/25/65
	5	Washington	11/18/72
	5	Idaho	10/2/76
	5	at California	10/29/94

TURNOVERS FORCED

1.	9 (4 INT, 5 FUM)	Idaho	11/1/52
	9 (7 INT, 2 FUM)	Oregon	11/9/03
3.	8 (5 INT, 3 FUM)	San Jose State	9/22/62
	8 (1 INT, 7 FUM)	at Michigan State	9/26/70
	8 (3 INT, 5 FUM)	Washington	11/18/72
	8 (2 INT, 6 FUM)	Idaho	9/16/78
7.	7 (5 INT, 2 FUM)	at Idaho	10/17/53
	7 (3 INT, 4 FUM)	Oregon State	10/25/52
	7 (3 INT, 4 FUM)	at California	10/8/55
	7 (1 INT, 6 FUM)	at USC	10/26/57
	7 (2 INT, 5 FUM)	at Minnesota	9/25/65
	7 (5 INT, 2 FUM)	Washington	11/23/68
	7 (5 INT, 2 FUM)	Pacific	11/1/69
	7 (3 INT, 4 FUM)	at Arizona State	10/10/70
	7 (1 INT, 6 FUM)	at Oregon	10/14/72
	7 (5 INT, 2 FUM)	Wyoming	9/12/87
	7 (6 INT, 1 FUM)	Oregon State	9/16/89
	7 (5 INT, 2 FUM)	UCLA	11/3/01
	7 (3 INT, 4 FUM)	UCLA	11/8/03
	7 (4 INT, 3 FUM)	at Utah	11/11/17

WSU KICK RETURNS

1.	11	California	9/6/08
2.	10	at Iowa	9/27/69
	10	at Stanford	11/1/08
4.	9	at Michigan State	11/6/54
	9	USC	11/7/70
	9	USC	10/12/74
	9	at Stanford	10/25/75
	9	at Stanford	9/11/99
	9	at USC	9/22/07
	9	at Oregon State	10/11/08
	9	Arizona	11/8/08
	9	vs. Oregon State	10/22/11
	9	vs. Oregon	9/29/12

WSU KICK RETURN YARDS

1.	298	California	9/6/08
2.	249	Oregon	10/10/98
3.	238	vs. Oregon (Seattle)	9/29/12
4.	228	vs. Oregon State (Sea)	10/22/11
5.	207	at Arizona State	10/28/89
6.	199	at Oregon State	10/19/63
7.	184	Arizona State	11/10/90
8.	181	at Oregon	10/26/19
9.	178	at USC	9/22/07
10.	176	at Oregon	10/29/11

WSU PUNT RETURNS

1.	10	Oregon	10/8/94
2.	9	California	10/16/93
	9	San Jose State	9/28/96
4.	8	Idaho	10/7/72
	8	Oregon State	10/7/95
	8	at Stanford	10/8/03
7.	7	at San Jose State	11/16/68
	7	at Utah	10/2/71
	7	at California	11/10/84
	7	Montana State	9/11/93
	7	Oregon State	9/18/93
	7	UCLA	11/6/93
	7	USC	11/5/94
	7	Oregon	11/9/02
	7	Arizona	10/4/03
	7	at Arizona	9/25/04
	7	at Nevada	9/9/05

WSU PUNT RETURN YARDS

1.	186	SW Louisiana	11/8/97
2.	171	at San Jose State	11/16/68
3.	163	at Nevada	9/9/05
4.	153	Idaho	9/29/73
5.	129	at San Jose State	9/26/59
6.	116	at Stanford	10/18/03
7.	113	Idaho	9/21/68
	113	Oregon	10/29/83
9.	110	Montana State	9/21/02
10.	107	Arizona	11/5/16

PASSING

ATTEMPTS

1.	58	Connor Halliday	Colorado State	12/21/13
2.	53	Luke Falk	Miami	12/26/15
3.	51	Luke Falk	Minnesota	12/27/16
4.	50	Tyler Hilinski	Michigan State	12/28/17
5.	49	Gardner Minshew II	Iowa State	12/28/18

COMPLETIONS

1.	39	Tyler Hilinski	Michigan State	12/28/17
2.	37	Connor Halliday	Colorado State	12/21/13
3.	35	Gardner Minshew II	Iowa State	12/28/18
4.	30	Drew Bledsoe	Utah	12/29/92
5.	30	Luke Falk	Minnesota	12/27/16

YARDS

1.	476	Drew Bledsoe	Utah	12/29/92
2.	410	Connor Halliday	Colorado State	12/21/13
3.	351	Anthony Gordon	Air Force	12/27/19
4.	331	Ryan Leaf	Michigan	1/1/98
5.	306	Timm Rosenbach	Houston	12/25/88

TOUCHDOWNS

1.	6	Connor Halliday	Colorado State	12/21/13
2.	3	Anthony Gordon	Air Force	12/27/19
3.	2	Drew Bledsoe	Utah	12/29/92
2		Matt Kegel	Texas	12/30/03
2		Luke Falk	Miami	12/26/15
2		Tyler Hilinski	Michigan State	12/28/17
2		Gardner Minshew II	Iowa State	12/28/18
2		Victor Gabalis	Cent. Michigan	12/31/21

INTERCEPTIONS

1.	3	Jason Gesser	Purdue	12/31/01
2.	2	Clete Casper	BYU	12/18/81
2		Jason Gesser	Oklahoma	1/1/03
2		Matt Kegel	Texas	12/30/03

LONGEST PASS

1.	87	Drew Bledsoe	Utah	12/29/92
2.	58	Anthony Gordon	Air Force	12/27/19
3.	56	Victor Gabalis	Cent. Michigan	12/31/21
4.	54	Drew Bledsoe	Utah	12/29/92
54		Matt Kegel	Texas	12/30/03

RUSHING

ATTEMPTS

1.	33	Steve Broussard	Houston	12/25/88
2.	27	Shambe Wright-Fair	Utah	12/29/92
3.	17	Dave Minnich	Purdue	12/31/01
17		Nakia Watson	Cent. Michigan	12/31/21
5.	14	Don LaBomme	BYU	12/18/81
14		Timm Rosenbach	Houston	12/25/88
14		Nakia Watson	Fresno State	12/17/22

YARDS

1.	139	Steve Broussard	Houston	12/25/88
2.	123	Shambe Wright-Fair	Utah	12/29/92
3.	110	Jonathan Smith	Texas	12/30/03
4.	92	Ricky Turner	BYU	12/18/81
5.	79	Don LaBomme	BYU	12/18/81

TOUCHDOWNS

1.	2	Ricky Turner	BYU	12/18/81
2		Shambe Wright-Fair	Utah	12/29/92
3.	1	13 players	Last by:	
		Nakia Watson	Fresno State	12/17/22

LONGEST RUSH

1.	40	Nakia Watson	Cent. Michigan	12/31/21
2.	27	Steve Broussard	Houston	12/25/88
27		Jamal Morrow	Miami	12/26/15
3.	20	Shambe Wright-Fair	Utah	12/29/92
4.	20	Alan Cox	Purdue	12/31/01
5.	18	Don LaBomme	BYU	12/18/81

RECEIVING

RECEPTIONS

1.	11	Brandon Arconado	Air Force	12/27/19
2.	10	James Williams	Michigan State	12/28/17
10		Robert Ferrel	Fresno State	12/17/22
4.	9	Jerome Riley	Oklahoma	1/1/03
9		River Cracraft	Colorado State	12/21/13

RECEPTION YARDS

1.	212	Phillip Bobo	Utah	12/29/92
2.	167	Brandon Arconado	Air Force	12/27/19
3.	139	Jerome Riley	Oklahoma	1/1/03
4.	134	C.J. Davis	Utah	12/29/92
5.	125	River Cracraft	Colorado State	12/21/13

TOUCHDOWNS

1.	2	Phillip Bobo	Utah	12/29/92
2		Sammy Moore	Texas	12/30/03
2		Tay Martin	Michigan State	12/28/17
3.	1	14 Players	Last by:	
		Dezmon Patmon	Iowa State	12/28/18

LONGEST RECEPTION

1.	87	Phillip Bobo	Utah	12/29/92
2.	58	Tay Martin	Air Force	12/27/19
3.	56	Donovan Ollie	Cent. Michigan	12/31/21
4.	55	Lincoln Victor	Cent. Michigan	12/31/21
5.	54	C. J. Davis	Utah	12/29/92
54		Sammy Moore	Texas	12/30/03

DEFENSE

TOTAL TACKLES

1.	20	Jahad Woods	Air Force	12/27/19
2.	15	Casey Locker	Colorado State	12/21/13
15		Justin Sagote	Colorado State	12/21/13
4.	13	Darryl Monroe	Colorado State	12/21/13
5.	12	Anthony McClanahan	Utah	12/29/92

SOLO TACKLES

1.	10	Jahad Woods	Air Force	12/27/19
2.	9	Steve Gleason	Michigan	1/1/98
3.	8	Brent White	BYU	12/18/81
8		Ron Childs	Utah	12/29/92
8		Ron Childs	Baylor	12/31/94
8		Billy Newman	Purdue	12/31/01
8		Casey Locker	Colorado State	12/21/13
8		Isaac Dotson	Michigan State	12/28/17

TACKLES FOR LOSSES/YARDS

1.	4/21	Brandon Moore	Michigan	1/1/98
2.	3/30	D.D. Acholonu	Texas	12/30/03
3/17		Jeremey Williams	Oklahoma	1/1/03
3/12		Fred Shavies	Purdue	12/31/01
3/11		Donnie Jackson	Texas	12/30/03
3/7		Dorian Boose	Michigan	1/1/98

SACKS/YARDS

1.	3/30	D.D. Acholonu	Texas	12/30/03
2.	2/20	Matt Elisara	BYU	12/18/81
2/16		Jeremey Williams	Oklahoma	1/1/03
2/15		Quinn Roff	Fresno State	12/17/22
5.	1	24 Players	Last by:	
		Brennan Jackson	Fresno State	12/17/22

INTERCEPTIONS

1.	2	Jason David	Purdue	12/31/01
2		Lamont Thompson	Purdue	12/31/01
3.	1	10 Players	Last by:	
		Travion Brown	Cent. Michigan	12/31/21

LONG INTERCEPTION RETURNS

1.	45	Jason David	Purdue	12/31/01
2.	36	Shalom Luani	Miami	12/26/15
3.	31	Skyler Thomas	Air Force	12/27/19
4.	27	Shawn Landrum	Houston	12/25/88
5.	13	Frankie Luvu	Michigan State	12/28/17

PASSES DEFENDED

1.	5	Lamont Thompson	Purdue	12/31/01
5		Jason David	Purdue	12/31/01
3.	4	Torey Hunter	Baylor	12/31/94
4.	3	Erik Coleman	Texas	12/30/03
3		Taylor Taliulu	Miami	12/26/15

SPECIAL TEAMS

PUNT RETURNS

1.	6	Billy Gribble	BYU	12/18/81
2.	5	Erik Coleman	Purdue	12/31/01
3.	4	Sammy Moore	Texas	12/30/03
4.	3	Victor Wood	Houston	12/25/88
5.	2	Four Players		

PUNT RETURN YARDS

1.	68 (4)	Sammy Moore	Texas	12/30/03
2.	52 (3)	Victor Wood	Houston	12/25/88
3.	39 (6)	Billy Gribble	BYU	12/18/81
4.	29 (5)	Erik Coleman	Purdue	12/31/01
29 (1)		Easop Winston Jr.	Air Force	12/27/19

LONG PUNT RETURNS

1.	51	Sammy Moore	Texas	12/30/03
2.	40	Victor Wood	Houston	12/25/88
3.	29	Easop Winston Jr.	Air Force	12/27/19
4.	19	Leon Brooks	Colorado State	12/21/13
5.	15	Billy Gribble	BYU	12/18/81

KICKOFF RETURNS

1.	5	Victor Wood	Houston	12/25/88
2.	5	Sammy Moore	Texas	12/30/03
3.	4	Don LaBomme	BYU	12/18/81
4		James Williams	Michigan State	12/28/17
4		Travell Harris	Iowa State	12/28/18
4		Travell Harris	Air Force	12/27/19
4		Travell Harris	Cent. Michigan	12/31/21
4		Lincoln Victor	Fresno State	12/17/22

KICKOFF RETURN YARDS

1.	123 (5)	Victor Wood	Houston	12/25/88
2.	108(4)	Travell Harris	Iowa State	12/28/18
3.	106 (4)	Don LaBomme	BYU	12/18/81
4.	90 (2)	Sammy Moore	Oklahoma	1/1/03
5.	76 (4)	Travell Harris	Air Force	12/27/19

LONG KICKOFF RETURNS

1.	89	Sammy Moore	Oklahoma	1/1/03
2.	45	Travell Harris	Iowa State	12/28/18
3.	35	Victor Wood	Houston	12/25/88
4.	33	Don LaBomme	BYU	12/18/81
5.	25	Kristoff Williams	Colorado State	12/21/13

TOUCHDOWNS - KICK RETURNS

1.	1	Sammy Moore	Oklahoma	1/1/03
----	---	-------------	----------	--------

FIELD GOALS/ATTEMPTS

1.	4/4	Drew Dunning	Purdue	12/31/01
2.	2/2	Erik Powell	Miami	12/26/15
2/2		Erik Powell	Minnesota	12/27/16
4.	1/1	Hanson	Houston	12/25/88
1/1		Rian Lindell	Michigan	1/1/98
1/1		Andrew Furney	Colorado State	12/21/13
1/1		Erik Powell	Michigan State	12/28/17

LONGEST FIELD GOALS

1.	48	Rian Lindell	Michigan	1/1/98
2.	47	Drew Dunning	Purdue	12/31/01
3.	45	Erik Powell	Michigan State	12/28/17
4.	41	Erik Powell	Minnesota	12/27/16
5.	37	Tony Truant	Baylor	12/31/94

MOST PUNTS

1.	7	Kyle Basler	Texas	12/30/03
7		Nick Haberer	Cent. Michigan	12/31/21
2.	6	Nine Times	Last by:	
		Oscar Dragicuevich III	Iowa State	12/28/18

PUNTING AVERAGE

1.	48.2	Nick Haberer	Fresno State	12/17/22
2.	46.0	Rob Myers	Houston	12/25/88
46.0		Kyle Basler	Oklahoma	1/1/03
46.0		Oscar Dragicuevich III	Air Force	12/27/19
5.	45.5	Erik Powell	Minnesota	12/27/16

LONG PUNTS

1.	62	Alan Cox	Purdue	12/31/01
2.	59	Kyle Basler	Oklahoma	1/1/03
3.	58	Erik Powell	Minnesota	12/27/16
4.	56	Kyle Basler	Texas	12/30/03
56		Nick Haberer	Cent. Michigan	12/31/21
54		Wes Concepcion	Colorado State	12/21/13

OFFENSE

PASSES ATTEMPTED

1.	58	Colorado State	12/21/13	New Mexico Bowl
2.	53	Miami	12/26/15	Sun Bowl
3.	51	Minnesota	12/27/16	Holiday Bowl
4.	50	Michigan State	12/28/17	Holiday Bowl
5.	49	Iowa State	12/28/18	Alamo Bowl

PASSES COMPLETED

1.	39	Michigan State	12/28/17	Holiday Bowl
2.	37	Colorado State	12/21/13	New Mexico Bowl
3.	35	Iowa State	12/28/18	Alamo Bowl
4.	32	Utah	12/29/92	Copper Bowl
5.	30	Minnesota	12/27/16	Holiday Bowl

NET YARDS PASSING

1.	492	Utah	12/29/92	Copper Bowl
2.	410	Colorado State	12/21/13	New Mexico Bowl
3.	351	Air Force	12/27/19	Cheez-It Bowl
4.	331	Michigan	1/1/98	Rose Bowl
5.	306	Houston	12/25/88	Aloha Bowl

PASSES HAD INTERCEPTED

1.	3	Purdue	12/31/01	Sun Bowl
2.	2	BYU	12/18/81	Holiday Bowl
	2	Oklahoma	1/1/03	Rose Bowl
	2	Texas	12/30/03	Holiday Bowl
5.	1	Houston	12/25/88	Aloha Bowl
	1	Utah	12/29/92	Copper Bowl
	1	Michigan	1/1/98	Rose Bowl
	1	Colorado State	12/21/13	New Mexico Bowl
	1	Minnesota	12/27/16	Holiday Bowl
	1	Michigan State	12/28/17	Holiday Bowl
	1	Fresno State	12/17/22	LA Bowl

RUSHING ATTEMPTS

1.	56	Houston	12/25/88	Aloha Bowl
2.	53	BYU	12/18/81	Holiday Bowl
3.	41	Utah	12/29/92	Copper Bowl
4.	33	Texas	12/30/03	Holiday Bowl
5.	31	Baylor	12/31/94	Alamo Bowl

NET YARDS RUSHING

1.	245	BYU	12/18/81	Holiday Bowl
2.	157	Texas	12/30/03	Holiday Bowl
3.	154	Houston	12/25/88	Aloha Bowl
4.	144	Utah	12/29/92	Copper Bowl
5.	87	Miami	12/26/15	Sun Bowl

FIRST DOWNS - TOTAL

1.	28	Utah	12/29/92	Copper Bowl
2.	24	Colorado State	12/21/13	New Mexico Bowl
3.	23	Houston	12/25/88	Aloha Bowl
	23	BYU	12/18/81	Holiday Bowl
	23	Miami	12/26/15	Sun Bowl

FIRST DOWNS - RUSHING

1.	17	BYU	12/18/81	Holiday Bowl
2.	10	Utah	12/29/92	Copper Bowl
3.	9	Houston	12/25/88	Aloha Bowl
4.	8	Texas	12/30/03	Holiday Bowl
5.	8	Minnesota	12/27/16	Holiday Bowl

FIRST DOWNS - PASSING

1.	21	Colorado State	12/21/13	New Mexico Bowl
2.	16	Utah	12/29/92	Copper Bowl
3.	15	Iowa State	12/28/18	Alamo Bowl
4.	14	Air Force	12/27/19	Cheez-It Bowl
5.	13	Houston	12/25/88	Aloha Bowl
	13	Michigan	1/1/98	Rose Bowl
	13	Michigan State	12/28/17	Holiday Bowl

FIRST DOWNS - PENALTY

1.	4	Miami	12/26/15	Sun Bowl
	4	Cent. Michigan	12/31/21	Sun Bowl
2.	3	BYU	12/18/81	Holiday Bowl
	3	Purdue	12/31/01	Sun Bowl
4.	2	Utah	12/29/92	Copper Bowl
	2	Michigan State	12/28/17	Holiday Bowl
	2	Iowa State	12/28/18	Alamo Bowl

TOTAL OFFENSIVE PLAYS

1.	92	Houston	12/25/88	Aloha Bowl
2.	89	Utah	12/29/92	Copper Bowl
3.	78	BYU	12/18/81	Holiday Bowl
	78	Miami	12/26/15	Sun Bowl
5.	77	Colorado State	12/21/13	New Mexico Bowl

TOTAL OFFENSE

1.	636	Utah	12/29/92	Copper Bowl
2.	460	Houston	12/25/88	Aloha Bowl
3.	400	Colorado State	12/21/13	New Mexico Bowl
4.	398	Michigan	1/1/98	Rose Bowl
5.	382	Miami	12/26/15	Sun Bowl

AVERAGE YARDS PER PLAY

1.	7.6	Air Force	12/27/19	Cheez-It Bowl
2.	7.1	Utah	12/29/92	Copper Bowl
3.	6.3	Michigan	1/1/98	Rose Bowl
4.	5.5	Texas	12/30/03	Holiday Bowl
5.	5.3	Purdue	12/31/01	Sun Bowl

FUMBLES/LOST

1.	4/2	Utah	12/29/92	Copper Bowl
2.	3/1	Baylor	12/31/94	Alamo Bowl
	3/1	Oklahoma	1/1/03	Rose Bowl
4.	3/2	Colorado State	12/21/13	New Mexico Bowl
5.	2/1	Houston	12/25/88	Aloha Bowl
	2/1	Purdue	12/31/01	Sun Bowl
	2/1	Cent. Michigan	12/31/21	Sun Bowl
	2/0	Michigan	1/1/98	Rose Bowl

PENALTIES/YARDS

1.	18/136	Utah	12/29/92	Copper Bowl
2.	15/110	Baylor	12/31/94	Alamo Bowl
3.	11/95	Houston	12/25/88	Aloha Bowl
4.	10/70	Colorado State	12/21/13	New Mexico Bowl
5.	9/85	Purdue	12/31/01	Sun Bowl
	9/52	Oklahoma	1/1/03	Rose Bowl

POSSESSION TIME

1.	37:43	Houston	12/25/88	Aloha Bowl
2.	32:02	Baylor	12/31/94	Alamo Bowl
3.	32:01	BYU	12/18/81	Holiday Bowl
4.	31:06	Minnesota	12/27/16	Holiday Bowl
5.	31:05	Miami	12/26/15	Sun Bowl

THIRD DOWN CONVERSIONS

1.	10/19	BYU	12/18/81	Holiday Bowl
5.	8/19	Houston	12/25/88	Aloha Bowl
2.	8/17	Colorado State	12/21/13	New Mexico Bowl
3.	7/15	Michigan	1/1/98	Rose Bowl
4.	7/19	Minnesota	12/27/16	Holiday Bowl

FOURTH DOWN CONVERSIONS

1.	1/1	BYU	12/18/81	Holiday Bowl
	1/1	Purdue	12/31/01	Sun Bowl
	1/1	Colorado State	12/21/13	New Mexico Bowl
	1/1	Michigan State	12/28/17	Holiday Bowl
5.	2/3	Utah	12/29/92	Copper Bowl
	2/5	Air Force	12/27/19	Cheez-It Bowl

DEFENSE

INTERCEPTIONS/YARDS RET

1.	4/74	Purdue	12/31/01	Sun Bowl
2.	2/31	Houston	12/25/88	Aloha Bowl
	2/11	Baylor	12/31/94	Alamo Bowl
4.	2/36	Miami	12/26/15	Sun Bowl
	2/66	Iowa State	12/28/18	Alamo Bowl

SACKS BY DEFENSE

1.	7/64	Texas	12/30/03	Holiday Bowl
2.	5/28	Purdue	12/31/01	Sun Bowl
3.	4/33	Miami	12/26/15	Sun Bowl
4.	4/31	Fresno State	12/17/22	LA Bowl
5.	3/27	Oklahoma	1/1/03	Rose Bowl
	3/24	Houston	12/25/88	Aloha Bowl
	3/16	BYU	12/18/81	Holiday Bowl
	3/15	Iowa State	12/28/18	Alamo Bowl

FUMBLES RETURNED

1.	1/29	Colorado State	12/21/13	New Mexico Bowl
	1/18	Texas	12/30/03	Holiday Bowl
	1/15	Utah	12/29/92	Copper Bowl
	1/0	BYU	12/18/81	Holiday Bowl
	1/0	Houston	12/25/88	Aloha Bowl
	1/0	Miami	12/26/15	Sun Bowl

SPECIAL TEAMS

PUNTS

1.	9	Cent. Michigan	12/31/21	Sun Bowl
2.	8	BYU	12/18/81	Holiday Bowl
	8	Minnesota	12/27/16	Holiday Bowl
3.	7	Baylor	12/31/94	Alamo Bowl
	7	Texas	12/30/03	Holiday Bowl
5.	6	Seven Times	Last:	
		Iowa State	12/28/18	Alamo Bowl

PUNT YARDS

1.	392	Cent. Michigan	12/31/21	Sun Bowl
2.	327	BYU	12/18/81	Holiday Bowl
2.	324	Minnesota	12/27/16	Holiday Bowl
3.	281	Texas	12/30/03	Holiday Bowl
4.	276	Houston	12/25/88	Aloha Bowl
	276	Oklahoma	1/1/03	Rose Bowl

PUNTING AVERAGE

1.	48.2	Fresno State	12/17/22	LA Bowl
2.	46.0	Houston	12/25/88	Aloha Bowl
	46.0	Oklahoma	1/1/03	Rose Bowl
	46.0	Air Force	12/27/19	Cheez-It Bowl
5.	44.3	Purdue	12/31/01	Sun Bowl

PUNT RETURNS

1.	6	BYU	12/18/81	Holiday Bowl
2.	5	Purdue	12/31/01	Sun Bowl
3.	4	Texas	12/30/03	Holiday Bowl
4.	3	Houston	12/25/88	Aloha Bowl
5.	2	Five Times, Last		
	2	Minnesota	12/27/16	Holiday Bowl

PUNT RETURN YARDS

1.	68	Texas	12/30/03	Holiday Bowl
2.	52	Houston	12/25/88	Aloha Bowl
3.	39	BYU	12/18/81	Holiday Bowl
4.	29	Purdue	12/31/01	Sun Bowl
	29	Air Force	12/27/19	Cheez-It Bowl

PUNT RETURN AVERAGE

1.	29.0	Air Force	12/27/19	Cheez-It Bowl
2.	17.3	Houston	12/25/88	Aloha Bowl
3.	17.0	Texas	12/30/03	Holiday Bowl
4.	12.0	Colorado State	12/21/13	New Mexico Bowl
5.	10.0	Cent. Michigan	12/31/21	Sun Bowl
	6.5	BYU	12/18/81	Holiday Bowl

KICKOFF RETURNS

1.	6	Michigan State	12/28/17	Holiday Bowl
2.	5	Houston	12/25/88	Aloha Bowl
	5	Oklahoma	1/1/03	Rose Bowl
	5	Texas	12/30/03	Holiday Bowl
	5	Air Force	12/27/19	Cheez-It Bowl
	5	Cent. Michigan	12/31/21	Sun Bowl

KICKOFF RETURN YARDS

1.	123	Houston	12/25/88	Aloha Bowl
2.	114	Oklahoma	1/1/03	Rose Bowl
3.	108	Iowa State	12/28/18	Alamo Bowl
4.	106	BYU	12/18/81	Holiday Bowl
5.	99	Air Force	12/27/19	Cheez-It Bowl

KICKOFF RETURN AVERAGE

1.	27.0	Iowa State	12/28/18	Alamo Bowl
2.	26.5	BYU	12/18/81	Holiday Bowl
3.	24.6	Houston	12/25/88	Aloha Bowl
4.	22.8	Oklahoma	1/1/03	Rose Bowl
5.	20.0	Purdue	12/31/01	Sun Bowl

PASS ATTEMPTS

1.	714	Connor Halliday	2013
2.	687	Anthony Gordon	2019
3.	662	Gardner Minshew II	2018
4.	645	Luke Falk	2015
5.	633	Luke Falk	2016
6.	534	Luke Falk	2017
7.	526	Connor Halliday	2014
8.	503	Alex Brink	2007
9.	497	Cameron Ward	2022
10.	485	Cameron Ward	2023

FRESHMAN RECORD (Since 1972)

359	Jayden de Laura	2021
-----	-----------------	------

SOPHOMORE RECORD

645	Luke Falk	2015
-----	-----------	------

JUNIOR RECORD

714	Connor Halliday	2013
-----	-----------------	------

SENIOR RECORD

687	Anthony Gordon	2019
-----	----------------	------

PASS COMPLETIONS

1.	493	Anthony Gordon	2019
2.	468	Gardner Minshew II	2018
3.	449	Connor Halliday	2013
4.	448	Luke Falk	2015
5.	443	Luke Falk	2016
6.	357	Luke Falk	2017
7.	354	Connor Halliday	2014
8.	323	Cameron Ward	2023
9.	320	Cameron Ward	2022
10.	305	Alex Brink	2007

FRESHMAN RECORD (Since 1972)

227	Jayden de Laura	2021
-----	-----------------	------

SOPHOMORE RECORD

448	Luke Falk	2015
-----	-----------	------

JUNIOR RECORD

449	Connor Halliday	2013
-----	-----------------	------

SENIOR RECORD

493	Anthony Gordon	2019
-----	----------------	------

PASSING YARDS

1.	5,579	Anthony Gordon	2019
2.	4,779	Gardner Minshew II	2018
3.	4,597	Connor Halliday	2013
4.	4,566	Luke Falk	2015
5.	4,468	Luke Falk	2016
6.	3,968	Ryan Leaf	1997
7.	3,873	Connor Halliday	2014
8.	3,818	Alex Brink	2007
9.	3,736	Cameron Ward	2023
10.	3,593	Luke Falk	2017

FRESHMAN RECORD (Since 1972)

2,798	Jayden de Laura	2021
-------	-----------------	------

SOPHOMORE RECORD

4,566	Luke Falk	2015
-------	-----------	------

JUNIOR RECORD

4,597	Connor Halliday	2013
-------	-----------------	------

SENIOR RECORD

5,579	Anthony Gordon	2019
-------	----------------	------

COMPLETION PERCENTAGE (Min. 100)

1.	.726 (130/179)	Tyler Hilinski	2017
2.	.718 (493/687)	Anthony Gordon	2019
3.	.707 (468/662)	Gardner Minshew II	2018
4.	.700 (443/633)	Luke Falk	2016
5.	.695 (448/645)	Luke Falk	2015
6.	.673 (354/526)	Connor Halliday	2014
7.	.669 (357/534)	Luke Falk	2017
8.	.666 (323/485)	Cameron Ward	2023
9.	.645 (218/338)	Timm Rosenbach	1988
10.	.644 (320/497)	Cameron Ward	2022

FRESHMAN RECORD (Since 1972)

.642 (156-243)	Luke Falk	2014
----------------	-----------	------

SOPHOMORE RECORD

.726 (130/179)	Tyler Hilinski	2017
----------------	----------------	------

JUNIOR RECORD

.700 (443/633)	Luke Falk	2016
----------------	-----------	------

SENIOR RECORD

.718 (493/687)	Anthony Gordon	2019
----------------	----------------	------

PASSING TOUCHDOWNS

1.	48	Anthony Gordon	2019
2.	38	Luke Falk	2015
	38	Luke Falk	2016
	38	Gardner Minshew II	2018
5.	34	Ryan Leaf	1997
	34	Connor Halliday	2013
7.	32	Connor Halliday	2014
8.	30	Luke Falk	2017
9.	28	Jason Gesser	2002
10.	26	Jason Gesser	2001
	26	Alex Brink	2007

FRESHMAN RECORD (Since 1972)

23	Jayden de Laura	2021
----	-----------------	------

SOPHOMORE RECORD

38	Luke Falk	2015
----	-----------	------

JUNIOR RECORD

38	Luke Falk	2016
----	-----------	------

SENIOR RECORD

48	Anthony Gordon	2019
----	----------------	------

PASSES INTERCEPTED

1.	24	Ty Paine	1970
	24	Timm Rosenbach	1987
3.	22	Connor Halliday	2013
4.	20	Jack Thompson	1978
5.	19	Ty Paine	1971
6.	17	Jerry Henderson	1967
7.	16	Anthony Gordon	2019
8.	15	Drew Bledsoe	1991
	15	Drew Bledsoe	1992
	15	Mark Rypien	1984
	15	Matt Kegel	2003
	15	Alex Brink	2007

FRESHMAN RECORD (Since 1972)

11	Aaron Garcia	1989
----	--------------	------

SOPHOMORE RECORD

24	Ty Paine	1970
----	----------	------

24	Timm Rosenbach	1987
----	----------------	------

JUNIOR RECORD

22	Connor Halliday	2013
----	-----------------	------

SENIOR RECORD

20	Jack Thompson	1978
----	---------------	------

300-YARD PASSING GAMES

1.	12	Anthony Gordon	2019
2.	11	Gardner Minshew II	2018
3.	10	Luke Falk	2015
4.	9	Ryan Leaf	1997
	9	Connor Halliday	2013
	9	Luke Falk	2016
7.	8	Alex Brink	2007
8.	7	Connor Halliday	2014
	7	Luke Falk	2017
	7	Cameron Ward	2023

RUSHING ATTEMPTS BY A QUARTERBACK

1.	151	Ricky Turner	1983
2.	120	Cameron Ward	2023
3.	113	Jeff Tuel	2010
4.	107	Cameron Ward	2022
5.	86	Jason Gesser	2001

RUSHING YARDS BY A QUARTERBACK

1.	456	Ricky Turner	1981
2.	336	Timm Rosenbach	1988
3.	331	Ricky Turner	1983
4.	264	Ricky Turner	1982
5.	204	Jeff Tuel	2010
6.	145	Jason Gesser	1999
7.	144	Cameron Ward	2023
8.	119	Gardner Minshew II	2018

RUSHING TOUCHDOWNS BY A QUARTERBACK

1.	10	Timm Rosenbach	1988
2.	8	Ricky Turner	1981
	8	Cameron Ward	2023
4.	6	Mark Rypien	1984
	6	Ryan Leaf	1996
	6	Mark Rypien	1984
7.	5	Chuck Peck	1973
	5	Chuck Peck	1974
	5	Timm Rosenbach	1987
	5	Ryan Leaf	1997
	5	Cameron Ward	2022

RUSHING ATTEMPTS

1.	308	Jerome Harrison	2005
2.	264	Shaumbe Wright-Fair	1992
3.	260	Steve Broussard	1989
4.	258	Rueben Mayes	1984
5.	242	Michael Black	1997
6.	228	Rueben Mayes	1985
7.	224	Jonathan Smith	2003
8.	222	Steve Broussard	1988
9.	218	Rich Swinton	1988
10.	215	Kevin Brown	1998

FRESHMAN RECORD (Since 1972)

209	Deon Burnett	1999
-----	--------------	------

SOPHOMORE RECORD

218	Rich Swinton	1988
-----	--------------	------

JUNIOR RECORD

258	Rueben Mayes	1984
-----	--------------	------

SENIOR RECORD

308	Jerome Harrison	2005
-----	-----------------	------

NET RUSHING YARDS (1000+)

1.	1,900	Jerome Harrison	2005
2.	1,637	Rueben Mayes	1984
3.	1,330	Shaumbe Wright-Fair	1992
4.	1,280	Steve Broussard	1988
5.	1,237	Steve Broussard	1989
6.	1,236	Rueben Mayes	1985
7.	1,189	Bernard Jackson	1971
8.	1,181	Michael Black	1997
9.	1,059	Andrew Jones	1973
10.	1,046	Kevin Brown	1998
11.	1,018	Rich Swinton	1988
12.	1,000	Kerry Porter	1983

FRESHMAN RECORD (Since 1972)

974	Deon Burnett	1999
-----	--------------	------

SOPHOMORE RECORD

1,046	Kevin Brown	1998
-------	-------------	------

JUNIOR RECORD

1,637	Rueben Mayes	1984
-------	--------------	------

SENIOR RECORD

1,900	Jerome Harrison	2005
-------	-----------------	------

RUSHING TOUCHDOWNS

1.	16	Jerome Harrison	2005
2.	13	Steve Broussard	1989
3.	13	Shaumbe Wright-Fair	1992
4.	12	Deon Burnett	1999
	12	James Williams	2018
	12	Max Borghi	2021
7.	11	Bob Kennedy	1941
	11	Bernard Jackson	1971
	11	Ken Grandberry	1972
	11	Samoa Samoa	1980
	11	Rueben Mayes	1984
	11	Steve Broussard	1988
	11	Michael Black	1997
	11	Gerard Wicks	2016
	11	Max Borghi	2019

FRESHMAN RECORD (Since 1972)

12	Deon Burnett	1999
----	--------------	------

SOPHOMORE RECORD

(Research ongoing)

JUNIOR RECORD

12	James Williams	2018
----	----------------	------

SENIOR RECORD

12	Max Borghi	2021
----	------------	------

100-YARD RUSHING GAMES

1.	11	Jerome Harrison	2005
2.	8	Steve Broussard	1988
3.	8	Shaumbe Wright-Fair	1992
4.	7	Kerry Porter	1983
	7	Rueben Mayes	1984
	7	Michael Black	1997
7.	6	Rich Swinton	1988
	6	Steve Broussard	1989
	6	Kevin Brown	1998
10.	5	Bernard Jackson	1971
	5	Ken Grandberry	1972
	5	Andrew Jones	1973
	5	Rueben Mayes	1985
	5	Shaumbe Wright-Fair	1991

RECEPTIONS

1.	106	Vince Mayle	2014
2.	104	Gabe Marks	2015
3.	89	Gabe Marks	2016
	89	Lincoln Victor	2023
5.	86	Max Borghi	2019
6.	85	Easop Winston Jr.	2019
7.	83	James Williams	2018
8.	82	Marquess Wilson	2011
9.	78	Isiah Myers	2014
	78	Brandon Arconado	2019

FRESHMAN RECORD

55	Marquess Wilson	2010
----	-----------------	------

SOPHOMORE RECORD

86	Max Borghi	2019
----	------------	------

JUNIOR RECORD

104	Gabe Marks	2015
-----	------------	------

SENIOR RECORD

106	Vince Mayle	2014
-----	-------------	------

RECEIVING YARDS

1.	1,483	Vince Mayle	2014
2.	1,388	Marquess Wilson	2011
3.	1,192	Gabe Marks	2015
4.	1,180	Brandon Gibson	2007
5.	1,163	Nakoa McElrath	2001
6.	1,151	Tim Stallworth	1988
7.	1,124	Mike Levenseller	1976
8.	1,109	Brandon Arconado	2019
9.	1,097	Jason Hill	2005
10.	1,040	Dom Williams	2015

FRESHMAN RECORD

1,006	Marquess Wilson	2010
-------	-----------------	------

SOPHOMORE RECORD

1,388	Marquess Wilson	2011
-------	-----------------	------

JUNIOR RECORD

1,192	Gabe Marks	2015
-------	------------	------

SENIOR RECORD

1,483	Vince Mayle	2014
-------	-------------	------

RECEIVING TOUCHDOWNS

1.	15	Gabe Marks	2015
2.	13	Jason Hill	2005
	13	Gabe Marks	2016
4.	12	Jason Hill	2004
	12	Marquess Wilson	2011
	12	Isiah Myers	2014
7.	11	Kevin McKenzie	1997
	11	Chris Jackson	1997
	11	Devard Darling	2002
	11	Dom Williams	2015
	11	Easop Winston Jr.	2019

FRESHMAN RECORD

6	Phillip Bobo	1990
---	--------------	------

6	Marquess Wilson	2010
---	-----------------	------

6	Tay Martin	2017
---	------------	------

SOPHOMORE RECORD

12	Jason Hill	2004
----	------------	------

12	Marquess Wilson	2011
----	-----------------	------

JUNIOR RECORD

15	Gabe Marks	2015
----	------------	------

SENIOR RECORD

13	Gabe Marks	2016
----	------------	------

100-YARD RECEIVING GAMES

1.	7	Mike Levenseller	1976
	7	Brandon Arconado	2019
3.	6	Brandon Gibson	2007
	6	Marquess Wilson	2011
	6	Vince Mayle	2014
6.	5	Tim Stallworth	1988
	5	Nakoa McElrath	2001
	5	Marquess Wilson	2010
	5	Easop Winston Jr.	2019
10.	4	Hugh Campbell	1962
	4	Mike Levenseller	1977
	4	C.J. Davis	1992
	4	Jason Hill	2004
	4	Gabe Marks	2016
	4	Josh Kelly	2023

RECEPTIONS BY A TIGHT END

1.	52	Jed Collins	2007
2.	49	Brett Carolan	1993
3.	43	Clarence Williams	1990
	43	Eric Moore	1995
5.	41	Eason Ramson	1976
6.	38	Chris Leighton	1987
7.	33	Brett Carolan	1992
	33	Eric Moore	1994
9.	32	Cody Boyd	2006
10.	31	Doug Wellsandt	1989
	31	Clarence Williams	1991

RECEIVING YARDS BY A TIGHT END

1.	627	Clarence Williams	1990
2.	591	Brett Carolan	1993
3.	512	Jed Collins	2007
4.	486	Eric Moore	1995
5.	481	Cody Boyd	2006
6.	457	Eason Ramson	1976
7.	423	Carl Barsching	1974
8.	409	Doug Wellsandt	1989
9.	394	Chris Leighton	1987
10.	389	Clarence Williams	1991

RECEIVING TOUCHDOWNS BY A TIGHT END

1.	4	Chris Leighton	1987
2.	3	Carl Barsching	1974
	3	Car Barsching	1975
	3	Pat Beach	1980
	3	Doug Wellsandt	1988
	3	Rodd Olsen	1989
	3	Clarence Williams	1990
	3	Clarence Williams	1991
	3	Brett Carolan	1992
	3	Eric Moore	1994
	3	Eric Moore	1995
	3	David Knuff	1996
	3	Troy Bienemann	2005
	3	Jed Collins	2006
	3	Jed Collins	2007
	3	Devin Frischknecht	2007

RECEPTIONS BY A RUNNING BACK

1.	86	Max Borghi	2019
2.	83	James Williams	2018
3.	71	James Williams	2017
4.	61	Jamal Morrow	2014
5.	60	Jamal Morrow	2017
6.	59	Steve Broussard	1987
7.	52	Marcus Mason	2013
8.	53	Dan Doornink	1976
	53	Max Borghi	2018
10.	48	Jamal Morrow	2016
	48	James Williams	2016

RECEIVING YARDS BY A RUNNING BACK

1.	701	Steve Broussard	1987
2.	613	James Williams	2018
3.	597	Max Borghi	2019
4.	506	Jamal Morrow	2017
5.	488	Jamal Morrow	2016
6.	469	Dan Doornink	1976
7.	460	Jamal Morrow	2014
8.	409	Tali Ena	1978
10.	390	Marcus Mason	2013

RECEIVING TOUCHDOWNS BY A RUNNING BACK

1.	5	Jamal Morrow	2016
	5	Jamal Morrow	2017
	5	Max Borghi	2019
4.	4	Jamal Morrow	2015
	4	James Williams	2018
	4	Max Borghi	2018
	4	Nakia Watson	2022
8.	3	Dan Doornink	1976
	3	Tali Ena	1978
	3	Steve Broussard	1987
	3	Steve Broussard	1989
	3	Shaumbe Wright-Fair	1990
	3	Keith Harrington	2015
	3	Nakia Watson	2023

TOTAL OFFENSE

1.	5,559	Anthony Gordon	2019 (738)
2.	4,898	Gardner Minshew II	2018 (720)
3.	4,451	Luke Falk	2015 (727)
4.	4,420	Connor Halliday	2013 (764)
5.	4,400	Luke Falk	2016 (699)
6.	3,920	Ryan Leaf	1997 (492)
7.	3,880	Cameron Ward	2023 (605)
8.	3,852	Alex Brink	2007 (566)
9.	3,742	Connor Halliday	2014 (555)
10.	3,446	Luke Falk	2017 (601)

SOPHOMORE RECORD

4,451	Luke Falk	2015 (727)
-------	-----------	------------

JUNIOR RECORD

4,420	Connor Halliday	2013 (764)
-------	-----------------	------------

SENIOR RECORD

5,559	Anthony Gordon	2019 (738)
-------	----------------	------------

TOTAL PLAYS

1.	764	Connor Halliday	2013
2.	738	Anthony Gordon	2019
3.	727	Luke Falk	2015
4.	720	Gardner Minshew II	2018
5.	699	Luke Falk	2016
6.	605	Cameron Ward	2023
7.	604	Cameron Ward	2022
8.	601	Luke Falk	2017
9.	566	Alex Brink	2007
10.	555	Connor Halliday	2014

SOPHOMORE RECORD

727	Luke Falk	2015
-----	-----------	------

JUNIOR RECORD

764	Connor Halliday	2013
-----	-----------------	------

SENIOR RECORD

738	Anthony Gordon	2019
-----	----------------	------

AVERAGE/PLAY (Min. 100 Plays)

1.	8.55	Connor Halliday	2011	(109/932)
2.	7.97	Ryan Leaf	1997	(492/3,920)
3.	7.53	Anthony Gordon	2019	(738/5,559)
4.	7.35	Timm Rosenbach	1988	(467/3,433)
5.	7.24	Alex Brink	2005	(414/2,997)
6.	7.22	Jason Gesser	2002	(456/3,292)
7.	7.07	Brad Gossen	1989	(194/1,371)
	7.07	Jayden de Laura	2021	(405/2,865)
9.	6.93	Mark Rypien	1985	(2,417)
10.	6.81	Alex Brink	2007	(566/3,852)

FRESHMAN RECORD

8.55 (109/932)	Connor Halliday	2011
----------------	-----------------	------

SOPHOMORE RECORD

7.24 (414/2,997)	Alex Brink	2005
------------------	------------	------

JUNIOR RECORD

7.97 (492/3,920)	Ryan Leaf	1997
------------------	-----------	------

SENIOR RECORD

7.53 (738/5,559)	Anthony Gordon	2019
------------------	----------------	------

TOTAL TOUCHDOWNS

1.	17	Steve Broussard	1989
2.	17	Jerome Harrison	2005
3.	16	James Williams	2018
	16	Max Borghi	2019
5.	15	Gabe Marks	2015
6.	14	Bernard Jackson	1971
7.	13	Shaumbe Wright-Fair	1992
	13	Jason Hill	2005
	13	Gabe Marks	2016
	13	Gerard Wicks	2016
	13	Nakia Watson	2022

FRESHMAN RECORD

12	Deon Burnett	1999
----	--------------	------

12	Max Borghi	2018
----	------------	------

SOPHOMORE RECORD

16	Max Borghi	2019
----	------------	------

JUNIOR RECORD

15	Gabe Marks	2015
----	------------	------

SENIOR RECORD

17	Steve Broussard	1989
----	-----------------	------

17	Jerome Harrison	2005
----	-----------------	------

TOTAL POINTS

1.	116	Drew Dunning	2003
2.	115	Blake Mazza	2019
3.	113	Drew Dunning	2002
4.	109	Erik Powell	2015
5.	106	Erik Powell	2017
6.	104	Steve Broussard	1989
7.	102	Jerome Harrison	2005
8.	101	Drew Dunning	2001
9.	99	Jason Hanson	1989
10.	97	Andrew Furney	2013

FRESHMAN RECORD

91	Jason Hanson	1988 (kicker)
----	--------------	---------------

SOPHOMORE RECORD

115	Blake Mazza	2019 (kicker)
-----	-------------	---------------

JUNIOR RECORD

113	Drew Dunning	2002 (kicker)
-----	--------------	---------------

SENIOR RECORD

116	Drew Dunning	2003 (kicker)
-----	--------------	---------------

104	Steve Broussard	1989 (non-kicker)
-----	-----------------	-------------------

TOUCHDOWNS RESPONSIBLE FOR

1.	48	Anthony Gordon	2019
2.	42	Gardner Minshew II	2018
3.	41	Luke Falk	2015
4.	40	Ryan Leaf	1997
5.	38	Luke Falk	2016
6.	34	Timm Rosenbach	1988
	34	Connor Halliday	2013
8.	33	Cameron Ward	2023
9.	32	Connor Halliday	2014
10.	30	Luke Falk	2017

SOPHOMORE RECORD

41	Luke Falk	2015
----	-----------	------

JUNIOR RECORD

40	Ryan Leaf	1997
----	-----------	------

SENIOR RECORD

48	Anthony Gordon	2019
----	----------------	------

ALL-PURPOSE YARDS (1,000+)

No.	Player, Season	Rush, Rec, PR, KR, IR
1.	2,118 B. Jackson, 1971	(1,189-185-0-744-0)
2.	2,113 Jerome Harrison, 2005	(1,900-206-0-7-0)
3.	1,790 S. Broussard, 1989	(1,237-326-0-227-0)
4.	1,768 Rueben Mayes, 1984	(1,637-113-0-18-0)
5.	1,660 Vince Mayle, 2014	(0-1483-0-177-0)
6.	1,653 Sammy Moore, 2003	(0-533-405-715-0)
7.	1,604 Isiah Barton, 2011	(8-638-0-958-0)
8.	1,533 S. Broussard, 1988	(1,280-152-0-101-0)
9.	1,501 S. Wright-Fair, 1992	(1,330-171-0-0)
10.	1,488 Rueben Mayes, 1985	(1,236-252-0-0-0)
11.	1,442 C. Williams, 1964	(783-210-108-341-0)
12.	1,435 Max Borghi, 2019	(817-597-0-21-0)
13.	1,419 Jonathan Smith, 2003	(961-349-0-109-0)
14.	1,398 Marquess Wilson, 2011	(10-1,388-0-0-0)
15.	1,359 Travell Harris, 2021	(2-814-119-424-0)
16.	1,358 Michael Black, 1997	(1,181-177-0-0-0)
17.	1,356 Bernard Jackson, 1970	(590-268-498-0-0)
18.	1,332 Travell Harris, 2019	(0-536-23-773-0)
19.	1,298 Gabe Marks, 2015	(0-1,192-106-0-0)
20.	1,269 Richard Calvin, 1987	(822-246-0-201-0)
21.	1,264 Jamal Morrow, 2014	(351-460-0-453-0)
22.	1,236 Deron Pointer, 1993	(0-996-0-240-0)
23.	1,218 Chantz Staden, 2008	(141-56-51-970-0)
24.	1,217 Jamal Morrow, 2016	(575-488-131-23-0)
25.	1,212 Brandon Gibson, 2007	(0-1180-0-32-0)
26.	1,208 Jerry Williams, 1948	(494-266-NR-448)
27.	1,199 Nakoa McElrath, 2001	(36-1,163-0-0-0)
28.	1,194 Deon Burnett, 1999	(974-220-0-0-0)
29.	1,180 Tim Stallworth, 1988	(0-1,151-0-29-0)
30.	1,179 Andrew Jones, 1973	(1,059-29-0-91-0)
31.	1,173 James Williams, 2018	(560-613-0-0-0)
32.	1,166 Rich Swinton, 1988	(1,018-104-0-44-0)
33.	1,154 Jerome Harrison, 2004	(900-69-13-172-0)
34.	1,137 Tali Ena, 1978	(728-409-0-0-0)
35.	1,124 Mike Levenseller, 1976	(0-1,124-0-0-0)
36.	1,120 Kevin Brown, 1998	(1,046-74-0-0-0)
37.	1,117 Michael Black, 1996	(948-169-0-0-0)
38.	1,106 Ken Grandberry, 1972	(833-273-0-0-0)
39.	1,097 Jamal Morrow, 2017	(522-506-69-0-0)
40.	1,093 Jason Hill, 2005	(-4-1,097-0-0-0)
41.	1,086 Keith Lincoln, 1959	(670-36-157-223)
42.	1,076 Charles Dillion, 2007	(0-407-19-650-0)
43.	1,074 Kerry Porter, 1983	(1,000-74-0-0-0)
44.	1,065 Nakia Watson, 2022	(769-296-0-0-0)
45.	1,057 K. McKenzie, 1997	(-7-911-25-128-0)
46.	1,055 Don Paul, 1949	(332-352-206-195)
47.	1,049 Steve Broussard, 1987	(254-701-0-74-0)
48.	1,041 S. Wright-Fair, 1991	(843-198-0-0-0)
49.	1,040 Jerome Riley, 2002	(67-939-0-0-0)
	1,040 Dom Williams, 2015	(0-1,040-0-0-0)
51.	1,036 Max Borghi, 2021	(880-156-0-0-0)
52.	1,024 C.J. Davis, 1992	(0-1,024-0-0-0)
53.	1,013 Tim Harris, 1981	(931-71-0-11-0)
54.	1,009 Travell Harris, 2018	(3-309-6-691-0)
55.	1,007 Jason Hill, 2004	(0-1,007-0-0-0)
56.	1,006 Marquess Wilson, 2010	(0-1,006-0-0-0)
57.	1,005 Chris Jackson, 1997	(0-1,005-0-0-0)

FRESHMAN RECORD

1,264	Jamal Morrow	2014
-------	--------------	------

SOPHOMORE RECORD

1,398	Marquess Wilson	2011
-------	-----------------	------

JUNIOR RECORD

1,768	Rueben Mayes	1984
-------	--------------	------

SENIOR RECORD

2,118	Bernard Jackson	1971
-------	-----------------	------

TOTAL TACKLES (100+)

1.	157	Brian Forde	1986
2.	153	Lee Blakeney	1984
3.	147	Tuineau Alipate	1987
4.	144	Anthony McClanahan	1991
5.	141	Brian Forde	1987
	141	Jahad Woods	2019
7.	140	Anthony McClanahan	1992
8.	138	Tom Poe	1971
9.	136	James Darling	1996
10.	133	Dan Grayson	1989

FRESHMAN RECORD

84	Deone Bucannon	2010
----	----------------	------

SOPHOMORE RECORD

144	Anthony McClanahan	1991
-----	--------------------	------

JUNIOR RECORD

157	Brian Forde	1986
-----	-------------	------

SENIOR RECORD

153	Lee Blakeney	1984
-----	--------------	------

SOLO TACKLES

1.	99	Anthony McClanahan	1992
2.	96	James Darling	1996
3.	89	Gary Larson	1974
	89	Don Hover	1974
	89	Brian Forde	1987
6.	88	Brian Forde	1985
7.	85	Tuineau Alipate	1987
8.	84	Dan Grayson	1989
	84	Anthony McClanahan	1991
10.	82	Anthony McClanahan	1993
	82	Steve Gleason	1997

SOPHOMORE RECORD

89	Don Hover	1974
----	-----------	------

JUNIOR RECORD

99	Anthony McClanahan	1992
----	--------------------	------

SENIOR RECORD

96	James Darling	1996
----	---------------	------

ASSISTED TACKLES

1.	81	Lee Blakeney	1984
2.	79	Lee Blakeney	1981
3.	77	Brian Forde	1986
4.	68	Jahad Woods	2019
5.	65	Tom Poe	1971
6.	64	Lee Blakeney	1980
	64	Mike Walker	1981
8.	62	Rico Tipton	1984
	62	Tuineau Alipate	1987
	62	Curtis Holden	1999

FRESHMAN RECORD

64	Lee Blakeney	1980
----	--------------	------

SOPHOMORE RECORD

79	Lee Blakeney	1981
----	--------------	------

JUNIOR RECORD

77	Brian Forde	1986
----	-------------	------

SENIOR RECORD

81	Lee Blakeney	1984
----	--------------	------

TACKLES-FOR-LOSS

1.	22.5	Hercules Mata'afa	2017 (-96)
2.	22.0	DeWayne Patterson	1993 (-150)
3.	21.5	Rien Long	2002 (-108)
4.	21.0	D.D. Acholonu	2003 (-130)
5.	19.0	Brandon Moore	1997 (-90)
6.	18.5	Keith Millard	1983 (121.5)
	18.5	DeWayne Patterson	1994 (-92)
8.	18.0	Scott Pelluer	1980 (-72)
9.	17.5	Keith Millard	1982 (81)
10.	16.5	Mark Fields	1994 (-86)

SOPHOMORE RECORD

13.3	Hercules Mata'afa	2016
------	-------------------	------

JUNIOR RECORD

22.5	Hercules Mata'afa	2017 (-96)
------	-------------------	------------

SENIOR RECORD

21.0	D.D. Acholonu	2003
------	---------------	------

SACKS

1.	17.0	DeWayne Patterson	1993 (-128)
2.	16.5	D.D. Acholonu	2003 (-121)
3.	13.5	DeWayne Patterson	1994 (-73)
4.	13.0	Rien Long	2002 (-85)
5.	12.5	Keith Millard	1983 (-107.5)
6.	12.0	Scott Pelluer	1980 (-60)
7.	11.0	Mkristo Bruce	2006 (-77)
8.	10.5	Hercules Mata'afa	2017 (-55)
9.	10.0	Mike Walker	1981 (-55)
	10.0	Mkristo Bruce	2005 (-52)

SOPHOMORE RECORD

9.5	D.D. Acholonu	2001
-----	---------------	------

9.5	Isaac Brown	2001
-----	-------------	------

JUNIOR RECORD

17.0	DeWayne Patterson	1993
------	-------------------	------

SENIOR RECORD

16.5	D.D. Acholonu	2003
------	---------------	------

FORCED FUMBLES (Since 1979)

1.	6	Ron Lee	1986
	6	DeWayne Patterson	1993
	6	D.D. Acholonu	2003
4.	5	Don Nevels	1979
	5	Ron Collins	1985
	5	Jonathan Nance	1998
7.	4	Randy Gray	1988
	4	Mark Fields	1994
	4	Fred Shavies	2002
	4	Erik Coleman	2003
	4	Hamza Abdullah	2004
	4	Scott Davis	2004
	4	Andy Mattingly	2007
	4	Greg Trent	2007
	4	Jahad Woods	2018

FUMBLE RECOVERIES (Since 1979)

1.	4	Brennan Jackson	2023
----	---	-----------------	------

INTERCEPTIONS

1.	10	Lamont Thompson	2001
2.	8	Rick Reed	1968
3.	7	Ernest Thomas	1969
	7	Eric Johnson	1973
	7	Bill Lippincott	1945
	7	Jason David	2002
	7	Erik Coleman	2003
8.	6	Lionel Thomas	1969
	6	Lamont Thompson	1997
	6	Jason David	2003
	6	Deone Bucannon	2013

FRESHMAN RECORD

7	Bill Lippincott	1945
---	-----------------	------

SOPHOMORE RECORD

5	Greg Burns	1992
---	------------	------

JUNIOR RECORD

7	Jason David	2002
---	-------------	------

SENIOR RECORD

10	Lamont Thompson	2001
----	-----------------	------

INTERCEPTION TOUCHDOWNS

1.	3	Damante Horton	2013
2.	2	Jason David	2003

PASS BREAKUPS (Since 1979)

1.	16	Artie Holmes	1988
2.	13	Torey Hunter	1994
	13	Shad Hinch	1995
	13	Marcus Trufant	1999
	13	Marcus Trufant	2000
	13	Chris Martin	2000
	13	Lamont Thompson	2001
	13	Marcus Trufant	2002
	13	Jason David	2003
	13	Charleston White	2014

PUNT RETURNS

1.	43	Sammy Moore	2003 (405)
2.	41	Bill Sewell	1941
3.	39	Jay Dumas	1994 (288)
4.	38	Marcus Trufant	2002 (402)
5.	34	Michael Bumpus	2004 (391)
6.	30	Kitrick Taylor	1985 (260)
	30	Victor Wood	1988 (186)
	30	Shawn Tims	1997 (405)
9.	28	Jay Dumas	1993 (210)
10.	26	Kitrick Taylor	1982 (162)

FRESHMAN RECORD

34	Michael Bumpus	2004
----	----------------	------

SOPHOMORE RECORD

28	Jay Dumas	1993
----	-----------	------

JUNIOR RECORD

39	Jay Dumas	1994
----	-----------	------

SENIOR RECORD

43	Sammy Moore	2003
----	-------------	------

PUNT RETURN AVERAGE (Min. 10 ret.)

1.	17.2	Don Paul	1949 (12/206)
2.	17.2	Ray Williams	1978 (10/172)
3.	16.8	James Boylan	1960 (12/202)
4.	16.7	Mark Williams	1968 (20/233)
5.	14.9	Wayne Berry	1953 (11/164)
6.	14.2	Bud Roffler	1951 (14/199)
7.	13.6	Michael Bumpus	2005 (17/232)
8.	13.5	Shawn Tims	1997 (30/405)
9.	12.1	Robin Sinclair	1973 (20/241)
10.	11.8	Bud Roffler	1950 (16/189)

SOPHOMORE RECORD

13.6 (17/232)	Michael Bumpus	2005
---------------	----------------	------

JUNIOR RECORD

17.2 (10/172)	Ray Williams	1978
---------------	--------------	------

SENIOR RECORD

17.2 (12/206)	Don Paul	1949
---------------	----------	------

PUNT RETURN TOUCHDOWNS

1.	3	Mark Williams	1968
2.	2	Michael Bumpus	2004

KICKOFF RETURNS

1.	43	Chantz Staden	2008 (970)
2.	39	Isiah Barton	2011 (958)
3.	33	Victor Wood	1988 (597)
	33	Sammy Moore	2003 (715)
	33	Travell Harris	2019 (773)
6.	31	Charles Dillon	2007 (650)
7.	28	Isiah Barton	2010 (620)
8.	27	Bernard Jackson	1970 (498)
	27	Bernard Jackson	1971 (744)
	27	Teondray Caldwell	2012 (675)

SOPHOMORE RECORD

33	Travell Harris	2019 (773)
----	----------------	------------

JUNIOR RECORD

43	Chantz Staden	2008 (970)
----	---------------	------------

SENIOR RECORD

39	Isiah Barton	2011 (958)
----	--------------	------------

KICKOFF RETURN TOUCHDOWNS

1.	2	Jerry Williams	1948
	2	Bernard Jackson	1971
	2	Dee Moronkola	1998

KICKOFF RETURN AVERAGE (Min. 10)

1.	31.5	Dee Moronkola	1998 (16/504)
2.	28.0	Jerry Williams	1948 (16/448)
3.	27.6	Bernard Jackson	1971 (27/744)
	27.6	Travell Harris	2018 (25/691)
5.	26.8	Mark Williams	1968 (17/456)
6.	25.6	Sammy Moore	2002 (11/282)
7.	25.5	Deron Pointer	1992 (15/383)
8.	25.2	Mike Washington	1977 (14/353)
9.	25.1	Mike Washington	1980 (14/352)
10.	25.0	Teondrey Caldwell	2012 (27/675)

SOPHOMORE RECORD

25.2 (14/353)	Mike Washington	1977
---------------	-----------------	------

JUNIOR RECORD

25.6 (11/282)	Sammy Moore	2002
---------------	-------------	------

SENIOR RECORD

31.5 (16/504)	Dee Moronkola	1998
---------------	---------------	------

PUNTS

1.	95	George Martin	1994
2.	86	Reid Forrest	2009
3.	82	Kareem Anderson	1999
4.	78	Kyle Basler	2004
5.	77	Kyle Basler	2003
	77	Reid Forrest	2008
7.	71	Alan Cox	2000
8.	70	Steve Johnston	1992
	70	Kareem Anderson	1998
10.	69	Rob Myers	1987

PUNTING YARDS

1.	3,718	Reid Forrest	2009
2.	3,384	Kareem Anderson	1999
3.	3,361	Kyle Basler	2004
4.	3,351	Kyle Basler	2003
5.	3,174	Reid Forrest	2008
6.	2,998	Reid Forrest	2010
7.	2,835	Kareem Anderson	1998
8.	2,726	Alan Cox	2000
9.	2,674	Jason Hanson	1990
10.	2,628	Alan Cox	2001

PUNTING AVERAGE (Min. 25)

1.	45.7 (46/2,103)	Oscar Draguicevich III	2018
2.	45.4 (66/2,998)	Reid Forrest	2010
3.	45.3 (59/2,674)	Jason Hanson	1990
4.	45.1 (30/1,352)	Oscar Draguicevich III	2019
5.	44.7 (53/2,368)	Gavin Hedrick	1977
	44.7 (50/2,234)	Gavin Hedrick	1975
	44.7 (52/2,326)	Rob Myers	1989
8.	44.4 (46/2,041)	Nick Haberer	2023
9.	43.5 (56/2,431)	Jeff Banks	1997
	43.5 (77/3,351)	Kyle Basler	2003

SOPHOMORE RECORD

45.7 (46/2,103)	Oscar Draguicevich III	2018
-----------------	------------------------	------

JUNIOR RECORD

45.3 (59/2,674)	Jason Hanson	1990
-----------------	--------------	------

SENIOR RECORD

45.4 (66.2, 2998)	Reid Forrest	2010
-------------------	--------------	------

PAT MADE

1.	60	Blake Mazza	2018
2.	57	Rian Lindell	1997
3.	55	Blake Mazza	2019
4.	49	Andrew Furney	2013
	49	Erik Powell	2015
6.	47	Drew Dunning	2001
	47	Drew Dunning	2002
8.	46	Jason Hanson	1988
	46	Erik Powell	2017
10.	44	Dean Janikowski	2023

FRESHMAN RECORD

60	Blake Mazza	2018
----	-------------	------

SOPHOMORE RECORD

57	Rian Lindell	1997
----	--------------	------

JUNIOR RECORD

47	Drew Dunning	2002
----	--------------	------

SENIOR RECORD

49	Andrew Furney	2013
----	---------------	------

FIELD GOALS MADE

1.	27	Drew Dunning	2003 (31)
2.	22	Drew Dunning	2002 (33)
3.	21	Jason Hanson	1989 (27)
4.	20	Erik Powell	2015 (26)
	20	Erik Powell	2017 (24)
	20	Blake Mazza	2019 (21)
7.	18	Drew Dunning	2001 (22)
8.	17	Jason Hanson	1990 (26)
	17	Aaron Price	1993 (32)
10.	16	John Traut	1983 (26)
	16	Andrew Furney	2013 (20)

FRESHMAN RECORD

15	Jason Hanson	1988
----	--------------	------

SOPHOMORE RECORD

21	Jason Hanson	1989
----	--------------	------

JUNIOR RECORD

22	Drew Dunning	2002
----	--------------	------

SENIOR RECORD

27	Drew Dinning	2003
----	--------------	------

FIELD GOAL PERCENTAGE (Min. 15 att.)

1.	.952	Blake Mazza	2019 (20/21)
2.	.875	Andrew Furney	2011 (14/16)
3.	.871	Drew Dunning	2003 (27/31)
4.	.833	Erik Powell	2017 (20/24)
5.	.824	Dean Janikowski	2021 (14/17)
6.	.818	Drew Dunning	2001 (18/22)
7.	.780	Andrew Furney	2013 (16/20)
8.	.769	Erik Powell	2015 (20/26)
9.	.750	Rian Lindell	1999 (12/16)
10.	.737	R. Abdolmohammadi	2007 (14/19)

MOST 50+ FIELD GOALS

1.	7	Jason Hanson	1990
2.	6	Jason Hanson	1991
3.	5	Jason Hanson	1989
4.	3	Erik Powell	2017
5.	2	Eight times	
		Last: Dean Janikowski	2023

FRESHMAN RECORD

(Research ongoing)

SOPHOMORE RECORD

5	Jason Hanson	1989
---	--------------	------

JUNIOR RECORD

7	Jason Hanson	1990
---	--------------	------

SENIOR RECORD

6	Jason Hanson	1991
---	--------------	------

POINTS KICKING

1.	116	Drew Dunning	2003
2.	115	Blake Mazza	2019
3.	113	Drew Dunning	2002
4.	109	Erik Powell	2015
5.	106	Erik Powell	2017
6.	101	Drew Dunning	2001
7.	99	Jason Hanson	1989
8.	97	Andrew Furney	2013
9.	93	Rian Lindell	1997
10.	91	Jason Hanson	1988

SCORING AVG. OFFENSE

	No.	Games	Season
1.	40.3	12	1997
2.	38.2	13	2016
3.	37.8	13	2019
4.	37.5	13	2018
5.	35.0	12	2001
6.	34.6	12	1988
7.	33.5	11	2005
8.	33.2	13	2002
9.	31.9	11	1989
10.	31.8	12	2014

TOTAL POINTS

	No.	Games	Season
1.	496	13	2016
2.	491	13	2019
3.	488	13	2018
4.	483	12	1997
5.	431	13	2002
6.	420	12	2001
7.	415	12	1988
8.	409	13	2015
9.	403	13	2013
10.	394	13	2003
	394	13	2017

TOTAL TOUCHDOWNS

	No.	Games	Season
1.	67	13	2016
2.	66	13	2018
3.	64	12	1997
4.	62	13	2019
5.	53	12	2001
6.	53	12	1988
7.	52	13	2002
8.	51	13	2013
9.	50	12	2014
	50	13	2015
	50	12	2023

TOTAL OFFENSE

	No.	Games	Season
1.	6,568	13	2019
2.	6,273	13	2016
3.	6,210	12	2014
4.	6,105	13	2015
5.	5,922	12	1997
6.	5,899	12	1988
7.	5,869	13	2018
8.	5,653	13	2017
9.	5,485	13	2002
10.	5,478	13	2013

TOTAL YARDS/G

	No.	Games	Season
1.	517.5	12	2014
2.	505.2	13	2019
3.	494.5	11	1987
4.	493.5	12	1997
5.	491.6	12	1988
6.	489.3	11	2005
7.	482.5	13	2016
8.	469.6	13	2015
9.	451.5	13	2018
10.	441.0	11	1985

TOTAL PLAYS

	No.	Games	Season
1.	1,032	13	2015
2.	1,026	13	2016
3.	1,016	13	2017
4.	1,014	12	2014
5.	999	13	2013
6.	962	13	2003
7.	958	13	2018
8.	946	12	1988
9.	920	13	2019
10.	918	12	1992

PASSING TOUCHDOWNS

	No.	Games	Season
1.	50	13	2019
2.	45	12	2014
3.	41	13	2015
4.	40	13	2016
5.	39	13	2018
6.	37	13	2017
7.	36	13	2013
8.	35	12	1997
9.	31	12	2001
10.	30	12	2011
	30	13	2002

PASS ATTEMPTS

	No.	Games	Season
1.	771	12	2014
2.	756	13	2013
3.	739	13	2015
4.	713	13	2017
5.	710	13	2019
6.	677	13	2018
7.	664	13	2016
8.	624	12	2012
9.	525	12	2007
10.	510	12	2023

PASS COMPLETIONS

	No.	Games	Season
1.	510	12	2014
2.	505	13	2019
3.	501	13	2015
4.	487	13	2017
5.	478	13	2018
6.	470	13	2013
7.	467	13	2016
8.	363	12	2012
9.	340	12	2023
10.	323	13	2022

PASSING YARDS

	No.	Games	Season
1.	5,732	12	2014
2.	5,683	13	2019
3.	5,064	13	2015
4.	4,859	13	2018
5.	4,784	13	2013
6.	4,769	13	2017
7.	4,713	13	2016
8.	4,120	12	1997
9.	4,042	12	2023
10.	3,965	12	2012

PASSING YARDS/G

	No.	Games	Season
1.	477.7	12	2014
2.	437.2	13	2019
3.	389.5	13	2015
4.	373.8	13	2018
5.	368.0	13	2013
6.	366.8	13	2017
7.	362.5	13	2016
8.	343.3	12	1997
9.	336.8	12	2023
10.	330.4	12	2012

PASS COMPLETION PCT.

	No.	Games	Season
1.	.711	13	2019
2.	.706	13	2018
3.	.703	13	2016
4.	.683	13	2017
5.	.678	13	2015
6.	.667	12	2023
7.	.662	11	1987
8.	.661	12	2014
9.	.648	12	1988
10.	.646	13	2022

RUSHING TOUCHDOWNS

	No.	Games	Season
1.	36	12	1981
2.	28	12	1988
3.	27	11	1980
4.	27	12	1997
5.	26	11	1984
6.	26	11	1987
7.	26	11	1985
8.	24	11	1975
	24	13	2018
10.	23	11	1971
	23	10	1951
	23	11	1973
	23	11	1972
	23	13	2016

RUSHING ATTEMPTS

	No.	Games	Season
1.	639	11	1973
2.	614	12	1981
3.	605	12	1988
4.	605	11	1975
5.	605	11	1972
6.	567	10	1951
7.	563	11	1980
8.	558	11	1982
9.	553	11	1983
10.	549	11	1987

NET RUSHING YARDS

	No.	Games	Season
1.	2,909	12	1981
2.	2,775	11	1984
3.	2,757	12	1988
4.	2,636	11	1971
5.	2,603	11	1987
6.	2,530	11	1985
7.	2,501	11	1973
8.	2,450	11	1980
9.	2,408	11	1975
10.	2,359	10	1951

RUSHING YARDS/G

	No.	Games	Season
1.	264.5	12	1981
2.	252.3	11	1984
3.	239.6	11	1971
4.	236.6	11	1987
5.	235.9	10	1951
6.	230.0	11	1985
7.	229.8	12	1988
8.	227.4	11	1973
9.	222.7	11	1980
10.	218.9	11	1975

FIRST DOWNS

	No.	Games	Season
1.	340	13	2016
2.	335	13	2019
3.	331	13	2015
4.	326	12	2014
5.	318	13	2018
6.	316	12	1988
7.	303	13	2017
8.	301	13	2013
9.	280	12	1997
10.	279	12	2011

FUMBLES (Since 1957)

	No.	Games	Season
1.	62	11	1972
2.	50	11	1974
3.	48	11	1970
4.	47	11	1971
5.	46	11	1973
6.	41	11	1976
7.	40	10	1969
	40	11	1984
9.	38	13	2008
10.	37	11	1975

FUMBLES LOST (Since 1957)

	No.	Games	Season
1.	26	11	1974
2.	25	11	1971
3.	22	11	1972
4.	21	10	1958
5.	20	11	1978
	20	11	1970
7.	19	10	1961
	19	11	1964
	19	11	1975
	19	11	1976
	19	11	1985
	19	11	1996

PUNTS

	No.	Games	Season
1.	97	12	1994
2.	87	12	2009
3.	86	13	2008
4.	83	12	1999
5.	82	11	2004
6.	81	10	1969
7.	79	13	2003
8.	74	10	1968
	74	11	1998
9.	73	12	1992
10.	72	11	1982
	72	11	2000

PUNT AVG.

	No.	Games	Season
1.	46.7	4	2020
2.	45.7	13	2018
3.	45.1	13	2019
4.	44.8	11	1990
5.	44.7	11	1989
6.	44.4	11	1975
	44.4	12	2023
8.	44.2	12	2010
9.	44.0	11	1977
10.	43.7	12	2001

FIELD GOAL ATTEMPTS

	No.	Games	Season
1.	33	13	2002
2.	32	11	1993
3.	31	13	2003
4.	27	12	1989
5.	26	11	1990
6.	26	11	1983
	26	13	2016
8.	24	11	1972
	24	13	2017
10.	22 (5 Times)	Last: 1973	

FIELD GOALS MADE

	No.	Games	Season
1.	27	13	2003
2.	22	13	2002
3.	21	12	1989
4.	20	13	2015
	20	13	2017
	20	13	2019
7.	19	12	2001
8.	17	11	1993
9.	17	11	1990
10.	16	11	1983
	16	13	2013

SCORING/G DEFENSE

No.	Games	Season
1. 11.3	12	1994
2. 16.4	12	1981
3. 19.1	11	1983
4. 19.7	13	2003
5. 21.4	11	1977
6. 22.4	12	2001
7. 22.5	11	1993
8. 22.9	13	2022
9. 23.1	11	1982
10. 23.3	13	2018

TOTAL POINTS ALLOWED

No.	Games	Season
1. 136	12	1994
2. 197	12	1981
3. 211	11	1983
4. 236	11	1977
5. 248	11	1993
6. 255	11	1982
7. 257	13	2003
8. 268	11	1989
9. 269	12	2001
10. 271	11	1980

TOTAL OFFENSE/G ALLOWED

No.	Games	Season
1. 222.5	12	1994
2. 298.8	11	1993
3. 302.6	11	1983
4. 305.7	10	1968
5. 316.0	12	1992
6. 317.8	12	1981
7. 318.5	13	2003
8. 320.6	11	1972
9. 323.3	13	2017
10. 334.4	12	1997

PASSING YARDS/G ALLOWED

No.	Games	Season
1. 111.3	11	1974
2. 119.7	11	1975
3. 121.6	11	1976
4. 125.1	11	1971
5. 144.1	11	1979
6. 144.1	12	1981
7. 142.7	10	1968
8. 148.7	12	1994
9. 158.6	11	1978
10. 158.7	11	1984

RUSHING YARDS/G ALLOWED

No.	Games	Season
1. 73.8	12	1994
2. 86.3	11	1993
3. 87.2	13	2002
4. 90.9	13	2003
5. 108.6	11	1989
6. 114.1	12	2006
7. 117.4	12	1997
8. 117.8	11	1983
9. 120.6	12	2001
10. 129.6	11	1995

TACKLES-FOR-LOSS

No.	Games	Season
1. 109	13	2002
2. 103	13	2017
3. 101	13	2015
4. 100	12	1994
5. 99	11	1993
6. 98	13	2003
7. 97	12	2001
8. 92	12	2012
9. 89	11	2004
10. 88	13	2018

SACKS

No.	Games	Season
1. 55	13	2002
2. 50	13	2003
3. 48	11	1989
4. 42	11	1993
42	12	1994
6. 40	12	2001
7. 38	13	2017
38	13	2018
9. 36	12	2006
10. 35	12	2012

INTERCEPTIONS

No.	Games	Season
1. 26	12	2001
2. 24	11	1989
24	13	2003
4. 23	10	1968
5. 21	10	1960
21	11	1983
7. 19	10	1959
19	12	1997
9. 17	10	1966
17	11	1973
17	11	1987
17	13	2002

FUMBLES FORCED

No.	Games	Season
1. 47	11	1972
47	13	2003
3. 44	11	1970
4. 43	11	1971
5. 42	11	1974
6. 41	11	1975
7. 38	10	1968
38	11	1976
9. 35	11	1978
35	11	1980
35	11	1986

FUMBLES RECOVERED

No.	Games	Season
1. 28	11	1972
2. 25	11	1970
3. 24	13	2003
4. 23	11	1971
23	11	1975
6. 21	11	1976
21	11	1978
8. 20	10	1968
20	11	1974
20	11	1979
20	12	1994

BLOCKED KICKS

No.	Games	Season
1. 8	13	2003
2. 7	12	1994
3. 5	11	1995
4. 4	11	1986
5. 3	12	1981
3	11	1985
3	12	1992
3	12	1997
3	12	1999
3	11	2000
3	12	2001
3	13	2002
3	13	2008
3	12	2009
3	12	2011
3	13	2013
3	13	2021

TURNOVERS FORCED

No.	Games	Season
1. 48 (24 INT, 24 FUM)	13	2003
2. 43 (23 INT, 20 FUM)	10	1968
43 (15 INT, 28 FUM)	11	1972
4. 40 (26 INT, 14 FUM)	12	2001
5. 38 (13 INT, 25 FUM)	11	1970
6. 37 (13 INT, 24 FUM)	10	1957
7. 34 (19 INT, 15 FUM)	10	1959
34 (12 INT, 22 INT)	10	1953
34 (11 INT, 23 FUM)	11	1975
34 (13 INT, 21 FUM)	11	1976

KICK RETURN AVG. ALLOWED

No.	Games	Season
1. 14.5	11	1985
2. 16.2	10	1952
3. 16.3	12	1992
4. 16.7	10	1960
5. 17.0	10	1959
17.0	11	1978
17.0	12	2010
8. 17.2	10	1969
9. 17.4	11	1975
10. 17.8	11	1973
17.8	11	1982

PUNT RETURN AVG. ALLOWED

No.	Games	Season
1. 2.9	13	2017
2. 3.8	12	1981
3. 3.9	13	2022
4. 4.3	11	1970
5. 5.3	11	1989
5.3	11	2005
7. 5.5	12	1994
5.5	12	2007
9. 5.6	12	2001
10. 6.1	12	1992

KICK RETURN AVG.

No.	Games	Season
1. 27.1	10	1966
27.1	13	2018
3. 23.6	10	1964
4. 22.9	10	1963
22.9	10	1968
6. 22.8	12	2011
7. 22.4	12	2012
8. 22.2	11	1971
22.2	12	1992
10. 22.1	11	1996

PUNT RETURN AVG.

No.	Games	Season
1. 16.4	10	1968
2. 15.3	10	1960
3. 14.4	10	1953
4. 14.2	12	1997
5. 13.5	13	2016
6. 13.1	10	1959
7. 12.6	11	1978
8. 12.1	11	1973
9. 11.6	11	2004
11.6	11	2005

PASS ATTEMPTS

1.	2,055	Luke Falk	2014-17
2.	1,633	Connor Halliday	2011-14
3.	1,451	Alex Brink	2004-07
4.	1,118	Jason Gesser	1999-2002
5.	1,086	Jack Thompson	1975-78
6.	982	Cameron Ward	2022-23
7.	979	Drew Bledsoe	1990-92
8.	880	Ryan Leaf	1994-97
9.	865	Jeff Tuel	2009-12
10.	789	Timm Rosenbach	1986-88

PASS COMPLETIONS

1.	1,404	Luke Falk	2014-17
2.	1,013	Connor Halliday	2011-14
3.	848	Alex Brink	2004-07
4.	643	Cameron Ward	2022-23
5.	611	Jason Gesser	1999-2002
6.	601	Jack Thompson	1975-78
7.	532	Drew Bledsoe	1990-92
8.	531	Jeff Tuel	2009-12
9.	496	Anthony Gordon	2017-19
10.	474	Timm Rosenbach	1986-88

PASSING YARDS

1.	14,486	Luke Falk	2014-17
2.	11,304	Connor Halliday	2011-14
3.	10,913	Alex Brink	2004-07
4.	8,830	Jason Gesser	1999-02
5.	7,818	Jack Thompson	1975-78
6.	7,433	Ryan Leaf	1994-97
7.	7,373	Drew Bledsoe	1990-92
8.	6,968	Cameron Ward	2022-23
9.	5,995	Timm Rosenbach	1986-88
10.	5,936	Jeff Tuel	2009-12

COMPLETION PERCENTAGE (Min. 150)

1.	.737	Tyler Hilinski	2016-17 (154/209)
2.	.717	Anthony Gordon	2017-19 (496/692)
3.	.707	Gardner Minshew II	2018 (468/662)
4.	.655	Cameron Ward	2022-23 (643/982)
5.	.683	Luke Falk	2014-17 (1404/2055)
6.	.620	Connor Halliday	2011-14 (1013/1633)
7.	.625	Jayden de Laura	2020-21 (305/488)
8.	.614	Jeff Tuel	2009-12 (531/865)
9.	.601	Timm Rosenbach	1986-88 (474/789)
10.	.584	Alex Brink	2004-07 (848/1451)
11.	.580	Chad Davis	1994-95 (371/640)

PASSING TOUCHDOWNS

1.	119	Luke Falk	2014-17
2.	90	Connor Halliday	2011-14
3.	76	Alex Brink	2004-07
4.	70	Jason Gesser	1999-02
5.	59	Ryan Leaf	1994-97
6.	53	Jack Thompson	1975-78
7.	48	Anthony Gordon	2017-19
8.	48	Cameron Ward	2022-23
9.	46	Drew Bledsoe	1990-92
10.	39	Timm Rosenbach	1986-88

CAREER 300+PASSING YARDS

1.	30	Luke Falk	2014-17
2.	21	Connor Halliday	2011-14
3.	12	Alex Brink	2004-07
12		Ryan Leaf	1994-97
12		Anthony Gordon	2017-19
6.	11	Gardner Minshew II	2018
11		Cameron Ward	2022-23
8.	6	Jason Gesser	1999-2002
6		Timm Rosenbach	1987-88
10.	5	Drew Bledsoe	1990-92
5		Matt Kegel	2000-03
5		Jack Thompson	1975-78
5		Marshall Lobbestael	2008-11
5		Jeff Tuel	2009-12

CAREER 400+PASSING YARDS

1.	12	Connor Halliday	2011-14
2.	11	Luke Falk	2014-17
3.	9	Anthony Gordon	2017-19
4.	6	Gardner Minshew II	2018
5.	5	Alex Brink	2004-07
6.	3	Cameron Ward	2022-23
7.	2	Drew Bledsoe	1990-92
2		Jason Gesser	1999-2002
9.	1	Ryan Leaf	1994-97
1		Mike Pattinson	1989, 91-93
1		Mark Rypien	1983-85
1		Jeff Tuel	2009-11

RUSHING ATTEMPTS BY A QUARTERBACK

1.	320	Ricky Turner	1980-83
2.	261	Jeff Tuel	2009-12
3.	251	Luke Falk	2014-17
4.	246	Alex Brink	2004-07
5.	239	Jason Gesser	1999-2002
6.	227	Cameron Ward	2022-23

RUSHING YARDS BY A QUARTERBACK

1.	1,097	Ricky Turner	1980-83
2.	202	Cameron Ward	2022-23
3.	177	Jason Gesser	1999-2002
4.	150	John Mateer	2022-present
5.	119	Gardner Minshew II	2018
6.	111	Kevin Lopina	2008-09

RUSHING TOUCHDOWNS BY A QUARTERBACK

1.	15	Ricky Turner	1980-83
15		Timm Rosenbach	1986-88
3.	13	Ryan Leaf	1995-97
13		Cameron Ward	2022-23
5.	11	Chuck Peck	1971-74
6.	10	Jack Thompson	1975-78
7.	5	Alex Brink	2004-07
5		Jayden de Laura	2020-21

RUSHING ATTEMPTS

1.	636	Rueben Mayes	1982-85
2.	618	Shaumbe Wright-Fair	1989-92
3.	610	Steve Broussard	1986-89
4.	560	Kerry Porter	1982-86
5.	542	Tim Harris	1979-82
6.	528	Dwight Tardy	2006-09
7.	482	Jerome Harrison	2004-05
8.	453	Ken Grandberry	1971-73
9.	424	Dan Doornink	1974-77
424		Michael Black	1996-97

NET RUSHING YARDS

1.	3,519	Rueben Mayes	1982-85
2.	3,054	Steve Broussard	1986-89
3.	2,938	Shaumbe Wright-Fair	1989-92
4.	2,830	Tim Harris	1979-82
5.	2,800	Jerome Harrison	2004-05
6.	2,618	Kerry Porter	1982-86
7.	2,241	Dwight Tardy	2006-09
8.	2,158	Max Borghi	2018-21
9.	2,129	Michael Black	1997-97
10.	2,102	Ken Grandberry	1971-73

RUSHING TOUCHDOWNS

1.	33	Steve Broussard	1986-89
2.	32	Max Borghi	2018-21
3.	25	Jerome Harrison	2004-05
4.	23	Rueben Mayes	1982-85
5.	22	Shaumbe Wright-Fair	1989-92
6.	19	Ken Grandberry	1971-73
19		Kerry Porter	1982-86
19		Michael Black	1996-97
19		Gerard Wicks	2014-17
19		James Williams	2016-18

CAREER 200+ RUSHING YARDS

1.	5	Jerome Harrison	2004-05
2.	3	Rueben Mayes	1982-85
3.	1	Michael Black	1996-97
1		Steve Broussard	1986-89
1		Kevin Brown	1998
1		Tali Ena	1976-79
1		Bernard Jackson	1970-71
1		Dwight Tardy	2006-09

CAREER 100+ RUSHING YARDS

1.	15	Jerome Harrison	2004-05
15		Shaumbe Wright-Fair	1989-92
3.	14	Steve Broussard	1986-89
4.	13	Rueben Mayes	1982-85
5.	11	Michael Black	1996-97
6.	10	Kerry Porter	1982-86
7.	9	Ken Grandberry	1971-73
9		Tim Harris	1979-82
9.		Bernard Jackson	1970-71
6		Andrew Jones	1972-74
6		Frank Madu	1993-95
6		Rich Swinton	1987-90
6		Max Borghi	2018-21

RECEPTIONS

1.	316	Gabe Marks	2012-16
2.	218	River Cracraft	2013-16
3.	202	Jamal Morrow	2014-17
	202	James Williams	2016-18
5.	195	Michael Bumpus	2004-07
6.	192	Dom Williams	2012-15
7.	189	Marquess Wilson	2010-12
8.	182	Brandon Gibson	2005-08
9.	179	Travell Harris	2017-21
10.	177	Hugh Campbell	1960-62

RECEIVING YARDS

1.	3,453	Gabe Marks	2012-16
2.	3,207	Marquess Wilson	2010-12
3.	2,889	Dom Williams	2012-15
4.	2,756	Brandon Gibson	2005-08
5.	2,704	Jason Hill	2003-06
6.	2,701	River Cracraft	2013-16
7.	2,459	Hugh Campbell	1960-62
8.	2,447	Nian Taylor	1996-99
9.	2,250	Tim Stallworth	1986-89
10.	2,182	Phillip Bobo	1990-92

RECEIVING TOUCHDOWNS

1.	37	Gabe Marks	2012-16
2.	32	Jason Hill	2003-06
3.	30	Dom Williams	2012-15
4.	23	Marquess Wilson	2010-12
5.	22	Hugh Campbell	1960-62
6.	20	River Cracraft	2013-16
7.	19	Jared Karstetter	2008-11
	19	Isiah Myers	2011-14
	19	Easop Winston Jr.	2018-19
10.	18	Nian Taylor	1996-99
	18	Deron Pointer	1991-93
	18	Devard Darling	2002-03
	18	Tay Martin	2017-19
	18	Renard Bell	2016-22

CAREER 200+ RECEIVING YARDS

1.	2	Jason Hill	2003-06
2.	2	Nian Taylor	1996-99
	2	Marquess Wilson	2010-12
	2	Vince Mayle	2013-14
5.	1	Ed Barker	1950-52
	1	Phillip Bobo	1990-92
	1	Gail Cogdill	1957-59
	1	Nakoa McElrath	2000-01
	1	Deron Pointer	1991-93
	1	Isiah Myers	2011-14

CAREER 100+ RECEIVING YARDS

1.	14	Marquess Wilson	2010-12
2.	12	Gabe Marks	2012-16
3.	11	Mike Levenseller	1975-77
4.	9	Hugh Campbell	1960-62
	9	Brandon Gibson	2005-08
	9	Jason Hill	2003-06
	9	Tim Stallworth	1986-89
	9	Dom Williams	2012-15
9.	8	River Cracraft	2013-16
10.	7	Phillip Bobo	1990-92
	7	C.J. Davis	1988-89, 91-92
	7	Vince Mayle	2013-14
13.	6	Nakoa McElrath	2000-01
	6	Nian Taylor	1996-99
	6	Renard Bell	2017-22
16.	5	Ed Barker	1950-52
	5	Jared Karstetter	2008-11
	5	Kevin McKenzie	1996-97

RECEPTIONS BY A TIGHT END

1.	94	Clarence Williams	1989-92
	94	Troy Bienemann	2002-05
2.	85	Brett Carolan	1990-93
3.	80	Jed Collins	2004-07
4.	75	Doug Wellsandt	1986-89
5.	71	Eric Moore	1994-95
6.	67	Cody Boyd	2003-06
7.	65	Eason Ramson	1974-77
8.	61	Pat Beach	1978-81
9.	54	Chris Leighton	1985-87
10.	44	Carl Barsching	1974-75

RECEIVING YARDS BY A TIGHT END

1.	1,256	Clarence Williams	1989-92
2.	1,072	Troy Bienemann	2002-05
3.	1,006	Brett Carolan	1990-93
4.	947	Cody Boyd	2003-06
5.	889	Jed Collins	2004-07
6.	885	Doug Wellsandt	1986-89
7.	879	Pat Beach	1978-81
8.	828	Eason Ramson	1974-77
9.	802	Eric Moore	1994-95
10.	636	Chris Leighton	1985-87

RECEIVING TOUCHDOWNS BY A TIGHT END

1.	8	Troy Bienemann	2002-05
2.	6	Eric Moore	1994-95
	6	Carl Barsching	1974-75
	6	Jed Collins	2004-07
5.	5	Doug Wellsandt	1986-89
	5	Pat Beach	1978-81
7.	4	Chris Leighton	1985-87
	4	Rodd Olson	1986-89
	4	Devin Frishknecht	2007-08
10.	3	Brett Carolan	1990-93
	3	Clarence Williams	1989-92
	3	David Knuff	1994-96
	3	Cody Boyd	2003-06
	3	Vince Leighton	1982-84
	3	Gus Hobus	1977-78

RECEPTIONS BY A RUNNING BACK

1.	202	Jamal Morrow	2014-17
	202	James Williams	2016-18
3.	156	Max Borghi	2018-21
4.	120	Steve Broussard	1987-89
5.	105	Dan Doornik	1974-77
6.	97	Gerard Wicks	2014-17
7.	84	Shaumbe Wright-Fair	1989-92
8.	69	Marcus Mason	2011-14
	68	Dwight Tardy	2006-09
9.	64	Tali Ena	1976-79
10.	56	Nakia Watson	2021-23

RECEIVING YARDS BY A RUNNING BACK

1.	1,748	Jamal Morrow	2014-17
2.	1,437	James Williams	2016-18
3.	1,179	Steve Broussard	1987-89
4.	1,134	Max Borghi	2018-21
5.	968	Dan Doornik	1974-77
6.	728	Shaumbe Wright-Fair	1989-92
7.	573	Tali Ena	1976-79
8.	525	Jonathan Smith	2002-03
9.	523	Nakia Watson	2021-23
10.	505	Rueben Mayes	1982-85

RECEIVING TOUCHDOWNS BY A RUNNING BACK

1.	14	Jamal Morrow	2014-17
2.	9	Max Borghi	2018-21
3.	8	James Williams	2016-18
4.	7	Steve Broussard	1987-89
	7	Nakia Watson	2021-23
6.	4	Dan Doornik	1974-77
	4	Shaumbe Wright-Fair	1989-92
8.	3	Tali Ena	1976-79
	3	Rueben Mayes	1982-85
	3	Jonathan Smith	2002-03
	3	Marcus Mason	2011-14
	3	Keith Harrington	2015-18
	3	Deon McIntosh	2019-21

TOTAL OFFENSE (Net Yards)

1.	14,086	Luke Falk	2014-17
2.	11,011	Alex Brink	2004-06
3.	10,812	Connor Halliday	2011-14
4.	9,007	Jason Gesser	1999-01
5.	7,698	Jack Thompson	1975-78
6.	7,262	Ryan Leaf	1994-97
7.	7,170	Cameron Ward	2022-23
8.	7,151	Drew Bledsoe	1990-92
9.	6,690	Timm Rosenbach	1986-88
10.	5,978	Jeff Tuel	2009-12

TOTAL PLAYS

1.	2,306	Luke Falk	2014-17
2.	1,745	Connor Halliday	2011-14
3.	1,697	Alex Brink	2004-07
4.	1,357	Jason Gesser	1999-02
5.	1,345	Jack Thompson	1975-78
6.	1,216	Drew Bledsoe	1990-92
7.	1,209	Cameron Ward	2022-23
8.	1,138	Jeff Tuel	2009-12
9.	1,086	Timm Rosenbach	1986-88
10.	1,053	Ryan Leaf	1994-97

ALL-PURPOSE YARDS

(Rushing, Receiving, PR, KR, IR, since 1970)

No.	Player	Years
1.	4,635 Steve Broussard	1986-89
2.	4,418 Rueben Mayes	1982-84
3.	4,286 Travell Harris	2018-21
4.	4,219 Jamal Morrow	2014-17
5.	3,804 Shaumbe Wright-Fair	1989-92
6.	3,584 Tim Harris	1979-82
7.	3,562 Gabe Marks	2012-16
8.	3,474 Bernard Jackson	1970-71
9.	3,313 Max Borghi	2018-21
10.	3,267 Jerome Harrison	2004-05

TOTAL TOUCHDOWNS

No.	Player	Years
1.	41 Steve Broussard	1986-89
	41 Max Borghi	2018-21
3.	37 Gabe Marks	2012-16
4.	32 Jason Hill	2003-06
5.	27 James Williams	2016-18
6.	26 Rueben Mayes	1982-85
	26 Shaumbe Wright-Fair	1989-92
8.	25 Jerome Harrison	2004-05
9.	23 Hugh Campbell	1960-62
	23 Marquess Wilson	2010-12
	23 Jamal Morrow	2014-17

TOTAL POINTS

No.	Player	Years
1.	336 Drew Dunning	2000-03
2.	328 Jason Hanson	1988-91
3.	317 Erik Powell	2014-17
4.	272 Andrew Furney	2010-13
5.	248 Steve Broussard	1986-89
6.	246 Max Borghi	2018-21
7.	231 John Traut	1982-85
	231 Dean Janikowski	2021-present
9.	229 Blake Mazza	2018-20
10.	222 Gabe Marks	2012-16

TOTAL TACKLES

1.	524	Lee Blakeney	1980-81,83-84
2.	440	Anthony McClanahan	1990-93
3.	436	Brian Forde	1984-87
4.	428	Jahad Woods	2017-21
5.	384	Deone Bucannon	2010-13
6.	352	Peyton Pelluer	2014-18
7.	343	John Rushing	1991-94
8.	334	Tom Poe	1970-73
9.	325	Billy Newman	1998-01
10.	323	Greg Trent	2005-08

TACKLES-FOR-LOSS

1.	52.5	DeWayne Patterson	1991-94 (-342)
2.	47.0	Hercules Mata'afa	2015-17 (-201)
3.	45.5	Mkristo Bruce	2003-06 (-209)
4.	44.5	D.D. Acholonu	2000-03 (-261)
5.	42.0	Travis Long	2009-12 (-196)
6.	39.5	Keith Millard	1980-83 (-223.5)
7.	36.5	Jahad Woods	2017-21 (-96)
8.	35.5	Rien Long	2000-02 (-172)
9.	35.0	Peyton Pelluer	2014-18 (-115)
10.	34.5	Brennan Jackson	2019-23 (-194)

SACKS

1.	37.5	DeWayne Patterson	1991-94 (-244)
2.	32.5	D.D. Acholonu	2000-03 (-235)
3.	29.5	Mkristo Bruce	2003-06 (-154)
4.	22.5	Isaac Brown	2000-03 (-145)
5.	22.5	Hercules Mata'afa	2015-17 (-134)
6.	21.5	Keith Millard	1981-83 (-179.5)
7.	20.5	Travis Long	2009-12 (-141)
8.	20.0	Brennan Jackson	2018-23 (-151)
9.	19.0	Scott Pelluer	1977-80 (-87)
10.	17.5	Ivan Cook	1985-88 (-152)

INTERCEPTIONS

1.	24	Lamont Thompson	1997-99,01
2.	16	Jason David	2000-03
3.	15	Deone Bucannon	2010-13
4.	14	Rick Reed	1966-68
5.	13	Bill Lippincott	1945-48
6.	13	Lionel Thomas	1969-70
7.	12	Eric Johnson	1971-73
8.	12	Erik Coleman	2000-03
9.	11	Don Paul	1946-49
10.	11	Torey Hunter	1991-94
11.	11	Marcus Trufant	1999-02

INTERCEPTION TOUCHDOWNS

1.	4	Damante Horton	2010-13
2.	3	Jason David	2000-03
3.	2	Bill Gaskins	1963-65
2.	2	Billy Newman	1998-01
2.	2	Erik Coleman	2000-03
2.	2	Pat Bennett	2001-04
2.	2	Eric Frampton	2003-06
2.	2	Alex Hoffman-Ellis	2009-11

PASS BREAKUPS (Since 1979)

1.	46	Marcus Trufant	1999-2002
2.	37	Torey Hunter	1991-94
3.	36	Jason David	2000-03
4.	25	Artie Holmes	1985-88
5.	23	Greg Burns	1991-93, 95
23	23	Dee Moronkola	1995-98
7.	21	Shad Hinchin	1995-96
21	21	Erik Coleman	2000-03
21	21	Karl Paymah	2001-04
10.	20	Ron Ricard	1987-90
20	20	Billy Newman	1998-2001
20	20	Darrien Molton	2015-18

BLOCKED KICKS

1.	3	Erik Coleman	2000-03
3	3	D.D. Acholonu	2000-03
3	3	Cody Boyd	2003-06
3	3	Toby Turpin	2006-09
3	3	Anthony Laurenzi	2009-11
6.	2	Jason Hill	2003-06
2	2	Aaron Johnson	2004-07
2	2	Kalafitoni Pole	2010-14
2	2	Theron West	2012-14
2	2	Robert Barber	2013-16
2	2	Joey Hobert	2020-21

FORCED FUMBLES (Since 1979)

1.	10	Jahad Woods	2017-21
2.	9	Ron Lee	1985-88
9	9	DeWayne Patterson	1991-94
4.	8	D.D. Acholonu	2000-03
5.	7	Tony Savage	1986-89
7	7	Anthony McClanahan	1990-93
7	7	Mkristo Bruce	2003-06
7	7	Andy Mattingly	2006-09
7	7	Deone Bucannon	2010-13
7	7	Kache Palacio	2012-15

FUMBLES RECOVERED (Since 1998)

1.	10	Scott Davis	2003-06
2.	8	Mkristo Bruce	2003-06
3.	6	Rob Taylor	2016-17
4.	5	Isaac Brown	2000-03
5	5	D.D. Acholonu	2000-03
5	5	Will Derting	2001-05
5	5	Greg Trent	2005-08
5	5	Peyton Pelluer	2013-18
5	5	Jalen Thompson	2016-18
5	5	Brennan Jackson	2018-23

PUNTS

1.	275	Reid Forrest	2007-10
2.	255	Kyle Basler	2002-05
3.	217	Gavin Hedrick	1974-77
4.	208	Rob Myers	1986-89
5.	192	Glenn Harper	1982-85
6.	189	Tim Davey	1978-81
7.	168	James Engstrom	1965-67
8.	157	Nick Haberer	2021-present
9.	156	George Martin	1994-95
10.	154	Kareem Anderson	1998-99

PUNTING YARDS

1.	11,753	Reid Forrest	2007-10 (275)
2.	10,794	Kyle Basler	2002-05 (255)
3.	9,409	Gavin Hedrick	1974-77 (217)
4.	8,346	Rob Myers	1986-89 (208)
5.	7,911	Tim Davey	1978-81 (189)
6.	7,733	Glenn Harper	1982-85
7.	6,768	Nick Haberer	2021-present
8.	6,601	James Engstrom	1965-67 (168)
9.	6,375	George Martin	1994-95 (156)
10.	6,219	Kareem Anderson	1998-99 (154)

PUNT RETURNS

1.	90	Kitrick Taylor	1982-83,85-86 (781)
90	90	Jay Dumas	1992-95 (705)
3.	80	Michael Bumpus	2004-07 (801)
4.	78	Bill Sewell	1939-41 (706)
5.	56	Jerry Williams	1946-48 (700)
6.	54	Phillip Bobo	1990-92 (387)
7.	49	Collin Henderson	1999-02 (333)
8.	47	Shawn Tims	1994-97 (599)
9.	45	Marcus Trufant	1999-02 (449)
45	45	Sammy Moore	2002-03 (419)

PUNT RETURN YARDS

1.	801	Michael Bumpus	2004-07 (80)
2.	781	Kitrick Taylor	1982-83,85-86 (90)
3.	706	Bill Sewell	1939-41 (78)
4.	705	Jay Dumas	1992-95 (90)
5.	700	Jerry Williams	1946-48 (56)
6.	599	Shawn Tims	1994-97 (47)
7.	483	Mark Williams	1966-68 (40)
8.	449	Marcus Trufant	1999-02 (45)
9.	419	Sammy Moore	2002-03 (45)
10.	417	Bud Roffler	1949-51 (32)

PUNT RETURN TOUCHDOWNS

1.	3	Mark Williams	1966-68
3	3	Michael Bumpus	2004-05
3.	2	Robin Sinclair	1971-74
2	2	Kitrick Taylor	1982-83,85-86
5.	1	13 players	

KICKOFF RETURNS

1.	86	Travell Harris	2018-21
2.	67	Isiah Barton	2010-11
3.	60	Mike Washington	1976-78,80
4.	54	Bernard Jackson	1972-73
5.	49	Victor Wood	1985-88
6.	45	Mark Williams	1966-68
7.	44	Anthony Prior	1989-91
44	44	Sammy Moore	2002-03
9.	43	Chantz Staden	2008
10.	42	Teondray Caldwell	2012-14

KICKOFF RETURN YARDS

1.	2,063	Travell Harris	2018-21
2.	1,578	Isiah Barton	2010-11
3.	1,359	Mike Washington	1976-78,80
4.	1,242	Bernard Jackson	1972-73
5.	1,075	Mark Williams	1966-68
6.	1,018	Teondray Caldwell	2012-14
7.	1,005	Dee Moronkola	1995-98
8.	997	Sammy Moore	2002-03
9.	970	Chantz Staden	2008
10.	954	Anthony Prior	1989-91

KICKOFF RETURN TOUCHDOWNS

1.	2	Jerry Williams	1946-48
2	2	Ken Graham	1961-63
2	2	Bernard Jackson	1970-71
2	2	Anthony Prior	1989-91
2	2	Dee Moronkola	1995-98
2	2	Sammy Moore	2002-03

PAT MADE

1.	164	Erik Powell	2014-17
2.	139	Jason Hanson	1988-91
3.	132	Drew Dunning	2000-03
4.	131	Andrew Furney	2010-13
5.	127	Blake Mazza	2018-20
6.	126	Dean Janikowski	2019-present
7.	110	Rian Lindell	1997-99
8.	102	John Truat	1982-85
9.	90	Loren Langley	2004-06
10.	84	Tony Truant	1992-96

FIELD GOALS MADE

1.	68	Drew Dunning	2000-03 (88)
2.	63	Jason Hanson	1988-91 (96)
3.	51	Erik Powell	2014-17 (70)
4.	47	Andrew Furney	2010-13 (60)
5.	43	John Traut	1982-85 (65)
6.	35	Dean Janikowski	2019-present
7.	34	Blake Mazza	2018-20 (40)
8.	32	Rian Lindell	1997-99 (50)
9.	31	Joe Danelo	1972-74 (61)
10.	30	Aaron Price	1992-93 (50)

FIELD GOAL PERCENTAGE (Min. 30 att.)

1.	.850	Blake Mazza	2018-20 (34/40)
2.	.773	Drew Dunning	2000-03 (68/88)
3.	.770	Andrew Furney	2010-13 (47/61)
4.	.761	Dean Janikowski	2019-present (35/46)
5.	.729	Erik Powell	2014-17 (51/70)
6.	.662	John Traut	1982-85 (43/65)
7.	.656	Jason Hanson	1988-91 (63/96)
8.	.640	Rian Lindell	1997-99 (32/50)
9.	.636	Mike DeSanto	1979-80 (21/33)
10.	.625	Don Sweet	1970-71 (20/32)
11.	.600	Aaron Price	1992-93 (30/50)
	.600	Tony Truant	1992-96 (27/45)

MOST 50+ FIELD GOALS


1.	20	Jason Hanson	1988-91
2.	5	Rian Lindell	1996-99
3.	4	Andrew Furney	2010-13
4.	3	Aaron Price	1992-93
3	3	Erik Powell	2014-17
3	3	Blake Mazza	2018-2020
3	3	Dean Janikowski	2019-present
8.	2	Paul Watson	1977-78
2	2	Joe Danelo	1970-72
2	2	John Truant	1994-96
2	2	Kevin Morris	1981

POINTS KICKING

1.	336	Drew Dunning	2000-03
2.	328	Jason Hanson	1988-91
3.	317	Erik Powell	2014-17
4.	272	Andrew Furney	2010-13
5.	231	John Traut	1982-85
231	231	Dean Janikowski	2019-present
7.	229	Blake Mazza	2018-20
8.	206	Rian Lindell	1997-99
9.	168	Loren Langley	2004-06
10.	167	Tony Truant	1992-96








WILLIAM GOODYEAR

1894 (1-1)



JAMES ASHMORE

1903 (3-3-2)



EMORY ALVORD

1918 (1-1)



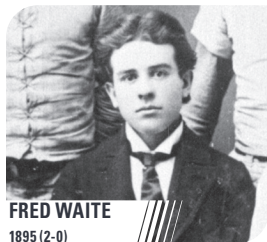
JIM SUTHERLAND

1956-63 (37-39-4)




MIKE PRICE

1989-2002 (83-78)



FRED WAITE

1895 (2-0)



EVERETT SWEeley

1904-05 (6-6)



GUS WELCH

1919-22 (16-10-1)




BERT CLARK

1964-67 (15-24-1)



BILL DOBA

2003-07 (30-29)



DAVID BRODIE

1896 (2-0-1)




JOHN BENDER

1906-07, 12, 14 (21-12)



A.A. EXENDINE

1923-25 (6-13-4)



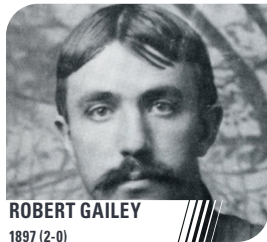
JIM SWEENEY

1968-75 (26-59-1)



PAUL WULFF

2008-11 (9-40)




ROBERT GAILEY

1897 (2-0)



WALTER RHEINSCHILD

1908 (4-0-2)



O.E. HOLLINGBERRY

1926-42 (93-53-14)



JACKIE SHERRILL

1976 (3-8)



MIKE LEACH

2012-19 (55-47)




FRANK SHIVELY

1898-99 (1-1-1)



WILLIAM KIENHOLZ

1909 (5-1)



PHIL SARBOE

1945-49 (17-26-3)




WARREN POWERS

1977 (7-4)



NICK ROLOVICH

2020-21 (5-6)



WILLIAM ALLEN

1900, 1902 (6-3-1)




OSCAR OSTHOFF

1910-11 (5-6)



FORREST EVASHEVSKI

1950-51 (11-6-2)




JIM WALDEN

1978-86 (44-52-4)



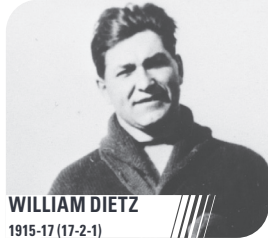
JAKE DICKERT

2021-PRES. (15-16)



WILLIAM NAMACK

1901 (4-1)




WILLIAM DIETZ

1915-17 (17-2-1)



AL KIRCHER

1952-55 (13-25-2)



DENNIS ERICKSON

1987-88 (12-10-1)

COACH	YEARS	OVERALL				CONF.				HOME			AWAY			NEUTRAL			SPOKANE		
		W	L	T	PCT	W	L	T	PCT	W	L	T	W	L	T	W	L	T	W	L	T
William Goodyear	1894	1	1	0	.500					0	0	0	1	1	0	0	0	0	0	0	0
Fred Waite	1895	2	0	0	1.000					1	0	0	1	0	0	0	0	0	0	0	0
David A. Brodie	1896	2	0	1	.833					1	0	0	0	0	1	1	0	0	0	0	0
Robert R. Gailey	1897	2	0	0	1.000					0	0	2	0	0	0	0	0	0	0	0	
Frank Shively	1898-99	1	1	1	.500					1	0	1	0	1	0	0	0	0	0	0	0
William Allen	1900, 1902	6	3	1	.650					3	1	0	3	2	1	0	0	0	0	0	0
William Namack	1901	4	1	0	.800					3	0	0	1	1	0	0	0	0	0	0	0
James N. Ashmore	1903	3	3	2	.500					2	1	1	1	2	1	0	0	0	0	0	0
Everett M. Sweeley	1904-05	6	6	0	.500					4	1	0	2	4	0	0	1	0	0	0	0
John R. Bender	1906,07,12,14	21	12	0	.636					13	2	0	6	8	0	0	1	0	2	1	0
Walter Rheinschild	1908	4	0	2	.833					4	0	1	0	0	1	0	0	0	0	0	0
Willaim S. Kienholz	1909	4	1	0	.833					2	0	0	2	0	0	0	0	0	0	1	0
Oscar P. Osthoff	1910-11	5	6	0	.455					1	2	0	2	2	0	1	1	0	1	1	0
William H. Dietz	1915-17	17	2	1	.875	3	0	0	1.000	6	1	0	9	0	0	1	1	1	1	0	0
Emory Alvord	1918	1	1	0	.500					1	0	0	0	1	0	0	0	0	0	0	0
Gus Welch	1919-22	16	10	1	.611	6	10	1	.382	4	2	1	10	3	0	1	5	0	1	0	0
A. A. Exendine	1923-25	6	13	4	.348	3	10	2	.267	3	5	0	3	7	2	0	1	2	0	0	0
O. E. Hollingbery	1926-42	93	53	14	.625	64	43	10	.590	43	8	5	43	37	6	6	8	2	1	0	1
Phil Sarboe	1945-49	17	26	3	.402	15	21	3	.423	11	7	1	6	18	2	0	1	0	0	0	0
Forrest Evashevski	1950-51	11	6	2	.632	6	6	2	.500	3	1	2	6	4	0	0	0	0	2	1	0
Al Kircher	1952-55	13	25	2	.350	10	17	0	.370	5	5	1	7	18	1	0	0	0	1	2	0
Jim Sutherland	1956-63	37	39	4	.488	15	12	1	.554	11	8	0	21	22	4	0	0	0	5	9	0
Bert Clark	1964-67	15	24	1	.388	5	11	1	.324	4	5	0	8	13	1	0	0	0	3	6	0
Jim Sweeney	1968-75	26	59	1	.340	12	41	1	.231	8	9	0	13	35	0	0	2	0	5	13	1
Jackie Sherrill	1976	3	8	0	.390	2	5	0	.286	2	1	0	1	5	0	0	1	0	0	1	0
Warren Powers	1977	7	4	0	.636	3	4	0	.429	3	0	0	3	4	0	0	0	0	1	0	0
Jim Walden	1978-86	44	52	4	.460	30	37	2	.449	18	17	2	18	28	2	0	2	0	8	5	0
Dennis Erickson	1987-88	12	10	1	.543	6	8	1	.433	6	4	0	5	6	0	1	0	1	0	0	0
Mike Price	1989-2002	83	78	0	.515	49	63	0	.437	46	32	0	34	44	0	3	2	0	0	0	0
Bill Doba	2003-07	30	29	0	.508	17	25	0	.405	17	14	0	12	15	0	1	0	0	0	0	0
Paul Wulff	2008-11	9	40	0	.184	4	31	0	.114	7	17	0	2	21	0	0	1	0	0	0	0
Mike Leach	2012-19	55	47	0	.539	36	36	0	.500	33	16	0	20	24	0	2	7	0	0	0	0
Nick Rolovich	2020-21	5	6	0	.455	4	5	0	.444	3	3	0	2	3	0	0	0	0	0	0	0
Jake Dickert	2021-pres.	15	16	0	.484	9	13	0	.409	10	6	0	5	8	0	0	2	0	0	0	0

COUGAR COACHES YEAR BY YEAR

YEAR-COACH	OVERALL			CONF.			HOME			AWAY			NEUTRAL			SPOKANE			CAPTAINS
	W	L	T	W	L	T	W	L	T	W	L	T	W	L	T	W	L	T	
1894—Wm. Goodyear	1	1	0							1	1	0							Fred Long
1895—Fred W. Waite	2	0	0				1	0	0	1	0	0							Frank Lowden
1896—David A. Brodie	2	0	1				1	0	0	0	0	1	1	0	0				Milton McCroskey
1897—Robert R. Gailey	2	0	0							2	0	0							Joe Winston
1898—Frank Shively	0	0	1				0	0	1										Boyd Hamilton
1899—Frank Shively	1	1	0				1	0	0	0	1	0							Boyd Hamilton
1900—William Allen	4	0	1				1	0	0	3	0	1							J. O. Elton
1901—William Namack	4	1	0				3	0	0	1	1	0							Arthur Hooper
1902—William Allen	2	3	0				2	1	0	0	2	0							John Jones
1903—James N. Ashmore	3	3	2				2	1	1	1	2	1							Clyde Gill
1904—Everett M. Sweeley	2	2	0				0	1	0	2	1	0							Clyde Gill
1905—Everett M. Sweeley	4	4	0				4	0	0	0	3	0	0	1	0				Elbert Stewart
1906—John R. Bender	6	0	0				3	0	0	3	0	0							Harry Goldsworthy
1907—John R. Bender	7	1	0				4	0	0	2	1	0				1	0	0	L. H. Nissen
1908—Walter Rheinschild	4	0	2				4	0	1	0	0	1							Herbert Wexler
1909—William S. Kienholz	4	1	0				2	0	0	2	0	0				0	1	0	Cecil Cave
1910—Oscar P. Osthoff	2	3	0				0	1	0	1	0	0	1	1	0	0	1	0	Fredrick Hunter
1911—Oscar P. Osthoff	3	3	0				1	1	0	1	2	0				1	0	0	Tom Fishback
1912—John R. Bender	2	3	0				1	1	0	1	1	0				0	1	0	Joe Harter
1913—John R. Bender	4	4	0				4	0	0	0	4	0							Leo Coulter
1914—John R. Bender	2	4	0				1	1	0	0	2	0	0	1	0	1	0	0	Emory Alvord
1915—William H. Dietz	7	0	0				3	0	0	3	0	0	0	1	0				Asa Clark
1916—William H. Dietz	4	2	0				1	1	0	3	0	0	0	1	0				Benton Bangs
1917—William H. Dietz	6	0	1	3	0	0	2	0	0	3	0	0	0	0	1	1	0	0	Clarence Zimmerman
1918—Emory Alvord	1	1	0				1	0	0	0	1	0							None
1919—Gus Welch	5	2	0	2	2	0	1	1	0	2	0	0	1	1	0	1	0	0	Richard Hanley
1920—Gus Welch	5	1	0	1	1	0	2	0	0	3	1	0							Fred Hamilton
1921—Gus Welch	4	2	1	2	1	1	1	0	1	3	0	0	0	2	0				Earl Dunlap
1922—Gus Welch	2	5	0	1	5	0	0	1	0	2	2	0	0	2	0				Ford Dunton
1923—A. A. Exendine	2	4	1	1	3	1	2	1	0	0	2	0	0	1	1				Vernard Hickey
1924—A. A. Exendine	1	5	2	0	4	1	1	2	0	0	3	1	0	0	1				Harold Slater
1925—A. A. Exendine	3	4	1	2	3	0	0	2	0	3	2	1							Duke Slater
1926—O. E. Hollingbery	6	1	0	4	1	0	3	0	0	3	1	0							
1927—O. E. Hollingbery	3	3	2	1	3	1	2	0	2	1	3	0							
1928—O. E. Hollingbery	7	3	0	4	3	0	3	0	0	3	3	0	1	0	0				Mel Dressel
1929—O. E. Hollingbery	10	2	0	4	2	0	5	0	0	4	2	0	1	0	0				Ernest "Bud" Hansen
1930—O. E. Hollingbery	9	1	0	6	0	0	3	0	0	5	0	0	1	1	0				Elmer Schwartz
1931—O. E. Hollingbery	6	4	0	4	3	0	3	0	0	2	3	0	1	1	0				Glenn "Turk" Edwards
1932—O. E. Hollingbery	7	1	1	5	1	1	4	0	0	3	1	1							George Sander
1933—O. E. Hollingbery	5	3	1	3	3	1	2	0	0	3	2	0	0	1	1				Frank Ingram
1934—O. E. Hollingbery	4	3	1	4	0	1	3	0	0	1	2	1	0	1	0				George Theodoratos
1935—O. E. Hollingbery	5	3	1	3	2	0	2	2	0	2	1	0	1	0	1				John Bley
1936—O. E. Hollingbery	6	3	1	6	2	1	3	1	0	3	2	1							Stan Smith
1937—O. E. Hollingbery	3	3	3	3	3	2	1	0	2	2	2	1	0	1	0				Chris Rumburg
1938—O. E. Hollingbery	2	8	0	1	7	0	0	3	0	2	4	0	0	1	0				

WASHINGTON STATE FOOTBALL WSU HEAD COACHES

YEAR-COACH	OVERALL W L T	CONF. W L T	HOME W L T	AWAY W L T	NEUTRAL W L T	SPOKANE W L T	CAPTAINS
1939—O. E. Hollingbery	4 5 0	3 5 0	3 0 0	1 5 0			Dick Emerson
1940—O. E. Hollingbery	4 4 2	3 4 2	1 1 1	3 3 1			Don Greeley
1941—O. E. Hollingbery	6 4 0	5 3 0	3 1 0	3 2 0	0 1 0		Joe Beckman
1942—O. E. Hollingbery	6 2 2	5 1 1	2 0 0	2 1 1	1 1 0	1 0 1	
1943—No Football, WWII							
1944—No Football, WWII							
1945—Phil Sarboe	6 2 1	6 2 1	4 0 0	2 2 1			
1946—Phil Sarboe	1 6 1	1 5 1	1 2 0	0 4 1			Dick Abrams
1947—Phil Sarboe	3 7 0	2 5 0	1 3 0	2 4 0			T. Parry, F.Bacoka, J. Godfrey
1948—Phil Sarboe	4 5 1	4 3 1	3 0 1	1 4 0	0 1 0		Phil Claymore
1949—Phil Sarboe	3 6 0	2 6 0	2 2 0	1 4 0			
1950—Forest Evashevski	4 3 2	2 3 2	1 0 2	3 2 0		0 1 0	
1951—Forest Evashevski	7 3 0	4 3 0	2 1 0	3 2 0		2 0 0	
1952—Al Kircher	4 6 0	3 4 0	2 1 0	2 4 0		0 1 0	Don Steinbrunner
1953—Al Kircher	4 6 0	3 4 0	1 1 0	3 4 0		0 1 0	Bob Burkhart
1954—Al Kircher	4 6 0	3 4 0	2 1 0	1 5 0		1 0 0	“Duke” Washington
1955—Al Kircher	1 7 2	1 5 1	0 2 1	1 5 1			Jerry Brockey
1956—Jim Sutherland	3 6 1	2 5 1	1 2 0	2 2 1		0 2 0	
1957—Jim Sutherland	6 4 0	5 3 0	2 1 0	4 2 0		0 1 0	Gail Strait
1958—Jim Sutherland	7 3 0	6 2 0	2 0 0	4 2 0		1 1 0	
1959—Jim Sutherland	6 4 0		1 1 0	5 2 0		0 1 0	
1960—Jim Sutherland	4 5 1		1 1 0	2 3 1		1 1 0	
1961—Jim Sutherland	3 7 0		2 0 0	1 5 0		0 2 0	
1962—Jim Sutherland	5 4 1	1 1 0	1 1 0	2 2 1		2 1 0	
1963—Jim Sutherland	3 6 1	1 1 0	1 2 0	1 4 1		1 0 0	
1964—Bert Clark	3 6 1	1 2 1	1 2 0	1 3 1		1 1 0	
1965—Bert Clark	7 3 0	2 1 0	1 1 0	4 2 0		2 0 0	
1966—Bert Clark	3 7 0	1 3 0	1 1 0	2 3 0		0 3 0	
1967—Bert Clark	2 8 0	1 5 0	1 1 0	1 5 0		0 2 0	
1968—Jim Sweeney	3 6 1	1 3 1	0 2 0	1 4 0		2 0 1	
1969—Jim Sweeney	1 9 0	0 7 0	0 2 0	1 5 0		0 2 0	Bob Shoun, Bob Ewen
1970—Jim Sweeney	1 10 0	0 7 0	0 0 0	0 6 0		1 4 0	
1971—Jim Sweeney	4 7 0	2 5 0	0 0 0	3 4 0		1 3 0	
1972—Jim Sweeney	7 4 0	4 3 0	3 1 0	3 2 0	0 1 0	1 0 0	Bill Moos
1973—Jim Sweeney	5 6 0	4 3 0	3 0 0	2 5 0		0 1 0	Tom Poe, Greg Craighead
1974—Jim Sweeney	2 9 0	1 6 0	1 2 0	1 4 0	0 1 0	0 2 0	
1975—Jim Sweeney	3 8 0	0 7 0	1 2 0	2 5 0		0 1 0	
1976—Jackie Sherrill	3 8 0	2 5 0	2 1 0	1 5 0	0 1 0	0 1 0	
1977—Warren Powers	7 4 0	3 4 0	3 0 0	3 4 0		1 0 0	
1978—Jim Walden	4 6 1	2 6 0	1 2 0	1 3 1		2 1 0	
1979—Jim Walden	5 6 0	4 4 0	1 1 0	3 3 0	0 1 0	1 1 0	
1980—Jim Walden	4 7 0	3 4 0	2 2 0	2 3 0		0 2 0	Samoa, Kennedy, Flones, Pelluer
1981—Jim Walden	8 3 1	5 2 1	3 0 1	3 2 0	0 1 0	2 0 0	Beach, McKay, Walker, Sorensen
1982—Jim Walden	3 7 1	2 4 1	1 2 1	1 4 0		1 1 0	
1983—Jim Walden	7 4 0	5 3 0	2 2 0	3 2 0		2 0 0	
1984—Jim Walden	6 5 0	4 3 0	3 2 0	3 3 0			
1985—Jim Walden	4 7 0	3 5 0	2 3 0	2 4 0			Brown, Rypien, Mayes, Howard
1986—Jim Walden	3 7 1	2 6 1	3 3 0	0 4 1			Porter, Taylor, Reynolds, Forde
1987—Dennis Erickson	3 7 1	1 5 1	3 2 0	0 5 0	0 0 1		Leighton, Calvin, Forde, Hasty
1988—Dennis Erickson	9 3 0	5 3 0	3 2 0	5 1 0	1 0 0		Timm Rosenbach, Ivan Cook
1989—Mike Price	6 5 0	3 5 0	3 2 0	3 3 0			Grayson, Savage, Husby, Stallworth
1990—Mike Price	3 8 0	2 6 0	1 4 0	2 4 0			Brad Gossen, Chris Moton
1991—Mike Price	4 7 0	3 5 0	2 3 0	2 4 0			Lewis Bush, Lee Tilleman
1992—Mike Price	9 3 0	5 3 0	5 1 0	3 2 0	1 0 0		Garman, Bush, Wright-Fair
1993—Mike Price	5 6 0	3 5 0	4 1 0	1 5 0			Pattinson, McClanahan, Waldron
1994—Mike Price	8 4 0	5 3 0	3 2 0	4 2 0	1 0 0		Childs, Reis, Hayes
1995—Mike Price	3 8 0	2 6 0	3 2 0	0 6 0			Chris Hayes, Marc McCloskey
1996—Mike Price	5 6 0	3 5 0	3 2 0	2 4 0			James Darling, Scott Sanderson
1997—Mike Price	10 2 0	7 1 0	6 0 0	4 1 0	0 1 0		Cory Withrow, Dorian Boose
1998—Mike Price	3 8 0	0 8 0	2 4 0	1 4 0			Rainville, Holmes, Gleason
1999—Mike Price	3 9 0	1 7 0	2 4 0	1 5 0			Gleason, Taylor, Hollimon
2000—Mike Price	4 7 0	2 6 0	1 5 0	3 2 0			Gesser, Zubedi, Matson, Hawkins
2001—Mike Price	10 2 0	6 2 0	5 1 0	4 1 0	1 0 0		Gesser, Thielbahr, Newman, Minnich
2002—Mike Price	10 3 0	7 1 0	6 1 0	4 1 0	0 1 0		Gesser, Trufant, Nettles
2003—Bill Doba	10 3 0	6 2 0	6 0 0	3 3 0	1 0 0		Kegel, Coleman, Genatone
2004—Bill Doba	5 6 0	3 5 0	2 4 0	3 2 0	0 0 0		Swogger, Lightbody, Abdullah, Derting
2005—Bill Doba	4 7 0	1 7 0	2 4 0	2 3 0	0 0 0		Bienemann, Harrison, Derting, Basler
2006—Bill Doba	6 6 0	4 5 0	3 4 0	3 2 0	0 0 0		Brink, Bruce, Davis, Hill
2007—Bill Doba	5 7 0	3 6 0	4 2 0	1 5 0	0 0 0		Abdullah, Brink, Bumpus, Trent
2008—Paul Wulff	2 11 0	1 8 0	2 5 0	0 6 0	0 0 0		Game Captains
2009—Paul Wulff	1 11 0	0 9 0	1 5 0	0 6 0	0 0 0		Game Captains
2010—Paul Wulff	2 10 0	1 8 0	1 5 0	1 5 0	0 0 0		Game Captains
2011—Paul Wulff	4 8 0	2 7 0	3 1 0	1 4 0	0 1 0		Game Captains
2012—Mike Leach	3 9 0	1 8 0	2 3 0	1 5 0	0 1 0		Game Captains
2013—Mike Leach	6 7 0	4 5 0	3 2 0	3 3 0	0 2 0		Game Captains
2014—Mike Leach	3 9 0	2 7 0	1 5 0	2 3 0	0 1 0		Game Captains
2015—Mike Leach	9 4 0	6 3 0	4 2 0	4 2 0	1 0 0		Game Captains
2016—Mike Leach	8 5 0	7 2 0	5 2 0	3 2 0	0 1 0		Game Captains
2017—Mike Leach	9 4 0	6 3 0	7 0 0	2 3 0	0 1 0		Game Captains
2018—Mike Leach	11 2 0	7 2 0	6 1 0	4 1 0	1 0 0		Game Captains
2019—Mike Leach	6 7 0	3 6 0	6 1 0	1 5 0	0 1 0		Game Captains
2020—Nick Rolovich	1 3 0	1 3 0	0 1 0	1 2 0	0 0 0		Borghi, Lucas, Ryan, Woods
2021—Nick Rolovich	4 3 0	3 2 0	3 2 0	1 1 0	0 0 0		Borghi, Lucas, Ryan, Woods
---Jake Dickert	3 3 0	3 1 0	1 1 0	2 1 0	0 1 0		Marsh, Watson, Isom, Harris
2022—Jake Dickert	7 6 0	4 5 0	4 2 0	3 2 0	0 1 0		
2023—Jake Dickert	5 7 0	2 7 0	4 2 0	1 5 0	0 0 0		Bell, Gomness, B.Jackson, Marsh, Stone Jr., Victor
							Gomness, B.Jackson, Smith-Wade, Stone Jr., Victor, Ward
WSU'S ALL-TIME TOTALS	576-582-45	299-397-25	275-170-15	250-339-22	17-36-6	31-40-2	
TOTAL GAMES	1,203	721	460	611	59	73	
WINNING PERCENTAGE	.498	.432	.614	.427	.339	.438	

LAST NAME	FIRST NAME	TENURE	YEARS	HEAD COACHES	LAST NAME	FIRST NAME	TENURE	YEARS	HEAD COACHES
Adams	Sam	1966-1967	2	Sutherland	Gambold	Bob	1956-1960	5	Sutherland
Akey	Robb	1999-2002	4	Price	Gentry	Dale	1952-1955	4	Kircher
Akey	Robb	2003-2006	4	Doba	Ghobrial	Michael	2020	1	Rolovich
Allen	Andre	2020-2021	2	Rolovich	Glover	Rich	1977-1980	4	Walden
Angelo	Joe	1948-1949	2	Sarboe	Godfrey	Herb	1946-1946	1	Sarboe
Applequist	Harry "Hack"	1920-1923	4	Welch	Goodsell	Charles	1902-1902	1	Namack
Applequist	Harry "Hack"	1924-1925	2	Exendine	Greene	Ken	2003-2006	4	Doba
Arbuckle	Ben	2023-present	2nd	Dickert	Grinch	Alex	2015-2017	3	Leach
Arnold	Dave	1987-1988	2	Erickson	Grover	Roger	1952-1954	3	Kircher
Atuaia	Mark	2022-present	3rd	Dickert	Hampton	Russ	1961-1963	3	Sutherland
Bailey	Arthur "Buck"	1926-1942	17	Hollingbery	Harrell	Graham	2015-2015	1	Leach
Bailey	Arthur "Buck"	1925-1949	5	Sarboe	Holland	Sonny	1968-1968	1	Sweeney
Bailey	Arthur "Buck"	1950-1951	2	Evashevski	Hoptowit	Al	1947-1947	1	Sarboe
Bailey	Arthur "Buck"	1952-1955	4	Kircher	Howard	Todd	2011-2011	1	Wulff
Bailey	Arthur "Buck"	1956-1956	1	Sutherland	Hughes	Lindsey	1978-1986	9	Walden
Ball	Chris	2000-2002	3	Price	Huhta	Elmer	1946-1946	1	Sarboe
Ball	Chris	2008-2011	4	Wulff	Huston	Ralph	1910-1910	1	Osthoff
Banker	Mark	2020-2021	2	Rolovich	Jankovich	Sam	1968-1971	4	Sweeney
Beechner	Dick	1977-1977	1	Powers	Kaligis	Pete	2022-present	3rd	Dickert
Bellantoni	Roc	2019-2019	1	Leach	Karmelowicz	Bob	1987-1988	2	Erickson
Blazine	Tony	1949-1949	1	Sarboe	Keele	Tom	1974-1975	2	Sweeney
Blier	Ray	1960-1963	4	Sutherland	Kirby	Rod	1976-1976	1	Sherrill
Block	King	1964-1967	4	Clark	Kircher	Al	1950-1951	2	Evashevski
Bratkowski	Bob	1987-1988	2	Erickson	Krantz	Kyle	2021	1	Rolovich
Braun	Ray	1972-1973	2	Sweeney	Kaster	Jared	2024-present	1st	Dickert
Bray	Craig	1987-1988	2	Erickson	Lappano	Tim	1987-1991	5	Erickson/Price
Bray	Craig	1994-1999	6	Price	Leahy	Bob	1976-1976	1	Sherrill
Breske	Mike	2012-2014	3	Leach	Levenseller	Mike	1992-2002	11	Price
Brock	Matt	2018-2019	2	Leach	Levenseller	Mike	2003-2007	4	Doba
Broussard	Steve	2007-2007	1	Doba	Levenseller	Mike	2008-2011	4	Wulff
Broussard	Steve	2008-2009	2	Wulff	Lewis	Larry	1989-1998	10	Price
Brown	Allen	2024-present	1st	Dickert	Lincoln	Keith	1971-1972	2	Sweeney
Brown	Ray	2022-2023	2	Dickert	Lindsey	Don	1968-1969	2	Sweeney
Burrow	Jim	1982-1986	5	Walden	Livingston	Lawrence	1995-1997	3	Price
Burnett	Leon	1971-1971	1	Sweeney	Logo	Ricky	2020-2021	2	Rolovich
Burnett	Leon	2003-2007	4	Doba	Long	Marty	2007-2007	1	Doba
Campbell	Bob	1945-1945	1	Sarboe	Lounsberry	Jim	1957-1958	2	Sutherland
Campbell	Hugh	1968-1968	1	Sweeney	Lubick	Sonny	1988-1988	1	Erickson
Campo	Dave	1976-1976	1	Sherrill	Maile	Frank	2023-present	2nd	Dickert
Carlson	Roy	1959-1961	3	Sutherland	Malone	Jordan	2022-present	3rd	Dickert
Carr	Gerald	1989-1990	2	Price	Manning	Roy	2015-2017	3	Leach
Chatfield	Chuck	1961-1962	2	Sutherland	Martin	Jerry	1963-1963	1	Sutherland
Choate	Jeff	2012-2012	1	Leach	Marvin	Joe	1964-1965	2	Clark
Church	Mike	1976-1977	2	Sherrill/Powers	Mastro	Jim	2012-2017	6	Leach
Claeys	Tracy	2018-2019	2	Leach	McBath	Darcell	2018-2019	2	Leach
Cody	Ed	1961-1961	1	Sutherland	McDonell	John	1989-2000	12	Price
Connelly	Bob	2001-2002	2	Price	McGuire	Clay	2012-2017	6	Leach
Cooper	A.J.	2020-2022	3	Rolovich/Dickert	McGuire	Clay	2022-2022	2	Dickert
Cords	Bill	1972-1976	5	Sweeney/Sherrill	McKnight	Dennis	2021	1	Dickert
Cuble	Walt	1969-1974	6	Sweeney	McLaughlin	Leon	1956-1956	1	Sutherland
Daniels	John	1981-1981	1	Walden	Mele	Eric	2015-2019	5	Leach
Dickert	Jake	2020-2021	2	Rolovich	Miller	Mason	2018-2019	2	Leach
Diedrick	Bill	1989-1990	2	Price	Mims	Ron	1972-1975	4	Sweeney
Doba	Bill	1989-2002	14	Price	Morris	Eric	2012-2012	1	Leach
Donovan	Larry	1972-1975	4	Sweeney	Morris	Eric	2022	1	Dickert
Dunn	Kasey	1998-2002	5	Price	Morrison	Dan	2021	1	Dickert
Edwards	Nick	2023-present	2nd	Dickert	Morton	Steve	1978-1986	9	Walden
Ellerbe	Roosevelt	1970-1970	1	Sweeney	Morton	Steve	2010-2011	2	Wulff
Elliott	Dave	1979-1986	8	Walden	Nelson	John	1964-1967	4	Clark
Elway	Jack	1971-1975	4	Sweeney	Nichol	Dave	2016-2019	4	Leach
Emanuel	Gary	1994-1996	3	Price	Niekamp	Travis	2008-2010	3	Wulff
Ennis	Jim	1946-1947	2	Sarboe	Niemi	Laurie	1958-1960	3	Sutherland
Enos	Rod	1962-1963	2	Sutherland	Niemi	Laurie	1964-1967	4	Clark
Erickson	Pinky	1968-1970	3	Sweeney	Okuneff	Gerry	1962-1962	1	Sutherland
Erkenbeck	Jim	1968-1971	4	Sweeney	Padilla	Bob	1980-1981	2	Walden
Etheridge	Harold	2008-2009	2	Wulff	Parry	Tom	1959-1960	2	Sutherland
Everson	Tom	1987-1988	2	Erickson	Patterson	Andre	1992-1993	2	Price
Fabris	Jon	1982-1986	5	Walden	Peterson	Greg	2006-2007	2	Doba
Faiman	John	1977-1977	1	Powers	Pflugrad	Robin	2002-2002	1	Price
Farman	Dick	1945-1945	1	Sarboe	Pflugrad	Robin	2003-2005	3	Doba
Filani	Joel	2022	1	Dickert	Phelps	Jeff	2017-2019	3	Leach
Fletcher	Felix	1945-1945	1	Sarboe	Porter	George	1963-1963	1	Sutherland
Flora	Bob	1950-1951	2	Evashevski	Preston	Buzz	1994-1997	4	Price
Frutig	Ed	1950-1951	2	Evashevski	Price	Aaron	2001-2002	2	Price
Gagnon	Gary	1978-1986	9	Walden	Price	Eric	1998-2000	3	Price
Gambold	Bob	1952-1952	1	Kircher					

LAST NAME	FIRST NAME	TENURE	YEARS	HEAD COACHES
Price	Mike	1974-1975	2	Sweeney
Price	Mike	1976-1977	1	Sherrill/Powers
Rader	Ralph	1908-1908	1	Rheinschild
Rasmussen	Rich	2008-2011	4	Wulff
Ricardo	Scott	1980-1980	1	Walden
Richardson	John	2020-2021	2	Rolovich
Roach	Dick	1974-1975	2	Sweeney
Roberson	Malik	2008-2010	3	Wulff
Rosenbach	Timm	2003-2007	2	Doba
Ross	Robin	1986-1986	1	Walden
Ruel	Pat	1978-1981	6	Walden
Russell	Eric	2012-2014	3	Leach
Sage	Derek	2017-2017	1	Leach
Salave'a	Joe	2012-2016	5	Leach
Sandahl	Al	1978-1978	1	Walden
Sanders	Mel	1981-1986	6	Walden
Sandberg	Roy	1948-1948	1	Sarboe
Scarry	Mike	1954-1955	2	Kircher
Schlademan	Karl	1926-1942	17	Hollingbery
Schmedding	Jeff	2023-present	2nd	Dickert
Sears	Jody	2008-2011	4	Wulff
Sewell	Bill	1946-1948	3	Sarboe
Shanley	Jim	1964-1970	7	Clark/Sweeney
Shaver	Kendrick	2018-2019	2	Leach
Simmons	Dennis	2012-2014	3	Leach
Simpson	Bob	1969-1973	5	Sweeney
Skipper	Kelly	2003-2006	4	Doba
Smith	Brian	2020-2021	2	Rolovich/Dickert
Smith	Gregg	1987-1988	2	Erickson
Smith	John L.	1987-1988	2	Erickson
Smith	Rowland	1964-1967	4	Clark
Spurrier Jr.	Steve	2018-2019	2	Leach
Stavelly	Dan	1949-1949	1	Sarboe
Stavelly	Dan	1950-1951	2	Evashevski
Stavelly	Dan	1952-1955	4	Kircher
Stavelly	Dan	1956-1957	2	Sutherland
Sturdy	Todd	2008-2011	4	Wulff
Stutzmann	Craig	2020-2021	2	Rolovich
Thorton	J.E.	1911-1911	1	Osthoff
Tiller	Joe	1971-1973	3	Sweeney
Tiller	Joe	1989-1990	2	Price
Tippett	Howard	1976-1976	1	Sherrill
Torchio	Lloyd	1956-1958	3	Sutherland
Tormey	Chris	2011-2011	1	Wulff
Tyler	Tom	1915-1915	1	Dietz
Ungerer	Dave	2010-2011	2	Wulff
Volero	Paul	2012-2014	3	Leach
Walden	Jim	1977-1977	1	Powers
Walker	Dave	1976-1979	4	Walden
Walker	Mike	1997-2002	6	Price
Walker	Mike	2003-2007	5	Doba
Walkosky	Dave	2007-2007	1	Doba
Wamsley	Jerry	1978-1978	1	Walden
Ward	Brian	2022	1	Dickert
Weber	Mark	2020-2021	2	Rolovich
Wheeler	Harold	1979-1982	4	Walden
Whitworth	Nick	2022-present	3rd	Dickert
Wight	Del	1982-1985	4	Walden
Wight	Del	1991-1991	1	Price
Williams	Ted	1991-1993	3	Price
Wilson	Ken	2013-2018	7	Leach
Wood	Alex	1987-1988	2	Erickson
Woody	Ken	1978-1986	9	Walden
Yaralian	Zaven	1977-1977	1	Powers
Yarno	George	1991-1994	4	Price
Yarno	George	2003-2007	5	Doba
Yost	David	2013-2015	3	Leach
Zeches	Jim	1989-2000	12	Price
Zimmer	Mike	1989-1993	5	Price

Bold = Currently on the staff

JOHNNY UNIT
GOLDE



ALL-AMERICA FIRST TEAM

1930	Glenn "Turk" Edwards, T (by AP, NY Sun) Mel Hein, C (by All-America Board) Harold Ahlsgog, G (by NY Post)	1989	Jason Hanson, PK (by AP, UPI, AFCA-Kodak, Football Writers, Walter Camp, NEA, Sporting News, Football News)
1934	Ed Goddard, QB (Liberty Mag.)	1991	Jason Hanson, PK (by UPI, Football Writers)
1935	Ed Goddard, QB (Liberty Mag.)	1992	Drew Bledsoe, QB (by NEA)
1936	Ed Goddard, QB (by UPI, Liberty Mag.)	1994	DeWayne Patterson, DE (by Football News)
1941	Dale Gentry, E (by NY Sun)	1996	Scott Sanderson, OT (by Sporting News)
1942	Bob Kennedy, FB (by UPI)	1997	Ryan Leaf, QB (by Sporting News)
1948	Laurie Niemi, T (by INS)	2001	Lamont Thompson, FS (by AP)
1956	Bill Steiger, E (by FWA-Look)	2002	Jason Gesser, QB (by College Football News)
1961	Hugh Campbell, E (by All-America Board)		Rien Long, DT (by AP, FWAA, CNNSI.com, Sporting News, ESPN)
1964	Clancy Williams, HB (by AP, NEA, FWA-Look)		Derrick Roche, OG (by AFCA)
1965	Wayne Foster, DT (by FWA-Look)		Marcus Trufant, CB (by ESPN)
1974	Geoff Reece, C (by Time Magazine, Walter Camp)	2003	Drew Dunning, PK (by Sporting News)
1977	Ken Greene, DB (NEA)	2005	Jerome Harrison, RB (by AP, FWAA, ESPN, CNNSI.com, Sporting News, College Football News, Rivals.com)
1978	Jack Thompson, QB (by Sporting News)	2013	Deone Bucannon, S (by AP, Athlon Sports)
1981	Paul Sorensen, FS (by Football News, NEA) Pat Beach, TE (by Sporting News)	2016	Cody O'Connell, OL (by AP, FWAA, Sporting News, AFCA, Walter Camp, SI.com, ESPN, USA Today, Pro Football Focus, SB Nation, CBSSports.com, FOXSports.com)
1984	Dan Lynch, OG (by AP, Football News) Rueben Mayes, RB (by UPI, Football Writers)	2017	Hercules Mata'afa, DL (by SI.com, Walter Camp, AP, ESPN.com, CBS, SB Nation, Sporting News, AFCA)
1985	Rueben Mayes, RB (by Football News)		Cody O'Connell, OL (by Walter Camp, Sporting News, The All-American)
1988	Mike Utley, OG (by AP, UPI, Football Writers, AFCA-Kodak, Scripps-Howard, Football News)		

ALL-AMERICA SECOND TEAM

1928	Mel Dressel, T (by NY Sun)
1930	Mel Hein, C (by NANA, AP) Glenn "Turk" Edwards, T (by NANA) Elmer Schwartz, FB (by NANA)
1932	George Sander, HB (by AP, NEA, NY Sun)
1942	Bob Kennedy, FB (by AP)
1956	Bill Steiger, E (by AP)
1962	Hugh Campbell, E (by AP, UPI)
1965	Bill Gaskins, CB (by UPI, NEA)
1981	Pat Beach, TE (by NEA) Paul Sorensen, FS (by Sporting News)
1984	Dan Lynch, OG (by Sporting News) Rueben Mayes, RB (by AP, Football News, Sporting News)
1986	Kerry Porter, RB (by Sporting News) Ricky Reynolds, DB (by Sporting News)
1988	Mike Utley, OG (by Sporting News) Steve Broussard, RB (by Sporting News)
1994	DeWayne Patterson, DE (by AP) Chad Eaton, DT (by UPI)
1996	James Darling, LB (by Sporting News)
1997	Ryan Leaf, QB (by AP)
2001	Lamont Thompson, FS (by Sporting News)
2002	Derrick Roche, OG (by AP, Sporting News, CNNSI.com) Marcus Trufant, CB (by AP)
2005	Jerome Harrison, RB (by Walter Camp, AFCA)
2006	Mkristo Bruce, DE (by AP, Walter Camp)
2011	Marquess Wilson, WR (Yahoo)
2013	Deone Bucannon, S (by Walter Camp)
2015	Joe Dahl, OL (by USA Today)
2017	Hercules Mata'afa, DL (by FWAA, The All-American) Cody O'Connell, OL (by AP, CBS, SB Nation)
2018	Andre Dillard, OL (SI.com)
2022	Daiyan Henley, LB (College Football News)

ALL-AMERICA THIRD TEAM

1928	Mel Dressel, T (by AP)
1930	Elmer Schwartz, FB (by AP)
1936	Ed Goddard, QB (by AP)
1941	Nick Susoeff, E (by AP) Bill Sewell, QB (by AP)
1957	Don Ellingsen, E (by AP)
1960	Hugh Campbell, E (by AP)
1961	Hugh Campbell, E (by AP, UPI)
1988	Tim Stallworth, WR (by Football News)
1990	Jason Hanson, E (by Football News, AP)
1991	Jason Hanson, PK (by Football News)
1992	Anthony McClanahan, LB (by Football News)
1993	Anthony McClanahan, LB (by Football News)
1994	Chad Eaton, DT (by AP) Mark Fields, LB (by AP)
1996	Scott Sanderson, OT (by Football News)
1997	Leon Bender, DT (by AP)
2006	Mkristo Bruce, DE (by CNNSI.com, CollegeFootballNews.com)
2007	Brandon Gibson, WR (Phil Steele)
2013	Deone Bucannon, S (CBS Sports)
2014	Vince Mayle, WR (Phil Steele)
2018	Andre Dillard, OL (Associated Press)

ALL-AMERICA HONORABLE MENTION

2011	Marquess Wilson, WR (by Sports Illustrated)
2013	Deone Bucannon, S (by Sports Illustrated)
2014	Vince Mayle, WR (by Sports Illustrated)
2015	Luke Falk, QB (by Sports Illustrated) Gabe Marks, WR (by Sports Illustrated)

FRESHMAN ALL-AMERICA

2003	Cody Boyd, TE (HM, Rivals.com) Chris Jordan, WR (HM, Rivals.com)
2004	Michael Bumpus, AP (1st, Rivals.com)
2005	Fevaea'i Ahmu, DL (3rd, Sporting News) Greg Trent, LB (2nd, Sporting News)
2006	Kenny Alfred, C (2nd, Scout.com)
2007	Reid Forrest, P (HM, Sporting News) Micah Hannam, OL (HM, Sporting News) Chima Nwachukwu, DB (HM, Sporting News)
2008	Louis Bland, LB (3rd, Phil Steele)
2010	Deone Bucannon, S (HM, CFN.com) Marquess Wilson, WR (1st, Sporting News, Rivals, PS, CFN.com)
2015	Hercules Mata'afa, DL (1st, USA Today; 2nd, Athlon, CampusInsiders) Darrien Molton, CB (3rd, Athlon; HM, CampusInsiders)
2016	Jalen Thompson, S (1st, ESPN.com, HM CampusInsiders.com, HM Scout.com) James Williams, RB (HM CampusInsiders.com)
2018	Abe Lucas, OL (1st, USA Today, The Athletic)
2021	Nick Haberer, P (1st, FWAA)
2022	Jaden Hicks, S (3rd, College Football News)

NATIONAL COLLEGE AWARDS

OUTLAND TROPHY

Rein Long, 2002

NATIONAL COACH OF THE YEAR

Mike Price, 1997
Mike Leach, 2018

JOHNNY UNITAS GOLDEN ARM AWARD

Gardner Minshew II, 2018

ARA SPORTSMANSHIP AWARD

Alex Brink, 2007

COLLEGE FOOTBALL PERFORMANCE AWARDS

Deone Bucannon, 2013 Elite Defensive Back Award

BURLSWORTH TROPHY

Luke Falk, 2017

POLYNESIAN HALL OF FAME COLLEGE PLAYER OF THE YEAR

Hercules Mata'afa, 2017

WASHINGTON STATE ALL-CONFERENCE SELECTIONS

(All-PCC Team by Helms Athletic Foundation, 1916-1938)

1917	Benton Bangs, B (1st) Walter Herried, T (1st) Silas Stites, G (1st) Clarence Zimmerman, E (1st)	1965	Wayne Foster, DR (1st) Bill Gaskins, CB (1st) Rich Sheron, E (HM) Dave Middendorf, OL (HM) Ron Vrillac, C (HM) Tom Roth, QB (HM) Larry Eilmes, FB (HM) Mark Wicks, HB (HM)	1980	Greg Sykes, OL (2nd) Allan Kennedy, OL (HM) Pat Beach, TE (HM) Mike Washington, RB (HM) Tim Davey, P (HM) Brian Flones, DT (HM) Scott Pelluer, LB (HM) Jim Whatley, WR (HM)	1989	Steve Broussard, RB (1st) Jason Hanson, K (1st) John Husby, OL (1st) Dan Grayson, LB (1st) Tim Stallworth, WR (2nd) Paul Wulff, C (2nd) Tony Savage, DT (2nd) Bob Myers, P (2nd) Marlin Brown, DE (HM) Steve Cromer, OL (HM) Bob Garman, OL (HM) Doug Wellsandt, TE (HM)
1919	Roy Hanley, E (1st) Walter Herried, T (1st) Earl Dunlap, C (1st) Lloyd Gillis, FB (1st)	1966	Doug Flansburg, WR (1st) Ron Vrillac, C (1st) Dave Middendorf, OL (HM) Ammon McWashington, RB (HM) Walt Frierson, DE (HM) Bob Trygstad, OL (HM) Steve Boots, MG (HM) Dave Peterson, S (HM)	1981	Paul Sorensen, S (1st) Matt Elisara, DT (1st) Tim Harris, RB (2nd) Pat Beach, TE (2nd) Lee Blakeney, LB (HM) Nate Bradley, CB (HM) Tim Davey, P (HM) Mark McKay, OL (HM)	1990	Clarence Williams, TE (1st) Jason Hanson, K/P (1st) Phillip Bobo, WR (HM) Bob Garman, OL (HM) Curt Newton, LB (HM) Mike Smith, C (HM) Kirk Westerfield, DE (HM)
1920	Earl Dunlap, C (1st) Lloyd Gillis, FB (1st) Fred Hamilton, G (1st)	1967	Dave Middendorf, OL (2nd)	1982	Tim Harris, RB (2nd) Keith Millard, DL (HM) Gary Patrick, OL (HM) Eric Williams, DL (HM)	1991	Clarence Williams, TE (1st) Jason Hanson, P (1st) Drew Bledsoe, QB (2nd) Jason Hanson, K (2nd) Anthony McClanahan, LB (2nd) Phillip Bobo, WR (HM) Lewis Bush, DE (HM) Josh Dunning, OL (HM) Bob Garman, OL (2nd) Torey Hunter, CB (HM) Anthony Prior, DB (HM) John Rushing, S (HM) Shaumbe Wright-Fair, RB (HM)
1921	Earl Dunlap, G (1st)	1968	Steve Bartelle, LB (HM) Dave Crema, DE (HM) Dave Harris, C (HM) Dave Golinsky, OL (HM) Ron Souza, TE (HM) Mark Williams, RB (HM)	1983	Dan Lynch, OL (1st) Keith Millard, OL (1st) Kerry Porter, RB (1st) Eric Williams, DL (1st) Charlie Flagler, OL (2nd) Lee Blakeney, LB (HM) Glenn Harper, P (HM) Joe Taylor, S (HM) Kitrick Taylor, RS (HM) Ricky Turner, QB (HM)	1992	Drew Bledsoe, QB (1st) Clarence Williams, TE (1st) Shaumbe Wright-Fair, RB (2nd) Bob Garman, OL (2nd) Robbie Tobeck, C (2nd) Anthony McClanahan, LB (2nd) Greg Burns, CB (HM) Lewis Bush, DE (HM) Ron Childs, LB (HM) C.J. Davis, WR (HM) Josh Dunning, OL (HM) Torey Hunter, CB (HM) Singor Mobley, S (HM) Deron Pointer, WR (HM) John Rushing, S (HM)
1925	Herbert Meeker, QB (1st)	1969	Lionel Thomas, DB (1st) Dave Crema, DE (HM)	1984	Dan Lynch, OL (1st) Rueben Mayes, RB (1st) Mark Rypien, QB (1st) Kirk Samuelson, OL (2nd) Lee Blakeney, LB (2nd) Milford Hodge, DL (HM) Erik Howard, DL (HM) Jamie White, OL (HM)	1993	DeWayne Patterson, DL (1st) Anthony McClanahan, LB (1st) Deron Pointer, WR (1st) Brett Carolan, TE (2nd) Josh Dunning, OL (2nd) Chad Eaton, DL (2nd) Ron Childs, LB (2nd) Torey Hunter, CB (2nd) Mike Bailey, OL (HM) Brian Ford, DL (HM) Ray Hall, DL (HM) Marc McCloskey, OL (HM) Singor Mobley, S (HM)
1929	Elmer Schwartz, FB (1st)	1970	Steve Busch, OL (1st) Lionel Thomas, DB (HM)	1985	Rueben Mayes, RB (1st) Erik Howard, DL (1st) Kitrick Taylor, RS (1st) Curt Ladines, C (2nd) Mike Dreyer, OL (HM) Mark Rypien, OL (HM)	1994	Chad Eaton, DL (1st) Dan Sasa, DL (1st) DeWayne Patterson, DL (1st) Mark Fields, LB (1st) Ron Childs, LB (2nd) Torey Hunter, CB (2nd) Singor Mobley, S (2nd) Jay Dumas, WR (HM) Chris Hayes, LB (HM) Marc McCloskey, OL (HM) Eric Moore, TE (HM) John Rushing, S (HM)
1930	Glen "Turk" Edwards, T (1st) Mel Hein, C (1st)	1971	Steve Busch, OL (1st) Bernard Jackson, RB (1st) Ron Mims, DB (1st) Don Sweet, K (1st) Buzz Brazeau, OL (HM) Bill Moos, OL (1st) Steve Ostermann, OL (1st) Clyde Warehime, LB (HM)	1986	Kerry Porter, RB (2nd) Kitrick Taylor, RS (2nd) Brian Forde, LB (HM) Michel James, WR (HM) Ricky Reynolds, CB (HM) Mike Utley, OL (HM)		
1932	George Sander, HB (1st)	1972	Steve Ostermann, OL (1st) Clyde Warehime, LB (HM)	1987	Steve Broussard, RB (2nd) Mike Utley, OL (2nd) Brian Forde, LB (2nd) Richard Calvin, RB (HM) Ivan Cook, DL (HM) Chris Leighton, TE (HM) Tony Savage, DT (HM)		
1934	Ed Goddard, QB (1st) George Theodoratus, T (1st)	1973	Tom Poe, LB (1st) Geoff Reece, C (1st) Tom Wickert, OL (HM) Andrew Jones, RB (HM) Rick Riegle, WR (HM) Greg Craighead, DT (HM) Eric Johnson, S (HM)	1988	Steve Broussard, RB (1st) Mike Utley, OL (1st) Timm Rosenbach, QB (2nd) Tim Stallworth, WR (2nd) Chris Dyko, OL (2nd) Artie Holmes, S (2nd) Ivan Cook, DL (HM) Maury Metcalf, LB (HM) Jim Michalczyk, OL (HM) Tony Savage, DT (HM) Rich Swinton, RB (HM)		
1935	Ed Goddard, QB (1st)	1974	Geoff Reece, C (1st) Gavin Hedrick, P (2nd) Joe Danelo, K (2nd) Gavin Hedrick, P (1st)				
1936	Ed Goddard, QB (1st)	1975	Mike Levenseller, WR (1st) Jack Thompson, QB (1st) Gavin Hedrick, DB (2nd) Ken Greene, S (HM) Brian Kelly, WR (HM) Bob Hill, OL (HM) Eason Ramson, TE (HM)				
1937	Al Hoptowitz, G (1st)	1976	Mike Levenseller, WR (1st) Ken Greene, DB (2nd) Don Hover, LB (2nd) Jack Thompson, QB (2nd) Brian Kelly, WR (HM) George Yarno, OL (HM)				
1948	Laurie Niemi, T (1st) Jerry Williams, HB (1st)	1977	Mike Levenseller, WR (1st) Ken Greene, DB (2nd) Don Hover, LB (2nd) Jack Thompson, QB (2nd) Brian Kelly, WR (HM) George Yarno, OL (HM)				
1949	Don Paul, HB (1st)	1978	Mark Chandless, C (1st) Jack Thompson, QB (1st) George Yarno, OL (2nd)				
1950	Laverne Torgeson, LB (1st) Elmer Messinger, T (HM) Bud Roeffler, H (HM)	1979	Allan Kennedy, OL (1st) Tali Ena, FB (2nd) Tim Davey, P (2nd) Greg Sykes, OL (HM)				
1951	Ed Barker, E (1st) Don Steinbrunner, E (1st)						
1952	Ed Barker, E (HM) Don Steinbrunner, E (HM) Harland Svare, E (HM) Hal Lokovsek, T (HM)						
1953	Milt Schwenk, TB (2nd) Wayne Berry, HB (2nd) Howard McCants, E (HM)						
1954	Tom Gunnari, T (2nd) Duke Washington, RB (2nd) Russ Quackenbush, E (HM) Jim Welch, G (HM)						
1955	Arnie Pelluer, E (HM) Tom Gunnari, T (HM)						
1956	Bill Steiger, HB (1st) Jack Atwood, C (HM) Bob Newman, QB (HM) Vaughan Hitchcock, G (HM)						
1957	Don Ellingsen, C (1st) Bob Newman, QB (1st) Jack Fanning, E (HM) Gene Baker, T (HM) Angelo Brovelli, T (HM) Carl Ketchie, H (HM)						
1958	Chuck Morrell, FB (1st) Bill Steiger, E (2nd) Marv Nelson, C (2nd) Bob Newman, QB (2nd) Don Ellersick, E (HM) Gail Cogdill, WR (HM) Angelo Brovelli, T (HM) Bill Perry (HM) Merl Hitzel, C (HM)						
1959	No Selections						
1960	No Selections						
1961	No Selections						
1962	Hugh Campbell, E (1st) Ken Graham, HB (HM)						
1963	No Selections						
1964	Clancy Williams, HB (1st) Rich Sheron, E (HM) Larry Eilmes, FB (HM) Wally Dempsey, OL (HM) John Forbes, E (HM)						

1995	Scott Sanderson, OL (2nd) Dwayne Sanders, DE (2nd) Chris Hayes, LB (2nd) James Darling, LB (2nd) George Martin, P (2nd) Shad Hinchin, CB (HM) Frank Madu, RB (HM) Marc McCloskey, OL (HM) Eric Moore, TE (HM) Duane Stewart, DB (HM) Brian Walker, DB (HM)	2001	Derrick Roche, OL (1st) Lamont Thompson, S (1st) Drew Dunning, K (1st) Jason Gesser, QB (2nd) Nakoa McElrath, WR (2nd) Rien Long, DL (2nd) Raonall Smith, LB (2nd) D.D. Acholonu, DE (HM) Isaac Brown, DE (HM) Mike Bush, WR (HM) Alan Cox, P (HM)	2007	Brandon Gibson, WR (1st) Alex Brink, QB(2nd) Jed Collins, TE (2nd) Husain Abdullah, DB (HM) Michael Bumpus, WR (HM) Andy Mattingly, LB (HM) Greg Trent, LB (HM)	2017	Hercules Mata'afa, DL (1st) Cody O'Connell, OL (1st) Cole Madison, OL (2nd) Erik Powell, K (2nd) Jalen Thompson, S (2nd) Andre Dillard, OL (HM) Luke Falk, QB (HM) Frankie Luvu, LB (HM) Jamla Morrow, RB (HM)
1996	Scott Sanderson, OL (1st) James Darling, LB (1st) Shaw Tims, WR (1st) Michael Black, RB (2nd) Dorian Boose, DE (2nd) Shad Hinchin, CB (2nd) Leon Bender, DT (HM) Chad Carpenter, WR (HM) Gary Holmes, DT (HM) Ryan Leaf, WB (HM) Jason McEndoo, OL (HM) Dee Moronkola, DB (HM) Tony Truant, K (HM)	2002	Joey Hollenbeck, OL (HM) Dave Minnich, RB (HM) Curtis Nettles, WR (HM) Billy Newman, S (HM) Josh Parrish, OL (HM) James Price, LB (HM) Marcus Trufant, CB (HM) Tupo Tuupo, DE (HM) Jason Gesser, QB (1st) Derrick Roche, OL (1st) Calvin Armstrong, OL (1st) Rien Long, DL (1st) Marcus Trufant, CB (1st) Kyle Basler, P (HM) Erik Coleman, DB (HM) Isaac Brown, DE (HM) Devard Darling, WR (HM) Jason David, CB (HM) Drew Dunning, K (HM) Jermaine Green, RB (HM) Tyler Hunt, OL (HM) Jerome Riley, WR (HM) Fred Shavies, DE (HM) Jeremey Williams, DT (HM)	2008	Kenny Alfred, OL (HM) Brandon Gibson, WR (HM) Greg Trent, LB (HM)	2018	Andre Dillard, OL (1st) Gardner Minshew II, QB (1st) Abe Lucas, OL (2nd) Logan Tago, DL (2nd) Oscar Draguicevich III, P (HM) Travell Harris, KR (HM) Frederick Mauigoa, OL (HM) Peyton Pelluer, LB (HM) Jalen Thompson, S (HM) James Williams, RB (HM) Kainoa Wilson, ST (HM) Jahad Woods, LB (HM)
1997	Ryan Leaf, QB (1st) Leon Bender,DT (1st) Michael Black, RB (2nd) Jason McEndoo, OL (2nd) Cory Withrow , OL(2nd) Dorian Boose, DE (2nd) Duane Stewart, DB (2nd) Jeff Banks, P(2nd) Shane Doyle, DE (HM) Steve Gleason, LB (HM) Chris Jackson, WR (HM) Kevin McKenzie, WR (HM) Shawn McWashington, WR (HM) Brandon Moore, LB (HM) Dee Moronkola, DB (HM) Brad Philley, LB (HM) Shawn Tims, WR (HM)	2003	Josh Parrish, OL (1st) Will Derting, LB (1st) Jason David, CB (1st) Erik Coleman, DB (1st) Drew Dunning, K (1st) Matt Kegel, QB (2nd) Jonathan Smith, RB (2nd) Troy Bienemann, TE (2nd) D.D. Acholonu, DE (2nd) Don Jackson, LB (2nd) Sammy Moore, WR (2nd) Calvin Armstrong, OL(HM) Kyle Basler, P (HM) Devard Darling, WR (HM) Tai Tupai, DT (HM) Jeremey Williams, DT (HM) Virgil Williams, DB (HM)	2009	Kenny Alfred, OL (2nd) Reid Forrest, P (HM) Jared Karstetter, WR (HM) Travis Long, DL (HM) Xavier Hicks, S (HM) Dwight Tardy, RB (HM)	2019	Blake Mazza, K (1st) Travion Brown, ST/AP (2nd) Anthony Gordon, QB (2nd) Abraham Lucas, OL (2nd) Max Borghi, RB (HM) Josh Watson, OL (HM) Easop Winston Jr., WR (HM) Jahad Woods, LB (HM)
1998	Kevin Brown, RB (2nd) Dee Moronkola , DB(2nd) Steve Gleason, LB (HM) Love Jefferson, TE (HM) Rob Meier, DE (HM) Rob Rainville, OL (HM) Nian Taylor, WR (HM)	2004	Calvin Armstrong, OL (1st) Michael Bumpus, WR (1st) Jason Hill, WR (2nd) Sam Lightbody, OL (2nd) Will Derting, LB (2nd) Kyle Basler, P (HM) Scott Davis, LB (HM) Jerome Harrison, RB (HM) Nick Muhlhauser, TE (HM) Karl Paymah (HM)	2010	Reid Forrest (HM) B.J. Guerra, OL (HM) Jared Karstetter, WR (HM) Travis Long, DL (HM) Tyree Toomer, S (HM) Jeff Tuel, QB (HM) Zack Williams, OL (HM) Marquess Wilson, WR (HM)	2020	Oscar Draguicevich III, P (2nd) Abraham Lucas, OL (2nd) Renard Bell, WR (HM) Brian Greene, C (HM) Travell Harris, WR/KR (HM) Daniel Isom, DB (HM) Brennan Jackson, EDGE (HM) Blake Mazza, K (HM) Liam Ryan, OL (HM) Jaylen Watson, DB (HM) Jahad Woods, LB (HM)
1999	Steve Gleason, LB (2nd) Rian Lindell, K (2nd) Kareem Anderson, P (HM) Deon Burnett, RB (HM) Rob Meier, DE (HM) Billy Newman, S (HM) Nian Taylor, WR (HM)	2005	Jason Hill, WR (2nd) Troy Bienemann, TE (2nd) Nick Muhlhauser, OL (2nd) Mkristo Bruce, DL(2nd) Michael Bumpus, WR (HM) Scott Davis, LB (HM) Will Derting, LB (HM)	2011	Marquess Wilson, WR (2nd) Travis Long, DL (2nd) Alex Hoffman-Ellis, LB (2nd) John Fullington, OL (HM) David Gonzales, OL (HM) B.J. Guerra, OL (HM) Damante Horton, CB (HM) Jared Karstetter, WR (HM) Brandon Rankin, DL (HM)	2021	Dean Janikowski, K (1st) Abraham Lucas, OL (1st) Ron Stone, Jr., EDGE (1st) Travell Harris, WR (2nd) Calvin Jackson, Jr., WR (2nd) Max Borghi, RB (HM) Jayden de Laura, QB (HM) Daniel Isom, DB (HM) Brennan Jackson, EDGE (HM) Armani Marsh, NICKEL (HM) De'Zhaun Stribling, WR (HM) Lincoln Victor, AP (HM) Jaylen Watson, DB (HM) Jahad Woods, LB (HM)
2000	Milton Wynn, WR (2nd) Billy Newman, S (2nd) Jason Gesser, QB (HM) Tomas Kongiaka, DT (HM) Derrick Roche, OL (HM) Raonall Smith, LB (HM) Marcus Trufant, CB (HM)	2006	Jerome Harrison, RB (1st) Jason Hill, WR (2nd) Troy Bienemann, TE (2nd) Nick Muhlhauser, OL (2nd) Mkristo Bruce, DL(2nd) Michael Bumpus, WR (HM) Scott Davis, LB (HM) Will Derting, LB (HM) Mkristo Bruce, DL (1st) Eric Frampton, S (1st) Alex Brink, QB (2nd) Jason Hill, WR (2nd) Cody Boyd, TE (HM) Tyron Brackenridge, CB (HM) Michael Bumpus, WR (HM) Scott Davis, LB (HM) Charles Harris, OL (HM)	2012	Deone Bucannon, S (2nd) Andrew Furney, K (2nd) Brett Bartolone, WR (HM) Elliot Bosch, OL (HM) Teondray Caldwell, RB (HM) Cyrus Coen, LB (HM) Xavier Cooper, DL (HM) Travis Long, LB (HM) Darryl Monroe, LB (HM) Daniel Simmons, DB (HM)	2022	Daiyan Henley, LB (1st) Ron Stone, Jr., EDGE (2nd) Brennan Jackson, EDGE (2nd) Robert Ferrel, WR (HM) Hick Haberer, P (HM) Jarrett Kingston, OL (HM) Armani Marsh, NICKEL (HM) Chau Smith-Wade, DB (HM) Cameron Ward, QB (HM) Nakia Watson, RB (HM)
			2013	Deone Bucannon, S (1st) Elliot Bosch, OL (HM) River Cracraft, WR (HM) Andrew Furney, K (HM) Damante Horton, CB (HM)	2023	Brennan Jackson, EDGE (2nd) Jaden Hicks, S (HM) Ron Stone Jr., EDGE (HM) Lincoln Victor, WR (HM) Cameron Ward, QB (HM)	
			2014	Vince Mayle, WR (2nd) Jeremiah Allison, LB (HM) Daquawn Brown, CB (HM) Joe Dahl, OL (HM) Connor Halliday, QB (HM)			
			2015	Joe Dahl, OL (1st) Luke Falk, QB (1st) Gabe Marks, WR (1st) Darryl Paulo, DL (2nd) Destiny Vaeao, DL (2nd) Shalom Luani, S (HM) Cole Madison, OL (HM) Hercules Mata'afa, DL (HM) Peyton Pelluer, LB (HM) Riley Sorenson, OL (HM) Dom Williams, WR (HM)			
			2016	Shalom Luani, S (1st) Gabe Marks, WR (1st) Luke Falk, QB (2nd) Hercules Mata'afa, DL (2nd) River Cracraft, WR (HM) Cole Madison, OL (HM) Jamal Morrow, RB (HM) Cody O'Connell, OL (HM) Peyton Pelluer, LB (HM) Riley Sorenson, OL (HM)			

CONFERENCE HONORS

OFFENSIVE PLAYER OF THE YEAR

1984 Rueben Mayes
1985 Rueben Mayes
1989 Steve Broussard
1992 Drew Bledsoe
1997 Ryan Leaf
2002 Jason Gesser
2018 Gardner Minshew II

DEFENSIVE PLAYER OF THE YEAR

1994 Mark Fields

MORRIS TROPHY WINNERS

1983 Keith Millard, DL
1984 Dan Lynch, OL
1985 Erik Howard, DL
1994 Chad Eaton, DL

COACH OF THE YEAR

1981 Jim Walden
1983 Jim Walden
1988 Dennis Erickson
1997 Mike Price
2001 Mike Price
2003 Bill Doba
2015 Mike Leach
2018 Mike Leach

OFFENSIVE FRESHMAN OF THE YEAR

2021 Jayden de Laura, QB



PAC-12 CONFERENCE ALL-ACADEMIC

1986	Cotton Sears, WR Ed Tingstad, RB				
1987	Kevin Adams, PK James Hasty, DB Chris Leighton, TE				
1988	Rob Myers, P				
1989	Jason Hanson, PK Chris Moton, DB Rob Myers, P				
1990	Jason Hanson, PK Ron Hawkins, DB Russell Miller, DE Lee Tillman, DE				
1991	Jason Hanson, PK Lee Tillman, DE				
1992	Robbie Toebeck, OL				
1993	Joe Brazeau, LB				
1995	John Scukanec, OL				
1996	Brian Chiu, OL				
	Jason McEndoo, OL				
1997	Jason McEndoo, OL				
1998	Grady Emmerson, LB Steve Gleason, LB				
1999	Grady Emmerson, LB Steve Gleason, LB Rian Lindell, PK Serign Marong, LB				
2000	Collin Henderson, WR Brian Hollenberg, OL Serign Marong, LB Cole Sheridan, DB Jeremy Williams, DL				
2001	Collin Henderson, WR Brian Hollenberg, OL Serign Marong, LB Jeremy Williams, DL Mark Baldwin, TE (2nd) Drew Dunning, PK (2nd) Alex Johnson, OL (2nd) Cole Sheridan, DB (2nd) Tupo Tuupo, DL (2nd)				
2002	Pat Bennett, LB Collin Henderson, WR Jeremy Williams, DL Riley Fitt-Chappell, OL (2nd) Cole Sheridan, DB (2nd)				
2003	Pat Bennett, LB Troy Bienemann, TE Jeremy Williams, DL Riley Fitt-Chappell, OL (2nd)				
2004	Pat Bennett, LB Troy Bienemann, TE Riley Fitt-Chappell, OL Kevin McCall, RB (2nd)				
	Matt Mullennix, DL (2nd)				
2005	Troy Bienemann, TE Alex Brink, QB Riley Fitt-Chappell, OL (2nd) Matt Mullennix, DL (2nd)				
	Alex Brink, QB				
2006	Alex Brink, QB				
2007	Alex Brink, QB Jed Collins, TE Micah Hannam, OL Matt Mullennix, DL Joe Epele, OL (2nd) Scott Selby, WR (2nd)				
	Matt Mullennix, DL Chima Nwachukwu, DB Matt Eichelberger, DL (2nd) Micah Hannam, OL (2nd) Adam Hineline, DL (2nd)				
2008	Matt Mullennix, DL Chima Nwachukwu, DB Matt Eichelberger, DL (2nd) Micah Hannam, OL (2nd) Adam Hineline, DL (2nd)				
2009	Micah Hannam, OL Chris Prummer, OL Kevin Kooyman, DL Jay Matthews, DB Chima Nwachukwu, DB Steven Ayers, OL (2nd) Joe Epele, OL (2nd) Josh Garrett, LB (2nd) Jared Karstetter, WR (2nd) Kyle McCartney, DB (2nd)				
2010	Micah Hannam, OL Chima Nwachukwu, DB Chris Prummer, C Casey Hamlett, DE Kevin Kooyman, DE Jared Karstetter, WR Kyle McCartney, S Andrei Lintz, TE (2nd) Jared Karstetter, WR Kyle McCartney, S Andrei Lintz, TE (2nd)				
2011	Andrei Lintz, TE (1st) Zach Brevick, OL (2nd) Travis Long, LB (2nd) Alex Den Bleyker, LS (HM) John Fullington, OL (HM) Andrew Furney, K (HM) David Gilbertson, QB (HM) Logan Mayes, LB (HM) Kristoff Williams, WR (HM)				
2012	Kristoff Williams, WR (1st) John Fullington, OL (2nd) Elliott Bosch, O (HM) Zach Brevick, OL (HM) Jared Byers, LB (HM) Alex Den Bleyker, LS (HM) Andrew Furney, K (HM)				
2013	Taylor Taliulu, S (HM) Peyton Pelluer, LB (1st) Mitchell Peterson, LB (1st) River Cracraft, WR (HM) Sam Flor, OL (HM) Jacob Seydel, OL (HM) Peyton Pelluer, LB (2nd) Joe Dahl, OL (HM) Isaac Dotson, S (HM) Luke Falk, QB (HM) Sam Flor, OL (HM) Peyton Pelluer, LB (2nd) Tristan Brock, LB (HM) Isaac Dotson, LB (HM) Luke Falk, QB (HM) Eduardo Middleton, OL (HM) Brandon Arconado, WR (2nd) Peyton Pelluer, LB (2nd) Nick Begg, DL (HM) Tristan Brock, DL (HM) Kyle Celli, LS (HM) Taylor Comfort, DL (HM) Isaac Dotson, LB (HM) Luke Falk, QB (HM) Dezmon Patmon, WR (HM) Trey Tinsley, HOLDER (HM) Taylor Comfort, DL (1st) Nick Begg, DL (2nd) Karson Block, DL (2nd) Clay Markoff, RB (2nd) Peyton Pelluer, LB (2nd) Brandon Arconado, WR (HM) Tristan Brock, DL (HM) Jack Crane, K (HM) Cole Dubots, LB (HM) Travell Harris, WR (2nd) Liam Ryan, OL (HM) Trey Tinsley, HOLDER (HM) Brandon Arconado, WR Lucas Bacon, WR Beau Braden, DL Mitchell Delmage, DB Travell Harris, WR/KR Dallas Hobbs, DL Clay Markoff, RB Hank Pladson, LB Seth Yost, OL Andrew Boyle, K Gunner Cruz, QB Joshua Erling, LB Ma'ake Fifita, OL Engineering Dallas Hobbs, DL Dean Janikowski, K Clay Markoff, RB				
2014	Quinn McCarthy, DL Christian Mejia, DL William Overstreet, DB Hank Pladson, LB Simon Samarzich, LS Kyle Thornton, LB Seth Yost, OL				
2015	Andrew Boyle, K Josh Erling, LB Maake Fifita, OL Dean Janikowski, K Armani Marsh, Nckl Quinn McCarthy, OL Christian Mejia, DL Drake Owen, WR Simon Samarzich, LS Kyle Thornton, LB Seth Yost, OL				
2021	Alec Eckert, DL Andrew Edson, DL Joshua Erling, LB Ma'ake Fifita, OL Luke Holcomb, QB Brennan Jackson, DL Dean Janikowski, K Sam Lockett III, DB Nusi Malani, DL Quinn McCarthy, OL Christian Mejia, DL Cole Norah, DB Drake Owen, WR Simon Samarzich, LS Jaxon Sawyer, RB Kyle Thorton, LB Hudson Cedarland, LB Alex Eckert, DL Andrew Edson, Edge Joshua Erling, LB Van Fessler, WR Ma'ake Fifita, OL Nick Haberer, P Brennan Jackson, Edge Dean Janikowski, K Bryson Lamb, DL Gauge Machado, OL John Mateer, QB Zack Miller, OL Cole Norah, DB Jalen Ridgeway, RB Simon Samarzich, LS Leyton Smithson, DB Kyle Thornton, LB				
2022					
2023					

*Changed to Pac-12 Fall Academic Honor Roll in 2019

COSIDA

ACADEMIC ALL-AMERICA

1972	Steve Hamilton, RB (2nd)
1977	Dan Doornick, RB (2nd)
1981	Kevin Sloan, OL (2nd)
1989	Jason Hanson, PK (1st)
1990	Jason Hanson, P (1st)
	Lee Tilleman, DL (1st)
1991	Jason Hanson, PK (1st)
2005	Troy Bienemann, TE (2nd)
2009	Chima Nwachukwu, DB (2nd)
2010	Chima Nwachukwu, DB (2nd)
2019	Brandon Arconado, WR (1st)

COSIDA

ALL-DISTRICT VIII

1989	Jason Hanson, PK (1st)
1990	Jason Hanson, PK (1st)
	Lee Tilleman, DL (1st)
1991	Jason Hanson, PK (1st)
	Lee Tilleman, DL (1st)
1999	Steve Gleason, LB (1st)
	Serign Marong, LB (2nd)
2001	Collin Henderson, WR (1st)
	Mark Baldwin, TE (2nd)
	Drew Dunning, PK (2nd)
	Serign Marong, LB, (2nd)
	Jeremy Williams, DL (2nd)
2003	Troy Bienemann, TE (1st)
	Jeremy Williams, DL (1st)
	Riley Fitt-Chappell, OL (2nd)
2004	Troy Bienemann, TE (1st)
2005	Troy Bienemann, TE (1st)
	Alex Brink, QB (1st)
	Riley Fitt-Chappell, OL (1st)
2006	Alex Brink, QB (1st)
2007	Romeen Abdolmohammadi, PK (2nd)
	Alex Brink, QB (2nd)
	Jed Collins, TE (2nd)
	Micah Hannam, OL (2nd)
	Matt Mullennix, DL (2nd)

NFF

SCHOLAR ATHLETES

1982	Greg Porter
1988	Ed Tingstad
1991	Jason Hanson
2007	Alex Brink
2011	Jared Karstetter

PAC-12 FOOTBALL STUDENT-ATHLETE OF THE YEAR

2011	Jared Karstetter
------	------------------

PAC-12 CONFERENCE SPORTSMANSHIP AWARD

2015-16	Riley Sorenson
---------	----------------



1960 [1959 SEASON]

NFL DRAFT (2)

6th (3/63) Gail Cogdill, WR, Detroit
6th (6/66) Don Ellersick, WR, Los Angeles Rams

1961 [1960 SEASON]

NFL DRAFT (1)

5th (5/61) Keith Lincoln, RB, Chicago

1962 [1961 SEASON]

NFL DRAFT (3)

9th (14/126) Peter Schenck, RB, Green Bay
17th (12/236) Mike Martin, OL, Philadelphia
20th (9/275) Herm McKee, RB, Baltimore

1963 [1962 SEASON]

NFL DRAFT (2)

4th (8/50) Hugh Campbell, WR, San Francisco
6th (11/81) Dave Mathieson, QB, Chicago

1964 [1963 SEASON]

NFL DRAFT (2)

12th (8/162) Kenny Graham, DB, Baltimore
13th (10/178) Glenn Baker, OL, Pittsburgh

1965 [1964 SEASON]

NFL DRAFT (2)

1st (9/9) Clancy Williams, RB, Los Angeles Rams
19th (2/254) Dale Ford, RB, San Francisco

1966 [1965 SEASON]

NFL DRAFT (0)

None

1967 [1966 SEASON]

NFL DRAFT (3)

2nd (11/37) Rich Sheron, TE, New York Jets
6th (5/138) Bud Norris, TE, Miami
11th (8/271) Bob Trygstad, DT, Minnesota

1968 [1967 SEASON]

NFL DRAFT (1)

5th (1/112) Dave Middendorf, OL, Cincinnati

1969 [1968 SEASON]

NFL DRAFT (1)

7th (16/172) Steven Van Sinderen, OL, San Francisco

1970 [1969 SEASON]

NFL DRAFT (3)

15th (10/374) Jim Vest, DE, New Orleans
15th (24/388) Fred Moore, WE, Oakland
17th (6/422) Richard Smith, RB, Cincinnati

1971 [1970 SEASON]

NFL DRAFT (0)

None

1972 [1971 SEASON]

NFL DRAFT (2)

4th (3/81) Bernard Jackson, RB, Cincinnati
14th (13/351) John Van Reenan, DE, San Diego

1973 [1972 SEASON]

NFL DRAFT (1)

9th (17/225) Ty Paine, QB, New York Giants

1974 [1973 SEASON]

NFL DRAFT (3)

6th (22/152) Robin Sinclair, DB, Cincinnati
8th (8/190) Ken Grandberry, RB, Chicago
9th (4/212) Tom Wickert, OL, Miami

1975 [1974 SEASON]

NFL DRAFT (3)

3rd (8/60) Andrew Jones, RB, New Orleans
3rd (9/61) Geoff Reece, C Los Angeles Rams
10th (23/257) Joe Danelo, K, Miami

1976 [1975 SEASON]

NFL DRAFT (4)

10th (10/275) Robin Ross, OL, San Francisco
13th (23/370) Mark Young, OL, Oakland
14th (8/383) Mark Husfloen, DE, Atlanta
15th (2/405) Dan Smith, OL, Seattle

1977 [1976 SEASON]

NFL DRAFT (0) - None

1978 [1977 SEASON]

NFL DRAFT (8)

1st (19/19) Ken Greene, CB, St. Louis
4th (3/87) Don Schwartz, SS, New Orleans
6th (26/164) Mike Levenseller, WR, Oakland
7th (8/174) Dan Doornink, RB, New Orleans
8th (25/219) Don Hover, LB, Washington
8th (26/220) Gavin Hedrick, P, San Diego
12th (6/312) Eason Ramson, TE, Green Bay
12th (12/318) Mark Patterson, DB, Detroit
NFL FREE AGENT (0)
CFL (1)
Brian Kelly, WR, Edmonton

1979 [1978 SEASON]

NFL DRAFT (1)

1st (3/3) Jack Thompson, QB, Cincinnati
NFL FREE AGENT (1)
George Yarno, DL, Tampa Bay

1980 [1979 SEASON]

NFL DRAFT (4)

4th (25/108) Bob Gregor, DB, San Diego
11th (15/292) Tali Ena, RB, Seattle
12th (2/307) Ray Williams, RB, Detroit
12th (4/309) Tyrone Gray, WR, St. Louis
NFL FREE AGENT (1)
Mike Snow, DB, New York Giants

1981 [1980 SEASON]

NFL DRAFT (5)

4th (8/91) Scott Pelluer, LB, New Orleans
9th (9/230) Samoa Samoa, QB, Cincinnati
9th (15/236) Jim Whatley, WR, Seattle
9th (25/246) Mike Wilson, WR, Dallas
10th (19/267) Allan Kennedy, OT, San Francisco
NFL FREE AGENT (4)
Brian Fiones, NG, Seattle
John Little, OT, Dallas
Greg Sykes, OG, Seattle
Mike Washington, RB, Buffalo

1982 [1981 SEASON]

NFL DRAFT (4)

5th (27/138) Paul Sorensen, DB, Cincinnati
6th (1/140) Pat Beach, TE, Baltimore
8th (2/197) Ken Collins, DT, New England
11th (9/288) Jeff Keller, WR, Atlanta
NFL FREE AGENT (3)
Nate Bradley, DB, Atlanta
Matt Elisara, NG, Denver
Mark McKay, OG, Denver
CFL (1)
Mike Walker, DT, Hamilton

1983 [1982 SEASON]

NFL DRAFT (2)

11th (6/285) Steve Sebahar, C, Philadelphia
12th (4/311) Clete Casper, QB, Los Angeles Rams
NFL FREE AGENTS (3)
Tim Harris, RB, Pittsburgh
T.J. Jones, WR, Seattle
James Matthews, RB, New York Jets
USFL DRAFT (3)
13th (154/10) Kevin Sloan, OT, Michigan
16th (192/12) Tim Harris, RB, Los Angeles
24th (282/6) Steve Sebahar, C, Oakland

1984 [1983 SEASON]

NFL DRAFT (3)

1st (13/13) Keith Millard, DT, Minnesota
3rd (6/62) Eric Williams, DT, Detroit
11th (12/292) Charlie Flager, OT, New England
NFL FREE AGENTS (3)
Ralf Uebel, OL, Denver
Joe Taylor, DB, Denver
John Winslow, OT, Kansas City
USFL DRAFT (6)
1st (5/5) Keith Millard, DT, Arizona
1st (20/20) Eric Williams, DT, New Jersey
6th (123/15) Ricky Turner, QB, San Antonio
8th (164/14) Charlie Flager, OT, Arizona
14th (284/8) Joe Taylor, SS, New Orleans
17th (342/6) Dan Lynch, OG, Jacksonville
CFL (1)
Ricky Turner, QB, Toronto

1985 [1984 SEASON]

NFL DRAFT (2)

8th (28/224) Milford Hodge, DT, New England
12th (26/334) Dan Lynch, OG, Denver
NFL FREE AGENT (3)
Lee Blakeney, LB, Denver
Sam Burris, WR, Dallas
John Marshall, WR, Kansas City
CFL (3)
Mike Palumbo, OG, Calgary
Rico Tipton, LB, Calgary
Junior Tupuola, LB, Calgary

1986 [1985 SEASON]

NFL DRAFT (4)

2nd (19/46) Erik Howard, DT, New York Giants
3rd (2/57) Rueben Mayes, RB, New Orleans
6th (8/146) Mark Rypien, QB, Washington
9th (12/261) Junior Tautalatasi, RB, Philadelphia
NFL FREE AGENT (1)
Cedrick Brown, CB, Philadelphia
CFL (2)
Peter Emsky, OG, Edmonton
Glenn Harper, P, Edmonton

1987 [1986 SEASON]

NFL DRAFT (4)

2nd (8/36) Ricky Reynolds, DB, Tampa Bay
5th (16/128) Kitrick Taylor, WR, Kansas City
7th (3/171) Kerry Porter, RB, Buffalo
8th (7/202) Michel James, WR, Houston
NFL FREE AGENT (0)

1988 [1987 SEASON]

NFL DRAFT (3)

3rd (19/74) James Hasty, DB, New York Jets
7th (25/190) Brian Forde, LB, New Orleans
11th (27/304) Richard Calvin, RB, Denver
NFL FREE AGENT (3)
Chris Hiller, DL, Dallas
Chris Leighton, TE, Dallas
Marvin Adams, DL, Washington

1989 [1988 SEASON]

NFL DRAFT (3)

3rd (3/59) Mike Utley, OL, Detroit
8th (26/221) Chris Dyko, OL, Chicago
11th (14/293) Artie Holmes, DB New York Jets
NFL SUPPLEMENTAL DRAFT (1)
1st (1/1) Timm Rosenbach, QB, Phoenix
NFL FREE AGENT (4)
Ivan Cook, DE, Atlanta
Maury Metcalf, LB, Atlanta
Jim Michalczik, OG, Phoenix
Ken Kuiper, OT, Dallas
CFL (1)
Tuineau Alipate, LB, Saskatchewan

1990 [1989 SEASON]

NFL DRAFT (6)

1st (20/20) Steve Broussard, RB, Atlanta
5th (3/112) Tony Savage, DT, New York Jets
6th (24/161) Tim Stallworth, WR, Los Angeles Rams
7th (17/182) Dan Grayson, LB, Pittsburgh
8th (11/204) Doug Wellsandt, TE, Cincinnati
11th (26/302) Tim Downing, DT, New York Giants
NFL FREE AGENT (6)
Rob Myers, P, Cincinnati
Rodd Olson, TE, Seattle
Randy Gray, DE, Seattle
John Husby, OT, Denver
Mark Ledbetter, LB, New Orleans
Paul Wulff, C, New York Jets
CFL (1)
Marlin Brown, DE, Calgary
Maury Metcalf, LB ('89 draft), Saskatchewan

1991 [1990 SEASON]

NFL DRAFT (0)

NFL FREE AGENT (3)
Steve Cromer, OL, Green Bay
Calvin Griggs, WR, Seattle
Ron Young, WR, NY Jets
CFL (2)
Curt Newton, LB, British Columbia
Rich Swinton, RB, Calgary

1992 [1991 SEASON]

NFL DRAFT (4)

2nd (28/56) Jason Hanson, K, Detroit
5th (14/126) Michael Wright, DB, NY Giants
9th (14/238) Anthony Prior, DB, NY Giants
11th (9/289) Augustin Olobia, WR, Cleveland
NFL FREE AGENT (0)
CFL (1)
3rd (4/20) Konrad Pimiskern, OL, Winnipeg (DNP, returned to play for WSU)

1993 [1992 SEASON]

NFL DRAFT (3)

1st (1/1) Drew Bledsoe, QB, New England
4th (15/99) Lewis Bush, DL, San Diego
7th (1/169) Clarence Williams, TE, Denver
NFL FREE AGENT (6)
Bob Garman, OL, Phoenix
Kurt Loertscher, LB, Washington
Phillip Bobo, WR, Los Angeles Rams
C.J. Davis, WR, Seattle
Shaumbe Wright-Fair, RB, Detroit
Robbie Tobeck, C, Atlanta

1994 [1993 SEASON]

NFL DRAFT (0)

NFL FREE AGENT (5)
Brett Carolan, TE, San Francisco
Josh Dunning, OL, Chicago
Brian Ford, DT, Philadelphia
Anthony McClanahan, LB, Dallas
Deron Pointer, WR, Indianapolis
CFL (2)
Aaron Price, K, Sacramento
Robert Turner, DB, Sacramento

1995 [1994 SEASON]

NFL DRAFT (4)

1st (13/13) Mark Fields, LB, New Orleans
3rd (29/93) Don Sasa, DT, San Diego
3rd (31/95) Torey Hunter, DB, Houston
7th (33/241) Chad Eaton, DL, Phoenix
NFL FREE AGENT (2)
Ron Childs, LB, Kansas City
DeWayne Patterson, DL, Seattle
CFL (2)
Singor Mobley, DB, Edmonton
John Rushing, DB, Birmingham

1996 [1995 SEASON]

NFL DRAFT (1)

7th (1/210) Chris Hayes, LB, New York Jets
NFL FREE AGENT (2)
Brian Walker, DB, Washington
Dwayne Sanders, DL, New York Jets
CFL (1)
Mark Pimiskern, LB, British Columbia

1997 [1996 SEASON]

NFL DRAFT (3)

2nd (27/57) James Darling, lb, Philadelphia
3rd (21/81) Scott Sanderson, ol, Houston
5th (9/139) Chad Carpenter, wr, Arizona
NFL FREE AGENT (1)
Shad Hinchin, db, San Diego
CFL (1)
Bryan Chiu, Montreal

1998 [1997 SEASON]

NFL DRAFT (4)

1st (1/2) Ryan Leaf, qb, San Diego
2nd (1/31) Leon Bender, Oakland
2nd (26/56) Dorian Boose, de, NY Jets
7th (8/197) Jason McEndoo, c, Seattle
NFL FREE AGENT (9)
Michael Black, rb, Seattle
Shane Doyle, de, Buffalo
Chris Jackson, wr, Seattle
Ray Jackson, db, Carolina
Shawn McKenzie, wr, San Francisco
Shawn McWashington, wr, Kansas City
Brandon Moore, lb, Kansas City
Duane Stewart, db, Buffalo
Cory Withrow, og, Minnesota

1999 [1998 SEASON]

NFL DRAFT (1)

7th (36/242) Dee Moronkola, cb, Jacksonville
NFL FREE AGENT (4)
Gary Holmes, dt, Seattle
Jonathan Nance, de, Seattle
Love Jefferson, te, Chicago
Rob Rainville, ot, Oakland
CFL (1)
1st (1/1) Rob Meier, dt, British Columbia

2000 [1999 SEASON]

NFL DRAFT (1)

7th (35/241) Rob Meier, dt, Jacksonville
NFL FREE AGENTS (5)
Rian Lindell, pk, Dallas
Kareem Anderson, p, Washington
Steve Gleason, lb, Indianapolis
Earl Riley, db, Kansas City
Ryan Tujague, ol, New England

2001 [2000 SEASON]

NFL DRAFT (1)

4th (21/116) Milton Wynn, wr, St. Louis
NFL Free Agents (1)
Marcus Williams, wr, Indianapolis

2002 [2001 SEASON]

NFL DRAFT (2)

2nd (6/38) Raonall Smith, lb, Minnesota
2nd (9/41) Lamont Thompson, db, Cincinnati
NFL FREE AGENTS (4)
Joey Hollenbeck, ol, St. Louis
Nakoa McElrath, wr, Jacksonville/Seattle
Billy Newman, s, Tennessee
Tupo Tuupo, de, San Diego

2003 [2002 SEASON]

NFL DRAFT (2)

1st (11/11) Marcus Trufant, CB, Seattle
4th (29/126) Rien Long, DT, Tennessee
NFL FREE AGENTS (5)
Mike Bush, WR, San Francisco
Jason Gesser, QB, Tennessee
Jerome Riley, WR, Tennessee
Derrick Roche, OL, Tennessee
John Tippins, RB, Baltimore

2004 [2003 SEASON]

NFL DRAFT (3)

3rd (19/82) Devard Darling, WR, Baltimore
4th (29/125) Jason David, CB, Indianapolis
5th (11/143) Erik Coleman, FS, NY Jets
NFL FREE AGENTS (8)
D.D. Acholonu, LB, Buffalo
Isaac Brown, LB, Seattle
Jermaine Green, RB, NY Giants
Matt Kegel, QB, Minnesota
Sammy Moore, WR, Seattle
Josh Parrish, OL, Pittsburgh
Jonathan Smith, RB, Kansas City
Virgil Williams, S, Chicago

2005 [2004 SEASON]

NFL DRAFT (3)

3rd (12/76) Karl Paymah, CB, Denver
6th (37/211) Calvin Armstrong, OT, Philadelphia
7th (17/231) Hamza Abdullah, DB, Tampa Bay
NFL FREE AGENTS (1)
Sam Lightbody, OL, Houston

2006 [2005 SEASON]

NFL DRAFT (1)

5th (12/145) Jerome Harrison, RB, Cleveland
NFL FREE AGENTS (4)
Kyle Basler, P, Cleveland
Troy Bienemann, TE, New Orleans
Omawale Dada, CB, New York Jets
Nick Muhlhauser, C, San Diego
CFL (1)
1st (1/1) Adam Braidwood, DE, Edmonton

2007 [2006 SEASON]

NFL DRAFT (2)

3rd (12/76) Jason Hill, WR, San Francisco
5th (28/165) Eric Frampton, S, Oakland
NFL FREE AGENTS (5)
Cody Boyd, TE, Pittsburgh
Tyron Brackenridge, CB, Kansas City
Mkristo Bruce, DE, Miami
Steve Dildine, LB, San Francisco
Charles Harris, OL, Tennessee

2008 [2007 SEASON]

NFL DRAFT (1)

7th (16/223) Alex Brink, QB, Houston
NFL FREE AGENTS (5)
Husain Abdullah, DB, Minnesota
Michael Bumpus, WR, Seattle
Jed Collins, TE, Philadelphia
Charles Dillon, WR, Indianapolis
Ropati Pitoitua, DT, New York Jets

2009 [2008 SEASON]

NFL DRAFT (1)

6th (21/194) Brandon Gibson, WR, Philadelphia
NFL FREE AGENTS (1)
Devin Frischknecht, TE, Washington

2010 [2009 SEASON]

NFL DRAFT (0)

NFL FREE AGENTS (1)
Kenny Alfred, C, Tennessee
CFL (2)
1st (1/2) Joe Eppele, OL, Toronto
3rd (Supplemental) Johnny Forzani, WR, Calgary

2011 [2010 SEASON]

NFL DRAFT (1)

6th (38/203) Zack Williams, C, Carolina
NFL FREE AGENTS (1)
Reid Forrest, P, Buffalo

2012 [2011 SEASON]

NFL DRAFT (0)

NFL FREE AGENTS (4)
Alex Hoffman-Ellis, LB, St. Louis
David Gonzales, OL, San Francisco
Brandon Rankin, DL, Detroit
Jared Karstetter, WR, Detroit

2013 [2012 SEASON]

NFL DRAFT (1)

7th (30/236) Marquess Wilson, WR, Chicago
NFL FREE AGENTS (1)
Wade Jacobson, OL, Washington
Travis Long, LB, Philadelphia
Jeff Tuel, QB, Buffalo

2014 [2013 SEASON]

NFL DRAFT (1)

1st (27/27) Deone Bucannon, S, Arizona
NFL FREE AGENTS (2)
John Fullington, OL, San Francisco
Andrew Furney, K, New York Jets

2015 [2014 SEASON]

NFL DRAFT (2)

3rd (96/32) Xavier Cooper, DL, Cleveland
4th (123/24) Vince Mayle, WR, Cleveland
NFL FREE AGENTS (2)
Connor Halliday, QB, Washington
Kalafitoni Pole, DL, Cincinnati

2016 [2015 SEASON]

NFL DRAFT (1)

5th (151/12) Joe Dahl, OL, Detroit
NFL FREE AGENTS (3)
Ivan McLennan, LB, Atlanta
Destiny Vaeao, DL, Philadelphia
Dom Williams, WR, San Diego

2017 [2016 SEASON]

NFL DRAFT (1)

7th (221/3) Shalom Luani, S, Oakland
NFL FREE AGENTS (E)
River Cracraft, WR, Denver
Gabe Marks, WR, New York Jets

2018 [2017 SEASON]

NFL DRAFT (2)

5th (138/1) Cole Madison, OL, Green Bay
6th (199/25) Luke Falk, QB, Tennessee
NFL FREE AGENTS (3)
Daniel Ekuale, DL, Cleveland
Frankie Luvu, LB, New York Jets
Hercules Mata'afa, DL, Minnesota

2019 [2018 SEASON]

NFL DRAFT (2)

1st (22/22) Andre Dillard, OL, Philadelphia
6th (178/5) Gardner Minshew II, QB, Jacksonville
NFL SUPPLEMENTAL DRAFT (1)
5th (5/1) Jalen Thompson, DB, Arizona
NFL FREE AGENTS (1)
James Williams, RB, Kansas City

2020 [2019 SEASON]

NFL DRAFT (1)

6th (212/33) Dezmon Patmon, WR, Indianapolis
NFL FREE AGENTS (3)
Anthony Gordon, QB, Seattle
Frederick Mauigoa, OL, Carolina
Easop Winston Jr., WR, Los Angeles Rams

2021 [2020 SEASON]

NFL DRAFT (0)

NFL FREE AGENTS (1)
Oscar Draguicevich III, P, Carolina

2022 [2021 SEASON]

NFL DRAFT (2)

3rd (72/8) Abraham Lucas, OL, Seattle
7th (243/23) Jaylen Watson, CB, Kansas City
NFL FREE AGENTS (1)
Max Borghi, RB, Indianapolis
Travell Harris, WR, Cleveland
Calvin Jackson, Jr., WR, New York Jets
Liam Ryan, OL, Seattle
Jahad Woods, LB, Pittsburgh

2023 [2022 SEASON]

NFL DRAFT (1)

3rd (85/22) Daiyan Henley, LB, Los Angeles Chargers
NFL FREE AGENTS (2)
Derrick Langford, DB, New York Jets
Armani Marsh, DB, New York Jets

2024 [2023 SEASON]

NFL DRAFT (3)

4th (133/33) Jaden Hicks, S, Kansas City Chiefs
5th (154/19) Brennan Jackson, Edge, Los Angeles Rams
5th (157/22) Chau Smith-Wade, CB, Carolina Panthers
NFL FREE AGENTS (2)
Cam Lampkin, CB, Los Angeles Rams
Ron Stone, Jr., Edge, Las Vegas Raiders

NOTES

* = Year cited is the year the draft was held in, thus 1978 refers to those who played football at WSU in the fall of 1977.
NOTE - Figures in parentheses represent the draft position in the round/total draft position.

WSU'S NFL SUMMARY 1978-2024

Most Players Drafted: Eight in 1978
Most Players Drafted First: One, 1989 and 1993
1989 (1) - Timm Rosenbach, QB, Phoenix (supplemental)
1993 (1) - Drew Bledsoe, QB, New England
Most Players Drafted First Round: One, 11 times
1978 (19) - Ken Green, CB, St. Louis
1979 (3) - Jack Thompson, QB, Cincinnati
1984 (13) - Keith Millard, DT, Minnesota
1989 (1) - Timm Rosenbach, QB, Phoenix (supplemental)
1990 (20) - Steve Broussard, RB, Atlanta
1993 (1) - Drew Bledsoe, QB, New England
1995 (13) - Mark Fields, LB, New Orleans
1998 (2) - Ryan Leaf, QB, San Diego
2003 (11) - Marcus Trufant, CB, Seattle
2014 (27) - Deone Bucannon, S, Arizona
2019 (22) - Andre Dillard, OL, Philadelphia
Most Players Drafted First Two Rounds: Three in 1998
Most Players Drafted First Three Rounds: Three in 1995, 1998
Total Players Drafted, 1978-2024: 105
Total Cougars Drafted by Round*:
1 - 11, 2 - 8, 3 - 13, 4 - 10, 5 - 13, 6 - 9, 7 - 13, 8 - 7,
9 - 5, 10 - 1, 11 - 7, 12 - 7

* = [NFL conducted 12-round draft through 1992, then reduced to seven rounds beginning with the 1993 draft.]



NO.	NAME	POS	HT.	WT.	HOMETOWN	HIGH SCHOOL	LETTER YEARS
A							
82	Michael Abbott	E	6-0	167	Seattle	West Seattle	1961-62
74	William B. Abbott	G/T	6-3	230	Spokane	Central Valley	1967-68
19	Romeen Abdolmohammadi	K	6-0	235	Camano Island	Stanwood	2006-07
28	Hamza Abdullah	FS	6-3	210	Pomona, Calif.	Pomona	2001-04
23	Husain Abdullah	FS	6-1	197	Pomona, Calif.	Pomona	2004-07
33	Richard Abrams	F	5-11	210	Bellingham	Bellingham	1945-46
17	D.D. Acholonu	DE	6-3	245	Seattle	Inglesmoor	2000-03
9	Kearney Adams	WR	5-9	165	Gilbert, Ariz.	Gilbert	1994-95
4	Kevin Adams	PK	5-11	181	Everett	Cascade	1986-87
87	Marvin Adams	DE	6-6	250	Modesto, Calif.	Central Catholic	1985-87
98	Anthony Adedipe	DE	6-3	254	E. Palo Alto, Calif.	Washington	1999-00
22	Tracy Adkins	DB	5-11	170	Los Angeles, Calif.	Manual Arts	1982-83
77	Patrick Afif	OL	6-7	325	Temecola, Calif.	Temecola	2003-04
3	James Agee	Q	5-10	168	Dayton	Dayton	1932-33-34-35
88	John Mike Agee	Q	5-10	174	Alexandria, Va.	George Washington	1957-59
44	Mark Ahlberg	TE	6-5	262	Fullerton, Calif.	Troy	2002
7	Edwin Ahlskog	G		190	Coeur d'Alene	Coeur d'Alene	1923-24
3	Harold Ahlskog	T	6-1	195	Spokane	Lewis & Clark	1928-29-30
92	Fevae'a'i (A'i) Ahmu	DT	6-0	280	San Diego, Calif.	Serra	2005-07
90	Misiona Aiulupotea-Pei	DL	6-3	265	Gold Coast, Australia	Riverside CC	2018-19
6	Frank Akins	RH	5-10	190	Spokane	Rogers	1939-40-41
48	Harold Akins	F	5-10	176	Spokane	Rogers	1942-46-47
18	Al-Uqdash, Taariq	LB	6-0	224	S. Central L.A., Calif.	City Honors Prep.	2023
3	Terry Alberta	PK	6-2	190	Billings, Mont.	Billings	1976
69	Robert Aldrich	OG-C	6-2	228	Sunnyvale, Calif.	Freemont	1972-73-74
20	Swinton Aldrich	Q	5-11	170	Honolulu, Hawaii	Kamehameha	1956-57
90	Ing Aleaga	DL	6-3	285	Aiea, Hawaii	Aiea	1999-2001
	Elmer Alexander	RHB		160	Pasco	Pasco	1922
69	Kenny Alfred	OL	6-3	289	Gig Harbor	Gig Harbor	2006-09
55	Tuineau Alipate	MLB	6-2	238	Union City, Calif.	Logan	1985-86-87-88
12	DeWayne Allen	E	6-1	172	Huntington Park, Calif.		1934-36
19	Kourtney Allen	WR	5-10	171	Kansas City, Kan.	Summit	1996
18	Bert Allinger	F	6-0	194	Vancouver	Vancouver	1949
8	Jeremiah Allison	LB	6-2	220	Los Angeles, Calif.	Dorsey	2012-15
76	Walter Altobelli	T	5-8	220	Los Angeles, Calif.	Los Angeles	1959
22	Reynaldo Alvarado	H	5-11	205	Los Angeles, Calif.	Los Angeles	1955
	Emory Alvord	DT	6-0	180	McCammon, Idaho	Pocatello	1914-15
59	Martin Ancellotti	DT	6-0	207	Ukiah, Calif.	Ukiah	1969-70-71
49	Kevin Andal	TE	6-2	227	Seattle	Interlake	1988-89
26	Charles Anderson	TB	6-0	190	Seaside, Calif.	Seaside	1972-73-75
63	Crosby Anderson	LB	6-2	216	Seaside, Calif.	Luke Phillips	1970-71
4	Hjalmer Anderson	RE	6-0	197	Seattle	Ballard	1942
60	Jerry Anderson	G	6-0	195	Seattle	Shorecrest	1965-66
85	Jeshua Anderson	WR	6-2	188	Woodland Hills, Calif.	Taft	2007-08
9	Kareem Anderson	P	6-0	199	Phoenix, Ariz.	South Mountain	1998-99
22	Lavell Anderson	RB	5-7	170	San Diego, Calif.	Eastlake	2001
89	Neil Anderson	OE	6-3	240	Birds Landing, Calif.	Rio Vista	1965-66-67
21	Ray Anderson	T	6-2	193	Spokane	Rogers	1934-36
66	Robert Anderson	LH	6-1	174	Spokane	Gonzaga Prep	1945
84	Rod Anderson	DE	6-1	216	Pendleton, Ore.	Pendleton	1971-73
91	Terry Anderson	DT-L	6-5	240	Spokane	Gonzaga Prep	1975-77
3	Joe Angelo	Q	5-10	183	San Francisco, Calif.	Commerce	1936-38
45	Vincent Antonio	FB	5-11	210	Arroyo Grande, Calif.	Arroyo Grande	1962
2	Austin Apodaca	QB	6-3	193	Longmont, Colo.	Silver Creek	2013
6	Harry "Hack" Applequist	G	5-11	178	Marcus		1912-15
1	Ollie Arbelbide	H	5-10	171	Huntington Park, Calif.		1932-34
15	Armaunie Archie	CB	6-0	175	Vallejo, Calif.	El Cerrito	2019-20, 22
19	Brandon Arconado	WR	6-0	190	Chino Hills, Calif.	Bishop Amat	2017-19
10	Gene Arger	LG	5-9	181	Tacoma	Lincoln	1941-42, 45
67	Calvin Armstrong	OL	6-7	321	Centralia	Centralia	2001-04
42	Ed Armstrong	WR	6-1	197	Tacoma	Franklin Pierce	1968-70
42	Bob Arps	C	6-3	180	Tacoma	Lincoln	1946
26	Alvan Arzu	RB	5-10	205	Sylmar, Calif.	Notre Dame	1997, 1999
49	Moon Ashby	DL	6-4	210	San Jose, Calif.	Valley Christian	2020, 22
57	Kevin Ashworth	LB	6-1	219	Garden Grove, Calif.	Pacific	1991-92
29	Brandon Asuega-Stark	RB	5-10	219	Issaquah	Issaquah	2004-05
52	Jack Atwood	C	6-2	200	Compton, Calif.	Burbank	1956
55	Rick Austin	OL	6-3	338	Rialto, Calif.	Eisenhower	1995
32	Dylan Axelson	DB	5-10	212	Woodinville	Woodinville	2017
78	Steven Ayers	OL	6-4	304	Bellingham	Sehome	2008-09
45	Brock Aynsley	WR	6-2	185	Kelowna, B.C.	Larry Johnson	1969-72

B							
69	Leroy Babbitt	G	5-9	210	Pullman	Pullman	1961
10	Francis Bacoka	E	6-2	195	Everett	Everett	1945-47
82	Lucas Bacon	WR	6-2	202	Spokane	Mead	2020
5	Bryon Bailey	H	5-10	183	Seattle	West Seattle	1949-51
75	Mike Bailey	OT	6-4	274	Medford, Ore.	North Medford	1990, 92-93
43	Huarleen Bain	HB	6-0	195	Vancouver	Ft. Vancouver	1965
60	Richard Baird	LB	6-2	195	Seattle	Roosevelt	1965-67
78	Eugene D. Baker	T	5-10	196	Buckly	White River	1955-57
48	Fred Baker	Q	6-1	206	Mead	Mead	1942
74	Glenn Baker	T	6-3	240	Waitsburg	Waitsburg	1961-63
53	Ricky Baker	LB	5-11	220	Monroe	Monroe	2021

86	Tom Baker	LE	5-11	180	Tacoma	Stadium	1947-49
26	Tyler Baker	WR	5-10	180	Bullard, Texas	Brook Hill	2014-15
89	Mark Baldwin	TE	6-6	245	Brandon, Miss.	Brandon	2000-01
32	Richard Baldwin	T	6-3	215	Bellingham	N. Cent. Spokane	1967
89	Clete Baltes	E	6-0	190	Versailles, Ohio	Versailles	1962-63
56	Chris Baltzer	LB	6-0	235	Eugene, Ore.	Sheldon	2004-05, 07
14	Benton "Biff" Bangs	RH	5-10	170	Albion, Ida.		1914-17
12	Jeff Banks	P	6-0	175	Upland, Calif.	Bishop Amat	1996-97
9	Mory Banks	DB	5-11	198	Los Angeles, Calif.	Crenshaw	1999-00
4	Rex Bantz	F	6-0	185	Chehalis	Chehalis	1938-39
15	William Bantz	T	6-5	205	Chehalis	Chehalis	1937-39
93	Dave Barber	DT	6-2	195	Rancho Cordova, Calif.	Cordova	1977
92	Robert Barber	NT	6-3	297	Pago Pago, Amer. Samoa	Faga'itua	2013-16
89	Edward R. Barker	E	6-3	200	Sunnyside	Sunnyside	1950-52
	Frank T. "Cack" Barnard	E			Seattle	Seattle H.S.	1900-02
62	Charles Barnes	G	6-1	195	Santa Maria, Calif.	Santa Maria	1962-63
79	Noel Barnes	C	6-5	245	Seattle	Franklin	1975-77
76	James Barney	T	6-1	190	Prineville, Ore.	Prineville	1956
80	Carl Barschig	TE	6-2	213	Pico Rivera, Calif.	Pico Rivera	1974-75
61	Steven Bartelle	LB	5-10	205	Pullman	Pullman	1966-68
19	Brett Bartolone	WR	5-10	187	La Habra, Calif.	La Habra	2012-13
81	Isaiah Barton	WR	6-1	187	Los Angeles, Calif.	Fresno CC	2010-11
8	Kyle Basler	P	6-3	234	McCleary	Elma	2002-05
24	Christian Bass	FS	6-2	224	Moreno Valley, Calif.	Canyon Springs	2004-07
8	Paul E. Bates	E	6-0	178	Albany, Ore.	Albany	1935-37
72	R. Burgess Bauder	DT	6-0	210	Tacoma	Wilson	1964-66
43	Eddie Bayne	H	5-11	166	Billings, Mont.	Billings	1936-38
22	Jouvensly Basil	RB	5-10	185	Naples, Fla.	Golden Gate	2019-20
89	Pat Beach	TE	6-4	235	Pullman	Pullman	1978-81
97	Mike Beasley	DT	6-4	237	Palo Alto, Calif.	Palo Alto	1982-83, 85
13	Myron Beck	LB	6-0	209	Seattle	Glendale College	2008-10
35	Charles Beckel	FB	6-1	190	Spokane	Gonzaga Prep	1952-54
30	Joe Beckman	RT	6-0	195	Tacoma	Stadium	1939-41
26	Bryce Beekman	S	6-2	190	Baton Rouge, La.	Arizona Western College	2019
89	Ick Begg	DL	6-5	260	Rancho Santa Margarita, Calif.	Santa Margarita	2016-18
13	Nan Bell	RB	5-10	201	Pasadena, Calif.	Taft	2005-06
25	Kay Bell	T	6-2	209	Seattle	Lincoln	1934-36
9	Renard Bell	WR	5-8	162	Los Angeles, Calif.	Cathedral	2017-20, 22
6	Henry Bendele	F	5-8	175	Seattle	Ballard	1931-33
91	Leon Bender	DT	6-5	308	Santee, Calif.	Santana	1996-97
6	Peyton Bender	QB	6-0	187	Fort Lauderdale, Fla.	Cardinal Gibbons	2015
73	Henry Bendix	QB	6-1	215	Spokane	Shadle Park	1967-69
5	LeRoy Bendix	G		180	Chewelah	Chewelah	1925-27
46	Patrick Bennett	LB	6-0	224	Forks	Forks	2001-04
12	Wally Bennett	QB	6-5	211	Bellevue	Newport	1973-76
4	Woodson Bennett	Q	5-11	160	Seattle	Albany, Ore.	1933-35
69	Kenneth Benson	G	5-11	190	The Dalles, Ore.		1956
70	William Benoit	T	6-5	215	East Bakersfield, Calif.	East Bakersfield	1962
75	Cade Beresford	OL	6-7	297	Woodinville, Wash.	Woodinville	2019
15	Garry Bergan	QB	6-2	185	Issaquah	Issaquah	1970-71
71	Dave Berger	DT	6-4	232	Oakland, Calif.	Skyline	1968-69
39	Wayne Berry	HB	6-0	170	LaGrande, Ore.	LaGrande	1951-53
68	William Berry	G	5-7	165	Pullman	Pullman	1958-60
3	Harold Bervin	E		180	Spokane	North Central	1923-25
71	George Beveridge	T	6-1	220	Temple City, Calif.	Temple City	1963-66
52	George Bican	T	6-1	192	Sacramento, Calif.	Sacramento	1931-33
81	Troy Bienemann	TE	6-4	258	Mt. View, Calif.	St. Francis	2002-05
90	Cleve Bigelow	CB	5-11	176	Compton, Calif.	Compton	1981
85	Mark Bircher	WR	6-1	184	Richland	Columbia	1985-86
13	Steve Birnbaum	QB	6-5	225	Chino Hills, Calif.	Ayala	1996-99
87	Dennis Birney	E	6-0	196	Covina, Calif.	Covina	1965
33	Jared Bjerkestrand	WR	6-4	208	Spokane	Shadle Park	2008
5	Michael Black	RB	6-0	206	Los Angeles, Calif.	Dorsey	1996-97
2	Daniel Blackledge	WR	6-0	181	Colorado Springs, Colo.	Palmer	2007-10
45	Louis Blakeley	FB	5-10	185	Sacramento, Calif.	C.K. McClatchy	1960-61
96	Lee Blakeney	SLB	6-0	234	Concord, Calif.	Ygnacio	1980-81-83-84
46	Louis Bland	LB	5-10	221	Modesto, Calif.	Central Catholic	2008-09
39	Morris Blankenbaker	RH	5-1	175	Yakima	Davis	1962
11	Drew Bledsoe	QB	6-5	224	Walla Walla	Walla Walla	1990-92
88	Ozell Bledsoe	DE	6-3	222	East St. Louis, Ill.	LA Harbor JC	1974
2	John Bley	T	6-2	194	Spokane	Lewis & Clark	1933-35
66	Raymond Blier	T	6-0	212	Colville	Colville	1956-58
50	Karson Block	DL	6-1	235	Mission Viejo, Calif.	Louisiana-Lafayette	2018-19
30	Mark Blocker	CB	5-9	164	Los Angeles, Calif.	Manual Arts	1982
10	Ed Blount	QB	5-11	190	Pasadena, Calif.	Blair	1984-86
8	Darryl Blunt	P	6-0	190	Los Angeles, Calif.	St. John Bosco	2006
62	Alan Boatman	C	6-2	265	Kettle Falls	Kettle Falls	1985-86
2	Phillip Bobo	WR	5-11	186	Moreno Valley, Calif.	Moreno Valley	1990-92
71	Matthew Bock	DL	6-2	270	Mission Viejo, Calif.	Santa Margarita	2011-13
18	George Bohannon	LE		180	Cle Elum	Cle Elum	1920-21
26	Jeremy Bohannon	SS	5-10	206	Richland	Richland	2001-04
45	Bennett Bontemps	WR	6-0	191	Puyallup	Rogers	2010-12
62	Elmo Bond	RT	6-3	200	Hoquiam	Hoquiam	1946
	Clarence "Digger" Boone	G			Chehalis	Chehalis	1917
	Holt Boone				Palouse	Palouse	1908
10	R. R. Boone	RH		187	Cunningham		1915-16
90	Dorian Boose	DE	6-6	282	Tacoma	Henry Foss	1996-97

WASHINGTON STATE FOOTBALL ALL TIME LETTERWINNERS

24

99	Eric Boose	DT	6-2	281	Tacoma	Foss	1999	26	Arthur Burns	RB	5-11	206	Corona, Calif.	Centennial	2010
52	Robert Booth	DE	6-2	242	Pasco	Pasco	1993-95	27	Greg Burns	CB	5-10	175	Los Angeles, Calif.	Dorsey	1991-93, 95
66	Steven Boots	MG	6-2	215	Sun Valley, Calif.	Poly	1965-67	64	Melvin Burrell	LB	6-0	195	Tacoma	Franklin Pierce	1967-69
82	Boone Borden	WR	6-0	187	Orting	Orting	1991-92	82	Sam Burris	WR	6-2	187	Los Angeles, Calif.	Gardena	1983-84
21	Max Borghi	RB	5-10	195	Arvada, Colo.	Pomona	2018-19, 21	3	Lorenzo Bursley	CB	5-8	175	Long Beach, Calif.	Long Beach Poly	2005
60	Elliott Bosch	OL	6-4	280	Spokane	Ferris	2010, 12-13	5	Angelo Busato	T	6-1	196	Renton		1931-33
95	Rod Bourke	DT	6-3	232	Aberdeen	Aberdeen	1984	32	Sam Busch	SLB	6-1	197	Colton	Colton	1976, 78-79
65	Jeff Bowen	OL	6-1	281	St. John, Wash.	St. John Endicott	2008	66	Steve Busch	LB	6-2	225	Colton	Colton	1969-71
85	William B. Bowen	G	6-0	190	Chicago, Ill.		1949-51	94	Tony Busch	OLB	6-0	200	Colton	Colton	1979
20	Al Bowers	RB	5-10	166	Boise, Idaho	Boise	1980-81	48	Lewis Bush	DE	6-3	239	Tacoma	Washington	1988-89, 91-92
23	Richard Bower	FB	5-11	205	Great Falls, Mont.	Great Falls	1950-52	5	Mike Bush	WR	6-6	210	Riverside, Calif.	Meridian	2001-02
46	Mike Bowlin	P	6-4	215	Aliso Viejo, Calif.	Saddleback JC	2012-13	52	Roy Busse	G	6-1	210	Bremerton	East	1961-63
80	Cody Boyd	TE	6-8	264	Bellingham	Ferndale	2003-06	37	Jared Byers	FB/LB	6-0	218	Pullman	Pullman	2009, 11-13
98	Bryan Boyer	DT	6-4	251	Lapwai, Idaho	Lapwai	2002, 04	62	John Byers	E		190	Spangle	Spangle	1931
26	James Boylan	RH	6-1	170	Van Nuys, Calif.	Van Nuys	1960-61	70	Bobby Byrd	OL	6-7	308	Oceanside, Calif.	Oceanside	2004-07
27	Andrew Boyle	K	6-2	197	Camas	Camas	2020	C							
16	James Boyle	Q	5-10	177	Seattle	Ballard	1941-42	10	Dennis M. Cadigan	S	5-11	190	Seattle	Garfield	1964, 66-67
4	Lee Braach	SLB	6-1	192	Des Moines	Mt. Rainier	1975	17	Frank Cady	E		157	Seattle		1924
12	Tyron Brackenridge	CB	6-0	186	Ontario, Calif.	Upland	2004, 2006	34	Teondray Caldwell	RB	5-8	198	Los Angeles, Calif.	Venice	2012-13
72	Harold Bradford	DT	6-2	248	New Orleans, La.	Wenatchee	1971	29	Paul Callow	H	5-7	155	Bremerton		1937-38
30	Nate Bradley	CB	5-10	186	Santa Ana, Calif.	Saddleback	1980-81	6	Jamire Calvin	WR	5-10	162	Pasadena, Calif.	Cathedral	2017-18, 20
44	Melvin Brady	HB	6-2	198	Buttonwillow, Calif.	Buttonwillow	1964-65	22	Richard Calvin	RB	6-0	210	Santa Ana, Calif.	Santa Ana Valley	1983-84-87
13	Adam Braidwood	DE	6-4	264	Delta, B.C.	Seaquam	2002-05	55	Melvin Camarena	DT	6-2	275	E. Palo Alto, Calif.	Clarmont	1999-00
63	Allen Branco	LB	6-0	205	San Leandro, Calif.	San Leandro	1961-62	7	Walter Camp	T	6-1	190	LaCrosse		1930-32
99	Mike Branigan	OLB	5-11	203	Santa Monica, Calif.	Palisades	1978-79	86	Hugh Campbell	E	6-1	180	Saratoga, Calif.	Los Gatos	1960-62
6	Thomas Branigan	G	5-9	184	Seattle	Seattle Prep	1940-42	35	Jerry Campbell	LH	5-8	175	Castro Valley, Calif.	Castro Valley	1960-61
75	Gary Branson	DT	6-3	223	Spokane	Shadle Park	1969-70	18	Robert D. Campbell	G	6-1	198	Enumclaw	Enumclaw	1935
13	Bob Bratkowski	SE	6-1	185	Green Bay, Wis.	Premontre	1974-76-77	7	Robert S. Campbell	T	6-3	192	Malone		1936
37	Dennis Braun	WLB	6-2	215	Corvallis, Ore.		1979	9	Terry Campbell	HB	5-11	175	Spokane	Rogers	1952-53
14	Stan Bray			170	Bellingham		1923	44	Francis Cano	F	6-0	195	San Francisco, Calif.	Poly	1958-60
46	Frederick C. (Bobo) Brayton	G	5-9	180	Birdsview	Hamilton	1947-49	81	Tom Caraher	DT	6-4	230	Vashon	Vashon	1972
49	Fritz Brayton	WR	6-1	195	Pullman	Pullman	1971-73		Edward Cardwell	E			Wilbur		1900-04
77	Buzz Brazeau	OT	6-5	260	Pullman	Pullman	1969-71	51	Herbert Carlson	C	6-0	195	Newberry, Mich.	Newberry	1951-53
53	Joe Brazeau	LB	6-2	213	Seattle	Seattle Prep	1993	32	Delbert Carmichael	FB	6-1	205	Yakima	Davis	1967-68
80	John Breland	SE	6-0	200	Seattle	Garfield	1982-84	89	Brett Carolan	TE	6-4	244	Novalto, Calif.	San Martin	1990-93
7	Earl Brenneis	RH	5-11	176	Anaslaska		1941-42	4	Anthony Carpenter	DB	6-0	195	Los Angeles, Calif.	Serra	2010-13
41	Quentin Breshears	K	6-0	183	Turlock, Calif.	Pitman	2014	17	Chad Carpenter	WR	6-0	204	Weiser, Idaho	Weiser	1993-96
9	Edwin Brett	E	6-2	194	Lewiston, Idaho		1933-35	16	Jason Carr	WR	5-10	162	Inglewood, Calif.	Morningside	1987
70	Zach Brevick	OL	6-5	278	Snoqualmie	Mount Si	2012-13	34	Paul Carr	RB	6-0	209	Bellevue	Interlake	1988-91
10	Alex Brink	QB	6-3	207	Eugene, Ore.	Sheldon	2004-07	91	Ben Carrillo	ILB	6-0	231	West Covina, Calif.	West Covina	1982-83, 85
9	Lance Broadus	DE	6-2	226	Woodland Hills, Calif.	Taft	2005-07	36	Mike Carter	SS	6-1	190	Seattle	Garfield	1972-74
44	Traian Brock	LB	6-0	255	Mount Vernon	Mount Vernon	2016-19	9	Clete Casper	QB	6-3	192	Seattle	Issaquah	1979-82
72	Herman (Joe) Brocker	T	6-2	210	Marysville	Marysville	1964		Cecil Cave	HB			Pullman		1906-09
75	Jerald Brockey	T	5-8	205	Seattle	Lincoln	1953-55	68	Ernest Cecaci	LG	5-11	205	Oakland	St. Mary's	1949
	David Brodie	HB			Monmouth, Ore.		1895	27	Cedarland, Hudson	LB	6-3	226	Gig Harbor	Gig Harbor	2023
37	Robert Brodie	FB	5-9	180	Palos Verdes, Calif.	El Segundo	1962	72	Kyle Celli	LS	6-1	240	Seattle	Bishop Blanchet	2017-18
7	Bert Brooks	T	6-0	175	Everett		1915	30	Vern Chamberlain	FB	6-1	219	Longview	Longview	1973-75
	Ray Brooks				Seattle	Franklin	1903	77	Mark Chandless	C	6-2	230	La Crescenta, Calif.	Crescenta Valley	1976-78
23	Leon Brooks	RB	5-7	175	Harbor City, Calif.	St. John Bosco	2011-13	16	Derek Chapman	QB	6-4	220	Chula Vista, Calif.	Chula Vista	1993-94
4	Rudy Brooks	HB	5-10	155	Hayward, Calif.	Hayward	1952	44	Ervin Chappell	LCB	5-11	180	Seattle	O'Dea	1983-86
78	Ted Brose	T	6-2	205	Port Orchard	South Kitsap	1952-54	20	Albert Charlton	HB	5-11	195	Spokane	Gonzaga Prep	1950-52
19	Jack Brossman	FS	6-0	198	Bothell	Bothell	1976, 78	95	Zach Charme	P/K	6-1	192	Boise, Idaho	Timberline	2015-16
16	Treshon Broughton	CB	6-0	170	Murrietta, Calif.	Vista Murrietta	2015-16	24	Rick Chase	WR	6-0	183	Olympia	Olympia	1984-86
31	Steve Broussard	RB	5-7	210	Los Angeles, Calif.	Manual Arts	1987-89	42	Ron Cheatham	TB	5-9	185	Harbor City, Calif.	Harbonne	1973-74
60	Angelo Brovelli	T	5-11	215	Burbank, Calif.	Burbank	1957-58		Edward Cheeley	LH			DeBeque, Colo.		1908
20	Bob Brown	C			Spokane	Lewis & Clark	1934		Philip Cherry	CH			Astoria, Ore.		1907-09
38	Brandon Brown	LB	6-2	223	Pacific	Auburn	1998	4	Stephen Chester	E	6-2	180	Tacoma	Stadium	1928
16	Cedrick Brown	RCB	5-10	178	Compton, Calif.	Compton	1983-85	31	Ron Childs	LB	6-1	210	Kennewick	Kamiaken	1991-94
53	Dave Brown	LB	6-2	210	Royal City	Royal City	1975-76		Henry Chittenden	T			Spokane		1894
25	Daquan Brown	CB	5-11	175	Los Angeles, Calif.	Dorsey	2013-14	68	Bryan Chiu	OG	6-2	281	Vancouver, B.C.	College Prep	1996
	G. Elmer Brown				Spokane		1899	62	Moritz Christ	OL	6-5	327	Siegen, Germany	Leander (Texas)	2015
40	Fred Brown	E	6-2	183	Glendale, Calif.		1937-38	65	Lorin Christian	G	6-3	215	Jacksonville, Ore.	Medford	1960-62
9	Isaac Brown	DE	6-3	222	Upland, Calif.	Claremont	2000-04	51	Gary Christensen	DT	6-2	205	Walla Walla	Walla Walla	1967
8	Kevin Brown	RB	6-3	220	West Covina, Calif.	Baldwin Park	1998	80	Jeff Christensen	WR	5-10	181	Spokane	Mead	1985
99	Marlin Brown	DE	6-3	253	Foster City, Calif.	Aragon	1987-89	14	Lawrence "Tag" Christensen	RT	5-10	194	Tacoma	Lincoln	1942, 47
22	Philip Brown	G			178	Vancouver	1922-23	13	Ted Christofferson	HB	6-2	195	Honolulu	Punahou	1933-35
82	Travon Brown	LB	6-3	233	Moreno Valley, Calif.	Linfield Christian	2019-22	43	Dennis Clancy	SS	6-1	190	Tacoma	Bellarmine	1972-74
	W. Vernon Brown	QB	5-7	165	Boise, Idaho		1916	2	Asa V. "Ace" Clark	T	5-11	174	Albion		1911, 1914-15
44	John Browne	HB	5-10	185	San Bruno, Calif.	Capuchino	1961-63	52	John Clark	C	6-1	195	Walla Walla, Ore.	Walla Walla	1955
94	Mkristo Bruce	DE	6-7	249	Renton	Liberty	2003-06	27	Tracy Clark	CB	5-11	187	Pittsburg, Calif.	Pittsburg	2011-14
33	Chris Bruhn	RB	6-3	221	Woodland, Calif.	Woodland	2003-04	63	Philip Claymore	LG	6-0	190	Marysville	Marysville	1946-48
44	Gordon Brunswick	F	6-2	200	Tacoma	Lincoln	1947-48	8	Desmond Clayton	WR	5-10	160	Sacramento, Calif.	Grant	1989-90
	Arthur "Prexy" Bryan	QB			Pullman		1906-08	24	Jason Clayton	RB	5-10	189	Las Vegas, Nev.	Chaparral	1995-98
	Richard Bryan		6-2	225	Baldwin Park, Calif.		1972	97	Justin Clayton	DL	6-4	268	Napa, Calif.	Justin-Siena	2010-11
36	David Bucannon	S	6-0	197	Fairfield, Calif.	Vanden	2014		John Clemens	LE			Hay		1894-97
20	Deone Bucannon	S	6-1	215	Fairfield, Calif.	Vanden	2010-13	67	Rob Cleveland	DT	6-4	250	Bakersfield, Calif.	West Bakersfield	1984-86
80	Anthony Buchanan	WR	5-8	170	Spokane	University	2001	55	Reggie Coates	LB	6-0	235	Encino, Calif.	Crespi	2015
	Lyle Buck	LH			Mt. Vernon		1909-10	42	Cyrus Coen	LB	6-0	215	Pearl City, Hawai'i	Pearl City	2011-14
29	Archie Buckley	QB	5-8	150	Colville	Colville	1927-29	50	Adam Coerper	DL	6-5	256	Hood River, Ore.	Hood River Valley	2011
	Robert Bucklin	RE			Port Blakely		1897	89	Gail Cogdill	E	6-2	185	Spokane	Lewis and Clark	1957-59
88	Ron Bull	TE	6-5	215	Oak Harbor	Oak Harbor	1975-78	20	Stanley Colburn	F	6-0	195	Spokane	North Central	1931-32
5	Michael Bumpus	WR	6-0	194	Culver City, Calif.	Culver City	2004-07	39	Eddy Coleman	H	5-9	168	Seattle	Lincoln	1948
54	Jerry Burkhalter	MLB	6-0	208	Renton	Renton	1971-73	27	Erik Coleman	DB	5-10	193	Spokane	Lewis and Clark	2000-03
10	Robert Burkhart	QB	5-11	195	Kellogg, Idaho	Kellogg	1951-53	75	Robert Colleran	T	6-0	230	Prosser	Prosser	1960-61
6	Joe Burks	C			Walla Walla	Walla Walla	1922-23	10	Benton Collins	G	6-0	194	Abilene, Texas		1937-38
22	Anthony Burnett	DB	5-10	180	Upland, Calif.	Claremont	2002	41	Jed Collins	TE	6-2	251	San Juan Capistrano, Calif.	Mission Viejo	2004-07
20	Deon Burnett	RB	5-11	212	Upland, Calif.	Claremont	1999								

WASHINGTON STATE FOOTBALL ALL TIME LETTERWINNERS

95	Ken Collins	DT	6-3	230	Cashmere	Cashmere	1978-81	1	Mike DeSanto	PK	5-8	155	Seattle	Jefferson	1979-80
25	Milford Collins	G	6-0	190	Hoquiam		1939-40	60	Jon DesPois	C	6-3	221	Bakersville, Calif.	Foothills	1973-76
	Oscar Collins						1904-05	6	Ken Devine	C	6-3	190	Redwood City		1937-39
25	Ron Collins	SS	5-10	184	Cashmere	Cashmere	1983-85		Wallace DeWitt	FB			Spokane	Spokane	1909
35	Tom Collins	LG	6-0	195	Abilene, Texas	Abilene	1946	44	Chad Dezelle	LB	6-1	212	Brewster	Brewster	1987-88
29	Colson, Jamarri	DB	-0	170	Ocala, Ga.	Iowa Western CC	2023	53	Rob Dezellum	OG	6-4	240	Brewster	Brewster	1982
56	Taylor Comfort	DL	6-0	275	Sultan	Sultan	2016-18	86	Donald F. Dickey	E	6-3	200	Sedro-Wooley	Sedro-Wooley	1950
27	Harold Companion	G		185	Everett		1931	36	Kevin Dickhaut	RB	5-11	218	Kennewick	Pasco	1996
44	Wes Concepcion	P	6-0	185	Kent, Wash.	Kentridge	2013	33	Chuck Diedrick	PK	5-8	165	Spokane	Spokane Falls CC	1975-76
62	Gerald Conine	G	5-11	200	Fife	Fife	1960	60	Arnold (Gill) Diethelm	G	5-10	215	Bronxville, N.Y.	Bronxville	1950-52
30	Timothy Connors	H	5-9	175	Spokane	Gonzaga Prep	1960	8	Carl Dietz	FB		178	Bremerton		1912-15
78	Gerald Cook II	OL	6-6	273	Honolulu, Hawaii	Campbell	2000	65	Brock Dieu	OL	6-3	285	Queen Creek, Ariz.	Casteel	2022-23
23	Harold Cook	HB		160	Bremerton	Bremerton	1922	22	John Diggs	CB	5-10	188	Pacoima, Calif.	Kennedy	1988-90
76	Ivan Cook	DE	6-3	243	Roseville, Calif.	Roseville	1985-88	49	Steve Dildine	LB	6-1	240	Graham	Bethel	2003-06
99	Stephen Cook	DT	6-3	285	Kirkland	Juanita	2001-04	60	Arnold Dillard	OL	6-5	310	Woodinville	Woodinville	2015-18
41	Tony Cook	SS	6-0	181	Los Angeles, Calif.	Locke	1974	70	Mitch Dillard	C	6-4	228	Renton	Lindbergh	1986
30	William Cook	E	6-3	215	Pendleton, Ore.	Pendleton	1963-64	86	Charles Dillon	WR	6-0	191	Oxnard, Calif.	Hueneme	2006-07
	Dolph Coolidge				Colfax		1902	3	Derrick Dillon	LB	6-2	215	Puyallup	Rogers	2000-01
	Alvin R. Coon				Lewiston, Ida.	Normal	1901	8	Eugene Dils	C		180	Seattle		1925-27
2	Cammon Cooper	QB	6-4	210	Lehi, Utah	Lehi	2020	88	C.J. Dimry	WR	6-5	213	Carlsbad, Calif.	Saddleback CC	2016-17
96	Xavier Cooper	DL	6-4	299	Tacoma	Wilson	2012-14	92	Din-Mbuh, Ansel	DL	6-3	299	Aledo, Texas	Aledo	2023
26	Clarence Coplin	H	5-8	170	Seattle	Highline	1955	32	Chris Dixon	RB	6-1	226	Bellevue	Newport	1997
62	Richard Copple	G	6-2	202	Medford, Ore.	Medford	1959-60	42	Halid Djibril	DB	6-0	190	Los Angeles, Calif.	Cathedral	2018-20
	Leo Coulter	HB			Olympia		1910-13	15	Basil Doane	FB	5-11	159	Spokane	Beatrice, Neb.	1915-17
87	Alan Cox	P	6-2	190	Manti, Utah	Manti	2000-01	82	Dennis Dobberpuhl	NG	6-2	227	Whittier, Calif.	Rio Hondo	1974-75
94	Mitchell Cox	P	6-0	193	Kent	Eastern New Mexico	2017	23	D. J. Dobbins	DB	6-0	168	Spanaway	Foss	1997-98
84	River Cracraft	WR	6-0	198	Trabuco Canyon, Calif.	Santa Margarita	2013-16	2	Clarence Docka	G	5-11	182	Everett		1928-29
71	Greg Craighead	DT	6-3	225	Wheeling, Ill.	Wheeling	1971-73	12	Jim Dodd	K	6-1	190	Seattle	Roosevelt	1971-72
33	Jack Crane	K	6-2	192	Sammamish	Skyline	2017-19	2	John Dodds	CB	5-11	185	Bremerton	Bremerton	1976
92	Joel Crawford	DL	6-0	230	Everett	Cascade	2003	18	Max Dodge	LE	6-3	214	Fall City		1942
82	Dave Crema	DE	6-3	202	Los Gatos, Calif.	Los Gatos	1968-69	46	Stanley Doepeke	RG	5-10	189	Waverly		1940-41
60	Joe Criscione	OL	6-3	285	Whittier, Calif.	LaSerna	1998-99	35	Mike Doerfler	FB	6-2	202	Missoula, Mont.	Sentinel	1976
70	Steve Cromer	OG	6-4	285	Lewiston, Idaho	Lewiston	1987-90	69	Dana Dogterom	LB	6-2	215	Bozeman, Mont.	Bozeman	1971
60	Pat Crook	G	5-9	205	Richland	Richland	1959-61	87	Andre Dollar	Te	6-5	245	Oklahoma City, Okla.	Mustang	2022-23
40	Marvin S. Cross	F	5-10	200	Edmonds	Edmonds	1948-49	11	Dan Doornink	FB	6-3	209	Wapato	Wapato	1974-77
40	Robert Crow	CB	5-8	168	Long Beach, Calif.	Harbor JC	1974	74	Robert Doornink	T	6-2	215	Wapato	Wapato	1946-47, 49
95	Ahmir Crowder	DL	6-3	297	Los Angeles, Calif.	Crenshaw	2020-21		William Doty				Latah		1895-96
24	Lanche Crowe	C		190	Pullman	Pullman	1924-25	36	Isaac Dotson	LB	6-1	232	Bellevue, Wash.	Newport	2013, 15-17
	William Cumming				Pullman		1898	34	Rodger Dougherty	FB	5-11	190	Portland, Ore.	Jefferson	1934-36
5	Rufus Cunningham	FS	5-11	166	Seaside, Calif.	Monterey Peninsula	1973-75	86	DeAndre Douglas	WR	6-1	195	San Diego, Calif.	University City	1999-01
56	Dave Currie	Q	5-8	173	Willoughby	Ohio	1939	16	Oran Dover	E	5-10	167	Spokane	Lewis & Clark	1932-34
56	Timothy Curry	E	6-0	177	Spokane	North Central	1926-28	97	Tim Downing	DT	6-5	259	Durham, Calif.	Durham	1986-89
84	Chad Cushing	TE	6-4	250	Janesville, Wis.	Janesville Craig	1990-91	46	Shane Doyle	DE	6-3	271	Spokane	Shadle Park	1995-97
90	Tom Cushing	SLB	6-1	216	Richland	Columbia	1984	94	Oscar Draguicevich III	P	6-0	182	Hutto, Texas	Incarnate Word	2018-20
								9	Mel Dressel	T	6-1	188	Lindsay, Calif.		1926-28
D								71	John Dreyer	DT	6-2	247	Coeur d'Alene, Idaho	Coeur d'Alene	1980, 82-83
4	Omawale (Wale) Dada	CB	5-11	198	Chicago, Ill.	Sandburg	2003-05	77	Mike Dreyer	OG	6-3	267	Coeur d'Alene, Idaho	Coeur d'Alene	1984-85
28	Eric Dahl	S	6-0	193	Redwood City	Sequoia	1969	61	Bob Drinkwalter	OG	6-2	235	Billings, Mont.	Billings	1973
56	Joe Dahl	OL	6-4	290	Spokane	University	2013-15	23	Cole Dubots	RB	6-1	210	Temecula, Calif.	Vista Murrieta	2018-19
10	Mentor Dahlen	Q	5-10	173	Spokane	Lewis & Clark	1930-33	26	Tyrone Duckett	DB	5-11	202	Alameda, Calif.	Encinal	2011
29	Tyrone Daisy	CB	5-11	175	Seattle	Garfield	1970-72	61	Josh Duin	OL	6-4	306	Covington	Kentlake	2003-06
35	Hunter Dale	S	5-10	202	River Ridge, La.	John Curtis	2015-18	26	Jeff Dullum	SS	5-10	188	Port Orchard	South Kitsap	1983
79	Brian Danaher	OL	6-3	284	Colfax	Colfax	2008-09	1	Jay Dumas	WR	6-2	170	Tacoma	Curtis	1993-95
3	Joe Danelo	K	5-9	167	Spokane	Gonzaga Prep	1972-74	90	Lucas Dunker	K	6-0	222	Frederick, Colo.	Garden City CC	2021
79	Joe Daniels	DE	6-3	240	Aberdeen	Aberdeen	1972-74	1	Earl Dunlap	C		183	Dayton	Dayton	1920-21
45	Jordan Dascalio	P	6-1	180	Woodland Hills, Calif.	Taft	2014	88	Aaron Dunn	TE	6-5	248	Spokane, Wash.	Mead	2011
1	Devard Darling	WR	6-3	206	Houston, Texas	Sugarland	2002-03	27	Alvin Dunn	FS	6-0	196	Bryan, Texas	Bryan	1989-90
33	James Darling	LB	6-1	240	Kettle Falls	Kettle Falls	1993-96	64	Bill Dunn	G	5-11	180	Everett	Everett	1946-48
28	Feddie Davey	S	5-10	190	Miami, Fla.	Miami Norland	2012	49	Kendrick Dunn	LB	5-11	218	Hearne, Texas	Hearne	2007-08
16	Tim Davey	P	6-0	178	Spokane	Gonzaga Prep	1978-81	10	Drew Dunning	K	5-11	170	Issaquah	Liberty	2000-03
29	Jason David	DB	5-8	165	Covina, Calif.	Charter Oak	2000-03	61	Josh Dunning	OG	6-3	296	Graham	Eatonville	1990-93
80	Adam Davis	WR	6-0	169	Aurora, Colo.	Hinkley	1998, 2000	1	Ford Dunton	RT		180	Spokane	North Central	1920-22
16	Albert Davis	LG		184	Clarkston	Clarkston	1921-22	66	Roger Duprel	G	5-10	220	Auburn	Auburn	1957, 59-60
1	C. J. Davis	WR	5-11	184	Tacoma	Curtis	1988-89, 91-92	53	Rod Durand	OT	6-6	287	Spokane	Central Valley	1987
12	Chad Davis	QB	6-2	200	San Diego, Calif.	Mira Mesa	1994-95	12	Art "Bull" Durham	QB	5-8	164	Spokane	Lewis-Clark	1914-16
28	Chad Davis Jr.	S	6-2	201	Daytona, Fla.	Independence CC	2019	75	Terry Durst	DT	6-3	229	Bremerton	West	1968-70
12	Ira Davis	LB	6-0	207	Seattle	Garfield	2000-02	6	Ernest Durrwachter	G		185	Cle Elum		1921-22
41	Johnny Davis	WR	5-10	175	Wichita Falls, Texas.	Washington	1967-70	68	Chris Dyko	OT	6-6	271	Spokane	University	1986-88
29	Nate Davis	RB	5-11	175	Compton, Calif.	Compton	1983	21	George Dyson	T	6-2	220	San Francisco, Calif.	Galileo	1941-42, 46
42	Scott Davis	LB	5-11	230	Kennewick	Kamiakin	2003-06								
9	T. Myron (Mike) Davis	H	5-11	175	Walla Walla	Walla Walla	1930-32								
6	Markus Daves	CD	6-0	197	Bradenton, Fla.	Bayshore	2006, 2008								
4	Jayden de Laura	QB	6-0	195	Honolulu, Hawaii	St. Louis	2020-21								
	Otto Deaner	T			Sheldon, Ill.		1909		John Early	G			Northport		1900-03
80	Justin DeBeaumont	TE	6-5	237	Moses Lake	Moses Lake	1990	11	Henry Eaddy	WR	5-8	158	Orlando, Fla.	Olympia	2011
21	Sean DeCambra	WR	5-10	180	Kailua, Hawaii	Kailua	1998-99	61	Tracy Easter	OL	6-1	295	Northport	Colville	2001
40	Nile DeCuire	SS	6-2	188	Seattle	Everett	1970-71	90	Chad Eaton	DT	6-5	272	Puyallup	Rogers	1992-94
15	Shawn Deeds	QB	6-5	245	Poulsbo	North Kitsap	1993, 95	66	William E. Ebel	T	6-0	230	Reseda, Calif.	Reseda	1964
2	Chad DeGrenier	QB	6-1	202	Santee, Calif.	Christian High	1993	84	Jesus Echevarria	DL	6-2	291	Everett	Archbishop Murphy	2018, 20-21
21	Shane DeLaCruz	WR	5-8	171	Seattle	Evergreen	1991-93	99	Alec Eckert	DT	6-3	275	Lewiston, Idaho	Lewiston	2022
45	Vince DeMakas	RB	5-9	231	Spokane	Gonzaga Prep	1998	13	Charles Eckert	G/F	5-8	170	Ellensburg	Ellensburg	1948
66	William (Wally) Dempsey	G	6-0	205	Reseda, Calif.	Glendale CC	1963-64	86	Joseph Edington	E	6-4	220	Walla Walla	Walla Walla	1966
65	Alex Den Bleyker	LS	5-10	244	Fremont, Calif.	Moreau Catholic	2012-14	95	Andrew Edson	Edge	6-4	238	Snoqualmie	Mount Si	2021-23
55	Troy Dennison	LB	6-1	223	Missoula, Mont.	Sentinel	1989-90	12	Glen Edwards	T		235	Clarkston	Clarkston	1929-31
31	Don Denman	RB	5-10	184	Tacoma	Clover Park	1982	74	Zach Edwards	OG	6-3	291	San Jose, Calif.	Leland	1994
54	Nate DeRider	LB	6-1	226	Bellevue, Wash.	Bellevue	2015-17	39	Dean Eggers	Q	6-1	182	Walla Walla	Walla Walla	1946
51	Will Derting	LB	6-0	233	Okanogan	Okanogan	2002-05	77	Matt Eichelberger	DT	6-3	305	Bellingham	Sehome	2005-08
								33	Laurence D. Eilmes	FB	6-0	205	Spokane	Rogers	1963-65

135

WASHINGTON STATE FOOTBALL ALL TIME LETTERWINNERS

67	Herb Godfrey	LE	6-0	184	Tacoma		1939-41	74	Luke Hansell	DL	6-2	244	Hermiston, Ore.	Hermiston	2008
47	John Godfrey	G	5-11	185	Tacoma	Lincoln	1942, 46-47	76	Tyler Hansell	ST	6-2	235	Athens, Ore.	C.E. Duncan	1967-69
64	Matt Goetz	OL	6-5	270	Cibolo, Texas	Navarro JC	2011-13	13	Ernest Hansen	G	5-11	192	Bellingham		1927-29
	Art Goff	RG			Colfax		1912	73	Gordon Hansen	T	6-5	235	Tacoma	Lincoln	1948-49
17	Albert (Red) Golden	QB	6-0	190	Walla Walla	St. Patricks	1952-53	23	Harold Hansen	T		190	Tacoma		1924-26
32	Brandon Golden	DB	5-11	194	Covina, Calif.	Charter Oak	2011	22	Joe Hansen	C		175	Tacoma		1930-31
	Harry Goldsworthy	RE			Rosalia	Oakesdale	1903-07	39	Sam Hansen	E	5-11	185	Tacoma		1928-30
73	David Golinsky	QT	6-3	225	Vancouver, B.C.	Vancouver College	1966-68	33	Dylan Hanser	LB	6-4	231	Billings, Mont.	Central Catholic	2015-17
77	Konner Gomness	OL	6-4	299	Lemoore, Calif.	San Joaquin Memorial	2020-23	4	Jason Hanson	K/P	6-0	179	Spokane	Mead	1988-91
79	David Gonzales	LT	6-6	286	Fresno, Calif.	Fresno CC	2010-11		Thomas Hardwick				Pullman		1894
	Charles Goodsell	QB			Spokane	Spokane	1897-1900		George Hardy	RH			Waitsburg		1903-05, 07
85	Craig Goodwin	E	6-1	190	Summer	Summer	1965-66	53	Robert Hardy	C	6-0	200	Seattle	O'Day	1950-52
43	William Goodwin	T	6-2	190	Tacoma		1930	37	Ronald Hare	H	5-10	170	Spokane	Gonzaga Prep	1956
18	Anthony Gordon	QB	6-3	200	Pacific, Calif.	San Francisco CC	2018-19	41	Don Harney	C	5-10	175	Seattle	Cleveland	1946
64	James Gorton	LB	6-0	210	Ventura, Calif.	Granada Hills	1967-68	85	Bill Harper	SE	5-11	175	Redmond		1979
12	Brad Gossen	QB	6-1	213	Westlake Village, Calif.	Westlake	1987-90	1	Glenn Harper	P	6-1	165	Edmonton, Alb.	St. Francis Xavier	1982-85
12	Jack A. Graham	C	5-10	190	Spokane	North Central	1926-28	39	Perry Harper	HB	5-10	160	McKeesport, Pa.	McKeesport	1979
33	Kenneth J. Graham	HB	6-0	195	Santa Monica, Calif.	Santa Monica	1961-63	2	Sean Harper Jr.	CB	6-2	186	Hartwell, Ga.	Holmes CC	2017-18
44	John Grahek	E	6-0	186	Ely, Minn.		1934-35	3	Ken Harps	FLK	5-9	160	Griffin, Ga.		1978
96	Mike Graise	DE	6-3	222	Inglewood, Calif.	Inglewood	2005-07	94	Brad Harrington	OLB	6-0	214	Bellevue	Interlake	1982
59	Steve Grambling	OG	6-2	271	Kennewick	Kennewick	1987	24	Keith Harrington	RB	5-8	194	St. Petersburg, Fla.	Northeast	2015-18
44	Ken Grandberry	TB	6-1	200	Waco, Texas	Laughon	1971-73	55	Charles Harris	OL	6-6	320	Spokane	Mead	2003-06
18	Steve Grant	QB	6-1	206	Dublin, Calif.	Chabot College	1977, 79	82	Charlie Harris	TE	6-0	204	Bakersfield, Calif.	Jerry Collins	1969-70
18	Nico Grasu	K	6-1	235	Encino, Calif.	Moorpark CC	2008-10	50	David Harris	C	6-0	215	Corvallis, Ore.	Corvallis	1966-68
71	Lucas Gravelle	LS	6-0	224	Niagra, N.Y.	Wheatfield	2015-16	28	Elmer Wayne Harris	E	6-1	177	Enumclaw		1940
83	Brandon Gray	WR	6-5	202	Detroit, Mich.	Cass Tech	2019	76	Hayward "Spud" Harris	DT	6-4	273	Tacoma	Lakes	1976-78
96	Randy Gray	DE	6-5	273	Danville, Calif.	Monte Vista	1987-89	10	Richard Harris	H	5-11	164	San Pedro, Calif.	San Pedro	1956
65	Ted Gray	G	6-1	195	Seattle	Franklin	1955-57	43	Tim Harris	RB	5-9	193	Compton, Calif.	Compton	1979-82
82	Tyrone Gray	WR	6-2	200	New York, N.Y.		1978	1	Travell Harris	WR	5-9	180	Tampa, Fla.	Jesuit	2018-21
50	Dan Grayson	LB	6-3	239	Woodland	Woodland	1988-89	52	Dave Harrison	C	6-3	231	Gig Harbor	Gig Harbor	1982
17	Don Greeley	QB	5-11	170	Okanogan		1938-40		Harold E. "Hal" Harrison	E	6-3	181	Monroe		1935-37
30	Calvin Green	DB	5-10	175	Sacramento, Calif.	Luther Burbank	2014-15	1	Jerome Harrison	RB	5-10	199	Kalamazoo, Mich.	Central	2004-05
30	Jermaine Green	RB	5-11	220	Daytona Beach, Fla.	Spruce Creek	2002	62	Lee Harrison	OL	6-2	273	Bend, Ore.	Bend	1996-97
71	Ronald I. Green	G	5-11	240	Monrovia, Calif.	Monrovia	1958-60		George "Short" Harter	G			Wenatchee		1910-13
59	Brian Greene	C	6-3	300	Yakima	Eisenhower	2018-21		Joe "Wide" Harter	C			Albion	Guy	1910-13
37	Ken Greene	CB	6-2	188	Omak	Omak	1974-77		Dave Hartsuck	RG			Olympia		1906-07
28	Bob Gregor	FS	6-2	183	Danville, Calif.	Monte Vista	1977-79	88	Trandon Harvey	WR	5-11	195	National City, Calif.	Sweetwater	2001, 03-04
43	Bob Gregory	SS	6-0	173	Spokane	Gonzaga Prep	1984-86	3	Will Haskell	RB	5-11	200	Staten Island, N.Y.	Curtis	1993
67	James L. Greig	T	5-11	225	Yakima	Davis	1958-60	41	James Hasty	CB	6-0	195	Seattle	Franklin	1986-87
10	Hank Grenda	QB	6-2	205	Burnaby, B.C.	Central	1966-68	28	Steve Haub	FS	6-1	188	Seal Beach, Calif.	St. Anthony	1982-83, 85
6	Bill Gribble	CB	5-9	167	Federal Way	Federal Way	1980-81	85	Dwight Hawkes	E	6-1	190	Seattle	Queen Anne	1956
61	Larry C. Griffith	LB	6-0	210	Wenatchee	Wenatchee	1964-66	37	Adam Hawkins	RB	5-10	210	Pendleton, Ore.	Pendleton	1997-00
29	Ronald Griffith	FB	1	60	Vancouver		1925	41	Blair Hawkins	RB	5-6	172	Pendleton, Ore.	Pendleton	2004
5	Calvin Griggs	WR	5-10	178	Rome, N.Y.	Rome Academy	1989-90	42	Ron Hawkins	FS	6-0	194	Spokane	Gonzaga Prep	1989-90
	Forest Grimes				Pullman		1903	22	Harold Hawley	E	6-0	189	Spokane	Lewis & Clark	1933-34
32	Robert Grimstead	T	6-3	212	Tacoma		1935-37	10	Chuck Hawthorne	CB	5-10	175	Campbell, Calif.	Campbell	1969-71
62	J. Burl Grinols	G	6-0	204	Kelseyville, Calif.	El Cerrito	1954-56	42	Henry Hayduk	G	5-11	184	Chicago, Ill.	Lane Technical	1932-34
26	Bryce Grover	DB	5-11	200	Modesto, Calif.	Modesto JC	2022	20	Charles Hayes	OHB	5-7	170	Laurence Harbor, N.J.	Madison Township	1967
50	Charles Grutzmacher	C	5-11	215	San Jacinto, Calif.	San Jacinto	1962-63	22	Chris Hayes	LB	6-0	213	San Bernardino, Calif.	San Geronio	1992-95
4	Gage Gubrud	QB	6-2	208	McMinnville, Ore.	Eastern Washington	2019	27	Terrance Hayward	CB	6-1	190	Carson, Calif.	Culver City	2009-10
72	B.J. Guerra	OL	6-3	321	Moses Lake, Wash.	Moses Lake	2008-11	52	Jim Head	FB	6-1	200	Bosse H.S. Evansville	Ind.	1951
70	James Guinn	ST	6-2	240	Seattle	Ballard	1965, 67-68	25	Tony Heath	CB	6-1	192	Los Angeles, Calif.	Bell	1974-75
62	Jim Gullede	OG	6-0	252	Richmond, Calif.	Conta Costa JC	1970-71	36	Ayden Hector	DB	6-0	203	Seattle	Eastside Catholic	2020
67	Tom Gunnari	T	6-1	220	Kelso	Kelso	1953-55	36	Mark Hedeen	DE	6-6	264	Rohnert Park, Calif.	Rancho Cotate	1998-99
4	Kapena Gushiken	DB	6-0	180	Pukalani, Maui, Hawaii	Saddleback CC	2023	80	Thomas J. Hedemark	E	6-2	205	Spokane	North Central	1963-64
64	Everett Gust	G	5-11	175	Tacoma	Stadium	1953, 55-56	83	Rick Hedlund	TE	6-0	241	Kent	Kent-Meridian	1979-80
60	David Gusta	DL	6-3	283	Tacoma	San Bernardino, Calif.	2022-23	46	Gavin Hedrick	P	6-3	190	Costa Mesa, Calif.	Newport	1974-77
4	Carl Gustafson	F	6-1	170	Ellensburg	Ellensburg	1925-27		Hans Heg				Seattle	Broadway	1913-14
37	Bill Gustafson	RT	6-1	205	Tacoma	Stadium	1941-42	5	Homer Hein	E	6-2	190	Burlington	1931	
								14	Lloyd Hein	F	6-0	180	Burlington	1927	
								7	Melvin Hein	C	6-0	175	Burlington	1928-30	
H									Boyce Heitzelman				Roy	Olympia	1910-11
70	Christian Haangana	OL	6-4	362	Milpitas, Calif.	Milpitas	2017-18	62	James A. Hellyer	SG	6-4	233	Vancouver	Hudson's Bay	1967-69
38	Nick Haber	P	6-5	224	Sunshine Coast, Austr.	Meridan State Coll.	2021-2023	47	Joe Hemel	E	6-0	200	Seattle	Lincoln	1940-41, 46
81	Leaford Hackett	WR	5-9	174	Sylmar, Calif.	Poly Tech	1998-99	83	Collin Henderson	WR	6-1	185	Puyallup	Puyallup	1999-02
39	Harold Haddock	E	5-10	180	Walla Walla	Walla Walla	1960-61	20	Derek Henderson	DB	6-0	198	Tacoma	Foss	1993-96
31	James Hagerty	H	6-0	180	Pasadena, Calif.	Alhambra	1953-55	12	Jerry Henderson	QB	6-0	190	Puyallup	Puyallup	1966-68
5	Marvin Hales	HB		198	Waitsburg		1923-24	88	Pat Henderson	WR	6-0	188	Puyallup	Puyallup	2000
43	Brian Hall	LB	6-3	245	Walla Walla	DeSales	2003-06	3	Terrell Henderson	DB	5-11	178	San Francisco, Calif.	Riordan	1994-96
92	Ryan Hall	DT	6-4	267	Seattle	O'Dea	1991-93	18	Jack Hendrickson	F	5-11	190	Yakima	Granger	1951
1	Stephen Hall	DB	6-0	193	Memphis, Tenn.	NW Mississippi CC	2023	1	Daiyan Henley	LB	6-2	232	Los Angeles, Calif.	Nevada	2022
12	Connor Halliday	QB	6-4	201	Spokane, Wash.	Ferris	2012-14	31	Parker Henry	LB	5-11	207	Vancouver, Wash.	Skview	2013-16
	Joe "Bunch" Halm	G-K			Prosser		1905-08	42	Derrick Hentz	DE	6-2	194	East Palo Alto, Calif.	Carlmont	1992
37	Suli Hameed	S	5-10	182	Oakland, Calif.	Alameda	2014	8	Carlos Hernandez	WR	6-0	185	Alhambra, Calif.	Monrovia	2023
17	Arthur Hamilton	LT		185	Chehalis	Chehalis	1921	17	Walter "Fat" Herreid	RT	5-10	185	Bangor	Lincoln of Seattle	1915-17
	Boyd Hamilton				Colfax		1896-99		Dwight Herrold						1932-34
16	Darryl Hamilton	FS	6-4	210	Compton, Calif.	Paramount	1991-92	25	Gerry Herron	SB	6-1	186	Kelowna, B.C.	Kelowna	1967-69
1	Fred Hamilton	RG			Pullman		1916-17, 20	41	Max Hersey	LB	6-3	235	Tacoma, Wash.	Curtis	2012-13
9	Isaiah Hamilton	WR	5-11	187	Baldwin Park, Calif.	San Jose State	2023	1	Vernard Hickey	H		175	Everett	Everett	1921-23
35	Steve Hamilton	FB	5-11	205	Portland	Douglas	1971-72	25	Jaden Hicks	DB	6-3	209	Las Vegas, Nev.	Bishop Gorman	2022-23
44	Alex Hamill	LB	6-0	225	Coer d'Alene, Idaho	Lake City	2006	23	Kevin Hicks	RB	5-9	185	Los Angeles, Calif.	Crenshaw	1993-94
96	Casey Hamlett	DE	6-3	250	Edmonds	W. Washington	2009-10	58	Mark Hicks	OLB	6-1	205	Oakland, Calif.	Skyline	1977-78
54	Jim Hampton	C	6-0	220	Wenatchee	Wenatchee	1969	26	Xavier Hicks Jr.	S	6-0	219	Fullerton	Fullerton	2006-09
	Harold Hanley	RE		170	Spokane	North Central	1920	18	George Hicks III	DB	6-0	177	San Bernardino, Calif.	Cajon	2017-21
	LeRoy "Roy" Hanley	LE	5-9	165	Spokane	North Central	1916-17	53	Hallston Higgins	LB	5-11	210	Magnolia, Texas	Mac Arthur	2007-10
11	R. E. "Dick" Hanley	HB			Spokane	North Central	1915-17, 20	61	Christian Hilborn	OL	6-5	300	Salt Lake City, Utah	Highland	2022-23
76	Micah Hannam	OL	6-4	283	Gig Harbor	Peninsula	2007-10		Leslie Hildebrand	E		178	Spokane	Lewis & Clark	1935
21	McKenzie Hansell	WR	6-0	190	Hermiston, Ore.	Hermiston	2003								

WASHINGTON STATE FOOTBALL ALL TIME LETTERWINNERS

24

3	Tyler Hilinski	QB	6-3	218	Claremont, Calif.	Upland	2016-17	2	Chris Jackson	DB	6-0	200	Marietta, Ga.	Michigan State	2021-23
54	Bob Hill	OG	6-1	240	Kent	Kentridge	1974-76	81	Chris Jackson	WR	6-2	200	Santa Ana, Calif.	Mater Dei	1996-97
17	George Hill	E	5-10	190	Dayton	Dayton	1928-30	56	Craig Jackson	C	6-3	220	Seattle	Franklin	1972
76	Howard Hill	OG	6-3	228	Lafayette, Ind.	Jefferson	1972	52	Donnie Jackson	LB	6-1	220	Natchez, Miss.	Natchez	2002-02
83	Jason Hill	WR	6-1	209	San Francisco, Calif.	Sacred Heart	2003-06	2	Ray Jackson	DB	6-1	210	Santa Ana, Calif.	Mater Dei	1993-94, 96-97
51	Mike Hill	OG	6-2	244	Santa Clara, Calif.	Wilcox	1971-73	66	Steve Jackson	OG	6-2	254	Seattle	Evergreen	1976-78
59	Peter Hill	C	6-1	233	Wenatchee	Wenatchee	2006	54	Titus Jackson	OLB	6-1	220	Gardena, Calif.	Riverside CC	1984, 86
1	Tyrone Hill, Jr.	S	6-2	206	Passaic, N.J.	Buffalo	2021	52	Virgil Jackson	T		197	Long Beach, Calif.		1930-31
93	Chris Hiller	DE	6-5	245	Vancouver	Fort Vancouver	1986-87	8	Calvin Jackson, Jr.	WR	5-10	170	Pompano Beach, Fla.	Independence CC	2018-19, 21
15	Shad Hinchen	CB	5-9	182	Indio, Calif.	Indio	1995-96	64	Ted Jacobsen	DT	6-4	245	Graham	Bethel	1980, 83
	John Hinderman				Pendleton, Ore.		1913	55	Wade Jacobson	OL	6-6	300	Hollister, Calif.	Gavilan College	2010, 12
65	Adam Hineline	DT	6-2	261	Bellevue	Newport	2006, 2008	88	John Jacques	TE	6-3	200	Redwood City, Calif.	San Carlos	1982
63	Vaughan Hitchcock	G	6-0	195	Hayward, Calif.	Hayward	1953-55	12	Lawrence Jakey	QB		165	Walla Walla	Walla Walla	1925
53	Merl H. Hitzel	C	6-2	195	Ione	Ione	1957, 59	78	Landelin W. James	T	6-0	230	LaConner	LaConner	1949-51
23	Bob Hively	HB	5-10	172	Wenatchee	Wenatchee	1965	88	Michel James	WR	6-0	188	Tacoma	Lakes	1983-86
2	William Hjertoos	T		188	Tolt		1923-24	83	Robert James	HB	6-0	195	Coeur d'Alene, Idaho	Spokane Central Valley	1962-63
98	Dallas Hobbs	DL	6-6	285	Cedar Rapids, Iowa	Washington	2018-21	60	Virgil James	OG	6-3	220	Padadena, Calif.	Blair	1978
17	Fred Hobbs	F	6-1	205	Sheridan, Wyo.	Sheridan	1950-51	49	Dean Janikowski	K	6-1	211	Fallbrook, Calif.	Cathedral Catholic	2021-23
12	Joey Hobert	WR	5-11	183	Ladera Ranch, Calif.	San Juan Hills	2020-21		Steven Jayne	LH			Davenport		1900-01
81	Gus Hobus	TE	6-4	215	San Pedro, Calif.	Mary Star of the Sea	1977-78	20	Love Jefferson	TE	6-3	261	Garden Grove, Calif.	Bolsa Grande	1996-98
79	Milford Hodge	NG	6-3	262	S. San Francisco, Calif.	S. San Francisco	1982-84	29	Jaylen Jenkins	RB	5-8	177	Allen, Texas	Allen	2022
94	Steven Hoffart	DL	6-4	274	Davis, Calif.	Butte College	2010-12	10	Eldon Jenne	RH	164		Coupeville	Mt. Vernon	1921
17	Alex Hoffman-Ellis	LB	6-1	231	Los Angeles, Calif.	Moorpark College	2009-11		Paul Jenne				Coupeville		1927
77	Fred Hogg	T	6-3	235	Fullerton, Calif.	Fullerton	1962-63	23	Everette (Ev) Jensen	G	6-0	175	Tacoma	Lincoln	1929
64	Melvin Holben	LT	6-3	207	Thornton		1941	70	James Jensen	T	6-4	208	Tacoma	Stadium	1960-61
1	Curtis Holden	LB	6-2	232	San Francisco, Calif.	McAteer	1999	18	Todd Jensen	FS	5-11	178	Salem, Ore.	Sprague	1992-94
78	Robert Holen	T	6-3	247	Seattle	West Seattle	1959-62	62	Melvin Johansen	C	5-11	175	Enumclaw		1935
4	Adam Holiday	K	6-3	230	Newbury Park, Calif.	Santa Paula	2001	40	Aaron Johnson	DT	6-7	317	Fairfield, Calif.	Armijo	2004-07
66	Joey Hollenbeck	OL	6-4	277	Enumclaw	Enumclaw	1998-01	65	Alex Johnson	LS	6-0	230	Yakima	Eisenhower	2001
67	Brian Hollenberg	OL	6-3	277	Kennewick	Kamian	2000-01	80	Brett Johnson	WR	6-0	196	Sun City, Calif.	Hemet	2003
29	Torry Holliman	DB	5-10	204	Everett	Cascade	1996-99	82	Cameron Johnson	TE	6-4	240	Long Beach, Calif.	El Camino College	2022-23
49	Orin E. Hollingbery	C	6-1	188	Pullman	Pullman	1941-42	43	Delton Johnson	RB	5-7	179	Bellevue	Interlake	1992-93
71	Spencer Hollison	OL	6-6	305	Rancho Santa Margarita, Calif.	Santa Margarita		24	DeWayne Johnson	T		190	St. Maries	Idaho	1930
2004-05															
25	Erick Holmback	G	6-1	231	Aberdeen		1938	25	Easton Johnson	WR	5-11	202	Renton	Hazen	2008-09
19	Artie Holmes	FS	6-0	203	Rialto, Calif.	Eisenhower	1985-88	37	Eric Johnson	FS	6-0	185	Moses Lake	Moses Lake	1971-73
88	Bill Holmes	E	6-1	190	River Rouge, Mich.	River Rouge	1951-53	6	Girmar Johnson	DB	6-2	184	Castaic, Calif.	Sylmar	1993
29	Billy Holmes	H	5-11	178	Kent		1940-41	24	Glenn Johnson	E		160	Spokane	North Central	1923
19	Charles Holmes	H	6-0	183	Marysville		1936-38	40	Greg Johnson	WR-P	6-0	188	Padadena, Calif.	Padadena CC	1972-73
55	Dale Holmes	H	6-0	175	Marysville		1940	85	Mike Johnson	DE	6-4	215	Wenatchee	Wenatchee	1970-72
95	Gary Holmes	DT	6-7	318	Lacey		1940	89	Sandy Johnson	TE	6-2	205	Ephrata	Ephrata	1975
76	Norvell Holmes	OL	6-3	295	Ingleswood, Calif.	North Thurston	1995-98	32	Stanford Johnson	T	6-1	210	Enumclaw		1938-40
	R. Cole Holmes	E			Medford, Ore.	St. John Bosco	2002, 04-05	75	Steve Johnson	OT	6-6	260	Wenatchee	Wenatchee	1976, 78-80
	Otto Holm				Palouse (Prep)		1910	58	Randy Johnson	LB	6-3	203	Bellevue	Interlake	1970
50	John Hook	C	6-2	221	Bishop, Calif.		1902	5	Isaiah Johnson-Mack	WR	6-3	218	Belle Glade, Fla.	William T. Dwyer	2016
61	Delmo Hooks	OG	6-2	250	Los Angeles, Calif.	Bishop	1970-71	82	Donald Johnston	E	5-10	170	Moyie Springs, Idaho	Bonnors Ferry	1957-59
	Arthur Hooper	T			Johnson	Palisades	1976	28	Steve Johnston	P	6-0	199	Hesperia, Calif.	Big Bear	1992-93
18	John Hopkins	QB	6-1	188	Downey, Calif.	1896	1900-02	39	Andrew Jones	FB	6-2	218	Cleveland, Ohio	East Tech	1972-74
45	Alphonse Hoptowit	G	6-1	193	Wapato	Pios X	1974-76	3	Brandon Jones	DB	5-9	178	Seattle	California	2009
16	Daniel Horan	H	6-1	186	Oakland, Calif.	Wapato	1935-37	66	Bud Jones	G	6-2	205	Spokane	North Central	1934-36
6	Damante Horton	CB	5-10	178	Oakland, Calif.		1926-28	97	Darryl Jones	DT	6-4	317	Compton, Calif.	Brethren Christian	1995
8	Robert Hoskins	HB	5-9	155	Tacoma	Oakland	2010-13	40	David Jones	H	5-11	170	The Dalles, Ore.	The Dalles	1956-57
78	Jerry Houghton	RT	6-3	220	Zillah	Stadium	1952	38	Harold (Hal) Jones	HB	5-11	171	Spokane	John Rogers	1934-36
88	Anthony Houston	CB	6-3	208	San Diego	Zillah	1947-49	35	Jeff Jones	SLB	6-3	220	Spokane	Gonzaga Prep	1975-78
57	Don Hover	SLB	6-2	220	Issaquah	Mission Bay	2007, 09		John (Hugh) Jones	C			Wilbur		1896-97, 1900-02
73	Erik Howard	DT	6-4	268	San Jose, Calif.	Issaquah	1973-75, 77	20	Oscar "Stub" Jones	HB	6-0	180	Chehalis		1928-30
19	Odell Howard	DT	6-4	277	Pomona, Calif.	Bellarmine Prep	1982-85	85	T. J. Jones	WR	6-0	198	Colombia, Mo.	Hickman	1981-82
42	Greg Hoyd III	LB	6-1	231	Murrieta, Calif.	Pomona	2003-04		William J. Jones				Wilbur		1902-03, 05
20	George Hubert	T	6-3	202	Glendale, Calif.	Vista Murrieta	2016-17	2	Chris Jordan	WR	6-0	213	Kent	Kentlake	2003-06
89	Colin Huemmer	WR	6-3	191	Redmond		1936-38	41	Aaron Joseph	FS	6-2	205	Tacoma	Franklin Pierce	2003
63	Jason Hughes	OL	6-6	289	Richland	Sierra College	2009		Dan Jordan	E	6-2	190	Glendale, Calif.		1939
28	Jermaine Hunsaker	DB	5-9	175	Pomona, Calif.	Richland	1999	9	Aire Justin	CB	5-11	163	Van Nuys, Calif.	Culver City	2008-10
52	Tyler Hunt	OL	6-3	290	Tacoma	Ganesha	1997-98	K							
72	Derek Hunter	OL	6-4	288	La Habra, Calif.	Wilson	1999-02	20	Fran Kachaturian	CB	5-10	184	Whittier, Calif.	Rio Hondo	1972
	Fred "Jumbo" Hunter	T			Palouse	Fullerton JC	2006	68	Ronald Kalafat	T	6-1	200	Great Falls, Mont.		1952
24	Torey Hunter	CB	5-10	176	Tacoma		1908-10	51	E. Dean Kalahar	C	6-0	190	Wenatchee	Wenatchee	1961-63
24	Henry Huovila	G	6-0	217	Grayland	Curtis	1991-94	22	Paul Kalina	CB	5-7	166	Selah	Selah	1979
28	George Hurley	G		195	San Francisco, Calif.	1938		84	Jared Karstetter	WR	6-4	210	Spokane, Wash.	Ferris	2008-11
38	John Hurley	E	6-3	177	San Francisco, Calif.		1929-31	59	Sekope Kaufusi	LB	6-2	236	Palo Alto, Calif.	Woodside	2010-11
73	John Husby	OT	6-4	268	Bellevue	Newport	1987-88	4	Matt Kegel	QB	6-5	235	Havre, Mont.	Havre	2000-03
90	Mark Husfloen	DE	6-4	240	Tacoma	Clover Park	1973-75	61	Kenneth J. Keir	G	6-0	205	Calgary	Western Canada	1948
55	Bob Huston	E	6-7	225	Tacoma		1932	1	Bob Keiser	G	5-10	200	Hoquiam	Hoquiam	1946-49
1	Derrell Hutsona	RB	5-9	181	Spring Valley, Calif.	Grossmont College	2006	24	Lloyd DeWitt Keith	H	6-0	185	Wenatchee	Wenatchee	1954-55
	Fred Hyde				Almira		1897-98	16	Cecil Keller	E		170	Wenatchee		1923
I															
33	Frank Ingram	C	6-3	190	Yakima		1931-33	15	Jeff Keller	FL	6-0	185	Baldwin Park, Calif.	Baldwin Park	1980-81
77	Jack Inions	T	6-1	215	Yakima		1955	32	Ronald Kelley	E	6-3	184	Snohomish		1931-33
43	Mike Isaacson	LB	5-11	210	Wenatchee	Wenatchee	2000-01	83	Thomas Kelley	E	6-1	180	Mt. Vernon	Mt. Vernon	1963-65
3	Daniel Isom	CB	6-0	192	St. Louis, Mo.	Iowa Western CC	2019-21	44	Brian Kelly	FLK	5-9	170	Arcadia, Calif.	Bishop Amat	1975-77
20	Robert Iverson	Q	6-0	170	Puyallup		1953-55	3	Josh Kelly	WR	6-1	192	Fresno, Calif.	Fresno State	2023
34	Chris Ivory	RB	6-0	225	Longview, Texas	Longview	2006-08	85	Albert Kennedy	WR	6-3	198	San Jose, Calif.	Yerba Buena	1991-94
J															
1	Alfonso Jackson	S	5-9	203	Hearne, Texas	Hearne	2007-08	72	Allan Kennedy	OL	6-7	275	Woodland Hills, Calif.	El Camino	1976, 78-80
26	Bernard Jackson	TB	6-0	173	Los Angeles, Calif.	Dorsey	1970-71	2	Bob Kennedy	FB	5-11	195	Sandpoint	Idaho	1940-42
80	Brennan Jackson	DL	6-4	249	Temecula, Calif.	Great Oak	2020-23	64	William Kennedy	NG	6-0	210	Medical Lake	Medical Lake	1966
								27	Ryan Kensok	CD	5-8	158	Spokane	Gonzaga Prep	2005-07
								23	Steve Kerby	DB	6-0	187	Bozeman, Mont.	Bozeman	1969-70
								37	Dave Kerrone	LH	5-10	185	Tacoma	Stadium	1960-61
								26	Carl G. Ketchie	H	5-10	175	San Fernando, Calif.	San Fernando	1957-58

WASHINGTON STATE FOOTBALL ALL TIME LETTERWINNERS

Eddie Kienholz	HB			Spokane	Spokane	1910-12	53	Doug Leifeste	C	5-11	205	Sunnyside	Sunnyside	1953-55
6 Adam Kietzer	WR	6-2	203	Bellevue	Newport	1996	89	Chris Leighton	TE	6-4	224	Spangle	Liberty	1985-87
45 Wade Killian	OLB	6-0	213	Everett	Cascade	1982-84	92	Vince Leighton	TE	6-3	232	Spokane	Liberty	1982-84
27 Ray Kimble	SE	6-0	179	Hayward, Calif.	Chabot	1974-75	57	Garth Leisy	G	5-10	181	Stockton	Calif.	1933-34
22 Basil Kimbrow	CB	5-10	159	Carson City, Calif.	LA Harbor	1973-74	12	Ward Leland	PK	6-0	190	Spokane	Lewis and Clark	1981
Edward Kimmel	LG			Waitsburg		1894-96	68	Dave Lemke	OT	6-2	250	Monroe	Sultan	1976-77
33 Henry Kimmins	DB	5-10	217	Denman Island, BC	IMG Academy	2021-22	62	Mike Lemke	OG	6-2	240	Monroe	Sultan	1977-78
84 Jon Kincaid	TE	6-5	254	Colfax	Colfax	1995-97	28	Darius Lemora	S	6-0	196	Port Arthur, Texas	Memorial	2014-15
21 Carl King	G			Davenport		1915, 1919	44	Chandler Leniu	LB	6-0	261	Lakewood, Calif.	St. John Bosco	2015
86 Sands King	TE	6-4	215	Sacramento, Calif.	El Camino	1974	38	Bob Leslie	LB	6-2	197	Spokane	Lewis and Clark	1969-71
20 Raymond King	G			Davenport		1919	66	Reed Lesuma	OL	6-4	303	Laie, Hawaii	Mt. San Jacinto College	2009
52 Jarrett Kingston	OG	6-5	296	Anderson, Calif.	Anderson	2019-22	55	Vaughn Lesuma	6-4	323	Laie	Hawaii	Fiji	2007-08
68 Jerry Kirk	G	5-11	205	Des Moines, Iowa	Lincoln	1962-63	21	Mike Levenseller	SE	6-1	180	Tacoma	Curtis	1975-77
73 Carl Kissler	T	5-11	195	Toppenish	Toppenish	1948	31	Jim Lewis	FB	6-2	236	Daley City, Calif.	Westmoor	1972-73
34 Charles Klawitter	E	6-1	183	Kelso		1931-33	15	Robert Lewis	WR	5-9	170	South Gate, Calif.	South Gate	2014-16, 2018
27 Gary Kline	TB	6-0	196	Salem, Ore.	South	1969-70	75	Ron Lewis	OL	6-3	299	Los Angeles, Calif.	Dorsey	1993-94
76 Lee Roy Kloezeaman	ILB	6-3	214	San Francisco, Calif.	Serra	1974	88	Santana Lewis	WR	5-9	170	Miami, Fla.	Miami Beach	1993
86 Dennis Kloeke	E	6-3	175	Burlington	Burlington-Edison	1963	75	Sam Lightbody	OL	6-9	328	Huntington Beach, Calif.	Huntington Beach	2001-04
86 Hugh Klopfenstein	TE	6-4	225	Seattle	Roosevelt	1968-70	87	Daniel Lillienthal	WR	6-2	203	Hemet, Calif.	West Valley	2014-15
21 John Klumb	E	6-2	188	Tacoma	Stadium	1936-38	22	Keith P. Lincoln	HB	6-2	208	Monrovia, Calif.	Monrovia	1958-60
55 Donald Knapp	G	6-0	204	Pullman	Pullman	1938-39	27	Rian Lindell	K	6-3	245	Vancouver	Mountain View	1997-99
Charles Knight				Bay Center, Wash.	Laingsburg, Mich.	1910	27	William Linden	Q	5-8	146	Everett		1926-28
70 Gary Knight	DT	6-3	220	Montgomery, Ala.	Sidney Lanier	1976	66	Ian Lindner	OG	6-5	254	Bellevue	Newport	1985-86
71 Billy Knotts	OL	6-7	283	Vancouver	Columbia River	2000-02	62	Mike Lindsay	G	6-1	197	Missoula, Mont.	Missoula	1957-59
98 David Knuff	TE	6-3	240	Huntington Beach, Calif.	Mater Dei	1993-96	74	Mike Linker	OT-L	6-6	245	Sumner	Sumner	1976-77
60 Dale Knuth	G	5-11	195	Ritzville	Ritzville	1962-64	87	Andrei Lintz	WR	6-5	250	Bellingham, Wash.	Meridian	2009-12
5 Joe Koenig	HB		168	Olympia		1924-26	22	Bill Lippincott	H	6-0	176	Okanogan	Okanogan	1946-48
48 Zach Koepp	LS	6-2	211	Milford, Iowa	South Dakot State	2011	77	John Little	OT	6-3	275	Raymond	Raymond	1979-80
85 Otto Kofler	RE	6-0	175	Chewelah	Chewelah	1947-49	43	Carl Littlefield	F	6-0	191	Plymouth, Calif.		1936-37
26 Tomasi Kongaika	DL	6-1	300	Anchorage, Alaska	West	1999-00, 02	83	Jason Littleton	TE	6-5	232	Puyallup	Rogers	1998
93 Kevin Kooymay	DE	6-6	262	Maple Valley	Tacoma	2006-08, 2010		Claude Lobaugh	QB	6-3	209	Oak Harbor, Wash.	Oak Harbor	1903-04
51 James Krakoski	OLB	6-2	227	Fremont, Calif.	Mission San Jose	1983-86	2	Marshall Lobbestael	S	5-11	195	Ferndale, Wash.	Ferndale	2008-11
19 Fred Kramer	T		175	Colton		1924-26	88	Casey Locker	S	5-11	195	Ferndale, Wash.	Ferndale	2008-11
76 Laurence Kramer	T	6-3	210	Toppenish	Toppenish	1948	69	Phil Locker III	OL	6-5	305	Eagle River, Alaska	Chugiak	1999-02
10 Peter Kramer	E		170	Colton	Pullman	1923	19	Kurt Loertscher	LB	6-5	219	Montesano	Montesano	1989-92
70 Wallace Kramer	RE	6-0	190	Toppenish	Toppenish	1942, 46	0	Sam Lockett III	DB	6-1	205	Spokane, Wash.	City Coll. of San Fran.	2022-23
6 William Kramer	HB		160	Colton		1923-25	32	Drew Loftus	WR	6-2	193	Kennewick, Wash.	Kennewick	2014
44 William Kramer	F	5-10	180	Clarkston	Clarkston	1954-55	94	Justin Lohrenz	DL	6-3	240	Littleton, Colo.	Columbine	2020
86 Tim Krause	TE	6-2	206	Anaheim, Calif.	Cypress JC	1972-73	80	Harold Lokovsek	T	6-3	190	Enumclaw	Enumclaw	1950-52
42 Andrew Kreutz	LB	5-11	208	Marysville, Wash.	Marysville	2009	41	Tony Lomax	WR	6-3	191	Oakland, Calif.	Castelmont; Laney JC	1970-71
72 Ken Kuiper	OT	6-5	275	Spokane	Gonzaga Prep	1986-88	31	Frank Londres	F	6-1	201	Tacoma		1941-42
96 Cosmas Kwete	DL	6-3	241	Phoenix, Ariz.	Central	2019	54	Curtis Long	OG	5-8	190	Prescott	Prescott	1965
70 Devin Kylany	OL	6-5	300	Lake Stevens, Wash.	Lake Stevens	2022-23		Fred W. Long	RH			Chehalis		1894-95
							72	Mickey Long	OL	6-4	304	Corona del Mar, Calif.	Corona del Mar	1996-98
							88	Rien Long	DL	6-6	287	Anacortes	Anacortes	2000-02
							89	Travis Long	LB	6-4	245	Spokane, Wash.	Gonzaga Prep	2009-12
								Charles Longstreet				Moscow	Idaho	1902-03
							69	Keola Loo	OL	6-1	290	Kaneohe, Hawaii	St. Louis	2003
							11	Clarence Loomis	LE		168	Seattle	Broadway	1920
							49	Jeff Loomis	OLB	6-1	226	Roseburg, Ore.	Roseburg	1983-85
								Lewis Loomis				Ilwaco	Nahcotta	1897
							9	Ray Loomis	RE	6-1	175	Seattle	Broadway	1914-16
							44	Gabriel Lopez	DL	6-2	240	Las Vegas, Nev.	Desert Pines	2020
							9	Kevin Lopina	QB	6-3	241	Pleasanton, Calif.	Kansas State	2008-09
							84	Chris Love	WR	6-3	200	Long Beach, Calif.	LB Poly	1993
								Frank Lowden	C			Walla Walla		1894-95
							63	Justin Luafalemana	OL	6-0	275	Kaunakakai, Hawaii	Molokai	2006
							18	Shalom Luani	S	6-0	205	Masaui, Am. Samoa	Faga'itua	2015-16
							94	Josh Luapo	DT	6-0	331	Carson, Calif.	LA Harbor College	2009
							72	Abraham Lucas	OL	6-7	325	Everett	Archbishop Murphy	2018-21
							57	Ray Luck	QB		170	Spokane	Lewis & Clark	1930
							40	Wilbur Luft	Q		150	Endicott		1929-31
							22	Scott Lunde	WR	6-2	201	Vancouver	Hudsons Bay	2000-02
							51	Frankie Luvu	LB	6-3	240	Pago Pago, Am. Samoa	Tafuna	2014-17
							32	Ken Lyday	FB	6-0	203	Witchita Falls, Texas	Washington	1969-71
							58	Dan Lynch	OG	6-4	265	Spokane	Lewis and Clark	1981-83
							53	Mike Lynch	C	6-0	225	Seattle	Hale	1968-70
							65	Pat Lynch	NG	6-2	237	Spokane	Lewis and Clark	1981-83
							25	Joseph Lynn	FB	5-11	195	Tacoma	Bellarmino	1965-67
							10	Chuck Lyon	QB	5-11	188	Saugus, Calif.	Sylmar	1975
								Arthur D. Lyon	QB			Marshfield, Ore.		1917

'24

139

WASHINGTON STATE FOOTBALL ALL TIME LETTERWINNERS

57	Peni Naulu	LB	6-2	215	Waipahu, Hawaii	Kapolei	2019-20	41	Jack Parodi	G	5-11	180	Stockton, Calif.		1929-31
39	Leon Neal, Jr.	WR	5-10	179	Seattle, Wash.	Garfield	2023	50	Josh Parrish	OL	6-6	322	Chevelah	Jenkins	2000-02
70	Donald Nelson	T	6-3	220	North Hollywood, Calif.	Hollywood	1956-57	67	Tom Parry	T	6-0	215	Seattle	Queen Anne	1942, 46-47
42	Ike Nelson	WR	6-3	196	Stockton, Calif.	Edison	1971	12	Dezmon Patmon	WR	6-4	228	San Diego, Calif.	Patrick Henry	2016-19
65	James Nelson	G	6-1	220	Oakland, Calif.	Centra Costa JC	1964	77	James Paton	G	6-0	230	Spokane	Shadle Park	1962-64
	John "Jack" Nelson	HB			Pueblo, Colo.		1910	63	Gary Patrick	OG	6-3	240	Yakima	Eisenhower	1979-82
65	J. Robert Nelson	G	5-11	220	Ephrata	Wenatchee JC	1963	94	Bill Patterson	WLB	6-2	228	Cupertino, Calif.	Archbishop Mitty	1972, 74-75
68	Marvin Nelson	C	5-11	195	Milwaukie, Ore.	Milwaukie	1957-59	86	DeWayne Patterson	DE	6-1	248	Oakland, Calif.	McClymonds	1991-94
66	Norman E. Nelson	G	5-11	180	Everett	Everett	1949	30	DeWayne Patterson	FS	6-0	199	Redlands, Calif.	Redlands	2005
64	Steve Nelson	OL	6-3	279	Colville	Colville	2003	15	Mark Patterson	SS	6-2	195	Tacoma	Lincoln	1975-77
43	Todd Nelson	LB	6-3	240	Renton	Hazen	1995-97	39	Wes Patterson-Aumua	LB	5-11	197	Bellflower, Calif.	Bellflower	2002
	John Nelson						1910	13	Mike Pattinson	QB	6-1	197	Moscow, Idaho	Moscow	1989, 91-93
81	Doug Nesson	LB	6-3	215	Billings, Mont.	Great Falls	1976	10	Don Paul	RH	6-0	175	Tacoma	Fife	1947-49
18	Curtis Nettles	WR	5-7	165	Venice, Calif.	Culver City	1999-02	52	Darryl Paulo	DL	6-2	255	Sacramento, Calif.	Grant	2013-15
39	Don Nevels	SLB	6-1	217	San Francisco, Calif.	Balboa	1976-79	15	Karl Paymah	CB	6-0	200	Spanaway	Clover Park	2001-04
51	Bruce Nevitt	C	6-2	210	Burlington	Burlington	1952, 54	63	Jerry Payne	LB	6-1	218	Port Angeles	Port Angeles	1973-75
88	Ben Newland	E	6-2	187	Everett		1949	32	Jamel Payton	DB	5-10	162	Tacoma	Lincoln	1995
10	Billy Newman Jr.	S	5-10	201	Laguna Niguel, Calif.	Santa Margarita	1998-01	1	Dennis Pearson	FL	6-0	185	Seaside, Calif.	Monterey	1974-75
24	Bob D. Newman	Q	6-2	190	El Cerrito, Calif.	El Cerrito	1956-58	13	Chuck Peck	QB	6-2	209	Seattle	Ballard	1971-74
24	James Newson	HB	6-1	185	Sacramento, Calif.	Sacramento	1965	67	Dean Pedigo	LB	6-2	205	Everett	Everett	1974-77
52	Curt Newton	LB	6-0	218	Kansas City, Mo.	Wyandotte	1989-90	9	Rich Pelletier	QB	6-0	187	Concord, Calif.	DeLasselle	1987
42	Alex Nguae	LB	6-1	235	Inglewood, Calif.	Culver City	2000-01	84	John (Arnie) Pelluer	E	6-3	215	Bremerton	Bremerton	1953-55
45	Edward Niehl	H	5-10	180	Seattle	Highline	1947-48	47	Peyton Pelluer	LB	6-0	228	Sammamish, Wash.	Skyline	2014-18
72	Laurie Niemi	T	6-0	240	Clarkston	Clarkston	1946-48	47	Scott Pelluer	OLB	6-2	212	Bellevue	Interlake	1977-80
	Jerry "The Dane" Nissen	LH			Kent		1904-07	29	Romeo Pellum	CB	5-10	179	Long Beach, Calif.	Santa Fe	2007-08
41	Joe Njoku	DB	5-9	190	Tacoma, Wash.	Lakes	2012	88	William Pellum	WR	5-10	155	Palm Springs, Calif.	College of the Desert	1987-88
68	Christy Nkanu	OL	6-4	319	Los Angeles, Calif.	Southern Utah	2023	92	Marc Pence	DT	6-1	223	San Leandro, Calif.	Marina	1970-71, 73
63	Kyle Noble	DE	6-2	262	Renton	Liberty	1997	75	Tyson Pencer	OL	6-8	330	Delta, B.C.	Sands Secondary	2009
21	Morris Noble	CB/WR	6-0	166	Los Angeles, Calif.	Compton CC	1972-73	35	Wade Penner	K	5-10	155	Corvallis, Ore.	Corvallis	2007
37	Roosevelt Noble	DB	5-10	167	Sunnyvale, Calif.	St. Francis	1986-89	32	Woodrow Perkins	FS	5-11	180	Los Angeles, Calif.	Pierce JC	1972-73
29	Kevin Norrell	WR	5-9	199	Los Angeles, Calif.	Long Beach Poly	2008	11	Jack Perrault	QB	6-1	180	Toppenish	Toppenish	1945
44	Lewis (Bud) Norris	DB	6-4	215	Sedro Woolley	Sedro Woolley	1964-66	81	Bob Perringer	E	6-2	185	Olympia	Olympia	1953-54
61	Robert Norvell	OG/C	6-4	262	Vancouver	Columbia River	1989-90		Eugene Person				East Spokane		1902
32	Patrick Nunn	DB	6-4	205	San Mateo, Calif.	Junipero Serra	2018-19	99	Tim Petek	DT	6-5	252	Spokane	Gonzaga Prep	1985
4	Tsion Nunnally	WR	6-3	210	Santa Rosa, Calif.	Cardinal Newman	2022-23	20	Orion Peters	WR	5-9	173	Inglewood, Calif.	Inglewood	2022
21	Chima Nwachukwu	S	5-11	200	Allen, Texas	Allen	2007-10	15	David G. Petersen	S	6-0	195	Wenatchee	Wenatchee	1964-66
O															
78	Dan O'Leary	OG	6-3	250	San Francisco, Calif.	Riordan	1978	31	Jim Peterson	LB	6-1	180	Wenatchee	Wenatchee	1968-69
41	Bob O'Neal	OLB	6-5	226	Marysville, Calif.	Lindhurst	1984-88	68	John Peterson	G	5-9	190	Spokane	John Rogers	1946-48
1	Nick Obrastoff	PK	6-0	181	Seattle	Nathan Hale	1986	87	Mike Peterson	WR	5-11	180	Spokane	University	1982
87	Tim Ochs	DT	6-3	242	Fife	Fife	1973-76	48	Mitchell Peterson	LB	6-1	200	Spokane	West Valley	2013-14
76	Cody O'Connell	OL	6-9	370	Wenatchee	Wenatchee	2015-17	22	Brad Philleary	RB	6-2	208	Puyallup	Rogers	1997-00
73	Sean O'Connor	OL	6-6	290	Redmond	Redmond	2003-06	59	Brandon Pickering	LB	5-10	200	Monroe	Redmond	2000
51	Virgil Odom	G		183	Shelton		1931	39	Randy Pickering	LB	6-0	180	Issaquah	Issaquah	1970-71
38	Eric Oertel	RB/LB	6-1	208	Racine, Wisc.	Lutheran	2010-13	62	Ryan Pickering	LB	5-11	198	Monroe	Redmond	2000
	Chester Offner				Walla Walla		1898	28	Edell Piggins	H	5-9	165	Ellensburg	Ellensburg	1941
30	Nnamdi Oguayao	DL	6-3	229	Beltville, Md.	High Point	2016-19	77	Konrad Pimiskern	OL	6-4	280	West Vancouver, B.C.	West Van. Secondary	1989-92
95	Gabriel Oladipo	DT	6-4	294	Lagos, Nigeria	Texas Southern	1990	43	Mark Pimiskern	DE	6-3	229	West Vancouver, B.C.	West Van. Secondary	1993-94
89	Jamie Olesen	TE	6-2	228	Sumas	Sumas	1982-84	21	Marcellus Pippins	CB	5-10	176	Richmond, Calif.	El Cerrito	2014-17
28	Frank Oliver	H	6-0	175	Kennewick		1939	47	Marshal Pirtz	LB	6-0	244	Boise, Idaho	Centennial	2008
24	Verne Oliver	C	5-9	196	Everett	Everett	1942	75	Ropati Pitoitua	DT	6-8	291	Spanaway	Clover Park	2004-07
13	Donovan Ollie	WR	6-3	209	Wylie, Texas	Wylie	2020-22	51	Hank Pladson	LB	6-0	219	Sammamish, Wash.	North Central	1954-55
25	Augustin Olobia	WR	5-11	198	Benin, Nigeria	Texas Southern	1990-91	55	Harry Planck	RG	5-11	207	Pacoma, Calif.	Eastlake	2019-20
83	Don Olsen	DE	6-4	217	Spokane	Rogers	1972-73	18	Mark Pleis	OLB	6-3	200	Lafayette, Calif.	Del Valley	1981-82
79	Bryan Olsen	DT	6-4	282	Kent	Kentlake	2005	93	Rod Plummer	LB	6-0	226	Oakland, Calif.	St. Mary's College	1988-91
11	Rich Olson	QB	5-11	185	Monterey Park	Montebello	1968-69	58	Tom Poe	MLB	6-0	218	Enumclaw	Enumclaw	1971-73
46	Rodd Olson	TE	6-4	224	Walnut Creek, Calif.	Las Lomas	1986-89	9	Deron Pointer	WR	5-11	175	Tacoma	Curtis	1991-93
9	Lee Omlid	DHB	5-11	185	Eugene, Ore.	Willamette	1967	76	Esa Pole	OL	6-7	323	Hayward, Calif.	Chabot College	2023
40	Chima Onyuekwu	LB	6-2	220	Pittsburg, Calif.	Contra Costa College	2017	98	Kalafitoni Pole	DL	6-1	302	Union City, Calif.	James Logan	2011-14
81	Mel Orchard	TE	6-2	218	Evanston, Wyo.	Evanston	1985-87	83	Francis Polsfoot	LE	6-3	190	Montesano	Montesano	1947-49
42	Ted Ornduff	LCB	5-10	189	Morgan Hills, Calif.	Morgan Hills	1984	20	Dwight G. Pool	HB	6-0	180	Walla Walla	Walla Walla	1950-52
43	Lee Orr	H	6-1	175	Monroe	Monroe	1939		Fred Poole				Tekoa		1898
84	Ronald Orr	E	6-2	195	Shelton	Shelton	1965-67	81	Jeff Poppe	SE	6-0	175	Mt. Vernon	Mt. Vernon	1980-81
89	William H. Osborne	E	6-2	195	Vancouver	Vancouver	1948	43	Aaron Porter	LB	6-3	242	La Habra, Calif.	La Habra	2015
62	Steve Ostermann	OG	6-2	230	Arlington Heights, Ill.	St. Viator	1972-74	68	Greg Porter	OG	6-3	245	Pleasant Hills, Calif.	College Park	1978-79, 82
87	Tom Ostrander	WR	6-1	203	Yakima	East Valley	2002, 04	30	Kerry Porter	FB	6-2	201	Great Falls, Mont.	Great Falls	1982-83, 85-86
55	Noah Osur-Myers	C	6-4	307	Walnut Creek, Calif.	Las Lomas	2016-17	17	Pat Porter	CB	5-9	163	Tuscaloosa, Ala.	Paul W. Bryant	2014
50	Andrew Oswald	G	5-10	193	Walla Walla		1935-36	17	Billy Pospisil III	WR	5-10	186	Arvada, Colo.	Pomona	2020-21
75	Jon Ottenbreit	OT	6-6	285	Cheney	Cheney	1996-97	85	Michael R. Potter	E	6-1	200	Seattle	Everett JC	1964
13	Drake Owen	WR	5-11	190	Camas	Camas	2022	46	Erik Powell	K	6-1	201	Vancouver, Wash.	Seton Catholic	2014-17
78	Earl Owens	OT	6-2	254	Pasadena, Calif.	Pasadena City CC	1973-74	79	Joseph Powloski	T	6-0	200	Tacoma	Bellarmine	1952-54
P															
30	Dylan Paine	RB	5-9	193	Tumwater	Tumwater	2022-23	19	Greg Prator	WR	6-1	201	Rubidoux	Rubidoux	2004-05
14	Ty Paine	QB	6-3	219	Billings, Mont.	Billings	1970-72	12	Aaron Price	KS	5-10	190	Pullman	Ogden	1992-93
81	Mark Painter	TE	6-3	200	Richland	Columbia	1970-71	20	Geoffrey S. Price	H	6-0	165	Everett	Everett	1958-59
40	Kache Palacio	LB	6-2	231	Gardena, Calif.	Serra	2012-15	5	James Price	LB	5-11	215	Anchorage, Alaska	West	1997-98, 2000-01
54	Tolo Palelei	DT	6-4	250	Pago Pago, Am. Samoa	Samoa	1988	1	Kyrin Priestner	WR	6-1	190	St. Petersburg, Fla.	Clemson	2015
72	Pace Paletta	T	6-2	190	Dunsmuir, Calif.	Pullman	1939	28	Anthony Prior	DB	5-11	188	Mira Loma, Calif.	Rubidoux	1989-91
	L. H. Palmerton						1898	66	David Pritchard	C	6-0	230	Tacoma	Clover Park	1981
50	Mike Palumbo	G	6-2	277	Calgary, Alberta	St. Mary's	1983	44	Tana Pritchard	LB	6-3	220	Lakewood, Wash.	Clover Park	2012-13
37	Paul Palumbo	RB	5-11	190	Chula Vista, Calif.	Chula Vista	1977	25	Nick Proen	WR	6-0	193	Spokane	Mead	2009
24	Hugh Parker	CB	5-10	190	Sacramento, Calif.	Crawford	1979-80		Charles Proff	FB			Rosalie		1899-1901
10	Kirkland Parker	DB	6-1	186	Houston, Texas	Blinn College	2015-17	57	Chris Prummer	OL	6-2	263	Renton	Liberty	2008-10
18	Randy Parker	FS	5-11	179	Seattle	Ingraham	1989	42	Antonio Pule	DL	6-4	276	Pago Pago, Am. Samoa	Modesto JC	2020-23
21	John Parkhill	E		177	Wenatchee		1925-27	14	Antone Purcel	LT		185	Chehalis	Chehalis	1922
								37	Merton Purnell	H	5-11	180	Ellensburg	Ellensburg	1952-54
								85	Jordan Pu'u Robinson	DE	6-4	260	Wailuku, Hawaii	Baldwin	2011
									George Pynn				Spokane	Spokane	1911

WASHINGTON STATE FOOTBALL ALL TIME LETTERWINNERS

24

																																																																																																																																																																																																																																																																																																																																																																																																																																																																																																																																																																																																																																																																																																																																																																																																																																																																																																																																																																																																																																																																																																																																																																																																																																																																																																																																																																																																																					</
--	--	--	--	--	--	--	--	--	--	--	--	--	--	--	--	--	--	--	--	--	--	--	--	--	--	--	--	--	--	--	--	--	--	--	--	--	--	--	--	--	--	--	--	--	--	--	--	--	--	--	--	--	--	--	--	--	--	--	--	--	--	--	--	--	--	--	--	--	--	--	--	--	--	--	--	--	--	--	--	--	--	--	--	--	--	--	--	--	--	--	--	--	--	--	--	--	--	--	--	--	--	--	--	--	--	--	--	--	--	--	--	--	--	--	--	--	--	--	--	--	--	--	--	--	--	--	--	--	--	--	--	--	--	--	--	--	--	--	--	--	--	--	--	--	--	--	--	--	--	--	--	--	--	--	--	--	--	--	--	--	--	--	--	--	--	--	--	--	--	--	--	--	--	--	--	--	--	--	--	--	--	--	--	--	--	--	--	--	--	--	--	--	--	--	--	--	--	--	--	--	--	--	--	--	--	--	--	--	--	--	--	--	--	--	--	--	--	--	--	--	--	--	--	--	--	--	--	--	--	--	--	--	--	--	--	--	--	--	--	--	--	--	--	--	--	--	--	--	--	--	--	--	--	--	--	--	--	--	--	--	--	--	--	--	--	--	--	--	--	--	--	--	--	--	--	--	--	--	--	--	--	--	--	--	--	--	--	--	--	--	--	--	--	--	--	--	--	--	--	--	--	--	--	--	--	--	--	--	--	--	--	--	--	--	--	--	--	--	--	--	--	--	--	--	--	--	--	--	--	--	--	--	--	--	--	--	--	--	--	--	--	--	--	--	--	--	--	--	--	--	--	--	--	--	--	--	--	--	--	--	--	--	--	--	--	--	--	--	--	--	--	--	--	--	--	--	--	--	--	--	--	--	--	--	--	--	--	--	--	--	--	--	--	--	--	--	--	--	--	--	--	--	--	--	--	--	--	--	--	--	--	--	--	--	--	--	--	--	--	--	--	--	--	--	--	--	--	--	--	--	--	--	--	--	--	--	--	--	--	--	--	--	--	--	--	--	--	--	--	--	--	--	--	--	--	--	--	--	--	--	--	--	--	--	--	--	--	--	--	--	--	--	--	--	--	--	--	--	--	--	--	--	--	--	--	--	--	--	--	--	--	--	--	--	--	--	--	--	--	--	--	--	--	--	--	--	--	--	--	--	--	--	--	--	--	--	--	--	--	--	--	--	--	--	--	--	--	--	--	--	--	--	--	--	--	--	--	--	--	--	--	--	--	--	--	--	--	--	--	--	--	--	--	--	--	--	--	--	--	--	--	--	--	--	--	--	--	--	--	--	--	--	--	--	--	--	--	--	--	--	--	--	--	--	--	--	--	--	--	--	--	--	--	--	--	--	--	--	--	--	--	--	--	--	--	--	--	--	--	--	--	--	--	--	--	--	--	--	--	--	--	--	--	--	--	--	--	--	--	--	--	--	--	--	--	--	--	--	--	--	--	--	--	--	--	--	--	--	--	--	--	--	--	--	--	--	--	--	--	--	--	--	--	--	--	--	--	--	--	--	--	--	--	--	--	--	--	--	--	--	--	--	--	--	--	--	--	--	--	--	--	--	--	--	--	--	--	--	--	--	--	--	--	--	--	--	--	--	--	--	--	--	--	--	--	--	--	--	--	--	--	--	--	--	--	--	--	--	--	--	--	--	--	--	--	--	--	--	--	--	--	--	--	--	--	--	--	--	--	--	--	--	--	--	--	--	--	--	--	--	--	--	--	--	--	--	--	--	--	--	--	--	--	--	--	--	--	--	--	--	--	--	--	--	--	--	--	--	--	--	--	--	--	--	--	--	--	--	--	--	--	--	--	--	--	--	--	--	--	--	--	--	--	--	--	--	--	--	--	--	--	--	--	--	--	--	--	--	--	--	--	--	--	--	--	--	--	--	--	--	--	--	--	--	--	--	--	--	--	--	--	--	--	--	--	--	--	--	--	--	--	--	--	--	--	--	--	--	--	--	--	--	--	--	--	--	--	--	--	--	--	--	--	--	--	--	--	--	--	--	--	--	--	--	--	--	--	--	--	--	--	--	--	--	--	--	--	--	--	--	--	--	--	--	--	--	--	--	--	--	--	--	--	--	--	--	--	--	--	--	--	--	--	--	--	--	--	--	--	--	--	--	--	--	--	--	--	--	--	--	--	--	--	--	--	--	--	--	--	--	--	--	--	--	--	--	--	--	--	--	--	--	--	--	--	--	--	--	--	--	--	--	--	--	--	--	--	--	--	--	--	--	--	--	--	--	--	--	--	--	--	--	--	--	--	--	--	--	--	--	--	--	--	--	--	--	--	--	--	--	--	--	--	--	--	--	--	--	--	--	--	--	--	--	--	--	--	--	--	--	--	--	--	--	--	--	--	--	--	--	--	--	--	--	--	--	--	--	--	--	--	--	--	--	--	--	--	--	--	--	--	--	--	--	--	--	--	--	--	--	--	--	--	--	--	--	--	--	--	--	--	--	--	--	--	--	--	--	--	--	--	--	--	--	--	--	--	--	--	--	--	--	--	--	--	--	--	--	--	--	--	--	--	--	--	--	--	--	--	--	--	--	--	--	--	--	--	--	--	--	--	--	--	--	--	--	--	--	--	--	--	--	--	--	--	--	--	--	--	--	--	--	--	--	--	--	--	--	--	--	--	--	--	--	--	--	--	--	--	--	--	--	--	--	--	--	--	--	--	--	--	--	--	--	--	--	--	--	--	--	--	--	--	--	--	--	--	--	--	--	--	--	--	--	--	--	--	--	--	--	--	--	--	--	--	--	--	--	--	--	--	--	--	--	--	--	--	--	--	--	--	--	--	--	--	--	--	--	--	--	--	--	--	--	--	--	--	--	--	--	--	--	--	--	--	--	--	--	--	--	--	--	--	--	--	--	--	--	--	--	--	--	--	--	--	--	--	--	--	--	--	--	--	--	--	--	--	--	--	--	--	--	--	--	--	--	--	--	--	--	--	--	--	--	--	--	--	--	--	--	--	--	--	--	--	--	--	--	--	--	--	--	--	--	--	--	--	--	--	--	--	--	--	--	--	--	--	--	--	--	--	--	--	--	--	--	--	--	--	--	--	--	--	--	----

WASHINGTON STATE FOOTBALL ALL TIME LETTERWINNERS

82	R. Gerald Shaw	E	6-2	190	Calgary, Alberta	Mt. Royal College	1962-64	25	Duane Stewart	DB	6-2	218	Ontario, Calif.	Chino	1994-97
49	Stanley Shaw	E		180	Yakima		1930		Elbert "Shorty" Stewart	C			Walla Walla		1903-06
82	Todd Shaw	DT	6-6	278	Portland, Ore.	Franklin	1991-94	23	Kwame Stewart	RB	5-10	228	Oakland, Calif.	Skyline	1995
99	Nicholas Sheetz	DL	6-3	250	Greenwood, S.C.	Emerald	2019	46	Kyle Stiffarm	LB	6-0	195	Clarkston	Clarkston	2000-01
63	Mike Shelford	OL	6-2	275	Seattle	Kings	2001-03	16	Silas Stites	LG		170	Caldwell	Idaho	1914-17
15	Stan Sherer	QB	6-2	190	Rancho Cordova, Calif.	Rancho Cordova	1972	85	Robert Stogner	WR	5-8	160	Santa Rosa, Calif.	Santa Rosa JC	1987, 89
23	Cole Sheridan	CB	5-11	183	Pullman	Pullman	2000-02	41	Frank Stojack	G	5-10	186	Tacoma		1932-34
41	Dillon Sherman	LB	6-1	220	Mission Viejo, Calif.	El Toro	2017-18, 20	53	Chuck Stone	C	6-2	185	Walla Walla	Walla Walla	1953
88	Richard C. Sheron	E	6-5	220	Beaverton, Ore.	Beaverton	1964-66	18	Earle Stone	C	6-3	198	Oswego, Ore.		1938-40
44	Bill Shore	G	5-11	201	Stanwood		1937-38		Fred Stone				Rosalia	Spokane	1899
63	Steven Shoun	SLB	6-3	206	Caldwell, Idaho	Caldwell	1967-69	10	Ron Stone, Jr.	EDGE	6-3	234	San Jose, Calif.	Valley Christian	2019-23
5	Larry Sibillia	H	5-9	175	Cle Elum		1933-34	40	Skyler Stormo	TE/DE	6-5	260	Everett, Wash.	Kamiah	2009-11
10	Brian Sickler	OLB	6-1	214	Dallas, Pa.	Miami	1978-80	77	Alvin Stout	T	6-3	212	Tacoma	Clover Park	1949
3	Graham Siderius	PK	6-2	211	Reno, Nev.	McQueen	2003-05	42	Jay Stoves	LH	6-3	203	Centralia	Centralia	1940-42
39	Joe Sienko	F	6-0	186	PeEll		1936-37	52	Gail B. Strait	C	6-0	195	Spokane	West Valley	1956-57
24	Daniel Simmons	CB	5-10	184	Ontario, Calif.	Colony	2009-12	23	Thomas E. Strait	HB	5-10	185	Spokane	Central Valley	1964
36	Matthew Simmons	S	5-11	195	Rancho Palos Verdes, Calif.	Bishop Montgomery	2011	69	Carl Strand	G	5-10	190	Bremerton	Bremerton	1953
31	Melvin Simmons	LB	6-1	210	Compton, Calif.	Dominguez	1999-00	59	Randy Strawn	SLB	6-1	209	Santa Clara, Calif.	Mitty	1975
17	Randal Simmons	CB	5-11	180	Los Angeles, Calif.	Fairfax	1976-78	88	De'Zhaun Stribling	WR	6-2	202	Kapolei, Hawaii	Kapolei	2021-22
53	Keith Simon	Q	5-7	155	Billings, Mont.	1936	39	50	Jason Stripling	LB	5-11	215	Tyler, Texas	Robert E. Lee	2005
1	Gino Simone	WR	6-0	184	Sammamish, Wash.	Skyline	2009-12	4	Marcus Strong	CB	5-9	175	Rialto, Calif.	Carter	2016-19
19	Jordan Simone	S	6-0	178	Sammamish, Wash.	Skyline	2011	20	Andre Stuckey	CB	5-10	180	Oakland, Calif.	Freemont	1974
69	Matt Simonet	OT	6-5	277	Kent	Kentwood	1988-89	32	Elwood Sturdevant	G	5-9	160	Montesano	Montesano	1946-48
90	Robert Simpson	OE	6-2	210	Edwall	Reardan	1965-67	45	Chester Su'a	LB	6-1	224	Pearl City, Hawaii	Kaimuki	2011-12
24	Robin Sinclair	CG	6-0	185	Portland, Ore.	Grant	1971-73	84	Lee Suksdorf	TE	6-3	196	Medford, Ore.	Medford	1968-69
20	Domnick Silvels	LB	6-3	219	San Diego	Patrick Henry	2017-18	38	Nick Susoeff	LE	6-2	210	Los Angeles, Calif.		1940-42
22	Deion Singleton	DB	6-2	191	Tallahassee, Fla.	Chiawana (Wash.)	2017-18		Clyde Suver	T		180	Ellensburg		1912
2	Frank Skadan	Q		163	Spokane	North Central	1920-21	86	Harland Svare	E	6-0	195	Poulsbo	North Kitsap	1950-52
39	Brian Skjei	LB	6-3	208	Mount Vernon	Mount Vernon	2004	80	David E. Swanson	E	6-0	180	Tacoma	Lincoln	1946-48
21	Howard Slater	T		185	Spokane	Deer Park	1922-23	93	Wayne Swayda	DE	6-2	210	Phoenix, Ariz.	Camelback	1967-68
72	Kevin Sloan	OT	6-7	263	Costa Mesa, Calif.	Estanica	1981-82	3	Charles Sweet	HB		154	Winona		1924-26
48	Fred Small	Q	6-1	208	Mead	Mead	1941	3	Donald Sweet	K	6-1	186	Vancouver, B.C.	Lord Byng	1970-71
24	Courtney Smith	F	6-0	175	Seattle		1927-28	17	Kyle Sweet	WR	6-0	192	Rancho Santa Margarita, Calif.	Santa Margarita	2015-18
73	Dan Smith	OT	6-4	258	Bremerton	Olympic CC	1974-75	33	Rich Swinton	RB	5-8	190	Canoga Park, Calif.	Montclair Prep	1987-90
84	Dustin Smith	TE/OG	6-4	255	Kennewick	Kamiaken	1990-92	64	Steve Swift	DT-R	6-3	230	Seattle	Grays Harbor CC	1977-78
41	Harold Gus Smith	H	5-10	165	Wapato	Wapato	1936-37	9	Josh Swogger	QB	6-5	254	Youngstown, Ohio	Ursuline	2003-04
91	James D. Smith	DE	6-3	210	Brawley, Calif.	Brawley	1967-68	56	Greg Sykes	OG	6-6	243	Los Angeles, Calif.	Hollywood	1979-80
5	Jonathan Smith	RB	5-10	190	Pasadena, Calif.	Narbonne	2002-03								
28	Kealan Smith	RB	6-0	205	Gig Harbor	Peninsula	2003								
63	Mike Smith	C	6-2	280	Auburn	Jefferson	1987-90								
30	Raonall Smith	LB	6-2	241	Gig Harbor	Peninsula	1998-01	98	Jernias Tafia	DT	6-3	300	West Seattle, Wash.	Eastside Catholic	2023
21	Richard Smith	TB	6-3	205	Norristown, Pa.	Norristown	1968-69	45	Logan Tago	LB	6-3	245	Pago Pago, Am. Samoa	Samoana	2015-18
62	Ryan Smith	OL	6-4	270	Anderson, Calif.	Anderson Union	1990	39	Tali Talakai	DB	5-9	177	Seattle	Chief Sealth	2008
72	Stanley Smith	C	6-1	194	Abilene	Texas	1934-36	79	Michael Talbot	OT	6-3	229	San Leandro, Calif.	San Leandro	1970-71
31	Wendell Smith	DB	5-11	207	Spokane	Gonzaga Prep	1999, 2002	30	Taylor Taliulu	S	5-11	205	Aiea, Hawaii	Kamehameha	2012-15
23	William Smith	G		180	Sprague		1924-26	24	Darren Talley	WR	6-0	178	Longview	Mark Morris	1979-82
75	William M. Smith	T	6-2	215	Olympia	Olympia	1948	95	Ngalu Tapa	DL	6-2	323	Sacramento, Calif.	Luther Burbank	2015-16
	William O. Smith	QB			Mora, Wash.		1913-14	31	Dwight Tardy	RB	5-10	208	Walnut, Calif.	St. Paul	2006-08
6	Chau Smith-Wade	DB	5-11	170	Chicago, Ill.	Simeon Career Acad.	2020-23	99	Bryan Tarkington	DT	6-4	320	Woodland Hills, Calif.	Moorpark JC	2006
10	Leyton Smithson	DB	6-1	188	Bellingham	Squalicum	2022-23	83	Zach Tattman	TE	6-5	245	Salem, Ore.	Foothill	2009-10
13	Mike Snow	CB	6-1	192	Seattle	Lindbergh	1976-79	28	Madigan Taulelei	RB	6-0	215	Boise, Idaho	Boise	2016
24	Tom Solberg	TB	6-3	196	Auburn	Auburn	1968	38	Junior Tautalatasi	RB	5-11	211	Alameda, Calif.	Encinal	1984-85
34	Arnold Soley	FB	5-11	170	Everett		1929-30	47	Jesse Taylor	TE	6-3	250	Woodland Hills, Calif.	Chaminade	2003-06
12	Jeffrey Solomon	WR	6-0	200	Seattle	Eastern Washington	2009-10	3	Joe Taylor	SS	6-0	192	Jersey City, N.J.	Snyder	1980-81, 83
69	George Somnis	G	6-0	227	Olympia	Olympia	1957-59	8	Kitrick Taylor	WR	5-11	181	Claremont, Calif.	Pomona	1982-83, 85, 86
28	Paul Sorensen	CB	6-0	189	Walnut Creek, Calif.	Northgate	1980-81	82	Nian Taylor	WR	6-1	195	Riverside, Calif.	Ramona	1996-99
58	Riley Sorenson	OL	6-4	330	Rancho Santa Margarita, Calif.	Santa Margarita	2013-16	24	Norman Taylor	E	6-0	205	Glendale, Calif.		1931-32
92	Gary Southwick	DT	6-5	246	Fillmore, Calif.	Moorpark JC	1974	20	Paris Taylor	LB	6-3	223	Altamonte Springs, Fla.	LA Pierce College	2014-16
81	Ron Souza	TE	6-2	205	Castro Valley, Calif.	Castro Valley	1967-68	2	Robert Taylor	S	5-10	186	San Leandro, Calif.	San Francisco CC	2016-17
5	Derek Sparks	RB	6-0	220	Santa Ana, Calif.	Mater Dei	1991-92, 94-95	27	Willie Taylor III	EDGE	6-4	235	Cochran, Ga.	Bleckley County	2018-19, 21
	F. Eugene Spaulding	T	6-2		Almota		1903, 05	5	Gary Teague	S	6-0	186	Rancho Cordova, Calif.	Cordova	1978-79, 81
25	Harry Speidel				Seattle	Franklin	1926-28	21	Alex Teems	CB	5-11	188	San Pedro, Calif.	San Pedro	2003-05
22	David Spence	WR	6-0	180	Westminster, Calif.	Westminster	1994	19	Colton Teglovic	DB	6-0	195	Sammamish, Wash.	Eastlake	2014-16
	Robert Spencer				Pullman		1899	37	Richard Temby	H	6-0	185	Tonasket	Tonasket	1955
80	Tom Spencer	TE	6-3	227	Fremont, Calif.	Mission San Jose	1979-82	49	Sam Tennant	LB	6-0	217	Pullman	Pullman	2009
54	Kevin Sperry	LB	6-2	219	North Torrance, Calif.	North Torrance	2002	44	Isaac Terrell	Edge	6-2	261	Lehi, Utah	Lehi	2023
55	Fred Spiegelberg	E	6-0	175	Omak	Omak	1939, 41	40	Floyd J. Terry	E	6-1	180	Exeter, Calif.		1934-36
92	Dan Spitz	OL	6-7	301	Spokane	Mead	2009, 11	45	Larry Thatcher	WR	5-11	195	Bremerton	West	1966-68
69	Kenneth Spooner	G	5-9	200	Puyallup	Puyallup	1947-49		Lorne "Big" Thayer	T			St. Paul, Minn.		1904-07
14	Don L. Springer	Q	6-0	192	Portland, Ore.	Washington	1935	19	Colton Theaker	K	6-3	198	Arroyo Grande, Calif.	Cal Poly	2022-23
10	Emile (Jim) St. Geme	G	5-10	180	Los Angeles, Calif.	Loyola	1954	48	George Theodoratos	T	6-2	240	Sacramento, Calif.		1932-34
87	Kevin St. Martin	TE	6-2	235	Yakima	Eisenhower	1996	73	Arnold Thexton	T	6-2	235	Alhambra, Calif.	Alhambra	1962
23	John Stackhouse	C		165	Sunnyside	Sunnyside	1923	33	Jeremy Thielbahr	RB	6-2	233	Sandpoint, Idaho	Sandpoint	1998-01
22	Chantz Staden	RB	5-10	205	Campbell, Calif.	De Anza College	2008, 10	78	Steve Thieme	OG-L	6-4	240	Richland	Hanford	1977
44	Eugene Stagnaro	E	6-0	183	Stockton, Calif.		1931-33	18	Bryant Thomas	DB	6-0	204	Carson, Calif.	San Pedro	1994-97
19	Justin Stallings	WR	6-0	217	Lawndale, Calif.	Hawthorne	1995	55	David D. Thomas	C-T	6-0	225	Culver City, Calif.	Culver City	1964-66
99	Larry Stallings	LB	6-5	208	Wenatchee	Wenatchee	1974	36	Elmer Thomas	WR	6-1	184	Dallas, Texas	Carter	1987-88
2	Tim Stallworth	WR	5-11	171	Pacioma, Calif.	Montclair Prep	1986-89	91	Ernest L. Thomas	DE	6-4	220	Austin, Texas	Anderson	1967, 69
86	William Steiger	E	6-0	195	Olympia	Olympia	1955-56, 58	44	Jeff Thomas	TE	6-2	230	Morgan Hills, Calif.	Live Oak	1994-95
84	Don Steinbrunner	E	6-3	215	Wickersham	Mt. Baker	1950-52	22	Lionel Thomas	WR	6-1	185	Warren, Ohio	Vern Rosene	1969-70
12	Paul Stensen	K	5-8	146	Tacoma	Wilson	1969	25	Skyler Thomas	S	5-9	185	Riverside, Calif.	Citrus	2018-19
76	Grant Stephens	OL	6-4	305	Missouri City, Texas	Northern Colorado	2022	6	Kevin Thomasson	FS	5-11	184	Sacramento, Calif.	Grant	1984-86
51	Kevin Stephenson	OG	6-3	235	Fullerton, Calif.	Servite	1975-76	27	Casey Thometz	RB	6-0	210	Marysville	Marysville - Pilchuck	2009
45	Edward L. Stevens	F	5-8	190	Cunningham	Lind	1956-58	38	Allen Thompson	RB	5-10	205	National City, Calif.	Sweetwater	2001, 04
54	Paul Stevens	DE	6-3	247	Tacoma	Clover Park	2004-05	46	Eric Thompson	LB	6-2	228	Los Alamitos, Calif.	Los Alamitos	1991-92
45	Raam Stevenson	EDGE	6-4	230	Arlington, Texas	Mansfield Timberview	2022-23	22	Harry Thompson	FS	5-9	180	Los Angeles, Calif.	Lake	1971-72
56	Brian Stewart	DL	6-1	265	Bellevue	Garfield	1994	14	Jack Thompson	QB	6-3	215	Seattle	Evergreen	1975-78

6	Brian Walker	DB	6-1	180	Colorado Springs, Colo.	Widewater	1994-95
34	Jarred Walker	LB	6-2	205	Moses Lake, Wash.	Moses Lake	2009
62	Mike Walker	DT	6-1	246	Indianapolis, Ind.	Pike	1979, 81
44	Darroll Waller	H	6-1	195	Spokane	Gonzaga	1945
46	Frank Wallulis	T		192	Roslyn		1930-31
46	Bob Walsh	OLB	6-3	208	San Marino, Calif.	San Marino	1982
15	Benny Ward	WR	6-3	204	Pacoima, Calif.	Birmingham	2005-08
1	Cameron Ward	QB	6-3	215	West Columbia, Texas	Incarinate Word	2022-23
44	William C. Ward	LG	6-2	212	Sequim	Sequim	1941-42
81	Wendell Wardell	T	6-5	230	Billings, Mont.	Billings	1963
67	Clyde Warehime	SLB	6-2	218	Kent	Kent-Meridian	1971-73
26	Mike Washington	RB	5-10	191	Tacoma	Lakes	1976-78, 80
2	Nolan Washington	CB	5-11	192	Seattle	Kennedy	2010-13
22	Talmadge (Duke) Washington	F	5-11	190	Pasco	Pasco	1952-54
2	Jerald Waters	SS	5-11	191	Daly City, Calif.	Serramonte	1982-84
32	Brad Watkins	LB	6-3	225	Mountain View, Calif.	Mountain View	1974
9	Cedric Watkins	CB	6-1	180	Long Beach, Calif.	Poly	1976
66	Frank Watkins	G	5-10	190	Pullman	Pullman	1954
0	Jaylen Watson	DB	6-3	190	Augusta, Ga.	Ventura College	2020-21
65	Josh Watson	OG	6-4	285	Everett	Cascade	2018-20
25	Nakia Watson	RB	6-0	225	Austin, Texas	Westlake	2021-23
22	Paul Watson	PK	6-1	195	Vancouver, B.C.	Point Grey Sec.	1977-78
81	Markham Watt	WR	6-0	174	Long Beach, Calif.	Gardena	1982
74	Lee Weatherford	DE	6-3	230	Portland, Ore.	Douglas	1972-74
92	Dan Webber	DE	6-5	260	Bellevue	Eastside Catholic	1987-90
66	Larry Weir	G	5-11	190	Spokane	Gonzaga Prep	1955
77	Victor D. Weitz	T	6-3	190	Walla Walla	Walla Walla	1952-53
76	James Welch	G	5-10	200	Seattle	Lincoln	1953-55
26	Cecil Welchko	H	6-1	175	Bonniers Ferry	Idaho	1936-38
82	Doug Wellsandt	TE	6-3	248	Ritzville	Ritzville	1987-89
82	Adam West	DE	6-6	265	Venice, Calif.	Venice	2002-05
89	Harvey West	E	6-0	215	Olympia	Olympia	1959-61
44	John West	SS	6-1	183	Marysville	Granite Falls	1978-81
	Melville "Mel" West				Rosalia		1903
24	Theron Weston	RB	5-7	175	Compton, Calif.	LA Harbor College	2013-14
94	Kirk Westerfield	DE	6-7	280	Benton City	Kiona-Benton	1988-91
5	Cecil Wetsel	G		195	Wenatchee	Wenatchee	1922-23
	Harry Wexler	FB			Pullman		1913, 17
	Herbert Wexler	C		183	Pullman		1905-08
21	Jim Whately	WR	6-0	172	Bellevue	Interlake	1978-80
8	Hugh Wheeler	FB		175	Colfax	Colfax	1922
57	Brent White	DT	6-2	233	Sparks, Nev.	Reed	1980-81, 84
16	Charleston White	CB	6-0	203	Amarillo, Texas	Palo Duro	2014-16
69	Dan White	DT	6-2	242	Longview	Morris	1968-69
	Daryl "Dud" White	HB			Cle Elum		1909
74	Jamie White	OT	6-4	263	Lapwai, Idaho	Lapwai	1981, 84
13	Jason White	WR	5-11	171	Milpitas, Calif.	Milpitas	2001
40	Brian Whiteaker	DE	6-2	225	Mill Creek	Jackson	2001
33	Mark Whitmire	LB	6-2	222	Centralia	Charles Wright	1991-92
88	Brad Whitsell	TE	6-1	212	Lake Stevens	Lake Stevens	1979
	Fred Whittaker				Palouse		1899
45	Rob Whorley	K	6-0	187	Spokane	Mead	1988,90
23	Gerard Wicks	RB	6-0	228	Long Beach, Calif.	Long Beach Poly	2014-17
34	Mark Wicks	DHB	6-2	195	Watertown, S. D.	Watertown	1965-67
75	Tom Wickert	OT	6-4	247	San Rafael, Calif.	Redwood	1971-73
13	Jack Wigmore	QB	5-11	175	Santa Ana, Calif.	Mater Dei	1969-70
97	Anousith Wilaikul	K	5-8	148	Vista, Calif.	Vista	2000
55	Frank Willard	E		175	Tacoma	Stadium	1931
56	Bill Williams	OT	6-6	270	Naches	Naches	1984-85

22	Clarence (Clancy) Williams	DB	6-2	195	Renton	Renton	1962-64
34	Clarence (Butch) Williams	TE	6-2	236	Seattle	Renton	1989-92
98	Courtney Williams	DB	6-1	200	Los Angeles, Calif.	Dorsey	2005-06
80	Dom Williams	WR	6-2	200	Pomona, Calif.	Garey	2012-15
76	Eric Williams	DT	6-5	258	Stockton, Calif.	St. Mary's	1981-83
32	James Williams	RB	5-11	192	Burbank, Calif.	Burbank	2016-18
95	Jeremey Williams	DT	6-5	284	Spokane	Ferris	2000-02
33	Jerry Williams	H	5-10	166	Spokane	N. Central	1946-48
15	Kedron Williams	DB	6-0	185	Bellflower, Calif.	St. John Bosco	2018
18	Kristoff Williams	WR	6-2	216	Antioch, Calif.	Deer Valley	2011-14
2	Kyle Williams	WR	6-0	187	Inglewood, Calif.	UNLV	2023
93	Lenard Williams	DE	6-2	253	Chesterfield, S.C.	Iowa Western CC	2011
8	Marcus Williams	WR	6-5	231	Oakland, Calif.	Berkeley	1999-00
20	Mark Williams	TB	5-8	170	Seattle	Garfield	1966-68
31	Ray Williams	RB	5-9	173	Pacomia, Calif.	San Fernando	1976-79
42	Robert Williams	FB	6-1	207	Compton, Calif.	Compton	1980-82
76	Tyler Williams	LS	6-3	220	Los Gatos, Calif.	Los Gatos	2019-21
24	Vaughn Williams	FB	6-1	205	Oakland, Calif.	Fremont	1974-75
24	Virgil Williams	DB	6-1	195	Tacoma	Curtis	1999, 2001-03
76	Wallace Williams	OT	6-2	260	Bakersfield, Calif.	Bakersfield JC	1970-71
54	Zack Williams	OL	6-4	298	Pasadena, Calif.	Glendale College	2009-10
77	Alan Williamson	T	6-2	205	Kelso	Kelso	1956-57
22	Michael Willis	WR	6-2	210	Tacoma	Lincoln	2005-06, 2008
9	Ben Wilson	LB	6-1	223	Lake Tapps	Sumner	2021-22
25	Charles Wilson	T	6-0	190	Ellensburg	Ellensburg	1945
27	David Wilson	Q	5-9	170	Olympia	Olympia	1958
55	Eboni Wilson	DE	6-2	264	Los Angeles, Calif.	Jefferson	1998

WASHINGTON STATE FOOTBALL ALL TIME LETTERWINNERS

56	Jack Wilson	OL	6-11	325	Montara, Calif.	Junipero Serra	2021-22
34	Jack Wilson	S	6-1	187	Spokane	Gonzaga Prep	2010
13	Jimmy Wilson	WR	6-1	205	Phoenix, Ariz.	Phoenix Christian	2001
86	Kainoa Wilson	WR	5-11	169	Nanakuli, Hawaii	Mililani	2017-18
86	Marquess Wilson	WR	6-4	185	Tulare, Calif.	Tulare Union	2010-11
86	Mike Wilson	WR	6-2	203	Carson, Calif.	Carson	1978-80
17	Michael Wimberly	WR	5-9	167	Gardena, Calif.	El Camino JC	1987-88
14	William Winans	HB		164	Walla Walla	Walla Walla	1921
35	Richard Windham	H	5-11	185	North Hollywood, Calif.	Hollywood	1956-57
74	John Winslow	OT	6-4	264	Overland Park, Kan.	Shawnee Mission S.	1981-83
3	Carl Winston	RB	5-8	192	Harbor City, Calif.	Serra	2009-12
8	Easop Winston, Jr.	WR	5-11	190	San Francisco, Calif.	Serra	2018
	Joe Winston	QB			Spokane	Spokane	1894-97
92	Brian Winter	LB	6-1	221	Tacoma	Curtis	2003-04
71	Cory Withrow	C	6-4	275	Spokane	Mead	1994-97
50	Hap Wolf	C	6-2	228	Yelm	Spokane Falls CC	1974
76	Steve Wolfe	C	6-4	304	Puyallup	Puyallup	1989-91, 93
95	Bernard Wolfgramm	DT	6-3	285	San Mateo, Calif.	College of San Mateo	2009-10
12	Charles Wood	H	6-1	177	Pullman	Pullman	1937-38
13	Victor Wood	WR	5-10	162	Seattle	Franklin	1986-88
48	Ben Woodard	TE	6-5	242	Cheney	Cheney	2005-08
90	Jeron Woodley	DT	6-4	270	San Jose, Calif.	Oak Grove	1987-90
24	James Wooddy	LT	6-0	202	Albany, Ore.		1939-41
	Dennis Woods				Colfax		1896-99, 1901
13	Jahad Woods	LB	6-0	230	San Diego, Calif.	Helix	2017-21
84	Kassidy Woods	WR	6-4	205	Addison, Texas	Greenhill School	2018-19
94	Troy Woody	WR	6-3	205	Vancouver	Evergreen	1997-98
35	DeMaundray Woolridge	RB	5-9	299	Keller, Texas	Keller	2005-06
61	James T. Wright	T	6-3	240	Kent		1941-42, 46
20	Michael Wright	CB	6-0	189	Seattle	Kennedy	1988-91
32	Shaumbe Wright-Fair	RB	6-0	219	Seaside, Calif.	Monterey	1989-92
56	Paul Wulff	C	6-4	274	Davis, Calif.	Davis	1986-89
72	John Wyffels	T	6-0	225	Martinez, Calif.	Alhambra	1960-61
1	Milton Wynn	WR	6-3	205	Lancaster, Calif.	Antelope Valley	2000

Y

36	Harold Yap	G	5-11	180	Honolulu	Punahou	1929-30
50	George Yarno	DT	6-3	235	Spokane	Ferris	1975-78
27	Gordon Yeomans	TB	6-0	190	Calgary, Alberta	Maning	1971-72
67	Seth Yost	OL	6-7	296	Couer d'Alene, Idaho	Lake City	2021
70	Mark Young	OG	6-3	270	Vancouver	Ft. Vancouver	1974-75
87	Ron Young	WR	6-3	210	San Diego, Calif.	Henry	1989-90
21	Stanley Young	G		173	Spokane		1924-25

Z

7	John Zaepfel	Q		160	Snohomish	Snohomish	1921-23
59	Barry Zanck	OT-R	6-2	235	Spokane	Spokane Falls	1977
77	Daryl Zanck	DT	6-3	234	Spokane	Ferris	1973
28	Jack Zane	T	6-2	190	Bellingham		1928
27	John Zaring	RH	6-1	195	Walla Walla	Walla Walla	1961
52	Stanley Zemny	LG	6-1	198	Raymond		1921-23
1	Clarence Zimmerman	RE	6-2	178	Everett	Everett	1914-17
41	Farwan Zubedi	WR	5-10	171	North Vancouver, B.C.	Chaffey	1997-00
36	Walter Zuger	HB	5-11	167	Waitsburg		1934-36

In 2002 WSU began compiling roster information on all players who have earned varsity letters. The project is on-going. If you have missing information for players prior to 1950, please e-mail the information to wsstevens@wsu.edu.





Kirk H. Schulz is the 11th president of Washington State University and a tenured professor in the Gene and Linda Voiland School of Chemical Engineering and Bioengineering. A nationally respected leader in higher education and a fervent supporter of intercollegiate athletics, President Schulz has leveraged his decades of expertise to take WSU to new heights.

Since joining Washington State University in June 2016, President Schulz has made great strides in expanding the reach and effectiveness of the WSU system of campuses, Extension offices, and other programs to better serve the State of Washington. As part of that work, Schulz has set a course for the strategic direction of the university, advocated for higher education policy, furthered philanthropic priorities, and represented WSU at the state and federal levels. The milestones achieved under his leadership include record highs in student enrollment, record-level fundraising, the expansion of academic offerings across the system, and the growth of the Elson S. Floyd College of Medicine.

President Schulz began his career shortly after graduating with his Ph.D. in Chemical Engineering in 1991. He held various leadership positions as a faculty member at the University of North Dakota and Michigan Technological University before transitioning to Mississippi State University. At Mississippi State, Schulz continued to assume roles of increasing responsibility, starting with his position as the Director of the Dave Swalm School of Chemical Engineering and culminating with his role as Vice President for Research and Economic Development. Schulz later became the 13th president of Kansas State University, where he served for seven years.

In addition to his role as the university's president, Schulz is also deeply involved in intercollegiate athletics. He currently sits on the Pac-12 Board of Directors and is the Pac-12 representative on the College Football Playoff Board of Managers. He previously served as chair of the NCAA Board of Governors, the association's governing body and highest-ranking committee.

President Schulz earned his undergraduate and doctoral degrees in chemical engineering at Virginia Tech, where he met his wife, Dr. Noel Nunnally Schulz. The pair have two sons together, Tim and Andrew.



**ANNE
MCCOY****DIRECTOR OF ATHLETICS**

Washington State University President Kirk Schulz removed the interim tag and named Anne McCoy as the WSU Director of Athletics, it was announced June 25, 2024. McCoy, who spent the last three months as Interim Director of Athletics, officially became the 15th person to lead Cougar Athletics and the first woman to hold the position.

McCoy is no stranger to WSU, serving a variety of roles on the senior administrative team since arriving in 2001 as associate director of athletics for internal operations. McCoy, who was hired by former Cougar Athletic Director Jim Sterk, has risen within the athletic department. Most recently, she served as senior deputy director of athletics and senior woman administrator (SWA) before assuming the interim director of athletics title in March of this year.

Throughout her time on WSU's senior leadership team, McCoy has been actively involved with all facets of the department, having a role in all head coaching hires since her arrival, including all current head coaches. McCoy has played a role in each area of Cougar Athletics during her tenure and served in a supervisory capacity for every WSU sport.

Most recently, McCoy served as WSU's interim director of athletics since late March of 2024. In the span of three months in the interim role, McCoy secured the hiring of WSU Men's Basketball Head Coach David Riley, Head Swimming Coach Russ Whitaker and Head Women's Golf Coach Kevin Tucker, extending the contract of Women's Head Basketball Coach Kamie Ethridge, secured a home for baseball and women's swimming through affiliate membership with the Mountain West Conference for the 2024-25 and 2025-26 seasons, and was involved with the Pac-12 Conference' securing a media rights agreement with the CW Network and FOX for the 2024 football season.

Prior to serving in the interim role, McCoy served as senior deputy director of athletics where she was charged with supervising all aspects of WSU's day-to-day operations. McCoy is also the athletic department liaison to WSU's Compliance and Civil Rights office on all matters relating to Title IX.

In 2023, McCoy received the Chancellor's Awards for Leadership, an honor bestowed to top leaders at WSU. McCoy has been active on national and conference committees throughout her time at WSU, most recently, concluding an appointment as the liaison to the Pac-12 Men's and Women's Swimming and Diving Coaches.

She has completed positions on several other national and conference committees, including being Vice President of the Pac-12 Executive Committee and serving on the Pac-12 Women's Basketball Tournament and Nominating Committees, the Pac-12 Diversity Leadership Initiative, the Pac-10 Senior Woman Administrator and Television committees, the Pac-10 Budget, Finance, Compliance and Enforcement committee and past chair of the NCAA Division I Women's Rowing Committee.

Prior to arriving in Pullman, McCoy spent five years on the staff at Portland State University, beginning in 1996 as associate director of athletics and senior woman administrator, and was promoted to senior associate director of athletics in 1998. At PSU, she managed all internal staff and the daily operations of the department, representing the director of athletics as needed. McCoy also supervised men's and women's golf, cross country/track and field, and women's volleyball, soccer, tennis and softball.

From 1989-95, McCoy served in several capacities at the University of Maine, lastly as associate director of athletics and senior woman administrator. At Maine, she supervised men's basketball, men's and women's soccer, men's and women's swimming and softball in addition to the athletic business office, ticket office, retail store and cheerleading staff and operations. She took a similar administrative position at Saint Louis University for the 1995-96 academic year.

A Wisconsin native, McCoy earned a bachelor's degree in sports management in 1989 from the University of Massachusetts. While an undergraduate, she worked for the Pittsburgh Penguins professional hockey organization, expanding the club's season ticket base. McCoy also served an internship as the assistant athletic business manager at the University of Connecticut.

McCoy and her husband Brian have two children, daughter Taylor, a former swimming student-athlete at Washington State who holds two school records, and son Jake, a highly recruited high school swimmer who will attend Tennessee in the fall of 2025.





**IKE
UKAEGBU**
DEPUTY DIRECTOR OF ATHLETICS

Ike Ukaegbu is in his third year as WSU's Deputy Director of Athletics after being named to the position in June of 2022.

Ukaegbu leads the group of sport administrators charged with providing day-to-day oversight of WSU's varsity sports. The group develops consistent policies/procedures, and each sport administrator oversees all aspects of their respective program(s), including public relations, personnel, budgeting, capital projects, fundraising, student-athlete welfare and overall program evaluation.

Ukaegbu serves as sport administrator for two of WSU's 17 sports – football and men's basketball. Within his football and men's basketball duties, he oversees postseason/bowl game selection & planning and nonconference scheduling. He currently serves on the athletics department committee coordinating the design and construction of the Taylor Sports Complex (Indoor Practice Facility) and Champions Center (Academic, Student-Athlete Professional Development and Mental Health Services Facility).

In addition to his senior leadership and sport oversight responsibilities, Ukaegbu supervises several department units, including strength and conditioning, athletic medicine, equipment operations and nutrition.

Ukaegbu was one of ten senior-level athletics administrators throughout the FBS participating in the LEAD1 Fellows Program 2023-2024 cohort. The goal of the Fellows program is to help senior administrators deemed most ready to assume the athletics director position advance their careers through critical industry networking and interview preparation.

Prior to WSU, Ukaegbu served as the Senior Associate Athletics Director for Compliance at Texas Christian University (TCU) from 2014-2022. While there, he oversaw all areas of TCU's comprehensive athletics compliance operations for the department's 22 sport programs, was the sport administrator for the men's basketball, swimming & diving and rifle programs, and was also a member of the Athletic Director's Executive Team. Prior to TCU, Ukaegbu held compliance positions at Virginia Commonwealth University (VCU), Boise State, Cal State Fullerton, American University and Florida Atlantic University (FAU).

Throughout the 2020-21 academic year, Ukaegbu was one of 20 individuals who participated in the yearlong NCAA Pathway Program, which prepares senior-level athletics administrators to attain positions as directors of athletics or conference commissioners. He has served on numerous institutional, conference and national committees and organizations including, but not limited to the National Association for Athletics Compliance (NAAC) Convention Committee in which he chaired the Networking Subcommittee, the NCAA Eligibility Center Vice President Search Committee in which he represented the Division I membership and the TCU Chief Inclusion Officer Search Committee in which he represented the athletics department.

In August 2020, he was selected as the TCU Chancellor's Staff Award recipient, which recognizes a university staff member noted for exemplary service and above and beyond contributions to the welfare of the campus community. Ukaegbu, in collaboration with other athletics department staff members and campus partners, spearheaded the launch of TCU's Name, Image & Likeness program, "Scaled to Succeed."

Ukaegbu earned a B.A. in Political Science with a Minor in Pre-Law from the University of Arizona in 2007 and a Master's of Science in Sports Administration from St. Thomas University (Miami, Fla.) in 2008. He and his wife, Katie, have three children, Devin, Rosie and Spencer.



**NANCY
SWANGER**
FACULTY ATHLETICS REPRESENTATIVE

Dr. Nancy Swanger begins her seventh year as WSU's Faculty Athletics Representative to the Pac-12 Conference. Dr. Swanger is the Associate Dean and Director of the School of Hospitality Business Management in the Carson College of Business at Washington State University, starting back in 2000.

In 2022, Swanger, founder and director of the Granger Cobb Institute for Senior Living at WSU, received the WSU Foundation Outstanding Service Award, celebrating the leadership, service, and commitment of its volunteer community. That same year, Swanger was recognized by the United Nations among the world's top 50 leaders in senior living.

In addition to her administrative duties, she teaches various courses in the curriculum—professional development, cost controls, and special topics focusing on current trends or industry issues. Dr. Swanger has more than 40 years of restaurant experience as a co-worker, manager, district manager, and owner. She and her husband, Larry, owned and operated up to eight Subway restaurants from 1988-2017, and they own two independent concepts in Moscow, Idaho—Gambino's and the Varsity Diner.

Her research interests lie in the areas of quick-serve restaurant operations, food safety/sanitation, and hospitality curriculum. Prior to coming to WSU, Nancy taught at the University of Idaho and Lewis-Clark State College.

Nancy and her husband Larry have four children.



WASHINGTON STATE SPORTS NETWORK
from LEARFIELD

Cougar football games are broadcast live on the radio throughout the Pacific Northwest via the Washington State Sports Network from Learfield. The 15-station football network reaches from British Columbia to Oregon and across the state of Washington and can be heard worldwide via the internet on the Varsity Network App and Sirius XM Satellite radio. Cougar football broadcasts begin two hours before kickoff, carry through the game and conclude with post-game coach and player interviews and the Coug Talk call-in show.

The Washington State Sports Network also features radio coverage of WSU men’s basketball, baseball, women’s basketball and women’s volleyball, and the Cougar Coaches Show in the fall, winter and spring seasons.

Learfield manages corporate marketing opportunities and on-site promotions at WSU football and basketball games as well as oversees sales for all signage at Gesa Field, Friel Court at Beasley Coliseum and all Cougar competition sites.

Location	Station	Frequency
Pullman (Flagship)	KHTR	104.3 FM
Spokane (Flagship)	KXLY	920 AM/100.7 FM
Seattle	KTTH	770 AM
Bellingham	KBAI	930 AM / 98.9 FM
Centralia	KMNT	104.3 FM
Colfax	KCLX	1450 AM
Colville	KCVL	1240 AM
Longview	KEDO	1400 AM / 99.9FM
Mount Vernon	KBRC	1430 AM / 102.9 FM
Omak	KNCW	92.7 FM
Pasco	KONA	610 AM
Portland	KPAM	860 AM
Shelton	KMAS	1030 AM / 103.3 FM
Walla Walla	KGDC	1320 AM / 92.9 FM
Yakima	KBBO	1390 AM / 104.5 FM
Internet	wsucougars.com	
	XM Satellite Radio	
	TuneIn App	
	Varsity Network App	

COUGAR FOOTBALL BROADCAST TEAM

CHRIS KING

Washington State Athletics and Learfield’s Washington State Sports Properties announced Washington State alumnus Chris King as the new “Voice of the Cougs” August 16. King takes over play-by-play duties for Cougar Football, Men’s Basketball and Baseball. King returned to Pullman – where he graduated from the Edward R. Murrow College of Communication in 2009 – after gaining 13 years of Division I broadcasting experience in neighboring Idaho. After two years announcing women’s basketball at Boise State, King became the men’s basketball broadcaster for the Idaho Vandals in 2013 before adding football broadcasting duties in 2021. In addition to his play-by-play role, he also hosted weekly hour-long coaches shows and created and hosted the Vandal Insider Podcast. In addition to his time calling college football and basketball, King also has extensive baseball experience, broadcasting Minor League Baseball for the Tri-City Dust Devils from 2012-2021. He spent three seasons before his time with the Dust Devils as the radio broadcaster for the Wenatchee AppleSox. Away from the radio booth he has worked in a communications role with the West Coast League since 2016, most recently as the league’s deputy commissioner. King has twice been honored as the Idaho Sports-caster of the Year (2017, 2023) by the National Sports Media Association for his work with the Vandals.

ALEX BRINK

Alex Brink begins his seventh year as an analyst on the Cougar football broadcasts. As a student-athlete for WSU, Brink was a three-time All-Pac-10 quarterback from 2004-07, setting school records for career touchdowns and passing yards. He is also the only starting quarterback in school history to lead the Cougars to three Apple Cup victories. The Eugene, Ore. native was also a three-time All-Academic honoree and a National Football Foundation Scholar-Athlete during his senior year. Brink was selected in the seventh round of the 2008 NFL Draft by the Houston Texans, where he played two seasons before spending six seasons in the Canadian Football League.

Brink is co-founder of EForce Sports, a performance training, skill development and fitness company in Portland and has served as a quarterback coach at the Elite11 Quarterback Competition. He has previously been part of the IMG Cougar Roadshow pregame broadcast and was a contributor on NBCSports Northwest as well as ESPN 1080 and Rip City Radio in Portland.

JESSAMYN MCINTYRE

Jessamyn McIntyre returns for her 13th season as a sideline reporter for Cougar football. McIntyre is the assistant program director of Sports Radio 93.3 KJR in Seattle and previously was an executive producer for Q13 FOX in Seattle, was an executive producer for 710 ESPN Seattle (2009-20) and for ESPN Radio in Bristol, Conn. (2005-09). Additionally, she hosted the Seattle Seahawks postgame show on Northwest Cable News and served on the board of directors for the Leukemia and Lymphoma Society.



NEWSPAPERS

THE SPOKESMAN-REVIEW (AM). W. 999 Riverside,
Spokane, WA 99210-1615. (509) 459-5500.
SE – Ralph Walter, ralph2@spokesman.com
WSU – Greg Woods, gregw@spokesman.com

SEATTLE TIMES (AM/PM). P.O. Box 70, Seattle, WA
98111. (206) 464-2275.
SE – Paul Barrett, pbarrett@seattletimes.com
Column. – Matt Calkins, mcalkins@seattletimes.com
WSU – Scott Hanson, shanson@seattletimes.com

DAILY NEWS (PM). 409 S. Jackson, Moscow, ID
83843. (208) 882-5561.
SE – Stephan Wiebe, swiebe@lmtribune.com

LEWISTON TRIBUNE (AM). 505 'C' Street, Lewiston,
ID 83501. (208) 743-9411.
SE – Sam Taylor, staylor@lmtribune.com

DAILY EVERGREEN (AM). Murrow Hall 113, Pullman,
WA 99164-2510. (509) 335-4573.
Sports Editor – desports@dailyevergreen.com

ASSOCIATED PRESS. W. 926 Sprague, P.O. Box
2173, Spokane, WA 99201. (800) 300-8340.

TELEVISION

KXLY-TV (ABC). W. 500 Boone, Spokane, WA 99201.
(509) 324-4040.
Sports Anchors –
Julien Minisohn, jminisohn@kxly.com
Sydney Berger, sberger@kxly.com

KHQ-TV (NBC). P.O. Box 600, Spokane, WA 99210-
0600. (509) 448-3241.
Sports Anchors –
Austin Getz, austin.getz@nonstoplocal.com
Anna Jane Howell, aj.howell@nonstoplocal.com
Noah Schmick, noah.schmick@nonstoplocal.com

KREM-TV (CBS). S. 4103 Regal, Spokane, WA 99203.
(509) 838-7371.
Sports Reporter –
Andrew Quinn, aquinn@krem.com

KLEW-TV (CBS, Channel 3). 2626 17th Street,
Lewiston, ID 83501. (208) 746-2636.

ONLINE MEDIA

COUGFAN.COM
Managing Editor – Barry Bolton
barrybolton@frontier.com
Beat Writer – Jamey Vinnick
jamey.vinnick@wsu.edu

RADIO

KXLY Radio, W. 500 Boone, Spokane, WA 99201.
(509) 329-4306.
Flagship Station

KIRO Radio, 1820 Eastlake Ave E, Seattle, WA 98102.
(206) 726-7000

KCLX Radio (1450). P.O. Box 8849, Moscow, ID 83843.
(208) 882-2551.
Sports Director – Steve Grubbs.

KQQQ/KHTR (1150/104.3). 1101 Old Wawawai Road,
Pullman, WA 99163. (509) 332-6551.
News/Sports – Evan Ellis.

COUGAR FOOTBALL BROADCAST TEAM

Chris King
Jessamyn McIntyre
Alex Brink

