


2023 SEASON

WASHINGTON STATE BASEBALL



**WASHINGTON STATE**  
BASEBALL



## **BAILEY-BRAYTON FIELD HISTORY**

**CAPACITY:** 3,500

BAILEY-BRAYTON FIELD

The home of Cougar Baseball is one of the classiest collegiate facilities in the country.

The picturesque Bailey-Brayton Field, which seats 3,500 fans, opened its current location in 1980, relocating after the Martin Stadium renovation which moved Mooberry Track to the site occupied by the baseball field. In 1981, the facility received an upgrade with the addition of an electronic scoreboard before a \$250,000 lighting project was completed in 1984, making Bailey Field one of the few NCAA college-owned facilities in the country with lights. Washington State defeated Washington 3-2 in the first night game.

From 1980 to 2000, the facility was known as Bailey Field. During a special rededication ceremony prior to the 2000 season, the field added the name of WSU's all-time wins leader, skipper Chuck "Bobo" Brayton.

In 2004, FieldTurf was implemented and in 2007, home plate was made all FieldTurf. In 2006, the addition of the Miller Indoor Hitting and Pitching Facility was completed along with a new press box. In 2010, a three-million dollar videoboard was added and in the fall of 2013, the infield underwent a remodel that included new logos and a FieldTurf mound. Washington State was believed to be the first school on the West Coast to have an artificial surface mound. In the summer of 2017, AstroTurf's state-of-the-art Diamond Series Playing Surface replaced the original FieldTurf.

In the fall of 2019, WSU officially broke ground on Project: BTO (Back To Omaha). The \$10-million Cougar Baseball Complex features a locker room, cardio and weight room, academic area, team meeting room, areas for equipment, nutrition, athletic medicine and coaches offices. Project: BTO was completed in the fall of 2020.

**WASHINGTON STATE UNIVERSITY**

LOCATION: Pullman, Wash.

AFFILIATION: NCAA Division I

CONFERENCE: Pac-12

ENROLLMENT: 20,286 (Pullman campus)

NICKNAME: Cougars

COLORS: Crimson and Gray

PRESIDENT: Kirk H. Schulz

PULLMAN CHANCELLOR: Elizabeth Chilton

DIRECTOR OF ATHLETICS: Pat Chun

SWA: Anne McCoy

FACULTY ATHLETICS REPRESENTATIVE: Dr. Nancy Swanger

**COUGAR BASEBALL**

HEAD COACH: Brian Green

RECORD AT WSU: 62-56 (4th Season)

CAREER RECORD: 220-178-1 (9th Season)

ASSISTANT COACH: Jake Valentine (1st Season)

ASSISTANT COACH: Anthony Claggett (4th Season)

VOLUNTEER ASSISTANT COACH: David Bellamy (4th Season)

COORDINATOR OF OPERATIONS: Brycen Campbell (2nd Season)

STRENGTH &amp; CONDITIONING COACH: Noah Langley (2nd Season)

ATHLETIC TRAINER: Jace Puckett (1st Season)

HOME FIELD: Bailey-Brayton Field (3,500)

DIMENSIONS: 335 (LF) - 375 (LC) - 400 (CF) - 375 (RC) - 335 (RF)

2022 OVERALL RECORD: 27-26

2022 PAC-12 RECORD: 12-18

LETTERWINNERS RETURNING/LOST:

LINEUP RETURNERS/LOST:

ROTATION RETURNERS/LOST:

ALL-TIME RECORD: 2776-1873-19

**ATHLETIC COMMUNICATIONS**

BASEBALL CONTACT: Bobby Alworth

E-MAIL: bobby.alworth@wsu.edu

PHONE: 509-335-5785 (W) | 951-452-6129 (C)

FAX: 509-335-0267

ATHLETIC WEBSITE: www.wsucougars.com

**COACHING STAFF**

Head Coach Brian Green	4-5
Assistant Coach / Pitching Coach Anthony Claggett	6
Assistant Coach / Recruiting Coordinator Jake Valentine	7
Volunteer Assistant Coach David Bellamy	8
Director of Operations Brycen Campbell	8
Support Staff	9-10

**2023 SEASON**


Roster	12-13
Player Bios	14-28

**HISTORY**


2022 Season Statistics	29-34
WSU Baseball Hall of Fame	35-40
College World Series	41
Postseason Record   Coaching Records	42
Win-Loss Record by Opponent	43
Win-Loss Record by Year	44
Year-By-Year Results (1969-2022)	45-65
Single-Game Records   No-Hitters	67-72
Season Records	74-80
Career Records	81-83
National Honors   All-American   All-District	84
All-Conference Honors	85-86
Academic Honors	87-88
Player of the Week	88
Major League Cougs	90
All-Time Draft Picks	91-92

**WASHINGTON STATE**

Administration	93-96
Media Information	97



- \$10 million clubhouse facility
- State-of-the-art locker room and players lounge
- Team meeting room, coaches suites
- 1,5000 square-foot weight room
- Athletic training, equipment room and nutrition center
- Cougar Baseball Heritage Area
- New Bailey-Brayton Field entrance





*Give 'em' the*



**CHAIR**





**BRIAN GREEN**  
HEAD COACH / FOURTH YEAR

Brian Green is in his fourth season leading the Cougars after being named the 17th baseball coach in Washington State history June 3, 2019.

In just three seasons leading the Cougars, Green has led WSU to three-straight winning seasons, produced three MLB Draft picks, a two-time All-American, 32 Pac-12 Conference Spring Academic Honor Roll selections, three Academic All-District selections, two Academic All-Americans and six All-Pac-12 selections.

Last season, WSU posted their third straight winning with season with a 27-26 record and closed the year with series wins in four of the final five weekends, clinching series at No. 10 Oregon, USC, Utah Valley and wrapped up the season with the first sweep over Arizona State in program history. The Cougars posted a pair of road series wins over Top-10 teams for the first time in program history after taking two of three at ninth-ranked Arizona and No. 10 Oregon, notching road series wins in Tucson and Eugene for the first time since 2012. Green also saw his club post its first series win over USC since 2014, record a walkoff win against No. 4 Oregon State for WSU's first win over a Top-5 team since 2014, and the 11-6 win over eventual College World Series participant Texas A&M at the Frisco Classic in Texas was career win No. 200 for Green.

Following the season, three players earned All-Pac-12 Conference honors highlighted by designated hitter Jacob McKeon who earned first-team honors and was later named to the ABCA All-West Region Second Team. On the mound, WSU set a program record for strikeouts with 473, relievers Chase Grillo and Cam Liss each tied for the fourth-most appearances in WSU history and starter Grant Taylor closed the season with Pac-12 Pitcher of the Week honors after firing a two-hit shutout over Arizona State, WSU's first shutout performance since 2018. The Cougars continued to send players to the professional ranks as catcher Jake Meyer signed a free agent contract with the Colorado Rockies while 2021 second-round pick Kyle Manzardo was named the Tampa Bay Rays Minor League Player of the Year.

Green's program continued to produce impressive numbers off the field, in the community and in the classroom. WSU placed nine on the Pac-12 Conference Spring Academic Honor Roll led by McKeon and infielder Jack Smith who each earned CoSIDA Academic All-America accolades with Smith named to the first team and McKeon to the second, the first set of Cougar teammates to earn Academic All-America in the same season since 1973. As a team, the Cougars posted 3.14 team GPA in the fall and spring semesters, their highest spring semester team GPA in program history. Off the field, Green and the Cougars debuted the RV Tailgate program and enjoyed record numbers in the stands highlighted by the 3,609 fans who attended the home-opening series against Oregon State set a program record for a home-opening series attendance. In the community, WSU partnered with WSU ROAR, a two-year postsecondary education program for students with intellectual and developmental disabilities, to host

a Lentil Cookoff at Bailey-Brayton Field.

In just his second season leading the Cougars, Green guided WSU to its first winning season since 2015 and the most Pac-12 Conference wins since 2014 after posting conference series wins at Utah, at California, against No. 8 Oregon and Washington. WSU went 26-23 overall and 13-17 in conference play while tying for the most road wins (16) by any Power-5 Conference team. In the classroom, Green saw his team post a program-record 3.09 GPA in the fall semester as 30 players recorded a GPA of 3.0 or higher and 17 players earned Pac-12 Spring Academic Honor Roll honors. Green also signed his second-straight nationally ranked recruiting class for the 2022 season including the best junior college class in the country according to JBB baseball. Also in 2021, Green served as the West Region representative on the American Baseball Coaches Association (ABCA) All-American Committee.

Green saw his offense finish the 2021 season leading the Pac-12 and fifth in the country in doubles-per-game (2.4), second in the conference in hitting (.302), third in extra-base hits (101) and third in scoring (7.2 runs/g) while pacing the league with 74 doubles in conference games. First baseman Kyle Manzardo was named to the All-America First Team by Collegiate baseball, earning All-America honors for the second straight season after hitting .365 with 19 doubles, 11 home runs and 60 RBI, the first Cougar with 60 RBI since 2008. The Cougar pitching staff produced a pair of Major League Baseball draft picks; Zane Mills (4th) and Brandon White (12th), Mills won two Pac-12 Pitcher of the Week awards and reliever Michael Newstrom set the program record for appearances while the staff finished fifth in the Pac-12 in strikeouts-per-game (9.3) and recorded the second-most strikeouts (437) in program history.

The Cougars produced three draft picks in 2021 led by two-time All-American Manzardo who was selected in the second round and No. 63 overall by the Tampa Bay Rays, the highest Cougar draft pick since 1991. Manzardo was joined by Zane Mills (4th round, St. Louis) and Brandon White (12th round, Miami) to give WSU three draft picks in the first 12 rounds for the first time since 1977. Green also saw three players earn All-Pac-12 Conference honors as Manzardo and designated hitter Tristan Peterson were named the All-Pac-12 team while catcher Jake Meyer received honorable mention, the first Cougar catcher to earn all-conference honors since 2013.

Green's first season with the Cougars was limited to just 16 games in 2020 due the COVID-19 pandemic but saw WSU post impressive numbers on and off the field. Green and his coaching staff focused on building a culture as the Cougars connected with the Pullman community immediately in Green's first fall semester at WSU, volunteering with a number of organizations including the Salvation Army and Whitman County Special Olympics. In the classroom, 22 players posted a fall semester GPA of 3.0 or higher and the team combined for a 3.05 team GPA, the highest team GPA in program history.

The culture Green created in the fall carried over into the spring as the Cougars opened the 2020 season claiming a 5-2 win at CSU Bakersfield, WSU's first season-opening win since 2011. Washington State tallied three wins in their final at-bats, recorded a series win over Rutgers in Arizona, the first series-win over a Big Ten Conference opponent in program history, and followed with a four-game series sweep of Niagara at Bailey-Brayton Field. The Cougars went 9-7 overall, won seven of their final nine games and went 4-1 at home.

WSU finished the season third in the Pac-12 in hits, home runs and hit-by-pitches and tied for second in the country in sacrifice bunts. Individually, first baseman Kyle Manzardo was named to the All-America Third Team by Collegiate Baseball, becoming WSU's first since 2006 after finishing the shortened season with a .435 batting average, seven doubles, three home runs, 14 RBI, a .500 on-base percentage and a Pac-12 best 27 hits. The pitching staff posted improved numbers in nearly every category in the first season under Green led by Zane Mills who tied for third in wins, was fourth in strikeouts and was seventh in batting average against while senior A.J. Block made the most of his decision to return to school after being drafted in the 17th round the prior summer. Block led the Pac-12 in innings, tied for second in strikeouts and became the first Cougar pitcher in the last 33-plus seasons to record 10-strikeout games in three straight starts.

In the 2020 Major League Baseball Draft, Green saw one of his former players make history as New Mexico State infielder Nick Gonzales, the 2020 Collegiate Baseball Newspaper National Player of the Year, was selected as the seventh overall pick by the Pittsburgh Pirates, becoming the highest drafted player in program history. For the Cougars, with the MLB Draft limited to just five rounds, WSU senior lefthander A.J. Block signed a free agent contract with the Kansas City Royals.

On the recruiting front in his first season with the Cougars, WSU signed the fifth-ranked junior college recruiting class led by a Preseason Junior College Two-Way Player of the Year and also signed four of the Top-10 high school prospects in the state of Washington. The entire 2021 class was ranked the No. 29 recruiting class in the country by Collegiate Baseball, ahead of conference foes Oregon State, Oregon, California and Washington, along with SEC members Texas A&M and Kentucky. Green continued the recruiting success with an impressive 2022 signing class, signing the nation's best junior college class according to JBB.

Green spent the previous five seasons as the head coach at his alma mater New Mexico State where he led the Aggies to a 2019 Western Athletic Conference regular-season championship and an NCAA Regional appearance in 2018. Green led NMSU to an historic four-year stretch that saw the Aggies record 34 wins or more in each of the last four seasons and also signed four-straight nationally recognized recruiting classes along the way. Green has appeared in seven NCAA

## HEAD COACHING RECORD

YEAR	SCHOOL	RECORD	POSTSEASON
2015	New Mexico State	11-38-1 (7-19-1 WAC)	-
2016	New Mexico State	34-23 (20-7 WAC)	-
2017	New Mexico State	35-22 (19-5 WAC)	-
2018	New Mexico State	40-22 (17-7 WAC)	NCAA Regional
2019	New Mexico State	38-17 (19-8 WAC)	WAC Regular Season Title
2020	Washington State	9-7 (0-0 Pac-12)	-
2021	Washington State	26-23 (13-17 Pac-12)	-
2022	Washington State	27-26 (12-18 Pac-12)	-
<b>8 SEASONS</b>		<b>220-178-1 (62-56 WSU, 25-35 Pac-12)</b>	

## COACHING ACCOLADES

1 NCAA REGIONAL APPEARANCE	1 WAC REGULAR SEASON TITLE
11 ALL-AMERICANS	1 WAC TOURNAMENT TITLE
6 ALL-PAC-12 SELECTIONS	26 ALL-WAC SELECTIONS
32 PAC-12 ALL-ACADEMIC HONORS	22 WAC ALL-ACADEMIC HONORS
2 ACADEMIC ALL-AMERICANS	2 WAC PLAYERS OF THE YEAR
	1 WAC PITCHER OF THE YEAR
	1 WAC FRESHMAN OF THE YEAR

Regionals as a head coach or assistant coach at the Division I level.

In his five years at NMSU, Green produced nine All-Americans including three 2019 first-team selections, 26 All-WAC honorees, a pair of Player of the Year selections, one Pitcher of the Year, one Freshman of the Year and 22 WAC All-Academic selections. Since 2016, Green helped send 12 players to the professional ranks, including a trio of top six round picks the last three years.

Green's offense finished the 2019 regular season with a NMSU-record .356 batting average and led the country in batting average, runs, runs per game, hits, triples, on base percentage, slugging percentage and hit by pitch. Individually, shortstop Joey Ortiz was named the WAC Player of the Year, a semifinalist for the Brooks Wallace Award (best shortstop in the country) and Dick Howser Award (best player in the country) while second baseman Nick Gonzales was also a semifinalist for the Howser Award and the Golden Spikes Award (national player of the year).

Defensively, the Aggies posted an impressive .974 fielding percentage a year after breaking the single-season school record with a .977 clip in 2018. On the mound, Green watched Chance Hroch put together one of the best seasons by an Aggie pitcher in program history, finishing with a 10-1 mark and a 2.74 ERA in 15 starts while earning first team All-Conference accolades.

Off the field, Green's program earned the NMSU Athletics Community Service Award for the fourth straight year in 2019 and set the program attendance record for the fourth time since 2015. The program accumulated over 6,000 hours of Community Service since Green took over the program. The Aggies partnered with Special Olympics New Mexico, the Meca Miracles and the Las Cruces Special Needs in establishing each groups specific day at the ballpark to interact with the Aggie Players. In the fall of 2015, NM State Baseball was recognized for Community outreach with their video production of "Special Needs Day".

The Aggies excelled in the classroom since Green took over in the fall of 2014, posting a cumulative team GPA of 3.01, placing 13 players on the WAC All-Academic team and 34 Aggie ball players were named Crimson Scholars.

Green guided the Aggies to a historic season in 2018, leading the team to a 40-22 overall record, a 17-7 mark in WAC play, the first WAC Tournament title and the fourth NCAA Regional appearance in program history. In his second season, Green guided the Aggies to the best win improvement in all of college baseball. The turnaround was a few wins shy of the biggest turnaround in NCAA history. After compiling a record of 11-38-1 in 2015, Green and the Aggies finished 2016 with a record of 34-23.

NMSU placed seven players on the 2018 All-Conference Team and three claimed All-American honors, Jonathan Groff became the first conference

pitcher of the year in program history while Nick Gonzales earned WAC Freshman of the Year honors, the first Aggie to receive the honor in the school's history in the WAC. Groff, pitcher Kyle Bradish and Gonzales all captured All-American honors with Groff earning Collegiate Baseball Newspaper Second Team honors while Bradish was named a third-team selection by Perfect Game/Rawlings and Gonzales captured Freshman All-American honors from three different publications (Collegiate Baseball Newspaper, NCBWA and Perfect Game/Rawlings).

In June of 2018, Bradish became the highest drafted player in program history when the Los Angeles Angels selected him in the fourth round (121 overall). Bradish became the third Aggie since 2016 to be drafted in the top six rounds.

In 2017, Green led the Aggies to a 35-20 overall record and 19-5 mark in Western Athletic Conference in 2017. At season's end, NMSU ranked in the top-25 nationally in multiple categories. Under Green's leadership the Aggies saw seven players earn postseason honors, the most in school history since 2012. Behind the plate, Fishback earned a Second-Team All-American nod from the Collegiate Baseball Newspaper. Sakurai was also named to the Midwest All-Region Second-Team as voted on by members of the. Following the season, pitcher Marcel Renteria was selected in the sixth round by the New York Mets, just the fifth NMSU player all-time to be drafted in the first 10 rounds.

In just his second season, Green helped guide the Aggies to the best win improvement in all of college baseball. The turnaround was a few wins shy of the biggest turnaround in NCAA history. After compiling a record of 11-38-1 in 2015, Green and the Aggies finished 2016 with a record of 34-23. Among the 34 wins was a road upset of nationally ranked and eventual College World Series participant, Texas Tech.

In the offseason leading up to the 2016 campaign, Green and his staff were recognized for having the 37th-best recruiting class in the country as rated by Collegiate Baseball. Green didn't stop there as Collegiate Baseball ranked their 2017 recruiting class 33rd best in the country, marking the 12th-consecutive year he has racked up a ranked class from a national publication.

Green mentored five players from the 2016 roster that earned all-conference honors at the conclusion of the 2016 regular season – including Johnson, the Western Athletic Conference Player of the Year. Johnson was the easy choice for WAC Player of the Year after batting .382 with 12 home runs, 50 RBI and 29 stolen bases, earning ABCA/Rawlings Third Team All-American honors while finishing the 2016 campaign fourth in the country in hits.

Green helped engineer a near 3-run improvement in team ERA from 2015 to 2016, compiling a 4.61 team ERA in 2016, the second-best in program history. At the conclusion of the 2016 campaign, pitcher Kyle Bradish became the first Aggie hurler to earn Freshman All-

American honors, finishing the season with the most strikeouts by a freshman in program history.

Of the three players that were drafted in the 2016 MLB Draft, Johnson went in the fifth round to the Washington Nationals, the second-highest draft pick in school history while Galindo was selected by the San Diego Padres in the 13th round and Erwin was selected by the Baltimore Orioles in the 23rd round. In 2015, Quinton Mack went in the 35th round to the Arizona Diamondbacks.

The Aggies also set school records for season ticket sales in back-to-back years and almost tripled the previous record, as well as setting records for gate attendance and revenue earned since the fall of 2014. In addition, Aggie baseball had RV's routinely in attendance for home baseball weekends.

Prior to making a return to New Mexico State, Green was an assistant coach at Kentucky for six seasons (2009-14) where he transformed the Wildcat offensive attack as UK's offensive coordinator and infield defensive coach. Green's dynamic offense was paced by one of the best players in the history of college baseball in 2014, two-way star and Golden Spikes Award Winner, AJ Reed. The first pick of the second round in the 2014 MLB Draft by the Houston Astros, Reed was named the Dick Howser Trophy Award winner, the Baseball America College Player of the Year, and the John Olerud Award, given to the nation's top two-way player.

A native of Temecula, Calif., Green was a four-year assistant coach at UCLA (2005-08) before going to Kentucky as one of the top hitting instructors in college baseball. Green helped lead the Bruins to three consecutive NCAA Regional appearances and to the Super Regionals in 2007. Green's shortstop at UCLA, Brandon Crawford, solidified himself as one of the best young shortstops in the big leagues while playing with the 2012 World Series Champion San Francisco Giants and earned another championship ring in 2014.

Other stops for Green include Hawaii, Oregon State, San Diego, Chapman University, Cal Poly-Pomona, Riverside Community College and New Mexico State.

Green, 48, graduated from New Mexico State with a degree in business management in 1995 and earned his master's degree in education from National University in 1997.

He is married to the former Becki Francis and they have two daughters, Emily and Zoe.



## ANTHONY CLAGGETT

ASSISTANT COACH / PITCHING COACH / FOURTH YEAR

Anthony Claggett is in his third season as the Cougars pitching coach after spending the previous two seasons working in the same role at New Mexico State with head coach Brian Green.

Last season, WSU posted their third straight winning season and closed the year with series wins in four of the final five weekends, clinching series at No. 10 Oregon, USC, Utah Valley and wrapped up the season with the first sweep over Arizona State in program history. The Cougars posted a pair of road series wins over Top-10 teams for the first time in program history after taking two of three at ninth-ranked Arizona and No. 10 Oregon, notching road series wins in Tucson and Eugene for the first time since 2012. Reliever Caden Kaelber earned All-Pac-12 Conference honorable after finishing the regular season tied for fourth in the league with seven saves and closed out series-clinching wins at No. 10 Oregon, USC and Arizona State. Claggett's pitching staff set a program record for strikeouts with 473 while relievers Chase Grillo and Cam Liss each tied for the fourth-most appearances in WSU history and starter Grant Taylor closed the season with Pac-12 Pitcher of the Week honors after firing a two-hit shutout over Arizona State, WSU's first shutout performance since 2018.

WSU continued to put up impressive numbers in the community and in the classroom, placing nine on the Pac-12 Conference Spring Academic Honor Roll and posted 3.14 team GPA in the fall and spring semesters, the highest spring semester team GPA in program history. In the community, WSU partnered with WSU ROAR, a two-year postsecondary education program for students with intellectual and developmental disabilities, to host a Lentil Cookoff at Bailey-Brayton Field.

In just his second season on the WSU coaching staff, the Cougars posted their first winning season since 2015 and the most Pac-12 Conference wins since 2014 after posting conference series wins at Utah, at California, against No. 8 Oregon and Washington. In the classroom, WSU recorded a program-record 3.09 GPA in the fall semester as 30 players recorded a GPA of 3.0 or higher and 17 players earned Pac-12 Spring Academic Honor Roll honors. WSU also signed his second-straight nationally ranked recruiting class for the 2022 season including the best junior college class in the country according to JBB baseball.

Claggett saw his 2021 Cougar pitching staff produce a pair of Major League Baseball draft picks; Zane Mills (4th) and Brandon White (12th), Mills won two Pac-12 Pitcher of the Week awards and reliever Michael Newstrom set the program record for appearances while the staff finished fifth in the Pac-12 in strikeouts-per-game (9.3) and recorded the second-most strikeouts (437) in program history. Mills was selected in the fourth round by the St. Louis Cardinals, the highest Cougar pitcher draft pick since 2011.

Claggett's first season with the Cougars was limited to just 16 games in 2020 due the COVID-19 pandemic but saw WSU post impressive numbers on and off the field. In the classroom, 22 players posted a fall semester GPA of 3.0 or higher and the team combined for a 3.05 team GPA, the highest team GPA in program history. Washington State recorded a series win over Rutgers in Arizona, the first series-win over a Big Ten Conference opponent in program history, and followed with a four-game series sweep of Niagara at Bailey-Brayton Field.

The pitching staff posted improved numbers in nearly every category in the first season under Claggett, recording a team ERA over three runs lower than the previous campaign. Sophomore Zane Mills tied for third in the Pac-12 Conference in wins, was fourth in strikeouts and seventh in batting average against while senior A.J. Block made the most of his decision to return to school after being drafted in the 17th round the prior summer. Block led the league in innings, tied for second in strikeouts and became the first Cougar pitcher in the last 33-plus seasons to record 10-strikeout games in three straight starts.

Claggett, who pitched in the major leagues with the New York Yankees and Pittsburgh Pirates, helped lead the Aggies to a 38-17 mark in 2019 and the programs second WAC Regular Season Championship, the first since 2012. The 38 wins were the fifth-most in program history and included a notable win on the road at Arizona, the program's first win against the Wildcats since 2012.

Claggett coached a pair of draft picks on the mound at New Mexico State including a sixth-round selection in 2018. Claggett produced three pitchers who earned All-Western Athletic Conference honors including 2018 WAC Pitcher of the Year Jonathan Groff. In 2019, all three weekend starters recorded at least eight wins, while the 2018 pitching staff set the program record with 537 strikeouts and saw a pair of arms set the NMSU record with 11 wins and 12 saves.

Off the field, the program earned the NM State Athletics Community Service Award for the fourth straight year in 2019 and set the program attendance record for the fourth time since 2015.

In 2018, Claggett coached a pitching staff that propelled NM State to a 40-22 overall record, a 17-7 mark in Western Athletic Conference play, the first WAC Tournament title in program history and just the fourth NCAA Regional appearance for New Mexico State. 2018 marked just the second time in program history in which the team recorded 40 wins and reached an NCAA Regional.

Along the way in 2018, NMSU established the single-season team record with 537 strikeouts (537) led by Kyle Bradish's school-record 140 while Jonathan Groff set the record for wins (11) and Brock Whittlesey broke the saves record (12). Groff became the first conference pitcher of the year in program history and joined Bradish who both captured All-American honors with Groff earning Collegiate Baseball Newspaper Second Team All-American honors while Bradish was named a Third Team All-American by Perfect Game/Rawlings. In June of 2018, Bradish became the highest drafted player in program history when the Los Angeles Angels selected him in the fourth round (121 overall), the third Aggie since 2016 to be drafted in the top six rounds.

Prior to New Mexico State, Claggett worked the 2017 season as the volunteer assistant coach at San Jose State and helped in the development of a pair of Spartan pitchers were drafted. Claggett worked the 2016 as the pitching coach and assistant recruiting coordinator at Riverside Community College where the Tigers posted a 2.83 team ERA. Claggett also coached one season in the Canadian-American Association of Professional Baseball League and another at the College of the Desert in Palm Springs, Calif.

Claggett pitched collegiately at UC Riverside where he was an 11th-round draft pick by the Detroit Tigers, made his major league debut and pitched for the 2009 World Series Champion New York Yankees and later pitched for the Pittsburgh Pirates. Claggett's 11-year professional playing career included seven minor league seasons where he posted 35 wins and 39 saves. In 2006, MiLB.com named him Minor League Class A Relief Pitcher of the Year while pitching for the West Michigan Whitecaps where the righthander posted an ERA of 0.91 over 59.1 innings and finished with a record of 7-2 and 14 saves.

Claggett began his college career at UC Riverside and played three seasons for the Highlanders as a middle infielder and relief pitcher, and later received his bachelor's degree in business management from the University of Phoenix in 2015.

Claggett and his wife, Ashleigh have one son, Maddox.



## JAKE VALENTINE

ASSISTANT COACH / RECRUITING COORDINATOR / FIRST YEAR

Jake Valentine begins his first season as Cougar Baseball's assistant coach/recruiting coordinator after joining the program June 23, 2022.

Valentine came to WSU after working the previous seven seasons at the University of Portland where he served as an assistant coach (2016-17), served as the hitting coach and recruiting coordinator (2018-22) and was promoted to associate head coach prior the 2022 season.

In his seven seasons with the Pilots, 28 players earned All-West Coast Conference honors, two earned Freshman All-America accolades and four selected in the MLB Draft. As the recruiting coordinator, the Vancouver, Wash. native brought in three-straight nationally ranked recruiting classes.

Last season, Valentine helped the Pilots finish second in the West Coast Conference, earn their first trip to the WCC Conference Tournament and tally the most wins (32) since 2010 including a program-record 17 conference wins. Valentine also saw starting pitcher Brett Gillis earn All-America honors and WCC pitcher of the Year honors after leading the WCC in ERA (2.24), tying for second in strikeouts (115) and wins (9) and finished third in innings (84.1).

In 2021, Valentine helped recruit and coach nine Pilots who earned All-WCC honors led by shortstop Chad Stevens who led the league in hits and doubles and was selected in the 11th round of the MLB Draft while first baseman Sam Brown earn Freshman All-America honors.

After being named hitting coach in 2018 the results came immediately for the Pilots, as they set single-seasons records in home runs (52) and hit-by-pitches (70). The 2019 season also saw the offense hit 94 doubles and collect 265 RBI, both good enough for tenth all-time in program history.

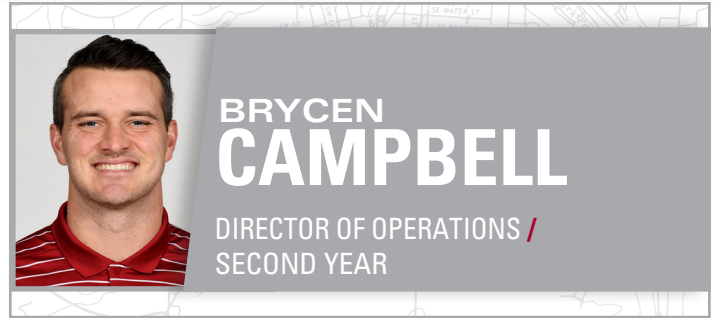
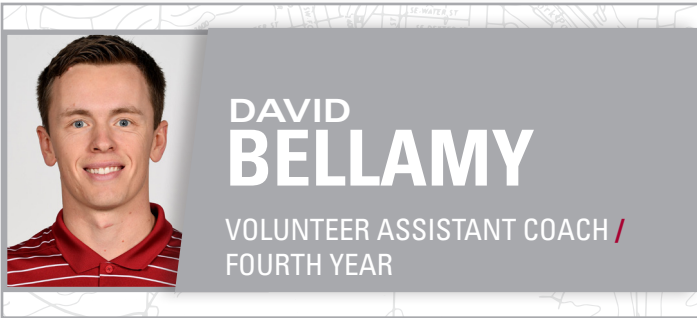
Valentine previously worked at Santa Clara as an assistant coach. With the Broncos in 2014, Valentine was the infield coordinator, first base coach and the assistant hitting coach. He helped develop standout Jose Vizcaino, Jr., who claimed his second straight First Team All-WCC honor. Vizcaino, Jr., was also named the College Sports Madness WCC Field Player of the Year and he was selected in the seventh round of the MLB Draft by the San Francisco Giants.

Prior to his stint at Santa Clara, Valentine spent two seasons (2012-14) as an assistant coach at UC Riverside. Valentine worked with outfielders and hitters during his first year and hitters during his second year with the Highlanders. He served as the team's first base coach both seasons. In addition to helping eight players get drafted, he helped UCR double its win total in his second season and the Highlanders led the Big West offensively in 2014.

Previously, Valentine coached at Stephen F. Austin State for two seasons (2010-12). The Lumberjacks posted a 63-56 overall record (36-30 in conference), won a school record 37 games in 2011 and made it to the Southland Conference Tournament twice. Valentine was the infield coordinator at SFA, the base running coach and the assistant hitting coach, and the team set program records in stolen bases (101, 2011), hits (647, 2011) and fielding percentage (.964, 2012). Bryson Myles set the 'Jacks single-season stolen base record with 53 in 2011, and Valentine helped develop Hunter Dozier, who was selected with the No. 8 overall pick by the Kansas City Royals in the 2013 MLB Draft.

Valentine earned a communications degree from Hawai'i Pacific University after spending two years playing for the Warriors. A team captain, Valentine set single-season marks in runs scored (58, 2008) and walks (52, 2008) and he helped the team claim at least 30 wins both years. Valentine began his college career playing at Tacoma Community College in Tacoma, Wash.

A native of Vancouver, Wash., Valentine and his wife Andree have a son, Brooks, and a daughter, Colbie.



David Bellamy is in his fourth season at Washington State and second as the Cougars' Volunteer Assistant Coach. In 2020, Bellamy served as the Cougars graduate assistant working alongside head coach Brian Green while working with the hitters and outfielders.

Last season, WSU posted their third straight winning season and closed the year with series wins in four of the final five weekends, clinching series at No. 10 Oregon, USC, Utah Valley and wrapped up the season with the first sweep over Arizona State in program history. The Cougars posted a pair of road series wins over Top-10 teams for the first time in program history after taking two of three at ninth-ranked Arizona and No. 10 Oregon, notching road series wins in Tucson and Eugene for the first time since 2012. Following the season, three players earned All-Pac-12 Conference honors highlighted by designated hitter Jacob McKeon who earned first-team honors and was later named to the ABCA All-West Region Second Team.

WSU continued to put up impressive numbers in the community and in the classroom, placing nine on the Pac-12 Conference Spring Academic Honor Roll and posted 3.14 team GPA in the fall and spring semesters, the highest spring semester team GPA in program history. In the community, WSU partnered with WSU ROAR, a two-year postsecondary education program for students with intellectual and developmental disabilities, to host a Lentil Cookoff at Bailey-Brayton Field.

In 2021, WSU posted its first winning season since 2015 and the most Pac-12 Conference wins since 2014 after posting conference series wins at Utah, at California, No. 8 Oregon and Washington. The Cougars finished the 2021 season leading the Pac-12 and fifth in the country in doubles-per-game (2.4), second in the conference in hitting (.302), third in extra-base hits (101) and third in scoring (7.2 runs/g) while pacing the league with 74 doubles in conference games. First baseman Kyle Manzardo was named to the All-America First Team by Collegiate baseball, earning All-America honors for the second straight season after hitting .365 with 19 doubles, 11 home runs and 60 RBI.

In 2020 as a graduate assistant, Bellamy helped WSU finish third in the Pac-12 in hits, home runs and hit-by-pitches and tied for second in the country in sacrifice bunts while first baseman Kyle Manzardo earned All-American third-team honors after producing some of the best offensive numbers in the country. The sophomore recorded a Pac-12-best 27 hits, was second with a .435 batting average and earned WSU's first Pac-12 Player of the Week accolade since 2016.

In September of 2020, Bellamy was named the third field manager in the history of the St. Cloud Rox in the Northwoods Collegiate Summer League. Bellamy spent the previous two summers as the hitting coach of the Rox, helping them to a 71-43 record including a division title and playoff appearance in 2019.

Prior to joining Washington State, Bellamy worked as a graduate assistant at New Mexico State where he helped the Aggies to a Western Athletic Conference Regular Season Championship. In 2019, the New Mexico State offense finished the regular season with a school-record .356 batting average and led the country in batting average, runs, runs per game, hits, triples, on base percentage, slugging percentage and hit by pitch. Individually, shortstop Joey Ortiz was named the WAC Player of the Year, a semifinalist for the Brooks Wallace Award (best shortstop in the country) and Dick Howser Award (best player in the country), along with being selected in the fourth-round of the 2019 MLB Draft by the Baltimore Orioles. Second baseman Nick Gonzales was also a semifinalist for the Howser Award and the Golden Spikes Award (national player of the year) and was selected seventh-overall in the 2020 MLB Draft by the Pittsburgh Pirates.

Bellamy was a two-year letterwinner as an outfielder at New Mexico State (2017-18) where he hit .306 as a senior and helped the Aggies to a NCAA Regional appearance while also earning Google Cloud Academic All-District first-team honors as well as first-team academic All-WAC honors.

The Eugene, Ore. native also played the 2015 season at Saint Martin's University and 2016 season at Lane Community College in Eugene where he earned All-NWAC first-team honors. Bellamy attended Sheldon High School in Eugene where he was a four-year letterwinner and helped lead SHS to its first state title in school history in 2013, and a consecutive appearance in the state championship game in 2014. Bellamy was also selected to play in the Oregon Futures All-Star game in 2013.

Brycen Campbell begins his second season as the Cougars' Director of Operations.

Last season, WSU posted their third straight winning season and closed the year with series wins in four of the final five weekends, clinching series at No. 10 Oregon, USC, Utah Valley and wrapped up the season with the first sweep over Arizona State in program history. The Cougars posted a pair of road series wins over Top-10 teams for the first time in program history after taking two of three at ninth-ranked Arizona and No. 10 Oregon, notching road series wins in Tucson and Eugene for the first time since 2012. Following the season, three players earned All-Pac-12 Conference honors highlighted by designated hitter Jacob McKeon who earned first-team honors and was later named to the ABCA All-West Region Second Team.

WSU continued to put up impressive numbers in the community and in the classroom, placing nine on the Pac-12 Conference Spring Academic Honor Roll and posted 3.14 team GPA in the fall and spring semesters, the highest spring semester team GPA in program history. In the community, WSU partnered with WSU ROAR, a two-year postsecondary education program for students with intellectual and developmental disabilities, to host a Lentil Cookoff at Bailey-Brayton Field.

Campbell joined WSU after working the previous two seasons at Point Loma Nazarene (Calif.) as an assistant coach and recruiting coordinator. Campbell owns six years of coaching experience, has helped develop 10 players into draft picks, coached three All-Americans, helped 17 junior college players earned Division I scholarships. Last season, Campbell helped Point Loma produce four All-Region selections and one All-American.

Prior to Point Loma, Campbell worked two seasons (2018-19) as an assistant coach and strength & conditioning coach at Riverside City College (Calif.) and the previous two seasons (2016-17) as a student assistant coach under coach Green at New Mexico State.

Campbell, a native of Farmington, N.M., played collegiately as an outfielder at Eastern Arizona (2013-14) before transferring to NMSU where he played in 2015 and worked as a student assistant 2016-17. Campbell and his wife, Morgan, have two daughters, Isla and Elle.



Jace Puckett is in his first season working as the Baseball Athletic Trainer at Washington State after working the previous two years as an assistant athletic trainer at the University of Kansas where he covered baseball and women's soccer.

Prior to Kansas, Puckett worked as an athletic training student at the University of Nevada with the football and baseball programs (2019-20) and at the University of Memphis with the baseball program (2019). Puckett worked three years (2016-18) as the pitching coach at Feather River College in California.

Puckett earned his bachelor's degree in kinesiology from California State University, Chico in 2015 and his master's degree in athletic training from the University of Idaho in 2020. Puckett owns certifications in American Red Cross AED/CPR and Mental Health First Aid, and is a member of the National Athletic Trainers Association.



Noah Langley is in his second season working as the Washington State Baseball Strength and Conditioning coach after joining the program in March, 2022. Langley will also work with the Cougar men's golf program.

Langley came to WSU after working with the Mississippi State baseball program as an assistant strength and conditioning coach during the fall of 2021 and beginning weeks of the 2022 season. In the summer of 2021, Langley worked as a strength and conditioning intern with the Mississippi State football program.

Prior to Mississippi State, Langley worked at Texas A&M Corpus-Christi as a sports performance graduate assistant (2020-21), as a football strength and conditioning intern at Syracuse (Summer, 2020) and as an athletic performance intern at St. Olaf College with the men's hockey, men's soccer, women's golf and men's and women's tennis programs from 2017-20.

Langley played football and rugby at St. Olaf College in Minnesota (2016-19) where he earned his bachelor's degree in exercise science in 2020. Langley owns certifications in SCCC and CSCS.



Michael Newstrom is in his second season as a graduate assistant coach and will assist pitching coach Anthony Claggett in working with the pitchers.

Last season, WSU posted their third straight winning season and closed the year with series wins in four of the final five weekends, clinching series at No. 10 Oregon, USC, Utah Valley and wrapped up the season with the first sweep over Arizona State in program history. Reliever Caden Kaelber earned All-Pac-12 Conference honorable after finishing the regular season tied for fourth in the league with seven saves and closed out series-clinching wins at No. 10 Oregon, USC and Arizona State. The Cougar pitching staff set a program record for strikeouts with 473 while relievers Chase Grillo and Cam Liss each tied for the fourth-most appearances in WSU history and starter Grant Taylor closed the season with Pac-12 Pitcher of the Week honors after firing a two-hit shutout over Arizona State, WSU's first shutout performance since 2018.

Newstrom was a four-year letterwinner as a lefthanded pitcher for the Cougars (2018-21) and finished his career sixth in program history with 76 appearances. In his WSU career, the Puyallup, Wash. native tallied three wins, one save and 60 strikeouts in 66.2 innings. Newstrom capped his career with a record-setting senior season in 2021, appearing in a WSU single-season record 34 games and tallied two wins with a 2.89 ERA, held opposing hitters to a .216 batting average and 32 strikeouts in 28 innings. Newstrom's 34 appearances were tied for second-most in the Pac-12 Conference and tied for third nationally.

Newstrom attended Puyallup High School in Washington where he was a two-time All-State selection and finished his senior season with 99 strikeouts and a 1.25 ERA in 55 innings, earning South Puget Sound League Pitcher of the Year accolades.

Newstrom is set to earn his bachelor's degree in general history from Washington State in Spring, 2022.



**HANNAH  
KROLL**

**PERFORMANCE NUTRITION  
GRADUATE ASSISTANT**



**NATE  
WEBER**

**EQUIPMENT MANAGER**



**MEGAN  
SWENSON**

**STUDENT ASSISTANT**



**GRADY  
BENTON**

**STUDENT EQUIPMENT MANAGER**



**ZACHARY  
NYHUSMOEN**

**STUDENT ASSISTANT**



**TY  
WATERMAN**

**STUDENT EQUIPMENT MANAGER**



**ROS  
COHEN**

**CREATIVE DIRECTOR SOCIAL MEDIA**



BY POSITION (42)	
Catchers	7
Infielders	10
Outfielders	6
Pitchers	19
LEFT-HANDED HITTERS (11)	
Jonah Advincula	Jr.
Sam Brown	Jr.
Greg Fuchs	Sr.
Max Hartman	Fr.
Cam Magee	So.
Bryce Matthews	Jr.
Andrew McKenna	So.
Griffin Myers	RS-Fr.
Jace Phelan	Jr.
Alan Shibley	Jr.
Nate Stevens	Jr.
RIGHT-HANDED HITTERS (11)	
Colton Bower	Fr.
Tyrus Carmichael-Williams	Fr.
Will Cresswell	So.
Elijah Hainline	So.
Jacob Harvey	Gr.
Ty Kennedy	Fr.
Jacob McKeon	Sr.
Jacob Morrow	So.
Kyle Russell	Jr.
Griffen Sotomayor	Fr.
Nate Swarts	Jr.
SWITCH HITTER (1)	
Brandham Ponce	Jr.
LEFT-HANDED PITCHERS (6)	
McKabe Cottrell	RS-Sr.
Spencer Jones	Jr.
Jack Lee	Jr.
Cam Liss	Sr.
Giordano Mezzomo	So.
Liam Miller	Fr.
RIGHT-HANDED PITCHERS (13)	
Connor Barison	Sr.
Andrew Baughn	Jr.
Duke Brotherton	Jr.
Elias Farland	Jr.
Jacob Gabler	Fr.
Chase Grillo	RS-Jr.
Rylan Haider	Fr.
Dakota Hawkins	Sr.
Caden Kaelber	RS-Sr.
Ryan Orr	Fr.
Shane Spencer	Jr.
Grant Taylor	Jr.
Connor Wilford	So.
BY CLASS	
Freshmen	10
Sophomores	7
Juniors	17
Seniors	7
Graduate	1
BY STATE	
Arizona	1
Australia	1
California	8
Canada	2
Colorado	2
Illinois	1
Mississippi	1
New Mexico	1
Nevada	2
Oklahoma	1
Oregon	1
Utah	1
Washington	19
Wisconsin	1

NO.	NAME	POS	B/T	HT	WT	YR	EXP	MAJOR (*Interest)	HOMETOWN (PREVIOUS SCHOOLS)
11	Kyle Russell	INF	R/R	6-2	207	Jr.	2V	Social Science	University Place, Wash. (Curtis HS)
3	Jack Lee	LHP	L/L	6-0	204	Jr.	1V	Public Relations	Sydney, Australia (De La Salle Catholic College/CSU Bakersfield)
4	Bryce Matthews	1B/OF	L/R	6-3	200	Jr.	1V	Social Science	Parker, Colo. (Chaparral HS/Arkansas/Eastern Oklahoma State College)
5	Alan Shibley	INF	L/R	6-1	200	Jr.	TR	Social Science	Sapulpa, Okla. (Sapulpa HS/San Jacinto College)
6	Greg Fuchs	OF	L/R	6-1	205	Sr.	TR	MA-Business Administration	Mercer Island, Wash. (Mercer Island HS/Oregon State)
7	Cam Magee	INF	L/R	6-1	190	So.	TR	Sport Management*	Anaheim Hills, Calif. (Canyon HS/Arizona State)
8	Elijah Hainline	INF	R/R	5-10	185	So.	1V	Kinesiology*	Spokane, Wash. (Mead HS)
10	Connor Barison	RHP	R/R	6-2	215	Sr.	4V	Public Relations/PB-Sport Management	Redmond, Wash. (Redmond HS)
11	Jonah Advincula	OF	L/R	6-1	197	Jr.	TR	Social Science	Santa Clara, Calif. (Archbishop Mitty HS/Redlands)
12	Jacob Morrow	C	R/R	6-1	205	So.	TR	Social Science	Warrenton, Ore. (Warrenton HS/Linn-Benton CC)
15	Caden Kaelber	RHP	R/R	6-7	185	RS-Sr.	2V	Social Science/PB-English	Pasco, Wash. (Chiawana HS/Spokane Falls CC)
17	McKabe Cottrell	LHP	L/L	6-1	218	RS-Sr.	1V	Social Science	Spokane Valley, Wash. (Freeman HS/Gonzaga/Spokane Falls CC)
19	Jacob McKeon	1B/OF	R/R	6-4	230	Sr.	2V	Kinesiology	Phoenix, Ariz. (Mountain Pointe HS/Central Arizona College)
20	Connor Wilford	RHP	L/R	6-4	213	So.	TR	Advertising	San Clemente, Calif. (San Clemente HS/Cal Poly/Saddleback College)
22	Shane Spencer	RHP	R/R	6-1	170	Jr.	TR	Social Science	Las Vegas, Nev. (Central Arizona)
23	Max Hartman	OF	L/R	6-3	200	Fr.	HS	Engineering*	St. Albert, Alberta, Canada
24	Dakota Hawkins	RHP	R/R	6-0	208	Sr.	2V	Criminal Justice	Chehalis, Wash. (W.F. West HS/Lower Columbia CC)
25	Sam Brown	1B/OF	L/L	6-2	218	Jr.	TR	Sport Management	Petaluma, Calif. (Petaluma HS/Portland)
26	Brandham Ponce	INF	S/R	6-2	220	Jr.	TR	Social Science	Federal Way, Wash. (Federal Way HS/Big Bend CC)
27	Griffin Myers	C/1B	L/R	6-4	215	RS-Fr.	RS	Business*	Pleasanton, Calif. (Amador Valley HS)
28	Spencer Jones	LHP	L/L	6-3	238	Jr.	TR	Social Science	Salt Lake City, Utah (Olympus HS/Salt Lake CC)
29	Jacob Harvey	INF	R/R	6-0	166	Gr.	TR	PB-Comparative Ethnic Studies	Kennewick, Wash. (Southridge HS/Oregon State/Cal State Fullerton)
30	Will Cresswell	C	R/R	6-0	210	So.	RS	Kinesiology*	Auburn, Wash. (Puyallup HS)
31	Cam Liss	LHP	L/L	6-0	202	Sr.	1V	Social Science	Spokane, Wash. (Ferris HS/Spokane Falls CC)
32	Ty Kennedy	INF	R/R	6-0	190	Fr.	HS	Landscape Architecture	Parker, Colo. (Legend HS)
33	Griffen Sotomayor	C	R/R	6-1	208	Fr.	HS	Business*	Turlock, Calif. (Turlock HS)
35	Colton Bower	C	R/R	6-0	210	Fr.	HS	Undeclared	Poulsbo, Wash. (North Kitsap HS)
36	Liam Miller	LHP	L/L	6-6	245	Fr.	HS	Finance*	Rancho Palos Verdes, Calif. (Peninsula HS)
37	Nate Swarts	OF	R/R	6-2	219	Jr.	3V	Kinesiology	Farmington, N.M. (Piedra Vista HS)
38	Jacob Gabler	RHP	R/R	6-5	230	Fr.	HS	Computer Engineering*	Edmonds, Wash. (Edmonds-Woodway HS)
39	Tyrus Carmichael-Williams	OF	R/R	6-0	192	Fr.	HS	Sport Management*	Oxford, Miss. (Lafayette HS)
40	Giordano Mezzomo	LHP	L/L	6-1	207	So.	TR	Social Science	Vancouver, B.C. (Centennial Secondary/Cloud County CC)
41	Chase Grillo	RHP	R/R	6-3	220	RS-Jr.	1V	Social Science	Kennewick, Wash. (Kamiakin HS/Spokane Falls CC/Gonzaga)
43	Andrew McKenna	C	L/R	5-11	205	So.	TR	Social Science	Hinsdale, Ill. (Nazareth Academy/Holy Cross/Santa Barbara CC)
44	Grant Taylor	RHP	R/R	6-4	225	Jr.	3V	Construction Management	Murrieta, Calif. (Murrieta Valley HS)
45	Ryan Orr	RHP	R/R	6-0	208	Fr.	HS	Basic Medical Science*	Tumwater, Wash. (Tumwater HS)
49	Duke Brotherton	RHP	R/R	6-5	215	Jr.	2V	Marketing	Mercer Island, Wash. (Mercer Island HS)
50	Jace Phelan	INF	L/L	6-2	240	Jr.	TR	Finance	Otis Orchards, Wash. (Freeman HS/Spokane Falls CC)
53	Nate Stevens	C	L/R	5-11	198	Jr.	1V	Psychology	Waunakee, Wisc. (Waunakee HS/Arkansas/Johnson County CC)
54	Rylan Haider	RHP	R/R	6-0	191	Fr.	HS	Earth Science*	Olympia, Wash. (Olympia HS)
55	Andrew Baughn	RHP	R/R	6-2	205	Jr.	TR	Finance	Las Vegas, Nev. (College of Southern Idaho)
57	Elias Farland	RHP	R/R	6-4	218	Jr.	2V	Criminal Justice	Longview, Wash. (R.A. Long HS)

HEAD COACH	2 Brian Green (4th Season)
ASSISTANT COACH / PITCHING COACH	34 Anthony Claggett (4th Season)
ASSISTANT COACH / RECRUITING COORDINATOR	9 Jake Valentine (1st Season)
VOLUNTEER ASSISTANT COACH	13 David Bellamy (4th Season)
UNDERGRADUATE ASSISTANT COACH	Michael Newstrom (2nd Season)
DIRECTOR OF OPERATIONS	Brycen Campbell (2nd Season)
STRENGTH AND CONDITIONING	Noah Langley (2nd Season)
EQUIPMENT MANAGER	Nate Weber (16th Season)
ATHLETIC TRAINER	Jace Puckett (1st Season)
STUDENT ASSISTANT – DATA ANALYTICS	Zachary Nyhusmoen (2nd Season)
STUDENT ASSISTANT	Megan Swenson (2nd Season)
STUDENT MANAGER	Grady Benton (5th Season)
STUDENT MANAGER	Ty Waterman (1st Season)

### PRONUNCIATIONS


#6 GREG FUCHS	FEWKS
#10 CONNOR BARISON	BEAR-RIH-SON
#11 JONAH ADVINCULA	JOE-NUH / ADD-VIN-Q-LUH
#15 CADEN KAELEBER	KAL-BURR
#17 MCKABE COTTRELL	KUH-TRELL
#38 JACOB GABLER	GABE-LER
#40 GIORDANO MEZZOMO	JOR-DAHNO / MEZ-ZO-MO
#41 CHASE GRILLO	GRILL-LOW
#54 RYLAN HAIDER	HY-DER
#57 ELIAS FARLAND	E-LY-US FAR-LAND

### HOMETOWNS


COEUR d'ALENE	COR-dah-lane
CHEHALIS	SHUH-hay-LISS
PUYALLUP	PEW-YALL-UP




1  
Kyle Russell  
INF



3  
Jack Lee  
LHP



4  
Bryce Matthews  
1B/OF




5  
Alan Shibley  
INF




6  
Greg Fuchs  
OF



7  
Cam Magee  
INF



8  
Elijah Hainline  
INF




10  
Connor Barison  
RHP



11  
Jonah Advincula  
OF




12  
Jacob Morrow  
C




15  
Caden Kaelber  
RHP




17  
McKabe Cottrell  
LHP



19  
Jacob McKeon  
1B/OF




20  
Connor Wilford  
RHP



22  
Shane Spencer  
RHP



23  
Max Hartman  
OF



24  
Dakota Hawkins  
RHP



25  
Sam Brown  
1B/OF




26  
Brandham Ponce  
INF




27  
Griffin Myers  
C/1B




28  
Spencer Jones  
LHP



29  
Jacob Harvey  
INF



30  
Will Cresswell  
C




31  
Cam Liss  
LHP




32  
Ty Kennedy  
INF




33  
Griffen Sotomayor  
C




35  
Colton Bower  
C



36  
Liam Miller  
LHP




37  
Nate Swarts  
OF



38  
Jacob Gabler  
RHP




39  
Tyrus Carmichael-Williams  
OF



40  
Giordano Mezzomo  
LHP




41  
Chase Grillo  
RHP



43  
Andrew Mckenna  
C




44  
Grant Taylor  
RHP



45  
Ryan Orr  
RHP



49  
Duke Brotherton  
RHP




50  
Jace Phelan  
INF




53  
Nate Stevens  
C



54  
Rylan Haider  
RHP



55  
Andrew Baughn  
RHP



57  
Elias Farland  
RHP




2  
Brian Green  
HEAD COACH




34  
Anthony Claggett  
PITCHING COACH



9  
Jake Valentine  
THIRD BASE COACH



13  
David Bellamy  
FIRST BASE COACH



Brycen Campbell  
DIR. OF OPERATIONS



Jace Puckett  
ATHLETIC TRAINER



**JONAH ADVINCULA**  
**OUTFIELD**  
 6-1 / 197 / L-R / JUNIOR  
 SANTA CLARA, CALIF. / ARCHBISHOP MITTY HS / REDLANDS  
**MAJOR:** SOCIAL SCIENCE

11



**CONNOR BARISON**  
**RIGHT-HANDED PITCHER**  
 6-2 / 215 / R-R / SENIOR  
 REDMOND, WASH. / REDMOND HS  
**MAJOR:** PUBLIC RELATIONS / PB-SPORT MANAGEMENT

10

**REDLANDS UNIVERSITY**

**SOPHOMORE (2022):** Played at Redlands University (DIII) in California...named to ABCA Division III All-West Region First Team, D3baseball All-West Region First Team and All-All-SCIAC First Team...in 39 games, hit .430 with 65 hits, three doubles, five triples, seven home runs and 38 RBI...was 28-of-31 in stolen base attempts and scored 54 runs...posted .540 on-base percentage...65 hits (T-3rd most hits in single-season program history), 54 runs scored (5th most in program history), 28 stolen bases (T-4th most in program history)...opened the season with two hits, a home run, three runs scored, and a walk vs. Puget Sound (Feb. 6) ... Went 1-for-2 with two runs, one RBI, two walks, and two stolen bases vs. La Sierra (Feb. 18) ... Collected his first three-hit game of the season vs. St. Katherine (Feb. 19) ... Hit a pair of home runs, which is the 28th time in program history someone has hit multiple home runs in a game, and drove in a career-high four RBIs ... Went 2-for-3 with two runs, a double, an RBI, two walks, and a stolen base vs. La Verne (Mar. 5) ... Drove in three and went 3-for-4 with a home run vs. Lewis & Clark (Apr. 8) ... Tied his career-high with four RBIs as he helped the Bulldogs win vs. Caltech (Apr. 24) ... Stole two bases and scored twice vs. Whittier (May 7) ... played summer ball for the Corvallis Knights in the West Coast League and earned All-WCL Honorable Mention... in 43 games, hit .344 with five doubles, four triples, one homer, 17 RBI, 18 stolen bases and 36 runs scored...was eighth in the WCL in hitting (.344).

**FRESHMAN (2021):** Played at Redlands University (DIII) in California...played 16 games, hit .300 with five doubles, two triples, one home run and seven RBI...was 7-for-7 in stolen bases and scored 18 runs...posted .372 on-base percentage... homered, tripled and had three hits to open the season vs. Saint Katherine (Apr. 2) ... Registered a three-hit game vs. Cal Lutheran (Apr. 9) ... Went 1-for-2 with three runs, three walks, and a stolen base vs. Chapman (May 8) ... Collected two hits, tripled, drove in a run, walked, and stole two bases at Chapman (May 21).

**FRESHMAN (2020):** Played at Redlands University (DIII) in California...played in 17 games, hit .355 with five doubles, three triples, one home run and 15 RBI...was 11-of-12 in stolen bases and scored 16 runs...posted .425 on-base percentage...began his Bulldog career with an RBI-double, scored three runs, walked twice, and stole a base vs. Sul Ross St. (Feb. 7) ... Drove in a career-high three runs with two hits, a double, a walk, and two stolen bases vs. CMS (Feb. 28) ... Recorded his first two, three-hit games at Cal Lutheran (Mar. 5) and vs. CMS (Mar. 7); drove in five runs and stole four bases in the two games.

**HIGH SCHOOL**

Attended Archbishop Mitty High School...as a JUNIOR, named All-Area Honorable Mention and All-West Catholic Athletic League first-team...as a SENIOR, named All-Area Honorable Mention and West Catholic Athletic League Scholar-Athlete of the Year...also named All-WCAL second-team in football.

**PERSONAL**

Born in San Jose...parents, Jeremy and Karol, both are teachers...younger brother, Jarren.

**WASHINGTON STATE**

**JUNIOR (2022):** Appeared in 13 games, all out of the bullpen...went 3-0 with one save...recorded 4.50 ERA with 22 strikeouts and held opposing hitters to .197 batting average in 16 innings...worked scoreless ninth to notch save in season-opening win at Hawaii (2/18)...retired all nine hitters faced with six strikeouts in season-high three scoreless innings to earn win over Long Island (2/26) in Arizona...earned win with two strikeouts in inning of relief in comeback win at Tarleton State (3/2)...made two scoreless appearances at Frisco Classic in Texas, worked 1.2 scoreless innings with three strikeouts against Iowa (3/6)...worked final 1.2 innings scoreless and earned win after walk-off victory over No. 4 Oregon State (3/13)...struck out only batter faced in win over Bushnell (3/16)...made two scoreless appearances at Washington, recorded three strikeouts in one scoreless frame (3/19)...left appearance at No. 18 Stanford (3/27) with injury and did not pitch the rest of the season...graduated with degree in public relations...named to Pac-12 Conference Spring Academic Honor Roll (Public Relations).

**SOPHOMORE (2021):** Appeared in 22 games, one as a starter...went 1-0 with a 4.05 ERA and struck out 39 in 26.2 innings...opened season with three strikeouts in 2.1 scoreless innings at UC Davis (2/19)...struck out three in scoreless inning against Seattle U (3/6)...worked twice at No. 18 Oregon State, started series-finale (3/21), worked one inning and struck out two, no decision...struck out season-high four in two scoreless innings at UNLV (3/26)...did not allow a run in five straight appearances (4/27-5/7), 8.2 IP, 3 H, 0 R, 12 K...struck out two in 2.1 scoreless innings at No. 21 Gonzaga (4/27)...had pair of scoreless appearances against No. 8 Oregon, struck out three in scoreless inning (5/1)...earned win with four strikeouts in 1.1 scoreless innings against No. 16 UCLA (5/7)...struck out two in two scoreless innings against Washington (5/29)...played summer ball for St. Cloud in the Northwoods League...in 18 appearances...had a 3.05 ERA with 21 strikeouts...went 2-0 while also notching eight saves.

**SOPHOMORE (2020):** Appeared in six games, all out of the bullpen...went 1-0 with a 4.15 ERA and recorded 15 strikeouts in 13.0 innings...worked three scoreless innings at CSU Bakersfield (2/16)...set career-highs with seven strikeouts in five no-hit innings at Hawai'i (2/21)...earned win against Niagara (3/6) with two innings of work...struck out three in two scoreless innings against Niagara (3/8)...named to Pac-12 Conference Spring Academic Honor Roll (Public Relations).

**FRESHMAN (2019):** Appeared in 20 games, one as a starter...went 1-3 with a 10.02 ERA...recorded 18 strikeouts in 20.2 innings...made collegiate debut out of bullpen at Saint Mary's...made two appearances at Santa Clara, struck out only batter faced (2/24)...made first career start at UNLV (3/12), worked two innings, allowed four earned runs and struck out one...worked 1.1 scoreless innings at No. 22 UC Irvine (3/22)...made two appearances against No. 2 Stanford, retired only batters faced (3/31)...worked season-highs of 3.1 scoreless innings and struck out two at USC (4/19)...earned first career win with 1.2 scoreless innings of relief Gonzaga (5/6)...worked two scoreless innings against No. 1 UCLA (5/10)...worked two innings against Arizona (5/23), set season high with 65 pitches and matched season high with two strikeouts.

**HIGH SCHOOL**

Attended Redmond High School...three-year letterwinner for coach Dan Pudwill...as a JUNIOR, named First Team All-State and First Team All-KingCo after posting a 1.24 ERA with 56 strikeouts...allowed just eight earned runs and held opposing hitters to a .116 batting average in 45.1 innings...played summer ball for the NW Naturals and was named to Perfect Game Evoshield National Championship All-Tournament Team...as a SENIOR, missed season with injury.

**PERSONAL**

Born in Seattle...parents, Jeff and Shauna...younger sister, Emily...dad, Jeff ran cross country and track at Gonzaga...interested in studying strategic communications.



**ANDREW BAUGHN**  
**RIGHT-HANDED PITCHER**  
 6-2 / 205 / R-R / JUNIOR  
 LAS VEGAS, NEV. / COLLEGE OF SOUTHERN IDAHO  
 MAJOR: FINANCE

55


**JUNIOR COLLEGE**

**SOPHOMORE (2022):** Attended College of Southern Idaho...appeared in 20 games, three as a starter...went 4-2 with a 7.78 ERA and 41 strikeouts in 39.1 innings... named NJCAA All-Academic.

**FRESHMAN (2021):** Attended College of Southern Idaho...named to Region 18 All-Conference Second Team...appeared in 16 games, three as a starter...went 5-0 with one save, a 2.87 ERA, held hitters to .174 batting average, allowed 30 hits and struck out 55 in 47 innings.

**PERSONAL**

Parents, David and Kimm...older brother, Matthew plays baseball at Central Oklahoma.



**COLTON BOWER**  
**CATCHER**  
 6-0 / 210 / R-R / FRESHMAN  
 POULSBO, WASH. / NORTH KITSAP HS  
 MAJOR: UNDECLARED

35

**HIGH SCHOOL**

Attended North Kitsap High School...four-year letterwinner and two-year captain in baseball...two-time All-Olympic League First Team...as a SENIOR, named 2A Senior Athlete of the Year...named to Washington All-State Team...led NKHS to 21-2 overall record and 2A Olympic League title...hit .479 with 34 hits, 36 RBI and picked off 10 baserunners...four-year letterwinner and three-year captain in football...named All-State linebacker as a freshman...named league MVP as a sophomore, junior and senior as a quarterback...named 2A State Player of the Year as a Senior at quarterback...once kicked game-winning 31-yard field goal in district playoff game...had 27 career interceptions on defense...three-year letterwinner in basketball, won state title as a sophomore...rated the top catcher in the state and No. 100 catcher prospect in the country by Perfect Game.

**PERSONAL**

Parents, John and Kelli...older sister, Carson...dad, John played football at Central Washington...posted 3.9 high school GPA...volunteered as a youth flag football coach and little league baseball coach.



**DUKE BROTHERTON**  
**RIGHT-HANDED PITCHER**  
 6-5 / 215 / R-R / JUNIOR  
 MERCER ISLAND, WASH. / MERCER ISLAND HS  
 MAJOR: MARKETING

49

**WASHINGTON STATE**

**SOPHOMORE (2022):** Made six appearances, all out of the bullpen...went 1-0 with a 7.36 ERA, five strikeouts and one walk in 7.1 innings...struck out two in two scoreless innings in win over Bushnell (3/16)...earned first career win with two strikeouts and one hit allowed in three scoreless innings in series-clinching win at No. 10 Oregon (4/24)...struck out one in scoreless inning of work in win over Utah Valley (5/8)...played summer ball for the Corvallis Knights in the West Coast League...made 10 appearances, seven as a starter, went 5-2 with 38 strikeouts and 3.34 ERA in 35 innings.


**FRESHMAN (2021):** Appeared in three games, one as a starter...recorded six strikeouts and a 15.75 ERA in four innings...made collegiate debut out of bullpen at No. 18 Oregon State (3/20), recorded three strikeouts in one inning of work...struck out three in 1.1 innings of relief at UNLV (3/24)...made first career start, worked 1.2 innings at Utah Valley (4/7).

**HIGH SCHOOL**

Attended Mercer Island High School...as a JUNIOR, named to All-KingCo League Second Team after going 4-3 with two saves, 52 strikeouts and a 3.45 ERA in 42 innings...earned win in 3A KingCo League Championship Game after allowing just two earned runs in 6.2 innings...selected to play for Royals Area Code Team...as a SENIOR, named to Preseason All-America West Region by Perfect Game...rated No. 71 right-handed pitcher in the country and top right-handed pitcher in Washington by Perfect Game...rated No. 2 overall 2020 prospect in Washington by Prep Baseball Report...senior season canceled due to Covid-19.

**PERSONAL**

Parents, Brad and Amy...younger brother, Chaz...fourth-generation Cougar...both parents graduated from WSU in the 1990's...both grandparents graduated from WSU in the 1960's...both great grandparents graduated from WSU in the 1930's... great grandpa Angus Clark graduated from WSU in 1927.



**SAM BROWN**  
**FIRST BASE / OUTFIELD**  
 6-2 / 218 / L-L / JUNIOR  
 PETALUMA, CALIF. / PETALUMA HS / PORTLAND  
 MAJOR: SPORT MANAGEMENT

**25**

**PORTLAND**

**SOPHOMORE (2022):** Named All-West Coast Conference Honorable Mention... appeared in 51 games, 48 as a starter...hit .247 with eight doubles, one triple, six home runs and 31 RBI...scored 29 runs...in WCC play, hit .279 with team-high five home runs and 20 RBI...had career-high four hits against Seattle U (3/22/22)...had career-high four RBI at Loyola Marymount (4/3/22).


**FRESHMAN (2021):** Named Freshman All-American by Collegiate Baseball...named All-West Coast Conference Second Team and All-WCC Freshman Team...second-highest batting average on the team at .315 along with five home runs, 16 doubles and a triple... 16 doubles, the most of any freshman, fifth in the WCC overall... among freshman, also ranked second in extra-base hits (22), third in slugging percentage (.495) and fifth in batting average... made collegiate debut against UC Davis on Feb. 28, going 2-for-3 with a double and an RBI... hit first home run against Gonzaga on March 5... season-best 4-for-4 against Loyola Marymount on April 18 two doubles and an RBI... Also went 3-for-5 with a home run, a double and three RBI's against Oregon on April 6... put up similar numbers against Saint Mary's, going 3-for-4 with a home run, a double and an RBI... had a home run in a 2-for-5 performance against San Diego on May 22... second most putouts on the team at 289 with a .981 fielding percentage.

**HIGH SCHOOL**

Attended Petaluma High School in California...four-year varsity letterwinner... three-time All-Vine Valley League selection...two-time team captain.

**PERSONAL**

Born in Santa Rosa, Calif....parents, Billy and Diana...older brother, Billy and younger brother, Joe...dad, Billy played football at Merced Junior college, Texas A&M and San Francisco State.



**TYRUS CARMICHAEL-WILLIAMS**  
**OUTFIELD**  
 6-0 / 192 / R-R / FRESHMAN  
 OXFORD, MISS. / LAFAYETTE HS  
 MAJOR: SPORT MANAGEMENT


**39**

**HIGH SCHOOL**

Attended Lafayette High School...three-time All-Region 2-5A selection...as a SENIOR, named 2-5A Player of the Year and All-Region...hit .423 with eight doubles, two triples, three home runs, 17 stolen bases and 42 runs scored...struck out just eight times in 94 plate appearances...also played quarterback...rated third-best outfield prospect in Mississippi and No. 80 outfield prospect in the country by Perfect Game.

**PERSONAL**

Born in Alabama...mom, Tamika...older sister, Tiera and older brother, Tyler... brother, Tyler played cornerback (2017-19) at Mississippi State.



**MCKABE COTTRELL**  
**LEFT-HANDED PITCHER**  
 6-1 / 218 / L-L / RS-SENIOR  
 SPOKANE VALLEY, WASH. / FREEMAN HS / GONZAGA / SPOKANE FALLS CC  
 MAJOR: SOCIAL SCIENCE

**17**

**WASHINGTON STATE**

**RS-JUNIOR (2022):** Made 16 appearances, 14 as a starter...went 2-6 with 48 strikeouts and a 6.35 ERA in 62.1 innings...made WSU debut with start at Hawaii (2/20)...earned first career win with seven shutout innings, two hits and eight strikeouts in game two of doubleheader against Long Island (2/25) in Arizona... worked into fifth inning and struck out five in comeback walkoff win over No. 4 Oregon State (3/11)...worked scoreless inning of relief in win over Bushnell (3/16)... worked into seventh inning with one earned run in comeback walkoff win over Utah (4/3)...struck out four and allowed one earned run in four innings against California (4/16)...fired five scoreless innings and struck out four against USC (5/1)...recorded career-high nine strikeouts and allowed just two hits in seven shutout innings to earn win against Utah Valley (5/8)...allowed one earned run and worked into the fifth inning in season-ending win over Arizona State (5/21).

**JUNIOR COLLEGE**

**RS-SOPHOMORE (2021):** Attended Spokane Falls Community College...named to JUCO All-America First Team, ABCA National JUCO Pacific Division Pitcher of the Year, All-NWAC first-team and All-NWAC East Region first-team...in nine starts, went 7-0 with two complete games, 81 strikeouts and a 1.95 ERA in 55.1 innings.

**RS-SOPHOMORE (2020):** Attended Spokane Falls Community College...made three starts, went 1-1 with one complete game, 27 strikeouts and a 1.59 ERA in 17 innings.

**RS-FRESHMAN (2019):** Attended Spokane Falls Community College...appeared in 13 games, 12 as a starter, went 6-2 with 89 strikeouts and a 2.42 ERA in 74.1 innings.

**GONZAGA**

**FRESHMAN (2018):** Redshirt season.

**HIGH SCHOOL**

Attended Freeman High School...four-year letterwinner for coach Chad Ripke... posted an ERA under 1.00 all four years and fanned 162 batters as a junior...first-team All-State honoree three times and also three-time league MVP...first-team All-League all four years...also played four years of football, earning First Team All-League as a defensive end his senior year...second-team All-League as a tight end during junior season...four-time All-Academic Team member.

**PERSONAL**

Born in Spokane...married wife, Krystal in 2021...parents, Kohn and Corina... younger brother, Keegan...younger sister, McKenna...younger brother, Kohlter.



**WILL CRESSWELL**  
**CATCHER**  
 6-0 / 210 / R-R / SOPHOMORE  
 AUBURN, WASH. / PUYALLUP HS  
 MAJOR: KINESIOLOGY

**30**

**WASHINGTON STATE**

**FRESHMAN (2022):** Appeared in 26 games, 21 as a starter...hit .132 (7-53) with eight runs scored and seven RBI...recorded three two-hit games...second on team with four sacrifice bunts...threw out six baserunners attempting to steal (6-20)...recorded 10-game on-base streak...started in collegiate debut, had RBI-groundout and threw out two runners attempting to steal at Hawaii (2/20)...had two hits, two RBI, run scored, sacrifice fly and sacrifice bunt in game two win over Long Island (2/25) in Arizona...started series finale against Long Island (2/26) in Arizona, had RBI and scored a run...caught ninth-inning of comeback win at Tarleton State (3/2)...started two games at Frisco Classic in Texas; scored a run in win over Texas A&M and had two hits against Iowa...started two games against No. 4 Oregon State, had two hits, hit-by-pitch, sacrifice bunt and scored a run in win (3/13)...started two games at Washington and twice at No. 18 Stanford...started, had run-scoring sacrifice fly in win at Seattle U (4/20)...played defense final three innings of comeback win at No. 10 Oregon (4/24) to clinch series, threw out runner at second to end ninth inning and was hit-by-a-pitch in the tenth inning...started, singled and drove in a run in win over No. 11 Gonzaga (4/26)...walked twice and scored a run in win at UC Riverside (5/11)...started, had run-scoring sacrifice fly in win over Arizona State (5/20)...played summer ball in the West Coast League for the Bellingham Bells, appeared in 32 games, collected 21 hits, three doubles, had eight RBI scored 14 runs and stole two bases.

**HIGH SCHOOL**

Played first three seasons at Auburn Mountainview High School...attended Puyallup High School as a senior...three-time All-South Puget Sound League selection...as a SENIOR, named Preseason All-American West Region...named first-team All-State, All-SPSL and SPSL Defensive Player of the Year after hitting .415 with five doubles, 16 walks, just six strikeouts and posted a 1.000 field percentage...rated fourth-best catching prospect in Washington by Prep Baseball Report.

**PERSONAL**

Parents, Phil and Amy...older sister, Grace...uncle, Andy Goodwin graduate from WSU...uncle, Jonathan Cresswell is a professional ultimate frisbee player in Taiwan.



**ELIAS FARLAND**  
**RIGHT-HANDED PITCHER**  
 6-4 / 218 / R-R / JUNIOR  
 LONGVIEW, WASH. / R.A. LONG HS  
 MAJOR: CRIMINAL JUSTICE

**57**

**WASHINGTON STATE**

**SOPHOMORE (2022):** Made 14 appearances, all out of the bullpen...went 0-2 with 20 strikeouts, six walks and a 7.65 ERA in 20 innings...struck out three in 2.1 innings for season-opening win at Hawaii (2/18)...struck out three in 1.1 scoreless innings at Hawaii (2/21)...struck out two in two innings of relief in win over Texas A&M (3/4) at the Frisco Classic in Texas...worked 1.1 scoreless innings against No. 4 Oregon State (3/11)...struck out first four batters and tallied career-high five strikeouts in 1.2 innings at Santa Clara (3/23)...worked 1.2 scoreless innings against Utah (4/2)...worked perfect ninth inning of win at UC Riverside (5/11)...worked season-high 2.2 innings at No. 15 UCLA (5/14).

**FRESHMAN (2021):** Appeared in five games, one as a starter...struck out nine, held opposing hitters to a .226 batting average and posted a 10.12 ERA in eight innings...made collegiate debut with two innings out of the bullpen at UNLV (3/23)...struck out three in three innings of work at No. 16 Arizona State (3/26)...made first career start and struck out three against No. 24 Stanford (4/3)...struck out two in scoreless inning of work against Washington (5/28)...played for the Portland Pickles in the West Coast League...in 16 games, posted a 2.61 ERA and 35 strikeouts.

**HIGH SCHOOL**

Attended R.A. Long High School in Washington...as a SOPHOMORE, earned All-Greater St. Helens League honors...as a JUNIOR, named All-Greater St. Helens League after going 4-1 with 44 strikeouts, 15 walks and a 2.10 ERA in 34 innings...as a SENIOR, named to Preseason All-America West Region...season canceled due to Covid-19...rated No. 11 right-handed pitcher in Washington by Perfect Game.

**PERSONAL**

Parents, Jeff and Jennifer.



**GREG FUCHS**  
**OUTFIELD**  
 6-1 / 205 / L-R / SENIOR  
 MERCER ISLAND, WASH. / MERCER ISLAND HS / OREGON STATE  
**MAJOR:** MBA

**6**

**OREGON STATE**

**JUNIOR (2022):** Appeared in 45 games, starting 34...batted .231 with six doubles, one triple and 24 RBI...drove in three on a double and finished 2-for-6 with a walk against UCLA (5/28)...doubled in the regular season finale against UCLA (5/21)...tripled in a run in the ninth at Arizona (5/14)...went 2-for-4, drawing a walk, and scoring a run at Utah (4/30)...scored a career-best three runs and finished 2-for-3 with two RBI against Nevada (3/30)...went 3-for-6 with three RBI versus Nevada (3/29)...drove in two and was 2-for-4 versus Seattle (3/23)...drove in the game-winning run in the ninth in the opener versus Grand Canyon, singling up the middle (3/15)...set a career-best with four RBI and finished 2-for-4 with a run and a double versus New Mexico (2/20)...finished 2-for-2 with two runs in the season opener versus New Mexico (2/18).

**SOPHOMORE (2021):** Appeared in 23 games, making 20 starts...batted .231 with two doubles, three home runs and 10 RBI...drew 11 walks...drove in two on a third-inning home run and finished 1-for-2 with two walks in a win over USC (5/8)...hit his first career home run, the game-winner, and finished 3-for-4 with two RBI in the finale at UCLA (5/2)...doubled and finished with a 2-for-4 night at UCLA (5/1)...set a career-high with three hits and finished with a run, RBI and walk in a win over Portland (4/20)...went 1-for-4 with two runs scored and an RBI in his 2021 debut in the opener versus California (4/16).

**SOPHOMORE (2020):** Did not play.


**FRESHMAN (2019):** Appeared in 20 games, starting four...hit .167 with one double and four RBI...drove in the game-winning runs with a single in the ninth on opening day versus New Mexico (2/15/19).

**HIGH SCHOOL**

Attended Mercer Island High School in Washington...three-year letterwinner for head coach Dominic Woody...earned all-state and all-league honors as a senior after batting .486 with three home runs, six doubles, three triples and 25 RBI. Named league MVP as a senior...named to the Seattle Times All-Area Team as a senior...named First-Team All-State and First-Team All-League as a junior after batting .408 with five doubles, one triple, 24 runs batted in and five stolen bases...408 batting average as a junior led the Kingco conference...batted .291 as a sophomore, adding one double, one triple, 10 RBI and a stolen base.

**PERSONAL**

Born in Miami, Fla....parents, Jennell and Robin Fuchs...two brothers, Chris and Nick, and one sister, Kate....biggest athletic thrill is playing in the 2012 Little League Regional Semifinals, appearing on ESPN...member of National Honor Society and National League of Young Men....served in the community by coaching flag football and serving as a student mentor and buddy to children with special needs in high school.



**JACOB GABLER**  
**RIGHT-HANDED PITCHER**  
 6-5 / 230 / R-R / FRESHMAN  
 EDMONDS, WASH. / EDMONDS-WOODWAY HS  
**ACADEMIC INTEREST:** COMPUTER ENGINEERING

**38**

**HIGH SCHOOL**

Attended Edmonds-Woodway High School in Washington...two-year letterwinner and was a captain in baseball...as a SENIOR, named MVP and All-Wesco 3A/2A South First Team...made 10 appearances, went 6-1 with a 0.40 ERA, 103 strikeouts, 17 walks, 21 hits and three earned runs in 52 innings...as a hitter, appeared in 25 games, hit .365 with nine doubles, three triples and 19 RBI...also lettered three times and was a captain in basketball...rated second-best righthanded pitcher in state of Washington by Prep Baseball Report.

**PERSONAL**

Parents, Jon and Donna...older brothers, Ian and Griffin...brother, Griffin played as a goalkeeper (2015-18) at Saint Martins University in Oregon.



**CHASE GRILLO**  
**RIGHT-HANDED PITCHER**  
 6-3 / 220 / R-R / RS-JUNIOR  
 KENNEWICK, WASH. / KAMIAKIN HS / SPOKANE FALLS CC / GONZAGA  
**MAJOR:** SOCIAL SCIENCE

**41**

**WASHINGTON STATE**

**RS-SOPHOMORE (2022):** Appeared in 30 games, all out of the bullpen...tied for fourth in WSU single-season history with 30 appearances...went 2-3 with three saves...third on team with 50 strikeouts...allowed just 15 walks and a 4.55 ERA in 31.2 innings...in 16 appearances during Pac-12 Conference play, recorded two saves with 29 strikeouts and 3.05 ERA in 20.2 innings...made three scoreless appearances, recorded one strikeout in each outing during season-opening series at Hawaii (2/19-21)...entered game at Tarleton State (3/2) with two runners on and nobody out, retired all three hitters faced, two on strikeouts, to earn first career save...struck out three in scoreless ninth of win over Bushnell (3/16)...made pair of scoreless appearances at No. 18 Stanford (3/25, 3/27)...made two scoreless appearances in series win at No. 9 Arizona; worked perfect ninth to close out win (4/8) and struck out three in final two innings to earn series-clinching win (4/9)...struck out career-high four in final two innings to earn save in game one win of doubleheader against California (4/15)...appeared in all three games for series-win at No. 10 Oregon, earned save with final four outs (4/23)...made two appearances in series-win over USC (4/29, 5/1)...struck out three in scoreless inning to close out win over Utah Valley (5/6)...earned win with 1.1 scoreless innings at UC Riverside (5/11)...worked career-high 2.2 innings and struck out three at No. 15 UCLA (5/15)...worked scoreless eighth innings with two strikeouts in win at Portland (5/17)...matched career-high with four strikeouts in 2.1 scoreless innings of season-ending win over Arizona State (5/21)...played summer ball in the Northwoods League for the St. Cloud Rox, named Northwoods League All-Star, appeared in 20 games, went 2-1 with 14 saves, 2.08 ERA and 35 strikeouts in 21.2 innings.

**GONZAGA**

**SOPHOMORE (2021):** Redshirt season.

**JUNIOR COLLEGE**

**SOPHOMORE (2020):** Attended Spokane Falls Community College...season canceled due to Covid-19.

**FRESHMAN (2019):** Attended Spokane Falls Community College...made 12 appearances, went 1-1, struck out 13 and posted a 1.29 ERA in 14 innings.

**HIGH SCHOOL**

Attended Kamiakin High School.

**PERSONAL**

Born in Kennewick...parents, Jeremy and Jennifer...younger brothers, Garrett and Tyson...both parents and aunt graduated from WSU...mom, Jennifer played soccer at Cuesta College in California.



**RYLAN HAIDER**  
**RIGHT-HANDED PITCHER**  
 6-0 / 191 / R-R / FRESHMAN  
 OLYMPIA, WASH. / OLYMPIA HS  
**ACADEMIC INTEREST:** EARTH SCIENCE


54

**HIGH SCHOOL**

Attended Olympia High School in Washington...four-year letterwinner in baseball... as a FRESHMAN, pitched in 10 varsity innings and helped OHS to runner-up in 4A State Championship...as a SOPHOMORE, named Perfect Game Underclassmen All-American...as a JUNIOR, named to All-South Puget Sound League First Team after posting 1.33 ERA in 21 innings...as a SENIOR, named 4A State Player of the Year and SPSL Player of the Year after setting school record with 10-0 record... posted 0.52 ERA with 53 strikeouts in 62 innings...led OHS to 4A State Title...also lettered once in golf...rated No. 11 overall prospect in Washington by Perfect Game...played summer ball for the Corvallis Knights in the West Coast League... made five appearances, went 1-1 with nine strikeouts in 9.1 innings.

**PERSONAL**

Parents, Vince and Cindy...older brother, Tristan.



**ELIJAH HAINLINE**  
**INFIELD**  
 5-10 / 185 / R-R / SOPHOMORE  
 SPOKANE, WASH. / MEAD HS  
**ACADEMIC INTEREST:** KINESIOLOGY

8

**WASHINGTON STATE**

**FRESHMAN (2022):** Appeared in 48 games, 45 as a starter...hit .228 with seven doubles, one home run and 21 RBI...scored 26 runs, stole two bases and tied for third in Pac-12 Conference with team-high eight sacrifice bunts...recorded 10 multiple-hit games including nine two-hit games and one 3-hit game...recorded 14-game on-base streak...made 35 starts at third base, eight at shortstop and two at second base...rated No. 28 impact freshman in the Pac-12 by D1Baseball.com...appeared twice in season-opening series at Hawaii...started at shortstop and hit safely in all four games against Long Island (2/24-26) in Arizona...singled and drove in a run in win over LIU (2/24)...doubled in game one of DH against LIU (2/25)...hit two-run home run in win over LIU (2/26)...scored twice, started ninth-inning comeback with single in win at Tarleton State (3/2)...had two hits and scored twice in comeback win over No. 4 Oregon State (3/13)...doubled twice, stole a base and drove in two runs in win over Bushnell (3/16)...had two hits at Santa Clara (3/23)...had two hits at BYU (3/29)...had pair of two-hit games against Utah (4/1-2)...had season-high three hits with a double, RBI and two runs scored in win at No. 9 Arizona (4/8)...walked three times and scored twice in win at Seattle U (4/20)...had RBI-single and scored twice at No. 10 Oregon (4/22)...had two-run double in series-clinching win at No. 10 Oregon (4/24)...had two-run double and three RBI in win over No. 11 Gonzaga (4/26)...had pair of two-hit games in series sweep of Utah Valley (5/7-8)...doubled and scored a run in win at UC Riverside (5/11)...had RBI in win at Portland (5/17)... had RBI-single in win over Arizona State (5/20)...played summer ball for Bellingham Bells in the West Coast League...named All-WCL Second Team after hitting .322 with 12 doubles, five home runs, 19 RBI and 21 stolen bases.

**HIGH SCHOOL**

Attended Mead High School in Spokane...four-year letterwinner for coach Steve Hare...served as team captain as a junior and senior...as a FRESHMAN, started at shortstop and led Greater Spokane League with three saves...as a SOPHOMORE, named All-GSL honorable mention after hitting .298 with 17 hits, 14 runs scored and five stolen bases...as a JUNIOR, season canceled due to Covid-19...as a SENIOR, named to Preseason All-America West Region by Perfect Game...named All-State and unanimous All-GSL first-team selection after hitting .444 and led GSL in runs (21), stolen bases (13) and walks (16)...played summer ball for Spokane Expos, named to 2020 WWBA World Championship All-Tournament Team...rated second-best shortstop and No. 15 overall prospect in Washington by Perfect Game...rated No. 199 shortstop in the country by Perfect Game.

**PERSONAL**

Born in Spokane...parents, Jim and Melissa...older brothers, Isaiah and Zach... younger sister, Kyanna...3.95 high school GPA...two-year member of National Honor Society.



**MAX HARTMAN**  
**OUTFIELD**  
 6-3 / 200 / L-R / FRESHMAN  
 ST. ALBERT, ALBERTA, CANADA  
**ACADEMIC INTEREST:** ENGINEERING


23

**HIGH SCHOOL**

Played for the Okotoks Dawgs Academy...as a JUNIOR, in 36 games during the 2021 summer, hit .286 with six doubles, two triples, 22 RBI and 13 stolen bases... as a SENIOR, was selected to play for Team Canada's Junior National U-18 Team at the 2022 World Baseball Confederation Baseball World Cup in Florida...rated the top outfield prospect in Alberta by Perfect Game.

**PERSONAL**

Parents, Aileen and Brian...younger brother, Eric.



**JACOB HARVEY**  
**INFIELD**  
 6-0 / 166 / R-R / GRADUATE  
 KENNEWICK, WASH. / SOUTHRIDGE HS / OREGON STATE / CAL STATE FULLERTON  
**MAJOR:** PB - COMPARATIVE ETHNIC STUDIES

29

**CAL STATE FULLERTON**

**JUNIOR (2022):** Appeared in four games...went 1-for-10 with one RBI...missed season with injury.

**SOPHOMORE (2021):** Appeared in 41 games, starting 38 of them in his first year with the Titans... Had a .271 batting average in 155 at-bats to go along with a .369 on-base percentage and .381 slugging... Recorded a team-high four triples with a total of 11 extra base hits... Had 10 RBI and 24 runs.

**OREGON STATE**

**SOPHOMORE (2020):** Appeared in played in five games, with one start, walked twice ... went 0-for-4.

**FRESHMAN (2019):** Appeared in 32 games, making 26 starts, and batted .255 with four doubles, one triple, one home run and eight RBI ... in Pac-12 play, played in 19 games, starting 15, and hit .278 with one double, one triple and five RBI ... Tallied a 3-for-5 effort and drove home the game-winning run in the 16th inning in game two versus Washington State (4/27) ... Went 2-for-3 and scored three runs with three walks in the opener versus Washington State (4/26) ... Hit his first career home run and scored three runs in the second of two games at Nevada (4/23) ... Doubled and tallied a 2-for-5 day with a walk against Nevada (4/22) ... Went 2-for-4 and scored two runs in Arizona series finale (4/20) ... Drove home the game-winning run with a triple in the eighth versus Arizona (4/18) ... Batted in the second spot of the lineup and went 2-for-4 with a run and an RBI in the win over Utah (4/5) ... Doubled home a run in the third and finished 1-for-4 with a run scored versus San Diego State (4/2) ... Finished 2-for-4 with two runs scored, an RBI and a walk in the win over Washington (3/30) ... Went 1-for-3 and swiped his first stolen base in the win over West Virginia (3/2).

**HIGH SCHOOL**

Graduated in 2018 from Southridge High School as a four-year letterwinner for head coach Tim Sanders ... Named First-Team All-State and All-League after his senior season. Selected as the 3A Player of the Year. Helped Southridge to a state title ... Batted .517 with nine home runs, 12 doubles and 30 RBI in 2018 ... earned All-State honors as a junior after batting .516 with 12 doubles, five triples, 14 RBI and eight stolen bases. Also earned All-Conference First-Team honors and was named the MVP of the area ... Also went 4-0 as a junior, posting a 2.30 ERA in 11 games ... Served as a team captain in 2017 ... As a sophomore, named second-team all-conference and second-team all-area ... Batted .426 as a sophomore, collecting nine doubles, five triples, 19 RBI and 11 stolen bases.


**PERSONAL**

Born in Kennewick...parents, Kimberly and Joe...older brother, Kyle, played baseball at Indiana Tech. ...enjoys hunting and fishing in his spare time...has volunteered his time at the Tri-City Cancer Center.



**DAKOTA HAWKINS**  
**RIGHT-HANDED PITCHER**  
 6-0 / 208 / R-R / SENIOR  
 CHEHALIS, WASH. / W.F. WEST HS / LOWER COLUMBIS CC  
 MAJOR: CRIMINAL JUSTICE

24



**CADEN KAELEBER**  
**RIGHT-HANDED PITCHER**  
 6-7 / 185 / R-R / RS-SENIOR  
 PASCO, WASH. / CHIAWANA HS / SPOKANE FALLS CC  
 MAJOR: SOCIAL SCIENCE / PB - ENGLISH

15

**WASHINGTON STATE**

**JUNIOR (2022):** Appeared in 10 games, two as a starter...went 4-0 with a 25 strikeouts, four walks and 4.35 ERA in 20.2 innings...held opposing hitters to .216 batting average...struck out four in two scoreless innings in doubleheader game two win over Long Island (2/25) in Arizona...struck out two in inning of work at No. 9 Arizona (4/10)...earned win with three strikeouts in two scoreless innings of work at Seattle U (4/20)...earned win with 3.1 innings of relief at No. 10 Oregon (4/23)...earned series-clinching win with two strikeouts in two innings of work against USC (5/1)...struck out two in scoreless inning of work against Utah Valley (5/8)...started and worked 2.1 innings in win at UC Riverside (5/11)...started, struck out career-high 10 in career-high five shutout innings in win at Portland (5/17).

**SOPHOMORE (2021):** Appeared in 19 games, six as a starter...went 4-6 with one save, 40 strikeouts, 13 walks and a 5.82 ERA in 51.0 innings...made WSU debut with start in series-finale at UC Davis (2/1), struck out six in 4.1 innings...earned win in start at Dixie State (2/28), struck out five and allowed two earned runs in five innings...appeared out of bullpen after striking out two and just one earned run allowed in four innings at Utah (4/11)...worked 1.2 scoreless innings against No. 13 Arizona (4/16)...earned series-clinching win in start at California (4/25), retired first 10 batters and struck out five in five innings...earned win in relief with 2.1 scoreless innings against Seattle U (5/5)...worked 2.2 scoreless innings at USC (5/16)...played summer ball for St. Cloud in the Northwoods League.

**JUNIOR COLLEGE**

**SOPHOMORE (2020):** Attended Lower Columbia Community College in Washington...went 1-1 with 13 strikeouts and zero walks in 7.1 innings...season canceled.

**FRESHMAN (2019):** Attended Lower Columbia Community College in Washington...in 10 appearances, went 3-0 with 32 strikeouts and eight walks in 21.2 innings.

**HIGH SCHOOL**

Attended W.F. West High School in Washington...as a JUNIOR, struck out 41 and posted a 1.87 ERA in 30 innings...as a SENIOR, was 2A All-Evergreen Conference and All-Area shortstop after hitting .471 with 29 RBI, 33 hits and 23 runs scored...on the mound, struck out 31 with a 0.95 ERA in 22 innings.

**PERSONAL**

Parents, Kevin and Shelia...older stepbrothers, Josh and Auston...younger sister, Savannah.



**SPENCER JONES**  
**LEFT-HANDED PITCHER**  
 6-3 / 238 / L-L / JUNIOR  
 SALT LAKE CITY / OLYMPUS HS / SALT LAKE CC  
 MAJOR: SOCIAL SCIENCE

28

**JUNIOR COLLEGE**

**SOPHOMORE (2022):** Attended Salt Lake CC...named to All-Region 18 Second Team...appeared in 15 games, 14 as a starter...went 9-3 with 3.76 ERA and 74 strikeouts in 67.0 innings...tallied two complete games.

**FRESHMAN (2021):** Attended Salt Lake CC...made 14 appearances, eight as a starter, went 5-2 with one save, 50 strikeouts, 23 walks and 5.32 ERA in 45.2 innings.

**FRESHMAN (2020):** Attended Salt Lake CC...made seven appearances...went 1-0 with one save and 11 strikeouts in 11.2 innings.

**PERSONAL**

Born in Kirkland, Wash....parents, Steven and Maurine...one of seven children...older brothers, Andrew and Ben...older sisters, Jordan, Katie and Rachel...younger brother, Nathan.

**WASHINGTON STATE**

**RS-JUNIOR (2022):** Named All-Pac-12 Conference Honorable Mention...made 28 appearances, one as a starter...went 1-1 with seven saves and a 3.64 ERA...tied fourth in Pac-12 with seven saves...struck out 37, walked 18 and held hitters to .230 batting average in 42 innings...in conference play, appeared in 15 games, collected three saves and held hitters to .186 batting average...earned save with two strikeouts in two scoreless innings of win at Hawaii (2/19)...worked final two innings scoreless in win over Long Island (2/26) in Arizona...made first career start at Tarleton State (3/2)...struck out career high six in three innings against Wichita State (3/5) at the Frisco Classic in Texas...made two appearances against No. 4 Oregon, worked 1.1 innings in win (3/13)...struck out two in scoreless inning of work at Washington (3/18)...recorded final out of eighth inning in win at No. 9 Arizona (4/8)...earned save with three shutout innings in win at Seattle U (4/20)...worked in all three games of series win at No. 10 Oregon, worked perfect tenth inning to earn save in series-clinching win (4/24)...earned win after working final 2.2 innings against No. 11 Gonzaga (4/26)...notched save with 1.2 scoreless innings against USC (4/30)...recorded save with 1.1 scoreless innings in win over Utah Valley (5/7)...struck out four in 2.1 scoreless innings in win at UC Riverside (5/11)...struck out three in career-high 3.2 innings at No. 15 UCLA (5/15)...earned save with perfect ninth inning at Portland (5/17)...earned save with three strikeouts in 3.1 scoreless innings against Arizona State (5/20).

**RS-SOPHOMORE (2021):** Appeared in 22 games, all out of bullpen...recorded one save with a 4.08 ERA and 19 strikeouts in 17.2 innings...opened season with six straight scoreless appearances...in WSU debut, struck out three in two scoreless innings in game one of doubleheader at UC Davis (2/20)...made two appearances in series sweep at Dixie State (2/25, 2/28)...struck out the side in scoreless inning at Utah Valley...earned series-clinching save with two strikeouts in ninth at Utah (4/11)...worked scoreless appearances against Portland (5/11) and at USC (5/14)...closed season with scoreless inning in series-opening win over Washington (5/27)...played for the Walla Walla Sweets in the West Coast League...in 23 games, had a 3.33 ERA with 63 strikeouts and went 3-1 while saving three games...named First-Team All-WCL.

**JUNIOR COLLEGE**


**RS-SOPHOMORE (2020):** Attended Spokane Falls Community College in Washington...went 1-0 with one save and six strikeouts in five innings...season canceled due to Covid-19.

**SOPHOMORE (2019):** Attended Spokane Falls Community College in Washington...redshirt season.

**FRESHMAN (2018):** Attended Walla Walla Community College in Washington...appeared in two games...struck out three in four innings.

**PERSONAL**

Mom, Chris and stepdad Damon...dad, Patrick and stepmom, Kara...older brother, Will...sister, McKenna plays volleyball at Montana Tech where she is a two-time All-Frontier Conference selection and was the 2022 Conference Co-Setter of the Year...younger brother, Tristan...stepmom, Kara graduated from WSU.



**TY KENNEDY**  
**INFIELD**  
 6-0 / 190 / R-R / FRESHMAN  
 PARKER, COLO. / LEGEND HS  
**ACADEMIC INTEREST:** LANDSCAPE ARCHITECTURE

32

**HIGH SCHOOL**

Attended Legend High School in Colorado... as a JUNIOR, hit .420 with four doubles, two triples, two home runs and 16 RBI with six stolen bases... as a SENIOR, named to All-Continental League Second Team... hit .371 with nine doubles, four triples, six home runs and 20 RBI with 14 stolen bases... rated sixth-best overall prospect in Colorado and No. 92 shortstop prospect in the country by Perfect Game.

**PERSONAL**

Parents, Wade and Rachael... younger sister, Halie.



**JACK LEE**  
**LEFT-HANDED PITCHER**  
 6-0 / 204 / L-L / JUNIOR  
 SYDNEY, AUSTRALIA / DE LA SALLE HS / CSU BAKERSFIELD  
**MAJOR:** PUBLIC RELATIONS

3

**WASHINGTON STATE**

**SOPHOMORE (2022):** Appeared in 12 games, one as a starter... went 0-1 with 13 strikeouts and 6.92 ERA in 12 innings... made WSU debut with a strikeout in scoreless inning of work at Hawaii (2/20)... struck out three in scoreless inning for relief in win at Long Island (2/24) in Arizona... recorded a strikeout in win at Texas A&M (3/4) at Frisco Classic in Texas... recorded season-highs of four strikeouts and 2.2 innings at Washington (3/19)... worked two innings at BYU (3/29)... started at No. 15 Gonzaga (4/5)... fired two scoreless innings at No. 15 UCLA (5/14).

**FRESHMAN (2021):** Made 12 appearances, including one start... posted a team-best four saves, striking out 20 and posted a 4.58 ERA in 19.2 innings... held opposing hitters to a .217 batting average... earned win with 1.2 innings of relief in win over Pacific... pitched 4.1 innings in series at UC San Diego to earn a pair of saves... struck out one in 1.1 innings to collect the save against Cal Poly... pitched three innings in series with UC Irvine, earned a save.

**HIGH SCHOOL**

Attended De la Salle Catholic College in Australia... three-time All-State selection... two-time national champion... member of Australia WBSC U18 World Cup Team that played in South Korea.

**PERSONAL**

Born in Sydney, Australia... parents, Jeffrey and Dianne... younger sister, Charlotte.



**CAM LISS**  
**LEFT-HANDED PITCHER**  
 6-0 / 202 / L-L / SENIOR  
 SPOKANE, WASH. / FERRIS HS / SPOKANE FALLS CC  
**MAJOR:** SOCIAL SCIENCE

31

**WASHINGTON STATE**

**JUNIOR (2022):** Appeared in 30 games, three as a starter... tied for fourth-most appearances (30) in WSU single-season history... went 3-1 with 49 strikeouts and a 4.61 ERA in 41 innings... held opposing hitters to .215 batting average... in Pac-12 Conference play, tied for team-lead with 16 appearances... made three scoreless appearances in season-opening series at Hawaii, started and struck out four in three scoreless innings (2/21)... started and struck out four in 3.1 innings in game one of doubleheader against Long Island (2/25) in Arizona... retired all 12 batters faced and struck out seven in four perfect innings in win at Tarleton State (3/2)... worked two innings against No. 4 Oregon State (3/13)... made two appearances in series at Washington and at No. 18 Stanford... started at BYU (3/29)... worked scoreless inning against Utah (4/1)... retired only batter faced and earned win against Utah (4/3)... struck out three in two scoreless innings at No. 15 Gonzaga (4/5)... struck out six in three scoreless innings at No. 9 Arizona (4/10)... struck out two in 2.2 innings of relief in series-clinching win at No. 10 Oregon (4/24)... struck out two in scoreless inning of work in win over No. 11 Gonzaga (4/26)... worked twice in series win over USC (4/29-30)... earned win with five strikeouts in 2.2 scoreless innings against Utah Valley (5/7)... worked two scoreless innings in shutout win at Portland (5/17)... earned win with 1.1 scoreless innings in series-finale to clinch sweep over Arizona State (5/21)... played summer ball in the West Coast League for the Edmonton Riverhawks, appeared in eight games, went 3-1 with two saves, a 1.80 ERA and 17 strikeouts in 15 innings.

**JUNIOR COLLEGE**

**SOPHOMORE (2021):** Attended Spokane Falls Community College... made nine starts, went 6-1 with one complete game, 78 strikeouts and posted a 4.28 ERA in 48.1 innings.

**SOPHOMORE (2020):** Attended Spokane Falls Community College... made three starts, went 1-0 with 17 strikeouts and a 4.26 ERA in 12.2 innings... season canceled due to Covid-19.


**FRESHMAN (2019):** Attended Spokane Falls Community College... named to All-NWAC East Region... made 11 appearances, 10 as a starter, went 6-2 with 66 strikeouts and a 2.08 ERA in 56.1 innings.

**HIGH SCHOOL**

Attended Ferris High School... four-year letterwinner... served as team captain as a junior and senior... two-time All-Greater Spokane League selection... named first-team as a senior.

**PERSONAL**

Born in Spokane... parents, Ron and Jennifer... older sister, Abby... older brother, Trevor... dad, Ron played baseball at Cal State East Bay... mom, Jennifer played basketball at Gonzaga.



**CAM MAGEE**  
**INFIELD**  
 6-1 / 190 / L-R / SOPHOMORE  
 ANAHEIM HILLS, CALIF. / CANYON HS / ARIZONA STATE  
**MAJOR:** SPORT MANAGEMENT

7

**ARIZONA STATE**


**FRESHMAN (2022):** Appeared in 33 games, 23 as a starter...went 15-for-81 (.185) with three doubles, one triple, one home run and 14 RBI...scored 12 runs and stole one base...had three hits against Utah (May 6)...homered against Arizona (April 5)...had three RBI against California (April 3).

**HIGH SCHOOL**

Attended Canyon High School in southern California...No. 39 overall recruit out of California and the 15th-rated shortstop, according to Perfect Game...Perfect Game listed him as a Top-400 overall prospect in the nation and a Top-75 shortstop nationally...Prep Baseball Report has Magee as the No. 7 shortstop in the state and the No. 23 overall recruit in California...PBR listed him as a Top-200 recruit among its national coverage area and the No. 37 shortstop in the nation...2020 WWBA World Championship (All-Tournament Team)...2020 Perfect Game National Showcase (Top Prospect Team)...2019 WWBA World Championship...Four other regional and national events...2019 Perfect Game Underclass All-American Games...2019 Perfect Game Preseason Underclassmen All-America Teams – High Honorable Mention

**PERSONAL**

Parents, Terry and Theresa...one of seven children...brothers, Angelo, Brandon, Chris, Shawn and Taylor...sister, Kylee...older brother, Brandon Magee was All-Pac-12 Sun Devil Football player (2009, 2012) and later played in NFL for Cleveland Browns (2013) and Tampa Bay Buccaneers (2014)...older sister, Kylee plays softball at Arizona State.



**BRYCE MATTHEWS**  
**FIRST BASE / OUTFIELD**  
 6-3 / 200 / L-R / JUNIOR  
 PARKER, COLO. / CHAPARRAL HS / ARKANSAS / EASTERN OKLAHOMA STATE COLLEGE  
**MAJOR:** SOCIAL SCIENCE

4

**WASHINGTON STATE**

**SOPHOMORE (2022):** Appeared in 48 games, 42 as a starter...hit .305 with 12 doubles, six home runs and 32 RBI...led team with 36 run scored...stole three bases...recorded 15 multiple-hit games including 11 two-hit games and four 3-hit games...second on team with 10 multiple-RBI games...season-best seven-game hitting streak...made 16 starts in right field, 13 at designated hitter, five in left field, four at first base and four in centerfield...hit two-run home run in season-opening win at Hawaii (2/18)...had three hits including two doubles at Hawaii (2/20)...hit solo homer in game one of doubleheader against Long Island (2/25) in Arizona...scored three runs in comeback win at Tarleton State (3/2)...singled and scored a run in win over Texas A&M (3/4) at Frisco Classic in Texas...had RBI-single and scored a run against Iowa (3/6) at the Frisco Classic in Texas...came off bench, went 3-for-3 with walkoff RBI-single in win over No. 4 Oregon State (3/13)...had two doubles and scored twice in win over Bushnell (3/16)...had two hits and two RBI at Santa Clara (3/23)...hit three-run home run at No. 18 Stanford (3/25)...had pinch-hit two-run single at No. 9 Arizona (4/10)...reached base five times, singled twice, walked three times, stole a base and scored twice in win at Seattle U (4/20)...had pair of two-hit games and homered in two games in series win at No. 10 Oregon, homered in first two games, had two hits and RBI-single in series-clinching win (4/24)...had two hits and doubled in each of first two games against USC (4/29-30)...had three hits, doubled, stole a base and scored three runs in win over Utah Valley (5/8)...had three-run double and drove in season-high four in win at UC Riverside (5/11)...had three hits, doubled and homered in win at Portland (5/17)...had pair of two-hit games in series sweep of Arizona State, scored three runs in season-finale (5/21)...played summer ball in Coastal Plain League for Macon Bacon in Georgia, named to All-CPL Second Team, appeared in 18 games, hit .323 with five doubles, one homer, 13 RBI and three stolen bases.

**JUNIOR COLLEGE**

**FRESHMAN (2021):** Attended Eastern Oklahoma State College...appeared in 48 games, hit .306 with seven doubles, one triple, eight home runs and 28 RBI...stole eight bases and scored 40 runs...helped EOCS to a 47-7 overall record and a Region II title.

**ARKANSAS**


**FRESHMAN (2021):** Appeared in three games, one as a starter...went 1-for-4 with a double and run scored...season canceled due to Covid-19.

**HIGH SCHOOL**

Attended Chaparral High School in Colorado...four-year letterwinner for coach Alan Digiasio...top-ranked player in the state of Colorado by Perfect Game and a top 500 player in the nation...2019 Perfect Game Preseason All-American West Region First Team...2017-18 Perfect Game Preseason Underclass High Honorable Mention All-American...played for Colorado Yard Dawgs travel team and won the 2017 PGBA WWBA 17U Qualifier...played in 2017 Underclass Area Code Games...as a JUNIOR, hit .379 with 13 runs scored, 25 hits and 19 RBI...also lettered four times in basketball.

**PERSONAL**

Born in Longview, Wash...parents, Fred and Ann...older sister, Sydney...dad, Ron was a pitcher at Lower Columbia College in early 1990's and was drafted in 17th-round by Florida Marlins in 1993...cousin, Damon Stoudamire played 13 seasons in the NBA for Toronto, Portland, Memphis and San Antonio, currently an assistant coach with the Boston Celtics.



**ANDREW MCKENNA**  
**CATCHER**  
 5-11 / 205 / L-R / SOPHOMORE  
 HINSDALE, ILL. / NAZARETH ACADEMY / HOLY CROSS / SANTA BARBARA CC  
**MAJOR: SOCIAL SCIENCE**

43

**JUNIOR COLLEGE**

**FRESHMAN (2022):** Attended Santa Barbara Community College...named to All-Western State Conference First Team... appeared in 34 games, hit .248 (28-113) with four doubles, three home runs and 23 RBI...scored 14 runs and stole one base.

**FRESHMAN (2021):** Attended Santa Barbara Community College.

**HOLY CROSS**

**FRESHMAN (2020):** Attended College of Holy Cross in Massachusetts...appeared in 11 games, six as a starter...hit .310 (9-29) with one double, five RBI and six runs scored...named to Patriot League Academic Honor Roll...went 3-for-5 with two RBI and two runs scored at CSU Bakersfield (3/2)...hit 1-for-3 with two runs scored at UC Riverside (3/5)...had a 3-for-3 day against Boston College with a double and two RBI (3/10)...season canceled March 12 due to COVID-19.



**JACOB MCKEON**  
**FIRST BASE / OUTFIELD**  
 6-4 / 230 / R-R / SENIOR  
 PHOENIX, ARIZ. / MOUNTAIN POINTE HS / CENTRAL ARIZONA  
**MAJOR: KINESIOLOGY**

19

**WASHINGTON STATE**

**JUNIOR (2022):** Named All-Pac-12 Conference...appeared in 48 games, 44 as a starter...hit .348 with 15 doubles, one triple, seven home runs and 32 RBI...led team in home runs, slugging (.584) and on-base percentage (.446)...scored 33 runs and stole one base...recorded 16 multiple-hit games including 13 two-hit games, one 3-hit game and two 4-hit games...team-best 15-game hitting streak...made 22 starts at first base and 22 at designated hitter...led team in Pac-12 Conference play with .351 average, seven doubles, four homers and .574 slugging pct...singled and scored in season-opening win at Hawaii (2/18)...had RBI-double and walked twice in win at Hawaii (2/19)...hit two-run home run in game one of doubleheader against Long Island (2/25) in Arizona...walked twice and scored twice in game two win of doubleheader against Long Island (2/25)...had two-run double, three RBI and bases-loaded walk in ninth inning of comeback win at Tarleton State (3/2)...walked twice and scored a run in win over Texas A&M (3/4) at Frisco Classic in Texas...had two hits and RBI against No. 4 Oregon State (3/11)...had two hits and run scored at No. 18 Stanford (3/26)...had two hits with a double at BYU (3/29)...had pinch-hit game-tying RBI-single in ninth inning of walkoff win over Utah (4/3)...had RBI-single, walked and scored twice in win at No. 9 Arizona (4/8)...doubled, tripled and drove in two in game one win of doubleheader against California (4/15)...had two hits, doubled and scored twice against California (4/16)...had two hits and four RBI in win at Seattle U (4/20)...named Pac-12 Player of the Week after win at Seattle U/Oregon series win, hit .529 (9-of-17), three multiple-hit games, two doubles, three home runs, four runs, 10 RBI and slugged 1.176...homered in all three games of series win at No. 10 Oregon...doubled and homered at No. 10 Oregon (4/22)...had career-high four hits with three RBI and homer in win over No. 10 Oregon (4/23)...hit two-run home run in eighth inning for comeback win at No. 10 Oregon (4/24)...had go-ahead RBI-single in eighth inning of win over No. 11 Gonzaga (4/26)...recorded three hits with a double against USC (4/29)...had RBI-single against USC (5/1)...homered in win over Utah Valley (5/8)...homered, drove in two runs and scored twice in win at UC Riverside (5/11)...had 15-game hitting streak snapped at No. 15 UCLA (5/14)...had two hits, scored twice and homered at No. 15 UCLA (5/15)...doubled twice in win at Portland (5/17)...matched career-high with four hits, one RBI and two runs scored in win over Arizona State (5/20)...named to the CoSIDA Academic All-America Second Team and All-District Team...named to Pac-12 Conference Spring Academic Honor Roll (Kinesiology)...played summer ball in West Coast League for Edmonton Riverhawks, appeared in 20 games, hit .267 with three doubles, three homers, 20 hits, 10 RBI and 13 runs.

**HIGH SCHOOL**

Three-year varsity member of baseball team at Nazareth Academy under head coach Lee Milano...named team's offensive player of the year in 2018 and 2019...selected to 2019 PG Preseason All-American and All-Region teams...named 2018 PG Preseason Underclass All American and PBR Preseason All-State...named to 2017 National Underclass Showcase-Main Event Top Prospect Team...2019 All-Conference selection...helped lead team to a third-place finish in state in 2018...owned a career average of .376, batting .420 as a junior in 2018...named to Patriot League All-Academic Honor Roll.

**PERSONAL**

Parents, Steve and Dawn...older brothers, Jack and Will...sister, Fiona...sister played hockey and soccer at Princeton...uncle, Michael McKenna pitched at Auburn in mid-1990's...uncle, Ardel McKenna played football at Yale in 1980's.

**SOPHOMORE (2021):** Appeared in 39 games, 33 as a starter...hit .345 with 40 hits, 13 doubles, one triple, two home runs, 29 RBI and 27 runs scored...recorded 10 multiple-hit games including three 3-hit games and recorded eight multiple-RBI games...hit safely in final eight games...in Pac-12 Conference play, led team with .348 batting average, tied for sixth in leaguer with 10 doubles and tied for tenth with 25 RBI...recorded first career WSU hit in first career at-bat, a pinch-hit single and later scored in game one of doubleheader at UC Davis (2/20)...took over starting left field job during series at No. 18 Oregon State...doubled and homered at No. 18 Oregon State (3/20)...drove in two runs at No. 18 Oregon State (3/21)...had three hits at No. 16 Arizona State (3/27)...doubled in all three games including a pair of two-hit games against No. 24 Stanford (4/1, 4/3)...had RBI-triple and scored a run at Utah (4/10)...had three hits, doubled twice, hit a grand slam and drove in six runs in win over No. 13 Arizona (4/16)...had two-run double in series-clinching win at California (4/25)...had 21-game on-base streak snapped against No. 8 Oregon (4/30)...had three hits, doubled and scored three times against Seattle U (5/5)...doubled twice and scored two runs against Portland (5/11)...had pair of two-hit games at USC (5/15-16)...had RBI-doubles in wins over Washington (5/27, 5/29)...played summer ball for Battlecreek in the Northwoods League.

**JUNIOR COLLEGE**

**SOPHOMORE (2020):** Attended Central Arizona College...limited to just 10 games due to injury...recorded one double, one triple and one stolen base...season shortened due to Covid-19.

**FRESHMAN (2019):** Attended Central Arizona College...helped Central Arizona to a Junior College National Championship...hit .286 with nine doubles, one triple, one home run and 23 RBI.

**HIGH SCHOOL**

Attended Mountain Pointe High School...as a JUNIOR, named to All-State First Team and all-conference first team after hitting .360 with six doubles, one triple, two home runs, 11 stolen bases and 21 RBI...as a SENIOR, named to All-Tempe Region First Team after hitting .371 with 13 doubles, two triples, five home runs, six stolen bases and 30 RBI.

**PERSONAL**

Born in Phoenix...parents, Daniel and Andrea...older sister, Allie...older brother, Christian and younger brother, Matthew.



**GIORDANO MEZZOMO**  
**LEFT-HANDED PITCHER**  
 6-1 / 207 / L-L / SOPHOMORE  
 VANCOUVER, B.C. / CENTENNIAL SECONDARY / CLOUD COUNTY CC  
 MAJOR: SOCIAL SCIENCE


40

**JUNIOR COLLEGE**

**FRESHMAN (2022):** Attended Cloud County Community College in Kansas... appeared in 19 games, seven as a starter...went 4-5 with 61 strikeouts, 15 walks, 40 hits and 6.32 ERA in 37 innings.

**PERSONAL**

Parents, Angela and Steven...younger brother, Massimo.



**LIAM MILLER**  
**LEFT-HANDED PITCHER**  
 6-6 / 245 / L-L / FRESHMAN  
 RANCHO PALOS VERDES, CALIF. / PENINSULA HS  
 MAJOR: FINANCE


36

**HIGH SCHOOL**

Played at Peninsula High School in southern California...as a JUNIOR, made eight appearances, recorded two wins, 35 strikeouts and 2.88 ERA in 34 innings...as a SENIOR, made nine appearances, recorded two wins, one save, 29 strikeouts, seven walks and held opposing hitters to .209 batting average to 22.2 innings... three-year letterwinner in basketball, named All-Bay League first-team honors, averaged 11.8 ppg and 10.1 rpg as a senior.

**PERSONAL**

Parents, Angela and Chris...dad, Chris played football at Menlo College... grandfather, Larry Miller played basketball at Rice (1965-68).



**JACOB MORROW**  
**CATCHER**  
 6-1 / 205 / R-R / SOPHOMORE  
 WARRENTON, ORE. / WARRENTON HS / LINN-BENTON CC  
 MAJOR: SOCIAL SCIENCE

12

**JUNIOR COLLEGE**

**SOPHOMORE (2022):** Attended Linn-Benton Community College in Oregon... appeared in 40 games, hit .262 (37-141) with nine doubles, three triples and 17 RBI...stole five bases and scored 24 runs...threw out 10 runners attempted to steal (10-16), committed just one error...helped Linn-Benton CC win the NWAC Championship.


**FRESHMAN (2021):** Attended Linn-Benton Community College in Oregon... appeared in 19 games, hit .271 (16-59) with two doubles, one home run and 14 RBI...scored 14 runs and stole one base...committed just one error.

**HIGH SCHOOL**

Attended Warrenton High School...four-year letterwinner and three-time captain in baseball, named Coastal League Player of the Year as a JUNIOR...four-year letterwinner and three-time captain in football, two-time All-State selection as an outside linebacker...also lettered three times and was named captain twice in basketball.

**PERSONAL**

Born in Portland...parents, Chris and Debbie...brother, Matthew and sister, Jessica...mom, Debbie played tennis and ran track at Palomar College...dad, Chris played baseball at Mesa Junior College in San Diego...member of national honor society and honor roll for three years.



**GRIFFIN MYERS**  
**CATCHER / FIRST BASE**  
 6-4 / 215 / L-R / RS-FRESHMAN  
 PLEASANTON, CALIF. / AMADOR VALLEY HS  
 MAJOR: BUSINESS

27

**WASHINGTON STATE**


**FRESHMAN (2022):** Did not appear in a game...redshirt season.

**HIGH SCHOOL**

Attended Amador Valley High School...as a SENIOR, named Preseason All-American California Region honorable mention...named first-team All-East Bay Athletic League after hitting .429...selected to play for the Detroit Tigers Scout Team...rated No. 24 catcher prospect in California by Prep Baseball Report.

**PERSONAL**

Parents, Matt and Nesa...older sister, Hannah...all three family members graduated from WSU; mom, Nesa (1993), dad, Matt (1994) and sister, Hannah (2021).



**RYAN ORR**  
**RIGHT-HANDED PITCHER**  
 6-0 / 208 / R-R / FRESHMAN  
 TUMWATER, WASH. / TUMWATER HS  
 MAJOR: BASIC MEDICAL SCIENCE


45

**HIGH SCHOOL**

Attended Tumwater High School...three-year letterwinner in baseball...as a SENIOR, named to 2A All-State Team, Evergreen League MVP and helped THS to a 2A State Championship...went 8-1 with 93 strikeouts and a 0.86 ERA...had 17-strikeout game in WIAA regional playoffs against Shadle Park...had the game-winning hit in the 2A state championship game...three-year letterwinner in football, three-time All-Evergreen League selection...rated fourth-best right-hander in the state and No. 183 right-hander in the country by Perfect Game.

**PERSONAL**

Born in Olympia, Wash...parents, Sean and Sabrena...older sister, Kelsey and older brother, Kile...posted 3.85 high school GPA.



**JACE PHELAN**  
**INFIELD**  
 6-2 / 240 / L-L / JUNIOR  
 OTIS ORCHARDS, WASH. / FREEMAN HS / SPOKANE FALLS CC  
**MAJOR: FINANCE**

50

**JUNIOR COLLEGE**

**SOPHOMORE (2022):** Attended Spokane Falls Community College in Washington... appeared in 43 games, hit .283 with four doubles, two triples, nine home runs and 28 RBI...scored 28 runs and stole nine bases.

**FRESHMAN (2021):** Attended Spokane Falls Community College in Washington... appeared in 36 games, hit .360 with nine doubles, five home runs and 43 RBI... scored 26 runs and stole three bases.

**PERSONAL**

Parents Lisa and John...older brother, JT...older sister, Jordan...mom, Lisa earned her master's degree from WSU...dad, John played pitched at Eastern Washington in mid 1980's, was a 22nd-round draft pick by the Padres in 1989 and played for the Spokane Indians in 1989.



**BRANDHAM PONCE**  
**INFIELD**  
 6-2 / 220 / S-R / JUNIOR  
 FEDERAL WAY, WASH. / FEDERAL WAY HS / BIG BEND CC  
**MAJOR: SOCIAL SCIENCE**

26

**JUNIOR COLLEGE**

**SOPHOMORE (2022):** Attended Big Bend Community College in Washington... named to ABCA Rawlings All-America Third Team, Northwest Athletic Conference East Region MVP and All-NWAC First Team as a utility player...appeared in 46 games, hit .339 with eight doubles, six home runs and 42 RBI...scored 36 runs and posted .425 on-base percentage.

**FRESHMAN (2021):** Attended Big Bend Community College in Washington... appeared in 28 games, hit .354 with nine doubles, two triples, three home runs and 25 RBI...scored 21 runs, stole four bases and posted .406 on-base percentage.

**FRESHMAN (2020):** Attended Central Arizona College...appeared in 20 games, went 13-for-63 (.206) with three doubles, one triples, two home runs and 10 RBI with seven stolen bases...season canceled due to Covid-19.

**HIGH SCHOOL**

Attended Federal Way High School...four-year letterwinner.

**PERSONAL**

Parents, Jesus and Alejandrina...younger sisters, Citlali and Violeta...younger brother, Leonardo.



**KYLE RUSSELL**  
**INFIELD**  
 6-2 / 207 / R-R / JUNIOR  
 UNIVERSITY PLACE, WASH. / CURTIS HS  
**MAJOR: SPORT MANAGEMENT**

1

**WASHINGTON STATE**

**SOPHOMORE (2022):** Appeared in 52 games, 51 as a starter...hit .264 with three doubles, two triples, three home runs and 23 RBI...scored 30 runs and stole one base...recorded 12 multiple-hit games with nine 2-hit games and three 3-hit games...had season-bests 14-game on-base streak...made 49 starts at second base, one at third base and one at shortstop...in Pac-12 Conference play, hit three home runs and drove in 15 runs...prior to season, ranked No. 29 draft prospect in Pac-12 (D1Baseball.com)...had three hits including RBI-single in season-opening win at Hawaii (2/18)...had an RBI in first three games at Hawaii...had two hits, tripled, walked twice and scored twice in win over Long Island (2/24) in Arizona... had three hits and scored a run in win over Long Island (2/26) in Arizona...hit leadoff, had two hits and scored twice in win at Tarleton State (3/2)...hit leadoff in all three games at Frisco Classic in Texas...had two hits and three RBI in win over Texas A&M (3/4) at Frisco Classic in Texas...hit solo home run at Washington (3/18)...singled, walked three times and scored a run at No. 18 Stanford (3/25)... had two-run single in win at No. 9 Arizona (4/8)...had game-tying RBI-single in eighth inning and go-ahead RBI-single in ninth inning of series-clinching win at No. 9 Arizona (4/9)...had two hits and an RBI against California (4/16)...had two hits and drove in a run at No. 10 Oregon (4/22)...hit solo homer in win at No. 10 Oregon (4/23)...singled and scored a run in series-clinching win at No. 10 Oregon (4/24)... had two hits and scored twice in each of first two games against Utah Valley (5/6-7)...doubled and scored a run in win at UC Riverside (5/11)...started at shortstop, had two hits and scored a run in win at Portland (5/17)...had hits in all three games of sweep against Arizona State...tripled and scored twice in win over Arizona State (5/20)...had three hits, homered, drove in three runs and scored twice in win over Arizona State (5/21)...closed season with five-game hitting streak.


**FRESHMAN (2021):** Started all 20 games played at second base...hit .301 (22-73) with five doubles, two triples, one home run, 14 RBI, one stolen base and 11 runs scored...slugged .466...recorded 64 defensive assists in 20 games...recorded five multiple-hit games including three 3-hit games...recorded four multiple-RBI games...named Preseason Pac-12 Conference Freshman of the Year by Perfect Game...in 12 conference games, hit .314 (16-51) with four doubles, one home run, eight RBI and nine runs scored...hit safely in first four games of the season...in collegiate debut, recorded two hits, doubled, drove in two runs and scored once in opening-day win at UC Davis (2/19)...singled, stole base, drove in a run and scored once in game two of doubleheader at UC Davis (2/20)...tripled in game two of doubleheader at UC Davis (2/20)...had infield RBI-single at UC Davis (2/21), left game with an injury...missed 19 games with and injury...in first career Pac-12 game, had three hits, doubled, drove in three runs and scored twice in win at Utah (4/9)...had a pair of three-hit games against No. 13 Arizona...had three hits, doubled, drove in two runs and scored three times in win over No. 13 Arizona (4/16)...had three hits and RBI against No. 13 Arizona (4/18)...had RBI-double in win at California (4/24)... had two hits, scored twice and hit first career home run, a solo shot to right field in win over No. 8 Oregon (5/1)...had two-run triple in win over Seattle U (5/5)...missed final 10 games with an injury.

**HIGH SCHOOL**

Attended Curtis High School in Washington...as a FRESHMAN, named to the All-South Puget Sound League First Team as a utility player...as a SOPHOMORE, named to 4A South Puget Sound All-League First Team after hitting .380 with 15 RBI, 17 runs and did not strikeout...as a JUNIOR, named All-State, South Puget Sound League MVP after hitting .450 with four doubles, six homers, 30 RBI and struck out just twice...on the mound, in 23 innings posted a 2-3 record, a 3.34 ERA and 24 strikeouts...selected to play for Royals Area Code Team and 2019 Future Stars National Team at Fenway Park...as a SENIOR, named Preseason All-America West Region...season canceled due to Covid-19...also four-year letterwinner at quarterback...ranked No. 42 shortstop prospect in the country and No. 195 overall prospect in the country by Perfect Game...rated top high school prospect in Washington by Baseball America.

**PERSONAL**

Parents, Syd and Kim...older brother, Cody is an infielder at Lewis-Clark State College.



**ALAN SHIBLEY**  
**INFIELD**  
 6-1 / 200 / L-R / JUNIOR  
 SAPULPA, OKLA. / SAPULPA HS / SAN JACINTO COLLEGE  
 MAJOR: SOCIAL SCIENCE

**5**

**JUNIOR COLLEGE**

**SOPHOMORE (2022):** Attended Sac Jacinto College in Texas...named JBB All-America Honorable Mention...appeared in 62 games, hit .358 with 15 doubles, six triples, 11 home runs and 55 RBI...was 20-of-23 stolen bases, scored 73 runs, posted .480 on-base percentage and slugged .637...helped team reach JUCO World Series...named to JUCO World Series All-Tournament Team, went 7-of-13 with five runs scored, three home runs and seven RBI.

**FRESHMAN (2021):** Attended Sac Jacinto College in Texas...appeared in 35 games, hit .336 with three doubles, one triple, three home runs and 25 RBI...stole four bases, scored 18 runs and posted .449 on-base percentage.

**PERSONAL**

Parents, Tina and Steve...one of five children...older brother, Stephen...older sister, Sidney...younger sister, Kelsi and young brother, Jackson...dad, Steve Shibley played baseball at Kansas in late 1980's.



**SHANE SPENCER**  
**RIGHT-HANDED PITCHER**  
 6-1 / 170 / R-R / JUNIOR  
 LAS VEGAS, NEV. / CENTRAL ARIZONA  
 MAJOR: SOCIAL SCIENCE

**22**

**JUNIOR COLLEGE**


**SOPHOMORE (2022):** Attended Central Arizona College...named All-Region I Second Team and All-ACCAC Second Team...made 19 appearances, 18 as a starter...went 14-1 with three complete games, 3.58 ERA, 126 strikeouts, 21 walks and 82 hits allowed in 98 innings...led Central Arizona to Junior College National Championship...started title game, earned win with 6.1 innings, two earned runs and five strikeouts to beat Cowley County CC for national championship.

**FRESHMAN (2021):** Attended Central Arizona College...made 17 appearances, one as a starter...went 6-2 with 5.08 ERA, 35 strikeouts and eight walks in 33.2 innings.

**FRESHMAN (2020):** Attended Central Arizona College...made 10 appearances...went 0-0 with two saves, 2.60 ERA and 22 strikeouts in 17.1 innings...season canceled due to COVID-19.

**PERSONAL**

Parents, Lisa and Brian...younger brothers, Andrew and Taylor.



**GRIFFEN SOTOMAYOR**  
**CATCHER**  
 6-1 / 208 / R-R / FRESHMAN  
 TURLOCK, CALIF. / TURLOCK HS  
 MAJOR: BUSINESS


**33**

**HIGH SCHOOL**

Attended Turlock High School...four-year letterwinner and two-year captain in baseball...as a FRESHMAN, hit .435...as a SOPHOMORE, season cancelled due to Covid-19...as a JUNIOR, hit .426 and helped THS to co-league title...as a SENIOR, named to All-Central California Athletic League First Team after hitting .361 with 12 doubles, one triple and two home runs with 27 RBI and 23 runs scored...selected to play for Red Sox Scout Team and to A's Area Code Team...rated third-best catcher in California and No. 43 catcher prospect in the country by Perfect Game.

**PERSONAL**

Parents, Heather and Lisa...both are teachers...older sister, Gabrielle...named CIF Scholar-Athlete.



**NATE STEVENS**  
**CATCHER**  
 5-11 / 198 / L-R / JUNIOR  
 WAUNAKEE, WISC. / WAUNAKEE HS / ARKANSAS / JOHNSON COUNTY CC  
 MAJOR: PSYCHOLOGY

53

**WASHINGTON STATE**

**SOPHOMORE (2022):** Appeared in nine games, two as a starter...went 1-for-10 with two walks, one hit-by-pitch and one RBI...made WSU debut as pinch-hitter at Hawaii (2/20)...started at designated hitter in win at Tarleton State (3/2)...started at catcher, had RBI-single in win over Bushnell (3/16)...pinch-hit, was hit-by-pitch at Washington (3/20)...pinch-hit, walked at Santa Clara (3/23)...appeared on defense late and worked walk in game-two of doubleheader against California (4/15)... appeared late on defense and went 0-for-1 at No. 15 UCLA (5/14).

**JUNIOR COLLEGE**

**FRESHMAN (2021):** Attended Johnson County Community College in Kansas... appeared in 30 games, hit .362 with four doubles, seven home runs and 27 RBI... also stole two bases and scored 21 runs.

**FRESHMAN (2020):** Attended Johnson County Community College in Kansas... named NJCAA All-Academic Third Team...in 17 games, hit .379 with four doubles, four home runs and 18 RBI...season canceled due to Covid-19.

**ARKANSAS**

**FRESHMAN (2020):** Signed with Arkansas out of high school...transferred to Johnson County Community College in Kansas in January, 2020.

**HIGH SCHOOL**

Attended Waunakee High School...four-year letterwinner for coach Spencer Lee...as a senior was named as the first-team catcher on the Wisconsin Baseball Coaches Association's all-state team, a unanimous all-district choice, a first-team selection on the Badger North all-conference team and named the player of the year in the Badger North and by Wisconsin Baseball Central...named the Wisconsin State Journal's All-Area Baseball Player of the Year in 2018 and 2019...also received national recognition, chosen as a third-team pick on the USA Today All-USA Team...unanimous all-conference pick as a junior...two-time team MVP...helped lead Waunakee to a 21-6 record and a WIAA Division I State Championship as a junior, while batting .512 with eight doubles, three triples, eight home runs and a school record 38 driven in...as a senior, led the Warriors to the Bader North Conference crown and another state title while batting .419 and set program records with nine home runs and 31 walks...also knocked in 31 runs and had a 1.052 slugging percentage...in the state title game made a game-changing play with a pick-off in the bottom of the fifth preserving a one-run lead...extended the lead in the sixth with an RBI triple and a run score for a 3-0 lead and eventual win...received an invitation to the Perfect Game All-American Classic Show played at Petco Park in San Diego in July following his senior year...two-starter in football and earned all-conference honors both seasons...helped the Warriors to a state championship in 2018...originally signed with Arkansas out of high school.

**PERSONAL**

Born in Waunakee, Wis....parents, Larry and Sheila...younger brother, Trevor.



**NATE SWARTS**  
**OUTFIELD**  
 6-1 / 219 / R-R / JUNIOR  
 FARMINGTON, N.M. / PIEDRA VISTA HS  
 MAJOR: KINESIOLOGY

37

**WASHINGTON STATE**

**SOPHOMORE (2022):** Appeared in 31 games, 16 as a starter...hit .273 (18-66) with two doubles, two triples, four home runs and 16 RBI...stole four bases, scored 12 runs and slugged .545...recorded four multiple-hit games including three 2-hit games and one 3-hit game...made 11 starts in centerfield, three in right field, once in left field and once at designated hitter...started at designated hitter, had two hits, doubled and walked against Wichita State (3/5) at Frisco Classic in Texas... had three hits, homered twice and drove in five in win over Bushnell (3/16)...hit two-run home run at Washington (3/19)...doubled and scored at Washington (3/20)...singled at No. 18 Stanford (3/27)...pinch-ran and scored game-winning run in walkoff win over Utah (4/3)...hit two-run home in game one win of doubleheader against California (4/15)...came off bench, hit go-ahead two-run single in eighth inning to clinch series over USC (5/1)...walked twice, stole two bases and scored a run in win over Utah Valley (5/6)...had two-run single in win over Utah Valley (5/7)... had two hits, tripled, stole a base and scored a run in win over Utah Valley (5/8)... walked and scored in win at UC Riverside (5/11)...had pinch-hit RBI-groundout at No. 15 UCLA (5/17)...singled and scored in win over Arizona State (5/20)...had go-ahead two-run single to clinch series sweep over Arizona State (5/21).

**FRESHMAN (2021):** Appeared in 29 games, nine as a starter...made five starts in left field, three in right field and one in centerfield...hit .373 (19-for-51) with eight doubles, one home run, 16 RBI and 10 runs scored...recorded six multiple-hit games and five multiple-RBI games...had pinch-hit RBI-single at UC Davis (2/21)... came off bench, had RBI-double and scored in win over Seattle U (3/6)...started at No. 16 Arizona State (3/28)...came off bench to play defense in all three games at California, doubled to left field (4/24)...had pinch-hit single against No. 8 Oregon (4/30)...started in left field, had RBI-double and RBI-single in win over No. 8 Oregon (5/2)...singled and scored against No. 16 UCLA (5/8)...started in right field, singled and drove in three runs against No. 16 UCLA (5/9)...had two hits, hit first career homer and scored twice against Portland (5/11)...had three hits, doubled and drove in four runs in win at USC (5/16)...doubled twice and drove in two runs in win over Washington (5/27)...had two hits, doubled, walked twice and scored twice in series-clinching win over Washington (5/29)...closed season with multiple-hit games in final four contests...played for St. Cloud in the Northwoods League...in 45 games, hit three home runs, 17 RBI... including a game where he went 5-for-5 with two solo home runs and hit .400 in the postseason.

**FRESHMAN (2020):** Appeared in nine games, making six starts in centerfield... went 2-for-15 with one stolen base, one run scored and two sacrifice bunts...made collegiate debut with start at CSU Bakersfield (2/14) and scored a run...stole a base at Hawai'i (2/20)...recorded first career hit with line dive single to centerfield at Hawai'i (2/23)...was hit by a pitch and had a sacrifice bunt against Rutgers in Arizona (2/28)...had a pinch-hit single against Gonzaga (3/10).

**HIGH SCHOOL**

Attended Piedra Vista...three-year baseball varsity letter winner for coach Mike McGaha and Jeff Kiraly...as a JUNIOR, named District 1-6A Player of the Year and first-team All-State as a utility player after hitting .348 with four doubles, three triples, one home run, 15 RBI and five stolen bases...on the mound, went 9-0 with 27 strikeouts in 58.1 innings and a 0.48 ERA...as a SENIOR, named Preseason All-American West Region Honorable Mention, first-team All-State, All-District First Team and New Mexico All Star...as an outfielder after hitting .426 with 13 doubles, six triples and 25 RBI...originally signed with New Mexico State but signed with Washington State after coaching changes.

**PERSONAL**

Born in Farmington, N.M....parents, Jeremy and Leslie...younger brothers, Matt and Tyler...younger sister, Riley...enjoys fishing, hunting, mountain biking, wakeboarding, and snowboarding...member of National Honor Society.



**GRANT TAYLOR**  
**RIGHT-HANDED PITCHER**  
 6-4 / 225 / R-R / JUNIOR  
 MURRIETA, CALIF. / MURRIETA VALLEY HS  
**MAJOR:** CONSTRUCTION MANAGEMENT

44



**CONNOR WILFORD**  
**RIGHT-HANDED PITCHER**  
 6-4 / 213 / R-R / SOPHOMORE  
 SAN CLEMENTE, CALIF. / SAN CLEMENTE HS / CAL POLY / SADDLEBACK COLLEGE  
**MAJOR:** ADVERTISING

20

### WASHINGTON STATE

**SOPHOMORE (2022):** Started all 14 games appeared in...went 4-5 with 4.67 ERA... tied for team-lead with 71 strikeouts and walked 28 in 71.1 innings...led team with 54 strikeouts in Pac-12 Conference play...opening-day starter at Hawaii (2/18)...earned win, struck out five and allowed three hits in six shutout innings against Long Island (2/24) in Arizona...earned win, struck out seven and allowed two earned runs on four hits in five innings of win over Texas A&M (3/4) at Frisco Classic in Texas...struck out seven, allowed one earned run in six innings against No. 4 Oregon State (3/12)...struck out five, allowed three earned runs and worked into sixth at Washington (3/18)...struck out six and allowed two earned runs in six innings at No. 18 Stanford (3/25)...recorded seven strikeouts in five innings against Utah (4/2)...struck out six with zero earned runs in seven innings of win at No. 9 Arizona (4/9)...earned win with career-high eight wins, two earned runs on five hits in seven innings against USC (4/30)...named Pac-12 Conference Pitcher of the Week after two-hit shutout of Arizona State (5/19), struck out seven in first WSU shutout since 2018 and first time WSU shut out Arizona State since 2015...named to Pac-12 Conference Spring Academic Honor Roll (Construction Management)...played summer ball in the Cape Cod League for the Yarmouth-Dennis Red Sox, made eight appearances, six as a starter, went 2-1 with 2.59 ERA and 49 strikeouts with just 19 walks and 24 hits allowed in 31.1 innings.

**FRESHMAN (2021):** Appeared in 11 games, three as a starter...went 3-0 with one save, a 3.04 ERA and 24 strikeouts in 26.2 innings...in Pac-12 play, made seven appearances, two starts and went 3-0 with one save, a .194 batting average against and 18 strikeouts in 20 innings...made season debut with three strikeouts in start at UNLV (3/23)...struck out only batter faced against Gonzaga (4/13)...worked scoreless inning of relief in win over No. 13 Arizona (4/16)...made pair of scoreless appearances in series win at California...struck out only batter faced at California (4/23)...earned first career save after retiring all seven batters faced to close out series-clinching win at California (4/25)...earned first career win with five strikeouts in four innings of relief in series-clinching win over No. 8 Oregon (5/2)...struck out two in 1.2 scoreless innings of work against No. 16 UCLA (5/8)...in first career Pac-12 start, earned win with three strikeouts and one earned run allowed in five innings at USC (5/16)...started, earned win with four strikeouts and one earned run on four hits in 5.2 innings in series-clincher over Washington (5/29)...played for the Corvallis Knights which won the championship in the West Coast League...made 11 appearances and posted a 3.99 ERA with 65 strikeouts.

**FRESHMAN (2020):** Appeared in three games, all out of the bullpen...did not allow a run and recorded three strikeouts in 3.1 innings...made collegiate debut at CSU Bakersfield (2/16) striking out only hitter he faced...struck out one in scoreless inning against Niagara (3/5)...struck out one in two scoreless innings of work against Gonzaga (3/10).

### HIGH SCHOOL

Attended Murrieta Valley High School...as a SENIOR, named Preseason All-American California Region Honorable Mention and All-Southwestern League second-team after recording 56 strikeouts and a 3.41 ERA in 39 innings...named team Pitcher of the Year...named to Perfect Game Top-500 Prospects.

### PERSONAL

Parents, Cary and Nancy...younger brother, Adam...career goal is to graduate with a degree and keep playing baseball...nickname is GT or G...enjoys golfing, hiking, and off-roading...knows American Sign Language.

### JUNIOR COLLEGE

**FRESHMAN (2022):** Attended Saddleback College in southern California...named to All-Orange Empire Conference First Team...started all 16 games appeared in, went 11-2 with 3.07 ERA, 87 strikeouts and 14 walks in 96.2 innings.

**FRESHMAN (2021):** Attended Saddleback College in southern California...appeared in nine games, went 0-3 with one save, 13 strikeouts and 5.73 ERA in 11 innings.

**FRESHMAN (2020):** Attended Cal Poly during fall, 2020...attended Saddleback College in southern California in spring, 2020...season canceled.

### HIGH SCHOOL

Attended San Clemente High School...as a SENIOR, named All-Orange County First Team...made 12 appearances, posted 1.17 EAR with 70 strikeouts, 13 walks and 46 hits in 65.2 innings.

### PERSONAL

Born in Mission Viejo, Calif...parents, Eric and Jennifer...older sister, Rachel...older brother, Ryan...younger sister, Caitlin...grandpa, Jerry Nesbitt was an All-Conference guard at New Mexico in mid-1950's...cousin, Cody Hart plays Lacrosse at Utah...volunteered to work with Challenger League, a program where kids with special needs play little league baseball.



Date	Opponent	Score	Inns	Overall	Pac-12	Pitcher of record	Attend	Time
Feb 18, 2022	at Hawaii	w 5-4	9	1-0-0	0-0-0	Hoeft, T (W 1-0)	2146	4:27
Feb 19, 2022	at Hawaii	w 4-2	9	2-0-0	0-0-0	McMillan, C (W 1-0)	2239	4:19
Feb 20, 2022	at Hawaii	L 3-6	9	2-1-0	0-0-0	Cottrell, M (L 0-1)	1551	3:42
Feb 21, 2022	at Hawaii	L 4-7	9	2-2-0	0-0-0	Hoeft, T (L 1-1)	1368	4:10
# Feb 24, 2022	vs LIU	w 10-0	9	3-2-0	0-0-0	Taylor, G (W 1-0)	200	3:10
# Feb 25, 2022	vs LIU-1	L 3-8	9	3-3-0	0-0-0	Farland, E (L 0-1)	325	3:19
# Feb 25, 2022	vs LIU-2	w 8-0	9	4-3-0	0-0-0	Cottrell, M (W 1-1)	221	2:26
# Feb 26, 2022	vs LIU	w 9-2	9	5-3-0	0-0-0	Barison, C (W 1-0)	228	3:13
Mar 02, 2022	at Tarleton State	w 9-8	9	6-3-0	0-0-0	Barison, C (W 2-0)	316	4:10
% Mar 04, 2022	vs Texas A&M	w 11-6	9	7-3-0	0-0-0	Taylor, G (W 2-0)	5672	4:11
% Mar 05, 2022	vs Wichita State	L 2-8	9	7-4-0	0-0-0	Cottrell, M (L 1-2)	0	3:20
% Mar 06, 2022	vs Iowa	L 5-6	9	7-5-0	0-0-0	Hoeft, T (L 1-2)	0	3:17
* Mar 11, 2022	#4 OREGON STATE	L 3-13	9	7-6-0	0-1-0	Cottrell, M (L 1-3)	1085	3:22
* Mar 12, 2022	#4 OREGON STATE	L 1-5	9	7-7-0	0-2-0	Taylor, G (L 2-1)	1468	3:00
* Mar 13, 2022	#4 OREGON STATE	w 9-8	9	8-7-0	1-2-0	Barison, C (W 3-0)	1056	3:57
Mar 16, 2022	BUSHNELL	w 11-4	9	9-7-0	1-2-0	Sierra, W (W 1-0)	188	3:04
* Mar 18, 2022	at Washington	L 2-3	9	9-8-0	1-3-0	Taylor, G (L 2-2)	667	3:20
* Mar 19, 2022	at Washington	L 2-8	9	9-9-0	1-4-0	McMillan, C (L 1-1)	561	3:15
* Mar 20, 2022	at Washington	L 3-14	9	9-10-0	1-5-0	Cottrell, M (L 1-4)	670	3:35
Mar 23, 2022	at Santa Clara	L 2-9	9	9-11-0	1-5-0	Farland, E (L 0-2)	290	3:25
* Mar 25, 2022	at Stanford	L 7-8	(12)	9-12-0	1-6-0	Kaelber, C (L 0-1)	1179	5:28
* Mar 26, 2022	at Stanford	L 1-7	9	9-13-0	1-7-0	McMillan, C (L 1-2)	1313	2:37
* Mar 27, 2022	at Stanford	L 3-8	9	9-14-0	1-8-0	Cottrell, M (L 1-5)	1274	3:08
Mar 29, 2022	at BYU	L 3-9	9	9-15-0	1-8-0	Liss, C (L 0-1)	385	3:12
* Apr 01, 2022	UTAH	L 9-10	9	9-16-0	1-9-0	McMillan, C (L 1-3)	1387	3:47
* Apr 02, 2022	UTAH	L 3-10	9	9-17-0	1-10-0	Taylor, G (L 2-3)	2240	3:18
* Apr 03, 2022	UTAH	w 5-4	9	10-17-0	2-10-0	Liss, C (W 1-1)	1371	3:12
Apr 05, 2022	at #15 Gonzaga	L 0-12	9	10-18-0	2-10-0	Lee, J (L 0-1)	0	3:45
* Apr 08, 2022	at #9 Arizona	w 11-5	9	11-18-0	3-10-0	McMillan, C (W 2-3)	3420	3:34
* Apr 09, 2022	at #9 Arizona	w 6-5	9	12-18-0	4-10-0	Grillo, C (W 1-0)	4182	3:15
* Apr 10, 2022	at #9 Arizona	L 2-5	9	12-19-0	4-11-0	Cottrell, M (L 1-6)	2399	2:45
* Apr 15, 2022	CALIFORNIA-1	w 4-1	9	13-19-0	5-11-0	McMillan, C (W 3-3)	948	2:35
* Apr 15, 2022	CALIFORNIA-2	L 4-16	9	13-20-0	5-12-0	Taylor, G (L 2-4)	857	3:59
* Apr 16, 2022	CALIFORNIA	L 4-7	9	13-21-0	5-13-0	Grillo, C (L 1-1)	944	3:13
Apr 20, 2022	at Seattle U	w 11-6	9	14-21-0	5-13-0	Hawkins, D (W 1-0)	124	3:25
* Apr 22, 2022	at #10 Oregon	L 7-8	(10)	14-22-0	5-14-0	Grillo, C (L 1-2)	1457	3:53
* Apr 23, 2022	at #10 Oregon	w 10-8	9	15-22-0	6-14-0	Hawkins, D (W 2-0)	2858	3:39
* Apr 24, 2022	at #10 Oregon	w 8-7	(10)	16-22-0	7-14-0	Brotherton (W 1-0)	1504	3:49
Apr 26, 2022	#11 GONZAGA	w 6-5	9	17-22-0	7-14-0	Kaelber, C (W 1-1)	1202	3:38
* Apr 29, 2022	USC	L 1-4	9	17-23-0	7-15-0	McMillan, C (L 3-4)	1265	3:01
* Apr 30, 2022	USC	w 4-2	9	18-23-0	8-15-0	Taylor, G (W 3-4)	1203	3:05
* May 01, 2022	USC	w 5-3	9	19-23-0	9-15-0	Hawkins, D (W 3-0)	1057	2:50
May 06, 2022	UTAH VALLEY	w 9-3	9	20-23-0	9-15-0	McMillan, C (W 4-4)	867	2:45
May 07, 2022	UTAH VALLEY	w 9-7	9	21-23-0	9-15-0	Liss, C (W 2-1)	806	3:29
May 08, 2022	UTAH VALLEY	w 11-0	9	22-23-0	9-15-0	Cottrell, M (W 2-6)	869	2:41
May 11, 2022	at UC Riverside	w 10-3	9	23-23-0	9-15-0	Grillo, C (W 2-2)	156	3:08
* May 13, 2022	at #15 UCLA	L 0-4	9	23-24-0	9-16-0	McMillan, C (L 4-5)	722	2:38
* May 14, 2022	at #15 UCLA	L 1-10	9	23-25-0	9-17-0	Taylor, G (L 3-5)	713	3:07
* May 15, 2022	at #15 UCLA	L 7-8	9	23-26-0	9-18-0	Grillo, C (L 2-3)	784	3:33
May 17, 2022	at Portland	w 3-0	9	24-26-0	9-18-0	Hawkins, D (W 4-0)	364	2:46
* May 19, 2022	ARIZONA STATE	w 2-0	9	25-26-0	10-18-0	Taylor, G (W 4-5)	873	2:21
* May 20, 2022	ARIZONA STATE	w 10-6	9	26-26-0	11-18-0	McMillan, C (W 5-5)	1016	3:15
* May 21, 2022	ARIZONA STATE	w 10-3	9	27-26-0	12-18-0	Liss, C (W 3-1)	1187	3:06

# = Peoria, Ariz.

% = Frisco College Baseball Classic (Frisco, Texas)

\* = Pac-12 Conference game

() extra inning game

Record: 27-26 Home: 13-7 Away: 10-16 Neutral: 4-3 Pac-12: 12-18

Player	avg	gp-gs	ab	r	h	2b	3b	hr	rbi	tb	slg%	bb	hp	so	gdp	ob%	sf	sh	sb-att	po	a	e	fld%	
5 Smith, Jack	.358	50-49	193	35	69	17	0	1	36	89	.461	17	6	32	5	.422	2	1	2-3	220	45	2	.993	
19 McKeon, Jacob	.348	48-44	161	33	56	15	1	7	32	94	.584	28	2	47	7	.446	2	0	1-1	154	17	2	.988	
9 Matthews, Bryce	.305	48-42	164	36	50	12	0	6	32	80	.488	15	6	44	1	.378	3	3	3-5	72	5	1	.987	
29 Van De Brake, Justin	.292	50-47	185	26	54	7	2	3	31	74	.400	11	3	27	4	.340	1	1	0-1	78	5	0	1.000	
1 Russell, Kyle	.264	52-51	193	30	51	3	2	3	23	67	.347	20	7	41	4	.355	0	1	1-4	92	103	8	.961	
23 Kolden, Kodie	.259	45-44	174	31	45	6	0	2	21	57	.328	25	5	40	3	.366	1	1	2-4	53	107	11	.936	
8 Hainline, Elijah	.228	48-45	158	26	36	7	0	1	21	46	.291	22	5	44	3	.339	1	8	2-3	36	85	5	.960	
28 Montez, Collin	.191	46-43	141	25	27	5	0	3	21	41	.291	26	11	48	2	.354	3	1	6-6	90	4	1	.989	
-----																								
37 Swarts, Nate	.273	31-16	66	12	18	2	2	4	16	36	.545	5	1	20	1	.333	0	1	4-5	41	1	1	.977	
11 Jones II, Keith	.250	19-8	36	5	9	2	0	1	4	14	.389	5	0	7	0	.341	0	1	0-0	3	0	0	1.000	
51 Anderson, Drake	.250	7-2	12	0	3	0	0	0	0	3	.250	0	0	4	0	.250	0	0	0-0	4	5	0	1.000	
26 Plante, Austin	.250	6-3	12	2	3	1	0	1	3	7	.583	2	1	5	0	.400	0	0	0-0	0	0	0	.000	
34 Meyer, Jake	.227	40-32	110	10	25	6	0	3	15	40	.364	15	0	32	3	.317	1	2	0-1	253	42	5	.983	
7 Hall, Hylan	.179	28-17	78	9	14	2	1	2	11	24	.308	3	2	19	1	.229	0	2	2-3	38	1	1	.975	
12 Stancato, Kyler	.143	22-11	49	4	7	1	0	0	5	8	.163	0	3	5	2	.189	1	0	1-1	38	1	0	1.000	
30 Cresswell, Will	.132	26-21	53	8	7	0	0	0	7	7	.132	11	7	15	3	.333	4	4	0-0	196	13	1	.995	
53 Stevens, Nate	.100	9-2	10	0	1	0	0	0	1	1	.100	2	1	4	0	.308	0	0	0-0	8	0	0	1.000	
Totals	.265	53	1795	292	475	86	8	37	279	688	.383	207	60	434	39	.357	19	26	24-37	1400	481	49	.975	
Opponents	.260	53	1780	315	462	70	6	41	282	667	.375	242	72	473	30	.368	15	20	50-69	1397	518	52	.974	

LOB - Team (416), Opp (414). DPs turned - Team (36), Opp (45). IBB - Team (3), Smith, J 1, Montez, C 1, Russell, K 1, Opp (4). Picked off - Hainline, E 2, Russell, K 1, Matthews, B 1, Smith, J 1.

**(All games Sorted by Earned run avg)**

Player	era	w-l	app	gs	cg	sho	sv	ip	h	r	er	bb	so	2b	3b	hr	b/avg	wp	hp	bksfa	sha	
44 Taylor, Grant	4.67	4-5	14	14	1	1/1	0	71.1	75	50	37	28	71	7	1	8	.267	9	7	3	3	3
21 McMillan, Cole	5.45	5-5	14	14	0	0/0	0	76.0	81	51	46	34	71	16	0	9	.272	3	10	1	2	2
17 Cottrell, McKabe	6.35	2-6	16	14	0	0/2	0	62.1	72	51	44	33	48	10	1	6	.295	5	8	0	0	3
-----																						
48 Barnum, Cooper	3.14	0-0	9	2	0	0/0	0	14.1	12	8	5	11	13	3	0	1	.231	2	1	0	1	0
22 Sierra, Will	3.38	1-0	10	0	0	0/0	0	10.2	8	5	4	10	12	1	0	0	.216	2	6	0	1	0
15 Kaelber, Caden	3.64	1-1	28	1	0	0/1	7	42.0	34	21	17	18	37	2	0	1	.230	4	9	0	1	6
24 Hawkins, Dakota	4.35	4-0	10	2	0	0/3	0	20.2	16	10	10	4	25	1	0	3	.216	1	1	0	0	0
10 Barison, Connor	4.50	3-0	13	0	0	0/0	1	16.0	12	8	8	8	22	2	1	2	.197	2	3	0	1	0
41 Grillo, Chase	4.55	2-3	30	0	0	0/1	3	31.2	33	19	16	15	50	5	0	1	.266	10	2	0	2	2
31 Liss, Cam	4.61	3-1	30	3	0	0/1	0	41.0	31	24	21	26	49	6	0	0	.215	5	5	0	1	3
54 Hoeft, Tyler	5.11	1-2	25	1	0	0/1	0	24.2	32	17	14	16	23	3	0	3	.308	5	4	0	1	1
52 Kmetko, Kolby	6.75	0-0	15	0	0	0/1	0	10.2	7	9	8	10	13	3	0	1	.179	2	4	0	0	0
3 Lee, Jack	6.92	0-1	12	1	0	0/1	0	13.0	13	11	10	14	13	2	2	2	.271	2	4	0	1	0
49 Brotherton, Duke	7.36	1-0	6	0	0	0/1	0	7.1	8	6	6	1	5	2	1	0	.286	0	2	0	0	0
6 Leonard, Owen	7.36	0-0	5	0	0	0/0	0	3.2	5	3	3	3	1	1	0	0	.333	0	0	0	0	0
57 Farland, Elias	7.65	0-2	14	0	0	0/0	0	20.0	23	17	17	6	20	6	0	4	.291	6	4	0	1	0
40 Erickson, Matt	13.50	0-0	5	1	0	0/0	0	1.1	0	5	2	5	0	0	0	0	.000	2	2	0	0	0
Totals	5.17	27-26	53	53	1	5/4	11	466.2	462	315	268	242	473	70	6	41	.260	60	72	4	15	20
Opponents	5.01	26-26	53	53	0	2/2	10	465.2	475	292	259	207	434	86	8	37	.265	51	60	3	19	26

PB - Team (13), Cresswell, W 7, Meyer, J 6, Opp (12). Pickoffs - Team (8), Meyer, J 5, Liss, C 2, McMillan, C 1, Opp (5). SBA/ATT - Meyer, J (36-46), Cresswell, W (14-20), McMillan, C (12-17), Taylor, G (7-8), Hoeft, T (5-6), Liss, C (5-6), Barnum, C (5-5), Farland, E (3-5), Cottrell, M (2-4), Lee, J (1-3), Kmetko, K (3-3), Barison, C (2-3), Hawkins, D (1-3), Grillo, C (2-3), Sierra, W (1-2), Kaelber, C (1-1).

### 2022 HITTING GAME-BY-GAME

Date	Opponent	ab	r	h	rbi	2b	3b	hr	tb	bb	ibb	sb	cs	hbp	sac	sf	gdp	k	po	a	e	lob	avg
Feb 18	at Hawaii	34	5	9	5	2	0	2	17	5	0	1	1	2	0	0	0	10	27	11	1	9	.265
Feb 19	at Hawaii	30	4	7	4	1	0	0	8	7	1	0	0	1	3	0	0	10	27	13	0	10	.250
Feb 20	at Hawaii	31	3	6	3	2	0	0	8	5	0	0	1	1	1	1	0	11	24	9	1	9	.232
Feb 21	at Hawaii	31	4	5	3	1	0	0	6	3	0	1	0	6	0	0	1	12	24	8	5	9	.214
Feb 24	vs LIU	33	10	11	10	1	2	0	16	7	0	0	1	4	0	2	1	7	27	10	0	12	.239
Feb 25	vs LIU	33	3	8	3	3	0	2	17	2	0	0	0	0	1	0	0	7	27	9	1	6	.240
Feb 25	vs LIU	33	8	10	8	3	0	0	13	7	0	0	0	1	1	1	0	7	27	7	0	11	.249
Feb 26	vs LIU	35	9	10	9	1	1	1	16	4	0	0	0	2	2	0	0	2	27	11	1	9	.254
Mar 02	at Tarleton State	36	9	9	9	1	0	0	10	6	0	1	0	1	0	0	2	8	27	4	0	7	.253
Mar 04	vs Texas A&M	37	11	12	10	2	0	0	14	5	0	1	0	3	0	0	0	11	27	3	1	10	.261
Mar 05	vs Wichita State	33	2	7	2	1	0	2	14	2	0	0	1	0	0	0	0	9	27	12	3	6	.257
Mar 06	vs Iowa	31	5	8	4	1	0	1	12	4	0	0	0	1	0	1	3	9	24	9	0	5	.257
*Mar 11	OREGON STATE	34	3	7	3	2	0	1	12	3	0	0	0	0	0	0	0	8	27	9	0	7	.253
*Mar 12	OREGON STATE	30	1	5	1	1	0	1	9	3	0	0	1	1	0	0	1	8	27	9	3	6	.247
*Mar 13	OREGON STATE	41	9	17	9	2	0	0	19	2	0	0	0	3	1	1	1	6	27	11	1	13	.261
Mar 16	BUSHNELL	36	11	14	11	7	0	3	30	4	0	3	1	1	1	0	0	7	27	10	1	7	.270
*Mar 18	at Washington	27	2	4	2	1	0	1	8	5	0	0	0	1	1	0	2	7	24	8	0	5	.264
*Mar 19	at Washington	29	2	2	2	0	0	1	5	3	0	0	0	1	0	0	0	9	24	8	2	4	.254
*Mar 20	at Washington	31	3	4	3	2	0	0	6	4	0	0	0	2	0	0	1	14	24	15	4	7	.248
Mar 23	at Santa Clara	34	2	6	2	1	0	0	7	3	0	0	0	0	0	0	0	13	24	8	1	8	.244
*Mar 25	at Stanford	43	7	7	7	3	0	1	13	7	1	1	0	2	3	0	0	13	35	11	2	12	.239
*Mar 26	at Stanford	33	1	6	1	0	0	0	6	3	0	0	0	0	0	0	0	14	24	12	1	8	.237
*Mar 27	at Stanford	30	3	5	2	1	0	0	6	2	0	0	1	1	1	0	0	8	24	7	5	4	.234
Mar 29	at BYU	32	3	7	2	2	0	0	9	2	0	0	0	1	0	1	2	9	24	9	1	6	.233
*Apr 01	UTAH	41	9	15	9	2	0	0	17	1	0	0	0	1	0	2	0	9	27	13	0	9	.240
*Apr 02	UTAH	34	3	9	3	1	0	2	16	2	0	0	0	0	1	0	1	4	27	7	1	7	.241
*Apr 03	UTAH	32	5	7	4	1	0	0	8	3	0	0	0	0	0	0	1	3	27	13	1	5	.240
Apr 05	at Gonzaga	30	0	4	0	1	0	0	5	6	0	1	0	0	1	0	0	7	24	4	1	10	.237
*Apr 08	at Arizona	40	11	14	11	3	0	0	17	5	0	0	0	3	0	1	0	9	27	9	0	11	.241
*Apr 09	at Arizona	34	6	10	5	0	0	0	10	6	0	0	0	1	2	1	2	8	27	5	1	11	.243
*Apr 10	at Arizona	35	2	8	2	0	0	0	8	1	0	0	0	1	0	0	1	3	24	8	0	8	.243
*Apr 15	CALIFORNIA	33	4	11	4	1	1	1	17	0	0	0	1	0	0	0	0	8	27	12	0	5	.245
*Apr 15	CALIFORNIA	33	4	6	4	0	0	1	9	6	0	1	0	0	0	0	1	10	27	7	1	8	.243
*Apr 16	CALIFORNIA	34	4	9	4	3	0	0	12	2	0	0	0	0	0	0	2	8	27	8	2	5	.244
Apr 20	at Seattle U	35	11	14	11	1	1	0	17	8	0	1	0	3	1	2	0	4	27	11	0	11	.249
*Apr 22	at Oregon	39	7	11	7	2	0	3	22	4	0	0	0	0	0	0	2	9	28	9	1	6	.250
*Apr 23	at Oregon	40	10	14	10	2	0	4	28	3	0	1	1	1	0	0	0	10	27	17	0	7	.253
*Apr 24	at Oregon	41	8	12	8	2	0	1	17	4	0	0	0	1	0	1	0	9	30	13	0	9	.254
Apr 26	GONZAGA	35	6	11	6	2	0	0	13	5	1	2	0	1	0	1	0	10	27	9	1	12	.256
*Apr 29	USC	33	1	10	1	2	0	0	12	4	0	0	1	0	0	0	2	8	27	10	1	9	.257
*Apr 30	USC	33	4	10	3	1	0	0	11	3	0	0	0	1	2	0	1	9	27	6	0	11	.258
*May 01	USC	32	5	8	5	1	0	0	9	5	0	0	0	1	0	0	1	7	27	12	0	9	.258
May 06	UTAH VALLEY	29	9	9	6	2	0	1	14	5	0	2	0	1	0	2	0	6	27	5	0	4	.259
May 07	UTAH VALLEY	35	9	12	8	1	0	1	16	6	0	1	0	1	0	0	1	7	27	9	2	9	.261
May 08	UTAH VALLEY	35	11	16	11	2	1	2	26	4	0	3	0	1	0	1	2	6	27	5	0	6	.265
May 11	at UC Riverside	34	10	9	10	5	0	1	17	6	0	1	0	1	1	0	2	4	27	11	0	5	.265
*May 13	at UCLA	29	0	1	0	0	0	0	1	0	0	0	0	0	0	0	0	15	24	13	0	2	.261
*May 14	at UCLA	33	1	7	1	3	0	0	10	4	0	0	0	0	0	0	1	6	24	6	1	9	.260
*May 15	at UCLA	32	7	8	6	1	0	1	12	3	0	0	0	3	1	0	2	4	26	8	1	5	.260
May 17	at Portland	36	3	10	3	3	1	1	18	1	0	1	3	0	0	0	0	9	27	5	0	7	.260
*May 19	ARIZONA STATE	30	2	8	2	1	0	0	9	3	0	1	0	0	0	0	2	6	27	4	0	7	.260
*May 20	ARIZONA STATE	36	10	14	10	1	1	1	20	3	0	0	0	1	1	1	1	8	27	6	0	8	.263
*May 21	ARIZONA STATE	35	10	12	10	1	0	1	16	6	0	1	0	3	1	0	0	9	27	13	1	11	.265
Totals		1795	292	475	279	86	8	37	688	207	3	24	13	60	26	19	39	434	1400	481	49	416	.265

Date	Opponent	ip	h	r	er	bb	so	2b	3b	hr	wp	bk	hbp	dp	ibb	score	w-l	sv	era
Feb 18	at Hawaii	9.0	8	4	4	11	6	0	0	0	4	0	0	1	0	5-4	1-0	1	4.00
Feb 19	at Hawaii	9.0	3	2	1	3	9	1	0	0	3	1	4	0	0	4-2	2-0	2	2.50
Feb 20	at Hawaii	8.0	9	6	5	5	8	0	0	1	0	0	4	0	0	3-6	2-1	2	3.46
Feb 21	at Hawaii	8.0	4	7	4	7	12	0	0	0	1	0	4	1	1	4-7	2-2	2	3.71
Feb 24	vs LIU	9.0	4	0	0	3	9	0	0	0	0	0	0	2	0	10-0	3-2	2	2.93
Feb 25	vs LIU	9.0	13	8	8	7	10	7	0	0	1	0	0	2	0	3-8	3-3	2	3.81
Feb 25	vs LIU	9.0	2	0	0	1	12	0	0	0	0	0	0	1	0	8-0	4-3	2	3.25
Feb 26	vs LIU	9.0	6	2	1	2	13	2	0	0	1	0	0	0	0	9-2	5-3	2	2.96
Mar 02	at Tarleton State	9.0	8	8	8	4	16	1	0	3	0	0	2	0	0	9-8	6-3	3	3.53
Mar 04	vs Texas A&M	9.0	8	6	4	5	14	0	0	0	5	0	1	0	0	11-6	7-3	3	3.58
Mar 05	vs Wichita State	9.0	8	8	6	6	11	1	0	0	2	0	3	1	0	2-8	7-4	3	3.80
Mar 06	vs Iowa	8.0	8	6	6	6	11	2	0	1	1	0	2	0	0	5-6	7-5	3	4.03
*Mar 11	OREGON STATE	9.0	13	13	12	7	10	2	0	4	3	0	2	0	0	3-13	7-6	3	4.66
*Mar 12	OREGON STATE	9.0	6	5	3	3	9	1	0	2	0	1	1	0	0	1-5	7-7	3	4.54
*Mar 13	OREGON STATE	9.0	8	8	7	11	6	3	0	0	3	0	2	2	0	9-8	8-7	3	4.70
Mar 16	BUSHNELL	9.0	3	4	4	3	10	0	0	0	2	0	5	0	0	11-4	9-7	3	4.66
*Mar 18	at Washington	8.0	10	3	3	1	8	2	0	1	1	0	3	0	0	2-3	9-8	3	4.59
*Mar 19	at Washington	8.0	13	8	6	5	11	2	0	1	0	0	1	0	0	2-8	9-9	3	4.70
*Mar 20	at Washington	8.0	13	14	10	6	7	2	1	2	4	0	2	0	0	3-14	9-10	3	5.02
Mar 23	at Santa Clara	8.0	11	9	8	6	10	1	0	1	1	0	2	0	0	2-9	9-11	3	5.20
*Mar 25	at Stanford	11.2	10	8	5	11	13	0	1	0	6	1	1	1	1	7-8	9-12	3	5.12
*Mar 26	at Stanford	8.0	9	7	7	2	7	0	0	3	0	0	0	0	0	1-7	9-13	3	5.23
*Mar 27	at Stanford	8.0	11	8	8	3	7	3	0	1	3	0	1	1	0	3-8	9-14	3	5.38
Mar 29	at BYU	8.0	7	9	5	7	8	2	0	0	1	0	1	0	0	3-9	9-15	3	5.39
*Apr 01	UTAH	9.0	14	10	10	3	7	3	0	3	0	0	3	1	0	9-10	9-16	3	5.58
*Apr 02	UTAH	9.0	16	10	9	4	8	5	0	1	1	0	0	0	0	3-10	9-17	3	5.72
*Apr 03	UTAH	9.0	8	4	3	5	3	2	0	0	0	0	1	1	0	5-4	10-17	3	5.61
Apr 05	at Gonzaga	8.0	9	12	10	7	12	0	1	2	2	0	3	0	0	0-12	10-18	3	5.80
*Apr 08	at Arizona	9.0	7	5	5	4	4	2	0	1	0	0	3	1	0	11-5	11-18	3	5.77
*Apr 09	at Arizona	9.0	9	5	0	1	9	0	0	0	0	0	0	0	0	6-5	12-18	3	5.57
*Apr 10	at Arizona	8.0	9	5	5	4	9	1	0	1	1	0	0	1	0	2-5	12-19	3	5.57
*Apr 15	CALIFORNIA	9.0	3	1	1	6	11	0	0	0	1	0	1	1	0	4-1	13-19	4	5.43
*Apr 15	CALIFORNIA	9.0	10	16	16	13	7	2	2	1	1	0	1	1	0	4-16	13-20	4	5.76
*Apr 16	CALIFORNIA	9.0	12	7	6	6	7	4	0	0	1	0	0	1	0	4-7	13-21	4	5.76
Apr 20	at Seattle U	9.0	11	6	6	2	6	0	0	1	1	0	1	3	0	11-6	14-21	5	5.77
*Apr 22	at Oregon	9.1	18	8	8	2	14	2	0	0	1	0	2	0	0	7-8	14-22	5	5.83
*Apr 23	at Oregon	9.0	10	8	8	4	5	2	0	1	1	0	3	1	0	10-8	15-22	6	5.89
*Apr 24	at Oregon	10.0	8	7	7	5	6	1	1	0	2	0	3	1	0	8-7	16-22	7	5.90
Apr 26	GONZAGA	9.0	10	5	3	4	12	1	0	1	0	0	1	0	0	6-5	17-22	7	5.83
*Apr 29	USC	9.0	12	4	3	2	6	2	0	0	1	0	0	1	0	1-4	17-23	7	5.75
*Apr 30	USC	9.0	6	2	2	3	9	0	0	1	0	1	1	0	0	4-2	18-23	8	5.66
*May 01	USC	9.0	9	3	3	4	7	1	0	1	0	0	2	1	0	5-3	19-23	8	5.59
May 06	UTAH VALLEY	9.0	7	3	3	3	13	1	0	1	1	0	0	0	0	9-3	20-23	8	5.53
May 07	UTAH VALLEY	9.0	8	7	5	2	9	1	0	2	1	0	0	2	0	9-7	21-23	9	5.52
May 08	UTAH VALLEY	9.0	3	0	0	2	12	0	0	0	0	0	0	1	0	11-0	22-23	9	5.40
May 11	at UC Riverside	9.0	8	3	3	5	6	1	0	0	1	0	1	2	0	10-3	23-23	9	5.34
*May 13	at UCLA	8.0	6	4	4	5	3	2	0	0	0	0	0	1	0	0-4	23-24	9	5.33
*May 14	at UCLA	8.0	14	10	8	5	4	2	0	1	1	0	4	0	0	1-10	23-25	9	5.40
*May 15	at UCLA	8.2	13	8	8	6	8	1	0	1	0	0	0	0	2	7-8	23-26	9	5.45
May 17	at Portland	9.0	2	0	0	1	14	0	0	0	0	0	1	1	0	3-0	24-26	10	5.34
*May 19	ARIZONA STATE	9.0	2	0	0	2	7	0	0	0	0	0	0	1	0	2-0	25-26	10	5.24
*May 20	ARIZONA STATE	9.0	13	6	6	3	10	1	0	1	0	0	0	1	0	10-6	26-26	11	5.25
*May 21	ARIZONA STATE	9.0	10	3	1	4	8	1	0	1	1	0	0	1	0	10-3	27-26	11	5.17
Totals		466.2	462	315	268	242	473	70	6	41	60	4	72	36	4	292-315	27-26	11	5.17

Score by innings	1	2	3	4	5	6	7	8	9	EX	Total
Washington State	21	44	29	47	28	40	29	31	22	1	292
Opponents	56	45	28	31	33	46	27	25	22	2	315

**Record when ...**

Overall	27-26	After 6 leading	21-3
Conference	12-18	..... trailing	4-22
Non-Conference	15-8	..... tied	2-1
Home games	13-7	After 7 leading	20-2
Away games	10-16	..... trailing	4-23
Neutral site	4-3	..... tied	3-1
Day games	16-18	After 8 leading	22-2
Night games	11-8	..... trailing	4-23
vs Left starter	4-8	..... tied	1-1
vs Right starter	23-18		
1-Run games	7-6	Hit 0 home runs	14-14
2-Run games	6-0	... 1 home run	9-8
5+Run games	11-13	... 2+ home runs	4-4
Extra innings	1-2		
Shutouts	5-2	Opponent 0 home runs	16-9
		..... 1 home run	9-11
Scoring 0-2 runs	1-11	..... 2+ HRs	2-6
..... 3-5 runs	7-11		
..... 6-9 runs	9-4	Made 0 errors	17-6
..... 10+ runs	10-0	... 1 error	9-12
		... 2+ errors	1-8
Opponent 0-2 runs	9-0		
..... 3-5 runs	10-5	Opp. made 0 errors	9-13
..... 6-9 runs	8-14	..... 1 error	9-10
..... 10+ runs	0-7	..... 2+ errors	9-3
Scored in 1st inning	10-5	Out-hit opponent	25-2
Opp. scored in 1st	10-12	Out-hit by opponent	2-22
Scores first	16-8	Hits are tied	0-2
Opp. scores first	11-18		

**Record when team scores:**

Runs	0	1	2	3	4	5	6	7	8	9	10+
W-L	0-2	0-4	1-5	1-7	3-3	3-1	2-0	0-3	2-0	5-1	10-0

**Record when opponent scores:**

Runs	0	1	2	3	4	5	6	7	8	9	10+
W-L	5-0	1-0	3-0	4-1	3-2	3-2	3-2	2-3	3-7	0-2	0-7

**Record when leading after:**

Inn.	1	2	3	4	5	6	7	8
W-L	6-3	12-6	14-8	16-7	21-4	21-3	20-2	22-2

**Record when trailing after:**

Inn.	1	2	3	4	5	6	7	8
W-L	10-11	10-17	11-18	8-19	6-21	4-22	4-23	4-23

**Record when tied after:**

Inn.	1	2	3	4	5	6	7	8
W-L	11-12	5-3	2-0	3-0	0-1	2-1	3-1	1-1

Current winning streak: 4  
 Longest winning streak: 6  
 Longest losing streak: 10

Home attendance : 21889 ( 20 dates avg = 1094 )  
 Away attendance : 39288 ( 33 dates avg = 1190 )  
 Total attendance: 61177 ( 53 dates avg = 1154 )





Listed below are the 25 former baseball players/coaches who have been inducted into the Washington State Athletics Hall of Fame.

#### RICK AUSTIN (2012)

Rick Gerald Austin was born Oct. 27, 1946 in Seattle. He attended Lakes High School in Tacoma, Wash., where he competed in baseball, football and track. In 1968, he led the nation with 12 wins and tied a then-Washington State single-season record. His 1.10 ERA in 1968 is third all-time at WSU and his 1.33 mark in 1967 ranks fifth. He was a Pac-8 All-Star, a NCAA District First Team selection and a Second Team All-American in 1968. He was a first round pick of the Cleveland Indians in the June Secondary Phase of the MLB Draft in 1968. Austin spent part of four seasons in MLB, two with the Indians and two with the Milwaukee Brewers. He appeared in 89 games, including eight starts, winning four and saving six.

#### BUCK BAILEY (1978)

A WSU sports institution for 35 years, Buck came to the university as assistant football coach and became a legend as its colorful - and winning - head baseball coach. Played football and baseball at Texas A & M and Bethany College in West Virginia and was Captain of West team in the first East-West Shrine game in 1925. At WSU, Bailey's baseball teams won 11 Northern Division pennants and were second 10 times. The 1950 team was runnerup for the NCAA title and Bailey's Cougars were seventh nationally in 1956. Athlete-Coach of "Bailey's Angels," barnstorming basketball team made up of WSU sports greats which toured the Northwest and entertained thousands. Died in 1964.

#### CHUCK "BOBO" BRAYTON (1982)

Chuck "Bobo" Brayton, one of the winningest collegiate baseball coaches in NCAA history, and one of the most innovative and imaginative leaders in the college game. A three-sport letterman at WSU and an All-American at shortstop for the Cougars in 1947, Brayton played on two Championship baseball teams at WSU and, beginning in 1965, coached the Cougars to an unprecedented 13 straight Northern Division pennants...retired after the 1994 season the winningest coach in WSU history and the fourth winningest NCAA Div. I baseball coach at the time of retirement...final record 1,162-523-8 (68.9%)...WSU baseball field, Bailey-Brayton Stadium, named after Brayton and his mentor Buck Bailey...baseball uniform number retired May, 2003.

#### GORDON BRUNSWICK (2012)

A three-sport athlete at Washington State, Gordon Brunswick earned a total of six letters with the Cougars, one in basketball under head coach Jack Friel (1949-50), two in football for coach Phil Sarboe (1947-48), and three in the sport he's most known for, baseball, under coach Buck Bailey (1948-50). A native of Tacoma, Wash., Brunswick was an all-conference first baseman in 1948 and an all-conference outfielder in 1950. In his three seasons he hit .329 in 41 conference games, having his best season as a sophomore when he hit .462 in 11 league games. As a senior in 1950 the Cougars finished first in the PCC Northern Division with a 12-2 league mark and swept Stanford to advance to the first College World Series held at Omaha, Neb. The Cougars fell to Texas in the championship game, finishing as national runner-up with a 32-6 overall mark. Following the 1950 season Brunswick turned pro, spending five seasons in the minor leagues, including a short stint with AAA Seattle. In his final season, 1954, he signed with the New York Yankees and played for Modesto, San Francisco and the Tri-Cities.

#### RON CEY (1982)

Ron Cey, the famous "Penguin" of the Los Angeles Dodgers, began his climb to the Major Leagues as a third baseman for Washington State in 1967-68. Cey has played more games at third base for the Dodgers than any other Athlete in the club's history and has set Major League records for runs batted in and home runs. He also tied a National League record for fewest errors by a third baseman and was named to the NL All-Star team six times in his first eight years with the Dodgers.

**MARV CHAMBERLAIN (2016)**

Marv Chamberlain grew up dreaming of playing baseball at Washington State and fulfilled his dream, producing a record-setting career for the Cougars. The Longview, Wash. native remembers following WSU's 1965 College World Series run where they finished third, but Chamberlain, a high school catcher at the time, made up his mind he was going to play for head coach Bobo Brayton and the Cougs. As a sophomore in 1972, Chamberlain led the Pac-8 Conference in hitting at a .415 clip followed with a junior campaign that saw him hit .345 in conference play and finish the year with a team-best 45 RBI. He capped his career in record-setting fashion, setting or tying 10 school records as a senior in 1974 while leading Washington State to a share of the Pac-8 Northern Division title. The utility man turned first baseman earned ABCA First-Team All-America, All-District and First-Team All-Pac-8 Conference honors after hitting .383 with 16 home runs along with school records for RBI (73) and total bases (127). He also became the first Cougar in program history to reach double-digits in both home runs and stolen bases (15) in the same season. Chamberlain left Washington State the all-time leader in games played (159), at-bats (494), hits (166), runs-batted-in (156), grand slams (3) and tied the record in doubles with 27. He was later selected in the eighth round of the 1974 Major League Baseball Draft by the Montreal Expos before receiving his bachelor's degree in pharmacy.

**CLIFF CHAMBERS (1984)**

The highlight of an outstanding professional baseball career for Cliff Chambers was a 3-0 no-hit May 9, 1951, as Pittsburgh beat Boston in the second game of a double-header. His pro career included stops in Chicago, Pittsburgh and St. Louis, compiling a 48-53 record, 4.29 ERA in six seasons. His best seasons were 13-7 with Pittsburgh in '49, and a combined 14-12 in 1951 with Pittsburgh and St. Louis (11-6 that year after being traded to St. Louis). He posted an 11-5 career mark at WSU in 1941-42, completing 12 of 18 starts, including nine of 10 in 1942. He posted three shutouts. At the plate, Chambers hit .354 overall and .444 in league play in 1944. He also spent two outstanding years in the minor leagues, including a 28-8 record for Los Angeles in 1947 when he won the strikeout title and was a two-time Pacific Coast League All-Star pick.

**GENE CONLEY (1979)**

Gene Conley is one of a few persons in sports history to play on two world championship teams - in different sports. Conley spent two years on the Washington State University campus and played on championship basketball and baseball teams. He later played on the Boston Celtics' world championship teams of 1959, 1960 and 1961, and was a pitcher on the Milwaukee Braves team that won the World Series in 1957. At WSU, Conley played center on Coach Jack Friel's championship basketball team of 1950, and he pitched for Coach Buck Bailey's 1950 Cougar team that won the Northern Division and District Eight and finished second in the College World Series.

**PETE DUNCAN (2012)**

Born Sept. 7, 1948 in Victoria, British Columbia, Peter James Duncan became the first Canadian named to the NCAA All-American team when he was selected as a third baseman in 1970. That season, he led the Pac-8 with a .423 batting average in conference games and a .379 mark overall while tying a then-WSU record for hits with 58. Duncan was named Pac-8 and NCAA District 8 First Team in 1970. The Cougars won the Pac-8 in 1970, and Duncan was honored as the team's Most Inspirational Player. He made seven relief appearances in his Cougar career and, after spending one season at third base in the Kansas City Royals' organization, he was converted to a full-time pitcher. He spent four seasons in the minor leagues as a hurler where he was 28-18 with a 2.54 ERA in 407 innings.

**WILLIAM FALLER (2012)**

William "Butch" Don Faller was born April 14, 1925 in Mount Vernon, Wash. He played second base for Washington State in 1947 and batted .262 in 13 conference games. In 1948, he moved to shortstop, appeared in 11 conference games and batted .211 (other Cougar statistics are unavailable). Faller played two years (1948-49) in the Philadelphia Phillies' organization where he batted .288 and .287, respectively for Klamath Falls (Ore.). He spent several years teaching and coaching high school in Washington. He was hired in 1961 as the Yakima Valley College (now Yakima Valley Community College) as the head football and baseball coach. In baseball, he replaced Bobo Brayton. His baseball teams won 664 games, 11 conference titles and 18 league and regional championships. The NWAACC championship trophy is named in his honor.

**DALE FORD (1983)**

Known as "The Whale", Ford is one of WSU's greatest all-around athletes, but baseball was where he excelled. He played in the early and mid-1960's, graduating in 1966. Ford won eight varsity letters in three sports during an era when freshmen couldn't play varsity sports. Dale was a quarterback for two years, won three basketball letters, and was an NCAA record-setting home run hitter in baseball for three years. In 1966 he set an NCAA mark with 17 home runs and at one time held WSU records for home runs in a season, career batting average (.365) and season slugging percentage (.857). He played with the Cub and Angel organizations before knee injuries ended his career. Ford is now a business executive in the Seattle area.

**DAN FRISELLA (2012)**

Born March 4, 1946 in San Francisco, Daniel Vincent Frisella was a 1963 graduate of Serra High School in San Mateo, Calif. After attending the College of San Mateo, Frisella transferred to Washington State where he was a key member of the Cougar pitching staff in 1965 and 1966. His 0.743 WHIP in 1965 is second-best in school history and his 108 strikeouts in 1966 are a Washington State record for the wood bat era. Frisella recorded five shutouts in his Cougar career, one shy of the Washington State record. He was part of the 1965 team that won the Pac-8 Northern Division and NCAA District 8 titles on its way to the College World Series. He was 17-1 in his Cougar career and helped Washington State win the 1966 Pac-8 Northern Division crown. A third round selection by the New York Mets in the June Secondary Phase of the 1966 MLB Draft, Frisella was with the Mets by 1967. He played for the Mets from 1967-72, then spent the next four seasons pitching for four-different big league clubs. He made 351 appearances in MLB, won 34 games and registered 57 saves.

**SCOTT HATTEBERG (2015)**

Scott Hatteberg spent three seasons (1989-91) in a Cougar uniform before embarking on an 18-year professional career. An All-State baseball player out of Yakima, Wash., it didn't take long for Hatteberg to make an impact for the Cougars. As a sophomore in 1990 he led the team in hitting (.381), along with hits (88), total bases (145), slugging (.628) and tied a conference record with 29 doubles. He earned first-team All-Pac-10 North honors and was the Region VII Selection Hitter award recipient as Washington State's everyday catcher, where he formed the battery with another WSU Hall of Famer, Aaron Sele. The summer before his junior season he was selected for Team USA and toured Europe with a Pac-10 All-Star team, where he hit a team-best .467. His junior season he hit .365 with 21 doubles, tied for fifth on WSU's single-season list and captured Pac-10 North MVP honors, first-team All-Pac-10 accolades for the second-straight season, and was named to the ABCA All-District second team. He was selected No. 43 overall by the Boston Red Sox in the 1992 MLB Draft. He spent 14 seasons in the major leagues, seven with Boston, four with Oakland and three with Cincinnati, retiring in 2008 with career totals of 1,153 hits, 249 runs, 249 doubles, 106 home runs and 527 RBI. He was one of the featured players in the hit movie, Moneyball.

**MARK HENDRICKSON (2016)**

One of Washington State's most versatile athletes coming out of Mount Vernon, Wash., Mark Hendrickson played both basketball and baseball for the Cougars in his four-year athletics career (1992-96). On the basketball court, the 6-foot-9 forward made an immediate impact as a freshman during the 1992-93 season, averaging 12.6 points and 8.0 rebounds as he was named to the five-member Pac-10 All-Freshmen Team. Despite his strong start, Hendrickson saved his best for last, as he was a Pac-10 All-Conference First Team pick his junior and senior years. He finished his career as the Pac-10 active leader in double-doubles with 43 in 108 games and became the first Cougar to lead his team in rebounding all four seasons. Hendrickson concluded his basketball career in 1996, holding the school record in career field goal percentage (.567), while ranking second for career rebounds (927) and third for points (1,496). Hendrickson made eight appearances on the mound for the Cougar baseball team during his junior year (1995). Following graduation Hendrickson was the 31st overall pick in the 1996 Draft by the Philadelphia 76ers. After four years in the NBA with four different teams (Philadelphia, Sacramento, New Jersey and Cleveland), he moved on to baseball, where he had been a four-time MLB Draft pick. He spent 10 years in the major leagues, playing with Toronto, Tampa Bay, Los Angeles (Dodgers), Florida and Baltimore, collecting 58 wins and 666 strikeouts before retiring in 2015. Hendrickson is one of 12 athletes all-time to play both in the NBA and MLB, and the only one to play at least four seasons in each league.

**MIKE KINKADE (2017)**

One of the finest baseball players ever to pass through Washington State, Mike Kinkade left an indelible mark on the history of Cougar baseball during his time. Recruited by and playing his first three seasons under the legendary Bobo Brayton, Kinkade set WSU records for career hits (304), runs (230) and doubles (75) during his career. Starting 224 of 228 games, he also finished second on WSU's all-time lists for games played (228), RBI (197) and at-bats (844), third in triples (12) and walks (125), fifth in batting average (.360) and eighth in home runs (25). For the three-time team captain, his junior season was arguably his finest as he earned All-America second-team honors by National Collegiate Baseball Writers and third-team honors by both Collegiate Baseball and Baseball America after hitting a career-best .388, with 90 hits, a school and Pac-10 North-record 31 doubles, nine home runs and 61 RBI. He was a three-time All-Pac-10 Northern Division First-Team selection, twice as a DH (1993, 1994) and as a catcher (1995), before being drafted in the ninth round of the 1995 MLB June Amateur Draft. Kinkade played six major league seasons, parts of three with the New York Mets, two with the Los Angeles Dodgers and two with the Baltimore Orioles, finishing with a career batting average of .256 with 100 hits, 20 doubles and 10 home runs. He also earned a Gold Medal as a member of the U.S. Olympic Team at the 2000 Sydney Games. Kinkade owns and manages a fitness business in Pullman.

**ROBERT McGUIRE (2012)**

Robert Charles McGuire was born Dec. 2, 1927. He attended Lincoln High School in Tacoma, Wash. McGuire was a three-time all-conference selection as an outfielder. He was selected to the 1950 NCAA All-District team while leading Washington State to a national runner-up finish. While overall statistics are not available for McGuire's time at Washington State, he batted .304, .377 and .364 for a career average of .353 in conference play. McGuire played four seasons in Minor League Baseball where he batted .265. He also played halfback for the Cougar football team (1947-49) and was inducted into the Tacoma-Pierce Sports Hall of Fame in 1971.

**JOE McINTOSH (1987)**

Few pitchers ever achieve the success Joe McIntosh enjoyed during a brilliant Cougar career, either on the field, or in the classroom. The Billings, Montana native came out of Billings High in 1969 known as an infielder, but Cougar coach Bobo Brayton saw the makings of a great pitcher his first year on campus and quickly sent him to the mound. In the next three years McIntosh established nine career records and six Pacific-8 Conference marks, plus a host of other records. In addition, the pre-med major was picked to the CoSIDA Academic All-America first team three straight years. He received his Master of Law (L.L.M.) degree in tax from New York University in 1981 and is now a lawyer in Seattle. The 6-2 right hander won all 10 games as a sophomore in 1971, winning the first of three straight Buck Bailey Awards as WSU's top pitcher. He posted a 10-5 mark in 1972, then finished off his career with a 13-3 mark in 1973. He tossed back to back no-hitters that season six days apart, beating Whitworth 8-0 and then Puget Sound 6-0. McIntosh was a member of the USA team that competed in the World Amateur Tournament in the fall of 1972, striking out 21 in 21.1 innings. He shut out Germany, Brazil and El Salvador for a 3-0 mark. Drafted in the 13th round by San Diego, McIntosh's pro career was cut short by an arm injury after being traded to Houston in 1975.

**ART McLARNEY (1982)**

Art McLarney starred in basketball and baseball for the Cougars in the 1930-32 era, was WSU's first All-American in baseball (1932) and signed a professional baseball contract with the New York Giants after his senior season at WSU. Three-year Northern Division selection and All-Pacific Coast choice in 1930 in basketball. McLarney was a student leader as well as an outstanding athlete and served as Student Body President in 1932. Later was a successful high school and collegiate basketball and baseball coach.

**JAY MILLER (2015)**

Jay Miller was a four-year letterwinner for the Cougar baseball team from 2002-06, ending his career as Washington State's all-time hits leader. Miller, from Bellevue, Wash., made an immediate impact, leading WSU in batting average (.341), hits (72) and doubles (21) en route to All-Pacific-10 Conference honorable mention honors. Miller continued his assault on the Cougar record book, leading the team in batting average and hits three of his four seasons. He saved his best for last, earning third-team All-America and third-team Pac-10 honors as a senior. That season he batted .361, sixth in the Pac-10, and led the conference in hits (88) and doubles (28), the latter total second in the NCAA. He finished his career as WSU's career hits leader with 307. That total placed him ninth all-time in the Pac-10, while his 74 career doubles were second all-time at WSU and the fifth-most in Pac-10 history. Miller was also tied for third all-time in games played (227), fifth in walks (107), sixth in runs scored (161) and tied for ninth in RBIs (147). Taken in the 17th round by the Philadelphia Phillies, Miller played three seasons in the organization, totaling 197 hits and 29 doubles.

**WILLIAM "BILL" NOLLAN (1982)**

William "Bill" Nollan won fame in Northwest athletics as both Athlete and coach. Lettered in basketball, baseball and tennis at WSU and pitched on two Championship baseball teams for the Cougars. Coached at Pasco, Hoquiam and Lincoln (Seattle) High Schools. Nollan's teams at Lincoln, his alma mater, won 22 city titles in football, basketball, track and baseball in 27 years. He was "Mr. Cougar" in Seattle and western Washington for many years.

**JOHN G. OLERUD (2001)**

The only Cougar baseball Athlete ever to be named College Athlete of the Year. The outstanding first baseman and pitcher spent three seasons with the Cougars before turning professional with the Toronto Blue Jays, then the New York Mets and now a star for the Seattle Mariners. Olerud is the only pitcher in NCAA history to win 15 games - he was 15-0 in 1988, and also hit 20 or more home runs - he hit 23 that year. John Olerud still holds numerous WSU records, including career batting average at .434 and single season batting average at .464. Olerud was 26-4 and posted a 3.17 ERA while throwing 241.1 innings over three seasons. His sophomore season was truly magical - he set or equaled 12 school records while being named Athlete of the year by Baseball America. Included was a 22-game hitting streak and a slugging percentage of .876. During his career he set two Pac-10 records and 10 Pac-10 North marks. In January prior to his junior year at WSU, Olerud suffered a subarachnoid hemorrhage, a type of brain seizure. He missed the first 28 games of the spring season, but returned to hit .359 for WSU over the final 27 games. Weeks prior to the start of his senior season, Olerud signed a contract with Toronto and went directly to the Major Leagues. In 1993, Olerud became the first Blue Jay to win a batting title, hitting .363. That year he became just the ninth MLB Athlete since 1900 to collect 200 hits and walk 100 times. Olerud played for the New York Mets two seasons, 1997-98, then signed with Seattle. John joined his father John Sr. in the WSU Athletic Hall of Fame.

**JOHN OLERUD (1986)**

Paced WSU to third in the 1965 College World Series while returning first-team All-America status as a catcher...led WSU in hitting that year with a .341 average...he won the Coaches Cup (MVP) in 1964 and 1965 and the "Top Hitter" award in 1965...he tied a school career record with 12 home runs and completed his career ranked in the top ten in times at bat, triples, home runs and runs-batted-in...earned Phi Beta Kappa honors in Zoology and pre-med...spent seven years in the California Angels organization following 1965 draft...Washington medical school graduate...currently associate professor of medicine (dermatology) and orthopedics (sports medicine) at University of Washington hospital...born 11-26-43 at Fargo, North Dakota...attended Federal Way (Wash.) High.

**TED ROHWER (1989)**

Ted Rohwer ranks as one of Washington State's greatest all-around athletes, excelling in football, basketball and baseball. A graduate of Spokane's North Central High, he played for three of the greatest coaches in Cougar history, Babe Hollingbery's first three gridiron teams, Jack Friel's first basketball team in 1929, and as a shortstop and first baseman on Buck Bailey's first three baseball teams. During his football career, the Cougars went 17-7-2, including a 6-1 season in 1926 and a 7-3 finish in 1928. The former sophomore class president at WSU started his basketball career in 1927 for Karl Schlademan. Rohwer was among the top scorers for the Cougars each of three seasons. On the diamond, Rohwer started his career playing for Hack Applequist. A year later, in 1927, Bailey took over the program. During his four varsity seasons as one of WSU's top home run hitters, the Cougars were 60-27. He later turned down pro offers from the Buffalo Bisons (football) and the St. Louis Cardinals (baseball). After coaching stints at Longview High and Portland's Grant and Lincoln Highs and working in private business, Rohwer entered Pacific University's optometry school, graduating in 1955. He then practiced optometry in Seattle (1955-65) and Spokane until his retirement in 1976. He died at age 71 in 1978.

**AARON SELE (2013)**

Aaron Sele put together one of the most distinguished careers in Cougar baseball history during his three years (1989-91) on the Palouse. In 1990 he received numerous national honors, including All-America honors from the American Baseball Coaches Association (first team) and Baseball America (third team) after posting a 12-3 record, 2.22 ERA with 121 strikeouts in 121 2/3 innings pitched. The following summer he was a member of Team USA, where he led the team in starts, innings pitched and strikeouts, going 5-2. That included a three-hit shutout win over Cuba, the first time Cuba had been shut out in international competition. A two-time all-conference and all-district selection in his career, Sele left school as the career record holder for strikeouts and owned the top-two marks on the WSU single-season list. His name appeared on a Cougar top 10 list for single season or career in more than a dozen places when the Boston Red Sox made him a first round pick, No. 23 overall, in the 1991 MLB Draft. Sele recorded 148 wins over 15 big league seasons, playing for six teams.

**RICHARD STILES (2015)**

Richard Stiles' impact on Cougar baseball is the stuff movies are made of. Arriving from Yakima, Stiles played for legendary coach Buck Bailey from 1947-49, leading Washington State College to within one game of the College World Series in 1949. That season Stiles posted a 12-1 record, including 10 complete games, as the Cougars won a school-record 33 games. He was named to the AABC All-District 8 and All-Northern Division first teams. Over his final two seasons he set a conference record by winning nine consecutive conference games and finished his career with a 17-2 record. The only person from Washington or Oregon in 1949 accepted to the Northwestern Medical School in Chicago, he deferred his final season at WSC. After one season playing for the St. Louis Browns farm system in 1950, where he had an 11-5 record, Stiles obtained his medical degree and became a family doctor, returning to his hometown to enjoy a lengthy practice. During that time, a young coach at Yakima Valley College, Bobo Brayton, was struck on the head while pitching batting practice. Stiles was one of the physicians who operated on Bobo, saving the Cougar icon's life. Just like in the movies, Stiles found his field of dreams in both Pullman and Yakima.

**BOB WAITS (2015)**

Bob Waits was a two-sport athlete for the Cougars from 1969-71, playing both baseball and basketball and produced one of the most decorated baseball careers in Washington State history. Waits, known for a letter he wrote to Bobo Brayton in high school stating how he would play two sports in college and steal 50 bases, lettered three times in both baseball and basketball during his record-setting career. Waits played his first two seasons in the outfield before moving to second base for his final season, where he enjoyed a breakout season as a senior, earning first-team All-America honors after setting an NCAA record with 59 stolen bases while also posting a .358 batting average. He finished his career with a .304 batting average and a school-record 94 stolen bases. On the basketball court Waits played for coach Marv Harshman. Following his graduation, Waits coached baseball at Olympia High School before he returned to WSU to coach the Cougar JV team and earn his master's degree in 1975. He later served as an assistant coach under legendary head coach Bobo Brayton in 1977 before entering private business. After a successful stint as a high school baseball coach in the Tri-Cities area, Waits passed away at the age of 35 after a battle with cancer.



# 1950

The Cougars roared to a 14-2 start and cruised to a 27-4 mark in the regular season, including a 12-2 record and first-place finish in the Pacific Coast Conference Northern Division. WSC swept a pair of games in Pullman against Stanford to capture the PCC crown and traveled to Omaha, Neb., for the first College World Series at the site. After defeating Tufts in the opener, future Major League pitcher Gene Conley and Rod Keough pitched back-to-back complete game victories over Alabama and Rutgers, respectively. WSC was routed by Texas and the Longhorns defeated Rutgers to set up a winner-take-all game with the Cougars. Despite three hits by shortstop Eddie Coleman, the Cougars were blanked 3-0 and finished national runner-up with a 32-6 record.



# 1956

After a 6-3 start, Washington State ripped off 15-straight wins and went on to post a 26-6 regular season record. Included in the winning streak were five wins by Jerry Bartow, including four of his school single-season record 10 complete games. The Cougars won the Pacific Coast Conference Northern Division with an 11-3 mark and hosted USC with the PCC title and NCAA District 8 spot in the College World Series on the line. Bartow bested the Trojans on a six-hitter in the opener and Bill Rich, who batted .422 in 90 at bats during the season, drove in all five runs in game two and the Cougars swept the series. In Omaha, Neb., Bradley defeated WSC 4-3 in the opener and New Hampshire handed Ron Aiken his only loss of the season to eliminate the Cougars.



# 1965

Washington State won 16 of its first 17 outings, including 12-straight to open the season, and rolled to a 29-6 regular season record. The Cougars won the Pacific Coast Northern Division at 14-4 and hosted Stanford in the NCAA District 8 Play-off. In the opener against the Indians, Harold Brunstad plated two runs with a double in the eighth to lift WSU to a 2-1 victory and the Cougars routed Stanford 13-3 in game two to give head coach Bobo Brayton his first trip to the College World Series. In Omaha, Neb., WSU split its first two games, defeating Texas and losing to Ohio State. The Cougars edged Connecticut by a run to set up a rematch with the Buckeyes that turned out to be a classic. Steve Arlin struck out 20 Cougars and Ohio State pushed across an unearned run in the 15th inning for a 1-0 win that ended WSU's season. The Cougars finished fourth in the nation according to Collegiate Baseball.



# 1976

The Cougars won their final 10 regular season games to finish 39-12 and win the Pacific-8 Conference with a 16-2 record. Washington State hosted the NCAA West Regional where the Cougars blasted four home runs, including three off future big-league hurler Mike Scott, to defeat Pepperdine in the opener. WSU took two of three games from Cal State Fullerton behind a pair of wins from tournament MVP Bob Sherwood and advanced to the College World Series in Omaha, Neb. At the CWS, Washington State scored in five of the first six innings and defeated Oklahoma in the first round before losing to Arizona State and Maine to end the season 43-15. Future big-league pitcher Eric Wilkins led the Cougars with 10 victories and WSU averaged over seven runs a game on offense.

**POSTSEASON RECORD**

YEAR	PLAYOFF	W	L	FINISH
1914	Northwest Conference	0	2	2nd
1915	Northwest Conference	2	0	1st
1926	Northern Divison East	2	0	1st
	Northern Division	1	2	2nd
1927	Northern Division	2	1	1st
1928	Northern Division	1	2	2nd
1947	Pacific Coast	0	1	2nd
1948	Pacific Coast	0	2	2nd
1949	Pacific Coast	1	2	2nd
1950	Pacific Coast	2	0	1st
	College World Series	3	2	2nd
1956	Pacific Coast	2	0	1st
	College World Series	0	2	7th
1960	NCAA District 8	1	2	2nd
1961	NCAA District 8	0	2	3rd
1965	NCAA District 8	2	0	1st
	College World Series	2	2	3rd
1966	NCAA District 8	2	2	2nd
1970	Pacific-8	0	2	4th
1971	Pacific-8	3	2	2nd
1972	Pacific-8 North	1	0	1st
	Pacific-8	0	2	2nd
1973	Pacific-8	0	2	2nd
1975	Pacific-8 North	1	0	1st
	Pacific-8	0	2	2nd
1975	NCAA Rocky Mountain Regional	3	2	2nd
1976	NCAA West Regional	3	1	1st
	College World Series	1	2	5th
1977	Pacific-8	0	2	2nd
	NCAA Rocky Mountain Regional	2	2	2nd
1978	Pacific-8	1	2	2nd
	NCAA Rocky Mountain Regional	0	2	4th
1979	Pacific-10	1	2	3rd
1980	Pacific-10	0	2	3rd
1984	Pacific-10 North	3	0	1st
	NCAA West II Regional	0	2	4th
1985	Pacific-10 North	2	2	2nd
1986	Pacific-10 North	2	2	3rd
1987	Pacific-10 North	4	0	1st
	NCAA West I Regional	2	2	3rd
1988	Pacific-10 North	4	0	1st
	NCAA West I Regional	2	2	3rd
1989	Pacific-10 North	0	2	6th
1990	Pacific-10 North	3	0	1st
	NCAA West II Regional	2	2	3rd
1991	Pacific-10 North	1	2	3rd
1995	Pacific-10	0	2	2nd
2009	NCAA Norman Regional	1	2	3rd
2010	NCAA Fayetteville Regional	3	2	2nd
	<b>Totals</b>	<b>66</b>	<b>73</b>	

16 Regional Appearances  
4 College World Series Appearances

**CAREER COACHING RECORDS**

COACH	YEARS	W	L	T	PCT
Captains	1892-1900	21	9	0	.700
H. E. Lougheed	1901-1903	24	18	0	.571
J. N. Ashmore	1904	10	2	0	.833
Everett Sweeley	1905-1906	20	12	0	.625
Frank Sanger	1909-1912	27	36	1	.429
J. R. Bender	1907-08				
	1913-15	69	22	1	.758
J. Fred Bohler	1916-1920	47	27	1	.635
Frank N. Barber	1921-1922	32	12	0	.728
Harry Applequist	1923-1926	66	29	1	.695
Arthur "Buck" Bailey	1927-1942				
	1946-1961	603	325	5	.649
Jack Friel	1943-1945	29	24	0	.547
Charles "Bobo" Brayton	1962-1994	1162	524	8	.689
Steve Farrington	1995-2000	138	198	0	.411
Tim Mooney	2001-2004	84	135	0	.384
Donnie Marbut	2005-2015	312	306	0	.505
Marty Lees	2016-19	70	136	2	.341
Dan Spencer (Interim)	2019	0	3	0	.000
Brian Green	2020-pres.	62	56	0	.525
<b>ALL-TIME WSU RECORD</b>		<b>2776</b>	<b>1874</b>	<b>19</b>	<b>.597</b>

OPPONENT	OVERALL	HOME	AWAY	NEUTRAL	FIRST-LAST	OPPONENT	OVERALL	HOME	AWAY	NEUTRAL	FIRST-LAST
Air Force	1-0	1-0	0-0	0-0	2007	North Carolina	2-1	0-0	0-1	2-0	1987-93
Alabama	1-3	0-0	0-3	1-0	1950-2018	North Carolina State	1-0	0-0	0-0	1-0	1993
Arizona	29-48	14-25	14-23	1-0	1974-2022	Northeastern	3-1	3-1	0-0	0-0	2016
Arizona State	22-63	14-19	7-42	1-2	1973-2022	Northern Colorado	8-2	4-2	3-0	1-0	1975-2012
Arkansas	3-7	0-0	2-5	1-2	1987-2010	Northwestern	1-1	0-0	0-0	1-1	1983-2004
Baylor	0-2	0-0	0-2	0-0	1987	Notre Dame	0-3	0-0	0-0	0-3	1992-2009
Bethune-Cookman	2-0	0-0	0-0	2-0	2010	Ohio State	0-3	0-0	0-0	0-3	1965-98
Boise State	16-2	0-0	9-2	7-0	1971-80	Oklahoma	9-5	2-2	5-2	2-1	1976-2015
Bradley	0-1	0-0	0-0	0-1	1956	Oklahoma State	2-5	0-0	0-2	2-3	1987-2015
Brown	4-0	4-0	0-0	0-0	2013	Oral Roberts	6-7	0-0	2-2	4-5	1977-2009
Bucknell	1-0	0-0	0-0	1-0	2006	Oregon	158-133-1	88-60	69-72-1	1-1	1906-2022
Bushnell	1-0	1-0	0-0	0-0	2022	Oregon State	232-213-3	130-79-3	82-118	20-16	1910-2022
BYU	25-19	6-0	7-8	12-11	1971-2022	Pacific	2-13	0-0	2-12	0-1	1979-2017
California	43-61-1	17-20	21-37-1	5-4	1902-2022	Pennsylvania	1-0	0-0	0-0	1-0	1990
Cal State Fullerton	7-5	2-1	3-3	2-1	1976-2014	Pepperdine	4-7	1-0	2-5	1-2	1976-2009
Cal State Northridge	20-15	9-5	10-9	1-1	1995-2020	Pittsburgh	1-0	0-0	0-0	1-0	1977
Charleston Southern	1-0	0-0	1-0	0-0	2006	Portland	76-29-1	31-13	31-11-1	14-5	1947-2022
Chicago State	3-1	3-1	0-0	0-0	2006	Prairie View A&M	1-0	0-0	0-0	1-0	2016
Clemson	1-0	0-0	0-0	1-0	1988	Rice	0-1	0-0	0-1	0-0	2009
Connecticut	1-0	0-0	0-0	1-0	1965	Rider	2-1	2-1	0-0	0-0	2007
Cornell	1-0	0-0	1-0	0-0	1975	Rutgers	4-1	0-0	0-0	4-1	1950-2020
Creighton	2-1	2-1	0-0	0-0	2008	Sacramento State	22-17	6-3	15-13	1-1	1962-2017
CSU Bakersfield	5-5	2-2	3-3	0-0	2010-20	Sacred Heart	4-0	4-0	0-0	0-0	2015
Dallas Baptist	2-2	1-1	1-1	0-0	2010-11	St. John's	2-1	0-0	0-0	2-1	1983-90
Dartmouth	1-0	0-0	0-0	1-0	1996	Saint Mary's (Calif.)	5-7-2	2-2	2-5-2	1-0	1962-2019
Davidson	1-0	0-0	0-0	1-0	1991	San Diego	2-1	0-0	2-1	0-0	2014-2015
East Tennessee State	1-0	0-0	0-0	1-0	2006	San Diego State	8-10	0-0	6-4	2-6	1984-2014
Eastern Michigan	4-0	4-0	0-0	0-0	2013	San Francisco	5-2	0-0	3-2	2-0	1964-2007
Florida International	2-0	0-0	2-0	0-0	1990	San Jose State	20-10	8-3	11-7	1-0	1962-2015
Florida State	0-2	0-0	0-0	0-2	1988-89	Santa Clara	16-7	3-0	6-6	7-1	1966-2022
Fresno State	9-20	0-0	7-20	2-0	1966-2011	Seattle U	20-10	11-5	1-3	8-2	1952-2022
George Washington	1-0	0-0	0-0	1-0	1988	Seton Hall	0-1	0-0	0-0	0-1	1984
Gonzaga	201-110-1	86-34	68-52-1	47-24	1911-2022	South Alabama	0-1	0-0	0-0	0-1	2011
Grand Canyon	2-3-1	0-0	2-2	0-1-1	1980-2018	South Dakota State	3-0	3-0	0-0	0-0	2009
Harvard	1-0	0-0	0-0	1-0	1989	Southeastern Louisiana	2-1	0-0	2-1	0-0	2005
Hawaii	15-23	0-0	14-23	1-0	1969-2022	Stephen F. Austin	4-1	3-0	1-1	0-0	2015-2017
Houston	1-0	0-0	0-0	1-0	1998	Southern Illinois	1-0	0-0	0-0	1-0	1975
Houston Baptist	1-1	0-0	0-0	1-1	2016	SMU	0-1	0-0	0-0	0-1	1975
Illinois-Chicago	2-1	2-1	0-0	0-0	2007	Southern Utah	1-0	1-0	0-0	0-0	2007
Iowa	1-1	0-0	0-0	1-1	1988-2022	Stanford	27-63	15-33	11-27	1-3	1950-2022
Iowa State	0-2	0-0	0-0	0-2	1990	Stetson	1-0	0-0	0-0	1-0	1986
Kansas	1-0	0-0	0-0	1-0	2015	Tennessee	1-0	0-0	0-0	1-0	1991
Kansas State	3-3	0-0	0-1	3-2	1989-2015	Texas	5-9	0-0	4-7	1-2	1950-2007
Kennesaw State	0-1	0-0	0-0	0-1	2006	Texas A&M	6-9	0-0	3-8	3-1	1987-2022
Kent State	4-1	3-1	0-0	1-0	2002-08	Texas A&M	2-1	0-0	1-1	1-0	2000-2015
Kentucky	3-0	0-0	0-0	3-0	1994-2002	TCU	2-1	0-0	0-1	2-0	1996-97
Lafayette	1-0	0-0	0-0	1-0	2006	Texas State	3-4	2-1	1-3	0-0	2014-16
Long Beach State	6-12	0-0	4-11	2-1	1988-2018	Texas Tech	3-0	0-0	2-0	1-0	1986-2010
Long Island (LIU)	3-1	0-0	0-0	3-1	2022	Troy	1-0	0-0	0-0	1-0	2002
Loyola Marymount	3-3	0-0	2-3	1-0	1990-2017	UC Davis	8-5	2-2	6-3	0-0	1969-2021
Maine	3-2	0-0	0-0	3-2	1976-94	UC Irvine	2-7	0-0	2-6	0-1	1984-2019
Massachusetts	0-1	0-0	0-0	0-1	1973	UCLA	25-64	13-28	10-36	2-0	1967-2022
McNeese State	1-3	1-3	0-0	0-0	2016	UC Riverside	9-7	3-1	5-5	1-1	1973-2022
Miami (Fla.)	1-1	0-0	1-1	0-0	1990	UC Santa Barbara	3-5	2-0	1-4	0-1	1981-2013
Miami (Ohio)	0-1	0-0	0-0	0-1	2006	UNLV	10-12	1-2	8-10	1-0	1976-2021
Minnesota	2-1	0-0	2-0	0-1	1988-2011	USC	36-77-1	22-30	14-44-1	0-3	1948-2022
Mississippi State	1-2	0-0	1-2	0-0	2012	Utah	27-18	12-9	11-9	4-0	1971-2022
Missouri	1-1	0-0	0-0	1-1	1977-2006	Utah Tech (Dixie State)	4-0	0-0	4-0	0-0	2021
Missouri State	0-1	0-0	0-0	0-1	2015	Utah Valley	19-7	17-5	1-1	1-1	2004-2022
Navy	1-0	0-0	0-0	1-0	1996	UTPA (Rio Grande Valley)	2-2	0-0	2-2	0-0	2004-2016
Nebraska	2-4	0-0	0-0	2-4	1986-2018	UTSA	1-3	0-0	1-3	0-0	2013
Nebraska Omaha	4-0	4-0	0-0	0-0	2012	Vanderbilt	1-0	0-0	0-0	1-0	1973
Nevada	13-6	0-0	7-4	6-2	1965-2019	Virginia Tech	1-0	0-0	0-0	1-0	1989
New Mexico	1-0-1	0-0	0-0	1-0-1	1992-1994	Wake Forest	1-0	0-0	0-0	1-0	1993
New Mexico State	4-1	1-0	3-1	0-0	1999-2015	Washington	246-201	126-77	104-117	16-7	1901-2022
Niagara	4-0	4-0	0-0	0-0	2020	Western Carolina	1-4	0-2	1-2	0-0	2013-14
						Wichita State	2-6	0-0	0-2	2-4	1987-2022
						Wright State	3-0	3-0	0-0	0-0	2008

Records are against current Division I programs.



# WASHINGTON STATE BASEBALL

## SEASON RESULTS

YEAR	OVERALL			CONFERENCE			FINISH	YEAR	OVERALL			CONFERENCE			FINISH	
	W	L	T	W	L	T			W	L	T					
1892	11	1	0					1970	30	11	1	9	6	0	1st	
1896	1	0	0					1971	34	15	0	7	8	0	1st	
1898	5	3	0					1972	29	13	0	14	4	0	T-1st	
1899	4	2	0					1973	40	16	0	15	3	0	1st	
1900	0	3	0					1974	38	9	0	14	4	0	T-1st	
1901	10	6	0					1975	33	18	0	13	5	0	1st	
1902	5	7	0					1976	43	15	0	16	2	0	1st	
1903	9	5	0					1977	39	17	0	14	4	0	1st	
1904	10	2	0					1978	41	17	0	15	3	0	1st	
1905	8	2	0					1979	40	11	0	12	3	0	1st	
1906	12	10	0					1980	36	10	2	11	3	0	1st	
1907	16	3	0					1981	27	25	1	11	7	0	T-2nd	
1908	14	4	1					1982	34	16	0	16	8	0	T-1st	
1909	5	11	0					1983	40	16	1	16	8	0	2nd	
1910	7	12	0	6	9	0	5th	1984	41	20	0	15	6	0	T-1st	
1911	10	7	1	9	6	0	2nd	1985	45	22	0	16	8	0	1st	
1912	5	6	0	3	4	0	3rd	1986	35	24	0	11	12	0	4th	
1913	11	3	0	7	1	0	1st	1987	44	19	0	18	6	0	1st	
1914	12	6	0	7	1	0	1st	1988	52	14	0	18	4	0	1st	
1915	16	6	0	8	0	0	1st	1989	37	20	0	16	8	0	1st	
1916	9	7	1	6	0	0	1st	1990	48	19	0	19	5	0	1st	
1917	6	0	0					1991	37	25	0	14	6	0	1st	
1918	13	1	0	11	1	0	1st	1992	31	23	1	16	14	0	2nd	
1919	10	6	0	1	4	0	4th	1993	34	24	0	16	14	0	T-3rd	
1920	9	13	0	2	7	0	6th	1994	35	26	0	11	19	0	5th	
1921	17	6	0	8	4	0	2nd	1995	28	30	0	18	12	0	1st	
1922	15	6	0	10	6	0	3rd	1996	26	35	0	12	12	0	3rd	
1923	16	6	0	9	3	0	2nd	1997	13	42	0	7	17	0	3rd	
1924	21	9	1	16	9	0	1st	1998	25	24	0	12	12	0	3rd	
1925	9	8	0	4	7	0	4th	1999	24	31	0	4	20	0	9th	
1926	20	6	0	6	2	0	2nd	2000	20	36	0	6	18	0	9th	
1927	13	5	0	6	2	0	1st	2001	15	39	0	6	18	0	9th	
1928	13	7	0	6	2	0	T-1st	2002	21	33	0	6	18	0	9th	
1929	14	9	0	9	7	0	2nd	2003	19	37	0	7	17	0	T-8th	
1930	16	8	0	8	8	0	4th	2004	29	26	0	9	15	0	T-8th	
1931	15	10	0	9	7	0	2nd	2005	21	37	0	1	23	0	9th	
1932	19	7	0	11	4	0	2nd	2006	36	23	0	10	14	0	8th	
1933	16	5	0	8	4	0	1st	2007	28	26	0	10	14	0	T-6th	
1934	14	8	0	7	5	0	2nd	2008	30	26	0	8	16	0	9th	
1935	15	12	0	8	8	0	T-3rd	2009	32	25	0	19	8	0	2nd	
1936	15	8	2	12	4	1	1st	2010	37	22	0	15	12	0	3rd	
1937	16	7	0	12	4	0	2nd	2011	26	28	0	10	17	0	9th	
1938	12	15	0	10	6	0	T-1st	2012	28	28	0	12	18	0	T-8th	
1939	16	13	0	10	6	0	2nd	2013	23	32	0	9	21	0	10th	
1940	18	10	0	9	6	0	2nd	2014	24	30	0	14	16	0	7th	
1941	17	13	0	8	8	0	T-3rd	2015	29	27	0	11	19	0	9th	
1942	23	11	0	7	7	0	T-2nd	2016	19	35	0	11	19	0	11th	
1943	10	16	0	6	10	0	4th	2017	24	29	0	10	20	0	9th	
1944	10	3	0	3	1	0	1st	2018	16	33	1	8	21	1	10th	
1945	9	5	0	3	0	0	1st	2019	11	42	1	3	26	1	11th	
1946	17	13	0	6	10	0	4th	2020	9	7	0	0	0	0	NA	
1947	23	11	1	11	5	0	1st	2021	26	23	0	13	17	0	8th	
1948	21	7	0	8	3	0	1st	2022	27	26	0	12	18	0	9th	
1949	33	9	0	12	4	0	1st		2776	1874	19	1114	920	3	41 Champs.	
1950	32	6	0	12	2	0	1st									
1951	30	11	0	11	5	0	2nd									
1952	19	15	0	6	10	0	4th									
1953	14	14	1	8	8	0	3rd									
1954	18	12	0	7	9	0	4th									
1955	13	8	1	6	4	0	3rd									
1956	28	8	0	11	3	0	1st									
1957	14	21	0	5	11	0	5th									
1958	19	11	0	9	5	0	T-2nd									
1959	20	15	0	10	6	0	2nd									
1960	29	6	0	9	2	0	1st									
1961	21	10	0	8	4	0	1st									
1962	18	12	1	8	5	0	3rd									
1963	24	8	0	7	7	0	3rd									
1964	31	9	0	10	6	0	2nd									
1965	33	8	0	14	4	0	1st									
1966	35	8	1	15	1	0	1st									
1967	22	10	0	7	6	0	6th									
1968	29	9	0	11	7	0	3rd									
1969	27	15	0	8	13	0	T-6th									

Conferences:  
Northwest 1910-12  
Northwest (East) 1913-16, 1918  
Pacific Coast 1919-22  
Northern Division 1923  
Northwest 1924  
Northern Division 1925-66  
Pacific-8 1967-1969  
Pacific-8 North 1970-78  
Pacific-10 North 1979-1998  
Pacific-10 1999-2011  
Pac-12 2012-present

**COUGAR BASEBALL**  
**YEAR-BY-YEAR RESULTS**

'23

1969 SEASON  
HEAD COACH: Bobo Brayton  
OVERALL: 27-15 CONFERENCE: 8-13

DATE	OPPONENT	W/L	SCORE	ATT	SITE
3/15/69	Eastern	W	10-0		Clarkston, Idaho
3/15/69	Eastern	W	15-0		Clarkston, Idaho
3/19/69	Gonzaga	W	11-0		Lewiston, Idaho
3/20/69	Puget Sound	L	0-1		Lewiston, Idaho
3/20/69	Idaho State	W	2-0		Lewiston, Idaho
3/21/69	Eastern	W	9-0		Lewiston, Idaho
3/22/69	Central	W	19-4		Lewiston, Idaho
3/27/69	Western	W	3-2		Lewiston, Idaho
3/27/69	Western	W	8-0		Lewiston, Idaho
3/30/69	Air Force	W	6-5		Honolulu, Hawaii
3/31/69	Army	W	6-1		Honolulu, Hawaii
4/1/69	U of Hawaii	W	9-1		Honolulu, Hawaii
4/3/69	Sub-Pac	W	3-2		Honolulu, Hawaii
4/4/69	Marines	W	9-2		Honolulu, Hawaii
4/5/69	Portland	L	3-4		Honolulu, Hawaii
4/8/69	San Jose State	W	6-4		Sacramento, Calif.
4/9/69	UC Davis	W	3-0		Sacramento, Calif.
4/11/69	Oregon	L	1-4		Eugene, Ore.
4/12/69	Oregon State	L	6-7		Corvallis, Ore.
4/12/69	Oregon State	L	4-5		Corvallis, Ore.
4/18/69	UCLA	L	0-1		Los Angeles, Calif.
4/19/69	USC	L	0-9		Los Angeles, Calif.
4/19/69	USC	W	3-1		Los Angeles, Calif.
4/21/69	Stanford	L	1-2		Palo Alto, Calif.
4/21/69	Stanford	W	3-1 (11)		Palo Alto, Calif.
4/22/69	Cal	W	1-0		Berkeley, Calif.
4/25/69	Oregon State	L	5-12		Pullman, Wash.
4/26/69	Oregon	L	3-5		Pullman, Wash.
4/26/69	Oregon	L	0-4		Pullman, Wash.
5/3/69	Washington	W	7-4		Seattle, Wash.
5/6/69	Eastern	W	3-2		Cheney, Wash.
5/6/69	Eastern	W	8-6		Cheney, Wash.

1970 SEASON  
HEAD COACH: Bobo Brayton  
OVERALL: 30-11-1 CONFERENCE: 9-6

DATE	OPPONENT	W/L	SCORE	ATT	SITE
3/19/70	Montana State	W	2-1		Lewiston, Idaho
3/19/70	Eastern Washington	W	9-0		Lewiston, Idaho
3/20/70	Central Washington	W	6-3		Lewiston, Idaho
3/20/70	Montana	W	3-0		Lewiston, Idaho
3/21/70	Eastern Washington	W	12-8		Lewiston, Idaho
3/24/70	Western Washington	W	4-0		Lewiston, Idaho
3/24/70	Western Washington	W	10-8		Lewiston, Idaho
3/27/70	Idaho	W	5-3		Lewiston, Idaho
3/27/70	Idaho	T	7-7		Lewiston, Idaho
3/28/70	Yakima Valley	W	15-2		Yakima, Wash.
3/28/70	Yakima Valley	W	14-1		Yakima, Wash.
4/1/70	LCNS	L	4-5		Lewiston, Idaho
4/2/70	LCNS	W	15-5		Pullman, Wash.
4/5/70	Santa Clara	W	7-5		Pullman, Wash.
4/6/70	California	W	5-4		Berkeley, Calif.
4/7/70	Sacramento State	L	4-5		Sacramento, Calif.
4/7/70	Sacramento State	W	4-2		Sacramento, Calif.
4/8/70	Chico State	W	6-5		Chico, Calif.
4/8/70	Chico State	W	4-2		Chico, Calif.
4/10/70	Seattle	W	2-1		Lewiston, Idaho
4/11/70	Washington	L	4-6		Pullman, Wash.
4/14/70	Eastern Washington	W	3-0		Clarkston, Wash.
4/17/70	Oregon State	W	11-0		Pullman, Wash.
4/18/70	Oregon	W	7-0		Pullman, Wash.
4/18/70	Oregon	W	14-0		Pullman, Wash.
4/21/70	Gonzaga	L	0-1		Spokane, Wash.
4/24/70	Oregon	W	9-0		Eugene, Ore.
4/28/70	Gonzaga	W	10-4		Pullman, Wash.
5/1/70	UCLA	L	4-5		Los Angeles, Calif.
5/1/70	UCLA	W	8-3		Los Angeles, Calif.
5/2/70	USC	L	3-7		Los Angeles, Calif.
5/2/70	USC	L	5-12		Los Angeles, Calif.
5/5/70	Whitworth	W	8-1		Pullman, Wash.
5/8/70	Stanford	W	3-0		Pullman, Wash.
5/8/70	Stanford	W	7-0		Pullman, Wash.
5/9/70	California	L	1-6		Pullman, Wash.
5/9/70	California	W	4-3		Pullman, Wash.
5/13/70	Idaho	W	15-10		Pullman, Wash.
5/15/70	Washington	W	6-1		Seattle, Wash.
5/16/70	Washington	L	8-9		Seattle, Wash.

1971 SEASON  
HEAD COACH: Bobo Brayton  
OVERALL: 34-15 CONFERENCE: 7-8

DATE	OPPONENT	W/L	SCORE	ATT	SITE
3/13/71	Eastern Washington	W	3-0		Clarkston, Wash.
3/13/71	Eastern Washington	L	1-2		Clarkston, Wash.
3/18/71	Montana	W	11-0		Lewiston, Idaho
3/18/71	Eastern Washington	W	6-1		Lewiston, Idaho
3/19/71	LCNS	W	12-5		Lewiston, Idaho
3/19/71	Montana State	W	17-0		Lewiston, Idaho
3/20/71	LCNS	W	6-4		Lewiston, Idaho
3/24/71	Central Washington	W	4-1		Lewiston, Idaho
3/24/71	Central Washington	W	3-0		Lewiston, Idaho
3/26/71	Eastern Washington	W	5-0		Lewiston, Idaho
3/26/71	Eastern Washington	W	8-4		Lewiston, Idaho
3/27/71	Idaho	W	9-2		Lewiston, Idaho
3/31/71	LCNS	W	15-0		Lewiston, Idaho
4/2/71	Boise State	W	15-1		Boise, Idaho
4/2/71	College of Idaho	W	3-1		Caldwell, Idaho
4/3/71	Northwest Nazarine	W	14-0		Nampa, Idaho
4/3/71	Idaho State	W	1-0		Boise, Idaho
4/5/71	BYU	W	7-5		Provo, Utah
4/5/71	BYU	L	6-8		Provo, Utah
4/6/71	BYU	L	6-7		Provo, Utah
4/6/71	BYU	L	5-7		Provo, Utah
4/7/71	Utah	L	3-22		Salt Lake City, Utah
4/7/71	Utah	W	7-2		Salt Lake City, Utah
4/13/71	Gonzaga	W	4-3		Spokane, Wash.
4/18/71	Oregon	L	2-4		Eugene, Ore.
4/18/71	Oregon	W	10-9		Eugene, Ore.
4/20/71	Gonzaga	W	3-0		Pullman, Wash.
4/23/71	Oregon	L	6-8		Pullman, Wash.
4/25/71	Oregon State	W	1-0		Pullman, Wash.
4/25/71	Oregon State	W	8-7		Pullman, Wash.
4/28/71	LCNS	W	17-5		Pullman, Wash.
4/30/71	California	L	0-5		Berkeley, Calif.
4/30/71	California	W	16-2		Berkeley, Calif.
5/1/71	Stanford	W	5-3		Stanford, Calif.
5/1/71	Stanford	L	1-11		Stanford, Calif.
5/3/71	Whitworth	W	3-2		Spokane, Wash.
5/4/71	Idaho	L	2-3 (15)		Pullman, Wash.
5/7/71	Southern California	L	0-4		Pullman, Wash.
5/7/71	Southern California	L	6-7		Pullman, Wash.
5/8/71	UCLA	L	1-5		Pullman, Wash.
5/8/71	UCLA	L	0-11		Pullman, Wash.
5/11/71	Idaho	W	10-1		Lewiston, Idaho
5/14/71	Washington	W	6-1		Pullman, Wash.
5/15/71	Washington	W	5-4		Pullman, Wash.
5/20/71	Stanford @	L	4-8		Pullman, Wash.
5/21/71	Oregon @	W	6-4		Pullman, Wash.
5/21/71	Stanford @	W	4-2		Pullman, Wash.
5/22/71	USC @	W	10-5		Pullman, Wash.
5/22/71	USC @	L	3-6		Pullman, Wash.

@ Pacific-8 Conference Tournament

1972 SEASON  
HEAD COACH: Bobo Brayton  
OVERALL: 29-13 CONFERENCE: 13-4

DATE	OPPONENT	W/L	SCORE	ATT	SITE
3/4/72	Lewis-Clark State	L	3-4		Lewiston, Idaho
3/16/72	Idaho State	W	6-2		Lewiston, Idaho
3/16/72	Puget Sound	L	3-9		Lewiston, Idaho
3/17/72	EWSC	W	6-1		Lewiston, Idaho
3/17/72	Idaho State	W	22-2		Lewiston, Idaho
3/22/72	Central Washington	W	3-0		Pullman, Wash.
3/22/72	Central Washington	W	8-6		Pullman, Wash.
3/23/72	Eastern Washington	W	5-4		Pullman, Wash.
3/23/72	Eastrn Washington	W	12-0		Pullman, Wash.
3/25/72	Hawaii Marines	W	23-3		Honolulu, Hawaii
3/27/72	Hawaii Sub-Pac	W	9-0		Honolulu, Hawaii
3/28/72	BYU	L	2-3		Honolulu, Hawaii
3/29/72	Hawaii	W	8-7		Honolulu, Hawaii
3/30/72	USC	L	10-12		Honolulu, Hawaii
3/31/72	Marines	W	3-1		Honolulu, Hawaii
4/1/72	Hawaii	W	7-1		Honolulu, Hawaii
4/7/72	Oregon	L	0-5		Pullman, Wash.
4/8/72	Oregon	W	7-2		Pullman, Wash.
4/9/72	Oregon	W	10-8		Pullman, Wash.
4/14/72	Washington	L	3-4		Seattle, Wash.
4/15/72	Washington	W	5-0		Seattle, Wash.
4/15/72	Washington	W	15-3		Seattle, Wash.
4/18/72	Gonzaga	L	7-9		Pullman, Wash.
4/19/72	Lewis-Clark State	W	5-3		Pullman, Wash.
4/21/72	Oregon State	W	7-0		Corvallis, Ore.
4/22/72	Oregon State	W	7-1		Corvallis, Ore.
4/22/72	Oregon State	W	11-2		Corvallis, Ore.
4/26/72	Gonzaga	L	0-5		Spokane, Wash.
4/28/72	Oregon State	W	6-5		Pullman, Wash.
4/29/72	Oregon State	W	4-3		Pullman, Wash.
4/29/72	Oregon State	W	9-3		Pullman, Wash.
5/1/72	Whitworth	L	5-9		Pullman, Wash.
5/2/72	Idaho	W	12-11		Pullman, Wash.
5/5/72	Oregon	W	19-6		Eugene, Ore.
5/6/72	Oregon	L	2-3		Eugene, Ore.
5/6/72	Oregon	L	1-3		Eugene, Ore.
5/13/72	Washington	W	6-5		Pullman, Wash.
5/13/72	Washington	W	8-1		Pullman, Wash.
5/13/72	Washington	W	3-2		Pullman, Wash.
5/16/72	Oregon	W	3-2		Pullman, Wash.
5/19/72	USC @	L	1-6		Los Angeles, Calif.
5/20/72	USC @	L	7-8		Los Angeles, Calif.

@ Pacific-8 Conference Championship Series

1973 SEASON  
HEAD COACH: Bobo Brayton  
OVERALL: 40-16 CONFERENCE: 15-3

DATE	OPPONENT	W/L	SCORE	ATT	SITE
3/3/73	Lewis-Clark State	W	8-2		Lewiston, Idaho
3/3/73	Lewis-Clark State	L	6-7		Lewiston, Idaho
3/9/73	Whitworth	W	8-0		Clarkston, Idaho
3/10/73	Whitworth	W	16-0		Clarkston, Idaho
3/11/73	Idaho	W	6-0		Clarkston, Idaho
3/11/73	Idaho	W	8-6		Clarkston, Idaho
3/15/73	Whitworth	L	3-4		Lewiston, Idaho
3/15/73	BYU	L	2-3		Lewiston, Idaho
3/16/73	Puget Sound	W	6-0		Lewiston, Idaho
3/16/73	Treasure Valley	W	15-0		Lewiston, Idaho
3/16/73	BYU	L	5-6		Lewiston, Idaho
3/17/73	Boise State	W	10-1		Clarkston, Idaho
3/17/73	BYU	W	12-4		Lewiston, Idaho
3/20/73	Portland State	W	7-0		Lewiston, Idaho
3/20/73	Portland State	W	3-0		Lewiston, Idaho
3/21/73	Portland	W	15-3		Lewiston, Idaho
3/22/73	Portland State	W	4-3		Pullman, Wash.
3/23/73	Eastern Washington	W	6-3		Pullman, Wash.
3/23/73	Eastern Washington	W	6-0		Pullman, Wash.
3/26/73	Stanford	L	0-14		Riverside, Calif.
3/26/73	UC Riverside	W	2-1		Riverside, Calif.
3/27/73	Hawaii	W	12-0		Riverside, Calif.
3/29/73	Vanderbilt	W	6-2		Riverside, Calif.
3/29/73	USC	L	2-9		Riverside, Calif.
3/30/73	Arizona State	L	4-14		Riverside, Calif.
3/31/73	Massachusetts	L	3-6		Riverside, Calif.
4/2/73	Fresno State	W	14-5		Fresno, Calif.
4/3/73	Sacramento State	W	10-4		Sacramento, Calif.
4/4/73	Humboldt State	W	11-5		Redding, Calif.
4/6/73	Oregon	W	11-9		Eugene, Ore.
4/7/73	Oregon	W	8-4		Eugene, Ore.
4/7/73	Oregon	L	7-8		Eugene, Ore.
4/10/73	Gonzaga	W	6-0		Pullman, Wash.

4/12/73	Spokane Indians	L	2-3		Pullman, Wash.
4/13/73	Washington	W	7-3		Pullman, Wash.
4/14/73	Washington	W	7-3		Pullman, Wash.
4/14/73	Washington	W	6-0		Pullman, Wash.
4/17/73	Idaho	W	12-4		Lewiston, Idaho
4/20/73	Oregon State	W	9-4		Pullman, Wash.
4/21/73	Oregon State	W	6-3		Pullman, Wash.
4/21/73	Oregon State	W	7-6		Pullman, Wash.
4/24/73	Gonzaga	L	0-2		Spokane, Wash.
4/27/73	Oregon State	W	26-6		Corvallis, Ore.
4/28/73	Oregon State	W	5-2		Corvallis, Ore.
4/28/73	Oregon State	W	4-1		Corvallis, Ore.
5/1/73	Idaho	W	15-3		Pullman, Wash.
5/4/73	Oregon	W	4-1		Pullman, Wash.
5/5/73	Oregon	W	9-4		Pullman, Wash.
5/5/73	Oregon	W	25-11		Pullman, Wash.
5/7/73	Gonzaga	W	1-0		Spokane, Wash.
5/9/73	Whitworth	W	14-1		Spokane, Wash.
5/11/73	Washington	L	2-3		Seattle, Wash.
5/12/73	Washington	L	1-2		Seattle, Wash.
5/12/73	Washington	W	9-2		Seattle, Wash.
5/18/73	USC @	L	4-13		Pullman, Wash.
5/19/73	USC @	L	9-11		Pullman, Wash.

@ Pacific-8 Conference Championship Series

1974 SEASON  
HEAD COACH: Bobo Brayton  
OVERALL: 38-9 CONFERENCE: 14-4

DATE	OPPONENT	W/L	SCORE	ATT	SITE
3/3/74	Lewis-Clark State	W	2-1		Lewiston, Idaho
3/3/74	Lewis-Clark State	W	1-0		Lewiston, Idaho
3/9/74	Idaho	W	5-0		Lewiston, Idaho
3/9/74	Idaho	W	1-0		Lewiston, Idaho
3/10/74	Whitman	W	10-1		Walla Walla, Wash.
3/10/74	Whitman	W	10-2		Walla Walla, Wash.
3/14/74	BYU	W	3-2		Pullman, Wash.
3/14/74	Idaho	W	8-4		Lewiston, Idaho
3/15/74	Gonzaga	L	2-3		Lewiston, Idaho
3/15/74	Puget Sound	W	2-0		Clarkston, Idaho
3/16/74	Gonzaga	W	9-7		Lewiston, Idaho
3/16/74	Boise State	W	8-1		Clarkston, Idaho
3/20/74	Central Washington	L	4-6		Pullman, Wash.
3/20/74	Central Washington	W	7-0		Pullman, Wash.
3/21/74	Portland State	W	6-5		Pullman, Wash.
3/22/74	Gonzaga	W	8-7		Pullman, Wash.
3/23/74	Portland State	W	5-1		Pullman, Wash.
3/23/74	Portland State	W	11-0		Pullman, Wash.
3/26/74	Eastern Washington	W	11-6		Pullman, Wash.
3/31/74	San Francisco	W	9-7		San Francisco, Calif.
3/31/74	San Francisco	L	3-4		San Francisco, Calif.
4/2/74	Stanford	W	8-0		Stanford, Calif.
4/2/74	Santa Clara	W	13-5		Santa Clara, Calif.
4/3/74	Chico State	L	5-9		Chico, Calif.
4/5/74	Oregon State	W	7-6		Corvallis, Ore.
4/7/74	Oregon State	W	3-1		Corvallis, Ore.
4/7/74	Oregon State	W	15-1		Corvallis, Ore.
4/9/74	Whitworth	W	9-3		Spokane, Wash.
4/13/74	Oregon	L	0-1		Pullman, Wash.
4/13/74	Oregon	L	1-5		Pullman, Wash.
4/14/74	Oregon	L	3-12		Pullman, Wash.
4/16/74	Idaho	W	11-5		Pullman, Wash.
4/19/74	Washington	L	3-4		Seattle, Wash.
4/20/74	Washington	W	4-0		Seattle, Wash.
4/20/74	Washington	L	3-6		Seattle, Wash.
4/24/74	Gonzaga	W	8-7		Spokane, Wash.
4/26/74	Oregon	L	1-12		Eugene, Ore.
4/27/74	Oregon	W	12-11		Eugene, Ore.
4/27/74	Oregon	W	8-5		Eugene, Ore.
4/29/74	Eastern Washington	W	5-3		Cheney, Wash.
5/1/74	Lewis-Clark State	L	14-0		Pullman, Wash.
5/3/74	Oregon State	W	7-6		Pullman, Wash.
5/4/74	Oregon State	W	3-2		Pullman, Wash.
5/4/74	Oregon State	W	3-2		Pullman, Wash.
5/10/74	Washington	W	5-4		Pullman, Wash.
5/12/74	Washington	W	6-5		Pullman, Wash.
5/12/74	Washington	W	10-3		Pullman, Wash.

1975 SEASON  
HEAD COACH: Bobo Brayton  
OVERALL: 33-18 CONFERENCE: 13-5

1976 SEASON  
HEAD COACH: Bobo Brayton  
OVERALL: 43-15 CONFERENCE: 16-2

DATE	OPPONENT	W/L	SCORE	ATT	SITE	DATE	OPPONENT	W/L	SCORE	ATT	SITE
3/2/75	Lewis-Clark State	L	6-7		Lewiston, Idaho	3/13/76	Lewis-Clark State	L	0-2		Lewiston, Idaho
3/2/75	Lewis-Clark State	W	14-5		Lewiston, Idaho	3/13/76	Lewis-Clark State	L	0-4		Lewiston, Idaho
3/8/75	Whitworth	W	14-3		Walla Walla, Wash.	3/14/76	Idaho	W	2-0		Lewiston, Idaho
3/9/75	Boise State	W	7-4		Pendleton, Ore.	3/14/76	Idaho	W	4-0		Lewiston, Idaho
3/9/75	Boise State	W	5-4		Pendleton, Ore.	3/19/76	Western	W	16-0		Lewiston, Idaho
3/14/75	Boise State	W	9-4		Lewiston, Idaho	3/19/76	Puget Sound	L	4-9		Lewiston, Idaho
3/14/75	Oregon State	W	5-4*		Lewiston, Idaho	3/20/76	Boise State	W	9-2		Lewiston, Idaho
3/15/75	Puget Sound	W	2-0		Pullman, Wash.	3/20/76	Gonzaga	W	4-2		Lewiston, Idaho
3/15/75	Western Washington	W	18-4		Pullman, Wash.	3/21/76	Portland	W	6-0		Lewiston, Idaho
3/16/75	Gonzaga	L	0-5		Lewiston, Idaho	3/22/76	Eastern Oregon	W	7-0		Pullman, Wash.
3/16/75	Idaho	W	5-1		Lewiston, Idaho	3/22/76	Eastern Oregon	W	9-3		Pullman, Wash.
3/24/75	Cornell	W	18-2		Riverside, Calif.	3/26/76	Boise State	W	14-5		Boise, Idaho
3/24/75	Stanford	L	7-15		Riverside, Calif.	3/27/76	NW Nazarene	W	9-1		Boise, Idaho
3/25/75	UC Riverside	L	3-5		Riverside, Calif.	3/31/76	Gonzaga	W	12-6		Boise, Idaho
3/26/75	Arizona	W	3-1		Riverside, Calif.	4/1/76	Arizona State	L	3-13		Tempe, Ariz.
3/28/75	Santa Clara	W	5-4		Riverside, Calif.	4/2/76	Grand Canyon	L	0-2		Tempe, Ariz.
3/28/75	Southern Illinois	W	15-0		Riverside, Calif.	4/4/76	Nevada	W	5-2		Tempe, Ariz.
3/29/75	Southern Methodist	L	3-5		Riverside, Calif.	4/5/76	Oregon State	L	2-11		Tempe, Ariz.
3/31/75	Chapman College	L	0-2		Orange, Calif.	4/6/76	BYU	W	3-2		Provo, Utah
3/31/75	UCLA`	L	4-16		Pullman, Wash.	4/7/76	Boise State	W	8-4		Boise, Idaho
4/1/75	USC	L	1-5		Pullman, Wash.	4/7/76	Boise State	L	3-8		Boise, Idaho
4/5/75	Oregon State	W	7-0		Pullman, Wash.	4/7/76	NW Nazarene	W	7-6		Nampa, Idaho
4/6/75	Oregon State	L	3-11		Pullman, Wash.	4/10/76	Eastern	W	22-2		Cheney, Wash.
4/6/75	Oregon State	L	7-10		Pullman, Wash.	4/10/76	Eastern	W	13-5		Cheney, Wash.
4/8/75	Eastern Washington	W	2-1		Pullman, Wash.	4/14/76	Gonzaga	L	4-5		Spokane, Wash.
4/9/75	Whitworth	W	9-8		Pullman, Wash.	4/15/76	Idaho	W	18-2		Moscow, Idaho
4/12/75	Oregon	W	8-6		Eugene, Ore.	4/16/76	Oregon	W	4-1		Pullman, Wash.
4/13/75	Oregon	W	7-3		Eugene, Ore.	4/17/76	Oregon	W	5-1		Pullman, Wash.
4/13/75	Oregon	L	9-13		Eugene, Ore.	4/17/76	Oregon	W	8-4		Pullman, Wash.
4/18/75	Washington	W	9-4		Pullman, Wash.	4/18/76	Whitworth	W	11-0		Pullman, Wash.
4/20/75	Washington	W	4-3		Pullman, Wash.	4/24/76	Oregon State	L	0-4		Corvallis, Ore.
4/20/75	Washington	L	5-10		Pullman, Wash.	4/24/76	Oregon State	L	1-2		Corvallis, Ore.
4/22/75	Lewis-Clark State	W	11-2		Pullman, Wash.	4/25/76	Oregon, State	W	12-2		Corvallis, Ore.
4/25/75	Oregon	W	28-7		Pullman, Wash.	4/26/76	Idaho	W	12-1		Pullman, Wash.
4/26/75	Oregon	W	7-2		Pullman, Wash.	4/27/76	Gonzaga	L	1-4		Pullman, Wash.
4/26/75	Oregon	W	4-3		Pullman, Wash.	4/30/76	Washington	W	9-1		Seattle, Wash.
4/28/75	Gonzaga	L	5-6		Spokane, Wash.	5/1/76	Washington	W	11-5		Seattle, Wash.
5/3/75	Oregon State	W	11-8		Corvallis, Ore.	5/1/76	Washington	W	9-0		Seattle, Wash.
5/4/75	Oregon State	W	6-3		Corvallis, Ore.	5/4/76	Eastern	L	5-8		Pullman, Wash.
5/4/75	Oregon State	L	6-7		Corvallis, Ore.	5/7/76	Oregon State	W	1-0		Pullman, Wash.
5/9/75	Washington	W	10-8		Seattle, Wash.	5/8/76	Oregon State	W	13-3		Pullman, Wash.
5/10/75	Washington	W	7-1		Seattle, Wash.	5/8/76	Oregon State	W	3-2 (11)		Pullman, Wash.
5/10/75	Washington	W	7-2		Seattle, Wash.	5/14/76	Oregon	W	13-8		Eugene, Ore.
5/14/75	Oregon State	W	6-4		Pullman, Wash.	5/15/76	Oregon	W	7-2		Eugene, Ore.
5/17/75	USC @	L	6-19		Pullman, Wash.	5/15/76	Oregon	W	10-5		Eugene, Ore.
5/18/75	USC @	L	1-13		Pullman, Wash.	5/20/76	Lewis-Clark State	W	13-2		Pullman, Wash.
5/23/75	Arizona State #	L	2-18		Tempe, Ariz.	5/21/76	Washington	W	18-3		Pullman, Wash.
5/24/75	Northern Colorado #	W	7-2		Tempe, Ariz.	5/22/76	Washington	W	13-3		Pullman, Wash.
5/24/75	Puget Sound #	W	4-3		Tempe, Ariz.	5/22/76	Washington	W	19-3		Pullman, Wash.
5/25/75	Arizona State #	W	8-7		Tempe, Ariz.	5/28/76	Pepperdine #	W	8-2		Pullman, Wash.
5/25/75	Arizona State #	L	1-5		Tempe, Ariz.	5/29/76	Fullerton #	W	5-1		Pullman, Wash.

\*Ended in the bottom of the 7th due to forfeit  
@ Pacific-8 Conference Championship Series  
# NCAA Regional

6/2/76 Fullerton # L 1-13  
6/2/76 Fullerton # W 7-2  
6/12/76 Oklahoma \$ W 6-1  
6/13/76 Arizona State \$ L 3-9  
6/14/76 Maine \$ L 3-6  
# NCAA Regional  
\$ College World Series

1977 SEASON  
HEAD COACH: Bobo Brayton  
OVERALL: 39-17 CONFERENCE: 14-4

DATE	OPPONENT	W/L	SCORE	ATT	SITE
3/12/77	Idaho	W	12-1		Lewiston, Idaho
3/12/77	Idaho	W	9-1		Lewiston, Idaho
3/13/77	Idaho	W	6-1		Lewiston, Idaho
3/13/77	Idaho	W	3-1		Lewiston, Idaho
3/18/77	Whitworth	W	14-2		Lewiston, Idaho
3/19/77	Idaho	W	4-2		Lewiston, Idaho
3/19/77	Central Washington	L	3-5		Lewiston, Idaho
3/19/77	Puget Sound	W	9-4		Lewiston, Idaho
3/20/77	Washington	W	3-0		Lewiston, Idaho
3/20/77	Whitworth	W	15-1		Lewiston, Idaho
3/26/77	Nevada	W	6-0		Las Vegas, Nev.
3/28/77	Oral Roberts	W	11-6		Riverside, Calif.
3/28/77	UC Riverside	L	2-7		Riverside, Calif.
3/29/77	Missouri	L	8-12 (11)		Riverside, Calif.
3/30/77	Pittsburgh	W	22-2		Riverside, Calif.
3/31/77	California	W	8-3		Riverside, Calif.
4/1/77	UCLA	W	6-2		Riverside, Calif.
4/2/77	BYU	W	9-2		Riverside, Calif.
4/2/77	UC Riverside	W	4-2		Riverside, Calif.
4/4/77	Fresno State	W	4-2		Fresno, Calif.
4/5/77	Santa Clara	W	11-5		Santa Clara, Calif.
4/6/77	Sacramento State	W	2-1		Sacramento, Calif.
4/6/77	Sacramento State	L	1-2		Sacramento, Calif.
4/9/77	Oregon	W	5-4		Eugene, Ore.
4/9/77	Oregon	W	12-2		Eugene, Ore.
4/10/77	Oregon	W	22-8		Eugene, Ore.
4/12/77	Gonzaga	L	0-7		Spokane, Wash.
4/15/77	Oregon State	W	4-2		Pullman, Wash.
4/15/77	Oregon State	L	5-7		Pullman, Wash.
4/16/77	Oregon State	W	9-0		Pullman, Wash.
4/19/77	Idaho	W	18-1		Pullman, Wash.
4/22/77	Washington	W	9-3		Pullman, Wash.
4/23/77	Washington	W	6-5		Pullman, Wash.
4/23/77	Washington	W	7-1		Pullman, Wash.
4/26/77	Gonzaga	W	20-1		Pullman, Wash.
4/27/77	Lewis-Clark State	L	1-12		Pullman, Wash.
4/29/77	Oregon State	W	11-4		Corvallis, Wash.
4/30/77	Oregon State	L	3-4		Corvallis, Wash.
4/30/77	Oregon State	W	5-2		Corvallis, Wash.
5/3/77	EWSC	W	2-0		Pullman, Wash.
5/6/77	Oregon	W	2-1		Pullman, Wash.
5/7/77	Oregon	W	11-1		Pullman, Wash.
5/9/77	Seattle	W	2-1		Pullman, Wash.
5/10/77	Lewis-Clark State	L	4-6		Lewiston, Idaho
5/13/77	Washington	W	5-2		Seattle, Wash.
5/14/77	Washington	W	6-2		Seattle, Wash.
5/14/77	Washington	L	5-6		Seattle, Wash.
5/20/77	USC @	L	2-4		Los Angeles, Calif.
5/21/77	USC @	L	1-8		Los Angeles, Calif.
5/27/77	Portland State #	W	8-7		Mesa, Colo.
5/28/77	Arizona State #	L	7-11		Mesa, Colo.
5/29/77	Cal State Fullerton #	W	6-5		Mesa, Colo.
5/29/77	Arizona State #	L	2-3		Mesa, Colo.

@ Pacific-8 Conference Championship Series  
# NCAA Regional

1978 SEASON  
HEAD COACH: Bobo Brayton  
OVERALL: 41-17 CONFERENCE: 15-3

DATE	OPPONENT	W/L	SCORE	ATT	SITE
3/5/78	Idaho	W	3-1		Clarkston, Wash.
3/5/78	Idaho	W	9-6		Clarkston, Wash.
3/7/78	Lewis-Clark State	W	11-2		Lewiston, Idaho
3/11/78	Gonzaga	W	8-2		Clarkston, Wash.
3/11/78	Gonzaga	W	5-2		Clarkston, Wash.
3/12/78	Central Washington	W	13-0		Clarkston, Wash.
3/16/78	BYU	W	5-4		Lewiston, Idaho
3/17/78	Lewis-Clark State	L	8-9		Lewiston, Idaho
3/18/78	Central Washington	W	20-1		Lewiston, Idaho
3/18/78	BYU	W	5-0		Lewiston, Idaho
3/19/78	Central Washington	W	11-0		Lewiston, Idaho
3/19/78	Idaho	W	12-5		Lewiston, Idaho
3/25/78	Boise State	W	7-4		Boise, Idaho
3/25/78	Boise State	W	10-0		Boise, Idaho
3/27/78	Valdosta State	W	4-3		Riverside, Calif.
3/28/78	Stanford	W	6-3		Riverside, Calif.
3/29/78	California	L	8-14		Riverside, Calif.
3/30/78	Oral Roberts	L	4-12		Riverside, Calif.
3/30/78	Maine	W	3-0		Riverside, Calif.
3/31/78	Oregon State	L	0-2		Riverside, Calif.

4/1/78	UC Riverside	L	1-5		Riverside, Calif.
4/3/78	UCLA	L	5-15		Los Angeles, Calif.
4/3/78	UCLA	L	0-6		Los Angeles, Calif.
4/4/78	Fresno State	L	4-11		Fresno, Calif.
4/5/78	Sacramento State	W	9-8		Sacramento, Calif.
4/5/78	Sacramento State	W	6-1		Sacramento, Calif.
4/7/78	Oregon State	W	11-8		Corvallis, Ore.
4/8/78	Oregon State	L	1-2		Corvallis, Ore.
4/8/78	Oregon State	W	4-2		Corvallis, Ore.
4/11/78	Whitworth	W	16-2		Spokane, Wash.
4/12/78	Eastern Washington	W	9-2		Cheney, Wash.
4/14/78	Oregon	W	8-3		Pullman, Wash.
4/15/78	Oregon	L	3-4		Pullman, Wash.
4/15/78	Oregon	W	3-2		Pullman, Wash.
4/17/78	Eastern Washington	W	17-0		Pullman, Wash.
4/18/78	Gonzaga	L	1-3		Pullman, Wash.
4/21/78	Washington	W	5-3		Seattle, Wash.
4/23/78	Washington	W	9-4		Seattle, Wash.
4/23/78	Washington	W	20-2		Seattle, Wash.
4/26/78	Lewis-Clark State	L	5-8		Pullman, Wash.
4/28/78	Oregon	W	3-2		Eugene, Ore.
4/29/78	Oregon	W	5-3		Eugene, Ore.
4/29/78	Oregon	W	10-0		Eugene, Ore.
5/2/78	Gonzaga	W	7-5		Spokane, Wash.
5/3/78	Idaho	W	10-2		Pullman, Wash.
5/5/78	Oregon State	L	2-5		Pullman, Wash.
5/6/78	Oregon State	W	3-2		Pullman, Wash.
5/6/78	Oregon State	W	5-4		Pullman, Wash.
5/9/78	Lewis-Clark State	W	10-8		Lewiston, Idaho
5/12/78	Washington	W	8-4		Pullman, Wash.
5/13/78	Washington	W	13-2		Pullman, Wash.
5/13/78	Washington	W	22-5		Pullman, Wash.
5/20/78	USC @	L	2-3		Valley Center, Calif.
5/21/78	USC @	L	4-5		Valley Center, Calif.
5/23/78	UCLA @	W	7-6		Valley Center, Calif.
5/26/78	Gonzaga #	L	1-7		Omaha, Neb.
5/27/78	Arizona State #	L	8-14		Omaha, Neb.

@ Pacific-8 Conference Tournament  
# NCAA Regional

1979 SEASON  
HEAD COACH: Bobo Brayton  
OVERALL: 40-11 CONFERENCE: 12-3

DATE	OPPONENT	W/L	SCORE	ATT	SITE
3/2/79	Idaho	W	11-0		Lewiston, Idaho
3/2/79	Idaho	W	11-3		Lewiston, Idaho
3/3/79	Gonzaga	L	2-3		Lewiston, Idaho
3/5/79	Lewis-Clark State	L	0-5		Lewiston, Idaho
3/8/79	Idaho	W	8-4		Lewiston, Idaho
3/8/79	Boise State	W	13-3 (6)		Lewiston, Idaho
3/9/79	Washington	W	9-1		Lewiston, Idaho
3/9/79	Lewis-Clark State	W	8-1		Lewiston, Idaho
3/10/79	Portland	W	20-3		Lewiston, Idaho
3/11/79	Idaho	W	22-6		Lewiston, Idaho
3/16/79	Puget Sound	W	13-3		Lacrosse, Wash.
3/17/79	Boise State	W	8-5		Boise, Idaho
3/18/79	Boise State	W	7-2		Boise, Idaho
3/20/79	Pacific	W	5-2		Stockton, Calif.
3/21/79	Pepperdine	L	2-6		Fresno, Calif.
3/21/79	Wyoming	W	7-2		Fresno, Calif.
3/22/79	Oregon State	W	4-3		Fresno, Calif.
3/22/79	UNLV	W	4-1		Fresno, Calif.
3/23/79	Wyoming	L	2-4 (12)		Fresno, Calif.
3/23/79	Fresno State	L	2-7		Fresno, Calif.
3/24/79	Fresno State	W	6-4		Fresno, Calif.
3/25/79	Gonzaga	L	4-6		Spokane, Wash.
3/31/79	Eastern Washington	W	14-1		Pullman, Wash.
3/31/79	Eastern Washington	W	3-2 (8)		Pullman, Wash.
4/3/79	Idaho	W	11-3		Moscow, Wash.
4/7/79	Oregon State	W	3-2 (12)		Pullman, Wash.
4/7/79	Oregon State	W	8-1		Pullman, Wash.
4/8/79	Oregon State	W	8-5		Pullman, Wash.
4/11/79	Lewis-Clark State	W	7-6		Lewiston, Idaho
4/14/79	Oregon	W	5-3		Eugene, Ore.
4/18/79	Lewis-Clark State	W	7-4		Pullman, Wash.
4/19/79	Eastern Washington	W	11-0		Cheney, Wash.
4/20/79	Washington	W	6-1		Pullman, Wash.
4/21/79	Washington	W	2-0		Pullman, Wash.
4/21/79	Washington	W	5-1		Pullman, Wash.
4/25/79	Lewis-Clark State	W	11-7		Lewiston, Idaho
4/27/79	Oregon	L	4-12		Pullman, Wash.
4/27/79	Oregon	W	6-4		Pullman, Wash.
4/28/79	Oregon	W	3-0		Pullman, Wash.
4/28/79	Oregon	W	14-1		Pullman, Wash.
5/1/79	Gonzaga	W	19-11		Spokane, Wash.

5/2/79	Idaho	W	16-8
5/8/79	Lewis-Clark State	W	8-0
5/11/79	Washington	L	2-6
5/12/79	Washington	W	3-1
5/12/79	Washington	L	2-4
5/13/79	Washington	W	8-5
5/16/79	Arizona @	L	7-9
5/17/79	Arizona @	W	9-8
5/17/79	Arizona @	L	4-22

@ Pacific-10 Conference Championship Series

Moscow, Idaho
Pullman, Wash.
Seattle, Wash.
Seattle, Wash.
Seattle, Wash.
Tucson, Ariz.
Tucson, Ariz.
Tucson, Ariz.

1981 SEASON  
HEAD COACH: Bobo Brayton  
OVERALL: 27-25-1 CONFERENCE: 11-7

1980 SEASON  
HEAD COACH: Bobo Brayton  
OVERALL: 36-10-2 CONFERENCE: 11-3

DATE	OPPONENT	W/L	SCORE	ATT	SITE
3/2/80	Puget Sound	W	4-1		Lewiston, Idaho
3/2/80	Puget Sound	W	13-2		Lewiston, Idaho
3/4/80	Gonzaga	W	5-4		Lewiston, Idaho
3/7/80	Eastern Washington	W	6-5		Lewiston, Idaho
3/7/80	Eastern Washington	W	6-0		Lewiston, Idaho
3/8/80	Idaho	W	7-0		Lewiston, Idaho
3/8/80	Lewis-Clark State	W	5-0		Lewiston, Idaho
3/9/80	Lewis-Clark State	W	5-2		Lewiston, Idaho
3/13/80	Puget Sound	W	9-1		Lewiston, Idaho
3/14/80	Willamette	W	13-0		Lewiston, Idaho
3/15/80	Eastern Washington	W	8-2		Lewiston, Idaho
3/15/80	Southern Oregon	W	13-2		Lewiston, Idaho
3/16/80	Washington	W	11-4		Lewiston, Idaho
3/16/80	Lewis-Clark State	W	9-7		Lewiston, Idaho
3/22/80	BYU	W	10-7 (10)		Provo, Utah
3/22/80	BYU	W	5-2		Provo, Utah
3/27/80	Eastern Washington	W	13-1		Cheney, Wash.
3/27/80	Eastern Washington	W	8-4		Cheney, Wash.
3/28/80	Gonzaga	L	2-7		Spokane, Wash.
3/29/80	Utah	W	6-2		Boise, Idaho
3/30/80	Boise State	L	9-10		Boise, Idaho
3/30/80	Boise State	W	11-5		Boise, Idaho
4/1/80	Gonzaga	W	12-2		Moscow, Idaho
4/5/80	Oregon	*	0-0		Eugene, Ore.
4/5/80	Oregon	*	0-0		Eugene, Ore.
4/5/80	Oregon	*	0-0		Eugene, Ore.
4/7/80	Arizona State	L	3-5		Phoenix, Ariz.
4/8/80	Arizona	L	7-11		Phoenix, Ariz.
4/9/80	Northern Arizona	W	13-8		Tempe, Ariz.
4/9/80	Northern Arizona	W	19-1		Tempe, Ariz.
4/10/80	Grand Canyon	T	10-10		Phoenix, Ariz.
4/12/80	Oregon State	W	8-7 (8)		Pullman, Wash.
4/12/80	Oregon State	W	7-4		Pullman, Wash.
4/13/80	Oregon State	W	7-5		Pullman, Wash.
4/16/80	Idaho	T	13-13		Pullman, Wash.
4/18/80	Washington	W	5-1		Seattle, Wash.
4/21/80	Lewis-Clark State	W	15-3		Lewiston, Idaho
4/25/80	Oregon State	W	9-3		Corvallis, Ore.
4/26/80	Oregon State	W	9-3		Corvallis, Ore.
4/26/80	Oregon State	L	11-12		Corvallis, Ore.
5/2/80	Oregon	W	11-3		Pullman, Wash.
5/2/80	Oregon	W	20-2		Pullman, Wash.
5/3/80	Oregon	W	2-1		Pullman, Wash.
5/6/80	Oregon	W	6-5		Pullman, Wash.
5/6/80	Lewis-Clark State	W	12-9		Pullman, Wash.
5/9/80	Washington	L	0-8		Pullman, Wash.
5/10/80	Washington	L	4-5		Pullman, Wash.
5/10/80	Washington	W	12-2		Pullman, Wash.
5/13/80	California @	L	0-6		Berkeley, Calif.
5/14/80	California @	L	1-3		Berkeley, Calif.

@ Pacific-10 Conference Championship Series

DATE	OPPONENT	W/L	SCORE	ATT	SITE
2/19/81	BYU	W	14-5		Lewiston, Idaho
2/20/81	Gonzaga	W	7-6		Lewiston, Idaho
2/20/81	Lewis-Clark State	W	14-7		Lewiston, Idaho
2/21/81	BYU	W	11-4		Lewiston, Idaho
2/21/81	Gonzaga	W	14-6		Lewiston, Idaho
2/22/81	Lewis-Clark State	L	11-12		Lewiston, Idaho
3/6/81	Hawaii	L	3-4		Honolulu, Hawaii
3/6/81	Hawaii	L	2-8		Honolulu, Hawaii
3/7/81	Hawaii	L	1-6		Honolulu, Hawaii
3/7/81	Hawaii	L	6-8		Honolulu, Hawaii
3/8/81	Hawaii	L	7-8		Honolulu, Hawaii
3/13/81	Oregon State	W	12-9		Lewiston, Idaho
3/13/81	Eastern Washington	W	9-3		Lewiston, Idaho
3/14/81	Gonzaga	L	6-12		Lewiston, Idaho
3/14/81	Washington	W	10-9		Lewiston, Idaho
3/15/81	Washington	W	21-7		Lewiston, Idaho
3/20/81	Gonzaga	L	6-7		Spokane, Wash.
3/22/81	St. Mary's	W	8-4		Moraga, Calif.
3/22/81	St. Mary's	T	5-5		Moraga, Calif.
3/23/81	St. Mary's	W	8-6		Moraga, Calif.
3/24/81	Stanislaus State	L	2-3 (13)		Turlock, Calif.
3/25/81	BYU	L	0-8		Fresno, Calif.
3/25/81	BYU	L	5-6		Fresno, Calif.
3/26/81	Fresno State	L	8-11		Fresno, Calif.
3/27/81	UC Santa Barbara	L	5-7		Fresno, Calif.
3/28/81	Oregon State	L	4-6		Fresno, Calif.
3/28/81	Fresno State	L	3-15		Fresno, Calif.
3/29/81	Nevada	L	12-14		Reno, Nev.
4/2/81	Gonzaga	L	0-5		Pullman, Wash.
4/3/81	Oregon	W	18-7		Pullman, Wash.
4/4/81	Oregon	W	7-4		Pullman, Wash.
4/4/81	Oregon	*	4-4		Pullman, Wash.
4/7/81	Whitworth	W	8-2		Pullman, Wash.
4/10/81	Oregon State	W	6-3		Corvallis, Ore.
4/10/81	Oregon State	L	2-6		Corvallis, Ore.
4/14/81	Pacific Lutheran	W	21-2		Pullman, Wash.
4/15/81	Lewis-Clark State	L	3-4		Lewiston, Idaho
4/17/81	Washington	W	2-1		Pullman, Wash.
4/18/81	Washington	L	1-2		Pullman, Wash.
4/18/81	Washington	~	10-4		Pullman, Wash.
4/20/81	Eastern Washington	W	6-0		Cheney, Wash.
4/24/81	Oregon State	L	0-12		Pullman, Wash.
4/24/81	Oregon State	L	8-9		Pullman, Wash.
4/25/81	Oregon State	W	12-3		Pullman, Wash.
4/25/81	Oregon State	W	8-2		Pullman, Wash.
4/27/81	Lewis-Clark State	W	5-2		Pullman, Wash.
4/29/81	Gonzaga	W	6-3		Spokane, Wash.
5/1/81	Oregon	W	6-5 (10)		Eugene, Ore.
5/1/81	Oregon	W	13-5		Eugene, Ore.
5/2/81	Oregon	W	10-5		Eugene, Ore.
5/8/81	Washington	W	12-6		Seattle, Wash.
5/8/81	Washington	L	4-5		Seattle, Wash.
5/9/81	Washington	L	0-2		Seattle, Wash.
5/9/81	Washington	L	3-4		Seattle, Wash.

\*Game suspended due to darkness, continued on 5/1  
~ Game suspended due to darkness, continued on 5/8



# WASHINGTON STATE BASEBALL

## YEAR-BY-YEAR RESULTS

1982 SEASON  
HEAD COACH: Bobo Brayton  
OVERALL: 34-16 CONFERENCE: 16-8

DATE	OPPONENT	W/L	SCORE	ATT	SITE
2/26/82	Utah	W	19-3		Lewiston, Idaho
2/27/82	Gonzaga	W	14-5		Lewiston, Idaho
2/27/82	Lewis-Clark State	W	3-2		Lewiston, Idaho
2/28/82	Utah	W	13-3		Lewiston, Idaho
2/28/82	Gonzaga	W	10-9		Lewiston, Idaho
3/1/82	Lewis-Clark State	L	3-11		Lewiston, Idaho
3/5/82	Eastern Washington	W	15-7		Lewiston, Idaho
3/6/82	Lewis-Clark State	L	2-9		Lewiston, Idaho
3/6/82	Eastern Washington	W	11-5		Lewiston, Idaho
3/7/82	Oregon State	W	13-9		Lewiston, Idaho
3/7/82	Eastern Washington	W	13-4		Lewiston, Idaho
3/8/82	Lewis-Clark State	w	5-0		Lewiston, Idaho
3/12/82	BYU	L	8-9		Provo, Utah
3/12/82	BYU	W	6-5		Provo, Utah
3/13/82	BYU	L	5-11		Provo, Utah
3/13/82	BYU	L	9-10		Provo, Utah
3/14/82	Utah	W	5-3		Salt Lake City, Utah
3/21/82	Chico State	W	6-4		Chico, Calif.
3/21/82	Willamette	W	13-2		Chico, Calif.
3/22/82	Utah	W	13-3		Reno, Nev.
3/23/82	Nevada	W	9-6		Reno, Nev.
4/3/82	Gonzaga	W	9-8		Spokane, Wash.
4/5/82	Gonzaga	W	7-0		Pullman, Wash.
4/7/82	Pacific Lutheran	W	21-1		Tacoma, Wash.
4/9/82	Portland	W	6-2		Portland, Ore.
4/9/82	Portland	W	6-5		Portland, Ore.
4/10/82	Washington	W	4-0		Seattle, Wash.
4/10/82	Washington	L	9-12		Seattle, Wash.
4/15/82	Lewis-Clark State	W	4-1		Pullman, Wash.
4/17/82	Oregon State	W	4-3		Pullman, Wash.
4/17/82	Oregon State	L	12-13		Pullman, Wash.
4/18/82	Portland State	W	8-2		Pullman, Wash.
4/18/82	Portland State	L	2-3		Pullman, Wash.
4/22/82	Gonzaga	L	4-5		Spokane, Wash.
4/24/82	Eastern Washington	W	8-5		Pullman, Wash.
4/24/82	Eastern Washington	L	4-6		Pullman, Wash.
4/29/82	Gonzaga	L	2-3		Pullman, Wash.
4/30/82	Lewis-Clark State	L	4-8		Lewiston, Wash.
5/1/82	Lewis-Clark State	L	8-18		Pullman, Wash.
5/2/82	Eastern Washington	W	2-0		Cheney, Wash.
5/2/82	Eastern Washington	W	7-2		Cheney, Wash.
5/4/82	Central Washington	L	3-5		Richland, Wash.
5/7/82	Portland State	W	8-3		Portland, Ore.
5/7/82	Portland State	W	2-0		Portland, Ore.
5/8/82	Oregon State	L	5-11		Corvallis, Ore.
5/8/82	Oregon State	L	6-7 (10)		Corvallis, Ore.
5/14/82	Washington	W	10-6		Pullman, Wash.
5/14/82	Washington	W	10-2		Pullman, Wash.
5/15/82	Portland	W	7-2		Pullman, Wash.
5/15/82	Portland	W	11-1		Pullman, Wash.

1983 SEASON  
HEAD COACH: Bobo Brayton  
OVERALL: 40-16-1 CONFERENCE: 16-8

DATE	OPPONENT	W/L	SCORE	ATT	SITE
2/25/83	Lewis-Clark State	W	10-7		Lewiston, Idaho
2/27/83	Eastern Oregon	W	10-2		Bend, Ore.
2/27/83	Huron College	W	25-0		Bend, Ore.
3/12/83	Oregon State	W	8-6		Lewiston, Idaho
3/12/83	Lewis-Clark State (10)	L	16-17		Lewiston, Idaho
3/13/83	Oregon State	W	12-0		Lewiston, Idaho
3/14/83	Lewis-Clark State	L	10-11		Lewiston, Idaho
3/18/83	Fresno State	W	7-5		Fresno, Calif.
3/19/83	Fresno State	L	5-6		Fresno, Calif.
3/21/83	Santa Clara	W	9-5		Riverside, Calif.
3/22/83	California	W	11-4		Riverside, Calif.
3/23/83	BYU (10)	L	4-5		Riverside, Calif.
3/24/83	Oral Roberts	W	4-3		Riverside, Calif.
3/24/83	Northwestern	W	8-6		Riverside, Calif.
3/25/83	St. John's	W	11-2		Riverside, Calif.
3/26/83	UC Riverside	W	3-2		Riverside, Calif.
3/26/83	Santa Clara	W	5-1		Riverside, Calif.
4/2/83	Eastern Washington	W	8-6		Portland, Ore.
4/3/83	Portland	T	7-7		Portland, Ore.
4/3/83	Gonzaga	L	5-12		Portland, Ore.
4/4/83	Oregon Tech	W	7-4		Bend, Ore.
4/5/83	Pacific Lutheran	L	3-4		Tacoma, Wash.
4/6/83	Puget Sound	W	8-2		Tacoma, Wash.
4/8/83	Lewis-Clark State	L	3-8		Lewiston, Idaho
4/9/83	Central Washington	W	11-6		Pullman, Wash.

4/10/83	Central Washington*	W	1-2		Pullman, Wash.
4/10/83	Central Washington	W	11-6		Pullman, Wash.
4/13/83	Eastern Oregon	W	4-3 (8)		Bend, Ore.
4/13/83	Eastern Oregon	W	16-0		Bend, Ore.
4/16/83	Oregon State	W	6-3		Pullman, Wash.
4/16/83	Oregon State	W	6-5		Pullman, Wash.
4/17/83	Portland State	W	3-1		Pullman, Wash.
4/17/83	Portland State	W	12-7		Pullman, Wash.
4/20/83	Lewis-Clark State	W	10-2		Pullman, Wash.
4/23/83	Portland	W	7-0		Portland, Wash.
4/23/83	Portland	W	7-6		Portland, Wash.
4/24/83	Washington	L	9-15		Seattle, Wash.
4/24/83	Washington	W	11-1		Seattle, Wash.
4/30/83	Gonzaga	W	12-5		Pullman, Wash.
4/30/83	Gonzaga	W	6-2		Pullman, Wash.
5/1/83	Eastern Washington	L	9-11		Pullman, Wash.
5/1/83	Eastern Washington	W	14-9		Pullman, Wash.
5/3/83	Lewis-Clark State	L	11-13		Lewiston, Idaho
5/6/83	Eastern Washington	W	4-3		Cheney, Wash.
5/6/83	Eastern Washington	W	15-4		Cheney, Wash.
5/7/83	Gonzaga	W	5-3		Spokane, Wash.
5/7/83	Gonzaga	W	10-3		Spokane, Wash.
5/10/83	Whitman	W	13-6		Pullman, Wash.
5/14/83	Washington	W	9-1		Pullman, Wash.
5/14/83	Washington	L	5-9		Pullman, Wash.
5/15/83	Portland	L	2-4		Pullman, Wash.
5/15/83	Portland	W	9-2		Pullman, Wash.
5/17/83	Lewis-Clark State	W	15-7		Pullman, Wash.
5/20/83	Portland State	L	3-14		Portland, Ore.
5/20/83	Portland State	L	3-6		Portland, Ore.
5/21/83	Oregon State	L	1-2 (8)		Corvallis, Ore.
5/21/83	Oregon State	L	5-14		Corvallis, Ore.

\*later forfeited to WSU, ineligible player. Score recorded as 7-0. No pitcher of record.

1984 SEASON  
HEAD COACH: Bobo Brayton  
OVERALL: 41-20 CONFERENCE: 15-6

DATE	OPPONENT	W/L	SCORE	ATT	SITE
2/29/84	Lewis-Clark State	L	3-12		Lewiston, Idaho
3/3/84	Washington	W	5-4		Richland, Wash.
3/4/84	Washington	W	4-0		Richland, Wash.
3/4/84	Washington	W	3-2		Richland, Wash.
3/7/84	Gonzaga	W	6-5		Spokane, Wash.
3/9/84	Lewis-Clark State	L	10-11		Lewiston, Idaho
3/10/84	Eastern Washington	W	4-3		Lewiston, Idaho
3/11/84	Eastern Washington	L	7-11		Lewiston, Idaho
3/12/84	Lewis-Clark State	L	6-9		Lewiston, Idaho
3/16/84	Seattle	W	14-2		Lewiston, Idaho
3/17/84	Central Washington	W	11-0		Lewiston, Idaho
3/17/84	Portland State	L	1-4		Lewiston, Idaho
3/18/84	Eastern Oregon	W	14-2		Lewiston, Idaho
3/22/84	Oregon Tech	W	25-0		Lewiston, Idaho
3/24/84	UC Irvine	L	6-7		Irvine, Calif.
3/26/84	San Diego State	W	5-4		Riverside, Calif.
3/27/84	Fullerton State	W	7-2		Riverside, Calif.
3/28/84	Oral Roberts	W	9-0		Riverside, Calif.
3/28/84	UC Riverside	W	5-3		Riverside, Calif.
3/30/84	BYU	W	6-4		Riverside, Calif.
3/30/84	Seton Hall	L	9-10		Riverside, Calif.
3/31/84	Oregon State	W	8-7		Riverside, Calif.
3/31/84	San Diego State	L	0-12		Riverside, Calif.
4/3/84	Eastern Washington	L	3-5		Cheney, Wash.
4/4/84	Central Washington	W	8-5		Ellensburg, Wash.
4/4/84	Central Washington	W	7-0		Ellensburg, Wash.
4/5/84	Pacific Lutheran	W	10-4		Tacoma, Wash.
4/8/84	Portland State	L	2-4		Portland, Ore.
4/11/84	Eastern Washington	W	10-3		Pullman, Wash.
4/12/84	Lewis-Clark State	L	7-8		Pullman, Wash.
4/14/84	Portland	W	8-6		Pullman, Wash.
4/14/84	Portland	W	11-0		Pullman, Wash.
4/15/84	Oregon State	W	5-2		Pullman, Wash.
4/15/84	Oregon State	L	5-11		Pullman, Wash.
4/17/84	Whitworth	W	8-0		Pullman, Wash.
4/21/84	Eastern Oregon	W	6-4		Pullman, Wash.
4/22/84	Gonzaga	W	4-1		Pullman, Wash.
4/22/84	Gonzaga	W	3-2		Pullman, Wash.
4/23/84	Eastern Washington	L	5-6		Cheney, Wash.
4/26/84	Eastern Washington	W	6-5		Pullman, Wash.
4/28/84	Gonzaga	W	5-2		Spokane, Wash.
4/28/84	Gonzaga	W	14-9		Spokane, Wash.
4/29/84	Central Washington	W	9-6		Pullman, Wash.
5/1/84	Hawaii-Pacific	W	13-2		Pullman, Wash.
5/2/84	Lewis-Clark State	L	6-7		Lewiston, Idaho
5/4/84	Oregon State	W	2-1		Corvallis, Ore.
5/4/84	Oregon State	L	2-7		Corvallis, Ore.

5/5/84	Portland	W	5-2	Portland, Ore.
5/5/84	Portland	W	12-6	Portland, Ore.
5/9/84	Lewis-Clark State	W	9-5	Pullman, Wash.
5/11/84	Washington	W	13-4	Pullman, Wash.
5/11/84	Washington	W	3-2	Pullman, Wash.
5/13/84	Portland State	W	3-1	Pullman, Wash.
5/13/84	Portland State	L	5-9	Pullman, Wash.
5/16/84	Lewis-Clark State	L	6-7	Pullman, Wash.
5/18/84	Eastern Washington	W	3-2	Portland, Ore.
5/20/84	Oregon State	W	7-4	Portland, Ore.
5/21/84	Oregon State	W	7-2	Portland, Ore.
5/23/84	Lewis-Clark State	L	6-8	Lewiston, Idaho
5/25/84	Arizona State #	L	4-8	Tempe, Ariz.
5/26/84	Stanford #	L	1-3	Tempe, Ariz.

# NCAA Regional

1986 SEASON  
HEAD COACH: Bobo Brayton  
OVERALL: 35-24 CONFERENCE: 11-12

DATE	OPPONENT	W/L	SCORE	ATT	SITE
2/27/1986	Texas Tech	W	9-3		Las Vegas, Nev.
2/28/1986	Lewis-Clark State	L	9-14		Las Vegas, Nev.
2/28/1986	UNLV	L	11-14		Las Vegas, Nev.
3/1/1986	Lewis-Clark State	W	6-5		Las Vegas, Nev.
3/2/1986	UNLV	W	15-10		Las Vegas, Nev.
3/9/1986	San Diego State	W	3-2		San Diego, Calif.
3/11/1986	Pepperdine	W	5-4		Malibu, Calif.
3/14/1986	UC Santa Barbara	W	7-3		Santa Barbara, Calif.
3/14/1986	UC Santa Barbara	L	4-14		Santa Barbara, Calif.
3/14/1986	UC Santa Barbara	L	1-3		Santa Barbara, Calif.
3/17/1986	Fresno State	W	4-2		Fresno, Calif.
3/18/1986	San Diego State	W	12-4		Fresno, Calif.
3/19/1986	Nebraska	W	8-7		Fresno, Calif.
3/20/1986	Stetson	W	12-1		Fresno, Calif.
3/21/1986	Cal State Fullerton	L	2-3		Fresno, Calif.
3/22/1986	San Diego State	L	2-3		Fresno, Calif.
3/28/1986	Pacific Lutheran	W	16-2		Pullman, Wash.
3/29/1986	Pacific Lutheran	W	2-1		Pullman, Wash.
3/29/1986	Pacific Lutheran	W	9-1		Pullman, Wash.
4/2/1986	Whitworth	W	16-5		Spokane, Wash.
4/5/1986	Portland State	W	11-1		Pullman, Wash.
4/5/1986	Portland State	L	4-5		Pullman, Wash.
4/6/1986	Oregon State	L	6-13		Pullman, Wash.
4/6/1986	Oregon State	W	7-6		Pullman, Wash.
4/8/1986	Lewis-Clark State	L	3-7		Lewiston, Idaho
4/10/1986	Eastern Oregon State	W	7-5		Pullman, Wash.
4/10/1986	Eastern Oregon State	W	19-5		Pullman, Wash.
4/12/1986	Washington	L	1-11		Seattle, Wash.
4/12/1986	Washington	L	5-8		Seattle, Wash.
4/13/1986	Portland	W	5-2		Portland, Ore.
4/13/1986	Portland	L	4-6		Portland, Ore.
4/15/1986	Lewis-Clark State	L	11-12		Lewiston, Idaho
4/16/1986	Whitman	W	20-1		Pullman, Wash.
4/17/1986	Central Washington	W	21-9		Ellensburg, Wash.
4/19/1986	Portland	W	12-6		Pullman, Wash.
4/19/1986	Portland	L	7-10		Pullman, Wash.
4/20/1986	Washington	W	14-1		Pullman, Wash.
4/20/1986	Washington	L	6-8		Pullman, Wash.
4/23/1986	Central Washington	W	15-9		Pullman, Wash.
4/24/1986	Whitworth	W	7-2		Pullman, Wash.
4/26/1986	Oregon State	W	4-3		Corvallis, Wash.
4/27/1986	Portland State	W	9-3		Portland, Ore.
4/27/1986	Portland State	W	0-7		Portland, Ore.
4/30/1986	Lewis-Clark State	L	8-18		Pullman, Wash.
5/2/1986	Eastern Washington	W	12-6		Pullman, Wash.
5/2/1986	Eastern Washington	W	13-10		Pullman, Wash.
5/4/1986	Gonzaga	L	2-12		Spokane, Wash.
5/4/1986	Gonzaga	L	5-10		Spokane, Wash.
5/6/1986	Lewis-Clark State	L	2-10		Pullman, Wash.
5/7/1986	Lewis-Clark State	W	6-5		Pullman, Wash.
5/9/1986	Gonzaga	L	5-9		Pullman, Wash.
5/9/1986	Gonzaga	W	4-3		Pullman, Wash.
5/12/1986	Eastern Washington	L	3-4		Cheney, Wash.
5/12/1986	Eastern Washington	L	2-6		Cheney, Wash.
5/13/1986	Lewis-Clark State	W	10-6		Lewiston, Idaho
5/15/1986	Portland State	L	7-14		Spokane, Wash.
5/15/1986	Washington	W	6-5		Spokane, Wash.
5/17/1986	Gonzaga	W	17-7		Spokane, Wash.
5/17/1986	Oregon State	L	4-11		Spokane, Wash.

1985 SEASON  
HEAD COACH: Bobo Brayton  
OVERALL: 45-22 CONFERENCE: 16-8

DATE	OPPONENT	W/L	SCORE	ATT	SITE
2/22/1985	BYU	W	18-7		Las Vegas, Nev.
2/22/1985	UNLV	W	10-3		Las Vegas, Nev.
2/23/1985	BYU	W	8-3		Las Vegas, Nev.
2/23/1985	Lewis-Clark State	W	5-4		Las Vegas, Nev.
2/24/1985	Lewis-Clark State	L	6-2		Las Vegas, Nev.
2/24/1985	UNLV	L	3-7		Las Vegas, Nev.
2/25/1985	Santa Clara	L	3-10		Santa Clara, Calif.
2/26/1985	San Jose State	L	0-3		San Jose, Calif.
3/2/1985	Central Washington	W	9-3		Richland, Wash.
3/3/1985	Central Washington	W	3-2		Richland, Wash.
3/3/1985	Central Washington	W	6-4		Richland, Wash.
3/8/1985	Hawaii	L	3-4		Honolulu, Hawaii
3/9/1985	Hawaii	L	1-7		Honolulu, Hawaii
3/9/1985	Hawaii	L	3-8		Honolulu, Hawaii
3/10/1985	Hawaii	W	7-2		Honolulu, Hawaii
3/11/1985	Hawaii Pacific	L	0-2		Honolulu, Hawaii
3/11/1985	Hawaii Pacific	W	14-2		Honolulu, Hawaii
3/12/1985	Hawaii Pacific	W	4-2		Honolulu, Hawaii
3/13/1985	Hawaii Hilo	W	4-1		Hilo, Hawaii
3/13/1985	Hawaii Hilo	L	3-4		Hilo, Hawaii
3/14/1985	Rockford College (Ill.)	W	5-0		Hilo, Hawaii
3/14/1985	Rockford College (Ill.)	W	15-0		Hilo, Hawaii
3/19/1985	Central Washington	W	10-3		Yakima, Wash.
3/19/1985	Central Washington	W	10-1		Yakima, Wash.
3/22/1985	Gonzaga	L	1-6		Lewiston, Idaho
3/22/1985	Gonzaga	W	10-6		Lewiston, Idaho
3/27/1985	Whitman	W	11-2		Walla Walla, Wash.
3/27/1985	Whitman	W	10-1		Walla Walla, Wash.
3/31/1985	Gonzaga	W	10-5		Spokane, Wash.
4/1/1985	Gonzaga	L	6-8		Pullman, Wash.
4/3/1985	Whitworth	W	14-2		Spokane, Wash.
4/5/1985	Washington	W	3-2		Seattle, Wash.
4/5/1985	Washington	L	0-10		Seattle, Wash.
4/6/1985	Portland State	L	0-5		Portland, Ore.
4/6/1985	Portland State	W	13-7		Portland, Ore.
4/10/1985	Eastern Oregon	L	5-6		LaGrande, Ore.
4/10/1985	Eastern Oregon	W	6-2		LaGrande, Ore.
4/13/1985	Oregon State	W	8-7		Pullman, Wash.
4/13/1985	Oregon State	L	8-9		Pullman, Wash.
4/14/1985	Portland	W	7-3		Pullman, Wash.
4/14/1985	Portland	W	7-6		Pullman, Wash.
4/16/1985	Lewis-Clark State	W	6-2		Lewiston, Idaho
4/18/1985	Gonzaga	W	9-4		Pullman, Wash.
4/20/1985	Eastern Washington	L	0-2		Cheney, Wash.
4/20/1985	Eastern Washington	W	7-6		Cheney, Wash.
4/21/1985	Chico State	W	4-2		Pullman, Wash.
4/21/1985	Chico State	W	8-0		Pullman, Wash.
4/23/1985	Central Washington	L	3-5		Pullman, Wash.
4/23/1985	Central Washington	W	16-0		Pullman, Wash.
4/25/1985	Gonzaga	L	1-7		Spokane, Wash.
4/27/1985	Lewis-Clark State	L	8-10		Pullman, Wash.
4/28/1985	Eastern Washington	W	5-0		Pullman, Wash.
4/28/1985	Eastern Washington	W	6-2		Pullman, Wash.
5/1/1985	Whitworth	W	10-4		Pullman, Wash.
5/3/1985	Portland	W	10-5		Portland, Ore.
5/3/1985	Portland	W	5-4		Portland, Ore.
5/4/1985	Oregon State	L	1-12		Corvallis, Ore.
5/4/1985	Oregon State	W	8-4		Corvallis, Ore.
5/7/1985	Lewis-Clark State	W	18-7		Pullman, Wash.
5/10/1985	Portland State	W	15-3		Pullman, Wash.
5/10/1985	Portland State	W	11-9		Pullman, Wash.
5/11/1985	Washington	L	1-8		Pullman, Wash.
5/11/1985	Washington	W	7-6		Pullman, Wash.
5/17/1985	Oregon State	L	7-8		Pullman, Wash.
5/18/1985	Portland State	W	15-9		Pullman, Wash.
5/19/1985	Washington	W	3-1		Pullman, Wash.
5/19/1985	Oregon State	L	2-4		Pullman, Wash.

1987 SEASON  
 HEAD COACH: Bobo Brayton  
 OVERALL: 44-19 CONFERENCE: 18-16

1988 SEASON  
 HEAD COACH: Bobo Brayton  
 OVERALL: 52-14 CONFERENCE: 18-4

DATE	OPPONENT	W/L	SCORE	ATT	SITE
2/23/1987	Lewis-Clark State	L	6-9		Lewiston, Idaho
2/28/1987	College of Idaho	W	7-4		La Grande, Ore.
3/1/1987	Gonzaga	W	16-0		La Grande, Ore.
3/1/1987	Eastern Oregon	W	14-0		La Grande, Ore.
3/4/1987	Lewis-Clark State	W	9-3		Lewiston, Idaho
3/7/1987	Texas	L	7-11		Austin, Texas
3/7/1987	Texas	L	2-3		Austin, Texas
3/8/1987	Texas	W	5-2		Austin, Texas
3/9/1987	Texas A&M	L	3-4		College Station, Texas
3/10/1987	Baylor	L	1-15		Waco, Texas
3/11/1987	Baylor	L	8-14		Waco, Texas
3/13/1987	Oklahoma State	L	4-5		Shreveport, La.
3/14/1987	North Carolina	W	7-6		Shreveport, La.
3/15/1987	Maine	W	8-1		Shreveport, La.
3/16/1987	Arkansas	W	11-5		Fayetteville, Ark.
3/18/1987	Oral Roberts	W	14-13		Tulsa, Okla.
3/19/1987	Oklahoma State	L	1-9		Stillwater, Okla.
3/20/1987	Oklahoma	W	16-14		Norman, Okla.
3/21/1987	Oklahoma	W	5-4		Norman, Okla.
3/30/1987	Eastern Washington	W	11-3		Pullman, Wash.
3/31/1987	Eastern Washington	W	18-3		Cheney, Wash.
4/2/1987	Central Washington	W	8-1		Pullman, Wash.
4/2/1987	Central Washington	W	9-0		Pullman, Wash.
4/4/1987	Portland	L	5-6		Portland, Ore.
4/4/1987	Portland	W	10-6		Portland, Ore.
4/5/1987	Washington	W	7-1		Seattle, Wash.
4/5/1987	Washington	W	6-2		Seattle, Wash.
4/7/1987	Lewis-Clark State	L	10-13		Lewiston, Idaho
4/9/1987	Eastern Oregon	W	7-2		Pullman, Wash.
4/11/1987	Portland State	W	3-0		Pullman, Wash.
4/11/1987	Portland State	L	7-9		Pullman, Wash.
4/12/1987	Oregon State	W	22-3		Pullman, Wash.
4/12/1987	Oregon State	W	10-3		Pullman, Wash.
4/16/1987	Whitworth	W	12-4		Pullman, Wash.
4/18/1987	Oregon State	L	3-6		Corvallis, Ore.
4/18/1987	Oregon State	W	10-6		Corvallis, Ore.
4/20/1987	Portland State	W	2-1		Portland, Ore.
4/20/1987	Portland State	W	19-5		Portland, Ore.
4/21/1987	Whitworth	W	16-5		Pullman, Wash.
4/23/1987	Central Washington	W	7-1		Ellensburg, Wash.
4/23/1987	Central Washington	W	22-3		Ellensburg, Wash.
4/25/1987	Washington	W	8-1		Pullman, Wash.
4/25/1987	Washington	W	7-3		Pullman, Wash.
4/26/1987	Portland	W	11-2		Pullman, Wash.
4/26/1987	Portland	L	5-6		Pullman, Wash.
4/28/1987	Whitworth	W	23-5		Spokane, Wash.
4/29/1987	Eastern Washington	W	8-1		Pullman, Wash.
5/1/1987	Gonzaga	L	2-5		Spokane, Wash.
5/1/1987	Gonzaga	L	7-10		Spokane, Wash.
5/3/1987	Lewis-Clark State	L	9-19		Pullman, Wash.
5/5/1987	Eastern Washington	W	10-7		Cheney, Wash.
5/7/1987	Gonzaga	W	8-7		Pullman, Wash.
5/7/1987	Gonzaga	W	13-7		Pullman, Wash.
5/8/1987	Lewis-Clark State	L	10-13		Pullman, Wash.
5/11/1987	Lewis-Clark State	W	7-5		Lewiston, Idaho
5/13/1987	Gonzaga	W	10-4		Spokane, Wash.
5/14/1987	Oregon State	W	3-2		Spokane, Wash.
5/15/1987	Washington	W	9-0		Spokane, Wash.
5/16/1987	Washington	W	8-5		Spokane, Wash.
5/22/1987	Oral Roberts #	W	10-5		Palo Alto, Calif.
5/23/1987	Wichita State #	W	4-3		Palo Alto, Calif.
5/24/1987	Stanford #	L	11-12		Palo Alto, Calif.
5/24/1987	Oral Roberts #	L	13-14		Palo Alto, Calif.

# NCAA Regional

DATE	OPPONENT	W/L	SCORE	ATT	SITE
2/27/1988	Central Washington	W	10-0		Pullman, Wash.
2/28/1988	Central Washington	W	8-6		Pullman, Wash.
2/28/1988	Central Washington	W	14-2		Pullman, Wash.
3/4/1988	Eastern Washington	W	7-1		Lewiston, Idaho
3/4/1988	Portland State	W	17-10		Lewiston, Idaho
3/6/1988	Lewis-Clark State	W	5-3		Lewiston, Idaho
3/6/1988	Lewis-Clark State	W	9-5		Lewiston, Idaho
3/9/1988	U.S. International	W	6-2		San Diego, Calif.
3/9/1988	San Diego State	W	4-1		San Diego, Calif.
3/10/1988	San Diego State	L	1-7		San Diego, Calif.
3/11/1988	Cal State Fullerton	L	1-7		Fullerton, Calif.
3/12/1988	Cal State Fullerton	W	7-6		Fullerton, Calif.
3/14/1988	BYU	L	3-4		Fresno, Calif.
3/15/1988	Long Beach State	W	15-3		Fresno, Calif.
3/16/1988	Clemson	W	6-5		Fresno, Calif.
3/17/1988	George Washington	W	12-8		Fresno, Calif.
3/18/1988	Texas A&M	L	6-7		Fresno, Calif.
3/19/1988	Long Beach State	W	6-5		Fresno, Calif.
3/23/1988	Utah	W	17-12		Pullman, Wash.
3/24/1988	Utah	W	14-1		Pullman, Wash.
3/26/1988	College of Idaho	W	9-5		Caldwell, Idaho
3/27/1988	College of Idaho	W	7-6		Caldwell, Idaho
3/27/1988	College of Idaho	W	3-0		Caldwell, Idaho
3/28/1988	Pacific Lutheran	W	12-3		Pullman, Wash.
3/30/1988	Gonzaga	W	7-1		Spokane, Wash.
4/1/1988	Iowa	W	6-2		Minneapolis, Minn.
4/2/1988	Maine	L	1-2		Minneapolis, Minn.
4/2/1988	Minnesota	W	7-6		Minneapolis, Minn.
4/3/1988	Florida State	L	1-5		Minneapolis, Minn.
4/5/1988	Gonzaga	W	11-2		Pullman, Wash.
4/9/1988	Portland State	W	14-10		Pullman, Wash.
4/9/1988	Portland State	W	7-6		Pullman, Wash.
4/10/1988	Washington	L	9-13		Pullman, Wash.
4/10/1988	Washington	W	10-5		Pullman, Wash.
4/12/1988	Central Washington	W	10-8		Pullman, Wash.
4/12/1988	Central Washington	W	5-2		Pullman, Wash.
4/14/1988	Lewis-Clark State	L	4-7		Lewiston, Idaho
4/16/1988	Portland	L	2-3		Portland, Ore.
4/16/1988	Portland	W	9-7		Portland, Ore.
4/17/1988	Oregon State	W	3-1		Corvallis, Ore.
4/17/1988	Oregon State	L	3-4		Corvallis, Ore.
4/20/1988	Lewis-Clark State	W	10-2		Pullman, Wash.
4/21/1988	Whitworth	W	4-1		Spokane, Wash.
4/23/1988	Oregon State	W	5-4		Pullman, Wash.
4/23/1988	Oregon State	W	10-4		Pullman, Wash.
4/24/1988	Portland	W	11-2		Pullman, Wash.
4/24/1988	Portland	W	10-6		Pullman, Wash.
4/26/1988	Whitworth	W	13-4		Pullman, Wash.
4/29/1988	Washington	W	7-5		Seattle, Wash.
4/29/1988	Washington	W	16-3		Seattle, Wash.
5/6/1988	Gonzaga	W	12-6		Pullman, Wash.
5/8/1988	Eastern Washington	L	2-3		Cheney, Wash.
5/8/1988	Eastern Washington	W	3-0		Cheney, Wash.
5/11/1988	Gonzaga	W	9-1		Spokane, Wash.
5/12/1988	Lewis-Clark State	L	3-12		Lewiston, Idaho
5/14/1988	Eastern Washington	W	13-0		Pullman, Wash.
5/14/1988	Eastern Washington	W	13-0		Pullman, Wash.
5/15/1988	Lewis-Clark State	W	12-10		Pullman, Wash.
5/18/1988	E. Washington	W	10-3		Spokane, Wash.
5/19/1988	Portland State	W	10-9		Spokane, Wash.
5/20/1988	Oregon State	W	13-3		Spokane, Wash.
5/21/1988	Eastern Washington	W	9-2		Spokane, Wash.
5/26/1988	Santa Clara #	W	8-5		Fresno, Calif.
5/28/1988	USC #	L	9-10		Fresno, Calif.
5/28/1988	Santa Clara #	W	6-5		Fresno, Calif.
5/29/1988	Fresno State #	L	6-7		Fresno, Calif.

# NCAA Regional

COUGAR BASEBALL  
YEAR-BY-YEAR RESULTS

'23

1989 SEASON  
HEAD COACH: Bobo Brayton  
OVERALL: 37-20 CONFERENCE: 16-8

1990 SEASON  
HEAD COACH: Bobo Brayton  
OVERALL: 48-19 CONFERENCE: 19-5

DATE	OPPONENT	W/L	SCORE	ATT	SITE	DATE	OPPONENT	W/L	SCORE	ATT	SITE
3/1/89	Central Washington	W	16-1		Richland, Wash.	2/17/90	Fresno State	L	5-15	200	Fresno, Calif.
3/1/89	Central Washington	W	12-11		Richland, Wash.	2/17/90	Fresno State	L	1-2	200	Fresno, Calif.
3/6/89	Eastern Washington	L	0-3		Lewiston, Idaho	2/18/90	Fresno State	W	4-1	300	Fresno, Calif.
3/7/89	Lewis-Clark State	L	5-8		Lewiston, Idaho	2/24/90	Portland	W	25-1	300	Richland, Wash.
3/8/89	Lewis-Clark State	W	9-4		Lewiston, Idaho	2/25/90	Portland	W	3-2	200	Richland, Wash.
3/11/89	Santa Clara	L	2-8		San Jose, Calif.	3/2/90	Portland State	W	8-1	250	Lewiston, Idaho
3/11/89	Santa Clara	W	6-5		San Jose, Calif.	3/3/90	BYU	L	2-3	350	Lewiston, Idaho
3/13/89	Kansas State	W	5-3		Fresno, Calif.	3/4/90	College of Idaho	W	24-11	300	Lewiston, Idaho
3/14/89	North Carolina	W	5-3		Fresno, Calif.	3/4/90	Eastern Washington	W	14-10	325	Lewiston, Idaho
3/15/89	U.S. International	W	6-5		Fresno, Calif.	3/5/90	Lewis-Clark State	W	8-7	450	Lewiston, Idaho
3/16/89	Virginia Tech	W	6-1		Fresno, Calif.	3/10/90	Iowa State	L	5-9	476	College Station, Texas
3/17/89	Fresno State	L	0-11		Fresno, Calif.	3/11/90	St. John's	L	3-6	179	College Station, Texas
3/18/89	Fresno State	L	5-9		Fresno, Calif.	3/11/90	Texas A&M	L	0-4	1485	College Station, Texas
3/24/89	College of Idaho	W	19-6		Pullman, Wash.	3/12/90	Texas A&M	W	5-0	888	College Station, Texas
3/25/89	College of Idaho	W	8-3		Pullman, Wash.	3/13/90	St. John's	W	13-7	139	College Station, Texas
3/27/89	Cal Poly Pomona	W	7-5		Pomona, Calif.	3/13/90	Iowa State	L	2-3	220	College Station, Texas
3/28/89	Arizona State	W	7-6		Riverside, Calif.	3/15/90	Concordia Lutheran	W	8-5	18	Austin, Texas
3/29/89	Oregon State	W	4-0		Riverside, Calif.	3/16/90	Texas	L	1-8	1841	Austin, Texas
3/30/89	UC Riverside	L	7-8		Riverside, Calif.	3/17/90	Texas	W	8-1	2613	Austin, Texas
3/31/89	Harvard	W	12-5		Riverside, Calif.	3/18/90	Texas	W	7-4	1211	Austin, Texas
4/1/89	Brigham Young	L	5-11		Riverside, Calif.	3/20/90	Miami (Fla.)	L	2-12	1751	Coral Gables, Fla.
4/5/89	Eastern Oregon	W	23-1		Pullman, Wash.	3/21/90	Miami (Fla.)	W	3-0	1226	Coral Gables, Fla.
4/5/89	Eastern Oregon	W	16-11		Pullman, Wash.	3/22/90	Rutgers	W	16-3	200	Coral Gables, Fla.
4/8/89	Oregon State	W	4-2		Corvallis, Wash.	3/23/90	Florida International	W	8-2	332	Miami, Fla.
4/8/89	Oregon State	W	2-0		Corvallis, Wash.	3/24/90	Florida International	W	7-1	208	Miami, Fla.
4/9/89	Portland	W	4-2		Portland, Ore.	3/30/90	Lewis-Clark State	W	8-4	500	Lewiston, Idaho
4/9/89	Portland	L	8-11		Portland, Ore.	3/31/90	Lewis-Clark State	W	8-2	2939	Pullman, Wash.
4/11/89	Lewis-Clark State	W	4-2		Pullman, Wash.	4/3/90	Eastern Washington	W	3-2	150	Cheney, Wash.
4/15/89	Portland State	W	8-1		Pullman, Wash.	4/7/90	Portland State	W	6-1		Pullman, Wash.
4/15/89	Portland State	W	13-2		Pullman, Wash.	4/7/90	Portland State	W	4-3	1627	Pullman, Wash.
4/16/89	Washington	L	4-14		Pullman, Wash.	4/8/90	Oregon State	L	5-8		Pullman, Wash.
4/16/89	Washington	L	9-13		Pullman, Wash.	4/8/90	Oregon State	W	11-4	2042	Pullman, Wash.
4/19/89	Whitworth	W	9-3		Pullman, Wash.	4/11/90	Eastern Washington	W	14-6	1727	Pullman, Wash.
4/22/89	Washington	W	14-3		Seattle, Wash.	4/12/90	Central Washington	W	13-12		Pullman, Wash.
4/22/89	Washington	W	9-0		Seattle, Wash.	4/12/90	Central Washington	W	18-5	1507	Pullman, Wash.
4/23/89	Portland State	L	2-4		Vancouver, Wash.	4/14/90	Portland	L	2-4		Portland, Ore.
4/23/89	Portland State	W	16-4		Vancouver, Wash.	4/14/90	Portland	L	11-10	828	Portland, Ore.
4/25/89	Lewis-Clark State	W	8-6		Lewiston, Idaho	4/15/90	Washington	W	12-1		Seattle, Wash.
4/27/89	Central Washington	W	8-7		Pullman, Wash.	4/15/90	Washington	W	12-5	352	Seattle, Wash.
4/28/89	Portland	W	2-1		Pullman, Wash.	4/17/90	Eastern Oregon	W	7-4		Pullman, Wash.
4/28/89	Portland	W	9-5		Pullman, Wash.	4/17/90	Eastern Oregon	W	10-9	778	Pullman, Wash.
4/29/89	Oregon State	L	4-15		Pullman, Wash.	4/19/90	Lewis-Clark State	L	4-5	935	Pullman, Wash.
4/29/89	Oregon State	L	4-11		Pullman, Wash.	4/21/90	Washington	W	6-4		Pullman, Wash.
4/30/89	California	L	3-6		Pullman, Wash.	4/21/90	Washington	W	10-3	4666	Pullman, Wash.
5/1/89	California	L	1-18		Pullman, Wash.	4/22/90	Portland	L	4-7		Pullman, Wash.
5/5/89	Lewis-Clark State	W	6-4		Pullman, Wash.	4/22/90	Portland	L	7-14	1243	Pullman, Wash.
5/7/89	Gonzaga	W	7-2		Pullman, Wash.	4/26/90	Lewis-Clark State	L	7-8	350	Lewiston, Idaho
5/7/89	Gonzaga	W	8-7		Pullman, Wash.	4/29/90	Oregon State	L	1-2		Corvallis, Ore.
5/8/89	Eastern Washington	W	8-3		Cheney, Wash.	4/29/90	Oregon State	W	7-0	487	Corvallis, Ore.
5/8/89	Eastern Washington	L	1-16		Cheney, Wash.	4/30/90	Portland State	W	5-4		Portland, Ore.
5/12/89	Eastern Washington	W	4-3		Pullman, Wash.	4/30/90	Portland State	W	9-2	50	Portland, Ore.
5/12/89	Eastern Washington	W	11-8		Pullman, Wash.	5/1/90	Whitworth	W	9-2	606	Pullman, Wash.
5/13/89	Gonzaga	W	7-1		Spokane, Wash.	5/3/90	Eastern Washington	W	8-6	699	Cheney, Wash.
5/13/89	Gonzaga	L	7-9		Spokane, Wash.	5/6/90	Gonzaga	W	11-2		Spokane, Wash.
5/14/89	Lewis-Clark State	L	1-10		Pullman, Wash.	5/6/90	Gonzaga	W	24-4	525	Spokane, Wash.
5/18/89	Eastern Washington	L	8-9		Spokane, Wash.	5/9/90	Eastern Washington	W	8-5	699	Pullman, Wash.
5/18/89	Gonzaga	L	7-13		Spokane, Wash.	5/11/90	Gonzaga	W	14-2		Pullman, Wash.
						5/11/90	Gonzaga	W	12-3	1066	Pullman, Wash.
						5/13/90	Lewis-Clark State	W	17-13	830	Pullman, Wash.
						5/14/90	Lewis-Clark State	L	4-9	250	Lewiston, Idaho
						5/17/90	Gonzaga	W	15-2	1897	Yakima, Wash.
						5/18/90	Oregon State	W	16-5	1973	Yakima, Wash.
						5/19/90	Washington	W	8-7	1904	Yakima, Wash.
						5/25/90	Loyola-Marymount #	W	13-2	4212	Tempe, Ariz.
						5/26/90	Oklahoma State #	L	0-14	4815	Tempe, Ariz.
						5/27/90	Pennsylvania #	W	8-2		Tempe, Ariz.
						5/27/90	Arizona State #	L	6-8	4163	Tempe, Ariz.

#NCAA Regional



# WASHINGTON STATE BASEBALL

## YEAR-BY-YEAR RESULTS

1991 SEASON  
 HEAD COACH: Bobo Brayton  
 OVERALL: 35-24 CONFERENCE: 11-12

1992 SEASON  
 HEAD COACH: Bobo Brayton  
 OVERALL: 31-23-1 CONFERENCE: 16-14

DATE	OPPONENT	W/L	SCORE	ATT	SITE
2/17/91	Central Washington	W	9-5	300	Pasco, Wash.
2/17/91	Central Washington	W	12-3	0	Pasco, Wash.
2/24/91	Western Oregon	W	14-0	100	Lewiston, Idaho
2/24/91	Western Oregon	W	12-11	0	Lewiston, Idaho
2/26/91	Lewis-Clark State	L	0-5	500	Lewiston, Idaho
3/2/91	Gonzaga	L	3-12	300	Richland, Wash.
3/3/91	Gonzaga	W	5-4	0	Richland, Wash.
3/3/91	Gonzaga	W	6-1	250	Richland, Wash.
3/8/91	College of Idaho ^	L	1-2	500	Lewiston, Idaho
3/9/91	Portland State ^	W	6-1	300	Lewiston, Idaho
3/9/91	Linfield ^	W	15-3	300	Lewiston, Idaho
3/10/91	at Lewis-Clark State ^	L	3-10	500	Lewiston, Idaho
3/11/91	Canadian Baseball Institute ^	W	8-4	0	Lewiston, Idaho
3/17/91	at Texas	L	3-6	2835	Austin, Texas
3/17/91	at Texas	L	4-7	0	Austin, Texas
3/19/91	at Hawaii-Pacific	W	3-2	125	Honolulu, Hawaii
3/20/91	at Hawaii-Pacific	W	8-3	0	Honolulu, Hawaii
3/21/91	at Hawaii-Pacific	W	6-4	250	Honolulu, Hawaii
3/22/91	vs. Sacramento State !	L	1-5	500	Honolulu, Hawaii
3/23/91	vs. Wichita State !	L	3-5	1500	Honolulu, Hawaii
3/24/91	Portland State !	L	4-6	500	Honolulu, Hawaii
3/25/91	at Hawaii !	W	9-8	3554	Honolulu, Hawaii
3/26/91	vs. Lewis-Clark State !	W	5-3	300	Honolulu, Hawaii
3/27/91	vs. Hawaii-Hilo !	W	9-1	500	Honolulu, Hawaii
3/28/91	vs. Davidson !	W	8-1	300	Honolulu, Hawaii
3/29/91	at Hawaii !	L	2-7	4243	Honolulu, Hawaii
3/30/91	vs. Portland State !	L	0-1	300	Honolulu, Hawaii
4/6/91	at Gonzaga*	W	10-3	500	Spokane, Wash.
4/7/91	Gonzaga*	L	6-9	1269	Pullman, Wash.
4/9/91	Eastern Oregon	W	13-5	100	Pullman, Wash.
4/11/91	at Lewis-Clark State	L	17-21	250	Lewiston, Idaho
4/13/91	at Portland*	L	1-2	957	Portland, Ore.
4/13/91	at Portland*	W	9-2	0	Portland, Ore.
4/14/91	at Oregon State*	L	0-1	575	Corvallis, Ore.
4/14/91	at Oregon State*	W	9-4	0	Corvallis, Ore.
4/16/91	Lewis-Clark State	L	4-6	1223	Pullman, Wash.
4/17/91	at Lewis-Clark State	L	7-8	750	Lewiston, Idaho
4/20/91	Washington*	W	11-6	2494	Pullman, Wash.
4/20/91	Washington*	W	4-3	0	Pullman, Wash.
4/21/91	Portland State*	W	11-7	1266	Pullman, Wash.
4/21/91	Portland State*	W	8-4	0	Pullman, Wash.
4/23/91	at Eastern Oregon	W	4-1	250	La Grande, Ore.
4/23/91	at Eastern Oregon	W	19-0	0	La Grande, Ore.
4/25/91	Central Washington	W	11-8	0	Pullman, Wash.
4/25/91	Central Washington	W	12-8	500	Pullman, Wash.
4/26/91	Oregon State*	W	6-2	0	Pullman, Wash.
4/26/91	Oregon State*	W	8-6	867	Pullman, Wash.
4/27/91	Portland*	L	7-12	1131	Pullman, Wash.
4/27/91	Portland*	W	9-7	0	Pullman, Wash.
4/29/91	Lewis-Clark State	L	2-12	467	Pullman, Wash.
4/30/91	College of Idaho	W	12-3	458	Pullman, Wash.
5/1/91	Whitworth	L	6-8	560	Pullman, Wash.
5/3/91	at Portland State*	W	11-2	300	Portland, Ore.
5/3/91	at Portland State*	W	8-4	300	Portland, Ore.
5/4/91	at Washington*	W	9-5	0	Seattle, Wash.
5/4/91	at Washington*	L	1-5	825	Seattle, Wash.
5/10/91	Gonzaga*	L	4-8	0	Pullman, Wash.
5/11/91	at Gonzaga*	W	16-1	500	Spokane, Wash.
5/12/91	Lewis-Clark State	W	13-9	443	Pullman, Wash.
5/13/91	at Lewis-Clark State	L	3-4	570	Lewiston, Idaho
5/16/91	vs. Washington @	W	6-5	1092	Yakima, Wash.
5/17/91	vs. Portland @	L	4-6	942	Yakima, Wash.
5/18/91	vs. Oregon State @	L	8-9	785	Yakima, Wash.

\* Pac-10 North Conference Game  
 ^ Banana Belt Tournament (Lewiston, Idaho)  
 ! Easter Rainbow Classic (Honolulu, Hawaii)  
 @ Pac-10 North Tournament (Yakima, Wash.)

DATE	OPPONENT	W/L	SCORE	ATT	SITE
2/22/92	Gonzaga	W	12-1	261	Richland, Wash.
2/22/92	Gonzaga	W	15-8	261	Richland, Wash.
2/23/92	Gonzaga	W	8-2	296	Richland, Wash.
2/28/92	at San Jose State	L	2-1	186	San Jose, Calif.
2/29/92	at San Jose State	W	1-0	351	San Jose, Calif.
2/29/92	at San Jose State	L	0-4	351	San Jose, Calif.
3/5/92	vs. Portland State ^	L	4-7	211	Lewiston, Idaho
3/6/92	vs. Nevada ^	L	1-2	154	Lewiston, Idaho
3/7/92	vs. Linfield ^	W	17-4	192	Lewiston, Idaho
3/8/92	at Lewis-Clark State ^	L	3-9	412	Lewiston, Idaho
3/8/92	vs. Albertson ^	W	12-3	118	Lewiston, Idaho
3/12/92	vs. Tennessee %	W	11-9	726	Seattle, Wash.
3/13/92	vs. Arkansas %	W	8-4	1482	Seattle, Wash.
3/14/92	vs. Gonzaga %	W	6-1	2104	Seattle, Wash.
3/15/92	vs. Notre Dame %	L	6-9	3229	Seattle, Wash.
3/16/92	at Fresno State !	L	8-9	1691	Fresno, Calif.
3/17/92	vs. New Mexico !	T	8-8	1360	Fresno, Calif.
3/18/92	vs. Nebraska !	L	3-4	362	Fresno, Calif.
3/19/92	vs. Nevada !	W	4-2	132	Fresno, Calif.
3/20/92	vs. Wyoming !	W	4-3	230	Fresno, Calif.
3/21/92	vs. Nevada !	W	5-4	983	Fresno, Calif.
3/28/92	Portland State*	L	2-5	1320	Pullman, Wash.
3/28/92	Portland State*	W	10-9	0	Pullman, Wash.
3/29/92	Portland State*	W	8-4	640	Pullman, Wash.
4/1/92	at Gonzaga*	L	4-8	462	Spokane, Wash.
4/2/92	Eastern Oregon State	W	11-2	575	Pullman, Wash.
4/4/92	at Oregon State*	W	6-4	211	Corvallis, Ore.
4/4/92	at Oregon State*	W	8-7	211	Corvallis, Ore.
4/5/92	at Oregon State*	L	3-6	187	Corvallis, Ore.
4/7/92	Lewis-Clark State	W	13-2	510	Pullman, Wash.
4/8/92	at Gonzaga*	L	6-8	402	Spokane, Wash.
4/11/92	Washington*	L	1-3	2242	Pullman, Wash.
4/11/92	Washington*	L	10-14	2242	Pullman, Wash.
4/12/92	Washington*	L	8-10	532	Pullman, Wash.
4/15/92	at Gonzaga*	L	4-7	477	Spokane, Wash.
4/18/92	at Portland*	W	13-7	407	Portland, Ore.
4/18/92	at Portland*	W	10-5	407	Portland, Ore.
4/19/92	at Portland*	W	10-4	381	Portland, Ore.
4/21/92	Whitworth	W	8-3	462	Pullman, Wash.
4/22/92	Gonzaga*	L	9-11	488	Pullman, Wash.
4/25/92	Oregon State*	L	4-7	1072	Pullman, Wash.
4/25/92	Oregon State*	W	7-6	1072	Pullman, Wash.
4/26/92	Oregon State*	L	4-5	634	Pullman, Wash.
4/28/92	at Lewis-Clark State	L	6-10	250	Lewiston, Idaho
4/29/92	Gonzaga*	W	7-0	350	Pullman, Wash.
5/1/92	at Washington*	W	15-2	348	Seattle, Wash.
5/2/92	at Washington*	L	4-13	776	Seattle, Wash.
5/2/92	at Washington*	L	4-11	776	Seattle, Wash.
5/8/92	Portland*	W	11-7	391	Pullman, Wash.
5/9/92	Portland*	W	11-3	534	Pullman, Wash.
5/9/92	Portland*	L	8-9	534	Pullman, Wash.
5/12/92	Gonzaga*	W	10-8	292	Pullman, Wash.
5/14/92	at Portland State*	W	2-1	220	Portland, Ore.
5/14/92	at Portland State*	W	13-6	220	Portland, Ore.
5/14/92	at Portland State*	W	6-2	155	Portland, Ore.

\* Pac-10 North Conference Game  
 ^ Banana Belt Tournament (Lewiston, Idaho)  
 % College Baseball Classic (The Kingdom, Seattle)  
 ! Pepsi/Johnny Quick Classic (Fresno, Calif.)

1993 SEASON  
 HEAD COACH: Bobo Brayton  
 OVERALL: 34-24 CONFERENCE: 16-14

DATE	OPPONENT	W/L	SCORE	ATT	SITE
2/26/1993	Eastern Oregon State	W	19-2	112	Lewiston, Idaho
2/27/1993	Portland	W	8-5	141	Lewiston, Idaho
2/28/1993	Lewis-Clark State	W	7-6	278	Lewiston, Idaho
3/1/1993	Lewis-Clark State	W	5-3	150	Lewiston, Idaho
3/5/1993	Portland State	W	10-1	125	Lewiston, Idaho
3/6/1993	Albertson	L	11-12	219	Lewiston, Idaho
3/7/1993	George Fox	W	7-4	102	Lewiston, Idaho
3/7/1993	Gonzaga	W	9-6	228	Lewiston, Idaho
3/8/1993	Lewis-Clark State	L	3-11	200	Lewiston, Idaho
3/11/1993	Hawaii	L	0-4	2179	Honolulu, Hawaii
3/12/1993	Hawaii	L	3-4	3923	Honolulu, Hawaii
3/13/1993	Hawaii	L	6-14	3341	Honolulu, Hawaii
3/14/1993	Hawaii	L	7-14	2723	Honolulu, Hawaii
3/15/1993	Hawaii-Hilo	W	8-1	51	Hilo, Hawaii
3/15/1993	Hawaii-Hilo	W	8-5	103	Hilo, Hawaii
3/16/1993	Hawaii-Hilo	W	4-3	74	Hilo, Hawaii
3/16/1993	Hawaii-Hilo	W	8-4	100	Hilo, Hawaii

3/20/1993	Gonzaga	W	12-8	339	Richland, Wash.
3/21/1993	Gonzaga	W	10-9	221	Richland, Wash.
3/21/1993	Gonzaga	W	10-6	221	Richland, Wash.
3/26/1993	Puget Sound	W	6-0	550	Pullman, Wash.
3/31/1993	Gonzaga	W	6-4	427	Spokane, Wash.
4/1/1993	Lewis-Clark State	L	2-12	280	Lewiston, Idaho
4/4/1993	Portland State	W	6-2	289	Portland, Ore.
4/4/1993	Portland State	W	3-2	289	Portland, Ore.
4/6/1993	Lewis-Clark State	L	7-8	544	Portland, Ore.
4/7/1993	Gonzaga	W	6-2	642	Pullman, Wash.
4/10/1993	Oregon State	L	2-9	625	Pullman, Wash.
4/10/1993	Oregon State	W	11-5	625	Pullman, Wash.
4/11/1993	Oregon State	W	8-7	461	Pullman, Wash.
4/13/1993	Whitworth	W	10-2	548	Pullman, Wash.
4/14/1993	Gonzaga	L	2-5	325	Spokane, Wash.
4/17/1993	Portland	W	12-11	2830	Pullman, Wash.
4/17/1993	Portland	L	4-11	2830	Pullman, Wash.
4/18/1993	Portland	W	15-11	400	Pullman, Wash.
4/20/1993	Eastern Oregon State	L	2-5	325	Pullman, Wash.
4/21/1993	Gonzaga	W	8-7	527	Pullman, Wash.
4/24/1993	Washington	W	25-6	1555	Seattle, Wash.
4/24/1993	Washington	L	1-7	1555	Seattle, Wash.
4/25/1993	Washington	L	4-6	236	Seattle, Wash.
4/28/1993	Gonzaga	W	11-1	200	Spokane, Wash.
5/1/1993	Portland State	W	5-1	850	Pullman, Wash.
5/1/1993	Portland State	W	10-9	850	Pullman, Wash.
5/2/1993	Portland State	L	8-16	475	Pullman, Wash.
5/2/1993	Portland State	L	3-5	475	Pullman, Wash.
5/8/1993	Washington	L	3-6	854	Pullman, Wash.
5/8/1993	Washington	L	11-15	854	Pullman, Wash.
5/9/1993	Washington	L	3-9	766	Pullman, Wash.
5/12/1993	Gonzaga	W	12-3	458	Pullman, Wash.
5/15/1993	Portland	W	8-5	0	Portland, Ore.
5/15/1993	Portland	L	3-5	233	Portland, Ore.
5/16/1993	Portland	W	6-3	291	Portland, Ore.
5/19/1993	Oregon State	L	0-7	407	Corvallis, Ore.
5/19/1993	Oregon State	L	2-3	407	Corvallis, Ore.
5/20/1993	Oregon State	L	8-10	507	Corvallis, Ore.
5/21/1993	North Carolina !	L	1-13	450	Chapel Hill, N.C.
5/22/1993	Wake Forest !	W	12-11	270	Chapel Hill, N.C.
5/23/1993	North Carolina State !	W	7-6	380	Chapel Hill, N.C.

! Winn Dixie/Carolina Invitational (Chapel Hill, N.C.)

1994 SEASON  
HEAD COACH: Bobo Brayton  
OVERALL: 35-26 CONFERENCE: 11-19

DATE	OPPONENT	W/L	SCORE	ATT	SITE
2/18/1994	at Sacramento State	L	6-11	100	Sacramento, Calif.
2/19/1994	at San Jose State	W	10-7	20	San Jose, Calif.
2/26/1994	Lewis-Clark State	W	5-1	130	
2/26/1994	Eastern Oregon State	W	12-4	165	
2/27/1995	Eastern Oregon State	W	14-3	110	
2/27/1994	Lewis-Clark State	W	12-3	225	
3/3/1994	Hawaii	L	2-5	2816	Honolulu, Hawaii
3/4/1994	Hawaii	W	9-1	3038	Honolulu, Hawaii
3/5/1994	Hawaii	L	1-7	1905	Honolulu, Hawaii
3/6/1994	Hawaii	W	8-0	3002	Honolulu, Hawaii
3/7/1994	Hawaii-Hilo	W	8-3	147	Hilo, Hawaii
3/8/1994	Hawaii-Hilo	W	12-1	147	Hilo, Hawaii
3/8/1994	Hawaii-Hilo	W	4-3	90	Hilo, Hawaii
3/10/1994	George Fox	W	13-9	100	
3/11/1994	Linfield	W	13-2	160	
3/12/1994	Lewis-Clark State	L	3-4	470	
3/12/1994	Albertson	W	12-0	145	
3/14/1994	Nevada	W	8-3	300	Fresno, Calif.
3/15/1994	New Mexico	W	11-0	260	Fresno, Calif.
3/16/1994	Nebraska	W	14-4	380	Fresno, Calif.
3/17/1994	Maine	W	12-9	475	Fresno, Calif.
3/18/1994	Kentucky	W	13-5	440	Fresno, Calif.
3/19/1994	Fresno State	W	7-4	4725	Fresno, Calif.
3/30/1994	Gonzaga	L	3-8	375	Spokane, Wash.
4/2/1994	Portland	W	10-2	407	Portland, Ore.
4/2/1994	Portland	W	15-3	547	Portland, Ore.
4/3/1994	Portland	W	17-5	254	Portland, Ore.
4/6/1994	Gonzaga	W	10-6	607	Pullman, Wash.
4/7/1994	Lewis-Clark State	L	2-17	325	Lewiston, Idaho
4/9/1994	Oregon State	L	5-9	511	Pullman, Wash.
4/10/1994	Oregon State	L	3-4	523	Pullman, Wash.
4/10/1994	Oregon State	L	1-3	523	Pullman, Wash.
4/12/1994	Whitworth	W	18-8	306	Pullman, Wash.
4/13/1994	Gonzaga	L	4-5	400	Spokane, Wash.
4/14/1994	Lewis-Clark State	W	11-5	400	Pullman, Wash.
4/16/1994	Washington	L	4-5	878	Seattle, Wash.
4/16/1994	Washington	L	6-7	0	Seattle, Wash.
4/17/1994	Washington	W	9-3	879	Seattle, Wash.

4/19/1994	Eastern Oregon State	W	10-1	445	Pullman, Wash.
4/19/1994	Eastern Oregon State	W	19-4	0	Pullman, Wash.
4/20/1994	Gonzaga	L	9-11	566	Pullman, Wash.
4/23/1994	Portland State	W	10-1	1143	Pullman, Wash.
4/23/1994	Portland State	L	10-14	0	Pullman, Wash.
4/26/1994	Lewis-Clark State	L	5-6	461	Pullman, Wash.
4/27/1994	Gonzaga	W	8-7	300	Spokane, Wash.
4/30/1994	Portland State	L	3-14	425	Portland, Ore.
4/30/1994	Portland State	W	12-2	0	Portland, Ore.
5/1/1994	Portland State	L	5-12	225	Portland, Ore.
5/1/1994	Portland State	L	3-4	0	Portland, Ore.
5/7/1994	Washington	L	2-4	1052	Pullman, Wash.
5/7/1994	Washington	L	9-12	0	Pullman, Wash.
5/8/1994	Washington	L	5-15	546	Pullman, Wash.
5/10/1994	Lewis-Clark State	L	7-8	500	Lewiston, Idaho
5/11/1994	Gonzaga	W	16-4	535	Pullman, Wash.
5/14/1994	Oregon State	L	0-3	737	Corvallis, Ore.
5/14/1994	Oregon State	L	2-4	0	Corvallis, Ore.
5/15/1994	Oregon State	L	1-6	347	Corvallis, Ore.
5/19/1994	Portland	L	5-10	869	Pullman, Wash.
5/15/1994	Portland	W	9-2	0	Pullman, Wash.
5/20/1994	Portland	W	11-9	302	Pullman, Wash.

\* Pac-10 North Conference Game

1995 SEASON  
HEAD COACH: Steve Farrington  
OVERALL: 28-30  
CONFERENCE: 18-12, HOME: 14-4, AWAY: 14-22, NEUTRAL: 0-4

DATE	OPPONENT	W/L	SCORE	ATT	SITE
2/2/1995	at USC	L	0-8	572	Los Angeles
2/3/1995	at Long Beach State	L	9-10	1307	Long Beach, Calif.
2/4/1995	at Long Beach State	L	4-6	747	Long Beach, Calif.
2/5/1995	at Long Beach State	W	9-7	725	Long Beach, Calif.
2/6/1995	at Cal State Northridge	W	10-2	375	Northridge, Calif.
2/17/1995	at Sacramento State	L	8-9	244	Sacramento, Calif.
2/17/1995	at Pacific	L	5-6	198	Stockton, Calif.
2/18/1995	at Sacramento State	L	0-6	342	Sacramento, Calif.
2/18/1995	at Pacific	L	4-17	0	Stockton, Calif.
2/19/1995	at Pacific	L	1-3	278	Stockton, Calif.
3/1/1995	LEWIS-CLARK STATE	W	7-3	200	Pullman, Wash.
^3/3/1995	vs Nevada	L	1-4	1200	Seattle, Wash.
^3/4/1995	vs Notre Dame	L	1-2	5000	Seattle, Wash.
^3/5/1995	at Washington	W	8-7	0	Seattle, Wash.
3/17/1995	at UCLA	W	4-3 (12)	170	Los Angeles
3/18/1995	at UCLA	L	6-7 (11)	383	Los Angeles
3/21/1995	at Hawaii-Hilo	L	3-4	125	Hilo, Hawaii
3/22/1995	at Hawaii-Hilo	W	9-3	75	Hilo, Hawaii
3/23/1995	at Hawaii-Hilo	W	9-1	0	Hilo, Hawaii
3/23/1995	at Hawaii-Hilo	W	4-3	50	Hilo, Hawaii
3/24/1995	at Hawaii Pacific	L	3-8	200	Honolulu, Hawaii
#3/25/1995	vs Wichita State	L	2-9	175	Honolulu, Hawaii
3/28/1995	at Portland *	W	10-9	0	Portland, Ore.
3/28/1995	at Portland *	W	12-4	307	Portland, Ore.
3/29/1995	at Portland *	L	6-7 (11)	211	Portland, Ore.
4/1/1995	PORTLAND *	W	8-3	0	Pullman, Wash.
4/1/1995	PORTLAND *	W	9-8	692	Pullman, Wash.
4/2/1995	PORTLAND *	L	10-11	559	Pullman, Wash.
4/4/1995	at Lewis-Clark State	L	11-12 (10)	500	Lewiston, Idaho
4/5/1995	at Gonzaga *	L	5-6	0	Spokane, Wash.
4/5/1995	at Gonzaga *	L	3-4	300	Spokane, Wash.
4/10/1995	at Oregon State *	W	5-4	0	Corvallis, Ore.
4/10/1995	at Oregon State *	L	4-5	77	Corvallis, Ore.
4/12/1995	GONZAGA *	W	4-2	0	Pullman, Wash.
4/12/1995	GONZAGA *	W	6-5	624	Pullman, Wash.
4/15/1995	WASHINGTON *	W	5-4	0	Pullman, Wash.
4/15/1995	WASHINGTON *	W	4-0	768	Pullman, Wash.
4/16/1995	WASHINGTON *	L	3-10	685	Pullman, Wash.
4/18/1995	LEWIS-CLARK STATE	W	3-2	442	Pullman, Wash.
4/19/1995	at Gonzaga *	L	2-4	200	Spokane, Wash.
4/22/1995	at Portland State *	L	2-3	0	Portland, Ore.
4/22/1995	at Portland State *	W	8-4	379	Portland, Ore.
4/23/1995	at Portland State *	W	12-3	309	Portland, Ore.
4/25/1995	LEWIS-CLARK STATE	W	10-7	450	Pullman, Wash.
%4/26/1995 *	vs Gonzaga	L	1-4	300	Pasco, Wash.
4/29/1995	PORTLAND STATE *	W	8-2	0	Pullman, Wash.
4/29/1995	PORTLAND STATE *	W	4-1	648	Pullman, Wash.
4/30/1995	PORTLAND STATE *	L	7-11	602	Pullman, Wash.
5/4/1995	at Lewis-Clark State	L	4-10	150	Lewiston, Idaho
5/6/1995	at Washington *	L	6-8	0	Seattle, Wash.
5/6/1995	at Washington *	W	5-2	886	Seattle, Wash.
5/7/1995	at Washington *	W	11-7	716	Seattle, Wash.
5/12/1995	OREGON STATE *	W	3-1	0	Pullman, Wash.
5/12/1995	OREGON STATE *	W	14-5	534	Pullman, Wash.
5/13/1995	OREGON STATE *	W	8-7	0	Pullman, Wash.
5/13/1995	OREGON STATE *	L	6-14	942	Pullman, Wash.



# WASHINGTON STATE BASEBALL

## YEAR-BY-YEAR RESULTS

5/18/1995	at USC @	L	6-9	670	Los Angeles
5/19/1995	at USC @	L	0-4	866	Los Angeles
* Pac-10 North Conference Game					
@ Pac-10 Conference Championship Series					

1997 SEASON  
 HEAD COACH: Steve Farrington  
 OVERALL: 13-42  
 CONFERENCE: 7-17, HOME: 9-12, AWAY: 3-23, NEUTRAL: 1-7

1996 SEASON  
 HEAD COACH: Steve Farrington  
 OVERALL: 26-35  
 CONFERENCE: 12-12, HOME: 12-3, AWAY: 9-28, NEUTRAL: 5-4

DATE	OPPONENT	W/L	SCORE	ATT	SITE
1/19/1996	at Hawaii	L	2-7	3324	Honolulu, Hawaii
1/20/1996	at Hawaii	L	5-6	3558	Honolulu, Hawaii
1/21/1996	at Hawaii	W	14-0	1941	Honolulu, Hawaii
1/22/1996	vs TCU	W	17-5	50	Hilo, Hawaii
1/22/1996	at Hawaii-Hilo	W	11-0	75	Hilo, Hawaii
1/23/1996	vs TCU	W	3-0	75	Hilo, Hawaii
1/23/1996	at Hawaii-Hilo	W	24-2	100	Hilo, Hawaii
2/2/1996	at Arizona	L	10-11 (10)	0	Tucson, Ariz
2/3/1996	at Arizona	L	3-4	508	Tucson, Ariz.
2/4/1996	at Arizona	L	6-12	1103	Tucson, Arizona
2/16/1996	at Pacific	L	5-6	204	Stockton, Calif.
2/17/1996	at Pacific	L	2-5	236	Stockton, Calif.
2/18/1996	at Pacific	L	2-3	278	Stockton, Calif.
2/22/1996	at Pepperdine	L	0-4	200	Malibu, Calif.
2/23/1996	at Pepperdine	L	3-4	200	Malibu, Calif.
2/24/1996	at Pepperdine	L	3-5	600	Malibu, Calif.
2/24/1996	at Long Beach State	L	2-6	801	Long Beach, Calif.
2/25/1996	at Long Beach State	L	0-19	565	Long Beach, Calif.
2/26/1996	at Long Beach State	L	8-9	387	Long Beach, Calif.
3/1/1996	vs Gonzaga	W	6-4	125	Lewiston, Idaho
3/2/1996	at Lewis-Clark State	L	6-7 (11)	1275	Lewiston, Idaho
3/3/1996	vs Gonzaga	L	3-8	200	Lewiston, Idaho
3/8/1996	vs Long Beach State	L	2-6	0	Seattle, Wash.
3/9/1996	vs Navy	W	14-9	1000	Seattle, Wash.
3/10/1996	vs Washington	L	4-8	4500	Seattle, Wash.
3/18/1996	vs Dartmouth	W	22-12	0	Phoenix, Ariz.
3/21/1996	at Grand Canyon	L	4-13	235	Phoenix, Ariz.
3/22/1996	at Grand Canyon	L	5-14	97	Phoenix, Ariz.
3/23/1996	at Grand Canyon	W	12-11	334	Phoenix, Ariz.
3/27/1996	at Gonzaga	W	4-2	150	Spokane, Wash.
4/3/1996	LEWIS-CLARK STATE	W	4-1 (12)	867	Pullman, Wash.
4/5/1996	at Portland State *	L	5-7	238	Portland, Ore.
4/6/1996	at Portland State *	W	5-0	0	Portland, Ore.
4/6/1996	at Portland State *	W	18-9	323	Portland, Ore.
4/7/1996	at Portland State *	L	10-12	358	Portland, Ore.
4/9/1996	at Lewis-Clark State	L	7-10	425	Lewiston, Idaho
4/10/1996	vs Gonzaga	L	2-8	250	Pasco, Wash.
4/12/1996	WASHINGTON *	L	2-6	515	Pullman, Wash.
4/13/1996	WASHINGTON *	L	6-8	0	Pullman, Wash.
4/13/1996	WASHINGTON *	W	7-4	817	Pullman, Wash.
4/14/1996	WASHINGTON *	W	8-5	706	Pullman, Wash.
4/17/1996	GONZAGA	W	8-7 (9)	0	Pullman, Wash.
4/17/1996	GONZAGA	W	8-7	747	Pullman, Wash.
4/19/1996	at Oregon State *	L	3-18	107	Corvallis, Ore.
4/20/1996	at Oregon State *	L	3-4	0	Corvallis, Ore.
4/20/1996	at Oregon State *	L	2-6	317	Corvallis, Ore.
4/21/1996	at Oregon State *	L	9-16	357	Corvallis, Ore.
4/26/1996	OREGON STATE *	W	9-5	307	Pullman, Wash.
4/27/1996	OREGON STATE *	W	6-3	0	Pullman, Wash.
4/27/1996	OREGON STATE *	W	10-7	480	Pullman, Wash.
4/28/1996	OREGON STATE *	L	0-3	538	Pullman, Wash.
4/30/1996	at Gonzaga	W	18-10	160	Spokane, Wash.
5/1/1996	at Lewis-Clark State	L	3-9	325	Lewiston, Idaho
5/3/1996	at Washington *	W	11-6	412	Seattle, Wash.
5/4/1996	at Washington *	L	2-3	0	Seattle, Wash.
5/4/1996	at Washington *	L	3-6	648	Seattle, Wash.
5/5/1996	at Washington *	L	4-9	689	Seattle, Wash.
5/10/1996	PORTLAND STATE *	W	14-8	337	Pullman, Wash.
5/11/1996	PORTLAND STATE *	W	4-2	0	Pullman, Wash.
5/11/1996	PORTLAND STATE *	W	11-10	259	Pullman, Wash.
5/12/1996	PORTLAND STATE *	W	6-2	175	Pullman, Wash.
* Pac-10 North Conference Game					

DATE	OPPONENT	W/L	SCORE	ATT	SITE
2/6/1997	vs San Diego State	L	4-13	577	Yuma, Ariz.
2/7/1997	vs San Diego State	L	3-10	605	Yuma, Ariz.
2/8/1997	vs San Diego State	L	11-12	620	Yuma, Ariz.
2/9/1997	vs San Diego State	L	7-14	600	Yuma, Ariz.
2/14/1997	at Pacific	L	0-4	374	Stockton, Calif.
2/15/1997	at Pacific	L	6-13	278	Stockton, Calif.
2/16/1997	at Pacific	W	9-7	255	Stockton, Calif.
2/17/1997	at Sacramento State	L	5-17	234	Sacramento, Calif.
2/21/1997	at Texas A&M	L	2-13	2268	College Station, Texas
2/22/1997	at Texas A&M	L	9-11	2876	College Station, Texas
2/23/1997	at Texas A&M	L	1-3	1992	College Station, Texas
2/24/1997	at TCU	L	8-9	144	Fort Worth, Texas
2/28/1997	vs Oregon State	L	3-17	110	Lewiston, Idaho
3/1/1997	at Lewis-Clark State	L	2-7	200	Lewiston, Idaho
3/1/1997	vs Portland	L	6-8	50	Lewiston, Idaho
3/2/1997	vs Gonzaga	W	21-3	100	Lewiston, Idaho
3/18/1997	at California	L	6-7 (10)	100	Berkeley, Calif.
3/18/1997	at Fresno State	L	2-10	3133	Fresno, Calif.
3/19/1997	at Fresno State	L	4-9	3086	Fresno, Calif.
3/21/1997	at Lewis-Clark State	L	1-17	340	Lewiston, Idaho
3/22/1997	LEWIS-CLARK STATE	L	9-14	256	Pullman, Wash.
3/23/1997	LEWIS-CLARK STATE	L	9-18	250	Pullman, Wash.
3/25/1997	vs Gonzaga	L	12-19	125	Pasco, Wash.
4/1/1997	LEWIS-CLARK STATE	L	4-5	310	Pullman, Wash.
4/2/1997	at Gonzaga	L	10-15	265	Spokane, Wash.
4/4/1997	at Oregon State *	L	6-9	417	Corvallis, Ore.
4/5/1997	at Oregon State *	L	2-7	0	Corvallis, Ore.
4/5/1997	at Oregon State *	L	6-18	817	Corvallis, Ore.
4/6/1997	at Oregon State *	W	6-4	627	Corvallis, Ore.
4/7/1997	HAWAII-HILO	W	5-4	236	Pullman, Wash.
4/8/1997	HAWAII-HILO	W	6-3	483	Pullman, Wash.
4/11/1997	WASHINGTON *	L	4-7	531	Pullman, Wash.
4/12/1997	WASHINGTON *	L	6-15	0	Pullman, Wash.
4/12/1997	WASHINGTON *	L	4-9	2283	Pullman, Wash.
4/13/1997	WASHINGTON *	L	6-30	338	Pullman, Wash.
4/16/1997	LEWIS-CLARK STATE	L	1-19	392	Pullman, Wash.
4/18/1997	at Portland State *	L	9-13	50	Portland, Ore.
4/20/1997	at Portland State *	L	2-4	0	Portland, Ore.
4/20/1997	at Portland State *	W	13-5	107	Portland, Ore.
4/22/1997	WHITWORTH	W	8-5	251	Pullman, Wash.
4/25/1997	PORTLAND STATE *	W	15-6	0	Pullman, Wash.
4/25/1997	PORTLAND STATE *	W	9-5	323	Pullman, Wash.
4/26/1997	PORTLAND STATE *	W	9-2	0	Pullman, Wash.
4/26/1997	PORTLAND STATE *	W	12-10	442	Pullman, Wash.
4/27/1997	PORTLAND STATE *	W	13-12 (11)	215	Pullman, Wash.
4/29/1997	GONZAGA	W	19-13	229	Pullman, Wash.
4/30/1997	at Lewis-Clark State	L	4-15	125	Lewiston, Idaho
5/2/1997	at Washington *	L	4-14	563	Seattle, Wash.
5/3/1997	at Washington *	L	10-14	0	Seattle, Wash.
5/3/1997	at Washington *	L	3-11	506	Seattle, Wash.
5/4/1997	at Washington *	L	6-16	742	Seattle, Wash.
5/9/1997	OREGON STATE *	L	8-18	241	Pullman, Wash.
5/10/1997	OREGON STATE *	L	4-20	0	Pullman, Wash.
5/10/1997	OREGON STATE *	L	1-6	266	Pullman, Wash.
5/11/1997	OREGON STATE *	L	12-14	260	Pullman, Wash.
* Pac-10 North Conference Game					

1998 SEASON  
 HEAD COACH: Steve Farrington  
 OVERALL: 25-24  
 CONFERENCE: 12-12, HOME: 8-7, AWAY: 12-13, NEUTRAL: 5-4

DATE	OPPONENT	W/L	SCORE	ATT	SITE
2/5/1998	at San Diego State	W	13-6	364	San Diego, Calif.
2/7/1998	vs Houston	W	17-5	100	San Diego, Calif.
2/7/1998	at San Diego State	L	10-12	864	San Diego, Calif.
2/13/1998	at Arizona State	L	1-9	1356	Tempe, Ariz.
2/14/1998	at Arizona State	L	5-6	1286	Tempe, Ariz.
2/15/1998	at Arizona State	W	17-12	1419	Tempe, Ariz.
2/20/1998	vs Gonzaga	W	7-1	320	Pasco, Wash.
2/21/1998	vs Gonzaga	L	4-10	346	Pasco, Wash.
2/22/1998	vs Gonzaga	W	9-2	419	Pasco, Wash.
3/5/1998	vs Lewis-Clark State	W	11-2	100	Las Vegas, Nev.
3/6/1998	vs Ohio State	L	2-11	150	Las Vegas, Nev.
3/7/1998	vs Oral Roberts	L	6-10	150	Las Vegas, Nev.
3/7/1998	vs Cal State Northridge	L	4-7	150	Las Vegas, Nev.
3/8/1998	vs Cal State Northridge	W	13-11	101	Las Vegas, Nev.
3/14/1998	at California	L	6-10	374	Berkeley, Calif.
3/15/1998	at California	L	4-6	530	Berkeley, Calif.
3/16/1998	at California	L	16-17 (11)	302	Berkeley, Calif.

3/18/1998	at Gonzaga	W	18-4	218	Spokane, Wash.
3/21/1998	OREGON STATE *	W	13-3	228	Pullman, Wash.
3/22/1998	OREGON STATE *	L	2-6	0	Pullman, Wash.
3/22/1998	OREGON STATE *	W	9-0	271	Pullman, Wash.
3/25/1998	at Gonzaga	W	10-8	110	Spokane, Wash.
3/31/1998	GONZAGA	W	13-6	362	Pullman, Wash.
4/3/1998	at Washington *	W	12-8	690	Seattle, Wash.
4/4/1998	at Washington *	W	7-5	0	Seattle, Wash.
4/4/1998	at Washington *	L	0-8	1565	Seattle, Wash.
4/5/1998	at Washington *	L	7-9 (12)	1293	Seattle, Wash.
4/10/1998	at Portland State *	L	6-9	110	Portland, Ore.
4/11/1998	at Portland State *	W	6-3	182	Portland, Ore.
4/11/1998	at Portland State *	W	8-5	213	Portland, Ore.
4/12/1998	at Portland State *	W	14-9	167	Portland, Ore.
4/15/1998	GONZAGA	L	2-14	250	Pullman, Wash.
4/17/1998	WASHINGTON *	W	13-4	702	Pullman, Wash.
4/18/1998	WASHINGTON *	L	2-3	0	Pullman, Wash.
4/18/1998	WASHINGTON *	W	10-9	2949	Pullman, Wash.
4/19/1998	WASHINGTON *	L	8-11	878	Pullman, Wash.
4/22/1998	GONZAGA	W	18-7	352	Pullman, Wash.
4/24/1998	at Oregon State *	W	6-4	0	Corvallis, Ore.
4/24/1998	at Oregon State *	W	10-6	580	Corvallis, Ore.
4/25/1998	at Oregon State *	L	2-12	0	Corvallis, Ore.
4/25/1998	at Oregon State *	L	4-7	1165	Corvallis, Ore.
4/26/1998	at Oregon State *	L	11-12	1015	Corvallis, Ore.
4/29/1998	at Lewis-Clark State	L	7-14	550	Lewiston, Idaho
5/1/1998	at Lewis-Clark State	W	5-4	720	Lewiston, Idaho
5/2/1998	LEWIS-CLARK STATE	W	14-11	411	Pullman, Wash.
5/8/1998	PORTLAND STATE *	L	9-16	175	Pullman, Wash.
5/9/1998	PORTLAND STATE *	L	0-12	0	Pullman, Wash.
5/9/1998	PORTLAND STATE *	W	12-7	337	Pullman, Wash.
5/10/1998	PORTLAND STATE *	L	8-13	184	Pullman, Wash.

\* Pac-10 North Conference Game

1999 SEASON  
HEAD COACH: Steve Farrington  
OVERALL: 24-31  
CONFERENCE: 4-20, HOME: 6-9, AWAY: 13-19, NEUTRAL: 5-3

DATE	OPPONENT	W/L	SCORE	ATT	SITE
2/12/1999	at New Mexico State	W	21-7	105	Las Cruces, N.M.
2/13/1999	at New Mexico State	L	7-9	123	Las Cruces, N.M.
2/14/1999	at New Mexico State	W	23-14	125	Las Cruces, N.M.
2/15/1999	at New Mexico State	W	22-10	102	Las Cruces, N.M.
2/19/1999	vs Gonzaga	W	10-2	339	Pasco, Wash.
2/20/1999	vs Gonzaga	L	5-10	411	Pasco, Wash.
2/21/1999	vs Gonzaga	W	6-3	321	Pasco, Wash.
2/26/1999	at San Jose State	W	2-0	239	San Jose, Calif.
2/27/1999	at San Jose State	W	6-3	383	San Jose, Calif.
2/28/1999	at San Jose State	W	1-0	433	San Jose, Calif.
#3/5/1999	at Minnesota	W	6-5	2356	Minneapolis
#3/6/1999	vs Wichita State	L	6-9	3982	Minneapolis
#3/7/1999	vs Florida State	L	5-8	243	Minneapolis
3/13/1999	at California	L	3-4	374	Berkeley, Calif.
3/15/1999	at California	W	10-7	145	Berkeley, Calif.
3/16/1999	at California	W	5-2	55	Berkeley, Calif.
3/17/1999	at USF	W	16-11	101	San Francisco
3/19/1999	vs Oregon State	W	6-2	249	Yakima, Wash.
3/20/1999	vs Oregon State	W	10-9	0	Yakima, Wash.
3/20/1999	vs Oregon State	W	6-5	373	Yakima, Wash.
3/23/1999	at Gonzaga	L	5-17	243	Spokane, Wash.
3/24/1999	LEWIS-CLARK STATE	L	2-5	637	Pullman, Wash.
3/27/1999	USC *	L	5-6	0	Pullman, Wash.
3/27/1999	USC *	W	14-12	770	Pullman, Wash.
3/28/1999	USC *	L	4-10	554	Pullman, Wash.
4/1/1999	at Stanford *	L	3-9	1508	Stanford, Calif.
4/2/1999	at Stanford *	L	5-6	1767	Stanford, Calif.
4/3/1999	at Stanford *	L	0-9	1961	Stanford, Calif.
4/7/1999	GONZAGA	W	14-13	649	Pullman, Wash.
4/9/1999	at Arizona State *	L	9-10	2079	Tempe, Ariz.
4/10/1999	at Arizona State *	L	5-16	2489	Tempe, Ariz.
4/11/1999	at Arizona State *	L	9-14	2619	Tempe, Ariz.
4/13/1999	at Lewis-Clark State	L	3-5 (11)	340	Lewiston, Idaho
4/17/1999	ARIZONA *	L	3-6	0	Pullman, Wash.
4/17/1999	ARIZONA *	L	11-16	3424	Pullman, Wash.
4/18/1999	ARIZONA *	L	9-13	702	Pullman, Wash.
4/20/1999	LEWIS-CLARK STATE	W	11-7	223	Pullman, Wash.
4/23/1999	at UCLA *	L	4-7	355	Los Angeles
4/24/1999	at UCLA *	L	8-15	255	Los Angeles
4/25/1999	at UCLA *	L	5-6 (10)	367	Los Angeles
4/27/1999	at Lewis-Clark State	L	4-5	205	Lewiston, Idaho
4/28/1999	at Gonzaga	L	7-8	325	Spokane, Wash.
4/30/1999	WASHINGTON *	L	6-9	1115	Pullman, Wash.
5/1/1999	WASHINGTON *	W	14-1	806	Pullman, Wash.
5/2/1999	WASHINGTON *	W	14-13 (10)	0	Pullman, Wash.
5/8/1999	CALIFORNIA *	W	8-3	290	Pullman, Wash.
5/9/1999	CALIFORNIA *	L	4-12	239	Pullman, Wash.

5/10/1999	CALIFORNIA *	L	1-11	133	Pullman, Wash.
5/13/1999	at Portland	W	7-0	143	Portland, Ore.
5/14/1999	at Oregon State *	L	4-13	359	Corvallis, Ore.
5/15/1999	at Oregon State *	L	6-8	1164	Corvallis, Ore.
5/16/1999	at Oregon State *	L	7-9	1035	Corvallis, Ore.
5/20/1999	at Washington	L	4-11	565	Seattle, Wash.
5/21/1999	at Washington	W	13-7	1108	Seattle, Wash.
5/22/1999	at Washington	W	17-13	1306	Seattle, Wash.

\* Pac-10 Conference Game

2000 SEASON  
HEAD COACH: Steve Farrington  
OVERALL: 20-36  
CONFERENCE: 6-18, HOME: 5-15, AWAY: 12-16, NEUTRAL: 3-5

DATE	OPPONENT	W/L	SCORE	ATT	SITE
1/29/2000	at Lewis-Clark State	L	1-10	475	Lewiston, Idaho
#2/4/2000	vs Texas A&M	W	5-3	449	Albuquerque
#2/5/2000	vs Kansas State	L	7-9	645	Albuquerque
#2/6/2000	vs Texas A&M	W	14-4	377	Albuquerque
@2/11/2000	vs Gonzaga	L	3-7	259	Pasco, Wash.
@2/12/2000	vs Gonzaga	L	3-5	382	Pasco, Wash.
@2/13/2000	vs Gonzaga	W	18-2	383	Pasco, Wash.
\$2/18/2000	vs Arkansas	L	0-1	268	Arlington, Texas
\$2/19/2000	vs Nebraska	L	4-12	487	Arlington, Texas
\$2/20/2000	at Texas-Arlington	W	7-3	621	Arlington, Texas
2/21/2000	at Texas-Arlington	L	4-5	163	Arlington, Texas
2/26/2000	at San Diego State	L	4-5	235	San Diego, Calif.
2/26/2000	at San Diego State	L	3-6	473	San Diego, Calif.
2/27/2000	at San Diego State	W	6-3	513	San Diego, Calif.
3/3/2000	at California *	L	6-7 (11)	235	Berkeley, Calif.
3/4/2000	at California *	W	3-2 (15)	296	Berkeley, Calif.
3/5/2000	at California *	W	6-3	205	Berkeley, Calif.
3/10/2000	at Oregon State	L	3-8	0	Corvallis, Ore.
3/11/2000	at Oregon State	L	2-14	522	Corvallis, Ore.
3/12/2000	at Oregon State	W	11-6	614	Corvallis, Ore.
3/14/2000	at UC Santa Barbara	L	4-7	127	Santa Barbara, Calif.
3/17/2000	at Cal State Northridge	W	6-2	143	Northridge, Calif.
3/18/2000	at Cal State Northridge	W	3-2	167	Northridge, Calif.
3/19/2000	at Cal State Northridge	W	6-3	215	Northridge, Calif.
3/21/2000	LEWIS-CLARK STATE	W	11-7	519	Pullman, Wash.
3/24/2000	at USC *	L	6-7	410	Los Angeles
3/25/2000	at USC *	L	7-12	506	Los Angeles
3/26/2000	at USC *	L	1-10	566	Los Angeles
3/31/2000	at Gonzaga	W	13-5	712	Spokane, Wash.
4/1/2000	GONZAGA	L	4-15	1115	Pullman, Wash.
4/2/2000	at Gonzaga	W	5-2	752	Spokane, Wash.
4/4/2000	WASHINGTON	L	6-16	764	Pullman, Wash.
4/5/2000	WASHINGTON	L	7-8	433	Pullman, Wash.
4/7/2000	STANFORD *	L	3-14	831	Pullman, Wash.
4/8/2000	STANFORD *	L	3-11	999	Pullman, Wash.
4/9/2000	STANFORD *	L	0-16	581	Pullman, Wash.
4/14/2000	ARIZONA STATE *	L	3-24	366	Pullman, Wash.
4/15/2000	ARIZONA STATE *	L	1-3	863	Pullman, Wash.
4/16/2000	ARIZONA STATE *	L	8-14	309	Pullman, Wash.
4/20/2000	at Arizona *	W	12-4	595	Tucson, Ariz.
4/21/2000	at Arizona *	W	9-6	625	Tucson, Ariz.
4/22/2000	at Arizona *	L	3-21	505	Tucson, Ariz.
4/28/2000	UCLA *	L	10-14	472	Pullman, Wash.
4/29/2000	UCLA *	L	2-13	587	Pullman, Wash.
4/30/2000	UCLA *	L	1-14	436	Pullman, Wash.
5/6/2000	at Washington *	L	4-5	830	Seattle, Wash.
5/7/2000	at Washington *	L	6-17	844	Seattle, Wash.
5/8/2000	at Washington *	L	2-3	337	Seattle, Wash.
5/10/2000	at Lewis-Clark State	L	4-5	440	Lewiston, Idaho
5/12/2000	CAL STATE NORTHRIDGE	W	8-7 (10)	224	Pullman, Wash.
5/13/2000	CAL STATE NORTHRIDGE	L	2-14	226	Pullman, Wash.
5/14/2000	CAL STATE NORTHRIDGE	L	3-7	256	Pullman, Wash.
5/16/2000	LEWIS-CLARK STATE	W	14-11	281	Pullman, Wash.
5/19/2000	OREGON STATE *	W	10-9 (11)	222	Pullman, Wash.
5/20/2000	OREGON STATE *	L	3-4	380	Pullman, Wash.
5/21/2000	OREGON STATE *	W	16-9	423	Pullman, Wash.

\* Pac-10 Conference Game



# WASHINGTON STATE BASEBALL

## YEAR-BY-YEAR RESULTS

2001 SEASON  
HEAD COACH: Tim Mooney  
OVERALL: 15-39

CONFERENCE: 6-18, HOME: 4-11, AWAY: 7-23, NEUTRAL: 4-5

DATE	OPPONENT	W/L	SCORE	ATT	SITE
1/25/2001	at Cal State Northridge	L	2-7	214	Northridge, Calif.
1/27/2001	at Cal State Northridge	L	3-4	312	Northridge, Calif.
1/27/2001	at Cal State Northridge	W	11-4	302	Northridge, Calif.
1/28/2001	at Cal State Northridge	L	4-6	302	Northridge, Calif.
2/2/2001	at UNLV	L	7-9	370	Las Vegas, Nev.
2/3/2001	at UNLV	L	9-10	362	Las Vegas, Nev.
2/4/2001	at UNLV	W	7-6	426	Las Vegas, Nev.
2/17/2001	vs Oklahoma State	W	12-2	669	Enid, Okla.
2/18/2001	at Oklahoma State	L	5-6	417	Stillwater, Okla.
2/23/2001	at Nevada	L	1-6	1009	Reno, Nev.
2/25/2001	at Nevada	L	4-6	1061	Reno, Nev.
2/27/2001	vs Gonzaga	W	6-1	109	Pasco, Wash.
3/2/2001	vs Gonzaga	L	9-12	67	Walla Walla, Wash.
3/3/2001	vs Gonzaga	L	4-10	220	Walla Walla, Wash.
3/3/2001	vs Gonzaga	W	4-3	220	Walla Walla, Wash.
3/4/2001	vs Gonzaga	L	6-7 (10)	180	Walla Walla, Wash.
3/9/2001	vs Oregon State	L	3-6	187	Yakima, Wash.
3/10/2001	vs Oregon State	L	10-11	253	Yakima, Wash.
3/11/2001	vs Oregon State	W	8-7	223	Yakima, Wash.
3/16/2001	at Oral Roberts	L	1-4	175	Tulsa, Okla.
3/17/2001	at Oral Roberts	W	7-3	200	Tulsa, Okla.
3/18/2001	at Oral Roberts	W	14-9	200	Tulsa, Okla.
3/20/2001	at Washington	L	3-8	699	Seattle, Wash.
3/21/2001	at Washington	L	4-7	662	Seattle, Wash.
3/23/2001	at California *	W	8-6	161	Berkeley, Calif.
3/24/2001	at California *	W	7-6	173	Berkeley, Calif.
3/25/2001	at California *	L	1-10	465	Berkeley, Calif.
3/30/2001	UCLA *	W	12-11	914	Pullman, Wash.
4/1/2001	UCLA *	L	10-13	0	Pullman, Wash.
4/1/2001	UCLA *	L	9-10	893	Pullman, Wash.
4/6/2001	ARIZONA *	L	11-14 (10)	819	Pullman, Wash.
4/7/2001	ARIZONA *	L	7-11	329	Pullman, Wash.
4/8/2001	ARIZONA *	W	17-14	425	Pullman, Wash.
4/10/2001	at Lewis-Clark State	L	7-10	239	Lewiston, Idaho
4/12/2001	at Arizona State *	W	2-1	0	Tempe, Ariz.
4/13/2001	at Arizona State *	L	3-4	2581	Tempe, Ariz.
4/14/2001	at Arizona State *	L	4-14	2462	Tempe, Ariz.
4/16/2001	CENTRAL WASHINGTON	W	17-7	257	Pullman, Wash.
4/20/2001	at Oregon State *	L	5-14	523	Corvallis, Ore.
4/21/2001	at Oregon State *	L	9-10	683	Corvallis, Ore.
4/22/2001	at Oregon State *	L	7-8	462	Corvallis, Ore.
4/27/2001	WASHINGTON *	L	8-15	869	Pullman, Wash.
4/28/2001	WASHINGTON *	L	6-8	519	Pullman, Wash.
4/29/2001	WASHINGTON *	W	7-2	463	Pullman, Wash.
5/4/2001	LEWIS-CLARK STATE	L	14-15	675	Pullman, Wash.
5/5/2001	at Lewis-Clark State	L	0-12	279	Lewiston, Idaho
5/6/2001	LEWIS-CLARK STATE	L	1-5	679	Pullman, Wash.
5/12/2001	at USC *	L	6-7	908	Los Angeles
5/13/2001	at USC *	L	0-7	506	Los Angeles
5/14/2001	at USC *	L	1-5	316	Los Angeles
5/16/2001	at Lewis-Clark State	L	10-13	309	Lewiston, Idaho
5/18/2001	STANFORD *	L	6-14	381	Pullman, Wash.
5/19/2001	STANFORD *	L	3-19	423	Pullman, Wash.
5/20/2001	STANFORD *	L	1-12	425	Pullman, Wash.

\* Pac-10 Conference Game

2002 SEASON  
HEAD COACH: Tim Mooney  
OVERALL: 21-33

CONFERENCE: 6-18, HOME: 5-13, AWAY: 10-15, NEUTRAL: 6-5

DATE	OPPONENT	W/L	SCORE	ATT	SITE
2/8/2002	at Cal State Northridge	W	7-5	238	Northridge, Calif.
2/9/2002	at Cal State Northridge	W	11-9	178	Northridge, Calif.
2/10/2002	at Cal State Northridge	L	11-17	289	Northridge, Calif.
%2/15/2002	vs Gonzaga	L	7-8	325	Pasco, Wash.
%2/16/2002	vs Gonzaga	W	4-2	253	Pasco, Wash.
%2/17/2002	vs Gonzaga	L	10-14	436	Pasco, Wash.
&2/22/2002	vs Pepperdine	L	2-7	0	College Station, Texas
&2/23/2002	vs Kentucky	W	7-3 (8)	0	College Station, Texas
&2/23/2002	at Texas A&M	W	7-5	0	College Station, Texas
&2/24/2002	at Texas A&M	L	4-6	4145	College Station, Texas
&2/25/2002	vs Kentucky	W	9-8 (8)	0	College Station, Texas
&2/25/2002	vs Pepperdine	W	4-2	0	College Station, Texas
#3/1/2002	vs Troy State	W	12-5	769	Dothan, Ala.
#3/3/2002	vs Kent State	W	7-3	189	Troy, Ala.
3/8/2002	at Sacramento State	L	2-9	205	Sacramento, Calif.
3/9/2002	at Sacramento State	W	8-4	304	Sacramento, Calif.
3/9/2002	at Sacramento State	L	10-11 (10)	0	Sacramento, Calif.
3/15/2002	at Oregon State	L	1-9	138	Corvallis, Ore.

3/16/2002	at Oregon State	L	4-5	215	Corvallis, Ore.
3/17/2002	at Oregon State	L	5-6 (10)	251	Corvallis, Ore.
3/22/2002	CALIFORNIA *	L	1-5	126	Lewiston, Idaho
3/23/2002	CALIFORNIA *	L	4-5	311	Lewiston, Idaho
3/25/2002	CALIFORNIA *	L	5-6 (10)	0	Lewiston, Idaho
3/25/2002	vs Washington	L	3-7	161	Lewiston, Idaho
3/26/2002	vs Washington	L	12-18	189	Lewiston, Idaho
3/28/2002	PACE	W	13-4	217	Pullman, Wash.
3/29/2002	PACE	W	10-4	0	Pullman, Wash.
3/29/2002	PACE	L	8-10	336	Pullman, Wash.
4/5/2002	ARIZONA STATE *	W	7-4	751	Pullman, Wash.
4/6/2002	ARIZONA STATE *	L	7-13	587	Pullman, Wash.
4/7/2002	ARIZONA STATE *	L	4-22	478	Pullman, Wash.
4/12/2002	at Washington *	W	4-2	447	Seattle, Wash.
4/13/2002	at Washington *	L	9-10	559	Seattle, Wash.
4/14/2002	at Washington *	L	7-11	457	Seattle, Wash.
4/19/2002	USC *	L	7-13	640	Pullman, Wash.
4/20/2002	USC *	L	3-15	519	Pullman, Wash.
4/21/2002	USC *	L	9-15	591	Pullman, Wash.
4/23/2002	at Lewis-Clark State	W	7-2	323	Lewiston, Idaho
4/26/2002	at UCLA *	L	3-5	322	Los Angeles
4/27/2002	at UCLA *	W	14-10	425	Los Angeles
4/28/2002	at UCLA *	W	9-6	423	Los Angeles
5/1/2002	GONZAGA	W	12-9	620	Pullman, Wash.
5/3/2002	OREGON STATE *	L	1-18	420	Pullman, Wash.
5/4/2002	OREGON STATE *	L	6-10	375	Pullman, Wash.
5/5/2002	OREGON STATE *	L	21-22	215	Pullman, Wash.
5/11/2002	LEWIS-CLARK STATE	W	9-7	375	Pullman, Wash.
5/12/2002	LEWIS-CLARK STATE	L	8-13	431	Pullman, Wash.
5/13/2002	at Lewis-Clark State	L	4-6	197	Lewiston, Idaho
5/17/2002	at Arizona *	W	6-5	574	Tucson, Ariz.
5/18/2002	at Arizona *	L	7-8	471	Tucson, Ariz.
5/19/2002	at Arizona *	W	9-7	345	Tucson, Ariz.
5/24/2002	at Stanford *	L	0-10	3867	Stanford, Calif.
5/25/2002	at Stanford *	L	3-11	2638	Stanford, Calif.
5/26/2002	at Stanford *	L	2-8	2753	Stanford, Calif.

\* Pac-10 Conference Game

2003 SEASON  
HEAD COACH: Tim Mooney  
OVERALL: 19-37

CONFERENCE: 7-17, HOME: 7-10, AWAY: 9-24, NEUTRAL: 3-3

DATE	OPPONENT	W/L	SCORE	ATT	SITE
2/7/2003	at Pacific	L	1-4	117	Stockton, Calif.
2/8/2003	at Pacific	L	7-8 (11)	215	Stockton, Calif.
2/9/2003	at Pacific	L	7-17	213	Stockton, Calif.
2/14/2003	at Long Beach State	L	1-7	716	Long Beach, Calif.
2/15/2003	at Long Beach State	L	0-11	552	Long Beach, Calif.
2/16/2003	at Long Beach State	L	4-9	587	Long Beach, Calif.
2/21/2003	at San Jose State	L	0-4	467	San Jose, Calif.
2/22/2003	at San Jose State	W	11-9	527	San Jose, Calif.
2/23/2003	at San Jose State	L	0-12	443	San Jose, Calif.
2/27/2003	vs BYU	L	0-4	95	Lewiston, Idaho
2/28/2003	vs Portland	W	7-1	75	Lewiston, Idaho
3/1/2003	vs Lewis-Clark State	W	12-4	433	Lewiston, Idaho
3/2/2003	vs Gonzaga	L	0-10	125	Lewiston, Idaho
3/7/2003	at Washington	L	8-11	328	Seattle, Wash.
3/8/2003	at Washington	L	5-6	364	Seattle, Wash.
3/9/2003	at Washington	L	1-8	411	Seattle, Wash.
3/11/2003	at Lewis-Clark State	L	5-17	85	Lewiston, Idaho
3/14/2003	vs Oregon State	W	8-6	224	Pasco, Wash.
3/15/2003	vs Oregon State	L	0-4	250	Pasco, Wash.
3/17/2003	at Portland	W	6-3	78	Portland, Ore.
3/18/2003	at Portland	L	5-9	83	Portland, Ore.
3/21/2003	at California *	L	3-8	269	Berkeley, Calif.
3/22/2003	at California *	L	3-9	285	Berkeley, Calif.
3/23/2003	at California *	W	5-4	263	Berkeley, Calif.
3/28/2003	at UC Irvine	W	8-4	459	Irvine, Calif.
3/29/2003	at UC Irvine	L	0-4	539	Irvine, Calif.
3/30/2003	at UC Irvine	W	4-2	612	Irvine, Calif.
4/1/2003	at Gonzaga	W	8-6	185	Spokane, Wash.
4/4/2003	#4 STANFORD *	L	1-6	703	Pullman, Wash.
4/5/2003	#4 STANFORD *	L	5-12	739	Pullman, Wash.
4/7/2003	#4 STANFORD *	L	5-8 (11)	119	Pullman, Wash.
4/8/2003	at Gonzaga	L	1-10	361	Spokane, Wash.
4/11/2003	at Oregon State *	W	10-6	721	Corvallis, Ore.
4/12/2003	at Oregon State *	L	3-11	690	Corvallis, Ore.
4/13/2003	at Oregon State *	W	11-7	543	Corvallis, Ore.
4/17/2003	#24 ARIZONA *	L	9-11	320	Pullman, Wash.
4/18/2003	#24 ARIZONA *	L	4-6 (11)	513	Pullman, Wash.
4/19/2003	#24 ARIZONA *	W	12-8	643	Pullman, Wash.
4/22/2003	LEWIS-CLARK STATE	W	3-1	232	Pullman, Wash.
4/25/2003	at #5 Arizona State *	L	0-21	2336	Tempe, Ariz.
4/26/2003	at #5 Arizona State *	L	3-5 (10)	2487	Tempe, Ariz.
4/27/2003	at #5 Arizona State *	L	0-25	2057	Tempe, Ariz.

**COUGAR BASEBALL**  
**YEAR-BY-YEAR RESULTS**

'23

4/29/2003	GONZAGA	W	6-4	432	Pullman, Wash.
5/2/2003	WASHINGTON *	L	8-9 (13)	907	Pullman, Wash.
5/3/2003	WASHINGTON *	L	4-9	347	Pullman, Wash.
5/4/2003	WASHINGTON *	W	6-2	425	Pullman, Wash.
5/9/2003	SACRAMENTO STATE	W	17-11	237	Pullman, Wash.
5/10/2003	SACRAMENTO STATE	W	14-5	343	Pullman, Wash.
5/11/2003	SACRAMENTO STATE	L	14-15	249	Pullman, Wash.
5/13/2003	at Lewis-Clark State	L	8-9 (11)	395	Lewiston, Idaho
5/16/2003	at USC *	W	13-12	248	Los Angeles
5/17/2003	at USC *	L	1-6	567	Los Angeles
5/18/2003	at USC *	L	1-9	625	Los Angeles
5/23/2003	UCLA *	L	3-21	457	Pullman, Wash.
5/24/2003	UCLA *	W	15-2	731	Pullman, Wash.
5/25/2003	UCLA *	L	7-18	313	Pullman, Wash.

\* Pac-10 Conference Game

**2004 SEASON**  
**HEAD COACH: Tim Mooney**  
**OVERALL: 29-26**

CONFERENCE: 9-15, HOME: 12-12, AWAY: 10-10, NEUTRAL: 7-4

DATE	OPPONENT	W/L	SCORE	ATT	SITE
^2/12/2004	vs San Francisco	W	9-1	100	Phoenix, Ariz.
^2/13/2004	vs Northwestern	L	2-3	450	Phoenix, Ariz.
^2/14/2004	vs Nevada	W	10-7	250	Scottsdale, Ariz.
^2/15/2004	vs Pacific	L	4-5	135	Phoenix, Ariz.
8/20/2004	vs Santa Clara	W	5-3	119	Sacramento, Calif.
8/21/2004	vs Saint Mary's	W	7-5	113	Sacramento, Calif.
8/22/2004	at Sacramento State	W	6-2	238	Sacramento, Calif.
2/27/2004	at Texas-Pan American	L	2-3 (10)	428	Edinburg, Texas
2/28/2004	at Texas-Pan American	W	15-3	347	Edinburg, Texas
2/29/2004	at Texas-Pan American	W	15-6	381	Edinburg, Texas
%3/5/2004	vs Portland	W	9-4	75	Lewiston, Idaho
%3/6/2004	vs Utah Valley	W	17-2	160	Lewiston, Idaho
%3/7/2004	vs Gonzaga	W	9-3	140	Lewiston, Idaho
%3/7/2004	at Lewis-Clark State	W	10-1	210	Lewiston, Idaho
8/3/13/2004	vs Oral Roberts	L	4-6	138	Malibu, Calif.
8/3/14/2004	vs #18 UC Irvine	L	4-12	124	Malibu, Calif.
3/15/2004	at Pepperdine	W	9-8	119	Malibu, Calif.
3/19/2004	WASHINGTON	W	11-5	269	Pullman, Wash.
3/20/2004	WASHINGTON	L	8-20	356	Pullman, Wash.
3/21/2004	WASHINGTON	W	11-10	531	Pullman, Wash.
3/26/2004	at Arizona *	L	7-8	938	Tucson, Ariz.
3/27/2004	at Arizona *	W	10-4	826	Tucson, Ariz.
3/28/2004	at Arizona *	L	3-11	567	Tucson, Ariz.
3/30/2004	at Gonzaga	W	13-11	489	Spokane, Wash.
4/2/2004	#29 BIRMINGHAM-SOUTH	W	8-6	716	Pullman, Wash.
4/3/2004	#29 BIRMINGHAM-SOUTH	W	12-8	1039	Pullman, Wash.
4/4/2004	#29 BIRMINGHAM-SOUTH	W	16-4	701	Pullman, Wash.
4/6/2004	LEWIS-CLARK STATE	L	5-7	520	Pullman, Wash.
4/8/2004	at Washington *	W	9-1	813	Seattle, Wash.
4/9/2004	at Washington *	L	3-7	1406	Seattle, Wash.
4/10/2004	at Washington *	W	14-8	1484	Seattle, Wash.
4/13/2004	GONZAGA	L	5-8	612	Pullman, Wash.
4/16/2004	USC *	L	2-4	752	Pullman, Wash.
4/17/2004	USC *	L	7-10	3153	Pullman, Wash.
4/18/2004	USC *	W	5-1	523	Pullman, Wash.
4/23/2004	#18 ARIZONA STATE *	L	5-17	703	Pullman, Wash.
4/24/2004	ARIZONA STATE *	L	2-5	882	Pullman, Wash.
4/25/2004	ARIZONA STATE *	W	8-4	842	Pullman, Wash.
4/28/2004	GONZAGA	L	9-10	526	Pullman, Wash.
4/30/2004	at Stanford *	L	3-8	2275	Stanford, Calif.
5/1/2004	at Stanford *	L	11-13	2108	Stanford, Calif.
5/2/2004	at Stanford *	L	3-17	2313	Stanford, Calif.
5/8/2004	SACRAMENTO STATE	W	17-3	485	Pullman, Wash.
5/9/2004	SACRAMENTO STATE	L	1-3	412	Pullman, Wash.
5/10/2004	SACRAMENTO STATE	W	6-5	186	Pullman, Wash.
5/14/2004	at UCLA *	W	10-9 (10)	366	Los Angeles
5/15/2004	at UCLA *	L	1-3	368	Los Angeles
5/16/2004	at UCLA *	L	0-14	615	Los Angeles
5/19/2004	at #3 Lewis-Clark State	L	2-9	220	Lewiston, Idaho
5/21/2004	OREGON STATE *	L	2-3	303	Pullman, Wash.
5/23/2004	OREGON STATE *	W	4-2	0	Pullman, Wash.
5/23/2004	OREGON STATE *	L	3-5	334	Pullman, Wash.
5/28/2004	CALIFORNIA *	W	7-3	207	Pullman, Wash.
5/29/2004	CALIFORNIA *	L	0-4	327	Pullman, Wash.
5/30/2004	CALIFORNIA *	W	13-3	326	Pullman, Wash.

\* Pac-10 Conference Game

**2005 SEASON**  
**HEAD COACH: Donnie Marbut**  
**OVERALL: 21-37**  
**CONFERENCE: 1-23, HOME: 10-16, AWAY: 8-18, NEUTRAL: 3-3**

DATE	OPPONENT	W/L	SCORE	ATT	SITE
2/4/2005	at Sacramento State	W	8-7 (10)	121	Sacramento, Calif.
2/5/2005	at Sacramento State	L	8-9	285	Sacramento, Calif.
2/6/2005	at Sacramento State	L	6-8	256	Sacramento, Calif.
2/11/2005	at Southeastern La.	W	2-1	323	Hammond, La.
2/12/2005	at Southeastern La.	W	14-7	377	Hammond, La.
2/12/2005	at Southeastern La.	L	5-13	390	Hammond, La.
2/18/2005	vs Portland	W	4-1	273	Pasco, Wash.
2/19/2005	vs Portland	L	5-10	0	Pasco, Wash.
2/19/2005	vs Portland	L	6-10	378	Pasco, Wash.
2/20/2005	PORTLAND	W	5-1	173	Pasco, Wash.
2/24/2005	at Hawaii	W	14-3	2091	Honolulu, Hawaii
2/25/2005	at Hawaii	L	1-6	2633	Honolulu, Hawaii
2/26/2005	at Hawaii	L	9-10 (10)	2548	Honolulu, Hawaii
2/27/2005	at Hawaii	W	7-1	2344	Honolulu, Hawaii
3/3/2005	vs Gonzaga	W	9-0	75	Lewiston, Idaho
#3/3/2005	vs Utah Valley State	L	4-6	105	Lewiston, Idaho
3/4/2005	vs Portland	W	15-8	85	Lewiston, Idaho
#3/5/2005	at Lewis-Clark State	W	9-7	610	Lewiston, Idaho
3/11/2005	NORTHERN COLORADO	W	13-3	561	Pullman, Wash.
3/12/2005	NORTHERN COLORADO	W	8-0	271	Pullman, Wash.
3/13/2005	NORTHERN COLORADO	L	3-4	322	Pullman, Wash.
3/18/2005	UTAH VALLEY STATE	W	11-2	163	Pullman, Wash.
3/19/2005	UTAH VALLEY STATE	W	9-3	0	Pullman, Wash.
3/19/2005	UTAH VALLEY STATE	L	4-14	221	Pullman, Wash.
3/20/2005	UTAH VALLEY STATE	W	16-13	240	Pullman, Wash.
3/24/2005	at California *	L	2-13	238	Berkeley, Calif.
3/25/2005	at California *	L	4-11	343	Berkeley, Calif.
3/26/2005	at California *	L	4-5	523	Berkeley, Calif.
3/29/2005	GONZAGA	L	12-14 (10)	227	Pullman, Wash.
4/1/2005	#12 STANFORD *	L	5-14	612	Pullman, Wash.
4/2/2005	#12 STANFORD *	L	4-11	837	Pullman, Wash.
4/3/2005	#12 STANFORD *	L	6-8	289	Pullman, Wash.
4/5/2005	at Gonzaga	W	7-3	246	Spokane, Wash.
4/8/2005	#6 ARIZONA *	L	0-13	829	Pullman, Wash.
4/9/2005	#6 ARIZONA *	L	4-7	2142	Pullman, Wash.
4/10/2005	#6 ARIZONA *	L	10-13 (10)	534	Pullman, Wash.
4/12/2005	at Gonzaga	W	4-1	103	Spokane, Wash.
4/19/2005	GONZAGA	W	8-4	423	Pullman, Wash.
4/22/2005	at Oregon State *	L	4-5	1758	Corvallis, Ore.
4/24/2005	at Oregon State *	L	1-8	0	Corvallis, Ore.
4/24/2005	at Oregon State *	L	6-7	1476	Corvallis, Ore.
4/27/2005	at Lewis-Clark State	L	5-6	955	Lewiston, Idaho
4/29/2005	WASHINGTON *	L	5-17	1034	Pullman, Wash.
4/30/2005	WASHINGTON *	L	5-13	1129	Pullman, Wash.
5/1/2005	WASHINGTON *	L	2-14	765	Pullman, Wash.
5/7/2005	SACRAMENTO STATE	W	6-0	367	Pullman, Wash.
5/8/2005	SACRAMENTO STATE	W	11-4	405	Pullman, Wash.
5/9/2005	SACRAMENTO STATE	L	5-6	239	Pullman, Wash.
5/11/2005	LEWIS-CLARK STATE	L	5-9	231	Pullman, Wash.
5/13/2005	at #23 USC *	L	1-9	311	Los Angeles
5/14/2005	at #23 USC *	L	3-15	752	Los Angeles
5/15/2005	at #23 USC *	L	2-7	491	Los Angeles
5/20/2005	UCLA *	L	3-4	338	Pullman, Wash.
5/21/2005	UCLA *	W	10-7	445	Pullman, Wash.
5/22/2005	UCLA *	L	1-4	320	Pullman, Wash.
5/27/2005	at #22 Arizona State *	L	2-8	2043	Tempe, Ariz.
5/28/2005	at #22 Arizona State *	L	6-16	2000	Tempe, Ariz.
5/29/2005	at #22 Arizona State *	L	2-7	2024	Tempe, Ariz.

\* Pac-10 Conference Game



# WASHINGTON STATE BASEBALL

## YEAR-BY-YEAR RESULTS

### 2006 SEASON

HEAD COACH: Donnie Marbut

OVERALL: 36-23

CONFERENCE: 10-14, HOME: 10-13, AWAY: 16-8, NEUTRAL: 10-2

DATE	OPPONENT	W/L	SCORE	ATT	SITE
#2/10/2006	vs East Tennessee State	W	8-2	154	Charleston, S.C.
#2/10/2006	vs Kennesaw State	L	5-8	35	Charleston, S.C.
#2/11/2006	vs Charleston Southern	W	9-5	42	Charleston, S.C.
2/12/2006	vs #10 Missouri	W	9-3	70	Charleston, S.C.
2/16/2006	at Hawaii-Hilo	W	13-12 (10)	200	Hilo, Hawaii
2/16/2006	at Hawaii-Hilo	W	9-7	193	Hilo, Hawaii
2/17/2006	at Hawaii-Hilo	W	11-3	217	Hilo, Hawaii
2/18/2006	at Hawaii-Hilo	L	5-7	73	Kailua-Kona, Hawaii
%2/23/2006	vs Portland	W	9-4	112	Sacramento, Calif.
%2/24/2006	vs BYU	W	5-1	85	Davis, Calif.
%2/25/2006	at UC Davis	W	8-7	345	Davis, Calif.
%2/26/2006	vs San Francisco	W	7-6	98	Sacramento, Calif.
3/2/2006	CHICAGO STATE	W	16-0	312	Pullman, Wash.
3/3/2006	vs Gonzaga	W	18-10	165	Lewiston, Idaho
3/4/2006	at Lewis-Clark State	W	6-1	733	Lewiston, Idaho
3/5/2006	GONZAGA	L	0-7	478	Pullman, Wash.
3/7/2006	CHICAGO STATE	W	20-4	260	Pullman, Wash.
3/9/2006	CHICAGO STATE	L	5-6	180	Pullman, Wash.
3/9/2006	CHICAGO STATE	W	8-0	180	Pullman, Wash.
^3/13/2006	vs Bucknell	W	7-1	184	Fresno, Calif.
^3/15/2006	vs Lafayette	W	10-2	180	Fresno, Calif.
^3/16/2006	at Fresno State	L	1-6	2163	Fresno, Calif.
^3/18/2006	vs Gonzaga	W	15-3	104	Fresno, Calif.
^3/18/2006	vs Miami (Ohio)	L	7-9	235	Fresno, Calif.
3/25/2006	at #17 Stanford *	W	7-1	1413	Stanford, Calif.
3/26/2006	at #17 Stanford *	W	8-5	1924	Stanford, Calif.
3/27/2006	at #17 Stanford *	L	3-5	1303	Stanford, Calif.
3/30/2006	#14 ARIZONA STATE *	W	6-1	1500	Pullman, Wash.
3/31/2006	#14 ARIZONA STATE *	L	3-8	1273	Pullman, Wash.
4/1/2006	#14 ARIZONA STATE *	L	1-2	344	Pullman, Wash.
4/4/2006	GONZAGA	L	2-6	237	Pullman, Wash.
4/7/2006	at UCLA *	L	5-9	353	Los Angeles
4/8/2006	at UCLA *	W	4-3 (10)	902	Los Angeles
4/9/2006	at UCLA *	L	7-10	451	Los Angeles
4/13/2006	CALIFORNIA *	L	2-9	610	Pullman, Wash.
4/14/2006	CALIFORNIA *	W	5-4	541	Pullman, Wash.
4/16/2006	CALIFORNIA *	L	4-6	127	Pullman, Wash.
4/18/2006	GONZAGA	L	4-9	527	Pullman, Wash.
4/21/2006	at Northern Colorado	W	22-7	168	Greeley, Colo.
4/22/2006	at Northern Colorado	W	10-7	198	Greeley, Colo.
4/23/2006	at Northern Colorado	W	5-2	136	Greeley, Colo.
4/25/2006	at Gonzaga	W	9-6	336	Spokane, Wash.
4/28/2006	USC *	L	2-9	1408	Pullman, Wash.
4/29/2006	USC *	W	13-7	892	Pullman, Wash.
4/30/2006	USC *	W	6-3	755	Pullman, Wash.
5/6/2006	UTAH VALLEY STATE	L	5-6	392	Pullman, Wash.
5/7/2006	UTAH VALLEY STATE	W	9-8 (11)	138	Pullman, Wash.
5/8/2006	UTAH VALLEY STATE	W	6-5	217	Pullman, Wash.
5/13/2006	at Arizona *	L	4-29	511	Tucson, Ariz.
5/14/2006	at Arizona *	W	9-3	368	Tucson, Ariz.
5/15/2006	at Arizona *	W	6-5	287	Tucson, Ariz.
5/16/2006	at Gonzaga	W	11-5	318	Spokane, Wash.
5/19/2006	OREGON STATE *	L	1-16	742	Pullman, Wash.
5/20/2006	OREGON STATE *	L	2-10	759	Pullman, Wash.
5/21/2006	OREGON STATE *	L	3-13	829	Pullman, Wash.
5/22/2006	LEWIS-CLARK STATE	W	4-2	318	Pullman, Wash.
5/26/2006	at Washington *	W	3-2	1617	Seattle, Wash.
5/27/2006	at Washington *	L	4-5 (13)	1009	Seattle, Wash.
5/28/2006	at Washington *	L	3-5	912	Seattle, Wash.

### 2007 SEASON

HEAD COACH: Donnie Marbut

OVERALL: 28-26

CONFERENCE: 10-14, HOME: 16-9, AWAY: 12-17, NEUTRAL: 0-0

DATE	OPPONENT	W/L	SCORE	ATT	SITE
2/16/2007	at Cal State Northridge	L	3-5	158	Northridge, Calif.
2/17/2007	at Cal State Northridge	W	12-10	123	Northridge, Calif.
2/18/2007	at Cal State Northridge	W	6-1	168	Northridge, Calif.
2/23/2007	at #13 Texas	L	2-4	4388	Austin, Texas
2/24/2007	at #13 Texas	L	2-11	5009	Austin, Texas
2/25/2007	at #13 Texas	W	7-6	4964	Austin, Texas
3/1/2007	UTAH VALLEY STATE	W	17-7	205	Pullman, Wash.
3/2/2007	SOUTHERN UTAH	W	13-0	355	Pullman, Wash.
3/2/2007	AIR FORCE	W	3-0	445	Pullman, Wash.
3/3/2007	at Lewis-Clark State	L	1-12	485	Lewiston, Idaho
3/8/2007	at San Jose State	L	3-6	430	San Jose, Calif.
3/9/2007	at San Jose State	W	10-3	479	San Jose, Calif.
3/10/2007	at San Jose State	W	7-4	547	San Jose, Calif.

DATE	OPPONENT	W/L	SCORE	ATT	SITE
3/11/2007	RIDER	L	1-4	207	Pullman, Wash.
3/12/2007	RIDER	W	11-6	112	Pullman, Wash.
3/13/2007	RIDER	W	11-0	112	Pullman, Wash.
3/16/2007	ILLINOIS-CHICAGO	W	5-2	148	Pullman, Wash.
3/17/2007	ILLINOIS-CHICAGO	L	11-14	155	Pullman, Wash.
3/18/2007	ILLINOIS-CHICAGO	W	9-3	183	Pullman, Wash.
3/20/2007	at Gonzaga	W	13-2	432	Spokane, Wash.
3/23/2007	WASHINGTON *	L	3-5 (11)	2507	Pullman, Wash.
3/24/2007	WASHINGTON *	L	4-15	1576	Pullman, Wash.
3/25/2007	WASHINGTON *	L	5-6	445	Pullman, Wash.
3/28/2007	BYU	W	4-3 (12)	402	Pullman, Wash.
3/28/2007	BYU	W	2-1	402	Pullman, Wash.
3/30/2007	at California *	L	4-8	315	Berkeley, Calif.
3/31/2007	at California *	L	2-6	365	Berkeley, Calif.
4/1/2007	at California *	W	9-6	1160	Berkeley, Calif.
4/2/2007	at San Francisco	L	1-8	250	San Francisco
4/10/2007	GONZAGA	L	6-12	357	Pullman, Wash.
4/13/2007	at #10 Arizona State *	L	3-8	2658	Tempe, Ariz.
4/14/2007	at #10 Arizona State *	L	3-4	2721	Tempe, Ariz.
4/15/2007	at #10 Arizona State *	L	6-16	2759	Tempe, Ariz.
4/17/2007	at Gonzaga	W	7-4	781	Spokane, Wash.
4/20/2007	#12 ARIZONA *	L	1-3	626	Pullman, Wash.
4/21/2007	#12 ARIZONA *	W	4-3	591	Pullman, Wash.
4/22/2007	#12 ARIZONA *	W	5-3	422	Pullman, Wash.
4/24/2007	GONZAGA	W	12-9	569	Pullman, Wash.
4/27/2007	at USC *	W	5-4	319	Los Angeles
4/28/2007	at USC *	L	5-9	439	Los Angeles
4/29/2007	at USC *	L	8-10	550	Los Angeles
5/5/2007	STANFORD *	L	4-6	571	Pullman, Wash.
5/6/2007	STANFORD *	W	8-6	452	Pullman, Wash.
5/7/2007	STANFORD *	W	4-2	252	Pullman, Wash.
5/11/2007	at #15 Oregon State *	W	5-4	2327	Corvallis, Ore.
5/12/2007	at #15 Oregon State *	L	5-11	2035	Corvallis, Ore.
5/13/2007	at #15 Oregon State *	W	5-3	2113	Corvallis, Ore.
5/14/2007	at Portland	L	9-16	133	Portland, Ore.
5/18/2007	UCLA *	W	5-1	614	Pullman, Wash.
5/19/2007	UCLA *	W	10-5	548	Pullman, Wash.
5/20/2007	UCLA *	L	5-7	232	Pullman, Wash.
5/25/2007	at UC Davis	L	1-2 (10)	105	Davis, Calif.
5/26/2007	at UC Davis	W	8-6 (12)	195	Davis, Calif.
5/27/2007	at UC Davis	L	2-4	323	Davis, Calif.

\* Pac-10 Conference Game

### 2008 SEASON

HEAD COACH: Donnie Marbut

OVERALL: 30-26

CONFERENCE: 8-16, HOME: 20-11, AWAY: 10-15, NEUTRAL: 0-0

DATE	OPPONENT	W/L	SCORE	ATT	SITE
2/22/2008	CREIGHTON	L	4-8	1092	Pullman, Wash.
2/23/2008	CREIGHTON	W	8-3	803	Pullman, Wash.
2/24/2008	CREIGHTON	W	5-4	416	Pullman, Wash.
2/26/2008	at UNLV	W	12-8	360	Las Vegas, Nev.
2/27/2008	at UNLV	W	9-5	398	Las Vegas, Nev.
2/29/2008	WRIGHT STATE	W	13-4	475	Pullman, Wash.
3/1/2008	WRIGHT STATE	W	14-10	297	Pullman, Wash.
3/2/2008	WRIGHT STATE	W	7-4	290	Pullman, Wash.
3/7/2008	KENT STATE	L	5-9	285	Pullman, Wash.
3/7/2008	KENT STATE	W	10-2	285	Pullman, Wash.
3/8/2008	KENT STATE	W	21-4	191	Pullman, Wash.
3/9/2008	KENT STATE	W	5-3	207	Pullman, Wash.
3/11/2008	at Kansas State	L	6-9	860	Manhattan, Kan.
3/12/2008	at #15 Wichita State	L	4-6	3766	Wichita, Kan.
3/14/2008	at #25 Oklahoma	W	5-3	605	Norman, Okla.
3/15/2008	at #25 Oklahoma	W	4-3	620	Norman, Okla.
3/15/2008	at #25 Oklahoma	W	8-5 (8)	620	Norman, Okla.
3/16/2008	at #25 Oklahoma	L	2-14	660	Norman, Okla.
3/20/2008	#12 CALIFORNIA *	L	1-9	246	Pullman, Wash.
3/21/2008	#12 CALIFORNIA *	L	4-7	322	Pullman, Wash.
3/22/2008	#12 CALIFORNIA *	W	5-4 (10)	180	Pullman, Wash.
3/25/2008	GONZAGA	W	6-2	356	Pullman, Wash.
3/28/2008	at #17 Stanford *	W	10-4	1392	Stanford, Calif.
3/29/2008	at #17 Stanford *	L	3-7	1501	Stanford, Calif.
3/30/2008	at #17 Stanford *	L	1-4	1765	Stanford, Calif.
3/31/2008	at Santa Clara	L	5-7	325	Santa Clara, Calif.
4/4/2008	UC DAVIS	L	5-12	268	Pullman, Wash.
4/5/2008	UC DAVIS	W	6-4	539	Pullman, Wash.
4/5/2008	UC DAVIS	W	7-5	539	Pullman, Wash.
4/6/2008	UC DAVIS	L	11-13	260	Pullman, Wash.
4/8/2008	at Gonzaga	L	8-11	535	Spokane, Wash.
4/11/2008	#2 ARIZONA STATE *	L	3-15	786	Pullman, Wash.
4/12/2008	#2 ARIZONA STATE *	W	10-4	3313	Pullman, Wash.
4/13/2008	#2 ARIZONA STATE *	L	13-16	1216	Pullman, Wash.
4/18/2008	at #22 Arizona *	L	6-7 (12)	1113	Tucson, Ariz.
4/19/2008	at #22 Arizona *	L	5-6	802	Tucson, Ariz.
4/20/2008	at #22 Arizona *	L	2-4	537	Tucson, Ariz.

COUGAR BASEBALL  
YEAR-BY-YEAR RESULTS

'23

4/22/2008	GONZAGA	W	9-8	292	Pullman, Wash.
4/25/2008	SAN JOSE STATE	W	8-3	352	Pullman, Wash.
4/26/2008	SAN JOSE STATE	W	7-5	442	Pullman, Wash.
4/27/2008	SAN JOSE STATE	L	2-6	531	Pullman, Wash.
5/3/2008	#23 OREGON STATE *	W	10-3	1107	Pullman, Wash.
5/4/2008	#23 OREGON STATE *	W	11-4	815	Pullman, Wash.
5/5/2008	#25 OREGON STATE *	L	9-19	623	Pullman, Wash.
5/6/2008	at BYU	W	13-7	1117	Provo, Utah
5/7/2008	at BYU	W	12-5	141	Provo, Utah
5/9/2008	at #30 Washington *	L	3-12	1581	Seattle, Wash.
5/10/2008	at #30 Washington *	W	5-1	1361	Seattle, Wash.
5/11/2008	at #30 Washington *	L	1-5	1093	Seattle, Wash.
5/13/2008	at Gonzaga	W	7-5 (11)	594	Spokane, Wash.
5/16/2008	at UCLA *	L	0-10	629	Los Angeles
5/17/2008	at UCLA *	L	6-7 (10)	563	Los Angeles
5/18/2008	at UCLA *	L	1-2	618	Los Angeles
5/23/2008	USC *	W	8-5	506	Pullman, Wash.
5/24/2008	USC *	W	4-2	616	Pullman, Wash.
5/25/2008	USC *	L	7-8	576	Pullman, Wash.

\* Pac-10 Conference Game

2009 SEASON  
HEAD COACH: Donnie Marbut  
OVERALL: 32-25  
CONFERENCE: 19-8, HOME: 21-6, AWAY: 10-16, NEUTRAL: 1-3

DATE	OPPONENT	W/L	SCORE	ATT	SITE
2/20/2009	at #22 Arkansas	L	2-4	0	Fayetteville, Ark.
2/20/2009	at #22 Arkansas	L	5-7 (10)	8297	Fayetteville, Ark.
2/22/2009	at #22 Arkansas	L	3-4	7084	Fayetteville, Ark.
2/27/2009	#16 OKLAHOMA	W	9-2	751	Pullman, Wash.
2/28/2009	#16 OKLAHOMA	L	7-9 (11)	422	Pullman, Wash.
2/28/2009	#16 OKLAHOMA	L	3-12	422	Pullman, Wash.
3/1/2009	#16 OKLAHOMA	W	10-6	236	Pullman, Wash.
3/3/2009	GONZAGA	W	8-4	461	Pullman, Wash.
%3/6/2009	at #7 Rice	L	1-2	3188	Houston, Texas
%3/7/2009	vs Oral Roberts	L	1-2	4338	Houston, Texas
%3/8/2009	vs Notre Dame	L	3-7	3424	Houston, Texas
3/13/2009	at Long Beach State	W	9-0	960	Long Beach, Calif.
3/14/2009	at Long Beach State	W	8-5	1060	Long Beach, Calif.
3/15/2009	at Long Beach State	L	5-6	1215	Long Beach, Calif.
3/17/2009	at #17 Pepperdine	L	1-3	327	Malibu, Calif.
3/18/2009	at #17 Pepperdine	L	2-5	277	Malibu, Calif.
3/20/2009	SOUTH DAKOTA STATE	W	12-0	217	Pullman, Wash.
3/21/2009	SOUTH DAKOTA STATE	W	12-4	258	Pullman, Wash.
3/22/2009	SOUTH DAKOTA STATE	W	13-4	141	Pullman, Wash.
3/27/2009	at California *	W	8-7	216	Berkeley, Calif.
3/28/2009	at California *	W	11-0	411	Berkeley, Calif.
3/29/2009	at California *	L	2-8	462	Berkeley, Calif.
4/3/2009	UCLA *	W	7-2	465	Pullman, Wash.
4/4/2009	UCLA *	W	4-3	2362	Pullman, Wash.
4/5/2009	UCLA *	L	5-9	813	Pullman, Wash.
4/6/2009	BYU	W	12-8	442	Pullman, Wash.
4/7/2009	BYU	W	13-4	615	Pullman, Wash.
4/10/2009	at #1 Arizona State *	L	3-13	3146	Tempe, Ariz.
4/11/2009	at #1 Arizona State *	L	1-11	2561	Tempe, Ariz.
4/12/2009	at #1 Arizona State *	W	10-4	2513	Tempe, Ariz.
4/14/2009	at #22 Gonzaga	L	6-17	551	Spokane, Wash.
4/17/2009	ARIZONA *	W	5-4	562	Pullman, Wash.
4/18/2009	ARIZONA *	W	5-4	1227	Pullman, Wash.
4/19/2009	ARIZONA *	W	8-7 (11)	724	Pullman, Wash.
4/21/2009	at Utah	W	13-8	242	Salt Lake City
4/22/2009	at Utah	L	1-9	177	Salt Lake City
4/24/2009	at USC *	L	1-5	268	Los Angeles
4/25/2009	at USC *	W	13-3	340	Los Angeles
4/26/2009	at USC *	W	6-4	351	Los Angeles
5/1/2009	STANFORD *	W	3-1	1076	Pullman, Wash.
5/2/2009	STANFORD *	L	9-12	1123	Pullman, Wash.
5/3/2009	STANFORD *	L	2-3	270	Pullman, Wash.
5/9/2009	OREGON *	W	5-3	784	Pullman, Wash.
5/10/2009	OREGON *	W	5-2	583	Pullman, Wash.
5/11/2009	OREGON *	W	10-2	403	Pullman, Wash.
5/12/2009	PORTLAND	W	10-5	134	Pullman, Wash.
5/13/2009	PORTLAND	L	3-6	167	Pullman, Wash.
5/15/2009	at #25 Oregon State *	W	7-6	2749	Corvallis, Ore.
5/16/2009	at #25 Oregon State *	L	2-8	3073	Corvallis, Ore.
5/17/2009	at #25 Oregon State *	W	7-6	2959	Corvallis, Ore.
5/19/2009	at Gonzaga	L	7-8	720	Spokane, Wash.
5/22/2009	WASHINGTON *	W	6-5 (10)	1549	Pullman, Wash.
5/23/2009	WASHINGTON *	W	7-1	1771	Pullman, Wash.
5/24/2009	WASHINGTON *	W	10-5	1313	Pullman, Wash.
5/29/2009	vs #21 Arkansas #	L	3-10	1636	Norman, Okla.
5/30/2009	vs Wichita State #	W	3-2	1498	Norman, Okla.
5/31/2009	at #9 Oklahoma #	L	2-7	1439	Norman, Okla.

\* Pac-10 Conference Game

# NCAA Regional (Norman, Okla.)

2010 SEASON  
HEAD COACH: Donnie Marbut  
OVERALL: 37-22  
CONFERENCE: 15-12, HOME: 20-5, AWAY: 12-17, NEUTRAL: 5-0

DATE	OPPONENT	W/L	SCORE	ATT	SITE
2/20/2010	SEATTLE	W	11-6	1136	Pullman, Wash.
2/21/2010	SEATTLE	W	23-0	936	Pullman, Wash.
^2/26/2010	vs Bethune-Cookman	W	10-4	0	Lubbock, Texas
^2/26/2010	at Texas Tech	W	6-3	1927	Lubbock, Texas
^2/27/2010	vs Bethune-Cookman	W	6-3	0	Lubbock, Texas
^2/28/2010	at Texas Tech	W	10-7	2015	Lubbock, Texas
3/5/2010	UTAH	W	5-1	1012	Pullman, Wash.
3/5/2010	UTAH	W	6-2	1012	Pullman, Wash.
3/6/2010	UTAH	W	10-4	1703	Pullman, Wash.
3/7/2010	UTAH	L	1-4	688	Pullman, Wash.
3/12/2010	at #29 Texas A&M	L	3-4	2796	College Station, Texas
3/13/2010	at #29 Texas A&M	W	7-5	3347	College Station, Texas
3/14/2010	at #29 Texas A&M	L	5-6	3343	College Station, Texas
3/16/2010	at Dallas Baptist	L	5-14	285	Dallas, Texas
3/17/2010	at Dallas Baptist	W	5-2	215	Dallas, Texas
3/19/2010	at #25 Wichita State	L	3-5	2860	Wichita, Kan.
3/23/2010	GONZAGA	W	7-5	823	Pullman, Wash.
3/26/2010	CSU BAKERSFIELD	W	14-3	354	Pullman, Wash.
3/27/2010	CSU BAKERSFIELD	L	5-9	1395	Pullman, Wash.
3/27/2010	CSU BAKERSFIELD	W	13-12	1395	Pullman, Wash.
3/28/2010	CSU BAKERSFIELD	L	0-3	351	Pullman, Wash.
4/1/2010	at Washington *	L	2-3	789	Seattle, Wash.
4/3/2010	at Washington *	W	6-5 (12)	0	Seattle, Wash.
4/3/2010	at Washington *	L	3-4	1037	Seattle, Wash.
4/5/2010	at BYU	L	2-3	430	Provo, Utah
4/9/2010	#1 ARIZONA STATE *	W	6-5	712	Pullman, Wash.
4/10/2010	#1 ARIZONA STATE *	L	7-11	3693	Pullman, Wash.
4/11/2010	#1 ARIZONA STATE *	W	9-5	789	Pullman, Wash.
4/13/2010	vs Seattle	W	8-5	1353	Wenatchee, Wash.
4/14/2010	GONZAGA	W	5-4	739	Pullman, Wash.
4/16/2010	at #21 Arizona *	L	3-5	1885	Tucson, Ariz.
4/17/2010	at #21 Arizona *	L	6-13	1420	Tucson, Ariz.
4/18/2010	at #21 Arizona *	L	11-12	590	Tucson, Ariz.
4/23/2010	#22 OREGON STATE *	W	5-1	1012	Pullman, Wash.
4/24/2010	#22 OREGON STATE *	W	12-4	1596	Pullman, Wash.
4/25/2010	#22 OREGON STATE *	L	2-3	1397	Pullman, Wash.
4/30/2010	at #17 Oregon *	W	3-2	2132	Eugene, Ore.
5/1/2010	at #17 Oregon *	L	0-6	3791	Eugene, Ore.
5/2/2010	at #17 Oregon *	L	1-6	2654	Eugene, Ore.
5/8/2010	#18 CALIFORNIA *	W	13-10	491	Pullman, Wash.
5/9/2010	#18 CALIFORNIA *	W	11-9	513	Pullman, Wash.
5/10/2010	#18 CALIFORNIA *	W	9-4	513	Pullman, Wash.
5/11/2010	at Portland	W	6-5	321	Portland, Ore.
5/14/2010	at #25 Stanford *	L	7-8	2639	Stanford, Calif.
5/15/2010	at #25 Stanford *	W	4-2	1903	Stanford, Calif.
5/16/2010	at #25 Stanford *	W	9-3	2090	Stanford, Calif.
5/21/2010	USC *	W	20-7	672	Pullman, Wash.
5/22/2010	USC *	W	18-4	723	Pullman, Wash.
5/23/2010	USC *	W	8-2	697	Pullman, Wash.
5/25/2010	at Gonzaga	W	2-0	808	Spokane, Wash.
5/26/2010	PORTLAND	W	3-2	254	Pullman, Wash.
5/28/2010	at #7 UCLA *	L	1-6	1006	Los Angeles
5/29/2010	at #7 UCLA *	W	6-4	1170	Los Angeles
5/30/2010	at #7 UCLA *	L	1-11	1165	Los Angeles
6/4/2010	vs Kansas State #	W	8-6	2518	Fayetteville, Ark.
6/5/2010	at #15 Arkansas #	L	4-6	8428	Fayetteville, Ark.
6/6/2010	vs Kansas State #	W	9-6	5061	Fayetteville, Ark.
6/6/2010	at #15 Arkansas #	W	10-7	7750	Fayetteville, Ark.
6/7/2010	at #15 Arkansas #	L	2-7	6774	Fayetteville, Ark.

\* Pac-10 Conference Game

# NCAA Regional (Fayetteville, Ark.)



# WASHINGTON STATE BASEBALL

## YEAR-BY-YEAR RESULTS

2011 SEASON  
HEAD COACH: Donnie Marbut  
OVERALL: 26-28

CONFERENCE: 10-17, HOME: 19-12, AWAY: 6-13, NEUTRAL: 1-3

DATE	OPPONENT	W/L	SCORE	ATT	SITE
2/18/2011	at CSU Bakersfield	W	4-2	381	Bakersfield, Calif.
2/19/2011	at CSU Bakersfield	L	10-11	325	Bakersfield, Calif.
2/20/2011	at CSU Bakersfield	W	4-3	325	Bakersfield, Calif.
2/26/2011	UC SANTA BARBARA	W	5-1	253	Pullman, Wash.
2/26/2011	UC SANTA BARBARA	W	7-3	253	Pullman, Wash.
#3/4/2011	vs Oklahoma State	W	13-2	76	Tucson, Ariz.
#3/5/2011	vs Minnesota	L	0-2	0	Tucson, Ariz.
#3/6/2011	vs South Alabama	L	3-14	0	Tucson, Ariz.
3/7/2011	DALLAS BAPTIST	L	4-13	188	Pullman, Wash.
3/8/2011	DALLAS BAPTIST	W	8-7	174	Pullman, Wash.
3/11/2011	UTAH VALLEY	W	3-1	237	Pullman, Wash.
3/12/2011	UTAH VALLEY	W	8-7	214	Pullman, Wash.
3/13/2011	UTAH VALLEY	W	16-2	175	Pullman, Wash.
3/17/2011	at #17 Fresno State	L	5-7	1954	Fresno, Calif.
3/18/2011	at #17 Fresno State	L	1-16	2644	Fresno, Calif.
3/19/2011	at #17 Fresno State	L	2-7	1562	Fresno, Calif.
3/25/2011	at #16 California *	L	0-7	142	Berkeley, Calif.
3/26/2011	at #16 California *	L	0-3	136	Berkeley, Calif.
3/27/2011	at #16 California *	L	3-4 (11)	353	Berkeley, Calif.
3/29/2011	GONZAGA	W	17-11	133	Pullman, Wash.
4/1/2011	#11 STANFORD *	W	10-8	693	Pullman, Wash.
4/2/2011	#11 STANFORD *	L	3-22	411	Pullman, Wash.
4/3/2011	#11 STANFORD *	L	3-4	523	Pullman, Wash.
4/5/2011	at #24 Gonzaga	W	11-6	810	Spokane, Wash.
4/8/2011	#16 UCLA *	L	1-3	756	Pullman, Wash.
4/9/2011	#16 UCLA *	L	3-10	2654	Pullman, Wash.
4/10/2011	#16 UCLA *	W	3-2	329	Pullman, Wash.
4/12/2011	#24 GONZAGA	W	3-1	352	Pullman, Wash.
4/15/2011	at #10 Arizona State *	L	1-3	3072	Tempe, Ariz.
4/16/2011	at #10 Arizona State *	L	2-8	3102	Tempe, Ariz.
4/17/2011	at #10 Arizona State *	L	4-10	2821	Tempe, Ariz.
4/21/2011	at #3 Oregon State *	L	2-4	2467	Corvallis, Ore.
4/22/2011	at #3 Oregon State *	L	6-7	2843	Corvallis, Ore.
4/23/2011	at #3 Oregon State *	W	2-0	3041	Corvallis, Ore.
4/26/2011	BYU	W	3-0	173	Pullman, Wash.
4/26/2011	BYU	W	4-3	173	Pullman, Wash.
4/29/2011	WASHINGTON *	W	5-2	485	Pullman, Wash.
4/30/2011	WASHINGTON *	W	11-6	895	Pullman, Wash.
5/1/2011	WASHINGTON *	L	5-6	853	Pullman, Wash.
5/6/2011	UNLV	L	1-4	202	Pullman, Wash.
5/7/2011	UNLV	W	4-3	343	Pullman, Wash.
5/8/2011	UNLV	L	3-6	213	Pullman, Wash.
5/14/2011	#26 ARIZONA *	W	7-6 (10)	393	Pullman, Wash.
5/15/2011	#26 ARIZONA *	L	1-8	197	Pullman, Wash.
5/16/2011	#26 ARIZONA *	L	4-6	214	Pullman, Wash.
5/17/2011	PORTLAND	L	8-10	0	Pullman, Wash.
5/17/2011	PORTLAND	W	11-5	177	Pullman, Wash.
5/20/2011	OREGON *	W	12-6	597	Pullman, Wash.
5/21/2011	OREGON *	L	3-6	513	Pullman, Wash.
5/22/2011	OREGON *	W	8-7	542	Pullman, Wash.
5/24/2011	vs Washington	L	2-4	3714	Pasco, Wash.
5/27/2011	at USC *	L	2-6	260	Los Angeles
5/28/2011	at USC *	W	10-2	510	Los Angeles
5/29/2011	at USC *	W	13-1	539	Los Angeles

\* Pac-10 Conference Game

2012 SEASON  
HEAD COACH: Donnie Marbut  
OVERALL: 28-28

CONFERENCE: 12-18, HOME: 16-10, AWAY: 11-18, NEUTRAL: 1-0

DATE	OPPONENT	W/L	SCORE	ATT	SITE
2/17/2012	at #34 Mississippi State	L	2-6	6141	Starkville, Miss.
2/19/2012	at #34 Mississippi State	W	6-5 (13)	0	Starkville, Miss.
2/19/2012	at #34 Mississippi State	L	4-5	6006	Starkville, Miss.
2/24/2012	NEBRASKA OMAHA	W	13-4	0	Pullman, Wash.
2/24/2012	NEBRASKA OMAHA	W	12-6	424	Pullman, Wash.
2/26/2012	NEBRASKA OMAHA	W	7-1	186	Pullman, Wash.
2/27/2012	NEBRASKA OMAHA	W	5-3	78	Pullman, Wash.
3/2/2012	NORTHERN COLORADO	W	8-2	292	Pullman, Wash.
3/3/2012	NORTHERN COLORADO	L	3-7	303	Pullman, Wash.
3/4/2012	NORTHERN COLORADO	W	7-3	294	Pullman, Wash.
3/9/2012	at UNLV	L	1-2	571	Las Vegas, Nev.
3/10/2012	at UNLV	L	3-4	728	Las Vegas, Nev.
3/11/2012	at UNLV	W	9-8	804	Las Vegas, Nev.
3/13/2012	at #8 Cal State Fullerton	W	9-8 (11)	1118	Fullerton, Calif.
3/14/2012	at UC Irvine	L	0-6	496	Irvine, Calif.
3/16/2012	at #6 Arizona *	W	6-0	2306	Tucson, Ariz.
3/17/2012	at #6 Arizona *	L	7-8	1496	Tucson, Ariz.
3/17/2012	at #6 Arizona *	L	9-12	2025	Tucson, Ariz.

3/23/2012	at #7 UCLA *	L	3-12	637	Los Angeles
3/24/2012	at #7 UCLA *	L	3-12	720	Los Angeles
3/26/2012	at #6 UCLA *	W	10-4	319	Los Angeles
3/26/2012	at Long Beach State	W	11-1	817	Long Beach, Calif.
3/30/2012	USC *	L	10-15	230	Pullman, Wash.
3/31/2012	USC *	W	9-7	631	Pullman, Wash.
4/3/2012	at Gonzaga	L	3-9	1110	Spokane, Wash.
4/5/2012	SEATTLE U	W	2-1	305	Pullman, Wash.
4/6/2012	SEATTLE U	W	19-1	386	Pullman, Wash.
4/7/2012	SEATTLE U	L	4-5	777	Pullman, Wash.
4/10/2012	at Portland	W	10-0	389	Portland, Ore.
4/13/2012	UTAH *	W	9-2	813	Pullman, Wash.
4/14/2012	UTAH *	L	3-4 (10)	2744	Pullman, Wash.
4/15/2012	UTAH *	W	6-0	501	Pullman, Wash.
4/17/2012	at #30 Gonzaga	L	4-7	1054	Spokane, Wash.
4/20/2012	at #6 Oregon *	L	2-6	2130	Eugene, Ore.
4/21/2012	at #6 Oregon *	W	8-3	2478	Eugene, Ore.
4/22/2012	at #8 Oregon *	W	10-6	2004	Eugene, Ore.
4/23/2012	at Seattle U	W	8-6	632	Everett, Wash.
4/27/2012	#23 ARIZONA STATE *	L	4-7	657	Pullman, Wash.
4/28/2012	#23 ARIZONA STATE *	L	0-2	763	Pullman, Wash.
4/29/2012	#23 ARIZONA STATE *	W	7-6	525	Pullman, Wash.
5/4/2012	CALIFORNIA *	W	10-4	404	Pullman, Wash.
5/5/2012	CALIFORNIA *	L	4-9	409	Pullman, Wash.
5/6/2012	CALIFORNIA *	L	0-8	591	Pullman, Wash.
5/8/2012	vs Portland	W	4-2	2667	Pasco, Wash.
5/11/2012	at #11 Stanford *	L	2-3	3877	Stanford, Calif.
5/12/2012	at #11 Stanford *	L	3-8	1905	Stanford, Calif.
5/13/2012	at #11 Stanford *	L	1-6	1684	Stanford, Calif.
5/14/2012	at California	L	8-13	114	Berkeley, Calif.
5/15/2012	USC *	W	3-1	362	Pullman, Wash.
5/18/2012	#20 OREGON STATE *	L	2-10	622	Pullman, Wash.
5/19/2012	#20 OREGON STATE *	W	9-5	1253	Pullman, Wash.
5/20/2012	#20 OREGON STATE *	L	5-7	682	Pullman, Wash.
5/22/2012	GONZAGA	W	1-0 (10)	211	Pullman, Wash.
5/25/2012	at Washington *	L	2-5	844	Seattle, Wash.
5/26/2012	at Washington *	L	2-5	949	Seattle, Wash.
5/27/2012	at Washington *	W	3-2	866	Seattle, Wash.

2013 SEASON  
HEAD COACH: Donnie Marbut  
OVERALL: 23-32  
CONFERENCE: 9-21, HOME: 15-15, AWAY: 8-17, NEUTRAL: 0-0

DATE	OPPONENT	W/L	SCORE	ATT	SITE
2/15/2013	at Western Carolina	L	5-8	409	Cullowhee, N.C.
2/16/2013	at Western Carolina	L	10-15	207	Cullowhee, N.C.
2/17/2013	at Western Carolina	W	4-1	189	Cullowhee, N.C.
2/23/2013	EASTERN MICHIGAN	W	8-4	0	Pullman, Wash.
2/23/2013	EASTERN MICHIGAN	W	1-0	431	Pullman, Wash.
2/24/2013	EASTERN MICHIGAN	W	13-10	0	Pullman, Wash.
2/24/2013	EASTERN MICHIGAN	W	12-2	343	Pullman, Wash.
2/28/2013	CAL STATE NORTHRIDGE	W	2-1	206	Pullman, Wash.
3/1/2013	CAL STATE NORTHRIDGE	W	8-2	626	Pullman, Wash.
3/2/2013	CAL STATE NORTHRIDGE	W	7-4	704	Pullman, Wash.
3/3/2013	CAL STATE NORTHRIDGE	L	3-5	274	Pullman, Wash.
3/8/2013	at UTSA	W	6-3	206	San Antonio
3/9/2013	at UTSA	L	3-12	0	San Antonio
3/9/2013	at UTSA	L	10-13	188	San Antonio
3/10/2013	at UTSA	L	3-4 (10)	194	San Antonio
3/15/2013	at #14 Arizona State *	W	15-4	3467	Tempe, Ariz.
3/16/2013	at #14 Arizona State *	L	1-4	3198	Tempe, Ariz.
3/17/2013	at #14 Arizona State *	W	11-8	2425	Tempe, Ariz.
3/19/2013	GONZAGA	L	8-10	689	Pullman, Wash.
3/22/2013	BROWN	W	8-2	236	Pullman, Wash.
3/23/2013	BROWN	W	14-0	449	Pullman, Wash.
3/24/2013	BROWN	W	20-1	294	Pullman, Wash.
3/25/2013	BROWN	W	3-1	323	Pullman, Wash.
3/28/2013	#23 STANFORD *	L	0-3	1007	Pullman, Wash.
3/29/2013	#23 STANFORD *	L	3-9	913	Pullman, Wash.
3/30/2013	#23 STANFORD *	W	8-5	2024	Pullman, Wash.
4/2/2013	GONZAGA	L	2-7	867	Pullman, Wash.
4/5/2013	at Utah *	L	4-7	330	Salt Lake City
4/6/2013	at Utah *	L	1-2	490	Salt Lake City
4/7/2013	at Utah *	W	5-0	449	Salt Lake City
4/12/2013	#25 ARIZONA *	W	9-5	726	Pullman, Wash.
4/13/2013	#25 ARIZONA *	L	5-6	803	Pullman, Wash.
4/14/2013	#25 ARIZONA *	L	3-7	427	Pullman, Wash.
4/16/2013	at #24 Gonzaga	L	3-4	1042	Spokane, Wash.
4/19/2013	at California *	L	2-4	303	Berkeley, Calif.
4/20/2013	at California *	W	7-6	610	Berkeley, Calif.
4/21/2013	at California *	L	1-2	960	Berkeley, Calif.
4/26/2013	#7 UCLA *	L	6-7 (11)	873	Pullman, Wash.
4/27/2013	#7 UCLA *	L	1-10	1117	Pullman, Wash.
4/28/2013	#7 UCLA *	W	4-3	781	Pullman, Wash.
5/3/2013	#6 OREGON *	L	3-5	676	Pullman, Wash.

5/4/2013	#6 OREGON *	L	3-6	661	Pullman, Wash.
5/5/2013	#6 OREGON *	L	3-4 (11)	657	Pullman, Wash.
5/6/2013	at Portland	L	5-7	460	Portland, Ore.
5/10/2013	at USC *	W	7-6	233	Los Angeles
5/11/2013	at USC *	L	1-5	321	Los Angeles
5/12/2013	at USC *	L	0-11	563	Los Angeles
5/13/2013	at UC Santa Barbara	L	6-7	231	Santa Barbara, Calif.
5/17/2013	WASHINGTON *	L	3-4	2739	Pasco, Wash.
5/18/2013	WASHINGTON *	L	1-3	2338	Pasco, Wash.
5/19/2013	WASHINGTON *	L	2-5	2007	Pasco, Wash.
5/20/2013	PORTLAND	W	1-0	1163	Pasco, Wash.
5/24/2013	at #4 Oregon State *	W	10-9 (11)	2506	Corvallis, Ore.
5/25/2013	at #4 Oregon State *	L	0-4	3417	Corvallis, Ore.
5/26/2013	at #4 Oregon State *	L	6-7	2988	Corvallis, Ore.

\* Pac-12 Conference Game

2014 SEASON

HEAD COACH: Donnie Marbut

OVERALL: 24-30

CONFERENCE: 14-16, HOME: 14-11, AWAY: 10-18, NEUTRAL: 0-1

DATE	OPPONENT	W/L	SCORE	ATT	SITE
2/14/2014	at #1 Cal State Fullerton	L	0-12	2645	Fullerton, Calif.
2/15/2014	at #1 Cal State Fullerton	W	9-7 (11)	1865	Fullerton, Calif.
2/16/2014	at #1 Cal State Fullerton	L	4-5	2799	Fullerton, Calif.
2/17/2014	at UC Riverside	L	7-12	372	Riverside, Calif.
2/21/2014	WESTERN CAROLINA	L	1-13	550	Pullman, Wash.
2/22/2014	WESTERN CAROLINA	L	6-8	552	Pullman, Wash.
2/27/2014	at Cal State Northridge	L	2-3 (10)	129	Northridge, Calif.
3/2/2014	at Cal State Northridge	W	1-0	0	Northridge, Calif.
3/2/2014	at Cal State Northridge	L	0-1	131	Northridge, Calif.
3/7/2014	TEXAS STATE	W	8-6	523	Pullman, Wash.
3/8/2014	TEXAS STATE	W	4-3	0	Pullman, Wash.
3/8/2014	TEXAS STATE	L	3-5	711	Pullman, Wash.
3/14/2014	at Arizona *	L	1-12	2103	Tucson, Ariz.
3/15/2014	at Arizona *	W	6-5	2198	Tucson, Ariz.
3/16/2014	at Arizona *	W	3-2	2528	Tucson, Ariz.
3/18/2014	at #17 San Diego	W	9-7	488	San Diego, Calif.
3/19/2014	at #17 San Diego	W	4-3	444	San Diego, Calif.
3/21/2014	at #14 UCLA *	W	2-0	471	Los Angeles
3/22/2014	at #14 UCLA *	L	2-4	702	Los Angeles
3/23/2014	at #14 UCLA *	L	7-8 (10)	881	Los Angeles
3/24/2014	at Cal State Northridge	L	1-2	119	Northridge, Calif.
3/27/2014	SAN JOSE STATE	L	3-7	212	Pullman, Wash.
3/28/2014	SAN JOSE STATE	W	12-9	200	Pullman, Wash.
3/29/2014	SAN JOSE STATE	W	4-2	878	Pullman, Wash.
3/30/2014	SAN JOSE STATE	W	16-3	329	Pullman, Wash.
4/4/2014	CALIFORNIA *	W	3-0	511	Pullman, Wash.
4/5/2014	CALIFORNIA *	W	3-1	803	Pullman, Wash.
4/6/2014	CALIFORNIA *	W	6-5 (10)	645	Pullman, Wash.
4/8/2014	vs BYU	L	0-3	3360	Pasco, Wash.
4/11/2014	#5 OREGON STATE *	W	4-1	1621	Pullman, Wash.
4/12/2014	#5 OREGON STATE *	L	5-12	3362	Pullman, Wash.
4/13/2014	#5 OREGON STATE *	L	1-8	1234	Pullman, Wash.
4/15/2014	at Gonzaga	W	5-1	1081	Spokane, Wash.
4/17/2014	at #10 Oregon *	L	1-11	1175	Eugene, Ore.
4/18/2014	at #10 Oregon *	L	3-6	1376	Eugene, Ore.
4/19/2014	at #10 Oregon *	L	1-2	1564	Eugene, Ore.
4/22/2014	GONZAGA	L	2-7	512	Pullman, Wash.
4/25/2014	at #5 Washington *	W	6-4	1489	Seattle, Wash.
4/27/2014	at #5 Washington *	L	1-2	0	Seattle, Wash.
4/27/2014	at #5 Washington *	L	0-2	1395	Seattle, Wash.
5/2/2014	#24 USC *	W	5-2	933	Pullman, Wash.
5/3/2014	#24 USC *	W	4-3 (10)	855	Pullman, Wash.
5/4/2014	#24 USC *	L	1-7	615	Pullman, Wash.
5/9/2014	UTAH *	L	1-4 (13)	252	Pullman, Wash.
5/10/2014	UTAH *	W	4-2	360	Pullman, Wash.
5/11/2014	UTAH *	W	1-0	345	Pullman, Wash.
5/13/2014	at Gonzaga	L	4-5	1260	Spokane, Wash.
5/16/2014	at Stanford *	L	2-5	3598	Stanford, Calif.
5/17/2014	at Stanford *	L	4-9	1588	Stanford, Calif.
5/18/2014	at Stanford *	W	10-1	2375	Stanford, Calif.
5/19/2014	at Seattle	L	3-4	310	Bellevue, Wash.
5/23/2014	#21 ARIZONA STATE *	L	8-12	589	Pullman, Wash.
5/24/2014	#21 ARIZONA STATE *	W	10-7	730	Pullman, Wash.
5/25/2014	#21 ARIZONA STATE *	L	3-6	805	Pullman, Wash.

\* Pac-12 Conference Game

2015 SEASON  
HEAD COACH: Donnie Marbut  
OVERALL: 29-27

CONFERENCE: 11-19, HOME: 17-12, AWAY: 8-12, NEUTRAL: 4-3

DATE	OPPONENT	W/L	SCORE	ATT	SITE
2/13/2015	at Stephen F. Austin	L	1-4	342	Nacogdoches, Texas
2/14/2015	vs UT-Arlington	W	8-2	145	Nacogdoches, Texas
2/15/2015	vs Missouri State	L	0-12	123	Nacogdoches, Texas
2/16/2015	at Stephen F. Austin	W	4-3	154	Nacogdoches, Texas
2/19/2015	vs Oklahoma	W	4-3	0	Mesa, Ariz.
2/20/2015	vs #9 Oklahoma State	L	1-11	1231	Surprise, Ariz.
2/21/2015	vs Kansas	W	8-5	437	Surprise, Ariz.
2/22/2015	vs Kansas State	L	3-12	135	Mesa, Ariz.
2/26/2015	UC RIVERSIDE	W	11-3	685	Pullman, Wash.
2/27/2015	UC RIVERSIDE	W	3-0	1321	Pullman, Wash.
2/28/2015	UC RIVERSIDE	L	1-4	1006	Pullman, Wash.
3/1/2015	UC RIVERSIDE	W	6-5	415	Pullman, Wash.
3/5/2015	SACRED HEART	W	5-1	342	Pullman, Wash.
3/6/2015	SACRED HEART	W	14-2	1108	Pullman, Wash.
3/7/2015	SACRED HEART	W	5-2	1015	Pullman, Wash.
3/8/2015	SACRED HEART	W	8-4	832	Pullman, Wash.
3/13/2015	at #6 USC *	L	3-10	486	Los Angeles
3/14/2015	at #6 USC *	W	4-2	640	Los Angeles
3/15/2015	at #6 USC *	L	0-11	450	Los Angeles
3/17/2015	at #30 San Diego	L	4-5	567	San Diego, Calif.
3/20/2015	at #25 Oregon State *	L	2-5	2497	Corvallis, Ore.
3/21/2015	at Oregon State *	L	0-3	2785	Corvallis, Ore.
3/22/2015	at Oregon State *	L	1-2 (11)	2748	Corvallis, Ore.
3/27/2015	#5 UCLA *	L	3-4	1457	Pullman, Wash.
3/28/2015	#5 UCLA *	L	1-6	2240	Pullman, Wash.
3/29/2015	#5 UCLA *	L	4-8	703	Pullman, Wash.
3/31/2015	at Gonzaga	L	4-5	864	Spokane, Wash.
4/2/2015	at #12 California *	W	4-2	477	Berkeley, Calif.
4/3/2015	at #12 California *	W	4-0	742	Berkeley, Calif.
4/4/2015	at #12 California *	L	2-6	1033	Berkeley, Calif.
4/7/2015	GONZAGA	W	4-2	630	Pullman, Wash.
4/9/2015	WASHINGTON *	W	3-2	813	Pullman, Wash.
4/10/2015	WASHINGTON *	W	8-3	2581	Pullman, Wash.
4/11/2015	WASHINGTON *	L	2-5	1671	Pullman, Wash.
4/13/2015	NEW MEXICO STATE	W	11-1	216	Pullman, Wash.
4/16/2015	SAN JOSE STATE	L	5-7 (11)	478	Pullman, Wash.
4/17/2015	SAN JOSE STATE	W	4-3	821	Pullman, Wash.
4/18/2015	SAN JOSE STATE	W	14-2	1127	Pullman, Wash.
4/19/2015	SAN JOSE STATE	W	8-5	475	Pullman, Wash.
4/24/2015	at Utah *	W	10-3	878	Salt Lake City
4/25/2015	at Utah *	L	1-4	878	Salt Lake City
4/26/2015	at Utah *	W	6-1	746	Salt Lake City
4/27/2015	at Washington	W	3-0	1354	Seattle, Wash.
5/1/2015	ARIZONA *	L	5-14	1005	Pullman, Wash.
5/2/2015	ARIZONA *	W	5-3	1754	Pullman, Wash.
5/3/2015	ARIZONA *	L	0-2 (11)	1488	Pullman, Wash.
5/8/2015	OREGON *	L	3-8 (10)	975	Pullman, Wash.
5/9/2015	OREGON *	W	3-1	1038	Pullman, Wash.
5/10/2015	OREGON *	L	2-7	768	Pullman, Wash.
5/12/2015	vs. PORTLAND	W	7-3	3076	Pasco, Wash.
5/14/2015	at #12 Arizona State *	L	0-5	1809	Phoenix, Ariz.
5/15/2015	at #12 Arizona State *	W	1-0 (10)	1790	Phoenix, Ariz.
5/16/2015	at #12 Arizona State *	L	5-6 (11)	2738	Phoenix, Ariz.
5/23/2015	STANFORD *	L	0-9	0	Pullman, Wash.
5/23/2015	STANFORD *	L	1-3	2135	Pullman, Wash.
5/24/2015	STANFORD *	W	3-2 (11)	1010	Pullman, Wash.

\* Pac-12 Conference Game



WASHINGTON STATE BASEBALL

YEAR-BY-YEAR RESULTS

2016 SEASON
HEAD COACH: Marty Lees
OVERALL: 19-35

CONFERENCE: 11-19, HOME: 11-17, AWAY: 6-12, NEUTRAL: 2-2

Table with columns: DATE, OPPONENT, W/L, SCORE, ATT, SITE. Rows include games against Texas State, UT Rio Grande Valley, Houston Baptist, Prairie View A&M, Stanford, Arizona State, Gonzaga, USC, Oregon, and Washington State.

% Al Ogletree Classic (Edinburg, Texas)
\* Pac-12 Conference Game

2017 SEASON
HEAD COACH: Marty Lees
OVERALL: 24-29

CONFERENCE: 10-20, HOME: 18-10, AWAY: 6-19

Table with columns: DATE, OPPONENT, W/L, SCORE, ATT, SITE. Rows include games against Sacramento State, Loyola Marymount, Stephen F. Austin, UTAH VALLEY, and Long Beach State.

Table with columns: DATE, OPPONENT, W/L, SCORE, ATT, SITE. Rows include games against USC, CAL STATE NORTHBRIDGE, CAL STATE NORTHBRIDGE-2, CAL STATE NORTHBRIDGE, CAL STATE NORTHBRIDGE, at California, at Arizona State, #8 ARIZONA, #8 ARIZONA, #8 ARIZONA, at Arizona State, at Arizona State, at Pacific, #8 ARIZONA, at Arizona State, at Arizona State, at Arizona State, at Pacific, #8 ARIZONA, SEATTLE U, #30 WASHINGTON, #30 WASHINGTON, #30 WASHINGTON, #19 GONZAGA, at Utah, at Utah, at Utah, OREGON-1, OREGON-2, OREGON, #28 UCLA, #28 UCLA, #28 UCLA, at #1 Oregon State, at #1 Oregon State, at #1 Oregon State, #8 STANFORD, #8 STANFORD, #8 STANFORD.

\* Pac-12 Conference Game

2018 SEASON
HEAD COACH: Marty Lees
OVERALL: 16-33-1

CONFERENCE: 8-21-1, HOME: 11-12-1, AWAY: 4-18, NEUTRAL: 1-3

Table with columns: DATE, OPPONENT, W/L, SCORE, ATT, SITE. Rows include games against UC Riverside, Nebraska, UC Riverside, at Grand Canyon, at Alabama-1, at Alabama-2, at Alabama, SAINT MARY'S, SAINT MARY'S, SAINT MARY'S, SAINT MARY'S, at Long Beach State, at #14 UCLA, at #14 UCLA, at #14 UCLA, at #14 UCLA, at Arizona, at Arizona, at Arizona, ARIZONA STATE, ARIZONA STATE, ARIZONA STATE, GONZAGA, at Oregon-1, at Oregon-2, at Oregon, CALIFORNIA, CALIFORNIA-1, CALIFORNIA-2, at Gonzaga, SANTA CLARA, SANTA CLARA, SANTA CLARA, at Seattle U, at Washington, at Washington-1, at Washington-2, #3 OREGON STATE, #3 OREGON STATE, #3 OREGON STATE, USC, USC, USC.

5/15/18	GONZAGA	L	2-3 (13)	672	Pullman, Wash.
5/18/18	at #3 Stanford *	L	1-10	2915	Stanford, Calif.
5/19/18	at #3 Stanford *	L	6-9	2096	Stanford, Calif.
5/20/18	at #3 Stanford *	L	2-4	1688	Stanford, Calif.
5/24/18	UTAH *	W	14-5	612	Pullman, Wash.
5/25/18	UTAH *	L	3-9	881	Pullman, Wash.
5/26/18	UTAH *	L	11-12	896	Pullman, Wash.

% Husker Classic (Tempe, Ariz.)  
\* Pac-12 Conference Game

2019 SEASON

HEAD COACH: Marty Lees | INTERIM HEAD COACH: Dan Spencer (final 3 games)

OVERALL: 11-42-1

CONFERENCE: 3-26-1, HOME: 5-14 AWAY: 6-28-1 NEUTRAL: 0-0

DATE	OPPONENT	W/L	SCORE	ATT	SITE
2/15/19	at Saint Mary's	L	1-8	181	Moraga, Calif.
2/16/19	at Saint Mary's-1	L	8-14	211	Moraga, Calif.
2/16/19	at Saint Mary's-2	L	3-6	211	Moraga, Calif.
2/17/19	at Saint Mary's	L	1-9	176	Moraga, Calif.
2/21/19	at Santa Clara	W	10-0	270	Santa Clara, Calif.
2/22/19	at Santa Clara	L	2-4	448	Santa Clara, Calif.
2/23/19	at Santa Clara	L	1-3	416	Santa Clara, Calif.
2/24/19	at Santa Clara	W	10-6	304	Santa Clara, Calif.
2/28/19	at Nevada	W	16-2	354	Reno, Nev.
3/1/19	at Nevada	L	1-8	415	Reno, Nev.
3/2/19	at Nevada	W	3-1	409	Reno, Nev.
3/8/19	CSUN	W	3-1	368	Pullman, Wash.
3/9/19	CSUN	L	1-5	470	Pullman, Wash.
3/10/19	CSUN	W	10-1	411	Pullman, Wash.
3/12/19	at UNLV	L	3-17 (7)	406	Las Vegas, Nev.
3/13/19	at UNLV	L	7-12	366	Las Vegas, Nev.
3/15/19	at No. 9 Arizona State *	L	0-6	3489	Tempe, Ariz.
3/16/19	at No. 9 Arizona State *	L	7-8	4079	Tempe, Ariz.
3/17/19	at No. 9 Arizona State *	L	5-6	3303	Tempe, Ariz.
3/22/19	at No. 22 UC Irvine	L	1-4	558	Irvine, Calif.
3/23/19	at No. 22 UC Irvine	L	1-5	618	Irvine, Calif.
3/24/19	at No. 22 UC Irvine	L	4-8	580	Irvine, Calif.
3/25/19	at Loyola Marymount	L	2-3	275	Los Angeles, Calif.
3/29/19	No. 2 STANFORD *	L	1-7	1132	Pullman, Wash.
3/30/19	No. 2 STANFORD *	L	5-8	1313	Pullman, Wash.
3/31/19	No. 2 STANFORD *	L	2-14	751	Pullman, Wash.
4/2/19	GONZAGA	W	12-10	1003	Pullman, Wash.
4/5/19	at California *	L	0-6	466	Berkeley, Calif.
4/6/19	at California *	L	1-6	869	Berkeley, Calif.
4/7/19	at California *	L	5-9	730	Berkeley, Calif.
4/12/19	OREGON *	L	3-21	872	Pullman, Wash.
4/13/19	OREGON *	L	8-11	1315	Pullman, Wash.
4/14/19	OREGON *	W	8-7 (10)	677	Pullman, Wash.
4/18/19	at USC *	L	0-4	214	Los Angeles, Calif.
4/19/19	at USC *	L	1-10	298	Los Angeles, Calif.
4/20/19	at USC *	T	10-10 (12)	404	Los Angeles, Calif.
4/23/19	at Gonzaga	L	5-8	712	Spokane, Wash.
4/26/19	at No. 2 Oregon State *	L	4-18	3800	Corvallis, Ore.
4/27/19	at No. 2 Oregon State *	L	3-4 (16)	3952	Corvallis, Ore.
4/28/19	at No. 2 Oregon State *	L	0-2	3968	Corvallis, Ore.
5/3/19	WASHINGTON *	L	2-7	812	Pullman, Wash.
5/4/19	WASHINGTON *	L	2-10	716	Pullman, Wash.
5/5/19	WASHINGTON *	W	13-2	745	Pullman, Wash.
5/6/19	at Gonzaga	W	9-5	942	Spokane, Wash.
5/10/19	No. 1 UCLA *	L	2-6	846	Pullman, Wash.
5/11/19	No. 1 UCLA *	L	0-10	1034	Pullman, Wash.
5/12/19	No. 1 UCLA *	L	10-13	826	Pullman, Wash.
5/14/19	at Utah Valley	L	13-20	3014	Orem, Utah
5/16/19	at Utah *	L	4-6	2640	Salt Lake City, Utah
5/17/19	at Utah *	L	1-2	1649	Salt Lake City, Utah
5/18/19	at Utah *	W	8-4	1633	Salt Lake City, Utah
5/23/19	ARIZONA *	L	4-21	569	Pullman, Wash.
5/24/19	ARIZONA *	L	4-10	533	Pullman, Wash.
5/25/19	ARIZONA *	L	7-15	670	Pullman, Wash.

\* Pac-12 Conference Game

DATE	OPPONENT	W/L	SCORE	ATT	SITE
------	----------	-----	-------	-----	------

2020 SEASON					
HEAD COACH: Brian Green					
OVERALL: 9-7					
CONFERENCE: 0-0, HOME: 4-1, AWAY: 3-5, NEUTRAL: 2-1					
2/14/20	at CSU Bakersfield	W	5-2	607	Bakersfield, Calif.
2/15/20	at CSU Bakersfield	L	2-3	615	Bakersfield, Calif.
2/16/20	at CSU Bakersfield	L	2-7	634	Bakersfield, Calif.
2/17/20	at CSUN	L	1-3	207	Northridge, Calif.
2/20/20	at Hawai'i	W	6-2	2333	Honolulu, Hawaii
2/21/20	at Hawai'i	L	2-4	2924	Honolulu, Hawaii
2/22/20	at Hawai'i	L	3-4	3592	Honolulu, Hawaii
2/23/20	at Hawai'i	W	6-5	2814	Honolulu, Hawaii
2/28/20	vs. Rutgers #	W	9-2	200	Peoria, Ariz.
2/29/20	vs. Rutgers #	W	10-2	300	Peoria, Ariz.
3/1/20	vs. Rutgers #	L	1-6	301	Peoria, Ariz.
3/5/20	NIAGARA	W	16-7	737	Pullman, Wash.
3/6/20	NIAGARA	W	6-3	853	Pullman, Wash.
3/7/20	NIAGARA	W	10-4	850	Pullman, Wash.
3/8/20	NIAGARA	W	15-2	618	Pullman, Wash.
3/10/20	GONZAGA	L	3-15	1187	Pullman, Wash.

Season Canceled due to Covid-19 Virus  
# Peoria Sports Complex (Peoria, Ariz.)

2021 SEASON

HEAD COACH: Brian Green

OVERALL: 26-23

CONFERENCE: 13-17, HOME: 10-11, AWAY: 16-12, NEUTRAL: 0-0

DATE	OPPONENT	W/L	SCORE	ATT	SITE
2/19/21	at UC Davis	W	11-1	0	Davis, Calif.
2/20/21	at UC Davis-1	W	12-5	0	Davis, Calif.
2/20/21	at UC Davis-2	W	5-3 (7)	0	Davis, Calif.
2/21/21	at UC Davis	L	5-13	0	Davis, Calif.
2/25/21	at Dixie State	W	6-3	347	St. George, Utah
2/26/21	at Dixie State	W	19-5	402	St. George, Utah
2/27/21	at Dixie State	W	15-1	436	St. George, Utah
2/28/21	at Dixie State	W	10-3	312	St. George, Utah
3/5/21	SEATTLE U	W	6-1	200	Pullman, Wash.
3/6/21	SEATTLE U	W	14-7	200	Pullman, Wash.
3/7/21	SEATTLE U	L	2-6	200	Pullman, Wash.
3/17/21	at Portland	W	6-4	0	Portland, Ore.
3/19/21	at No. 18 Oregon State *	W	5-2	513	Corvallis, Ore.
3/20/21	at No. 18 Oregon State *	L	3-10	525	Corvallis, Ore.
3/21/21	at No. 18 Oregon State *	L	8-9	525	Corvallis, Ore.
3/24/21	at UNLV	W	10-5	0	Las Vegas, Nev.
3/25/21	at UNLV	L	8-15	0	Las Vegas, Nev.
3/26/21	at No. 16 Arizona State *	L	0-10	1776	Tempe, Ariz.
3/27/21	at No. 16 Arizona State *	L	4-5	1840	Tempe, Ariz.
3/28/21	at No. 16 Arizona State *	L	0-9	1708	Tempe, Ariz.
4/1/21	No. 24 STANFORD *	L	3-18	0	Pullman, Wash.
4/2/21	No. 24 STANFORD *	L	5-7	0	Pullman, Wash.
4/3/21	No. 24 STANFORD *	W	10-9 (10)	0	Pullman, Wash.
4/7/21	at Utah Valley	W	5-3	445	Orem, Utah
4/9/21	at Utah *	W	12-7	0	Salt Lake City, Utah
4/10/21	at Utah *	L	7-10	0	Salt Lake City, Utah
4/11/21	at Utah *	W	5-3	0	Salt Lake City, Utah
4/13/21	GONZAGA	L	0-9 (5)	0	Pullman, Wash.
4/16/21	No. 13 ARIZONA *	W	21-2	200	Pullman, Wash.
4/17/21	No. 13 ARIZONA *	L	8-13	200	Pullman, Wash.
4/18/21	No. 13 ARIZONA *	L	8-14	200	Pullman, Wash.
4/23/21	at California *	L	2-3	0	Berkeley, Calif.
4/24/21	at California *	W	4-2	0	Berkeley, Calif.
4/25/21	at California *	W	4-3	0	Berkeley, Calif.
4/27/21	at Gonzaga	L	5-7	400	Spokane, Wash.
4/30/21	No. 8 OREGON *	L	0-13	0	Pullman, Wash.
5/1/21	No. 8 OREGON *	W	11-1	0	Pullman, Wash.
5/2/21	No. 8 OREGON *	W	11-6	0	Pullman, Wash.
5/5/21	SEATTLE U	W	16-8	0	Pullman, Wash.
5/7/21	No. 16 UCLA *	W	5-2	0	Pullman, Wash.
5/8/21	No. 16 UCLA *	L	6-7	0	Pullman, Wash.
5/9/21	No. 16 UCLA *	L	7-16	0	Pullman, Wash.
5/11/21	PORTLAND	L	6-10	0	Pullman, Wash.
5/14/21	at USC *	L	6-8	178	Los Angeles, Calif.
5/15/21	at USC *	L	2-3	198	Los Angeles, Calif.
5/16/21	at USC *	W	13-2	211	Los Angeles, Calif.
5/27/21	WASHINGTON *	W	8-1	0	Pullman, Wash.
5/28/21	WASHINGTON *	L	7-14	577	Pullman, Wash.
5/29/21	WASHINGTON *	W	9-1	560	Pullman, Wash.

\* Pac-12 Conference Game

2022 SEASON  
 HEAD COACH: Brian Green  
 OVERALL: 27-26

CONFERENCE: 12-18, HOME: 13-7, AWAY: 10-16, NEUTRAL: 4-3

DATE	OPPONENT	W/L	SCORE	ATT	SITE
2/18/22	at Hawaii	W	5-4	2146	Honolulu, Hawaii
2/19/22	at Hawaii	W	4-2	2239	Honolulu, Hawaii
2/20/22	at Hawaii	L	3-6	1551	Honolulu, Hawaii
2/21/22	at Hawaii	L	4-7	1368	Honolulu, Hawaii
2/24/22	vs. Long Island (LIU) #	W	10-0	200	Peoria, Ariz.
2/25/22	vs. Long Island (LIU)-1 #	L	3-8	325	Peoria, Ariz.
2/25/22	vs. Long Island (LIU)-2 #	W	8-0	221	Peoria, Ariz.
2/26/22	vs. Long Island (LIU) #	W	9-2	228	Peoria, Ariz.
3/2/22	at Tarleton State	W	9-8	316	Stephenville, Texas
3/4/22	vs. Texas A&M %	W	11-6	5672	Frisco, Texas
3/5/22	vs. Wichita State %	L	2-8	-	Frisco, Texas
3/6/22	vs. Iowa %	L	5-6	-	Frisco, Texas
3/11/22	No. 4 OREGON STATE *	L	3-13	1085	Pullman, Wash.
3/12/22	No. 4 OREGON STATE *	L	1-5	1468	Pullman, Wash.
3/13/22	No. 4 OREGON STATE *	W	9-8	1056	Pullman, Wash.
3/16/22	BUSHNELL	W	11-4	188	Pullman, Wash.
3/18/22	at Washington *	L	2-3	667	Seattle, Wash.
3/19/22	at Washington *	L	2-8	561	Seattle, Wash.
3/20/22	at Washington *	L	3-14	670	Seattle, Wash.
3/23/22	at Santa Clara	L	2-9	290	Santa Clara, Calif.
3/25/22	at No. 18 Stanford *	L	7-8 (12)	1179	Stanford, Calif.
3/26/22	at No. 18 Stanford *	L	1-7	1313	Stanford, Calif.
3/27/22	at No. 18 Stanford *	L	3-8	1274	Stanford, Calif.
3/29/22	at BYU	L	3-9	385	Provo, Utah
4/1/11	UTAH *	L	9-10	1387	Pullman, Wash.
4/2/22	UTAH *	L	3-10	2240	Pullman, Wash.
4/3/22	UTAH *	W	5-4	1371	Pullman, Wash.
4/5/22	at No. 15 Gonzaga *	L	0-12	-	Spokane, Wash.
4/8/22	at No. 9 Arizona *	W	11-5	3420	Tucson, Ariz.
4/9/22	at No. 9 Arizona *	W	6-5	4182	Tucson, Ariz.
4/10/22	at No. 9 Arizona *	L	2-5	2399	Tucson, Ariz.
4/15/22	CALIFORNIA-1 *	W	4-1	948	Pullman, Wash.
4/15/22	CALIFORNIA-2 *	L	4-16	857	Pullman, Wash.
4/16/22	CALIFORNIA *	L	4-7	944	Pullman, Wash.
4/20/22	at Seattle U	W	11-6	124	Bellevue, Wash.
4/22/22	at No. 10 Oregon *	L	7-8 (10)	1457	Eugene, Ore.
4/23/22	at No. 10 Oregon *	W	10-8	2858	Eugene, Ore.
4/24/22	at No. 10 Oregon *	W	8-7 (10)	1504	Eugene, Ore.
4/26/22	No. 11 GONZAGA	W	6-5	1202	Pullman, Wash.
4/29/22	USC *	L	1-4	1265	Pullman, Wash.
4/30/22	USC *	W	4-2	1203	Pullman, Wash.
5/1/22	USC *	W	5-3	1057	Pullman, Wash.
5/6/22	UTAH VALLEY	W	9-3	867	Pullman, Wash.
5/7/22	UTAH VALLEY	W	9-7	806	Pullman, Wash.
5/8/22	UTAH VALLEY	W	11-0	869	Pullman, Wash.
5/11/22	at UC Riverside	W	10-3	156	Riverside, Calif.
5/13/22	at No. 15 UCLA *	L	0-4	722	Los Angeles, Calif.
5/14/22	at No. 15 UCLA *	L	1-10	713	Los Angeles, Calif.
5/15/22	at No. 15 UCLA *	L	7-8	784	Los Angeles, Calif.
5/17/22	at Portland	W	3-0	364	Portland, Ore.
5/19/22	ARIZONA STATE *	W	2-0	873	Pullman, Wash.
5/20/22	ARIZONA STATE *	W	10-6	1016	Pullman, Wash.
5/21/22	ARIZONA STATE *	W	10-3	1187	Pullman, Wash.

# Peoria Sports Complex (Peoria, Ariz.)

% Frisco College Baseball Classic (Frisco, Texas)

\* Pac-12 Conference Game



#### AT-BATS

1. 8	Dave Kuehl	vs. Washington	1912
8	Walter Williams	vs. Washington	1912
8	Eddie Pape	vs. Washington	1912
8	Marc Wycoff	vs. Oral Roberts	1987
5. 7	19 Times		
	Last - Lyle Manzardo	at Dixie State	2/26/2021

#### RUNS SCORED

1. 5	Four others	All prior to 1950	
5	George Camp		1951
5	Bill Rich		1956
5	Jim Chapados		1973
5	Doug Simon		1975
5	Loren Hoppes		1984
5	Tad Thompson		1990
5	Tad Thompson		1990
5	Shawn Stevenson		
5	Shawn Stevenson		
5	Ray Hattenburg		1999
5	Ray Hattenburg	at Washington	5/22/1999
5	Shawn Stevenson	at New Mexico St.	2/12/1999
5	Shawn Stevenson	USC	3/27/1999
5	Jay Miller	vs Gonzaga	3/3/2006
5	Taylor Ard	at USC	5/29/2011
5	Kyle Manzardo	Niagara	3/8/2020

#### RBI

1. 9	Doug Simon	vs. Oregon	1973
2. 7	Randy Kaleikilo	vs TCU	1/22/1996
7	Casey Kelley	Gonzaga	4/22/1998
7	Steve Mortimer	Oregon State	5/5/2002
7	Collin Henderson	at Texas-Pan American	2/28/2004
7	Derek Jones	USC	5/22/2010
7	Justin Van De Brake	Niagara	3/5/2020

#### HITS

1. 6	Charles Weller	vs. Ft. Walla Walla	1907
6	Glen Walker	vs. Arizona	1979
6	Mike Kinkade	vs. Washington	1992
6	Jeff Scherer	at New Mexico St.	2/4/1999
6	Kaeo Rubin	Northern Colorado	3/11/2005
6. 5	22 times		
	Last - Kodie Kolden	at Dixie State	2/26/2021

#### DOUBLES

1. 4	Blake Clanton	Santa Clara	4/20/2018
2. 3	15 times		
	Last - Travis Coulter	Arizona	4/22/2007

#### TRIPLES

1. 2	37 times		
	Last - Nick Tanielu	Eastern Michigan	2/23/2013

#### HOME RUNS

1. 3	Doug Simon	vs. Oregon	1973
3	Mike Miller	vs. Lewis-Clark State	1983
3	Jim Connor	vs. Gonzaga	1987
3	Casey Kelle	Gonzaga	4/22/1998
3	Jason Grove	at New Mexico St.	2/14/1999

#### TOTAL BASES

1. 13	Jason Hairston	Portland State	4/25/1997
13	Casey Kelley	Gonzaga	4/22/1998
13	Jason Grove	at New Mexico St.	2/14/1999
4. 12	Duane Stewart	vs Dartmouth	3/18/1996
5. 11	Jered Fowler	vs Dartmouth	3/18/1996

#### WALKS

1. 4	20 times		
	Last - Shane Matheny	McNeese State	5/21/2016

#### INTENTIONAL WALKS

1. 3	Shane Matheny	Washington	4/21/2017
------	---------------	------------	-----------

#### HIT-BY-PITCH

1. 3	Evan Hecker	at UCLA	4/27/2002
3	Kaeo Rubin	at Arizona	3/27/2004
3	Garry Kuykendall	Arizona State	4/11/2010
3	Cory Meyer	Arizona	4/8/2017

#### STRIKEOUTS

1. 5	Garry Kuykendall	at Texas A&M	3/12/2010
------	------------------	--------------	-----------

#### STOLEN BASES

1. 6	Bob Waits	vs. Lewis-Clark State	1971
2. 3	Ken Cameron	at Washington	5/7/1995
3	Darren Nordlund	at Arizona	2/03/1996
3	Ryan Ryan	at Grand Canyon	3/23/1996
3	Steve Gleason	at Pacific	2/16/1997
3	Bookie Gates	Oregon State	5/5/2002
3	Jason Freeman	Utah Valley State	3/19/2005
3	Travis Coulter	at Gonzaga	5/16/2006
3	Ian Sagdal	Portland	5/12/2015

#### SACRIFICE FLIES

1. 2	Bookie Gates	at USF	3/17/1999
2	Grant Richardson	at California	3/23/2003
2	Brandon Reddinger	at Pepperdine	3/15/2004
2	Jason Freeman	Northern Colorado	3/11/2005
2	Justin Harrer	Utah Valley	3/11/2017
2	Kyle Manzardo	at Utah	4/9/2021
2	Bryce Matthews	Utah Valley	5/6/2022

#### SACRIFICE HITS

1. 3	Trace Tam Sing	California	4/6/2014
2. 2	43 times		
	Last - Jake Meyer	USC	4/30/2022

#### HITTING STREAKS

1. 28	Shawn Stevenson	1997-98
2. 27	Kyle Manzardo	2019-21
3. 24	Travis Coulter	2006-07
4. 22	John Olerud	1988
5. 18	Brady Everett	2005
18	Scott Suttmeier	2008
7. 17	Taylor Ard	2012
8. 15	Jared Prince	2006
15	Jay Miller	2006
15	Jacob McKeon	2022

#### ON-BASE STREAK (Since 2003)

1. 43	Kyle Manzardo	2019-21
2. 42	Brady Everett	2005
3. 38	Jason Freeman	2005
4. 37	Alex Burg	2009
5. 34	Michael Weber	2010
34	Taylor Ard	2012
7. 32	Rubin Kaeo	2004
32	Scott Suttmeier	2008
9. 29	Kodie Kolden	2021-22
10. 27	Jared Prince	2006
27	Travis Coulter	2006
27	Collin Slaybaugh	2013

**INNINGS**

1.	10.0	Aaron MacKenzie	Stanford	4/7/2003
2.	9.0	Kyle Kawabata	at Portland	3/28/1995
	9.0	Kyle Kawabata	Washington	4/15/1995
	9.0	Kyle Kawabata	at Portland State	4/22/1995
	9.0	Kyle Kawabata	Portland State	4/29/1995
	9.0	Robert Ramsay	at Gonzaga	3/27/1996
	9.0	Burdette Greeny	at Oregon State	4/6/1997
	9.0	Todd Belitz	Hawaii-Hilo	4/8/1997
	9.0	Wade Parrish	at Portland State	4/25/1997
	9.0	Jamaal Gaines	Oregon State	3/21/1998
	9.0	Wade Parrish	Washington	4/17/1998
	9.0	Wade Parrish	vs Gonzaga	2/20/1998
	9.0	Wade Parrish	at San Jose State	2/26/1999
	9.0	Reggie Rivard	Washington	5/1/1999
	9.0	Jamaal Gaines	California	5/8/1999
	9.0	Matt O'Brien	Arizona State	4/15/2000
	9.0	Matt O'Brien	at Arizona	4/21/2000
	9.0	Matt O'Brien	Cal State Northridge	5/14/2000
	9.0	Todd Meldahl	Oregon State	5/20/2000
	9.0	Justin Cayetano	vs Gonzaga	2/27/2001
	9.0	Tony Banaszak	at Oral Roberts	3/17/2001
	9.0	Garrett Alwert	vs Gonzaga	2/1/2002
	9.0	Eddie Bonine	Arizona State	4/5/2002
	9.0	Eddie Bonine	Lewis-Clark State	5/11/2002
	9.0	Tony Banaszak	vs Oregon State	3/15/2003
	9.0	Tony Banaszak	at UC Irvine	3/28/2003
	9.0	Tony Banaszak	Stanford	4/4/2003
	9.0	Aaron MacKenzie	Washington	5/4/2003
	9.0	Aaron MacKenzie	UCLA	5/24/2003
	9.0	Aaron MacKenzie	Oregon State	5/23/2004
	9.0	Jayson Miller	BYU	3/28/2007
	9.0	Wayne Daman Jr.	UCLA	5/18/2007
	9.0	Matt Way	San Jose State	4/25/2008
	9.0	Jayson Miller	at Washington	5/10/2008
	9.0	Matt Way	USC	5/23/2008
	9.0	Matt Way	UCLA	4/3/2009
	9.0	Chad Arnold	Oregon State	4/23/2010
	9.0	Chad Arnold	Utah	3/5/2010
	9.0	Adam Conley	UCLA	4/8/2011
	9.0	Joe Pistorese	Stanford	3/28/2013
	9.0	Scott Simon	at Utah	4/7/2013
	9.0	Joe Pistorese	California	4/4/2014
	9.0	Joe Pistorese	Oregon State	4/11/2014
	9.0	Joe Pistorese	Utah	5/9/2014
	9.0	Joe Pistorese	at USC	3/14/2015
	9.0	Joe Pistorese	at California	4/03/2015
	9.0	Joe Pistorese	Washington	4/10/2015
	9.0	Joe Pistorese	at Arizona State	5/15/2015
	9.0	Scotty Sunitsch	at Oregon-2	4/8/2018
	9.0	Zane Mills	at California	4/24/21
	9.0	Grant Taylor	Arizona State	5/19/22

**STRIKEOUTS**

1.	13	James Freeman	at Southeastern La.	2/11/2005
	13	Matt Way	Washington	5/22/2009
	13	Zane Mills	at Dixie State	2/26/2021
4.	12	Todd Belitz	at Portland State	4/20/1997
	12	Todd Belitz	Oregon State	5/10/1997
	12	Wade Parrish	USC	3/27/1999
7.	11	Robert Ramsay	at Gonzaga	3/27/1996
	11	Robert Ramsay	Washington	4/12/1996
	11	Todd Belitz	Hawaii-Hilo	4/8/1997
	11	Wade Parrish	vs Oregon State	3/19/1999
	11	Brandon Hundt	vs Kent State	3/3/2002
	11	Bryce Chamberlin	vs Utah Valley	3/6/2004
	11	Aaron Trolia	Sacramento State	5/8/2004
	11	Chad Arnold	Oregon State	4/23/2010
	11	Joe Pistorese	at California	4/19/2013

**MOST WILD PITCHES**

1.	4	Parker McFadden	CSUN	3/25/2017
	4	AJ Block	CSUN	3/9/2019
	4	Zane Mills	at Hawai'i	2/20/2020

**MOST BALKS**

1.	3	James Freeman	at Texas A&M	2/23/2002
	3	Brandon Hundt	at Cal State Northridge	2/9/2002
3.	2	10 times		
		Last - Rusty Shellhorn	at Texas Tech	2/28/2010

**MOST HIT-BY-PITCHES**

1.	6	Dave Wheeler	Lewis-Clark State	3/23/1997
2.	4	Rocky Murray	at Long Beach State	2/3/1995
	4	Robert Ramsay	at Pacific	2/17/1995
	4	Wayne Vezzetti	Gonzaga	4/17/1996
	4	Marcus Glaze	at Lewis-Clark State	5/1/1996
	4	Zach Fisher	at Gonzaga	4/28/1999
	4	Aaron MacKenzie	at Long Beach State	2/15/2003
	4	Nick Kenyon	at California	3/22/2003
	4	Aaron Trolia	Gonzaga	3/7/2004
	4	Scotty Sunitsch	California	4/14/2018

**MOST CHANCES**

1.	19	Matt Mendenhall	California	4/5/2014
	19	Jim Murphy	Oregon State	5/4/2008
3.	18	Stefan Bailie	at California	3/4/2000
	18	Brady Everett	at Southeastern La.	2/11/2005
	18	Brett Jacobs	at Oregon State	5/26/2013
	18	Ryan Smith	Oregon State	5/10/1997
7.	17	13 times		
		Last - Jack Smith	at Oregon	4/23/2022

**MOST PUTOUTS**

1.	25	Cliff Casad	vs. Washington	1912
2.	18	Phil Westendorf	vs. Oregon	1975
	18	Jim Lauer	vs. Washington	1978
	18	Jim Murphy	Oregon State	5/4/2008
	18	Matt Mendenhall	California	4/5/2014
6.	17	Jim Murphy	Washington	4/29/2005
	17	Jim Murphy	at Cal State Northridge	2/18/2007
	17	Jim Murphy	Oregon State	5/3/2008
	17	Brett Jacobs	at Oregon State	5/26/2013
	17	Patrick McGrath	USC	5/2/2014

**MOST ASSISTS**

1.	12	Paul Gran	Oregon State	5/4/2008
2.	10	Don Long	vs. Northwestern	1983
	10	Michael Weber	Arizona State	4/11/2008
	10	Tommy Richards	UCLA	4/9/2011
	10	Ian Sagdal	San Jose State	3/30/2014
6.	9	Bookie Gates	Arizona	4/8/2001
	9	Bookie Gates	Washington	4/28/2001
	9	Justin McClure	Birmingham-Southern	4/4/2004
	9	Jeff Miller	Washington	4/29/2005
	9	Paul Gran	at Northern Colorado	4/23/2006
	9	Shea Donlin	UCLA	4/26/2013
	9	Kyle Russell	at Oregon	4/23/2022

**MOST ERRORS**

1.	5	Knapton	vs. Idaho	1918
	5	Don Long	vs. Lewis-Clark State	1982
3.	4	Curtis Robinson	at Texas A&M	2/21/1997
	4	Boyd Robertson	at Lewis-Clark State	4/29/1998
5.	3	21 times		
		Last - Kodie Kolden	at Washington	3/20/2022

**MOST PASSED BALLS**

1.	3	Jason Hairston	vs San Diego State	2/9/1997
	3	Jason Hairston	Washington	4/13/1997
	3	Jeff Scherer	Washington	5/2/1999
	3	Jon Baeder	Stanford	5/20/2001

**MOST CAUGHT STEALING BY**

1.	5	Brady Everett	at Arizona State	5/29/2005
2.	4	James Freeman	at Arizona State	5/29/2005
3.	3	11 times		
		Last - P.J. Jones	San Jose State	3/28/2014

#### LONGEST GAME (INNINGS/Research ongoing)

1.	17	Washington	1912
2.	16	at Oregon State	4/27/2019
3.	15	Ohio State	1965
	15	Fresno State	1966
	15	Idaho	5/4/1971
	15	Lewis & Clark State	1986
	15	California	3/4/2000

#### MOST AT BATS

1.	55	at Oregon State	4/27/2019
2.	53	vs Dartmouth	3/18/1996
3.	52	at New Mexico State	2/14/1999
	52	at New Mexico State	2/15/1999
5.	51	at California	3/4/2000
6.	50	at California	3/16/1998
7.	49	Portland State	4/27/1997
	49	at New Mexico State	2/12/1999
	49	at Hawaii Hilo	2/16/2006
	49	Kent State	3/8/2008
	49	at USC	4/20/2019

#### MOST RUNS SCORED

1.	31	Lewis & Clark State	1907
2.	28	Oregon	4/25/1975
3.	24	at Hawaii-Hilo	1/23/1996
4.	23	at New Mexico State	2/14/1999
	23	Seattle	2/21/2010
6.	22	vs Dartmouth	3/18/1996
	22	at New Mexico State	2/15/1999
	22	at Northern Colorado	4/21/2006
9.	21	vs Gonzaga	3/2/1997
	21	at New Mexico State	2/12/1999
	21	Oregon State	5/5/2002
	21	Kent State	3/8/2008
	21	Arizona	4/26/2021

#### MOST RUNS SCORED IN AN INNING (Research ongoing)

1.	18	Gonzaga (7th)	1926
2.	15	at Central Washington (1st)	4/23/1987
3.	12	Niagara (1st)	3/5/2020

#### MOST HITS

1.	26	at Northern Colorado	4/21/2006
2.	25	vs Dartmouth	3/18/1996
	25	at New Mexico State	2/14/1999
	25	at New Mexico State	2/15/1999
5.	24	Kent State	3/8/2008
6.	23	vs Gonzaga	3/2/1997
	23	at New Mexico State	2/12/1999
	23	Chicago State	3/7/2006
	23	Seattle U	2/21/2010
	23	USC	5/21/2010
	23	Arizona	4/16/2021

#### MOST DOUBLES

1.	9	Rutgers	3/22/1990
2.	8	vs Dartmouth	3/18/1996
	8	Arizona	4/16/2021
4.	7	at Hawaii-Hilo	1/23/1996
	7	California	5/8/1999
	7	Arizona State	4/16/2000
	7	Oregon State	5/5/2002
	7	UCLA	5/25/2003
	7	at Stanford	5/1/2004
	7	at Gonzaga	5/16/2006
	7	at Gonzaga	5/13/2008
	7	Oregon	5/20/2011
	7	Utah Valley	3/11/2017
	7	Bushnell	3/16/2022

#### MOST TRIPLES

1.	6	Whitman	1945
2.	5	Eastern Washington	1952
	5	Yakima Valley	1968
	5	Gonzaga	1970
5.	4	at UNLV	2/26/2008
6.	3	vs Texas A&M	2/4/2000
	3	vs Kentucky	2/25/2002
	3	at Texas-Pan American	2/29/2004
	3	Wright State	2/29/2008
	3	at Arizona	3/17/2012
	3	Eastern Michigan	2/23/2013

#### MOST HOME RUNS

1.	8	Whitworth	1987
2.	7	Gonzaga	4/7/1999
3.	6	Washington	4/17/1998
	6	at New Mexico State	2/14/1999
	6	at New Mexico State	2/15/1999
6.	5	vs Dartmouth	3/18/1996
	5	at California	3/16/1998
	5	Oregon State	3/21/1998
	5	at Oregon State	4/24/1998
	5	Lewis-Clark State	5/2/1998
	5	Central Washington	4/16/2001
	5	Oregon	5/1/2021

#### MOST TOTAL BASES

1.	52	vs Dartmouth	3/18/1996
	52	at New Mexico State	2/14/1999
3.	48	at New Mexico State	2/15/1999
4.	41	Portland State	4/25/1997
5.	39	vs Gonzaga	3/2/1997
6.	38	Gonzaga	4/7/1999
	38	Oregon State	5/5/2002
8.	36	at California	3/16/1998
	36	Arizona	4/16/2021
10.	35	Gonzaga	4/22/1998
	35	Lewis-Clark State	5/2/1998
	35	Sacramento State	5/9/2003

#### MOST WALKS

1.	18	Gonzaga	1956
2.	15	at Hawaii-Hilo	1/23/1996
3.	14	Utah Valley State	3/1/2007
4.	13	vs TCU	1/22/1996
5.	12	Arizona	4/17/1999
	12	at UC Davis	2/20/2021
7.	11	at UCLA	4/23/1999
	11	at UCLA	4/24/1999
	11	at Oral Roberts	3/18/2001
	11	at Texas-Pan American	2/28/2004
	11	at Washington	4/9/2004
	11	Washington	4/29/2005
	11	at Stephen F. Austin	2/16/2015
	11	Stephen F. Austin	3/05/2017
	11	Utah Valley	3/12/2017

#### MOST TIMES HIT BY PITCH

1.	7	vs Houston	2/7/1998
	7	Chicago State	3/2/2006
3.	6	at UNLV	2/27/2008
	6	Arizona State	4/11/2010
	6	Dallas Baptist	3/8/2011
	6	at Hawaii	2/21/2022

#### MOST TIMES STRUCK OUT

1.	23	at Pacific	2/14/1997
	23	at Oregon State	4/27/2019
3.	19	at Mississippi State	2/19/2012
4.	18	vs San Diego State	2/6/1997
	18	at Texas A&M	3/12/2010
	18	at UCLA	3/19/2016
7.	17	at Nevada	2/25/2001
8.	16	at Stanford	4/1/1999
	16	at Hawaii	1/19/1996
	16	at California	3/5/2000
	16	at Arizona State	5/15/2015

#### MOST SACRIFICE FLIES

1.	4	at Utah	4/11/2021
2.	3	at Long Beach State	2/5/1995
	3	Gonzaga	4/22/1998
	3	at USF	3/17/1999
	3	Oregon State	5/21/2000
	3	Northern Colorado	3/11/2005
	3	Chicago State	3/9/2006
	3	at Northern Colorado	4/21/2006
	3	at Stanford	3/28/2008
	3	at Long Beach State	3/15/2009
	3	Oregon State	5/20/2012
	3	California	5/29/2016

#### MOST SACRIFICE HITS

1.	5	vs Rutgers	2/28/2020
2.	4	13 Times	
		Last - Oregon	4/14/2019

#### MOST STOLEN BASES

1.	11	Montana	1917
	11	State Pen	1952
3.	9	vs Prairie View	2/27/2016
4.	8	at Grand Canyon	3/23/1996
	8	vs Utah Valley	3/6/2004
6.	7	at Oregon State	4/20/1996
7.	6	Lewis-Clark State	4/25/1995
	6	USC	4/18/2004
	6	USC	4/29/2006
	6	at Gonzaga	5/16/2006
	6	Nebraska Omaha	2/26/2012
	6	at San Diego	3/19/2014

#### STOLEN BASES IN AN INNING (Research ongoing)

1.	8	Utah Valley State (5th)	3/6/2004
----	---	-------------------------	----------

#### MOST INTENTIONAL WALKS

1.	3	at Grand Canyon	3/23/1996
	3	Washington	4/21/2017
3.	2	27 Times	
		Last - Stanford	5/24/2015

#### MOST RUNNERS LEFT ON BASE

1.	18	Saint Mary's	3/8/2018
2.	16	at Lewis-Clark State	4/4/1995
	16	at Washington	4/3/2010
	16	Gonzaga	5/15/2018
	16	at Arizona State	3/17/2019
6.	15	at Oregon State	4/5/1997
	15	at New Mexico State	2/12/1999
	15	vs Gonzaga	2/27/2001
	15	Arizona	4/19/2009
	15	Stanford	5/24/2015
	15	Washington	4/21/2017
	15	at Arizona State	3/27/2021

**MOST INNINGS PITCHED**

1.	15.2	at Oregon State	4/27/2019
2.	15.0	at California	3/4/2000
3.	13.0	Washington	5/2/2003
	13.0	at Mississippi State	2/19/2012
	13.0	Utah	5/9/2014
	13.0	Gonzaga	5/15/2018
7.	12.1	at Washington	5/27/2006
8.	12.0	6 Times	
		Last - at USC	4/20/2019

**MOST HITS ALLOWED**

1.	30	Washington	4/13/1997
2.	28	at Arizona	4/22/2000
3.	27	at Arizona	5/13/2006
4.	25	Lewis-Clark State	4/16/1997
	25	UCLA	4/30/2000
	25	UCLA	5/25/2003
	25	vs South Alabama	3/6/2011
	25	Stanford	4/2/2011
9.	24	Stanford	5/19/2001
	24	at Arizona State	4/27/2003
	24	Arizona	5/23/2019

**MOST RUNS ALLOWED**

1.	30	Washington	4/13/1997
2.	29	at Arizona	5/13/2006
3.	25	at Arizona State	4/27/2003
4.	24	Arizona State	4/14/2000
5.	22	Arizona State	4/7/2002
	22	Oregon State	5/5/2002
	22	Stanford	4/2/2011
8.	21	5 Times	
		Last - Arizona	5/23/2019

**MOST WALKS ALLOWED**

1.	16	Montana	1969
2.	15	at Pacific	2/18/1995
	15	Arizona State	4/2/2016
	15	Stanford	4/3/2021
5.	14	Oregon State	5/9/1997
	14	at UCLA	3/19/2016
	14	at UNLV	3/24/2021
8.	13	at Long Beach State	2/25/1996
	13	at Oregon State	4/5/1997
	13	Oregon State	5/10/1997
	13	Washington	4/19/1998
	13	Stanford	4/9/2000
	13	California-2	4/15/2022

**MOST STRIKEOUTS**

1.	20	Central Washington	1969
2.	18	Oregon State	5/10/1997
3.	17	Utah	5/9/2014
4.	16	at Southeastern La.	2/11/2005
	16	at Arizona State	5/16/2015
	16	at Dixie State	2/26/2021
	16	at Tarleton State	3/2/2022
8.	15	Washington	5/22/2009
	15	at Stephen F. Austin	2/16/2015
	15	at Oregon State	3/22/2015
	15	at Santa Clara	2/21/2019
	15	at CSU Bakersfield	2/14/2020
	15	at Portland	3/17/2021

**MOST HOME RUNS ALLOWED**

1.	8	at Stanford	5/2/2004
2.	7	Arizona	4/8/2001
3.	6	Washington	4/13/1997
	6	Portland State	5/8/1998
	6	Stanford	5/18/2001
	6	at Cal State Northridge	2/10/2002
7.	5	5 Times	
		Last - at Fresno State	3/18/2011

**MOST WILD PITCHES**

1.	7	at USC	4/20/2019
	7	at Utah Valley	5/14/2019
3.	6	at Stanford	3/25/2022
4.	5	12 Times	
		Last - vs. Texas A&M	3/4/2022

**MOST BALKS**

1.	3	at Cal State Northridge	2/9/2002
	3	at Texas A&M	2/23/2002
	3	Arizona	4/9/2005
4.	2	21 Times	
		Last - at Seattle U	4/25/2018

**MOST HIT BATTERS**

1.	7	Lewis-Clark State	3/22/1997
	7	Lewis-Clark State	3/23/1997
3.	6	at Oregon State	4/21/1996
	6	Oregon State	5/3/2002
	6	at Lewis-Clark State	3/11/2003
6.	5	18 Times	
		Last - Bushnell	3/16/2022

**MOST INTENTIONAL WALKS ALLOWED**

1.	4	at California	3/21/2003
2.	3	at Oral Roberts	3/18/2001
	3	USC	4/21/2002
	3	at Lewis-Clark State	5/13/2003
	3	at Washington	5/27/2006
	3	UCLA	5/20/2007
	3	at USC	3/13/2015
	3	at USC	4/20/2019
9.	2	22 Times	
		Last - at UCLA	5/15/2022

**MOST ERRORS**

1.	9	at Texas A&M	2/21/1997
2.	8	Washington	4/27/2001
3.	7	Oregon State	5/19/2000
	7	at Western Carolina	2/16/2013
5.	6	6 Times	
		Last - vs Kennesaw State	2/10/2006

**MOST DOUBLE PLAYS**

1.	5	USC	1969
	5	Oregon State	1974
	5	Portland State	1977
	5	Lewis-Clark State	3/21/2000
	5	at Arizona State	4/26/2003
	5	Arizona State	4/10/2010
4.	4	16 Times	
		Last - Arizona	4/16/2021

**MOST PASSED BALLS**

1.	4	vs San Diego State	2/9/1997
2.	3	Washington	4/13/1997
	3	Washington	5/2/1999
3.	3	Stanford	5/20/2001

**MOST STOLEN BASES AGAINST**

1.	7	at Pacific	2/15/1997
	7	at Arizona State	5/29/2005
	7	Arizona State	4/10/2010
	7	at UCLA	5/30/2010
5.	6	Arizona State	4/11/2008
	6	at California	4/5/2019
	6	at USC	5/14/2021

**MOST CAUGHT STEALING BY**

1.	6	at Arizona State	5/29/2005
2.	4	vs Oregon State	3/11/2001
3.	3	18 Times	
		Last - at Portland	5/17/2022

DATE	PITCHERS	OPPONENT	SCORE	INN
5/2/1916	Albert Hartman Hartman - IP: 9, R:0 , ER: 0, BB: 0, K: 12	Gonzaga	W, 8-0	9
4/16/1921	Jack Friel, Frank Skadan (5) Friel - IP: 4, R: 1, ER: 0, BB: 5, K: 5; Skadan - IP: 5, R: 0, ER: 0, BB: 1, K: 5	Gonzaga	W, 2-1	9
4/9/1932	Frank Coleman Coleman - IP:7 , R: 1, ER: 0, BB: 0, K: ?	Lewis-Clark State	W, 12-1	7
3/30/1951	Rod Keogh Keogh - IP: 7, R: 0, ER: 0, BB: 4, K: ?	North Idaho College of Education	W, 2-0	7
3/22/1958	Elwood Hahn Hahn - IP: 7, R: 1, ER: 1, BB: ?, K: 6	Columbia Basin College	L, 0-1	7
3/27/1964	Robert Salisbury Salisbury - IP: 7, R: 0, ER: 0, BB: 1, K: 7	Lewis & Clark (Portland)	W, 4-0	7
3/18/1967	Rick Austin Austin - IP: 7, R: 0, ER: 0, BB: 1, K: 10	Lewis-Clark State	W, 1-0	7
3/21/1968	Jefferson Clark Clark - IP: 7, R: 1, ER: 0, BB: 1, K: 5	Montana	W, 9-1	7
3/22/1968	Rick Austin* Austin - IP: 7, R: 0, ER: 0, BB: 0, K: 9	Gonzaga	W, 5-0	7
3/27/1969	Norm Angelini, Dan Wallace (6), James Lavick (7) Angelini - IP: 5, R: 0, ER: 0, BB: 0, K: ?; Wallace - IP: 1, R: 0, ER: 0, BB: 0, K: ?; Lavick - IP: 1, R: 0, ER: 0, BB: 0, K: ?	Western Washington	W, 8-0	7
3/26/1971	Larry Angell* Angell - IP: 7, R: 0, ER: 0, BB:0 , K: 11	Eastern Washington	W, 5-0	7
4/3/1971	James Lavick, Murray Gage-Cole (6) Lavick - IP: 5.2, R: 0, ER: 0, BB: 4, K: 7; Gage-Cole - IP: 1.1, R: 0, ER: 0, BB: 0, K: 1	Idaho State	W, 1-0	7
3/10/1973	Joe McIntosh* McIntosh - IP: 7, R: 0, ER: 0, BB:0 , K: 7	Whitworth	W, 8-0	7
3/11/1973	Roger Stein, Rick Schafer (6) Stein - IP: 5, R: 0, ER: 0, BB: 3, K: 4; Schafer - IP: 2, R: 0, ER: 0, BB: 2, K: 4	Idaho	W, 6-0	7
3/16/1973	Joe McIntosh McIntosh - IP: 7, R: 0, ER: 0, BB: 0, K: 6	Puget Sound	W, 6-0	7
3/23/1973	Mark Beem Beem - IP: 7, R: 0, ER: 0, BB: 2, K: 8	Eastern Washington	W, 6-0	7
3/9/1974	David Wright, Roger Stein (6) Wright - IP: 5, R: 0, ER: 0, BB: 3, K: 2; Stein - IP: 2, R: 0, ER: 0, BB: 1, K: 1	Idaho	W, 10-0	7
3/20/1974	Tracy Harris Harris - IP: 7, R: 0, ER: 0, BB: 1, K: 7	Central Washington	W, 7-0	7
3/14/1976	Bob Sherwood Sherwood - IP: 7, R: 0, ER: 0, BB: 2, K: 8	Idaho	W, 2-0	7
5/7/1976	Eric Wilkins Wilkins - IP: 9, R: 0, ER: 0, BB: 2, K: 4	Oregon State	W, 1-0	9
3/20/1977	Tracy Harris Harris - IP: 7, R: 0, ER: 0, BB: 2, K: 4	Washington	W, 3-0	7
3/4/1984	Mike Costello Costello - IP: 7, R: 0, ER: 0, BB: 1, K: 5	Washington	W, 4-0	7
3/14/1985	Kurt Waananen Waananen - IP: 7, R: 0, ER:0 , BB: 1, K: 6	Rockford College (Illinois)	W, 15-0	7
3/5/2017	Cody Anderson (6.0), Joe Rosenstein (1.1), Isaac Mullins (0.2), Scotty Sunitsch (1.0),	Stephen F. Austin	W, 7-3	9
4/8/2018	Scotty Sunitsch Sunitsch - IP: 9, R: 0, ER:0 , BB: 2, K: 9	at Oregon	W, 7-0	9
4/22/2018	Parker McFadden (5), A.J. Block (1.1) Collin Maier (0.2), Ryan Walker (2.0)	Santa Clara	W, 5-0	9

\* = Perfect Game

NOTE: Jack Friel (1921) went on to be WSU's most successful basketball coach ever (1929-1958, 495-377/.568) and also coached the baseball team during the war years, 1943-45 (29-24 record).

- Albert Hartman's (1916) no-hitter was one error from a perfect game...no ball's were hit out of the infield...he also hit a home run in the game.



INNING	1	2	3	4	5	6	7	8	9	TOTAL
COUGARS	0	0	0	3	0	4	0	0	0	7
DUCKS	0	0	0	0	0	0	0	0	0	0
TIME										30:1

22

W

COUGARS



23

#### GAMES

1.	67	Buzzy Verduzco	1985
	67	Jim Connor	1990
3.	66	Pete Blanksma	1988
	66	John G. Olerud	1988
	66	Scott Hatteberg	1990
	66	Tim Kuykendall	1990
7.	65	Jeff Johnsen	1985
	65	Steve Webb	1988
9.	64	Jim Connor	1988
	64	Greg Hunter	1988

#### BATTING AVERAGE

1.	.500	Busher Lewis	1917
2.	.464	John G. Olerud	1988
3.	.462	Lyman Passmore	1917
4.	.446	Clifford Marker	1925
5.	.430	Edwin Goddard	1937
6.	.426	Curry Mitchell	1925
7.	.418	Kelly Smith	1980
8.	.412	William Sewell	1941
9.	.404	John Zaepfel	1924
10.	.401	Jared Prince	2006

#### RBI

1.	81	Jeff Hooper	1987
	81	John G. Olerud	1988
3.	76	Glen Walker	1980
4.	73	Marv Chamberlain	1974
5.	72	Beau Campbell	1992
6.	71	Steve Webb	1988
7.	68	Casey Kelley	1998
	68	Grant Richardson	2004
9.	67	Kevin Brunstad	1993
10.	65	Greg Monda	1983
	65	Rod Smith	1987

#### RUNS

1.	87	Rob Smith	1987
2.	83	John G. Olerud	1988
3.	72	Mike Kinkade	1994
4.	71	Mike Miller	1983
5.	70	Jim Connor	1988
	70	Jim Connor	1990
7.	69	Kelly Smith	1980
	69	Mike Meyers	1987
9.	66	Mike Wetmore	1994
10.	64	Mike Kinkade	1993
	64	Kaeo Rubin	2004

#### STOLEN BASES

1.	59	Bob Waits	1971
2.	43	Mike Miller	1983
3.	38	Mike Miller	1982
4.	35	John Rankin	1970
5.	33	Roger Dirkes	1974
6.	32	Steve Merkley	1972
	32	Mike Wetmore	1996
8.	31	Roger Dirkes	1975
	31	Joey Zellner	1985
10.	30	Kelly Smith	1980

#### WALKS

1.	60	Mark Wyckoff	1987
	60	Scott Hatteberg	1991
3.	55	Jim Connor	1990
4.	54	Mike Miller	1982
5.	50	John G. Olerud	1988
6.	48	Matt Minium	1978
	48	Don Wulff	1981
	48	Pete Blanksma	1988
9.	47	Jason King	1990
	47	Mike Wetmore	1994

#### HITS

1.	108	John G. Olerud	1988
2.	92	Jeff Hooper	1987
3.	91	Jim Connor	1988
4.	90	Mike Kinkade	1994
5.	88	Scott Hatteberg	1990
	88	Ray Hattenburg	1999
	88	Jay Miller	2006
8.	87	Rob Smith	1987
	87	Jim Connor	1990
10.	83	Jared Prince	2006

#### DOUBLES

1.	31	Mike Kinkade	1994
2.	29	Scott Hatteberg	1990
3.	28	Jay Miller	2006
4.	26	Kevin Brunstad	1993
5.	25	Tad Thompson	1992
6.	23	Jim Connor	1990
7.	22	Rob Smith	1987
	22	Jim Connor	1988
9.	21	Greg Monda	1983
	21	John G. Olerud	1988
	21	Scott Hatteberg	1991
	21	Tad Thompson	1991
	21	Jay Miller	2003

#### TRIPLES

1.	7	Dave Jones	1959
	7	Andy Alvis	1980
	7	Greg Monda	1983
	7	Greg Barton	1984
5.	6	Terry Carroll	1951
	6	Bob Fry	1963
	6	Bob Fry	1964
	6	Paul Noce	1981
	6	Don Long	1983
	6	Jeff Corbally	1984
	6	Ken Cameron	1995
	6	Steve Gleason	1998

#### HOME RUNS

1.	25	Casey Kelley	1998
2.	23	John G. Olerud	1988
3.	21	Glen Walker	1980
	21	Jeff Hooper	1987
5.	20	Beau Campbell	1992
6.	19	Rob Smith	1987
7.	18	Mike Meyers	1987
	18	Jason Grove	1999
	18	Stefan Bailie	2001
10.	17	Dale Ford	1966

#### HIT-BY-PITCH

1.	25	Mike Meyers	1987
2.	20	Jim Murphy	2006
	20	Jim Murphy	2008
4.	17	Kaeo Rubin	2004
	17	Brady Everett	2005
	17	Jason Monda	2012
7.	16	Stefan Bailie	2000
	16	Kaeo Rubin	2005
9.	15	Josh Hamik	1995
	15	Jason Monda	2013

#### TOTAL BASES

1.	204	John G. Olerud	1988
2.	177	Jeff Hooper	1987
3.	170	Rob Smith	1987
4.	157	Jim Connor	1988
5.	154	Mike Kinkade	1994
6.	153	Glen Walker	1980
7.	152	Beau Campbell	1992
8.	151	Greg Monda	1983
	151	Casey Kelley	1998
10.	145	Scott Hatteberg	1990

#### ON-BASE PERCENTAGE

1.	.555555	John Olerud	1988
2.	.5221238	Kelly Smith	1980
3.	.521327	Don Wulff	1981
4.	.5148148	Scott Hatteberg	1991
5.	.5111111	Dave Edler	1977
6.	.4967105	Jim Connor	1990
7.	.4946236	Greg Herrick	1976
8.	.4941634	Ken Cameron	1995
9.	.4921259	Jared Prince	2006
10.	.4903846	Bob Waits	1971

#### SLUGGING PERCENTAGE

1.	.876	John G. Olerud	1988
2.	.858	Dale Ford	1966
3.	.841	Glen Walker	1980
4.	.830	Casey Kelley	1998
5.	.775	Jason Grove	1999
6.	.764	Beau Campbell	1992
7.	.728	Jeff Hooper	1987
8.	.726	Greg Monda	1983
9.	.708	Rob Smith	1987
10.	.687	Tom Seidel	1963

#### ON-BASE + SLUGGING (OPS)

1.	1.432	John Olerud	1988
2.	1.308	Glen Walker	1980
3.	1.299	Casey Kelley	1998
4.	1.260	Jason Grove	1999
5.	1.196	Beau Campbell	1992
6.	1.184	Marv Chamberlain	1974
7.	1.173	Jeff Hooper	1987
8.	1.172	Jim Connor	1990
9.	1.160	Jim Connor	1988
10.	1.153	Rob Smith	1987

**GAMES PITCHED**

1.	34	Michael Newstrom	2021
2.	31	Matt Bower	2014
	31	Sam Triece	2015
4.	30	Dane Renkert	2005
	30	Paris Shewey	2010
	30	Chase Grillo	2022
	30	Cam Liss	2022
8.	29	Danny Allison	1991
	29	Adam Conley	2010
	29	Kellen Camus	2012

**GAMES STARTED**

1.	17	Tom McGraw	1990
	17	James Freeman	2005
3.	16	Joe McIntosh	1973
	16	Bob Sherwood	1976
	16	John G. Olerud	1988
	16	Brian Sajonia	1988
	16	Aaron Sele	1990
	16	Todd Meldahl	2000
	16	Eddie Bonine	2002
	16	Aaron MacKenzie	2004
	16	Chad Arnold	2010
	16	Adam Conley	2011

**WINS**

1.	15	John G. Olerud	1988
2.	13	Joe McIntosh	1973
3.	12	Richard Stiles	1949
	12	Rick Austin	1968
	12	Eric Snider	1978
	12	Aaron Sele	1990
7.	11	Kyle Kawabata	1995
8.	10	11 Tied	
		Last - Matt O'Brien	2000

**SAVES**

1.	15	Ian Hamilton	2014
2.	13	Ian Hamilton	2015
3.	12	Ross Humes	2007
	12	Adam Conley	2010
	12	Paris Shewey	2011
6.	10	Reed Rainey	1984
	10	Jeremy Johnson	2009
	10	Paris Shewey	2011
9.	9	Tony Provenzo	1978
10.	8	Reed Rainey	1985
	8	Travis Webb	2006
	8	Scotty Sunitsch	2017

**STRIKEOUTS**

1.	124	Matt Way	2009
2.	121	Aaron Sele	1990
3.	114	Aaron Sele	1991
4.	113	John G. Olerud	1988
5.	108	Dan Frisella	1966
6.	102	Joe McIntosh	1973
7.	95	Aaron Mackenzie	2004
8.	94	Robert Ramsay	1996
9.	91	Al Hartman	1915
	91	Norm Angelini	1969
	91	Tom McGraw	1990

**INNINGS**

1.	122.2	John G. Olerud	1988
2.	121.2	Aaron Sele	1990
3.	120.2	Joe McIntosh	1973
4.	116	Bob Sherwood	1976
5.	113.2	Wayne Lindemann	1992
6.	111	Tom McGraw	1990
	111	Kyle Kawabata	1995
8.	108.1	Eric Wilkins	1977
	108.1	Eric Snider	1978
	108.1	Aaron Sele	1991
	108.1	Aaron Mackenzie	2004

**ERA**

1.	0.47	Tom Brown	1967
2.	0.85	Bob Salisbury	1965
3.	1.10	Rick Austin	1968
4.	1.22	Mike Avey	1965
5.	1.33	Rick Austin	1967
6.	1.38	Landy James	1951
7.	1.43	Roger Stein	1973
8.	1.44	Joe Karp	1968
9.	1.48	Doug Bohlke	1953
10.	1.49	Dan Frisella	1965

**WHIP**

1.	0.708	Al Hartman	1916
2.	0.743	Dan Frisella	1965
3.	0.808	Norbert Kulzer	1915
4.	0.817	Al Hartman	1915
5.	0.922	Dan Frisella	1966
6.	0.925	George Plummer	1956
7.	0.933	Norm Moss	1915
8.	0.938	Lee Frank	1952
9.	0.947	Joe Karp	1968
10.	0.951	Rick Austin	1967

**COMPLETE GAMES**

1.	12	Al Hartman	1915
2.	10	Richard Stiles	1949
	10	Jerry Bartow	1956
	10	Norm Angelini	1969
	10	Joe McIntosh	1973
	10	Aaron Sele	1991
7.	9	Nine Tied	
		Last - Kyle Kawabata	1995

**SHUTOUTS**

1.	3	Al Hartman	1916
	3	Norm Moss	1916
	3	Busher Lewis	1919
	3	Edward Allen	1924
	3	Elwood Hahn	1959
	3	Bob Stephens	1964
	3	Dan Frisella	1965
	3	Rick Austin	1968
	3	Barry Sbragia	1972
	3	Mark Beem	1974
	3	Mike Costello	1984

**RELIEF WINS**

1.	7	Matt O'Brien	2000
2.	6	Tom Pellerin	1984
	6	Rob Carrithers	1985
	6	Matt O'Brien	1999
	6	Jeremy Johnson	2009
	6	Paris Shewey	2010
	6	Kellen Camus	2014
	6	Ryan Walker	2016
9.	5	Oscar Jones	1930
	5	Michael Avey	1966
	5	Steve Hancock	1981
	5	Reed Rainey	1983
	5	Reed Rainey	1984
	5	Andrew Davis	2008
	5	Connor Lambert	2010
	5	Richie Ochoa	2011

**GAMES**

1.	61	Jason Goligoski	1991
	61	Mike Wetmore	1994
3.	60	Greg Hunter	1987
4.	58	Jared Prince	2006
5.	57	Kevin Brunstad*	1991
	57	Travis Coulter	2006
	57	Derek Jones	2009

**GAMES STARTED** (Missing 1973, 1976-87, 1989)

1.	59	Jason Goligoski	1991
	59	Mike Wetmore	1994
3.	58	Jared Prince	2006
4.	57	Derek Jones	2009
5.	56	Shane Matheny	2015

**BATTING AVERAGE**

(Min. 3.0 PA per team game)

1.	.401	Jared Prince	2006
2.	.356	McClellan "Chick" Rocky	1918
3.	.350	Steve Curran*	1997
4.	.347	Travis Coulter	2006
5.	.345	Shawn Stevenson	1997

**AT BATS**

1.	225	Travis Coulter	2006
2.	214	Jay Miller	2003
3.	209	Mike Wetmore	1994
4.	207	Jared Prince	2006
5.	203	Shawn Stevenson	1997

**RUNS**

1.	66	Mike Wetmore	1994
2.	54	Travis Coulter	2006
3.	50	Mike Kinkade	1992
	50	Jared Prince	2006
5.	45	Derek Bruce	2002

**HITS**

1.	83	Jared Prince	2006
2.	78	Travis Coulter	2006
3.	73	Jay Miller	2003
4.	70	Shawn Stevenson	1997
5.	64	Mike Kinkade	1992

**DOUBLES**

1.	21	Jay Miller	2003
2.	17	Shea Vucinich	2008
3.	16	Jared Prince	2006
4.	14	Derek Bruce	2002
5.	13	Jason Grove	1998
	13	Bookie Gates	1999

**TRIPLES**

1.	5	Ed Bouchee	1952
2.	3	Greg Hunter	1987
	3	Ken Cameron*	1993
	3	Derek Bruce	2002
	3	Cody Bartlett	2007
	3	John Desmarais	2008
	3	Collin Slaybaugh	2011
	3	Nick Tanielu	2013

**HOME RUNS**

1.	12	Jason Grove	1998
	12	Stefan Bailie*	2000
	12	Derek Jones	2009
4.	11	Derek Bruce	2002
5.	9	Jared Prince	2006

**RBI**

1.	58	Jared Prince	2006
2.	42	Steve Curran*	1997
3.	40	Kevin Brunstad*	1991
4.	37	Derek Jones	2009
5.	36	Jay Miller	2003

**TOTAL BASES**

1.	128	Jared Prince	2006
2.	107	Stefan Bailie*	2000
3.	105	Jason Grove	1998
4.	103	Derek Bruce	2002
5.	100	Jay Miller	2003

**SLUGGING PERCENTAGE**

(Min. 3.0 PA per team game)

1.	.652	Jason Grove	1998
2.	.618	Jared Prince	2006
3.	.582	Stefan Bailie*	2000
4.	.534	Derek Bruce	2002
5.	.526	Bookie Gates	1999

**ON BASE PERCENTAGE**

(Min. 3.0 PA per team game)

1.	.492	Jared Prince	2006
2.	.450	Stefan Bailie*	2000
3.	.443	Evan Hecker	1999
4.	.440	Steve Curran*	1997
5.	.421	Ray Hattenburg*	1997

**WALKS**

1.	47	Mike Wetmore	1994
2.	35	Ed Bouchee	1952
3.	31	Derek Jones	2009
4.	30	Evan Hecker	1999
	30	Stefan Bailie*	2000
	30	Jared Prince	2006

**HIT BY PITCH**

1.	16	Stefan Bailie*	2000
2.	12	Jared Prince	2006
3.	10	Evan Hecker	1999
	10	Derek Jones	2009
5.	9	Trace Tam Sing	2011

**SACRIFICE FLIES**

1.	5	Jared Prince	2006
	5	Kyle Manzardo	2019
3.	4	Greg Hunter	1987
	4	Jason Goligoski	1991
5.	3	Lorren Hoppes	1983
	3	Kevin Brunstad*	1991
	3	Mike Wetmore	1994
	3	Bookie Gates	1999
	3	Jay Miller	2003
	3	Derek Jones	2009
	3	Jason Monda	2011
	3	P.J. Jones	2012

**SACRIFICE BUNTS**

1.	14	Travis Coulter	2006
2.	10	Mike Wetmore	1994
	10	Dillon Plew	2017
4.	9	Shawn Stevenson	1997
5.	8	Jason Goligoski	1991
	8	Elijah Hainline	2022

**STOLEN BASES**

1.	22	Mike Wetmore	1994
2.	13	Ed Bouchee	1952
3.	11	Jason Goligoski	1991
4.	10	Travis Coulter	2006
5.	10	Jared Prince	2006

**GAMES**

1.	28	Scott Simon*	2012
	28	Ian Hamilton	2014
	28	Zane Mills	2019
4.	25	Adam Conley	2009
5.	23	Rob Nichols	1987

**GAMES STARTED**

1.	14	Brian Sajonia	1985
	14	Brandon White	2019
3.	13	Robert Ramsay	1993
	13	Chad Arnold*	2008
	13	Tanner Chleborad	2012

**ERA**

(Min. 1 IP per team game played)

1.	2.11	Guy Normand	1983
2.	2.33	Mike Kinnunen	1977
3.	2.35	Jack Spring	1952
4.	2.44	Joe Pistorese	2012
5.	2.72	Ryan Walker	2015

**WINS**

1.	8	John G. Olerud	1987
2.	7	Norm Moss	1913
	7	Guy Normand	1983
	7	Steve Allen	1985
5.	6	Brian Sajonia	1985
	6	Aaron Sele	1989
	6	Jared Prince	2006

**COMPLETE GAMES**

1.	7	Norm Moss	1913
	7	Jack Spring	1952
3.	5	Darroll Waller	1944
	5	Adrian Jorissen	1945
	5	Tracy Harris	1974
	5	John G. Olerud	1987

**SHUTOUTS**

1.	1	Al Hartman	1913
	1	Norm Moss	1913
	1	Norbert Kulzer	1915
	1	Adrian Jorissen	1945
	1	Mark Beem	1973
	1	Tracy Harris	1974
	1	Mike Kinnunen	1977
	1	Brian Sajonia	1985
	1	John G. Olerud	1987

**SAVES**

1.	15	Ian Hamilton	2014
2.	4	Mark Beem	1973
3.	3	Bob Currie	1972
	3	Aaron Sele	1989
	3	Scott Simon*	2012

**INNINGS**

1.	90.1	John G. Olerud	1987
2.	88	Jack Spring	1952
3.	81	Guy Normand	1983
4.	78.2	Kyle Poppenroth	1995
5.	77.2	Jayson Miller	2005

**STRIKEOUTS**

1.	81	Jack Spring	1952
2.	64	Guy Normand	1983
3.	50	Kyle Poppenroth	1995
	50	Ryan Walker	2015
5.	49	Brandon White	2019

**BATTING AVERAGE AGAINST**

(Min. 1 IP per team game played)

1.	.169	Mike Kinnunen	1977
2.	.197	Guy Normand	1983
3.	.208	Tyson Guerrero	2019
4.	.216	Tracy Harris	1974
5.	.221	Ryan Walker	2015

#### GAMES PLAYED

1.	67	1985
	67	1990
3.	66	1988
4.	63	1987
5.	62	1991
6.	61	1984
	61	1996
8.	59	1986
	59	2006
	59	2010

#### ON-BASE PCT (Since 1976)

1.	.472	1990
2.	.465	1991
3.	.442	1994
4.	.420	1988
5.	.413	1993
6.	.412	1992
7.	.409	1978
8.	.408	1981
9.	.406	1982
	.406	1987

#### MOST HOME RUNS

1.	100	1987
2.	97	1998
3.	85	1988
4.	76	1999
5.	73	1990
6.	62	1983
7.	59	1997
8.	58	1986
9.	56	2009
10.	51	1996

#### MOST SACRIFICE FLIES

1.	40	1994
2.	38	1991
3.	34	1988
4.	33	1990
5.	32	1982
6.	31	1983
7.	30	1977
8.	29	2006
9.	28	1976
	28	1986
	28	1992

#### WINS

1.	52	1988
2.	48	1990
3.	45	1985
4.	44	1987
5.	43	1976
6.	41	1978
	41	1984
8.	40	1973
	40	1979
	40	1983

#### MOST RUNS SCORED

1.	564	1987
2.	560	1990
3.	532	1988
4.	498	1994
5.	465	1986
6.	464	1983
7.	454	1985
8.	440	1991
9.	432	1976
10.	421	1999

#### MOST TOTAL BASES

1.	1166	1988
2.	1145	1990
3.	1012	1983
4.	961	1999
5.	941	1998
6.	925	1991
7.	922	1994
8.	912	1996
9.	903	2006
10.	893	2008

#### MOST SACRIFICE BUNTS

1.	61	1994
2.	57	2014
3.	51	1977
	51	1993
5.	50	1984
6.	49	2019
7.	48	2006
8.	46	1976
	46	2007
10.	45	1979
	45	1992

#### CONFERENCE WINS

1.	19	1990
	19	2009
3.	18	1987
	18	1988
	18	1995
6.	16	1924
	16	1976
	16	1982
	16	1983
	16	1985
	16	1989
	16	1992
	16	1993

#### MOST HITS

1.	726	1988
2.	709	1990
3.	695	1987
4.	662	1985
5.	654	1991
6.	649	2006
7.	633	1994
8.	622	1983
9.	611	1986
10.	600	1996

#### MOST WALKS

1.	362	1990
2.	349	1978
3.	348	1994
4.	334	1985
5.	333	1984
	333	1988
7.	322	1981
8.	318	1976
9.	304	1991
10.	297	1986

#### MOST STOLEN BASES

1.	135	1971
2.	109	1976
3.	105	1985
4.	101	1996
5.	95	1983
	95	1995
7.	93	1977
8.	92	1975
9.	88	2006
10.	83	1980

#### BATTING AVERAGE

1.	.327	1988
2.	.325	1983
3.	.324	1980
4.	.320	1991
5.	.319	1987
6.	.316	1990
7.	.311	2006
8.	.310	1994
9.	.309	1985
10.	.308	1978
	.308	1986

#### MOST DOUBLES

1.	165	1990
2.	148	1983
3.	147	1988
4.	136	1991
5.	127	1987
	127	1993
7.	125	1999
8.	125	2006
9.	121	1996
10.	120	1994

#### MOST HIT-BY-PITCH

1.	107	2004
2.	100	2010
3.	92	2005
4.	91	2006
5.	90	2008
6.	89	2009
7.	80	2012
8.	75	1996
9.	71	2011
10.	70	2007
	70	2013

#### LONGEST WINNING STREAK

1.	18	1980
----	----	------

#### SLUGGING PCT.

1.	.552	1998
2.	.533	1987
3.	.528	1983
4.	.525	1988
5.	.510	1990
6.	.483	1980
7.	.467	1986
8.	.457	1981
9.	.454	2021
10.	.453	1991

#### MOST TRIPLES

1.	36	1951
2.	28	1980
3.	28	1983
4.	27	1984
5.	26	1990
6.	24	1977
	24	1995
8.	23	1978
9.	22	1989
	22	1998
	22	2008

#### MOST TIMES STRUCK OUT

1.	488	1997
2.	453	1999
3.	452	1996
4.	446	2000
5.	434	2022
6.	432	2016
7.	423	2015
8.	421	2018
9.	414	2009
10.	405	2010

**COUGAR BASEBALL**  
**TEAM SEASON RECORDS - PITCHING**

COMPLETE THROUGH 1974 (ALUMINUM BAT ERA)

'23

**LOWEST ERA**

1.	1.70	1967
2.	2.80	1976
3.	2.98	1977
4.	3.20	1974
5.	3.43	2015
6.	3.44	1979
7.	3.51	1978
8.	3.72	1984
9.	3.75	1988
10.	3.79	1985

**INNINGS PITCHED**

1.	563.1	1990
2.	559.0	1988
3.	541.0	1985
4.	535.0	1987
5.	530.1	2006
6.	519.2	2010
7.	515.1	1984
8.	514.1	1994
9.	513.1	1996
10.	510.0	1991

**FEWEST RUNS ALLOWED**

1.	178	1974
2.	198	1977
3.	202	1976
4.	207	1979
5.	213	1980
6.	241	1978
7.	243	2015
8.	254	1982
9.	271	2014
10.	277	1975

**FEWEST WILD PITCHES**

1.	10	1978
2.	14	1979
3.	15	1974
4.	15	1980
5.	18	1976
	18	1977
7.	22	1982
	22	1987
	22	1988
	22	2010

**LOWEST OPP. BATTING AVG.**

1.	.224	1974
2.	.228	1976
3.	.229	1977
4.	.238	1979
5.	.241	1980
6.	.244	2015
7.	.248	1978
	.248	1984
9.	.250	1985
10.	.257	1983

**FEWEST HITS ALLOWED**

1.	310	1974
2.	351	1980
3.	387	1979
4.	389	1976
5.	391	1977
6.	424	1982
7.	449	2015
8.	456	1978
9.	457	1975
10.	462	2022

**FEWEST EARNED RUNS ALLOWED**

1.	134	1974
2.	142	1976
3.	154	1977
4.	164	1979
5.	165	1980
6.	188	1978
7.	191	2015
8.	199	1982
9.	213	1984
10.	220	2014

**MOST BALKS (Since 1990)**

1.	17	2004
2.	16	2002
	16	2005
4.	13	1999
5.	11	2001
	11	2006
	11	2010
8.	10	2008
	10	2017
10.	9	2007

**SAVES (Since 1978)**

1.	23	1978
2.	21	2010
3.	18	2007
4.	17	2006
5.	15	2009
	15	2014
7.	14	1988
8.	13	1985
	13	2011
	13	2015

**FEWEST DOUBLES ALLOWED**

1.	42	1980
2.	51	1974
3.	57	1976
4.	60	1977
5.	61	1978
6.	62	1982
7.	63	2014
8.	64	1975
9.	70	2022
10.	78	1979

**FEWEST WALKS ALLOWED**

1.	167	2004
2.	168	2014
3.	171	2013
4.	180	2006
5.	184	2009
6.	187	2011
7.	188	2008
8.	189	1974
9.	193	1978
10.	198	1979

**MOST HIT BATTERS**

1.	96	1994
	96	1996
3.	94	1995
4.	92	1997
5.	81	2003
6.	79	2018
7.	78	1993
8.	72	2004
	72	2019
	72	2022

**COMPLETE GAMES**

1.	28	1976
2.	22	1977
3.	20	1979
4.	17	1978
	17	1985
	17	1990
	17	1995
8.	16	1988
9.	15	1974
	15	1975
	15	1983
	15	1984

**FEWEST TRIPLES ALLOWED**

1.	3	2015
	3	2021
3.	5	1974
4.	6	1980
	6	1989
	6	2022
7.	7	1975
	7	1977
	7	1978
	7	1992
	7	2006
	7	2013

**MOST STRIKEOUTS**

1.	473	2022
2.	453	2009
3.	437	2021
4.	418	2019
5.	414	2015
6.	404	2006
7.	402	1990
8.	394	2004
9.	382	2018
10.	365	2008

**FEWEST HIT BATTERS**

1.	16	1979
2.	17	1974
3.	19	1985
4.	21	1976
	21	1980
6.	22	1982
7.	23	1978
	23	1984
9.	25	1983
	25	1986

**SHUTOUTS (Since 1977)**

1.	12	1973
2.	11	1980
3.	7	1978
	7	1984
	7	1990
6.	5	1977
	5	1976
	5	1982
	5	1985
	5	1987
	5	2022

**FEWEST HOME RUNS ALLOWED**

1.	14	1977
	14	2014
3.	17	1974
	17	1976
5.	19	1979
6.	20	2015
7.	24	1982
8.	26	1980
	26	1984
	26	2011
	26	2013

**HIGHEST FIELDING PCT.**

1.	.978	2012
2.	.977	2018
3.	.975	2022
4.	.973	2014
5.	.972	2004
	.972	2008
7.	.971	2009
8.	.970	2010
9.	.969	2006
	.969	2015

**MOST ASSISTS**

1.	845	1988
2.	774	1985
3.	758	1987
4.	754	1990
5.	730	1994
6.	695	1989
7.	694	2000
8.	683	1993
9.	673	2008
10.	669	2005

**MOST ERRORS**

1.	136	1997
2.	123	1986
3.	120	1987
	120	1989
5.	115	1996
6.	113	1985
7.	111	1988
8.	107	1993
9.	106	1983
10.	106	1984

**FEWEST ERRORS**

1.	43	2018
2.	48	2012
3.	49	2022
4.	58	2014
5.	59	2004
6.	63	2008
7.	65	2009
	65	2019
9.	67	2011
	67	2016

**MOST DOUBLE PLAYS TURNED**

1.	85	2000
2.	84	1994
3.	82	1987
4.	80	1977
5.	78	1986
	78	2010
7.	76	1995
8.	74	1985
	74	1989
10.	69	1996
	69	2002

**MOST RUNNERS THROWN OUT**

1.	41	1988
2.	37	1993
3.	33	1996
	33	1998
	33	2000
	33	2001
7.	32	1984
	32	1992
	32	2005
	32	2010

**FEWEST STOLEN BASES ALLOWED**

1.	13	1979
2.	22	1974
3.	27	1980
4.	28	2012
5.	29	1978
6.	30	1988
7.	31	1981
	31	1987
9.	32	1977
	32	1983

**MOST PASSED BALLS (Since 1993)**

1.	30	1997
2.	28	1995
3.	25	2021
4.	23	1996
5.	19	2012
6.	18	2001
7.	16	1999
8.	15	2004
9.	13	2000
	13	2002
	13	2003
	13	2009
	13	2016
	13	2022

**FEWEST PASSED BALLS (Since 1993)**

1.	2	2010
2.	5	2008
3.	6	2005
4.	7	2006
	7	2007
	7	2017
7.	8	2015
8.	9	2018
	9	2014
	9	2019

DEREK JONES



### CAREER RECORDS - HITTING

#### GAMES

1.	243	Greg Hunter	1987-90
2.	228	Mike Kinkade	1992-95
3.	227	Jim Connor	1987-90
	227	Jay Miller	2003-06
5.	218	Jim Murphy	2005-08
	218	Jared Prince	2006-09
7.	216	Derek Jones	2009-12
8.	214	Rob Ryan	1993-96
9.	213	Tad Thompson	1989-92
10.	211	Shawn Stevenson	1997-2000

#### BATTING AVERAGE

1.	.369	Greg Monda	1981-83
2.	.365	Dale Ford	1964-66
3.	.364	Nick Tanielu	2013-14
4.	.362	Glen Walker	1979-80
5.	.361	Mike Kinkade	1992-95
6.	.360	Scott Hatteberg	1989-91
7.	.358	Jim Connor	1987-90
8.	.3551	Tom Thomas	1970-71
9.	.3546	Ray Hattenburg	1997-2000
10.	.349	Dave Edler	1975-78

#### HOME RUNS

1.	41	Derek Jones	2009-12
2.	40	Jeff Hooper	1984-87
3.	38	Casey Kelley	1996-98
4.	37	Jim Connor	1987-90
5.	34	Beau Campbell	1989-92
	34	Jim Murphy	2005-08
7.	33	John G. Olerud	1987-89
	33	Jason Grove	1998-2000
9.	30	Stefan Bailie	2000-01
10.	28	Phil Westendorf	1974-77
	28	Grant Richardson	2002-04

#### RBI

1.	199	Kevin Brunstad	1991-94
2.	197	Mike Kinkade	1992-95
3.	189	Jim Connor	1987-90
4.	172	Jeff Hooper	1984-87
5.	164	Derek Jones	2009-12
6.	162	Phil Westendorf	1974-77
7.	161	Jared Prince	2006-09
8.	159	Jim Murphy	2005-08
9.	156	Marv Chamberlain	1971-74
10.	153	Greg Hunter	1987-90

#### RUNS

1.	230	Mike Kinkade	1992-95
2.	217	Jim Connor	1987-90
3.	200	Shawn Stevenson	1997-2000
4.	189	Greg Hunter	1987-90
5.	178	Rob Smith	1984-87
6.	171	Jay Miller	2003-06
7.	170	Mike Miller	1980-83
8.	167	Mike Wetmore	1994-96
9.	164	Derek Jones	2009-12
10.	158	Tad Thompson	1989-92

#### STOLEN BASES

1.	97	Mike Miller	1980-83
2.	94	Bob Waits	1969-71
3.	75	Roger Dirkes	1973-75
4.	67	Steve Merkley	1971-73
	67	Mike Wetmore	1994-96
6.	48	Bob Fry	1963-65
	48	Steve Grasser	1971-73
	48	Tom Jobb	1974-77
	48	Joey Zellner	1984-85
10.	47	John Rankin	1969-70

#### WALKS

1.	134	Jim Connor	1987-90
2.	128	Ron Naumu	1992-95
3.	123	Mike Miller	1980-83
	123	Mike Kinkade	1992-95
5.	117	Phil Westendorf	1974-77
6.	112	Tad Thompson	1989-92
7.	110	Scott Hatteberg	1989-91
8.	108	Mark Wyckoff	1984, 1986-88
9.	107	Jay Miller	2003-06
10.	106	Rob Smith	1984-87

#### HIT-BY-PITCH

1.	61	Jim Murphy	2005-08
2.	42	Jason Monda	2011-14
3.	41	Jared Prince	2006-09
4.	38	Jim Connor	1987-90
5.	34	Greg Lagreid	2006-09
	34	Derek Jones	2009-12
7.	33	Kaeo Rubin	2004-05
	33	Mike Meyers	1986-87
9.	32	Evan Hecker	1999-2002
10.	31	Mike Kinkade	1992-95

#### TOTAL BASES

1.	478	Mike Kinkade	1992-95
2.	459	Jim Connor	1987-90
3.	414	Derek Jones	2009-12
4.	404	Jay Miller	2003-06
5.	402	Jeff Hooper	1984-87
6.	401	Jared Prince	2006-09
7.	381	Greg Hunter	1987-90
	381	Shawn Stevenson	1997-2000
9.	379	Kevin Brunstad	1991-94
10.	378	Jim Murphy	2005-08

#### HITS

1.	307	Jay Miller	2003-06
2.	304	Mike Kinkade	1992-95
3.	273	Shawn Stevenson	1997-2000
4.	271	Jim Connor	1987-90
5.	263	Greg Hunter	1987-90
6.	256	Jared Prince	2006-09
7.	255	Ray Hattenburg	1997-2000
8.	245	Kevin Brunstad	1991-94
9.	232	Bookie Gates	1999-2002
10.	227	Derek Jones	2009-12

#### DOUBLES

1.	75	Mike Kinkade	1992-95
2.	74	Jay Miller	2003-06
3.	65	Tad Thompson	1989-92
4.	58	Kevin Brunstad	1991-94
5.	57	Jim Connor	1987-90
6.	56	Ray Hattenburg	1997-2000
7.	53	Jared Prince	2006-09
8.	52	Greg Hunter	1987-90
9.	50	Scott Hatteberg	1989-91
10.	49	Shawn Stevenson	1997-2000

#### TRIPLES

1.	14	Bob Fry	1963-65
	14	Ken Cameron	1993-95
3.	12	Greg Hunter	1987-90
	12	Mike Kinkade	1992-95
	12	Steve Gleason	1996-99
6.	11	Dave Jones	1957-59
	11	Andy Alvis	1979-80
	11	Paul Noce	1979-80
	11	Mike Wetmore	1994-96
10.	10	Dale Ford	1964-66
	10	Dave Edler	1975-78
	10	Jim Connor	1987-90
	10	Shawn Stevenson	1997-2000

#### SLUGGING PERCENTAGE

1.	.670	Dale Ford	1964-66
2.	.6651	Jason Grove	1998-2000
3.	.6648	Glen Walker	1979-80
4.	.655	Casey Kelley	1996-98
5.	.624	Stefan Bailie	2000-01
6.	.616	Greg Monda	1981-83
7.	.607	Jim Connor	1987-90
8.	.577	Taylor Ard	2011-12
9.	.575	Andy Alvis	1979-80
10.	.568	Scott Hatteberg	1989-91

**GAMES PITCHED**

1.	89	Steve Kost	2005-08
2.	87	Ryan Walker	2015-18
3.	86	Kellen Camus	2011-14
4.	85	Scotty Sunitsch	2015-18
5.	78	Seth Harvey	2007-10
6.	76	Michael Newstrom	2018-21
7.	75	Tom Pellerin	1983-86
8.	74	Reed Rainey	1983-85
	74	Les McTavish	1997-2000
	74	Jayson Miller	2005-08

**GAMES STARTED**

1.	55	Brian Sajonia	1985-88
	55	Robert Ramsay	1993-96
	55	Joe Pistorese	2012-15
4.	53	Chad Arnold	2008-11
5.	51	Todd Meldahl	1997-2000
6.	46	Tom McGraw	1987-90
7.	45	Bob Sherwood	1974-77
	45	Wayne Daman Jr.	2004-07
9.	42	Tracy Harris	1974-77
	42	Tanner Chelborad	2012-14

**WINS**

1.	34	Joe McIntosh	1971-73
2.	30	Bob Sherwood	1974-77
3.	28	Tom McGraw	1987-90
4.	26	John G. Olerud	1987-89
	26	Aaron Sele	1989-91
	26	Kyle Kawabata	1992-95
7.	24	Al Hartman	1913-16
	24	Brian Sajonia	1985-88
9.	23	Dick Montee	1958-60
	23	Eric Wilkins	1975-77

**SAVES**

1.	28	Ian Hamilton	2014-16
2.	24	Reed Rainey	1983-85
3.	19	Ross Humes	2006-08
4.	13	Russ Foster	1946-50
	13	Adam Conley	2009-11
	13	Paris Shewey	2009-11
7.	11	Tony Provenzo	1977-79
	11	Ryan Walker	2015-18
9.	10	Jeremy Johnson	2006, 08-09
10.	9	Mike Gomez	1969-71
	9	Jim Lavick	1969-71
	9	Tom Pellerin	1983-86
	9	Reggie Rivard	1998-2000
	9	Scotty Sunitsch	2015-18

**STRIKEOUTS**

1.	278	Aaron Sele	1989-91
2.	273	Robert Ramsay	1993-96
3.	251	Joe McIntosh	1971-73
4.	244	Todd Meldahl	1997-2000
5.	239	Matt Way	2006-09
6.	226	Elwood Hahn	1958-60
7.	221	Guy Normand	1983-86
8.	217	Chad Arnold	2008-11
9.	216	Dick Montee	1958-60
10.	215	Joe Pistorese	2012-15

**INNINGS**

1.	369.1	Joe Pistorese	2012-15
2.	326	Robert Ramsay	1993-96
3.	320.1	Brian Sajonia	1985-88
4.	314.2	Bob Sherwood	1974-77
5.	313.1	Joe McIntosh	1971-73
6.	310.2	Todd Meldahl	1997-2000
7.	295.2	Tom McGraw	1987-90
	295.2	Jayson Miller	2005-08
9.	293.2	Aaron Sele	1989-91
10.	293	Wayne Daman Jr.	2004-07

**ERA**

1.	1.19	Rick Austin	1967-68
2.	1.49	Dan Frisella	1965-66
3.	1.55	Tom Brown	1966-67
4.	1.56	Joe Karp	1966-68
5.	1.86	Mike Avey	1964-66
6.	2.13	Landy James	1951-53
7.	2.29	Norm Angelini	1968-69
8.	2.42	Bob Bolingbroke	1958-60
9.	2.44	Murray Gage-Cole	1970-71
10.	2.46	Larry Herman	1972-73

**WHIP**

1.	0.842	Dan Frisella	1965-66
2.	0.964	Rick Austin	1967-68
3.	1.007	Joe Karp	1966-68
4.	1.060	Tom Brown	1966-67
5.	1.145	Larry Herman	1972-73
6.	1.183	Murray Gage-Cole	1970-71
7.	1.192	Dick Montee	1958-60
8.	1.203	Landy James	1951-53
9.	1.205	Joe Pistorese	2012-15
10.	1.213	Joe McIntosh	1971-73

**COMPLETE GAMES**

1.	31	Al Hartman	1913-16
2.	24	Joe McIntosh	1971-73
3.	23	Merritt McCully	1905-08
	23	Norm Moss	1913-16
5.	22	Joe Halm	1905-09
6.	21	Tracy Harris	1974-77
	21	Aaron Sele	1989-91
8.	20	Busher Lewis	1917-20
	20	Elwood Hahn	1958-60
10.	19	Bob Kinnaman	1936-37, 1939
	19	Bob Sherwood	1974-77

**SHUTOUTS**

1.	6	Al Hartman	1913-16
	6	Elwood Hahn	1958-60
3.	5	Norm Moss	1913-16
	5	Busher Lewis	1917-20
	5	Dan Frisella	1965-66
	5	Tracy Harris	1974-77
7.	4	Landy James	1951-53
	4	Rick Austin	1967-68
	4	Mark Beem	1973-75
	4	Bob Sherwood	1974-77

**RELIEF WINS**

1.	13	Tom Pellerin	1983-86
	13	Matt O'Brien	1999-2000
	13	Kellen Camus	2011-14
	13	Ryan Walker	2015-18
5.	10	Reed Rainey	1983-85
6.	9	Dave Wainhouse	1986-88
	9	Darin Nolan	1988-91
	9	Richie Ochoa	2010-13
	9	Matt Bower	2013-15
10.	8	Oscar Jones	1929-31
	8	Michael Avey	1964-66
	8	Paris Shewey	2009-11

INDIVIDUAL HONORS

**NCAA PLAYER OF THE YEAR**

John G. Olerud (Baseball America) 1988

**ALL-AMERICA 1ST-TEAM**

Chuck Brayton (First) SS 1947  
 John E. Olerud (First) C 1965  
 Dale Ford (First) OF 1966  
 Bob Williams (First) C 1969  
 Pete Duncan (First) 3B 1970  
 Bob Waits (First) 2B 1971  
 Marv Chamberlain (First) OF 1974  
 John G. Olerud (First) P 1988  
 John G. Olerud (First) DH 1988  
 John G. Olerud (First) UT 1988  
 Aaron Sele (First) P 1990  
 Kyle Manzardo (First) 1B 2021

**ALL-AMERICA 2ND-TEAM**

Rick Austin (Second) P 1968  
 Doug Simon (Second) OF 1975  
 Phil Westendorf (Second) 2B 1977  
 Mike Kinkade (Second) DH 1994

**ALL-AMERICA 3RD-TEAM**

Bill Rich (Third) C 1956  
 Nick August (Third) 2B 1960  
 Steve Evert (Third) OF 1970  
 Frank Jackson (Third) 1B 1972  
 Dave Edler (Third) 3B 1977  
 Mike Costello (Third) P 1984  
 Rob Smith (Third) OF 1987  
 Jim Connor (Third) OF 1988  
 Kevin Brunstad (Third) 1B 1993  
 Mike Kinkade (Third) DH 1994  
 Casey Kelley (Third) 1B 1998  
 Jay Miller (Third) OF 2006  
 Jared Prince (Third) OF/P 2006  
 Kyle Manzardo (Third) 1B 2020  
 Kyle Manzardo (Third) 1B 2021

**ALL-AMERICA HONORABLE MENTION**

Phil Westendorf (HM) DH 1975  
 Ray Hattenburg (HM) UT 1999

**FRESHMAN ALL-AMERICA**

Jared Prince (FR) OF/P 2006  
 Derek Jones (FR) OF 2009  
 Ian Hamilton (FR) P 2014

**FRESHMAN ALL-AMERICA HM**

Jason Grove (HM FR) OF 1998  
 Stefan Bailie (HM FR) OF 2000

**ABCA GOLD GLOVE AWARDS**

Paul Gran (Division I) 3B 2008  
 Paul Gran (West Region) 3B 2008

**ALL-DISTRICT AND ALL-REGION**

Dick Stiles (First) P 1949  
 Tom Marier (First) 3B 1949  
 Don Paul (First) 3B 1950  
 Bob McGuire (First) OF 1950  
 Lee Dolquist (First) P 1950  
 Clayton Carr (First) C 1950  
 Clayton Carr (First) C 1951  
 Lee Dolquist (First) P 1950  
 Terry Sparks (First) OF 1954  
 Ron Aiken (First) P 1956  
 Bill Rich (First) C 1956  
 Nick August (First) 2B 1960  
 Dick Montee (First) P 1960  
 Bob Garretson (First) OF 1964  
 Dan Frisella (First) P 1965  
 John Olerud (First) C 1965  
 Gary Strom (First) 2B 1966  
 Dale Ford (First) OF 1966  
 Rick Austin (First) P 1968  
 Bob Williams (First) C 1969  
 Pete Duncan (First) 3B 1970  
 Steve Evert (First) OF 1970  
 Bob Waits (First) 2B 1971  
 Frank Jackson (First) 1B 1972  
 Joe McIntosh (First) P 1973  
 Marv Chamberlain (First) OF 1974  
 Doug Simon (First) OF 1975  
 Dave Edler (First) 3B 1977  
 Phil Westendorf (First) 2B 1977  
 Kelly Smith (First) OF 1980  
 Don Long (First) SS 1982  
 Don Long (First) 3B 1983  
 Mike Costello (First) P 1984  
 Mike Meyers (First) 1B 1987  
 Rob Smith (First) OF 1987  
 John Olerud (First) P 1988  
 Steve Webb (First) 1B 1988  
 Pete Blanksma (First) 3B 1988  
 Jim Connor (First) OF 1988  
 Aaron Sele (First) P 1990  
 Scott Hatteberg (First) C 1990  
 Scott Hatteberg (First) C 1991  
 Beau Campbell (First) DH 1992  
 Jason Evenhus (First) P 1993  
 Mike Kinkade (First) DH 1993  
 Greg Monda (Second) 1B 1983  
 Mike Miller (Second) 2B 1983  
 Guy Normand (Second) P 1983  
 John Skurla (Second) OF 1984  
 Tony Odom (Second) C 1985  
 Dave Kilhefner (Second) OF 1985  
 Jeff Hooper (Second) DH 1987  
 Pete Blanksma (Second) 3B 1987  
 Greg Hunter (Second) 2B 1988  
 Rob Nichols (Second) 1B 1990  
 Jim Connor (Second) OF 1990  
 Aaron Sele (Second) P 1991

Stefan Bailie (Second) 1B 2001  
 Taylor Ard (First) 1B 2011  
 Taylor Ard (First) 1B 2012  
 Derek Jones (Second) OF 2012  
 Kyle Manzardo (First) 1B 2021  
 Jacob McKeon (2nd) DH 2022

**BROOKS WALLACE AWARD  
(TOP COLLEGIATE SHORTSTOP)**

Kodie Kolden (Semifinalist) 2021

ALL-CONFERENCE FIRST TEAM									
Chuck Brayton	3B-OF	1947	Gary Strom	2B	1966	Paul Noce	SS	1981	
Wally Kramer	P	1947	Tom Brown	P	1967	Rick Pavey	C	1981	
Larry Orteig	OF	1947	Rick Austin	P	1968	Don Wulff	OF	1981	
Chuck Brayton	3B-OF	1948	Greg Schubert	OF	1968	Don Long	SS	1982	
Gordy Brunswick	1B-OF	1948	Bob Williams	C	1969	Mike Miller	OF	1982	
Bob McGuire	OF	1948	Pete Duncan	3B	1970	Greg Monda	DH	1982	
Tiz Miller	SS	1948	Steve Evert	OF	1970	Jay Hunt	P	1983	
Ward Rockey	P	1948	Terry Heaton	SS	1972	Don Long	SS	1983	
Clayton Carr	C	1949	Frank Jackson	1B	1972	Mike Miller	OF	1983	
Bob McGuire	OF	1949	Steve Merkley	OF	1972	Greg Monda	DH	1983	
Ward Rockey	P	1949	Bill Sanford	C	1972	John Skurla	OF	1984	
Dick Stiles	P	1949	Barry Sbragia	P	1972	Dave Kilhefner	OF	1985	
Gordy Brunswick	1B-OF	1950	Jim Chapados	1B	1973	Tony Odom	C	1985	
Lee Dolquist	P	1950	Larry Herman	P	1973	Bill Cruikshank	2B	1986	
Bob McGuire	OF	1950	Steve Merkley	OF	1973	Mike Meyers	UT	1986	
Don Paul	3B	1950	Dave Pyles	2B	1973	Pete Blanksma	3B	1987	
Clayton Carr	C	1951	Doug Simon	OF	1973	Jeff Hooper	DH	1987	
Rod Keogh	P	1951	Marv Chamberlain	UT	1974	Mike Meyers	UT	1987	
Rod Keogh	P	1952	Roger Dirkes	2B	1974	Rob Smith	OF	1987	
Landy James	P	1953	Rick Mitchell	OF	1974	Pete Blanksma	3B	1988	
Glenn Kranc	2B	1953	Roger Dirkes	2B	1975	Greg Hunter	2B	1988	
Lee Dolquist	P	1954	Wes Graham	OF	1975	John G. Olerud	P-DH	1988	
Terry Sparks	OF	1954	Tracy Harris	P	1975	Steve Webb	1B	1988	
Terry Sparks	OF	1955	Doug Simon	OF	1975	Ed Gustafson	P	1989	
Jerry Bartow	P	1956	Phil Westendorf	DH	1975	Tim Kuykendall	OF	1989	
Gordon Hersey	2B	1956	Greg Herrick	OF	1976	John G. Olerud	DH	1989	
Bill Mashburn	3B	1956	Mike Hultman	DH	1976	Rob Nichols	1b	1989	
Bill Rich	C	1956	Marty Maxwell	3B-SS	1976	Jim Connor	OF	1990	
Joe Trembly	OF	1957	Tim Tveit	OF	1976	Greg Hunter	2B	1990	
Mo Winter	1B	1957	Phil Westendorf	1B-UT	1976	Scott Hatteberg	C	1990	
Arley Kangas	OF-C	1958	Eric Wilkins	P	1976	Rob Nichols	1B	1990	
Dick Montee	P	1958	Dave Edler	3B	1977	Aaron Sele	P	1990	
Elwood Hahn	P	1959	Greg Herrick	OF	1977	Scott Hatteberg	C	1991	
Arley Kangas	OF-C	1959	Jim Lauer	1B-OF	1977	Darrin Kitchen	OF	1991	
Nick August	2B	1960	Marty Maxwell	3B-SS	1977	Aaron Sele	P	1991	
Arley Kangas	OF-C	1960	Bob Sherwood	P	1977	Tad Thompson	OF	1991	
Dick Montee	P	1960	Phil Westendorf	1B-UT	1977	Beau Campbell	C	1992	
Arnie Pleasant	OF	1960	Eric Wilkins	P	1977	Corky Franklin	UT	1992	
Zeke Blocklinger	SS	1961	Bruce Chan��y	SS	1978	Tad Thompson	OF	1992	
Marv Marchbanks	OF	1961	Dave Edler	3B	1978	Jason Evenhus	P	1993	
Zeke Blocklinger	SS	1962	Jim Lauer	1B-OF	1978	Mike Kinkade	DH	1993	
Pat Crook	C	1962	Steve Quealey	P	1978	Roy Miller	SS	1993	
Paul Tomlinson	1B	1962	John Seefried	DH	1978	Kevin Brunstad	1B	1994	
Bob Walker	OF	1962	Eric Snider	P	1978	Mike Kinkade	DH	1994	
Larry Schreck	OF	1963	Dan Wodrich	2B	1978	Ken Cameron	OF	1995	
Tom Seidel	3B	1963	Andy Alvis	1B	1979	Kyle Kawabata	P	1995	
Dale Ford	OF	1964	Bruce Chan��y	SS	1979	Mike Kinkade	C	1995	
Bob Garretson	OF	1964	Don Crow	C	1979	Ron Naumu	2B	1995	
Gary Strom	2B	1964	Steve Quealey	P	1979	Todd Belitz	P	1996	
Dan Frisella	P	1965	Brian Stanton	OF	1979	Jim Horner	OF	1996	
Bob Fry	OF	1965	Glen Walker	DH-OF	1979	Jered Fowler	UT	1996	
Gary Strom	2B	1965	Dan Wodrich	2B	1979	Scott Randall	2B	1997	
Hal Brunstad	1B	1966	Clay Hill	C	1980	Casey Kelley	1B	1998	
Dale Ford	OF	1966	Tom Niedenfuer	P	1980	Greg Mitchell	3B	1998	
Dan Frisella	P	1966	Kelly Smith	OF	1980	Wade Parrish	P	1998	
Jim Hannah	C	1966	Glen Walker	DH-OF	1980	Scott Randall	2B	1998	
			Dan Wodrich	2B	1980	Ray Hattenburg	UT	1999	
			Mike Beuke	UT	1981	Ray Hattenburg	IF	2000	

ALL-CONFERENCE HONORS

Stefan Bailie	1B	2001	Grant Richardson	INF	2003
Bookie Gates	2B	2002	Bryce Chamberlain	RHP	2004
Brady Everett	C	2005	Jason Freeman	OF	2004
Jay Miller	OF	2006	Aaron MacKenzie	RHP	2004
Jared Prince	OF/P	2006	Jay Miller	OF	2004
Paul Gran	3B	2008	Grant Richardson	INF	2004
Jeremy Johnson	P	2009	Kaeo Rubin	OF	2004
Jared Prince	OF	2009	Aaron Trolia	RHP	2004
Matt Way	P	2009	Jay Miller	OF	2005
Chad Arnold	P	2010	Jeff Miller	IF	2005
Adam Conley	P	2010	Dane Renkert	RHP	2005
Taylor Ard	1B	2011	Travis Coulter	2B	2006
Taylor Ard	1B	2012	Jim Murphy	3B	2006
Derek Jones	OF	2012	Jeff Miller	IF	2006
Ian Hamilton	P	2014	Travis Webb	LHP	2006
Nick Tanielu	3B	2014	Travis Coulter	2B	2007
Ian Hamilton	P	2015	Wayne Daman	RHP	2007
Joe Pistorese	P	2015	Paul Gran	IF	2007
Trek Stemp	2B	2016	Ross Humes	LHP	2007
Shane Matheny	3B	2017	Greg Lagreid	C	2007
Kyle Manzardo	1B	2021	Jayson Miller	LHP	2007
Tristan Peterson	DH	2021	Jeff Miller	IF	2007
Jacob McKeon	DH	2022	Simi Reynolds	OF	2007
			Travis Coulter	2B	2008
			Jayson Miller	LHP	2008
			Jim Murphy	1B	2008
			Scott Suttmeier	OF	2008
			Shea Vucinich	IF	2008
			Matt Way	LHP	2008
			Chad Arnold	RHP	2009
			Alex Burg	C	2009
			Derek Jones	OF	2009
			Greg Lagreid	C	2009
			Shea Vucinich	IF	2009
			Cody Bartlett	2B	2010
			Matt Fanelli	DH	2010
			Derek Jones	OF	2010
			Gary Kuykendall	OF	2010
			Paris Shewey	LHP	2010
			Shea Vucinich	SS	2010
			Michael Weber	2B	2010
			Derek Jones	OF	2011
			Jason Monda	OF/LHP	2013
			Collin Slaybaugh	C	2013
			Joe Pistorese	LHP	2014
			Yale Rosen	OF	2014
			Ian Sagdal	INF	2015
			Ian Hamilton	RHP	2016
			Ryan Walker	RHP	2016
			Andres Alvarez	SS	2017
			Justin Harrer	OF	2017
			Blake Clanton	DH	2018
			Scotty Sunitsch	LHP	2018
			Jake Meyer	C	2021
			Caden Kaelber	RHP	2022
			Jack Smith	1B	2022

**ALL-CONFERENCE  
SECOND TEAM**

**ALL-CONFERENCE  
HONORABLE MENTION**

**PAC-12 ALL-DEFENSIVE TEAM  
HONORABLE MENTION**

Andres Alvarez	SS	2019
Conferences:		
Northwest   1910-12		
Northwest (East)   1913-16, 1918		
Pacific Coast   1919-22		
Northern Division   1923		
Northwest   1924		
Northern Division   1925-66		
Pacific-8   1967-1969		
Pacific-8 North   1970-78		
Pacific-10 North   1979-1998		
Pacific-10   1999-2011		
Pac-12   2012-present		

**ACADEMIC ALL-AMERICA**

Tom Owings (First)	UT	1970
Joe McIntosh (First)	P	1971
Jim Chapados (Second)	OF	1972
Joe McIntosh (First)	P	1972
Steve Merkley (Third)	OF	1972
Jim Chapados (Second)	OF	1973
Joe McIntosh (First)	P	1973
Loren Hoppes (Third)	SS	1984
Kurt Waananen (Third)	P	1985
Tad Thompson (First)	OF	1992
Collin Henderson (Third)	OF	2004
Collin Slaybaugh (First)	C	2013
Collin Slaybaugh (Second)	OF	2014
Jack Smith (First)	INF	2022
Jacob McKeon (Second)	DH	2022

**ACADEMIC ALL-DISTRICT**

Collin Maier (First)	RHP	2018
A.J. Block (First)	LHP	2020
Jacob McKeon (First)	DH	2022
Jack Smith (First)	INF	2022

**CONFERENCE**

**SCHOLAR-ATHLETE OF THE YEAR**

Jayson Miller (Pac-10)	P	2008
Greg Lagreid (Pac-10)	C	2009
Matt Fanelli (Pac-10)	DH	2010
Collin Slaybaugh (Pac-12)	C/OF	2014

**CONFERENCE**

**ALL-ACADEMIC FIRST TEAM**

Kevin Brunstad	1B	1992
Tad Thompson	OF	1992
Kevin Brunstad	1B	1994
Jim Horner	OF	1995
Justin Marquart	RHP	1995
Rob Ryan	OF	1995
Jered Fowler	UTL	1996
Jim Horner	OF	1996
Greg Muehlbauer	RHP	1996
Rob Ryan	OF	1996
Ty Solomon	INF	1996
Wayne Vezzetti	RHP	1996
Ray Hattenburg	UTL	1997
Scott Randall	2B	1997
Dave Wheeler	RHP	1997
Aaron Cozzens	RHP	1998
Greg Mitchell	3B	1998
Scott Randall	2B	1998
Boyd Robertson	INF	1998
David Wheeler	RHP	1998
Ray Hattenburg	UTL	1999
Todd Meldahl	LHP	1999
Boyd Robertson	INF	1999
Brandon Reddinger	C	2001
Collin Henderson	OF	2002
Brandon Reddinger	C	2003

Bret Beetham	RHP	2004
Colin Henderson	OF	2004
Brandon Reddinger	C	2004
Zach Kosturos	OF	2005
Steve Kost	LHP	2006
Jayson Miller	LHP	2006
Steve Kost	LHP	2007
Jayson Miller	LHP	2007
Matt Fanelli	OF	2008
Steve Kost	LHP	2008
Greg Lagreid	C	2008
Jayson Miller	LHP	2008
Matt Fanelli	OF	2009
Greg Lagreid	C	2009
Patrick Claussen	OF	2010
Matt Fanelli	OF	2010
Brett Jacobs	INF	2011
Adam Nelubowich	INF	2012
Collin Slaybaugh	C	2012
Brett Jacobs	INF	2013
Adam Nelubowich	INF	2013
Collin Slaybaugh	C	2013
Jason Monda	OF/LHP	2014
Collin Slaybaugh	OF	2014
Wes Leow	1B	2015
Jack Strunc	SS	2016
A.J. Block	LHP	2018
Collin Maier	RHP	2018
A.J. Block	LHP	2019

**CONFERENCE**

**ALL-ACADEMIC SECOND TEAM**

Sean Linville	UTL	1992
Aaron Cozzens	RHP	1998
Greg Mitchell	3B	1998
Scott Randall	2B	1998
Boyd Robertson	INF	1998
David Wheeler	RHP	1998
Shawn Stevenson	3B	1999
Ray Hattenburg	INF	2000
Todd Meldahl	LHP	2000
Shawn Stevenson	3B	2000
Jason Freeman	OF	2005
Nick Cebula	RHP	2006
Greg Lagreid	C	2007
Scott Suttmeier	UTL	2007
Scott Suttmeier	UTL	2008
Jeremy Johnson	RHP	2009
Paris Shewey	LHP	2010
Patrick Claussen	OF	2011
Paul Clingan	C	2011
Richie Ochoa	LHP	2011
Paris Shewey	LHP	2011
Jason Monda	OF/LHP	2012
Anthony Drobnick	RHP	2012
Jason Monda	OF/LHP	2013
Matt Mendenhall	INF	2014
Cal Waterman	C	2018

Hayden Rosenkrantz	RHP	2019
Jack Smith	INF	2019

**CONFERENCE**

**ALL-ACADEMIC HONORABLE MENTION**

Bob Ryan	OF	1994
Ty Solomon	INF	1994
David Wheeler	RHP	1996
Ray Hattenburg	UTL	1998
Les McTavish	RHP	1998
Todd Meldahl	LHP	1998
Justin Mentink	OF	1998
Shawn Stevenson	INF	1998
Les McTavish	RHP	1999
Zach Fisher	RHP	2000
Les McTavish	RHP	2000
Garrett Alwert	LHP	2001
Garrett Alwert	LHP	2002
Garrett Alwert	LHP	2003
Bruce Jacobsen	INF	2003
Jamin Svendsen	UTL	2003
Garrett Alwert	LHP	2004
Zach Franklin	C	2004
Jay Miller	INF	2004
Jay Miller	INF	2005
Jeff Miller	OF	2005
Jeremy Johnson	RHP	2007
Jared Prince	C	2007
Jim Murphy	3B	2008
Jared Prince	C	2008
Michael Ratigan	RHP	2008
Jay Ponciano	C	2009
Jared Prince	RHP	2009
Michael Weber	INF	2009
Matt Argyropoulos	RHP	2010
Jay Ponciano	C	2010
Taylor Ard	1B	2012
Patrick Claussen	OF	2012
Kyle Johnson	OF	2012
Derek Jones	OF	2012
Sam Triece	RHP	2014
Cameron Frost	OF	2015
Sam Triece	RHP	2015
Davis Baillie	RHP	2016
Derek Chapman	OF	2016
Shane Matheny	3B	2016
Ryan Walker	RHP	2016
Kevin Calderhead	RHP	2017
Trenton Dupre	LHP	2017
Shane Matheny	3B	2017
Caleb McAlister	RHP	2017
Ryan Walker	RHP	2017
Blake Clanton	DH	2018
Danny Sinatro	OF	2018
Scotty Sunitich	LHP	2018
Ryan Walker	RHP	2018
Danny Sinatro	OF	2019
Rob Teel	C	2019

**PAC-12 CONFERENCE**

**SPRING ACADEMIC HONOR ROLL**

(Began 2019-20)

Connor Barison	RHP	2020
A.J. Block	LHP	2020
Kodie Kolden	INF	2020
Hayden Rosenkrantz	RHP	2020
Jack Smith	INF	2020
Brandon White	RHP	2020
Connor Barison	RHP	2021
Brody Barnum	RHP	2021
Cooper Barnum	RHP	2021
Duke Brotherton	RHP	2021
Easton Erwin	UTL	2021
Kolby Kmetko	RHP	2021
Kodie Kolden	INF	2021
Jacob McKeon	OF	2021
Jake Meyer	C	2021
Tristan Peterson	DH	2021
Merek Sears	LHP	2021
Jack Smith	INF	2021
Kyler Stancato	OF	2021
Nate Swarts	OF	2021
Grant Taylor	RHP	2021
Radd Thomas	RHP	2021
Brandon White	RHP	2021
Connor Barison	RHP	2022
Cooper Barnum	RHP	2022
Kolby Kmetko	RHP	2022
Kodie Kolden	INF	2022
Jacob McKeon	INF	2022
Jake Meyer	C	2022
Jack Smith	INF	2022
Kyler Stancato	OF	2022
Grant Taylor	RHP	2022

**CONFERENCE PLAYER OF THE WEEK**

4/2/90	Jim Connor	P	3/9/21	Zane Mills	RHP
3/3/92	Wayne Lindemann	P	4/26/21	Zane Mills	RHP
3/10/92	Beau Campbell	C	5/10/21	Kyle Manzardo	1B
3/17/92	Eric Wulf	1B/DH	4/25/22	Jacob McKeon	1B
4/20/92	Beau Campbell	C	5/23/22	Grant Taylor	RHP
5/4/92	Mike Kinkade	INF			
5/4/92	Jason Evnhus	P			
5/19/92	Wayne Lindemann	P			
3/8/94	Jason Valley	P			
3/22/94	Don Barowsky	OF			
4/25/94	Mike Kinkade	C			
5/2/94	Robert Ramsay	P			
5/23/94	Mike Kinkade	C			
3/7/95	Kyle Kawabata	P			
4/17/95	Kyle Kawabata	P			
4/17/95	Mike Kinkade	C			
5/8/95	Jim Horner	OF			
5/15/95	Ron Naumu	2B			
5/15/95	Robert Ramsay	P			
3/26/96	Jim Horner	OF			
4/1/96	Robert Ramsay	P			
4/8/96	Jered Fowler	UT			
5/13/96	Jim Horner	OF			
4/29/97	Curtis Robinson	INF			
3/24/98	Jason Grove	OF			
5/10/99	Jamaal Gaines	RHP			
4/2/01	Bookie Gates	3B			
2/17/04	Aaron MacKenzie	RHP			
4/6/04	Grant Richardson	INF			
4/7/04	Grant Richardson (NCBWA)	INF			
4/20/04	Garrett Alwert	LHP			
3/22/05	Jay Miller	OF			
3/28/06	Jay Miller	OF			
5/2/06	Zach McAngus	3B			
4/24/07	Travis Coulter	DH			
3/31/09	Derek Jones	OF			
5/18/09	Jared Prince	OF			
3/1/10	Derek Jones	OF			
4/23/10	Chard Arnold	RHP			
5/17/10	James Wise	RHP			
5/23/11	Taylor Ard	1B			
4/2/12	Derek Jones	OF			
4/8/13	Scott Simon	RHP			
4/7/14	Yale Rosen	OF			
4/14/14	Joe Pistoese	LHP			
4/6/15	Joe Pistoese	LHP			
4/14/15	Joe Pistoese	LHP			
5/4/15	Ryan Walker	RHP			
4/18/16	Trek Stemp	2B			
5/16/16	Ian Hamilton	RHP			
4/9/18	Scotty Sunitsch	LHP			
4/23/18	Parker McFadden	RHP			
2/26/19	Brandon White	RHP			
3/10/20	Kyle Manzardo	1B			



PLAYER	DATE	TEAM	OPPONENT	STATISTICS
Art McLarney	8/23/32	New York-N	N/A	N/A
Cliff Chambers	4/24/48	Chicago-N	N/A	N/A
Ted Tappe	9/14/50	Cincinnati	N/A	N/A
Gene Conley	4/17/52	Boston-N	N/A	N/A
Jack Spring	4/16/55	Philadelphia	N/A	N/A
Ed Bouchee	9/19/56-G1	Philadelphia	Cincinnati	BB
Wes Stock	4/19/59	Baltimore	Washington	2 IP, H, 2 K, ER
Dan Frisella	7/27/67	New York-N	Los Angeles	2 IP, H, 2 K, BB
Greg Garrett	4/24/70	California	Washington	1/3 IP, K
Rick Austin	6/21/70	Cleveland	Detroit	2 1/3 IP, 5 H, 3 K, 2 BB, 5 ER
Ron Cey	9/3/71	Los Angeles	Cincinnati	0-1
Norm Angelini	7/22/72	Kansas City	Baltimore	1/3 IP, H, K, BB, ER, Win
Joe McIntosh	4/5/74	San Diego	Los Angeles	2 IP, 3 H
Eric Wilkins	4/11/79	Cleveland	Texas	4 IP, 5 H, 2 K, 4 BB, 2 ER, Loss
Mike Kinnunen	6/12/80	Minnesota	Detroit	2 1/3 IP, 3 H, 2 K, BB, 2 ER
Dave Edler	9/4/80	Seattle	Boston	0-4
Ken Phelps	9/20/80	Kansas City	Oakland	0-1
Tom Niedenfuer	8/15/81	Los Angeles	Atlanta	IP, H, K, BB
Don Crow	7/25/82	Los Angeles	Philadelphia	0-2
Doug Sisk	9/6/82	New York-N	Pittsburgh	IP, H
Paul Noce	6/1/87	Chicago-N	Houston	1-4, R
John Olerud	9/3/89	Toronto	Minnesota	1-1, R
Dave Wainhouse	8/3/91	Montreal	Philadelphia	2 IP, H, BB, ER
Aaron Sele	6/23/93	Boston	Minnesota	7 IP, 5 H, 8 K, 2 BB, Win
Scott Hatteberg	9/8/95	Boston	New York-A	1-2, R
Mark Small	9/3/96	Houston	San Diego	2/3 IP, 3 H, BB, 3 ER
Tom McGraw	5/7/97	St. Louis	Philadelphia	IP, H
Mike Kinkade	9/8/98	New York-N	Philadelphia	0-2
Rob Ryan	8/20/99	Arizona	Pittsburgh	0-1
Rob Ramsay	8/27/99	Seattle	New York-A	2 2/3 IP, 2 H, K, 2 BB, ER
Todd Belitz	9/4/00	Oakland	Toronto	2 BB
Mark Hendrickson	8/6/02	Toronto	Seattle	1/3 IP, 3 H, K, 2 BB, 5 ER
Eddie Bonine	6/14/08	Detroit	Los Angeles-N	5 1/3 IP, 9 H, 2 K, 6 ER, Win
Adam Conley	6/10/15	Miami	Toronto	1 IP, 0 H, 0 BB, 0 K
Ian Hamilton	8/31/18	Chicago-A	Boston	1 IP, 0 H, 0 BB, 0 R, 0 K
Damon Jones	8/10/21	Philadelphia	Los Angeles-N	0.1 IP, 1 H, 2 BB, 0 R, 0 K

Terrel Hansen (Was called up by the Mets 4/30/92, but never appeared in a MLB game)

YEAR	PLAYER	POS.	ROUND	TEAM	YEAR	PLAYER	POS.	ROUND	TEAM
					1981	Marty Kain	P	22	San Diego
1965	John Olerud	C	4	Los Angeles, AL	1982	Regan Bass	P	21	Texas
1965	Duane Rossman	SS	10	Chicago, NL	1982	Stacy Morgan	P	42	New York, AL
1965	Dan Frisella	P	39	Milwaukee	1983	Don Long	3B	3	San Francisco
1965	Dale Ford	1B/OF	58	St. Louis	1983	Mike Miller	2B	6	Kansas City
1966	Douglas Lukens	P	14	St. Louis	1983	Jay Hunt	P	13	Seattle
1966	Dale Ford	1B/OF	20	Chicago, NL	1983	Greg Bailey	OF	14	Texas
1966	Julian Karp	P	21	New York, AL	1983	Greg Monda	1B	15	Cincinnati
1966	Dan Frisella	P	3	New York, NL	1983	Regan Bass	P	33	Texas
				June Secondary Phase	1984	Mike Costello	P	10	San Diego
1967	Thomas Brown	P	18	Chicago, NL	1984	John Skurla	OF	19	San Francisco
1967	Dale Scilley	SS	25	Detroit	1984	Rick Poznanski	C	24	Texas
1967	Mark Crandall	P	39	New York, NL	1985	Guy Normand	P	16	Montreal
1967	Rick Austin	P	7	Pittsburgh	1986	Guy Normand	P	13	Houston
				June Secondary Phase	1986	Brad Wolten	OF	34	Cleveland
1968	Rick Austin	P	3	St. Louis	1987	Rob Smith	OF	11	Milwaukee
				January Secondary Phase	1987	Terrel Hansen	P	14	Montreal
1968	Greg Schubert	OF	9	Oakland	1987	Shawn Hathaway	P	22	St. Louis
1968	James Hannah	C	13	Kansas City	1987	Brian Sajonia	P	26	California
1968	Rick Austin	P	1	Cleveland	1987	Jeff Hooper	OF	36	Seattle
				June Secondary Phase	1987	Mike Meyers	1B	37	San Francisco
1968	Ron Cey	3B	3	Los Angeles	1988	Dave Wainhouse	P	1 (19th overall)	Montreal
1969	Bob Williams	C	4	Oakland	1988	Randy Snyder	C	2	Milwaukee
1970	Ernie Henrickson	P	7	San Francisco	1988	Brian Sajonia	P	20	Montreal
				January Secondary Phase	1988	John Jackson	OF	46	Minnesota
1970	Steve Evert	OF	45	Pittsburgh	1989	John Olerud	P/1B	3	Toronto
1970	John Sullivan	OF	47	Pittsburgh	1989	Joe Urbon	OF	17	Philadelphia
1971	Edward Smith	SS/3B	23	Pittsburgh	1989	Mark Small	P	17	Houston
1971	Thomas Thomas	3B	1	Pittsburgh	1989	Ed Gustafson	P	18	San Francisco
				June Secondary Phase	1989	Kevin Scott	C	32	Houston
1972	Barry Sbragia	P	22	Boston	1990	Tom McGraw	P	6	Milwaukee
1973	Joe McIntosh	P	13	San Diego	1990	Jason King	SS	21	New York, NL
1973	Bill Sanford	C	30	Minnesota	1990	Greg Hunter	2B	23	Seattle
1974	Marv Chamberlain	1B/3B	8	Montreal	1990	Kenneth Day	P	33	Cleveland
1975	Roger Dirkes	SS	34	Minnesota	1990	Rob Nichols	1B	54	Seattle
1976	Tracy Harris	P	29	Detroit	1991	Aaron Sele	P	1 (23rd overall)	Boston
1977	Phil Westendorf	1B	5	Kansas City	1991	Scott Hatteberg	OF	1 (compensation)	Boston
1977	Eric Wilkins	P	6	Cleveland	1991	Darin Nolan	P	35	Toronto
1977	Tracy Harris	P	9	Seattle	1992	Eric Wulf	C	19	Colorado
1977	Bob Sherwood	P	25	San Diego	1992	Wayne Lindemann	P	20	Chicago, AL
1978	Eric Snider	P	20	New York, AL	1992	Chris Sheehan	P	27	Kansas City
1978	Dave Edler	INF	21	Seattle	1992	Beau Campbell	C	28	Detroit
1978	John Cook	OF	22	Cincinnati	1992	Deron Pointer	OF	31	Toronto
1979	Don Crow	C	3	Los Angeles	1993	Mark Hendrickson	P	21	San Diego
1979	Mike Kinnunen	P	10	Minnesota	1993	Roy Miller	SS	51	Seattle
1979	Steve Quealey	P	18	Houston	1994	Chad Miles	P	4	Florida
1979	John Cook	OF	22	Seattle	1994	Mike Kinkade	C/OF	19	Milwaukee
1979	Jack Thompson	OF	34	Seattle	1994	Jason Valley	P	27	Philadelphia
1979	Bruce Chaney	INF	44	Cleveland	1994	Mark Hendrickson	P	32	Atlanta
1980	Glen Walker	OF	11	Seattle	1995	Mike Kinkade	C/OF	9	Milwaukee
1980	Kelly Smith	OF	13	San Francisco	1995	Ken Cameron	OF	14	St. Louis
1980	Andy Alvis	C/1B	33	Cleveland	1995	Mark Hendrickson	P	16	Detroit
1980	Daniel Wodrich	2B	35	San Diego	1995	Rob Ramsay	P	17	Minnesota
1980	Mark Pedersen	P	2	Seattle	1995	Kyle Kawabata	P	30	Philadelphia
				June Secondary Phase	1996	Mike Wetmore	SS	7	Milwaukee
1981	Paul Noce	SS	14	San Diego	1996	Rob Ramsay	P	7	Boston
1981	Stan Webb	P	16	Chicago, NL	1996	Mark Hendrickson	P	19	Texas
1981	Clay Hill	C/3B	19	Seattle	1996	Rob Ryan	OF	26	Arizona

### MLB DRAFT PICKS

1997	Todd Belitz	P	5	Tampa Bay	2016	Ian Hamilton	RHP	11	Chicago, AL
1997	Jason Hairston	C	16	Atlanta	2016	Layne Bruner	LHP	18	Baltimore
1998	Ole Vigeland	P	15	Texas	2016	Trek Stemp	2B	29	Tampa Bay
1998	Casey Kelley	1B	18	Anaheim	2017	Damon Jones	LHP	18	Philadelphia
1999	Wade Parrish	P	15	Los Angeles	2017	Shane Matheny	3B	23	San Francisco
2000	Jason Grove	OF	3	New York, AL	2017	Colby Nealy	RHP	35	Los Angeles, NL
2000	Todd Meldahl	P	15	Philadelphia	2018	Parker McFadden	RHP	16	Baltimore
2000	Matt O'Brien	P	18	Oakland	2018	Scotty Sunitsch	LHP	18	Milwaukee
2001	Stefan Bailie	3B	4	Boston	2018	Ryan Walker	RHP	31	San Francisco
2001	Tyson Thompson	P	33	Tampa Bay	2018	Justin Harrer	INF	35	Pittsburgh
2001	Bookie Gates	2B	35	Minnesota	2019	A.J. Block	LHP	17	Detroit
2002	Bookie Gates	2B	25	Arizona	2019	Andres Alvarez	SS	22	Pittsburgh
2004	Bryce Chamberlin	P	6	Baltimore	2019	Danny Sinatro	OF	32	Los Angeles, NL
2004	Grant Richardson	1B	14	Milwaukee	2021	Kyle Manzardo	1B	2	Tampa Bay
2004	Brandon Reddinger	C	20	Pittsburgh	2021	Zane Mills	RHP	4	St. Louis
2004	Aaron Trolia	P	27	Seattle	2021	Brandon White	RHP	12	Miami
2005	Brady Everett	C	15	Colorado					
2005	James Freeman	P	17	Kansas City					
2005	Dane Renkert	P	29	Milwaukee					
2006	Travis Webb	P	8	Cincinnati					
2006	Jay Miller	OF	17	Philadelphia					
2006	Mike Wagner	P	18	Texas					
2008	Paul Gran	3B	7	Florida					
2008	Jim Murphy	1B	17	Philadelphia					
2008	Jayson Miller	P	30	Los Angeles, AL					
2008	Matt Way	P	36	San Francisco					
2009	Matt Way	P	5	Philadelphia					
2009	Jeremy Johnson	P	13	Cleveland					
2009	Alex Burg	C	24	San Francisco					
2009	Jared Prince	OF	34	Texas					
2009	Seth Harvey	P	43	Los Angeles, AL					
2010	Chad Arnold	P	18	Los Angeles, NL					
2010	Shea Vucinich	SS	20	Milwaukee					
2010	Michael Weber	2B	37	Arizona					
2010	Seth Harvey	P	37	Milwaukee					
2011	Adam Conley	LHP	2	Florida					
2011	Derek Jones	OF	13	Baltimore					
2011	Taylor Ard	1B	25	Boston					
2011	Matt Argyropoulos	3B	27	Colorado					
2011	Cody Bartlett	SS	41	Toronto					
2012	Taylor Ard	1B	7	Seattle					
2012	Derek Jones	OF	8	Colorado					
2012	Tommy Richards	2B	24	Baltimore					
2012	Kyle Johnson	OF	25	Los Angeles, AL					
2012	Patrick Claussen	3B	34	Miami					
2013	Jason Monda	OF	6	Philadelphia					
2013	J.D. Leckenby	RHP	14	New York, NL					
2013	Adam Nelubowich	3B	18	Houston					
2013	Trace Tam Sing	SS	25	Kansas City					
2014	Yale Rosen	OF	11	San Diego					
2014	Nick Tanielu	2B	14	Houston					
2014	Tanner Chleborad	RHP	16	Baltimore					
2014	Collin Slaybaugh	C	26	New York, AL					
2015	Sam Triece	RHP	10	Tampa Bay					
2015	Ian Sagdal	SS	16	Washington					
2015	Joe Pistorese	LHP	17	Seattle					
2015	P.J. Jones	C	19	Seattle					
2015	Matt Bower	LHP	23	Houston					





Kirk H. Schulz is the 11th president of Washington State University and a tenured professor in the Gene and Linda Voiland School of Chemical Engineering and Bioengineering.

A nationally respected leader in higher education, President Schulz has made great strides in expanding the reach and effectiveness of the WSU system of campuses, Extension offices, and other programs to better serve the State of Washington. Since joining WSU in June 2016, his duties have evolved from operating as the chief executive of the WSU Pullman campus to setting the strategic vision and direction for the entire WSU system, advocating for higher-education policy, engaging in philanthropic priorities, and representing WSU at the state and federal levels.

Under President Schulz's leadership, the university enrolled a record 31,607 students system-wide in 2019, completed its first system-wide strategic plan in 2020, set a record for philanthropic giving in 2022, and opened several new teaching and research facilities designed to advance WSU's land-grant mission of serving the public good.

Prior to his appointment at WSU, President Schulz served as the 13th president of Kansas State University. He has had an extensive career as a faculty member and administrator at several public research universities including serving as Vice President for Research and Economic Development, Dean of the Bagley College of Engineering, and Director for the Dave Swalm School of Chemical Engineering at Mississippi State University. He was also a faculty member and held various leadership positions at Michigan Technological University and the University of North Dakota.

President Schulz has been honored for his leadership and service throughout his career in academia. He was inducted into the Virginia Tech Academy of Engineering Excellence in 2019 and is a Fellow of the American Association for the Advancement of Science (AAAS) and the American Society for Engineering Education (ASEE).

As an administrator, President Schulz has proven to be a passionate supporter of intercollegiate athletics. He currently sits on the Pac-12 Board of Directors, is a member of the Executive Committee, and is the Pac-12 representative for the College Football Playoff Board of Managers. He previously served as chair of the NCAA Board of Governors, the association's governing body and highest-ranking committee.

President Schulz received his B.S in Chemical Engineering (1986) and his Ph.D. in Chemical Engineering (1991) from Virginia Tech.

He is married to Dr. Noel Nunnally Schulz. They have two sons, Tim and Andrew.



Dr. Elizabeth Chilton was named provost and executive vice president in May of 2020 and began serving at WSU in July. In January 2022, she was named Chancellor for the WSU Pullman flagship campus.

A first-generation college student, Chilton earned her PhD at the University of Massachusetts Amherst, after earning her BA at the University at Albany, State University of New York.

From 2017 to 2020 she served as dean of the Harpur College of Arts and Sciences at Binghamton University, one of the largest universities in the SUNY system. Prior to her tenure at Binghamton, Chilton spent nearly 16 years as a professor and leader at the University of Massachusetts. She served as a professor, anthropology department chair and associate vice chancellor for research and engagement, among other roles. She worked toward making the institutions she's served more accessible, diverse, and inclusive.

After earning her PhD, Chilton got her start in academia at Harvard University, where she was an tenure track assistant professor and served as the Associate Curator for the Archeology of Northeastern North America at the institution's Peabody Museum.

In addition to her administrative roles, Chilton is a respected author, teacher, and scholar of New England archeology and Native American studies.

Chilton serves as president of the Archaeology Division of the American Anthropological Association, and has served as a faculty fellow for the Higher Education Leadership Programs for Women, or HERS, which aims to create and sustain a diverse network of bold women leaders. She's been involved in more than a dozen conferences since 1999, serving as an organizer as well as a moderator and panelist, and is the author of dozens of peer-reviewed book chapters and journal articles.



Since arriving in Pullman, Washington State Director of Athletics Pat Chun, who begins his fifth year as WSU's Director of Athletics, has overseen an incredible transformation of Cougar Athletics, both on the fields and courts of competition and off. From record setting student-athlete academic achievements to unprecedented fundraising totals; from transformative facility projects to innovative student-welfare programming, all based on UNLEASH, a comprehensive strategic plan Chun led upon his arrival.

During his time in Pullman, Chun has taken a national leadership role throughout the Pac-12 and NCAA, serving on numerous committees, including:

- NCAA Division I Transformation Committee
- NCAA Division I Council
- NCAA Constitution Committee (2021)
- NACDA 1st Vice President
- Co-Chair Pac-12 ImPACT Leadership Council
- Co-Founder Asian American & Pacific Islander Athletics Alliance (4AAPI)

In January 2018, Chun became the school's 14th Director of Athletics and the first Asian-American athletic director to lead a Power Five school. He also had another first in 2019, becoming the first WSU athletics leader to be named Under Armor Athletic Director of the Year.

Under his leadership, Cougar programs have reached NCAA Championships in 10 sports, while 46 WSU student-athletes earned All-American honors, 147 All-Conference honors, 808 Academic All-Conference honors and six conference champions. The Cougars have seen program-best performances from multiple sports, with football entering the 2022 season having played in six-consecutive bowl games (non-COVID) for the first time in school history, while women's soccer reached the College Cup in 2019 for the first time. Women's volleyball enters 2022 with six-straight NCAA appearances while women's basketball enters this year with back-to-back NCAA Championship appearances for the first time in program history and men's basketball enters the season off an NIT Semifinal appearance in 2021-22.

In the classroom, the academic performance of WSU student-athletes has set or tied program highs for cumulative GPA in six of the last eight semesters entering the Fall of 2021, including a department record 3.36 semester GPA in the Spring of 2020. WSU also posted its highest Graduation Success Rate ever in 2018-19 and for the most recent 2021-22 academic year, WSU student-athletes earned their highest cumulative GPA (3.21)

Chun has spearheaded several initiatives to improve the student-athlete experience and their welfare, including enhancements to mental health awareness, which resulted in WSU Athletics being awarded the Washington State Psychological Association's Public Citizen Award in 2018. WSU Athletics is also committed to diversity and inclusion efforts, working closely with WSU's Student-Athlete Advisory Committee and the Black Student-Athlete Association to increase education and programming. For the 201-22 academic year, WSU's BSAA was named Organization of the Year at the inaugural Black Student-Athlete Summit Awards ceremony.

Under his leadership, Cougar fundraising has been revitalized, setting all-time highs in annual giving and total donations since his arrival. In March of 2021, Chun's guidance secured an \$11 million field naming rights agreement with GESA Credit Union, through a partnership with Learfield | IMG College, resulting in Gesa Field at Martin Stadium. WSU Athletics raised a record \$7.6 million in annual fund donations and a record \$15 million in overall contributions in his first year. WSU improved on both totals in 2018-19 and, in 2019-20, WSU Athletics raised a program-record \$26 mil-

lion in overall giving. In 2020-21, Cougar Athletics raised a program-record \$30 million and has averaged more than \$28 million in fundraising over the past three years. Prior to the 2019-20 academic year, WSU completed fundraising for a \$10 million renovation of its baseball stadium, the first athletics facility at WSU funded completely by private donations that was completed in the Fall of 2020.

Chun has been a national and conference leader since 2018, and is currently serving a four-year term on the prestigious NCAA Division I Council, a high-level group responsible for the day-to-day decision making for Division I. Chun also serves on the NCAA Division I Strategic Vision and Planning Committee as well as on the NCAA Division I Committee on Competitive Safeguards and Medical Aspects of Sports, and most recently, was named to the NCAA Division I Transformation Committee. In 2022, Chun was appointed as the National Association of Collegiate Directors of Athletics (NACDA) 1st Vice President and has served on its Executive Committee since 2021. That same year, he was selected as the Pac-12 Conference's lone representative on the NCAA's Constitution Committee and in 2020, he was named co-chair for the newly formed Pac-12 ImPACT Leadership Council, which serves as an advisory group for Social Justice & Anti-Racism within the conference. In 2021, Chun became a co-founder and board member of the Asian American & Pacific Islander Athletics Alliance (4AAPI). Chun completed a three-year term on the NCAA Division I Baseball Committee in 2016 and served on the Division I Baseball Rules Committee from 2016-17. He previously served on the executive committee for the National Association for Athletics Development Directors (NAADD) and was a longtime board member for the Columbus, Ohio chapter of the National Football Foundation and College Hall of Fame.

Prior to arriving in Pullman, Chun spent five-and-a-half years leading Florida Atlantic University Athletics and the previous fifteen years at Ohio State University in a multitude of roles from 1997 through 2012, culminating in his role as the executive associate athletics director.

During his time at Florida Atlantic, Chun guided the Owls to unprecedented successes across academics, athletics, student-athlete development and fundraising. His top priority upon arriving at FAU was academics, which saw tremendous growth. During his tenure, FAU student-athletes posted a combined GPA above 3.0 for the first time in school history. School records were also posted for Graduate Success Rate (GSR) and Academic Progress Rate (APR) in 2016-17.

FAU Athletics rose to some of its greatest heights in competition during Chun's tenure, winning multiple championships, both individual and team, and numerous national and conference awards. Chun's focus on the complete student-athlete was highlighted by the 2016 National Association of Academic Advisors (N4A) Model Practices Award, awarded to FAU for displaying best practices in their programming for student-athletes. In December 2015, the university announced the largest single gift in its history, \$16 million from the Schmidt Family Foundation.

Prior to FAU, Chun spent fifteen years at his alma mater, Ohio State. In his last role at Ohio State, Chun provided leadership and oversight for all facets of the external relations division from 2009-12. In the four years of overseeing the external relations division, Chun oversaw record fundraising years of \$42 million in 2012, \$41 million in 2011, and \$39 million in 2010. Chun also was a lead member of the athletics department senior team that negotiated the then-largest multimedia rights deal in intercollegiate athletics history: a 10-year, \$128 million partnership with IMG College in 2009. Chun also served as the daily administrative liaison with the football program.

A native of Strongsville, Ohio, Chun earned a Bachelor's Degree from Ohio State University and a Master's degree from Duquesne University. He and his wife, Natalie, also an OSU alumna, have three daughters (Vanna, Kennedy and Gretta) who enjoy their dog (Little Brother).



**MITCH STRAUB**  
DEPUTY DIRECTOR OF ATHLETICS

Mitch Straub is his third year as Deputy Director of Athletics after originally joining Washington State in May of 2018. Straub oversees all facets of Capital Planning, Development and External Relations. These areas include unit oversight of communications, concessions, creative video, design and branding, marketing, ticket operations, ticket sales, and social media. In addition, he handles the athletic department's multi-media rights relationship with Learfield and is the athletics liaison for Government Relations, the President's Office, the Alumni Association, and the Foundation. At the time of his promotion, Straub became the youngest Deputy Athletic Director in the Power Five at the age of 34.

Since arriving in Pullman, Straub has led the Cougar Athletic Fund to its four highest years, including more than doubling the previous record prior to his arrival by raising over \$30 million in 2020-2021 and three straight years of over \$27 million raised annually. Over the past three years alone, the CAF has secured 10 of the 12 largest gifts and 50 of the 70 largest cash gifts in WSU Athletics history. Further, after averaging 14 six figure gifts, the past three years have seen a total of 130 such donations to the CAF.

Under Straub's leadership, four capital projects have been or will soon be finalized, including Project: Back to Omaha, the Indoor Golf Facility Renovation, Taylor Sports Complex and the Champions Center. The Cougars are also currently conducting a basketball arena feasibility study that would potentially serve as home to both basketball programs, campus concerts, graduations, and third party events.

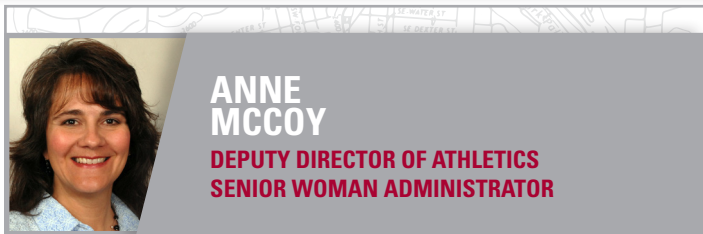
Other notable recognitions include the 2019 Paciolan Innovation of the Year, 2019 CASE Gold Circle of Excellence, the 2019 CASE Silver Circle of Excellence, and team member, Josh Jordan, receiving the 2020 NAADD Rising Star Award.

Beyond his administrative responsibilities, Straub supervises the Baseball, Men's Golf, and Women's Golf programs and chairs the Revenue Optimization Committee. The committee has seen success in expanding the athletic department's efforts in concessions, creative, social media, ticket sales and the website.

Prior to WSU, Straub spent the previous eight years at Ohio State University, progressing through the development department. While in Columbus, he was part of a team that brought in \$209 million over his last three years, which was the most successful stretch in university history. He also personally cultivated and secured over \$42 million in major gift commitments, including two lead gifts totaling \$8.1 million to name Ohio State's Indoor Tennis Facility and a \$7.5M gift, which was the largest donation from an alum in OSU Athletics history.

Prior to his work at Ohio State, Straub served as a development intern for the National Association of Collegiate Directors of Athletics (NACDA), which followed a one-year marketing internship at his alma mater, the University of New Mexico. While at UNM, he was a two-year letterwinner on the Lobo football team, and a two-time Mountain West Scholar-Athlete Award Winner and academic all-conference honoree.

Straub currently serves on the NAADD Executive Committee, the Pac-12 impACt Fan Conduct and Education Committee, the Seattle Sports Commission, and the Washington State University's External Affairs Collaborative. He holds a bachelor's degree in business administration from New Mexico and a master's degree in business administration from Ohio State. He and his wife, Sami, have three children, Wes, Ty and Maya.



**ANNE MCCOY**  
DEPUTY DIRECTOR OF ATHLETICS  
SENIOR WOMAN ADMINISTRATOR

Veteran intercollegiate athletics administrator Anne McCoy has served Washington State University since 2001 and was promoted from associate director to senior associate director of athletics in 2004. Her appointment to senior woman administrator came in the summer of 2007 and in 2013 she was named deputy director of athletics.

In her current capacity she is charged with supervising all aspects of WSU's day-to-day operations along with several areas within the department. She also serves as the sport supervisor for women's basketball, volleyball, soccer and rowing.

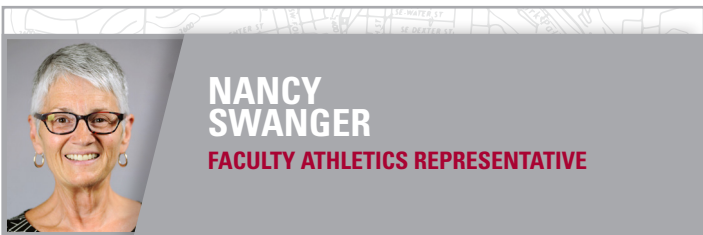
McCoy currently serves as the liaison to the Pac-12 Men's and Women's Swimming and Diving Coaches. She has completed positions on several other conference committees, including Vice President of the Executive Committee, Pac-12 Women's Basketball Tournament and Nominating Committees, and the Diversity Leadership Initiative. She is the past chair of the NCAA Women's Rowing Committee and is a past vice president of the Pac-10 Conference.

A Wisconsin native, McCoy earned a bachelor's degree in sports management in 1989 from the University of Massachusetts. While an undergraduate, she worked for the Pittsburgh Penguins professional hockey organization, expanding the club's season ticket base. McCoy also served an internship as the assistant athletic business manager at the University of Connecticut, and was instrumental in designing and implementing a comprehensive computerized budget-tracking system.

McCoy served in several capacities at the University of Maine from 1989-1995, lastly as associate director of athletics and senior woman administrator. At Maine, she supervised men's basketball, men's and women's soccer, men's and women's swimming and softball in addition to the athletic business office, ticket office, retail store and cheerleading staff and operations. She took a similar administrative positive at Saint Louis University from 1995-96.

In 1996, McCoy joined the staff at Portland State University as associate director of athletics and senior woman administrator, and was promoted to senior associate director of athletics in 1998. At PSU, she managed all internal staff and the daily operations of the department, representing the director of athletics as needed. McCoy also supervised men's and women's golf, cross country/track and field, and women's volleyball, soccer, tennis and softball.

McCoy and her husband Brian have two children, daughter Taylor, a former swimming student-athlete at Washington State, and son Jake.



**NANCY SWANGER**  
FACULTY ATHLETICS REPRESENTATIVE

Dr. Nancy Swanger begins her sixth year as WSU's Faculty Athletics Representative to the Pac-12 Conference. Dr. Swanger is the Associate Dean and Director of the School of Hospitality Business Management in the Carson College of Business at Washington State University, starting back in 2000.

In addition to her administrative duties, she teaches various courses in the curriculum—professional development, cost controls, and special topics focusing on current trends or industry issues. Dr. Swanger has more than 40 years of restaurant experience as a co-worker, manager, district manager, and owner. She and her husband, Larry, owned and operated up to eight Subway restaurants from 1988-2017, and they own two independent concepts in Moscow, Idaho—Gambino's and the Varsity Diner.

Her research interests lie in the areas of quick-serve restaurant operations, food safety/sanitation, and hospitality curriculum. Prior to coming to WSU, Nancy taught at the University of Idaho and Lewis-Clark State College.

Nancy and her husband Larry have four children.

### WASHINGTON STATE SPORTS NETWORK from LEARFIELD

Cougar baseball games are broadcast live on the radio throughout the Pacific Northwest via the Washington State Sports Network from Learfield IMG College. The baseball network reaches from British Columbia to Oregon and can be heard worldwide via the internet and XM Satellite radio. Cougar baseball broadcasts begin 15 minutes prior to first pitch, carry through the game and conclude with post-game interviews with players and coaches.

The Washington State Sports Network also features radio coverage of WSU football, men's basketball, women's basketball and women's volleyball, and the Cougar Coaches Show in the fall and winter seasons.

Learfield IMG College manages corporate marketing opportunities and on-site promotions at WSU football, basketball and baseball games as well as oversees sales for all signage at Martin Stadium, Friel Court at Beasley Coliseum and all Cougar competition sites.

Location	Station	Frequency
Spokane (Flagship)	KXLY	920 AM
Pasco	KONA	610 AM
Pullman	KQQQ	1150 AM
Moses Lake	KBSN	1470 AM
Internet		wsucougars.com
Internet		TuneIn App

#### VOICE OF THE COUGARS - MATT CHAZANOW

Matt Chazanow, a veteran of Atlantic Coast Conference and Big East football and basketball broadcasts, begins his eighth season as the Cougars play-by-play announcer. Chazanow calls the action for Cougar football and men's basketball broadcasts. Additionally, Chazanow serves as the voice of Cougar baseball broadcasts.

Chazanow has extensive experience in broadcasting at the highest level of collegiate football, including calling national play-by-play broadcasts for ACC football, Big East and ACC postseason basketball, along with SEC and ACC postseason baseball. As a senior network manager at IMG College in Winston-Salem, N.C. prior to joining the Cougars, Chazanow spent the previous seven years managing eight IMG college network broadcasts (Washington State, Arizona, Cal, Gonzaga, Oregon, Texas, UCLA and Washington

#### NEWSPAPERS

THE SPOKESMAN-REVIEW (AM). W. 999  
Riverside, Spokane, WA 99210-1615. (509)  
459-5500.  
SE – Ralph Walter, ralph2@spokesman.com  
WSU – Colton Clark, coltonc@spokesman.com

SEATTLE TIMES (AM/PM). P.O. Box 70, Seattle,  
WA 98111. (206) 464-2275.  
SE – Paul Barrett, pbarrett@seattletimes.com  
Column. – Matt Calkins, mcalkins@seattletimes.com  
WSU – Scott Hanson, shanson@seattletimes.com

DAILY NEWS (PM). 409 S. Jackson, Moscow,  
ID 83843. (208) 882-5561.  
SW – Donn Walden, dwalden@lmtribune.com  
WSU – Dale Grummert, daleg@lmtribune.com

LEWISTON TRIBUNE (AM). 505 'C' Street,  
Lewiston, ID 83501. (208) 743-9411.  
SW – Donn Walden, dwalden@lmtribune.com  
WSU – Dale Grummert, daleg@lmtribune.com

DAILY EVERGREEN (AM). Murrow Hall 113,  
Pullman, WA 99164-2510. (509) 335-4573.  
Sports Editor – desports@dailyeverygreen.com

ASSOCIATED PRESS. W. 926 Sprague, P.O. Box  
2173, Spokane, WA 99201. (800) 300-8340.  
Writer - Nick Geranios.

THE NEWS TRIBUNE (PM). P.O. Box 11000,  
Tacoma, WA 98411. (253) 597-8680.  
Sports Editor – Sean Robinson,  
srobinson@thenewstribune.com

#### TELEVISION

KXLY-TV (ABC, Channel 4). W. 500 Boone,  
Spokane, WA 99201. (509) 324-4040.  
Sports Director – TBA  
Sports Anchor - Alex Crescenti, alexc@kxly.com

KHQ-TV (NBC, Channel 6). P.O. Box 600,  
Spokane, WA 99210-0600. (509) 448-3241.  
Sports Director - Dennis Patchin,  
dennis.patchin@swxrightnow.com  
Sports Anchors –  
Anna Jane Howell, aj.howell@khq.com  
Noah Schmick, noah.schmick@khq.com

KREM-TV (CBS, Channel 2). S. 4103 Regal,  
Spokane, WA 99203. (509) 838-7371.  
Sports Director – Travis Green, TGreen2@krem.com  
Sports Reporters – Andrew Quinn

KLEW-TV (CBS, Channel 3). 2626 17th Street,  
Lewiston, ID 83501. (208) 746-2636.  
Sports Director – Gianna Cefalu

#### ONLINE MEDIA

COUGFAN.COM  
Managing Editor – Barry Bolton  
barrybolton@frontier.com  
Beat Writer – Jamey Vinnick  
jamey.vinnick@wsu.edu

WAZZUWATCH.COM  
Editor – Scott Hood, scotthood63@gmail.com

#### RADIO

KXLY Radio, W. 500 Boone, Spokane, WA 99201.  
(509) 329-4306.  
Flagship Station

700 ESPN Radio, W. 500 Boone, Spokane, WA  
99201. (509) 329-4306.

KIRO Radio, 1820 Eastlake Ave E, Seattle, WA  
98102. (206) 726-7000

KCLX Radio (1450). P.O. Box 8849, Moscow, ID  
83843. (208) 882-2551.  
Sports Director – Steve Grubbs.

KQQQ/KHTR (1150/104.3). 1101 Old Wawawai  
Road, Pullman, WA 99163. (509) 332-6551.  
News/Sports – Evan Ellis.

# W

WASHINGTON STATE

