

WOODS

STONE JR.

JACKSON JR.

JACKSON

LANGFORD JR.

HARRIS

MARSH

BROWN

STRIBLING

2021 SUN BOWL

# BOWL GUIDE



12.31.21 - EL PASO, TEXAS





# WASHINGTON STATE FOOTBALL

## 2021 SCHEDULE/RESULTS (7-5, 6-3 PAC-12)

DATE	OPPONENT	TIME/RESULT
Sept. 4	Utah State	L, 23-26
Sept. 11	Portland State	W, 44-24
Sept. 18	USC *	L, 14-45
Sept. 25	at Utah *	L, 13-24
Oct. 2	at California *	W, 21-6
Oct. 9	Oregon State *	W, 31-24
Oct. 16	Stanford *	W, 34-31
Oct. 23	BYU	L, 19-21
Oct. 30	at Arizona State *	W, 34-21
Nov. 6	BYE	
Nov. 13	at No. 3 Oregon *	L, 24-38
Nov. 19	Arizona *	W, 44-18
Nov. 26	at Washington *	W, 40-13
Dec. 31	vs. Central Michigan \$	9 a.m. (CBS)

\* Pac-12 Conference Game  
\$ Tony the Tiger Sun Bowl (El Paso, Texas)  
Home games in **BOLD** / All times Pacific

### WASHINGTON STATE ATHLETIC COMMUNICATIONS

#### OFFICE ADDRESS:

Bohler Addition 195  
Pullman, WA 99164-1602  
**OFFICE PHONE:** 509-335-COUG  
**OFFICE FAX:** 509-335-0267  
**MARTIN STADIUM PRESS BOX:** 509-335-COUG  
**ASSOC. A.D. / ATHLETIC COMMUNICATIONS:**  
Bill Stevens (FB)  
**OFFICE PHONE:** 509-335-4294  
**CELL:** 916-761-7005  
**EMAIL:** wsstevens@wsu.edu  
**SPORTS:** Football, Women's Tennis  
**ASST. DIRECTOR:** Bobby Alworth (FB)  
**OFFICE PHONE:** 509-335-5785  
**CELL:** 951-452-6129  
**EMAIL:** bobby.alworth@wsu.edu  
**SPORTS:** Football, Baseball, Swimming  
**ASST. DIRECTOR:** Chris Caskey  
**OFFICE PHONE:** 509-335-0255  
**EMAIL:** christopher.caskey@wsu.edu  
**SPORTS:** Women's Basketball, Rowing  
**ASST. DIRECTOR:** Ben Laskey  
**OFFICE PHONE:** 509-335-0265  
**CELL:** 209-608-2173  
**EMAIL:** ben.laskey@wsu.edu  
**SPORTS:** Women's Soccer, Men's Basketball  
**ASST. DIRECTOR:** TBA  
**OFFICE PHONE:** NA  
**EMAIL:** NA  
**SPORTS:** Volleyball, Cross Country, Track & Field



## TONY THE TIGER SUN BOWL

### WASHINGTON STATE (7-5, 6-3 Pac-12) vs. Central Michigan (8-4, 6-2 MAC)

9 a.m. (PT), Friday, Dec. 31, 2021 • CBS  
Sun Bowl Stadium (51,500) • El Paso, Texas

## BROADCAST INFO

**TV:** CBS  
**PLAY-BY-PLAY:** Brad Nessler  
**ANALYST:** Gary Danielson  
**SIDELINE:** Jamie Erdahl  
**RADIO:** Washington State Sports Network from Learfield  
**PLAY-BY-PLAY:** Matt Chazanow  
**ANALYST:** Alex Brink  
**SIDELINE:** Jessamyn McIntyre

## WSU BOWL GAME HISTORY

**CMU-WSU SERIES HISTORY:** 1st Meeting  
**WSU SUN BOWL HISTORY:** 2-0  
2001: WSU def. Purdue, 33-27  
2015: WSU def. Miami, 20-14

## HEAD COACH JAKE DICKERT

**ALMA MATER:** Wisconsin-Stevens Point  
**POSITIONS COACHED:** Defensive Coordinator / Linebackers  
**CAREER RECORD (Seasons):** 3-2 (1st)  
**WSU RECORD (Seasons):** Same  
**PAC-12 RECORD (Seasons):** 3-1 (1st)

## COUGARS HEAD TO EL PASO FOR TONY THE TIGER SUN BOWL AGAINST CENTRAL MICHIGAN

Washington State is set to make its third appearance in the Sun Bowl and will face Central Michigan in the 2021 Tony The Tiger Sun Bowl. Kickoff is set for December 31 at 9 a.m. (PT) on CBS in El Paso, Texas. WSU was scheduled to face Miami before the Hurricanes cancelled their trip due to health and safety protocols within their program.

## COUGAR BOWL HISTORY - TONY THE TIGER SUN BOWL

The Cougars are making their sixth bowl game appearance in the last seven seasons, their 17th overall bowl game appearance and own an 8-8 all-time record in bowl games. WSU is making their third Sun Bowl appearance and owns wins over Purdue (33-27, 2001) and Miami (20-14, 2015). WSU will be facing Central Michigan for the first time in program history and a team from the MAC for the second time in program history, def. Ball State 16-14 in 1984.

## ABOUT WASHINGTON STATE

Washington State enters the Tony The Tiger Sun Bowl with a 7-5 overall record including a 6-3 mark in Pac-12 Conference play and closed the regular season with a 40-13 win at Washington in the Apple Cup. The Cougar defense led the Pac-12 and was fourth in the country with 27 takeaways including 13 fumble recoveries, third-most in the country. Pac-12 Offensive Freshman Player of the Year and Polynesian College Player of the Year Finalist quarterback Jayden de Laura leads the Pac-12 with 23 passing touchdowns and 250.1 passing yards/g while receiver Travell Harris is second in the Pac-12 with nine touchdown catches and wideout Calvin Jackson Jr. is second in the league with 955 receiving yards. Linebacker Jahad Woods' 100 tackles are fourth in the Pac-12 and All-Pac-12 first-team selection EDGE Ron Stone Jr. is fifth in the league with 11.5 tackles-for-loss. All-Pac-12 first-team kicker Dean Janikowski is second in the league with 14 made field goals.

## COLLEGE GAMEDAY RECORD

Dating back to the middle of the 2003 season, ESPN's College GameDay has had the WSU flag appear throughout the show. The streak reached 273 after appearing at the Army-Navy game in New Jersey December 11. The first appearance came in Austin, Texas (10/4/03) and the streak began two weeks later in Madison, Wisc. (10/18/03). Two flags – Ol' Crimson and Gray – have been flown in the background of the GameDay set by dozens of friends and alumni. The Gray flag was added in 2014 after Whitey was retired in honor of Steve Gleason's "No White Flags." Appearance No. 217 was its first in Pullman (10/20/18), a 34-20 win over Oregon.

## COUGAR QUICK GAME

### TEAM

- WSU leads the Pac-12 and is 4th in the country with 27 takeaways, 3rd nationally with 13 fumble recoveries
- WSU is making their sixth bowl appearance in the last 7 years (did not go to a bowl in 2020)
- WSU recorded its 1st four-game conference winning streak (at Cal, OSU, STAN, at ASU) since winning 7 straight in 2018
- WSU recorded its 8th straight win over Oregon State and 5th straight win over Stanford
- WSU's 14 All-Pac-12 selections are most since 2003 (17), earned 3 All-Pac-12 First-Team selections for 1st time since 2015
- WSU earned a program-record 10 Pac-12 Player of the Week awards in 2021

### INDIVIDUAL (Player Notes Pages 10-20)

- RB **Max Borghi** is 8th in WSU history in career rush yards (2,158), tied WSU record with 41 total TD (Steve Broussard)
- LB **Jahad Woods** is 4th in Pac-12 in tackles (100), is Pac-12's active leading career tackler (419), 4th-most in WSU history
- All-Pac-12 First Team EDGE **Ron Stone Jr.** is 5th in the Pac-12 in TFL (11.5) and tied for 8th in sacks (5), both are team-highs
- Pac-12 Offensive Fresh of the Year QB **Jayden de Laura** leads Pac-12 in pass TD (23), pass yards (2,751) and passing/g (250.1)
- All-Pac-12 Second Team WR **Calvin Jackson Jr.** is 2nd in Pac-12 in rec yards (955), 4th in rec (63), tied for 3rd in rec TD (7)
- All-Pac-12 Second Team WR **Travell Harris** is 3rd in the Pac-12 in rec (73), 2nd in rec TD (9) and 3rd in rec yards/g (66.8)
- OL **Abraham Lucas** was named to 2021 All-Pac-12 First Team, 1st Cougar OL in program history to be 4x all-conference
- All-Pac-12 First Team Kicker **Dean Janikowski** leads the Pac-12 in FG pct. (82.4) and tied for 2nd in FG made (14)

### PAC-12 CONFERENCE

2021 STANDINGS		
NORTH DIVISION		
	Pac-12	Overall
Oregon	7-2	10-3
Washington State	6-3	7-5
Oregon State	5-4	7-5
California	4-5	5-7
Washington	3-6	4-8
Stanford	2-7	3-9

SOUTH DIVISION		
	Pac-12	Overall
Utah	8-1	10-3
Arizona State	6-3	8-4
UCLA	6-3	8-4
USC	3-6	4-8
Colorado	3-6	4-8
Arizona	1-8	1-11

### BOWL SCHEDULE

<b>JIMMY KIMMEL LA BOWL (Dec. 18)</b> Utah State vs. Oregon State, 4:30 p.m. (ABC)
<b>HOLIDAY BOWL (Dec. 28)</b> NC State vs. UCLA, 5 p.m. (FOX)
<b>ALAMO BOWL (Dec. 29)</b> Oregon vs. Oregon, 6:15 p.m. (ESPN)
<b>LAS VEGAS BOWL (Dec. 30)</b> Wisconsin vs. Arizona State, 7:30 p.m. (ESPN)
<b>TONY THE TIGER SUN BOWL (Dec. 31)</b> Washington State vs. Miami, 9 a.m. (CBS)
<b>ROSE BOWL GAME (Jan. 1)</b> Utah vs. Ohio State, 2 p.m. (ESPN)



### 2021 PRESEASON POLL

NORTH DIVISION	
1. Oregon (38)	238
2. Washington (2)	189
3. California	140
4. Stanford	137
5. Oregon State	71
6. Washington State	65

SOUTH DIVISION	
1. USC (27)	223
2. Utah (6)	183
3. Arizona State (6)	170
4. UCLA (1)	135
5. Colorado	88
6. Arizona	41

### WSUCOUGARS.COM

WSU releases, statistics, notes and depth chart information are loaded weekly on the WSU Athletics Home Page. The address is: <http://www.wsucougars.com>.

### COACH AND STUDENT-ATHLETE AVAILABILITY

WSU head football coach Jake Dickert is available for individual media interviews following select mid-week practices along with after each Cougar game. Arrangements for interviews with coach Dickert other than those times must be made through the WSU Athletic Communications office. WSU players are available for interviews after each game and following selected practices. Contact Bill Stevens ([wsstevens@wsu.edu](mailto:wsstevens@wsu.edu)) or Bobby Alworth ([bobby.alworth@wsu.edu](mailto:bobby.alworth@wsu.edu)) in the WSU Athletic Communications Office. Media are reminded that they should not contact student-athletes via their cell phones or social media accounts. All interviews need to be scheduled through the Athletic Communications Office.

### WSU ATHLETICS AND SOCIAL ISSUES

Over the past two years, Washington State Athletics has been proactive in providing opportunities for its student-athletes to lend their voices to social matters. From the creation of the Black Student-Athletes Association (BSAA) at WSU and sending members to the Black Student-Athlete Summit, to the implementation this summer of the Cougar Pride Student-Athlete Alliance for LGBTQIA+ students, Cougar student-athletes have been supported and their voices heard. The BSAA has hosted multiple, department-wide informational meetings covering wide-ranging topics such as social justice, police brutality and Black Lives Matter. Additionally, department programming from the DEI Council, created in 2019, has focused on Diversity, Equity and Inclusion, Women's History Month, Black History Month, Voter Registration and NCAA Inclusion, to name a few, continue to support matters important to our student-athletes.

### 2020 STANDINGS

NORTH DIVISION		
	Pac-12	Overall
Washington	3-1	3-1
Oregon \$	4-2	4-3
Stanford	4-2	4-2
Oregon State	2-5	2-5
Washington State	1-3	1-3
California	1-3	1-3

SOUTH DIVISION		
	Pac-12	Overall
USC	5-1	5-1
Colorado	3-1	4-2
Utah	3-2	3-2
UCLA	3-3	3-4
Arizona State	2-2	2-2
Arizona	0-5	0-5

\$ Pac-12 Conference Champion

### MEDIA INFORMATION

#### WASHINGTON STATE SPORTS NETWORK FROM LEARFIELD

Cougar football games are broadcast live on the radio throughout the Pacific Northwest via the Washington State Sports Network from Learfield. The 20-station football network reaches from British Columbia to Oregon and can be heard worldwide via the internet and XM Satellite radio. Cougar football broadcasts begin an hour before kickoff, carry through the game and conclude with post-game interviews with players and coaches.

The Washington State Sports Network also features radio coverage of WSU men's basketball, baseball, women's basketball and women's volleyball, and the Cougar Coaches Show in the fall and winter seasons.

Learfield manages corporate marketing opportunities and on-site promotions at WSU football and basketball games as well as oversees sales for all signage at Gesa Field, Friel Court at Beasley Coliseum and all Cougar competition sites.

Location	Station	Frequency
Pullman (Flagship)	KHTR	104.3 FM
	KQZB	100.5 FM
Spokane (Flagship)	KXLY	920 AM / 100.7 FM
	KIRO	710 AM
Anchorage, Alaska	KBYR	700 AM
Bellingham	KGMI	96.5 FM / 790 AM
	KMNT	104.3 FM
Centralia	KELA	1470 AM
	KCLX	1450 AM
Colfax	KCVL	1240 AM
Grand Coulee	KEYG	98.5 FM
Kuparuk, Alaska	KYBR	88.5 FM
	KEDO	99.1 FM / 1400 AM
Longview	KBSN	1470 AM
Moses Lake	KAPS	102.1 FM / 660 AM
Mount Vernon	KNCW	92.7 FM
Omak	KDZR	1640 AM
Portland, Ore.	KAO	100.1 FM
Prudhoe Bay, Alaska	KMAS	103.3 FM / 1030 AM
Shelton	KONA	610 AM
Tri-Cities	KGDC	92.9 FM / 1320 AM
Walla Walla	KPQ	560 AM
Wenatchee	KYSP	1340 AM
Yakima	KBBO	104.5 FM / 1390 AM
Internet		wsucougars.com
	Sirius	-
	XM Radio	373
	Sirius XM App	373

WSU GameDay App



## WSU QUICK FACTS

**FOUNDED:** 1890

**NICKNAME:** Cougars

**COLORS:** Crimson and Gray

**CONFERENCE:** Pac-12

**ENROLLMENT:** 20,286

**LOCATION:**

P. O. Box 641602

Pullman, WA 99164-1602

**STADIUM:** Gesa Field (32,952 - FieldTurf)

**PRESIDENT:** Kirk H. Schulz

**DIRECTOR OF ATHLETICS:** Patrick Chun

**TICKET OFFICE:** 509-335-9626, 800-GO-COUGS

**GENERAL DEPARTMENT:** 509-335-0311

**WSU ATHLETICS WEBSITE:** www.wsucougars.com

**HEAD COACH:** Jake Dickert

**POSITIONS COACHED:** Defensive Coordinator/Linebackers

**ALMA MATER:** Wisconsin-Stevens Point, '07

**CAREER RECORD (Seasons):** 3-2 (1st)

**WSU RECORD (Seasons):** Same

**WSU PAC-12 RECORD:** 3-1 (1st)

**ASSOCIATE HEAD COACH / OFFENSIVE COORDINATOR / RB:**

Brian Smith (2nd Year)

**CORNERBACKS:**

Jordan Malone (1st Year)

**QUARTERBACKS:**

Dan Morrison (1st Year)

**SPECIAL TEAMS COORDINATOR:**

Kyle Krantz (1st Year)

**WIDE RECEIVERS:**

Andre Allen (2nd Year)

**SAFETIES:**

Mark Banker (2nd Year)

**DEFENSIVE LINE:**

A.J. Cooper (2nd Year)

**OFFENSIVE ASSISTANT:**

Dan Ferrigno (1st Year)

**OFFENSIVE LINE:**

Dennis McKnight (1st Year)

**CHIEF OF STAFF:**

Jason Cvercko (2nd Year)

**GRADUATE ASSISTANTS:**

Mac Alexander - Special Teams (2nd Year)

Jesse Bobbit - Defense (2nd Year)

Max Silver - Defense (1st Year)

**HEAD STRENGTH AND CONDITIONING COACH:**

Dwain Bradshaw (2nd Year)

**ASSISTANT STRENGTH AND CONDITIONING COACHES:**

Tim Hicks (1st Year)

Richard Guarascio (5th Year)

**DIRECTOR OF FOOTBALL OPERATIONS:**

Ryan Robinson (2nd Year)

**DIRECTOR OF RECRUITING:**

Josh Omura (1st Year)

**DIRECTOR OF ON-CAMPUS RECRUITING:**

Marco Regalao (1st Year)

**DIRECTOR OF TRANSFER RECRUITING:**

Justin Mesa (1st Year)

**DIRECTOR OF CREATIVE BRANDING:**

Tim Hepler (1st Year)

**CREATIVE VIDEO PRODUCER:**

Bailey White (1st Year)

**MANAGER OF DIGITAL MEDIA:**

Bryce Oldroyd (2nd Year)

### JAKE DICKERT NAMED 34TH HEAD FOOTBALL COACH

Washington State formally introduced Jake Dickert as the Cougars' 34th head football coach in program history December 2. On November 27, one day after the Apple Cup win, WSU Director of Athletics Pat Chun announced that Dickert had been named the Cougars' Head Football Coach. Dickert agreed in principle to a five-year contract. "We are thrilled to have Jake Dickert step into the head coaching role," said WSU President Kirk Schulz. "Coach Dickert was able to bring together a team that has been through so much in the past two seasons and inspire them to not only keep going, but to fight harder. Coach Dickert loves Pullman, understands what it means to be a Cougar, and most importantly, puts his players first. He is an asset to this program, and to WSU." Dickert spent the final six weeks of the regular season serving as the Cougar's interim coach, leading WSU to a 3-2 record with wins over Arizona State, Arizona and most recently, a dominating 40-13 Apple Cup victory in Seattle. The win snapped a seven-game skid to Washington and ended as WSU's largest margin of victory in series history. "Coach Jake Dickert has proven to be an exceptional person, coach and leader," said Chun. "He has the character, vision and plan we need to lead Washington State Football through the next chapter of our storied history. We've been able to witness the positive impact he has had on our student-athletes in a very short of period of time. We are thankful the best person to lead our program was already living in Pullman. We appreciate Jake, Candice, Rylee, Jett, and Jace for their commitment to WSU. Under Dickert's leadership, the Cougars saw increases in scoring (+6.5 ppg), rushing yards (+44.7 ypg) and total offense (+36.4 ypg), while allowing fewer points (-3/5 ppg), passing yards (-46.0 ypg) and opponents' total offense (-30.7 ypg). "I am extremely humbled and honored to be the next head coach at Washington State University," said Dickert. "I want to thank President Schulz, Pat Chun and Bryan Blair for their leadership and trust in me and my vision for the future of WSU football. Pullman fits our family so well and we are so excited to be a part of this community for a long time to come. Go Cougs." The Cougar defense was a huge spark this season, leading the Pac-12 with 27 takeaways, which also ranks tied for third nationally, while also being second in the Pac-12 and tied for ninth nationally in turnover margin.

### 14 COUGARS EARN ALL-PAC-12 HONORS

Fourteen players earned 2021 All-Pac-12 Conference honors, the most since the 2003 team earned 17 selections. Right tackle Abraham Lucas, kicker Dean Janikowski and EDGE Ron Stone Jr. were named to the first team, giving WSU three first-team selections for the first time since 2015. Wide receivers Travell Harris and Calvin Jackson Jr. were both named to the second team, the first set of Cougar wideouts to earn all-conference first or second team since Michael Bumpus (1st) and Jason Hill (2nd) in 2004 and both are the first WSU wide receivers to earn first or second-team honors since Gabe Marks was a first-team selection in 2015 and 2016. Nine players were named All-Pac-12 honorable mention; running back Max Borghi, quarterback Jayden de Laura, defensive back Daniel Isom, EDGE Brennan Jackson, defensive back Armani Marsh, wideout De'Zhaun Stribling, Lincoln Victor as an all-purpose player, defensive back Jaylen Watson, linebacker Jahad Woods.

### JAYDEN DE LAURA NAMED PAC-12 OFFENSIVE FRESHMAN PLAYER OF THE YEAR, POLYNESIAN POY FINALIST

Quarterback Jayden de Laura, playing his first full season, was named the Pac-12 Offensive Freshman of the Year and All-Pac-12 honorable mention after leading the Pac-12 with 2,751 passing yards, 23 passing touchdowns, 250.1 passing yards-per-game. The Honolulu, Hawaii native threw three-plus touchdowns five times this season and led the Cougars to seven wins, including a 40-13 Apple Cup win where he earned Pac-12 Freshman of the Week accolades. De Laura was one of seven players named a finalist for the Polynesian College Football Player of the Award, presented annually by the Polynesian Football Hall of Fame to the most outstanding college football player of Polynesian ancestry that epitomizes great ability and integrity. Cougar defensive lineman Hercules Mata'afa won the award in 2017.

### ABE LUCAS MAKES HISTORY

Right tackle Abraham Lucas earned his fourth-straight All-Pac-12 accolade and first 1st-team honor after being named to the second team the previous three seasons becoming the first Cougar offensive lineman to earn all-conference honors four times. Lucas started all 12 games at right tackle and was rated the Pac-12's best pass-blocking offensive lineman and third-best pass-blocking offensive tackle in the country after not allowing a sack in 477 pass blocking snaps. Lucas was also named to the Reese's Senior Bowl All-America Team.

### JANIKOWSKI KICKS HIS WAY TO FIRST-TEAM HONORS

Kicker Dean Janikowski earned his first career All-Pac-12 accolade in his first season on the field and is the first Cougar kicker to earn first-team honors since Blake Mazza in 2019. Janikowski made his collegiate debut in the season opener, started all 12 games and connected on 14-of-17 field goal attempts, the best field goal percentage in the Pac-12 and tied for the second-most makes in the conference. The redshirt-sophomore from Fallbrook, Calif. also finished the regular season third in the conference among kickers with 81 points and capped the regular season tying a WSU Apple Cup record with four made field goals in the win over Washington, earning Pac-12 Special Teams Player of the Week honors along the way.

### BIG YEAR BY RON STONE JR.

EDGE Ron Stone Jr. added to his breakout season by earning All-Pac-12 first-team honors, becoming WSU's first defensive first-team selection since Hercules Mata'afa in 2017. Stone Jr. made 11.5 tackles-for-loss, good for fifth in the conference and his five sacks are good for eighth-most in the league. The redshirt-junior from San Jose, Calif. recorded a tackle-for-loss in eight games this season, including a season-high three at Utah and also tallied a sack in four-straight games, helping WSU to three-straight wins during that stretch. Stone Jr. tied for fourth in the Pac-12 with 38 total pressures and was also the league's fourth-best run-defender according to PFF College.

### BORGI CLOSING IN ON BROUSSARD'S RECORD

Max Borghi earned his second career All-Pac-12 honor after earning honorable mention in 2019. The Arvada, Colo. native finished the regular season seventh in the Pac-12 with 880 rush yards, sixth with 12 rushing touchdowns and fourth among Pac-12 running backs with 46 missed tackles on runs. Borghi finished the regular season with a pair of 100-yard games in wins over Arizona and Washington, tied with Steve Broussard (1986-89) for the WSU record with 41 total touchdowns and trailing only Broussard (33) with 32 career rushing touchdowns. Borghi enters the Sun Bowl needing 120 yards to become WSU's first 1,000-yard rusher since Jerome Harrison in 2004 (1,900).

### STAT RANKINGS

CATEGORY	NO.	PAC-12	NCAA
<b>OFFENSE</b>			
Scoring/G	28.4	7	69
Rushing/G	130.3	8	94
Passing/G	259.8	2	42
Total Offense/G	390.2	7	74
First Downs/G	21.1	6	-
Sacks Allowed/G	25/2.0	8	55
Red Zone	40-51 (78.4%)	10	97
3rd Down	66-153 (43.1%)	8	41
4th Down %	8-19 (42.1%)	9	104
<b>DEFENSE</b>			
Scoring/G	24.2	5	48
Rushing/G	161.6	7	83
Passing/G	217.4	6	48
Total Defense/G	379.0	7	68
Sacks/G	21/1.8	7	94
Tackles-For-Loss/G	61/5.1	8	95
Red Zone	34-46 (73.9%)	1	16
3rd Down %	63-156 (40.3%)	5	82
4th Down %	9-22 (40.9%)	3	30
<b>TURNOVER MARGIN</b>			
Turnovers Forced	27	1	4
Interceptions	14	3	21
Fumbles Recovered	13	1	3
<b>KICK RETURN AVG.</b>			
OPP. KICKOFF RETURN AVG.	22.8	6	99
PUNT RETURN AVG.	9.9	8	45
OPP. PUNT RETURN AVG.	7.8	4	63
<b>NET PUNTING</b>			
NET PUNTING	37.9	9	87
<b>PENALTIES YARDS/G</b>			
PENALTIES YARDS/G	47.6	4	42

### PLAYER RANKINGS

RUSHING YARDS	NO.	PAC-12	NCAA
Max Borghi	880	7	59
<b>RUSHING TOUCHDOWNS</b>			
Max Borghi	12	6	33
<b>PASSING YARDS/G</b>			
Jayden de Laura	250.1	1	29
<b>PASSING TOUCHDOWNS</b>			
Jayden de Laura	23	1	23
<b>RECEPTIONS</b>			
Travell Harris	73	3	32
Calvin Jackson Jr.	63	4	-
<b>RECEIVING YARDS/G</b>			
Calvin Jackson Jr.	79.6	1	37
Travell Harris	66.8	3	66
<b>RECEIVING TOUCHDOWNS</b>			
Travell Harris	9	2	24
Calvin Jackson Jr.	7	3	52
De'Zhaun Stribling	4	11	-
<b>ALL-PURPOSE YARDS/G</b>			
Travell Harris	105.4	6	77
<b>TACKLES</b>			
Jahad Woods	100	4	-
<b>SACKS</b>			
Ron Stone Jr.	5.0	8	-
<b>TACKLES-FOR-LOSS</b>			
Ron Stone Jr.	11.5	5	-
<b>INTERCEPTIONS</b>			
Armani Marsh	3	3	33
<b>FIELD GOALS</b>			
Dean Janikowski	14	2	-
<b>SCORING (Kicking)</b>			
Dean Janikowski	81	3	-

### COUGAR WIDEOUTS LEAD THE WAY

Wide receivers Travell Harris and Calvin Jackson head into the Sun Bowl among the Pac-12 leading receivers after both earned All-Pac-12 second-team honors, the first set of Cougar wideouts to earn all-conference first or second team since Michael Bumpus (1st) and Jason Hill (2nd) in 2004 and both are the first WSU wide receivers to earn first or second-team honors since Gabe Marks was a first-team selection in 2015 and 2016. Harris earned his third career All-Pac-12 accolade after earning honorable mention in 2018 and 2020. The Tampa, Fla. native is third in the Pac-12 with 73 receptions, third with 801 receiving yards, second in the league with nine touchdown catches and sixth in the league with 105.4 all-purpose yards-per-game. Harris recorded a pair of 100-yard games (Oregon State, at Oregon) in 2021 and enters the bowl game tenth in WSU history with 176 career catches. Jackson Jr. earned his first career All-Pac-12 accolade after finishing the regular season fourth in the league with 63 receptions, second with 955 receiving yards, first with 79.6 receiving yards-per-game and third with seven touchdown catches. The Fort Lauderdale, Fla. Native was added the Biletnikoff Award Watch List midway through season, recorded a pair of 100-yard games (at Arizona State, Arizona), was third in the league with 387 yards after the catch and third with 37 catches for a first down.

### JAHAD WOODS CAPS RECORD-SETTING COUGAR CAREER

Linebacker Jahad Woods has produced another impressive year in his final season at WSU, earning his fourth-straight All-Pac-12 honorable mention selection after starting all 12 games at WIL linebacker and tallied 100 tackles, good for fourth in the conference. The San Diego native was second on the team with six tackles-for-loss, picked off one pass and forced two fumbles. Woods enters the Sun Bowl fourth in WSU history with 419 career tackles along with a WSU-record 10 career forced fumbles, a WSU-record 50 career starts and sharing the WSU record for career games played (55) with fellow linebacker Justus Rogers.

### JAYDEN DE LAURA NAMED PAC-12 OFFENSIVE FRESHMAN OF THE YEAR

Quarterback Jayden de Laura, playing his first full season, was named the Pac-12 Offensive Freshman of the Year and All-Pac-12 honorable mention after leading the Pac-12 with 2,751 passing yards, 23 passing touchdowns, 250.1 passing yards-per-game. The Honolulu, Hawaii native threw three-plus touchdowns five times this season and led the Cougars to seven wins, including a 40-13 Apple Cup win where he earned Pac-12 Freshman of the Week accolades after completing 27-of-32 passes for an 84.3 completion percentage, the best completion percentage by a Cougar quarterback in an Apple Cup. De Laura also rushed for three scores and owns five career games with a rushing TD and passing TD.

### SUPERBACKS LEAD THE RUN-AND-SHOOT

Cougar running backs served all-purpose roles for the Air Raid and increased their production in the run-n-shoot offense • last season, Deon McIntosh rushed for a career-high 147 yards in the win at Oregon State, the most by a Coug since Dwight Tardy's 214 yards against UCLA in 2007 • Borghi opened the 2021 season with 86 rushing yards including a 64-yard rushing touchdown against Utah State • Borghi, McIntosh and Jayden de Laura each rushed for a touchdown against Portland State • in the win at Cal, Borghi and McIntosh combined for 93 rush yards and 6.2 yards-per-carry • in the win over Oregon State, the two combined for 98 rush yards and each scored a touchdown, Borghi (2-yard rush) and McIntosh (1-yard rec) • in the win over Stanford, Borghi rushed for 89 yards and a pair of 2-yard TD runs • against BYU, Borghi rushed for a career-high 3 TD (11,1,1) • in the win at Arizona State, WSU carried 42 carries 166 yards and 2 TD, the most carries by a WSU team since 2010 • in the win over Arizona, WSU rushed for a season-high 223 yards led by Borghi's career-high 139 and a season-high 73 from McIntosh • in the Apple Cup win, WSU's 41 carries were the most in an Apple Cup since 2005 (47) and the 209 rush yards were the most in an Apple Cup since 2005 (224) • in the Apple Cup, Borghi rushed a career-high 22 times for 129 yards and 2 TD (32, 1), WSU's 1st 100-yard rusher in an Apple Cup since Chris Ivory's 114 in 2007 • Deon McIntosh matched a season-high with 16 carries, rushed for 49 yards and a TD in the Apple Cup

### COUGAR DEFENSE CONTINUES TO IMPROVE

• Since 2015, the Cougars are 34-11 when forcing multiple turnovers • WSU opened 2021 by forcing a pair of turnovers against Utah State, recorded two more against Portland State and added 3 more takeaways along with 9 TFL against USC • WSU forced 6 fumbles and recovered 3 at Utah • in the win at Cal, WSU allowed just 273 yards of total offense, the fewest yards allowed since San Jose State in 2018 (109) • in the win over Oregon State, WSU picked off two passes and allowed just 158 pass yards • in the win over Stanford, WSU recovered 2 more fumbles, tallied 8 TFL including 4 sacks • in the win at Arizona State, WSU recorded 5 takeaways (3 FUM, 2 INT), the most since forcing 7 turnovers at Utah in 2017 • WSU held Arizona State to 21 points, the fewest allowed at ASU since allowing 16 in 2001 (last 9 meetings), fewest allowed to ASU overall since allowing 19 in 2003, a 34-19 win in Pullman • WSU tallied 2 more takeaways at No. 3 Oregon, recovering 2 fumbles • in the Apple Cup win, WSU picked off 4 passes for the 1st time since 2017 at Utah and were the most interceptions in an Apple Cup since 1997 (5) • WSU recorded its 1st interception return for a TD in an Apple Cup since Eric Frampton in 2006 • Armani Marsh picked off two passes in the Apple Cup, was the 1st Coug with 2 INT in an Apple Cup since Lamont Thompson picked off 3 passes in the 1997 win • WSU's leads the Pac-12 in red zone defense (34-46) • WSU enters the Sun Bowl third in the country with 13 fumble recoveries • WSU's 27 takeaways lead the Pac-12 and are fourth-most in the country

### COUGARS NOTCH 40-13 WIN IN RECORD-SETTING APPLE CUP

Washington State snapped a seven-game Apple Cup skid with a dominating 40-13 win in Seattle in the Nov. 26 regular-season finale. • WSU's 27-point victory was its largest Apple Cup win in program history, the 40 points were the most scored in an Apple Cup since 2007 (42) and 5th-most scored by WSU in Apple Cup history. • WSU picked off 4 passes for the 1st time since 2017 at Utah and were the most interceptions in an Apple Cup since 1997 (5) • Armani Marsh was the 1st Coug with two interceptions in an Apple Cup since Lamont Thompson picked off 3 passes in the 1997 win and Marsh' 28-yard pick-6 was WSU's first interception return for a TD since Eric Frampton in 2006 • WSU's 41 carries were the most in an Apple Cup since 2005 (47) and the 209 rush yards were the most in an Apple Cup since 2005 (224) • Max Borghi rushed a career-high 22 times for 129 yards and 2 TD (32, 1), WSU's 1st 100-yard rusher in an Apple Cup since Chris Ivory's 114 in 2007 • Jayden de Laura completed 27-of-32 passes (84.3), the highest completion pct. by a Cougar QB in Apple Cup history and 4th-best completion percentage in WSU single-game history • Dean Janikowski connected on 4 FG (31, 25, 41, 39), the 1st 4-FG game since Erik Powell in 2017 at Utah and the 3rd in the Apple Cup history, tying Drew Dunning for most made FG in program history (2002, 2003)

**BY THE NUMBERS**

CATEGORY	2021
RECORD	7-5
PAC-12	6-3
NORTH	4-1
SOUTH	2-2
HOME	4-3
AWAY	3-2
NUETRAL	
DAY	4-3
NIGHT	3-2
TV GAMES	7-5
ESPN	0-1
ESPNU	1-0
FOX	0-1
FOX Sports 1	2-1
Pac-12 Network	4-2
SCORING FIRST	5-3
OPPONENT SCORES FIRST	2-2
LEADING AT HALFTIME	6-2
TRAILING AT HALFTIME	1-1
TIED AT HALFTIME	0-2
LEADING AFTER 3 QUARTERS	6-2
TRAILING AFTER 3 QUARTERS	0-3
TIED AFTER 3 QUARTERS	1-0
LEADING WITH 5 MINUTES REMAINING	6-2
TRAILING WITH 5 MINUTES REMAINING	1-3
TIED WITH 5 MINUTES REMAINING	
SCORING FEWER THAN 20 POINTS	0-3
SCORING 20-29 POINTS	1-2
SCORING 30-39 POINTS	3-0
SCORING 40+ POINTS	3-0
ALLOWING FEWER THAN 20 POINTS	3-0
ALLOWING 20-29 POINTS	3-3
ALLOWING 30-39 POINTS	1-1
ALLOWING 40+ POINTS	0-1
RUSHING FOR LESS THAN 50 YARDS	
RUSHING FOR 51-99 YARDS	1-4
RUSHING FOR 100+ YARDS	4-1
RUSHING FOR 200+ YARDS	2-0
ALLOWING LESS THAN 100 RUSHING YARDS	2-1
ALLOWING 100-199 RUSHING YARDS	4-0
ALLOWING 200+ RUSHING YARDS	1-4
PASSING FOR LESS THAN 300 YARDS	5-5
PASSING FOR 300-399+ YARDS	2-0
PASSING FOR 400-499 YARDS	
ALLOWING LESS THAN 200 PASSING YARDS	3-3
ALLOWING 200-299 PASSING YARDS	3-1
ALLOWING 300-399 PASSING YARDS	1-1
ALLOWING 400+ PASSING YARDS	
TOTALING LESS THAN 300 YARDS	0-1
TOTALING 300-399 YARDS	2-4
TOTALING 400-499 YARDS	5-0
TOTALING 500-599 YARDS	
TOTALING 600+ YARDS	
ALLOWING LESS THAN 300 TOTAL YARDS	2-0
ALLOWING 300-399 TOTAL YARDS	2-2
ALLOWING 400-499 TOTAL YARDS	3-3
ALLOWING 500+ TOTAL YARDS	
COMMITTING NO TURNOVERS	3-0
COMMITTING 1 TURNOVER	3-2
COMMITTING 2 TURNOVERS	1-0
COMMITTING 3+ TURNOVERS	0-3
NO TAKEAWAYS	0-1
FORCING 1 TURNOVER	2-0
FORCING 2 TURNOVERS	3-2
FORCING 3+ TURNOVERS	2-2

**BRENNAN JACKSON EARNS COSIDA ACADEMIC ALL-DISTRICT HONORS**

EDGE Brennan Jackson was named to the 2021 Academic All-District Team selected by CoSIDA. Jackson recorded a 3.31 grade-point-average while earning his bachelor's degree in business administration and owns a 4.00 GPA while working towards his MBA. The redshirt-junior is the first Cougar to earn academic all-district honors since wide receiver Brandon Arconado and defensive lineman Dallas Hobbs each earned first-team accolades in 2019.

**CALVIN JACKSON JR. ADDED TO BILETNIKOFF AWARD WATCH LIST**

Wide receiver Calvin Jackson Jr. was added to the 2021 Biletnikoff Award Watch List, The Tallahassee Quarterback Club Foundation announced Nov. 3, joining running back Max Borghi who was named to the same watch list prior to the season. The Biletnikoff Award annually recognizes the college football season's outstanding FBS receiver. Any player, regardless of position (wide receiver, tight end, slot back, and running back) who catches a pass is eligible for the award. As such, the Biletnikoff Award recognizes college football's outstanding receiver, not merely college football's outstanding wide receiver. The Fort Lauderdale, Fla. native caught two touchdowns in the win at California, had nine catches in the win over Oregon State, had a touchdown grab in the win over Stanford, caught eight passes for a career-high 139 yards with a 45-yard touchdown catch in the win at Arizona State and had two more touchdown grabs in the win over Arizona.

**LEADERSHIP CHANGE WITH FOOTBALL PROGRAM**

October 18, due to the requirements set forth in Washington Governor Jay Inslee's Proclamation 21-14.1, Nick Rolovich was no longer able to fulfill the duties as the football head coach at Washington State University. In addition, four football assistant coaches, Ricky Logo, John Richardson, Craig Stutzmann and Mark Weber, are also not in compliance with the Proclamation. As a result, Washington State University has initiated the separation process based on the terms of their respective contracts, effective immediately. Proclamation 21-14.1, prohibits, "Any State Agency from permitting any Worker to engage in work for the agency after October 18, 2021, if the Worker has not been fully vaccinated against COVID-19 and provided proof thereof to the agency."

**WSU, GESA CREDIT UNION ANNOUNCE GESA FIELD**

Washington State and Gesa Credit Union announced a partnership to provide Gesa the naming rights to the playing surface at Martin Stadium, now named Gesa Field, pronounced gee-sah. The 10-year agreement is valued at a minimum \$11 million, that will escalate as additional Gesa consumer-based incentives are reached. The agreement with WSU Athletics will formalize the first major sponsorship announced under the new Gesa Credit Union which recently merged with Inspirus Credit Union making it the second-largest credit union in the state.

**COUGARS PARTNERED IN PAC-12 MENTAL HEALTH WEEK**

WSU partnered with Hilinski's Hope, Dam Worth It and The Hidden Opponent as part of the Pac-12 Mental Health Week last week. The week, hosted in conjunction with College Football Mental Health Week, focused on a series of mental health initiatives. Pac-12 Mental Health Week was a conference-wide week of action to end mental health stigma, increase mental health awareness, and supply resources for student athletes. Dam Worth It, The Hidden Opponent and Hilinski's Hope were all founded out of the Pac-12 to focus on ending stigma and increasing mental health resources for student-athletes. The Cougar football team will wear a helmet sticker showcasing a lime green ribbon, the official ribbon showing solidarity for those struggling with mental health and illness, with a "3" on the right corner.

**COUGAR FOOTBALL BROADCAST TEAM**

Matt Chazanow is in his seventh season as the play-by-play voice for Cougar football, men's basketball and baseball broadcasts. Joining Chazanow for his fourth season will be former Cougar quarterback Alex Brink who is the only WSU quarterback to win three Apple Cups and was later a seventh-round draft pick by the Houston Texans. Returning for her ninth season as the sideline reporter is Jessamyn McIntyre, an executive producer for Q13 FOX in Seattle.

**COUGAR FOOTBALL HIRES COORDINATORS ERIC MORRIS, BRIAN WARD FOR 2022**

Cougar Football Head Coach Jake Dickert announced Dec. 8 that Eric Morris and Brian Ward will join the Cougar Football staff. Morris will serve as the offensive coordinator and quarterbacks coach, while Ward will be the defensive coordinator and linebackers coach. "Throughout the process it became evident to me that Eric Morris was the best fit for the future of our program," said Dickert. "He is a bright offensive mind that attacks defenses in a multitude of ways and will use the skill sets of our players to create an explosive offensive identity. His experience building a successful program as a head coach was just another factor of why we are so excited to have him lead our offense for many years to come. "I have known Brian Ward a long time and he has proven at every stop to be a tremendous leader and teacher of our defensive scheme," Dickert said while discussing WSU's new defensive coordinator. "There is no one I trust more than Brian to continue to build on our defensive success well into the future." Morris, who spent the 2012 season coaching inside receivers for the Cougars, returns to Pullman after spending the past four seasons as head coach at the University of Incarnate Word in San Antonio, Texas. This past season, Morris guided the Cardinals to the Southland Conference title, reached the NCAA FCS Second Round, and finished with a 10-3 record, the winningest record in program history. Prior to Incarnate Word, Morris spent five seasons (2013-17) as the offensive coordinator at his alma mater, Texas Tech where the offense was highlighted by quarterback Patrick Mahomes, who Morris recruited and coached in Lubbock. Ward begins his first season in Pullman having spent the past two years as defensive coordinator at the University of Nevada. This past season, Nevada posted an 8-4 record. Ward guided an opportunistic defense during his time in Reno, showing marked improvement in total defense, scoring defense, and most notably, turnovers gained from the year prior to his arrival (2019) to this season. The Nevada defense allowed 24.4 points per game this season, 7.5 better than in 2019. The Wolf Pack defense also improved from 48th in turnovers gained in 2019 (19) to eighth this season with 25. Prior to his time in Reno, Ward spent four seasons (2016-19) at Syracuse, where he served as the defensive coordinator and worked with the linebackers. The rise of the Syracuse defense played a large role in the Syracuse's win over No. 2 Clemson in 2017 and its 10-3 season in 2018 where the Orange finished the year ranked 14th in the nation and defeated No. 15 West Virginia in the 2018 Camping World Bowl.

### COUGS IN THE TOP-25

	AP	COACHES	CFP
Preseason	-	-	-
Week 2	-	-	-
Week 3	-	-	-
Week 4	-	-	-
Week 5	-	-	-
Week 6	-	-	-
Week 7	-	-	-
Week 8	-	-	-
Week 9	-	-	-
Week 10	-	-	-
Week 11	-	-	-
Week 12	-	-	-
Week 13	-	-	-
Week 14	-	-	-
Week 15	-	-	-
Week 16	-	-	-
Week 17	-	-	-
Final	-	-	-

### COUGAR FOOTBALL

<b>WSU ALL-TIME RECORD</b>	564-568-45 (126th Season)
<b>CONFERENCE RECORD</b>	293-385-25

<b>WSU BOWL RECORD</b>	8-8 (16 Bowl Games)
<b>1916 Rose Bowl</b>	WSU def. Brown, 14-0
<b>1931 Rose Bowl</b>	Alabama def. WSU, 24-0
<b>1981 Holiday Bowl</b>	BYU def. WSU, 38-36
<b>1988 Aloha Bowl</b>	WSU def. Houston 24-22
<b>1992 Copper Bowl</b>	WSU def. Utah, 31-28
<b>1994 Alamo Bowl</b>	WSU def. Baylor, 10-3
<b>1998 Rose Bowl</b>	Michigan def. WSU, 21-16
<b>2001 Sun Bowl</b>	WSU def. Purdue, 33-27
<b>2003 Rose Bowl</b>	Oklahoma def. WSU, 34-14
<b>2003 Holiday Bowl</b>	WSU def. Texas, 28-20
<b>2013 New Mexico Bowl</b>	Colorado State def. WSU, 48-45
<b>2015 Sun Bowl</b>	WSU def. Miami, 20-14
<b>2016 Holiday Bowl</b>	Minnesota def. WSU, 17-12
<b>2017 Holiday Bowl</b>	Michigan State def. WSU, 42-17
<b>2018 Alamo Bowl</b>	WSU def. Iowa State, 28-26
<b>2019 Cheez-It Bowl</b>	Air Force def. WSU, 31-21
<b>2021 Sun Bowl</b>	vs. Central Michigan

### 15 COUGS ENTERED 2020 WITH DEGREES

Renard Bell	Social Science
Brian Greene	History
Jarrett Guarantano	Psychology
Travell Harris	Sport Management
George Hicks	Political Science
Tyrone Hill	Social Science
Dallas Hobbs	Digital Technology & Culture
Calvin Jackson, Jr.	Humanities
Brennan Jackson	Business Administration
Armani Marsh	Sport Management
Deon McIntosh	Social Science
Christian Mejia	Kinesiology
Justus Rodgers	Business Administration
Liam Ryan	Criminal Justice
Jahad Woods	Humanities

### JASON HANSON INDUCTED INTO NFF COLLEGE FOOTBALL HALL OF FAME

The National Football Foundation (NFF) & College Hall of Fame formally inducted the 2020 and 2021 College Football Hall of Fame Classes during the 63rd NFF Annual Awards Dinner at the ARIA Resort & Casino in Las Vegas December 7. Washington State Hall of Famer and All-American kicker Jason Hanson, part of the 2020 class, became the fifth Cougar player inducted into the College Hall of Fame. A two-time First Team All-America kicker, Hanson became Washington State's first unanimous selection during his sophomore year and was recognized by the FWAA in 1991. He was also a Third Team All-America punter as a junior and was named to the Freshman All-America Team in 1988. The Spokane, Washington, native holds several NCAA records, including career field goals of 40 yards or more (39) and 50 yards or more (20). A four-time First Team All-Pac-10 selection, Hanson earned the honor as a both a kicker and a punter in 1990. He set the Pac-10 record by making 57.1 percent of his field goals from 50 yards or longer, highlighted by a still-standing Washington State and conference record 62-yarder against UNLV in 1991. Hanson set 15 school records by career's end, and he currently ranks second all-time at Washington State in career points (328), field goals made (63) and PATs made (139). As a freshman for College Football Hall of Fame coach Dennis Erickson, Hanson helped the Cougars to a No. 16 final ranking and an Aloha Bowl victory, securing the school's first postseason win in 73 seasons and its first nine-win season since 1930. He was also key in leading the Cougars to their first-ever win against a No. 1 team in 1988 against UCLA, in which he kicked field goals of 48 and 50 yards. Matching his on-field success in the classroom, the 1991 NFF National Scholar-Athlete was a three-time First Team Academic All-American and First Team Academic All-Pac-10 honoree. A teammate of Hall of Famer Mike Uteley during his time in Pullman, Hanson capped his standout collegiate career playing in both the East-West Shrine Game and Hula Bowl. A second-round pick in the 1992 NFL Draft, Hanson spent 21 seasons with the Detroit Lions. The fourth-leading scorer in NFL history is the only player with 2,000 career points for one franchise, and he was the first player to play 300 games for one team. The two-time Pro Bowler holds every placekicking record in Lions history, and he was inducted into the team's ring of honor in 2013. An active Christian speaker, Hanson has participated in Habitat for Humanity and helped establish Providence Youth Outreach in Pontiac, Michigan, which helps at-risk youth. A member of the Pac-12 All-Century Team and Detroit Lions 75th Season All-Time Team, he has been inducted into the Washington State University Athletics, State of Michigan Sports and CoSIDA Academic All-America halls of fame. Hanson becomes the fifth Cougar player in the College Football Hall of Fame, joining Glen Edwards (1929-31), Mel Hein (1928-30), Rueben Mayes (1982-85) and Mike Uteley (1985-88). Four former Washington State coaches are also in the Hall: William "Lone Star" Dietz (1915-17), Dennis Erickson (1987-88), Forest Evashevski (1950-51) and Babe Hollingbery (1926-42).

### COUGS IN THE NFL (8)

PLAYER	TEAM
River Cracraft (WR)	San Francisco
Andre Dillard (OL)	Philadelphia
Daniel Ekuale (DL)	New England
Frankie Luvu (LB)	Carolina
Gardner Minshew II (QB)	Philadelphia
Dezmon Patmon (WR)	Indianapolis
Jalen Thompson (DB)	Arizona
Easop Winston Jr. (WR)	New Orleans

### WASHINGTON STATE IN OVERTIME

DATE	OPPONENT	SITE	OVERTIMES	RESULT
11/23/96	Washington	Pullman	1	L, 24-31
10/25/97	Arizona	Pullman	1	W, 35-34
10/14/00	Arizona	Tucson, Ariz.	3	L, 47-53
10/21/00	Arizona State	Pullman	1	L, 20-23
11/4/00	Oregon	Pullman	1	L, 24-27
10/5/02	USC	Pullman	1	W, 30-27
11/23/02	Washington	Pullman	3	L, 26-29
11/6/03	Notre Dame	South Bend, Ind.	1	L, 26-29
10/15/05	UCLA	Pullman	1	L, 41-44
11/22/08	Washington	Pullman	2	W, 16-13
9/19/09	SMU	Pullman	1	W, 33-30
11/19/11	Utah	Pullman	1	L, 27-30
11/23/12	Washington	Pullman	1	W, 31-28
10/10/15	Oregon	Eugene, Ore.	2	W, 45-38
9/9/17	Boise State	Pullman	3	W, 47-44
<b>TOTAL</b>				<b>7-8</b>

## 2021 COUGAR ACCOLADES

**RENARD BELL (WR)**

Preseason All-Pac-12 Third Team (Athlon)  
 Preseason All-Pac-12 First Team (Phil Steele)  
 Preseason All-Pac-12 Honorable Mention (Media)

**MAX BORGHI (RB)**

Doak Walker Award Watch List (Top running back)  
 Biletnikoff Award Watch List (Top receiver)  
 Preseason All-Pac-12 Second Team (Phil Steele)  
 Preseason All-Pac-12 First Team (Athlon, Media)  
 All-Pac-12 Third Team (Phil Steele)  
 All-Pac-12 Honorable Mention

**JAYDEN DE LAURA (QB)**

WSU Offensive Player of the Week (Portland State)  
 Davey O'Brien Award Great 8 Performance (Oregon State)  
 The Rose Bow Game Pac-12 Player of the Week (Oregon State)  
 WSU Offensive Player of the Week (at Washington)  
 Pac-12 Freshman Offensive Player of the Week (at Washington)  
 All-Pac-12 Second Team (Phil Steele)  
 All-Pac-12 Honorable Mention  
 Pac-12 Offensive Freshman Player of the Year  
 Polynesian College Football Player of the Year Finalist

**ANDREW EDSON (EDGE)**

WSU Defensive Player of the Week (Portland State)

**BRIAN GREENE (OL)**

Rimington Trophy Watch List (Top College Center)

**JARRETT GUARANTANO (QB)**

Johnny Unitas Golden Arm Award Watch List (Top Upperclassmen QB)

**NICK HABERER (P)**

All-True Freshman Team (PFF College)

**TRAVELL HARRIS (KR/WR)**

Paul Hornung Award Watch List (Most Versatile Player)  
 Preseason All-Pac-12 Third Team (Athlon, Phil Steele)  
 Preseason All-Pac-12 Honorable Mention (Media)  
 WSU Special Teams Player of the Week (Portland State)  
 Pac-12 Special Teams Player of the Week (Portland State)  
 All-Pac-12 Second Team (Phil Steele)  
 All-Pac-12 Second Team

**GEORGE HICKS III (DB)**

WSU Defensive Player of the Week (Oregon State)  
 Pac-12 Defensive Player of the Week (Oregon State)

**DALLAS HOBBS (DL)**

All State AFCA Good Works Team Nominee

**JOEY HOBERT (WR)**

WSU Special Teams Player of the Week (Arizona)

**DANIEL ISOM (DB)**

Preseason All-Pac-12 Fourth Team (Phil Steele)  
 All-Pac-12 Fourth Team (Phil Steele)  
 All-Pac-12 Honorable Mention

**BRENNAN JACKSON (EDGE)**

Preseason All-Pac-12 Fourth Team (Athlon)  
 Preseason All-Pac-12 Second Team (Phil Steele)  
 Preseason All-Pac-12 Honorable Mention (Media)  
 WSU Defensive Player of the Week (at Cal)  
 Pac-12 Defensive Lineman of the Week (at Cal)  
 Pac-12 Defensive Lineman of the Week (Stanford)  
 All-Pac-12 Third Team (Phil Steele)  
 CoSIDA Academic All-District 8 First Team  
 All-Pac-12 Honorable Mention

**CALVIN JACKSON JR. (WR)**

WSU Offensive Player of the Week (at Cal)  
 WSU Offensive Player of the Week (at Arizona State)  
 Biletnikoff Award Watch List (Top college receiver)  
 All-Pac-12 First Team (Phil Steele)  
 All-Pac-12 Second Team

**DEAN JANIKOWSKI (K)**

WSU Special Teams Player of the Week (at Washington)  
 Pac-12 Special Teams Player of the Week (at Washington)  
 All-Pac-12 First Team (Phil Steele)  
 All-Pac-12 First Team

**ABE LUCAS (OL)**

Outland Trophy Watch List (Top interior lineman)  
 Reese's Senior Bowl Watch List  
 Preseason All-Pac-12 First Team (Athlon, Phil Steele, Media)  
 WSU Offensive Player of the Week (Stanford)  
 Reese's Senior Bowl (Accepted)  
 Reese's Senior Bowl All-America Team  
 All-Pac-12 First Team (Phil Steele)  
 All-Pac-12 First Team  
 All-America Honorable Mention (Phil Steele)

**ARMANI MARSH (DB)**

WSU Defensive Player of the Week (at Cal)  
 Burlsworth Trophy Nominee (Top former walk-on)  
 WSU Defensive Player of the Week (at Washington)  
 Pac-12 Defensive Player of the Week (at Washington)  
 All-Pac-12 Honorable Mention

**FRANCISCO MAUIGOA (LB)**

WSU Special Teams Player of the Week (Oregon State)

**LIAM RYAN (OL)**

Preseason All-Pac-12 Second Team (Phil Steele)  
 Preseason All-Pac-12 Honorable Mention (Media)  
 WSU Offensive Player of the Week (Oregon State)  
 Pac-12 Offensive Lineman of the Week (Oregon State)

**SIMON SAMARZICH (LS)**

Preseason All-Pac-12 Fourth Team (Phil Steele)  
 All-Pac-12 Third Team (Phil Steele)

**RON STONE JR. (EDGE)**

Preseason All-Pac-12 Fourth Team (Phil Steele)  
 WSU Special Teams Player of the Week (at Cal)  
 WSU Defensive Player of the Week (Stanford)  
 WSU Defensive Player of the Week (at Arizona State)  
 Pac-12 Defensive Lineman of the Week (at Arizona State)  
 All-Pac-12 Second Team (Phil Steele)  
 All-Pac-12 First Team

**DE'ZHAUN STRIBLING (WR)**

All-Pac-12 Fourth Team (Phil Steele)  
 All-Pac-12 Honorable Mention

**LINCOLN VICTOR (WR)**

WSU Special Teams Player of the Week (Stanford)  
 All-Pac-12 Honorable Mention (All-Purpose/Special Teams)

**JAYLEN WATSON (DB)**

Preseason All-Pac-12 Third Team (Athlon, Phil Steele)  
 Preseason All-Pac-12 Honorable Mention (Media)  
 All-Pac-12 Third Team (Phil Steele)  
 Reese's Senior Bowl (Accepted)  
 All-Pac-12 Honorable Mention

**BEN WILSON (LB)**

WSU Special Teams Player of the Week (at Arizona State)

**JAHAD WOODS (LB)**

Preseason All-Pac-12 Second Team (Athlon)  
 Preseason All-Pac-12 Third Team (Phil Steele)  
 Preseason All-Pac-12 Honorable Mention (Media)  
 WSU Defensive Player of the Week (Arizona)  
 Pac-12 Defensive Player of the Week (Arizona)  
 All-Pac-12 Second Team (Phil Steele)  
 All-Pac-12 Honorable Mention

**SCOUT TEAM PLAYERS OF THE WEEK**

Utah State - None  
 Portland State - Alec Eckert (Defense), Syr Riley (Offense), Kannon Katzer (Special Teams)  
 USC - None  
 at Utah - None  
 at Cal - Gavin Barthiel (Defense), Chris Irvin (Offense), Leon Neal Jr. (Special Teams)  
 Oregon State - Gio Iovino (Defense), Josh Meredith (Offense), Lawrence Falatea (Special Teams)  
 Stanford - Josh Earling (Offense), Zane Thornton (Defense), Adrian Shepherd (Special Teams)  
 BYU - None  
 at Arizona State - Jack Wilson (Offense), David Gusta (Defense), Gavin Barthiel (Special Teams)  
 at Oregon - None  
 Arizona - Luke Holcomb (Offense), Alec Eckert (Defense), Josh Meredith (Special Teams)  
 at Washington - Raam Stevenson (Offense), Cole Norah (Defense), Quinn McCarthy (Special Teams)

### CAREER 100-YD REC GAMES

#1 TRAVELL HARRIS				
YDS	REC	TD	GAME	
1. 107	7	2	at Oregon State (2020)	
2. 147	8	0	OREGON STATE (2021)	
3. 109	8	1	at Oregon (2021)	

#8 CALVIN JACKSON JR.				
YDS	REC	TD	GAME	
1. 139	8	1	at Arizona State (2021)	
2. 133	4	2	ARIZONA (2021)	

#9 RENARD BELL				
YDS	REC	TD	GAME	
1. 107	7	0	Boise State (2017)	
2. 113	4	0	Nevada (2017)	
3. 101	3	0	USC (2017)	
4. 108	8	2	OREGON STATE (2019)	
5. 158	10	1	OREGON (2020)	

### CAREER 100-YD RUSH GAMES

#3 DEON MCINTOSH				
YDS	ATT	TD	GAME	
1. 147	18	1	at Oregon State (2020)	

#21 MAX BORGHI				
YDS	ATT	TD	GAME	
1. 128	10	1	NEW MEXICO STATE (2019)	
2. 123	15	0	UCLA (2019)	
3. 105	12	1	COLORADO (2019)	
4. 111	15	1	STANFORD (2019)	
5. 139	16	2	ARIZONA (2021)	
6. 129	22	2	at Washington (2021)	

### TRAVELL HARRIS RETURNS

#1 TRAVELL HARRIS KICK RETURNS (40+)				
KICK RETURN		GAME		
1.	100	EASTERN WASHINGTON (2018)		
2.	83	STANFORD (2019)		
3.	50	PORTLAND STATE (2021)		
4.	47	WASHINGTON (2018)		
5.	46	CALIFORNIA (2018)		
6.	45	vs. Iowa State (2018)		
7.	43	at Utah (2020)		

#1 TRAVELL HARRIS PUNT RETURNS (20+)				
PUNT RETURN		GAME		
1.	25	USC (2021)		
2.	22	PORTLAND STATE (2021)		

### CAREER 10+ TACKLE GAMES

#3 DANIEL ISOM				
TACKLES		GAME		
1.	11	at Utah (2019)		
2.	10	OREGON (2020)		

#8 ARMANI MARSH				
TACKLES		GAME		
1.	12	at California (2021)		

#13 JAHAD WOODS				
TACKLES		GAME		
1.	11	ARIZONA (2018)		
2.	10	NORTHERN COLORADO (2019)		
3.	12	UCLA (2019)		
4.	11	at Utah (2019)		
5.	11	at Arizona State (2019)		
6.	13	at Oregon (2019)		
7.	13	at California (2019)		
8.	10	OREGON STATE (2019)		
9.	10	at Washington (2019)		
10.	20	vs. Air Force (2019)		
11.	11	OREGON (2020)		
12.	13	UTAH STATE (2021)		
13.	16	BYU (2021)		
14.	11	at Arizona State (2021)		
15.	12	at Oregon (2021)		
16.	12	ARIZONA (2021)		

#18 GEORGE HICKS III				
TACKLES		GAME		
1.	10	OREGON STATE (2021)		
2.	10	BYU (2021)		

### SPECIAL TEAMS TACKLES

PLAYER	TOTAL	KICKOFF	PUNT
Francisco Mauigoa	9	8	1
Lincoln Victor	8	6	2
Joey Hobert	5	5	0
Ben Wilson	5	4	1
Kyle Thornton	4	3	1
Chau Smith-Wade	3	1	2
Simon Samarzich	3	0	3
Justus Rogers	2	0	2
Ron Stone Jr.	2	1	1
Travon Brown	2	2	0
Tyrone Hill Jr.	2	2	0
Lucas Dunker Jr.	2	2	0
Henry Kimmins	1	1	0
Armani Marsh	1	1	0
Kaleb Ford-Dement	1	1	0

### CAREER STARTS

	OFFENSE						
	2017	2018	2019	2020	2021	STRK	CAR
Bell (WR)	10	3	12	4	0	-	29
Borghii (RB)	2	13	1	11	7	7	27
de Laura (QB)			4	10	8	14	14
Fifita (OL)		0	0	4	3	4	4
Gomness (OL)		0	0	7	3	7	7
Greene (OL)	0	0	4	5	-	-	9
Guarantano (QB)	6	12	7	7	2	-	34
Harris (WR)	9	3	4	12	16	28	28
Jackson Jr. (WR)	0	0	0	12	12	12	12
Kingston (OL)	0	0	4	12	16	16	16
Lucas (OL)	13	13	4	12	42	42	42
McIntosh (RB)		1	3	1	-	5	5
Ollie (WR)		0	0	12	12	12	12
Ryan (OL)	0	13	13	4	12	42	42
Stribling (WR)					12	12	12

	DEFENSE						
	2017	2018	2019	2020	2021	STRK	CAR
Brown (LB)			5	0	2	-	7
Crowder (DL)		RS	0	3	3	-	6
Edson (EDGE)					1	-	1
Escorcio (DB)				1	0	-	1
Hicks III (DB)	0	0	9	4	10	10	23
Hill Jr. (DB)	0	5	13	6	2	1	26
Hobbs (DL)	RS	0	7	4	0	-	11
Isom (DB)			5	4	11	-	20
C. Jackson (DB)				2	1	-	2
Jackson (EDGE)		RS	0	4	11	8	15
Langford Jr. (DB)			1	1	12	12	14
Marsh (DB)	RS	0	3	4	9	4	16
Mauigoa (LB)					2	-	2
Mejia (DL)	RS	0	0	0	6	-	6
Mujahid (DL)				1	6	5	7
Pule (DL)				0	8	1	8
Rogers (LB)	5	0	13	4	12	29	34
Stone (EDGE)		RS	3	3	11	9	17
Taylor III (EDGE)	RS	10	10	0	1	-	21
Watson (DB)				3	12	13	15
Woods (LB)	10	13	13	4	10	1	50

### STARTING LINEUPS

OFFENSE	LT	LG	C	RG	RT	WR (X)	WR (Y)	WR (Z)	WR (H)	RB	QB
USU	RYAN	KINGSTON	GREENE	BERESFORD	LUCAS	STRIBLING	JACKSON JR.	OLLIE	HARRIS	BORGHI	GUARANTANO
PSU	RYAN	KINGSTON	GOMNESS	BERESFORD	LUCAS	STRIBLING	JACKSON JR.	OLLIE	HARRIS	BORGHI	DE LAURA
USC	RYAN	KINGSTON	GOMNESS	BERESFORD	LUCAS	STRIBLING	JACKSON JR.	OLLIE	HARRIS	BORGHI	DE LAURA
AT UTAH	RYAN	KINGSTON	GOMNESS	FIFITA	LUCAS	STRIBLING	JACKSON JR.	OLLIE	HARRIS	BORGHI	GUARANTANO
AT CAL	RYAN	KINGSTON	GOMNESS	BERESFORD	LUCAS	STRIBLING	JACKSON JR.	OLLIE	HARRIS	MCINTOSH	DE LAURA
OSU	RYAN	KINGSTON	GREENE	BERESFORD	LUCAS	STRIBLING	JACKSON JR.	OLLIE	HARRIS	BORGHI	DE LAURA
STAN	RYAN	KINGSTON	GREENE	BERESFORD	LUCAS	STRIBLING	JACKSON JR.	OLLIE	HARRIS	BORGHI	DE LAURA
BYU	RYAN	KINGSTON	GREENE	BERESFORD	LUCAS	STRIBLING	JACKSON JR.	OLLIE	HARRIS	BORGHI	DE LAURA
AT ASU	RYAN	KINGSTON	GREENE	BERESFORD	LUCAS	STRIBLING	JACKSON JR.	OLLIE	HARRIS	BORGHI	DE LAURA
AT ORE	RYAN	KINGSTON	GOMNESS	FIFITA	LUCAS	STRIBLING	JACKSON JR.	OLLIE	HARRIS	BORGHI	DE LAURA
ARIZ	RYAN	KINGSTON	GOMNESS	FIFITA	LUCAS	STRIBLING	JACKSON JR.	OLLIE	HARRIS	BORGHI	DE LAURA
AT WASH	RYAN	KINGSTON	GOMNESS	FIFITA	LUCAS	STRIBLING	JACKSON JR.	OLLIE	HARRIS	BORGHI	DE LAURA

DEFENSE	EDGE	DT	DT	EDGE	MIKE	WIL	NICKEL	CB	SS	FS	CB
USU	STONE JR.	CROWDER	MEJIA	JACKSON	ROGERS	WOODS	MARSH	LANGFORD JR.	ISOM	DJIBRIL	WATSON
PSU	STONE JR.	PULE	MEJIA	JACKSON	ROGERS	WOODS	ISOM	LANGFORD JR.	HILL JR.	DJIBRIL	WATSON
USC	TAYLOR III	PULE	MEJIA	JACKSON	ROGERS	WOODS	MARSH	LANGFORD JR.	ISOM	HICKS III	WATSON
AT UTAH	STONE JR.	PULE	MEJIA	EDSON	ROGERS	WOODS	MARSH	LANGFORD JR.	ISOM	HICKS III	WATSON
AT CAL	STONE JR.	PULE	MUJAHID	JACKSON	ROGERS	WOODS	MARSH	LANGFORD JR.	ISOM	HICKS III	WATSON
OSU	STONE JR.	CROWDER	MEJIA	JACKSON	ROGERS	WOODS	MARSH	LANGFORD JR.	ISOM	HICKS III	WATSON
STAN	STONE JR.	CROWDER	MEJIA	JACKSON	ROGERS	BROWN	MAUIGOA (LB)	LANGFORD JR.	ISOM	HICKS III	WATSON
BYU	STONE JR.	PULE	MUJAHID	JACKSON	ROGERS	WOODS	MARSH	LANGFORD JR.	ISOM	HICKS III	WATSON
AT ASU	STONE JR.	PULE	MUJAHID	JACKSON	ROGERS	WOODS	MARSH	LANGFORD JR.	ISOM	HICKS III	WATSON
AT ORE	STONE JR.	PULE	MUJAHID	JACKSON	ROGERS	WOODS	MARSH	LANGFORD JR.	ISOM	HICKS III	WATSON
ARIZ	STONE JR.	JACKSON (CB)	MUJAHID	JACKSON	ROGERS	BROWN	MAUIGOA (LB)	LANGFORD JR.	ISOM	HICKS III	WATSON
AT WASH	STONE JR.	PULE	MUJAHID	JACKSON	ROGERS	WOODS	MARSH	LANGFORD JR.	ISOM	HICKS III	WATSON



### #0 JAYLEN WATSON - RS-SR., DB

Season-High	Career-High
6, USC (9/18/21)	TKLS 6 (2x), Last - USC (9/18/21)
1, OREGON STATE (10/9/21)	TFL 1 (2x), Last - OREGON STATE (10/9/21)
	SACKS
1 (3x), Last - STANFORD (10/16/21)	PBU 1 (5x), Last - STANFORD (10/16/21)
1 (2x), Last - at Arizona State (10/30/21)	INT Same

#### CAREER TOTALS

DEFENSE	G/GS	TT	PT	AT	TFL	SACKS	FF	FR	PD	INT/YDS
2020	3/3	13	11	2	1/-2	0/0	1	1	2	0/0
2021	12/12	31	23	8	1/-8	0/0	0	4	3	2/11
Totals	15/15	44	34	10	2/-10	0/0	1	5	5	2/11

#### 2021 NOTES

• Named to Preseason All-Pac-12 Third Team (Athlon, Phil Steele) and Preseason All-Pac-12 Honorable Mention by the Pac-12 media • made 3 tackles and 1 pass breakup against Utah State • made 1 stop against Portland State • matched career-high with 6 tackles, had 1 PBU and recovered a fumble against USC • made 1 stop and recovered a fumble at Utah • recorded 1st career INT in win at California • had a takeaway in 3 straight games • made 5 tackles including 1 TFL in win over Oregon State • made 2 stops and 1 pass breakup in win over Stanford • made 2 tackles against BYU • made 1 tackle and picked off a pass in win at Arizona State • made 2 tackles and recovered a pair of fumbles at No. 3 Oregon • made 2 stops in win over Arizona • made 5 tackles in Apple Cup win • 2nd in the country with 4 fumble recoveries • **2021 All-Pac-12 Honorable Mention**

### #1 TRAVELL HARRIS - RS-SR., WR

Season-High	Career-High
8 (2x), Last - at Oregon (11/13/21)	REC 9, OREGON (11/14/20)
147, OREGON STATE (10/9/21)	YARDS Same
2 (2x), Last - ARIZONA (11/19/21)	TD 2 (4x), Last - ARIZONA (11/19/21)
58, OREGON STATE (10/9/21)	REC LONG Same
25, USC (9/18/21)	PR LONG Same
50, PORTLAND STATE (9/11/21)	KR LONG 100, EASTERN WASHINGTON (9/15/18)

#### CAREER STATS

RECEIVING	G/GS	REC	YDS	AVG	TD	LG
2018	13/9	27	309	11.4	1	39
2019	13/3	47	536	11.4	5	54
2020	4/4	29	340	11.7	2	29
2021	12/12	73	801	10.9	9	58
Totals	41/28	176	1986	11.3	17	58

RUSHING	TC	NYG	AVG	TD	LG
2018	0	0	0.0	0	0
2019	1	3	3.0	0	3
2020	5	61	12.2	2	44
2021	1	-3	0.0	0	0
Totals	7	61	8.7	2	44

KICK RETURN	NO	YDS	AVG	TD	LG
2018	25	691	27.6	1	100
2019	33	773	23.4	0	83
2020	8	175	21.9	0	43
2021	16	358	22.4	0	50
Totals	82	1997	24.3	1	100

PUNT RETURN	NO	YDS	AVG	TD	LG
2018	2	6	3.0	0	4
2019	4	23	5.8	0	16
2020	1	10	10.0	0	10
2021	13	109	8.4	0	25
Totals	20	148	7.4	0	25

#### 2021 NOTES

• Named to the Paul Hornung Award Watch List (Most Versatile) • named to Preseason All-Pac-12 Third Team (Athlon, Phil Steele) and Preseason All-Pac-12 Honorable Mention by the Pac-12 media • caught 5 passes and had 28-yard kick return against Utah State • caught 6 passes for 80 yards and 2 TD (19, 13) against Portland State, also had 188 all-purpose yards, a 50-yard kickoff return and career-long 22-yard punt return, named Pac-12 Special Teams Player of the Week • caught 7 passes including 2 TD (12,7) and had a career-long 25-yard punt return against USC • caught 6 passes for 49 yards at Utah • had 7 catches for 46 yards at Cal • made season-high 8 catches for career-high 147 yards in win over Oregon State • caught 5 passes for 71 yards including 32-yard TD in win over Stanford • had 7 catches for 60 yards against BYU • caught 3 passes for 49 yards including 28-yard TD in win at Arizona State • matched season-high with 8 catches for 109 yards with a 2-yard TD at No. 3 Oregon • caught 6 passes for 95 yards with 2 TD (8, 31) in win over Arizona • caught 5 passes in Apple Cup win over Washington • owns 2 100-yard games (Oregon State, at Oregon) and 3 in his career (at Oregon State, 2020) • owns 4,192 career all-purpose yards, 4th-most in WSU history • owns WSU career records for kick returns (82) and kick return yards (1,997) • owns 1 career kickoff return for a TD (100 yards, Eastern Washington, 2018) • owns 7 career kick returns of 40+ yards • in the Pac-12; 3rd in receptions (73), 2nd in rec TD (9) • 6th in Pac-12 in all-purpose yards (105.4) • owns a pair of 20+yard punt returns (22-PSU, 25-USC) • 3rd in Pac-12 with 37 catches for 1st downs • 176 career catches, 10th-most in WSU history • **2021 All-Pac-12 Second Team**

### #1 TYRONE HILL JR. - GR., DB

Season-High	Career-High
6, PORTLAND STATE (9/11/21)	TKLS 15, OHIO (10/5/19)
	TFL 1 (2x), Last - at Kent State (11/14/19)
	SACKS
1, ARIZONA (11/19/21)	PBU 2 (5x), Last - KENT STATE (11/28/20)
	INT

#### CAREER STATS

DEFENSE	G/GS	TT	PT	AT	TFL	SACKS	FF	FR	PD	INT/YDS
2017 (BUF)	4/0	1	1	0	0/0	0/0	0	0	0	0/0
2018 (BUF)	14/5	46	27	19	1.0/-8	0/0	0	2	4	0/0
2019 (BUF)	13/13	70	47	23	3.0/-8	0/0	0	0	10	0/0
2020 (BUF)	6/6	31	17	14	0.5/1	0/0	0	0	6	0/0
2021 (WSU)	11/2	17	10	7	0/0	0/0	0	0	1	0/0
Totals	47/26	165	102	63	4.0/-17	0/0	0	2	21	0/0

#### 2021 NOTES

• Grad transfer from Buffalo • named to All-MAC Second Team and Jim Thorpe Award Watch List in 2019 • did not play in opener against Utah State • made WSU debut, started at SS and made team-high 6 stops against Portland State • made 1 stop against USC • made 4 tackles including 1 on kickoff in win over Stanford • made 1 tackle on kickoff at No. 3 Oregon • made 2 stops and 1 pass breakup in win over Arizona • started at strong safety in Apple Cup, made 3 tackles

### #2 CHRIS JACKSON - RS-JR., DB

Season-High	Career-High
2, ARIZONA (11/19/21)	TKLS 6, at Michigan (10/31/20)
	TFL
	SACKS
	PBU 1, RUTGERS (10/24/20)
	INT

#### CAREER TOTALS

DEFENSE	G/GS	TT	PT	AT	TFL	SACKS	FF	FR	PD	INT/YDS
2018 (MSU)	Redshirt Season									
2019 (MSU)	5/0	1	1	0	0/0	0/0	0	0	0	0/0
2020 (MSU)	4/2	9	5	4	2/-5	0/0	0	0	1	0/0
2021 (WSU)	9/1	3	2	1	0/0	0/0	0	1	0	0/0
Totals	18/3	13	8	5	2/-5	0/0	0	1	1	0/0

#### 2021 NOTES

• Two-year letwinner at Michigan State, transferred to WSU in January • appeared in nine games last two seasons at MSU, made two starts at cornerback (Rutgers, Michigan) • did not play against Utah State, Portland State and USC • made WSU debut on defense at Utah • made 1 tackle at Cal, 1st tackle as a Cougar • recovered a fumble in win over Stanford • started, made 2 stops in win over Arizona

### #3 DANIEL ISOM - RS-SR., DB

Season-High	Career-High
9, at Arizona State (10/30/21)	TKLS 11, at Utah (9/28/19)
0.5 (5x), Last - ARIZONA (11/19/21)	TFL 1, at Utah (9/28/19)
	SACKS 1, at Utah (9/28/19)
2, OREGON STATE (10/9/21)	PBU Same
1, USC (9/18/21)	INT Same

#### CAREER TOTALS

DEFENSE	G/GS	TT	PT	AT	TFL	SACKS	FF	FR	PD	INT/YDS
2016 (NIU)	10/6	41	28	13	0/0	0/0	1	0	6	0/0
2017 (JUCO)	-	-	-	-	-	-	-	-	-	-
2018 (JUCO)	-	-	-	-	-	-	-	-	-	-
2019 (WSU)	9/7	30	26	4	1/-4	1/-4	2	0	2	0/0
2020 (WSU)	4/4	32	17	15	0/0	0/0	0	0	1	0/0
2021 (WSU)	11/11	57	27	30	3.5/-9	1/-5	2	0	3	1/27
Totals	34/28	160	98	62	4.5/-13	2/-9	5	0	12	1/27

#### 2020 NOTES

• Named All-Pac-12 Conference Honorable Mention • started all 4 games at free safety • made team-high 32 tackles along with 1 pass breakup

#### 2021 NOTES

• Name to Preseason All-Pac-12 Fourth Team (Phil Steele) • started at FS and made 1 tackle against Utah State • started at NICKEL, made 2 stops and broke up 1 pass against Portland State • made team-high 7 tackles and recorded 1st career INT against USC • made 6 tackles at Utah • made 5 tackles with 1.5 TFL including a sack in win at Cal • made 7 tackles, forced a fumble and broke up 2 passes in win over Oregon State • made 4 stops and 1 QB hurry in win over Stanford • made 6 tackles against BYU • made 9 tackles and forced a fumble in win at Arizona State • made 8 tackles at No. 3 Oregon • made 2 tackles in win over Arizona • missed Apple Cup with foot injury • **2021 All-Pac-12 Honorable Mention**



### #3 DEON MCINTOSH - RS-SR., RB

Season-High	Career-High
16 (2x), Last - at Washington (11/26/21)	CARRIES 18, at Oregon State (11/7/20)
73, ARIZONA (11/19/21)	RUSH YDS 147, at Oregon State (11/7/20)
1 (3x), Last - at Washington (11/26/21)	RUSH TD 2, at North Carolina (10/7/17)
38, ARIZONA (11/19/21)	RUSH LONG 49, at Oregon State (11/7/20)
4, at Utah (9/25/21)	REC 6, OREGON STATE (11/23/19)
25, UTAH STATE (9/5/21)	REC YDS 93, OREGON STATE (11/23/19)
	REC TD 1 (2x), Last - OREGON STATE (11/23/19)
20, UTAH STATE (9/5/21)	REC LONG 41, OREGON STATE (11/23/19)
82 (2x), Last - OREGON STATE (10/9/21)	ALL-PURPOSE YDS 147, at Oregon State (11/7/20)

#### CAREER STATS

RUSHING	G/GS	TC	NYG	AVG	TD	LG
2017 (ND)	8/0	65	368	5.7	5	45
2018	JUCO					
2019 (WSU)	13/1	16	111	6.9	1	32
2020 (WSU)	4/3	52	323	6.2	3	49
2021 (WSU)	11/1	111	532	4.8	3	38
Totals	36/5	244	1334	5.5	12	49

RECEIVING	REC	YDS	AVG	TD	LG
2017 (ND)	3	8	2.7	0	11
2018	JUCO				
2019 (WSU)	17	113	6.6	2	41
2020 (WSU)	2	30	15.0	0	29
2021 (WSU)	14	108	7.7	1	23
Totals	36	259	7.2	3	41

#### 2021 NOTES

• Carried 4 times, caught 2 passes for 25 yards including one for 20 yards against Utah State • carried 8 times for team-high 64 yards including 16-yard TD against Portland State, 2nd-best RB grade by PFF College among all Pac-12 running backs in week 2 • carried 5 times for 20 yards against USC, had the 2nd-best pass-blocking grade among Pac-12 running backs in week 3 • carried 13 times for 59 yards and caught 4 passes at Utah • started at RB, rushed 12 times for team-high 59 yards, also had 23-yard catch, team-high 82 all-purpose yards in win at Cal • rushed for season-high 65 yards and caught 1 yard TD pass in win over Oregon State • rushed for 22 yards and caught 2 passes in win over Stanford • did not play against BYU • rushed for season-high 16 times for 58 yards and a 1-yard TD run in win at Arizona State • rushed 9 times for 57 yards at No. 3 Oregon • carried 10 times for season-high 73 yards including season-long 38-yarder in win over Arizona • matched season-high with 16 carries for 49 yards and a 2-yard TD run in Apple Cup win • 2nd on team with 18 rushes for 10+ yards including 5 rushes for 20+ yards

### #5 DERRICK LANGFORD JR. - SR., DB

Season-High	Career-High
5 (4x), Last - STANFORD (10/16/21)	TKLS Same
0.5, UTAH STATE (9/4/21)	TFL Same
	SACKS
1 (3x), Last - at Washington (11/26/21)	PBU 2, STANFORD (11/16/19)
1 (2x), Last - at Washington (11/26/21)	INT Same

#### CAREER TOTALS

DEFENSE	G/GS	TT	PT	AT	TFL	SACKS	FF	FR	PD	INT/YDS
2019	11/1	7	4	3	0/0	0/0	0	0	5	0/0
2020	3/1	6	1	5	0/0	0/0	0	0	0	0/0
2021	12/12	39	25	14	0.5/-1	0/0	3	0	3	2/36
Totals	26/14	52	30	22	0.5/-1	0/0	3	0	8	2/36

#### 2021 NOTES

• Made career-high 5 tackles and recorded 1st career INT against Utah State • made 3 stops and broke up 1 pass against Portland State • made 5 tackles against USC • made 1 stop and forced a fumble at Utah • made 2 tackle and forced a fumble in win at Cal • made 5 stops in win over Oregon State • matched season-high with 5 tackles in win over Stanford • made 3 tackles against BYU • made 4 tackles and forced a fumble in win at Arizona State • made 4 stops at No. 3 Oregon • made 2 stops in win over Arizona • picked off a pass in Apple Cup win

### #4 JAYDEN DE LAURA - SO., QB

Season-High	Career-High
46, OREGON STATE (10/9/21)	ATT Same
32, OREGON STATE (10/9/21)	COMP Same
399, OREGON STATE (10/9/21)	YARDS Same
4, ARIZONA (11/19/21)	TD Same
2 (2x), Last - at Oregon (11/13/21)	INT 2 (3x), Last - at Oregon (11/13/21)
78, ARIZONA (11/19/21)	LONG Same
7 (2x), Last - PORTLAND STATE (9/11/21)	CARRIES 8 (2x), Last - OREGON (11/14/20)
42, UTAH STATE (9/4/21)	RUSH YDS 43, at Oregon State (11/7/20)
1 (3x), Last - at Oregon (11/13/21)	RUSH TD 1 (5x), Last - at Oregon (11/13/21)
21, PORTLAND STATE (9/11/21)	RUSH LONG Same

#### 2020 GAME-BY-GAME

	GS	PA	PC	INT	YDS	TD	LG	TC	YDS	TD	LG	PLAYSTOFF
at OSU	*	33	18	1	227	2	29	8	43	1	16	41 270
ORE	*	39	25	0	321	2	44	8	11	0	8	47 332
at USC	*	29	18	2	134	0	24	7	-17	0	4	36 117
at Utah	*	28	17	1	204	1	49	5	-3	1	16	33 203

#### 2021 GAME-BY-GAME

	GS	PA	PC	INT	YDS	TD	LG	TC	YDS	TD	LG	PLAYSTOFF
USU		22	12	0	155	1	32	7	42	0	10	29 197
PSU	*	29	21	1	303	3	37	7	23	1	21	36 326
USC	*	19	10	1	117	2	29	3	1	0	1	22 118
at Utah		DNP										
at CAL	*	41	25	2	219	3	23	4	9	0	15	45 228
OSU	*	46	32	1	399	3	58	1	-4	0	0	47 398
STAN	*	30	17	0	289	3	48	2	-12	0	7	32 277
BYU	*	37	26	1	257	0	22	3	10	0	13	40 267
at ASU	*	27	17	1	234	2	45	3	8	1	7	30 242
at ORE	*	36	20	2	280	2	70	6	-7	1	9	42 279
ARIZ	*	23	13	0	259	4	78	4	-1	0	11	27 258
at UW	*	32	27	0	245	0	27	3	31	0	12	35 276

#### CAREER STATS

PASSING	G/GS	PA	PC	INT	YDS	TD	LG	TC	YDS	TD	LG	PLAYSTOFF
2020	4/4	129	78	4	886	5	49	28	34	2	16	157 920
2021	11/10	342	220	9	2751	23	78	43	101	3	21	385 2852
Totals	15/14	471	298	13	3637	28	78	71	135	5	21	542 3772

#### 2020 NOTES

• Started all 4 games, went 78-of-129 (60.5%) for 886 yards and 5 TD along with 4 INT • also rushed 28 times for 34 yards and 2 TD with a long of 16 • 1st true freshman to start at QB in a season-opener in WSU history, threw for 227 yards and 2 TD (29, 28) and also rushed for 43 yards and 5-yard TD in win at Oregon State • named Pac-12 Freshman of the Week following win at Oregon State in 1st career game

#### 2021 NOTES

• Came off bench late in 1st half against Utah State threw for 155 yards and 1 TD (12), also rushed for 42 yards on 7 carries • started against Portland State, threw for 303 yards with career-high 3 TD (22, 19, 13) and rushed for 10-yard TD • received 8th-best QB grade in the country and best in the Pac-12 by PFF College in week 2 win over Portland State • threw 2 TD (12, 7) against USC • did not play at Utah • started, matched career-high with 3 passing TD (22, 5, 8) in win at Cal • went 32-of-46 for 399 yards, all career highs, threw 3 TD (55, 14, 1) in win over Oregon State, named Rose Bowl Game Pac-12 Player of the Week • threw 3 TD passes (32, 31, 10) in win over Stanford, rated 3rd-best QB performance in the country by PFF College • threw for 257 yards against BYU • threw 2 TD (28, 45) and rushed for another in win at Arizona State • threw for 280 yards with 2 TD passes (14, 2) and rushed for 1-yard TD at No. 3 Oregon • had career-high 4 pass TD (8, 43, 31, 78) in win over Arizona • earned Pac-12 Freshman of the Week after completing 27-of-32 passes for an 84.3 completion percentage in the Apple Cup win, the best completion percentage by a Cougar quarterback in an Apple Cup, threw for 245 yards and also rushed for 31 yards against Washington • leads Pac-12 in passing TD (23), in passing yards (2,751) and passing yards/g (250.1) • owns 5 career games with 1 pass TD and 1 rush TD, 3 in 2021 • **2021 Pac-12 Offensive Freshman of the Year** and **All-Pac-12 honorable mention** • named finalist for **2021 Polynesian College Football Player of the Year**

### #6 DONOVAN OLLIE - RS-SO., WR

Season-High	Career-High
5 (2x), Last - at Washington (11/26/21)	REC Same
68, at Washington (11/26/21)	YARDS Same
1, UTAH STATE (9/4/21)	TD Same
26, OREGON STATE (10/9/21)	LONG Same

#### CAREER STATS

RECEIVING	G/GS	REC	YDS	AVG	TD	LG
2019 (Redshirt)	0/0	0	0	0.0	0	0
2020	3/0	1	15	15.0	0	15
2021	12/12	22	229	10.4	1	26
Totals	15/12	23	244	10.6	1	26

#### 2021 NOTES

• Made 1st career start, caught 1st career TD (12 yards) against Utah State • caught 1 pass for 10 yards against Portland State • did not catch a pass against USC • set career-highs with 5 receptions and 45 rec yards at Utah • made 3 catches for 26 yards in win at Cal • caught 3 passes for 30 yards in win over Oregon State • did not catch a pass against Stanford • had a 22-yard catch against BYU • caught 1 pass at No. 3 Oregon • matched career-high with 5 catches for a career-high 68 yards in Apple Cup win

### #6 CHAU SMITH-WADE - SO., DB

Season	Career
2 (3x), Last - at Oregon (11/13/21)	TKLS 4 (2x), Last - OREGON (11/14/20)
	TFL 1, at Oregon State (11/7/20)
	SACKS
1 (2x), Last - at Arizona State (10/30/21)	PBU 1 (3x), Last - at Arizona State (10/30/21)
1, at Arizona State (10/30/21)	INT Same

#### CAREER TOTALS

DEFENSE	G/GS	TT	PT	AT	TFL	SACKS	FF	FR	PD	INT/YDS
2020	2/0	8	7	1	1/-6	0/0	0	0	1	0/0
2021	11/0	11	7	4	0/0	0/0	0	0	2	1/0
Totals	13/0	19	14	5	1/-6	0/0	0	0	3	1/0

#### 2021 NOTES

• Pronounced "SHAW" • recorded 2 tackles against Utah State • earned team's top coverage grade and 5th-best in Pac-12 from PFF College in week 2 against Portland State, had 1 tackle and 1 pass breakup • made 2 stops against USC • made 1 tackle on kickoff in win over Stanford • made 1 stop against BYU • made 1 tackle and recorded 1st career INT in win at Arizona State, rated best Pac-12 defensive player during week 9, according to PFF College • made 2 stops at No. 3 Oregon • made 1 tackle in win over Arizona • did not play in Apple Cup

### #8 CALVIN JACKSON JR. - RS-SR., WR

Season-High	Career-High
9, OREGON STATE (10/9/21)	REC Same
139, at Arizona State (10/30/21)	YARDS Same
2 (2x), Last - ARIZONA (11/19/21)	TD 2 (3x), Last - ARIZONA (11/19/21)
78, ARIZONA (11/19/21)	LONG Same

#### CAREER STATS

RECEIVING	G/GS	REC	YDS	AVG	TD	LG
2018	13/0	26	287	11.0	2	38
2019 (Redshirt)	4/0	10	117	11.7	1	14
2020	1/0	2	12	6.0	0	7
2021	12/12	63	955	15.1	7	78
Totals	30/12	101	1371	13.6	10	78

#### 2021 NOTES

• Made 1st career start, had 7 catches for 91 yards against Utah State • made 3 catches for 77 yards including 22-yard TD against Portland State • had 8 receptions and 94 receiving yards against USC • caught 2 passes at Utah • caught 6 passes for 53 yards including 2 TD (22, 5), his 2nd TD catch was SportCenter's No. 1 play of the night • made career-high 9 catches for 70 yards in win over Oregon State • made 2 catches, a career-long 41-yard catch and a 31-yard TD in win over Stanford • caught 4 passes for 52 yards against BYU • caught 8 passes for career-high 139 yards with a 45-yard TD rec, 1st career 100-yard game in win at Arizona State • caught 4 passes for 87 yards including career-long of 70 at No. 3 Oregon • caught 4 passes for 133 yards and 2 TD (43, 78), 2nd career 100-yard game, career-long 78-yard TD in win over Arizona • enters week 4th in Pac-12 in receptions (57) and 2nd in rec yards (887) • 3rd among Pac-12 receivers with 368 yards after the catch and 4th in Pac-12 with 33 catches for 1st downs • added to Biletnikoff Award Watch List November 3 • caught 6 passes for 68 yards in Apple Cup win • needs 45 receiving yards for 15th 1,000-yard season and 1st since Brandon Arconado in 2019 • **2021 All-Pac-12 Second Team**

### #8 ARMANI MARSH - RS-SR., DB

Season-High	Career-High
12, at California (10/2/21)	TKLS Same
1.5, USC (9/18/21)	TFL 1, at USC (12/6/20)
	SACKS
2, STANFORD (10/16/21)	PBU Same
2, at Washington (11/26/21)	INT Same

#### CAREER STATS

DEFENSE	G/GS	TT	PT	AT	TFL	SACKS	FF	FR	PD	INT/YDS
2018	5/0	1	0	1	0/0	0/0	0	0	0	0/0
2019	13/3	24	16	8	0/0	0/0	0	0	2	0/0
2020	4/4	22	15	7	1.5/-3	0/0	0	0	1	0/0
2021	11/11	62	42	20	5/-12	0/0	2	0	4	3/44
Totals	33/18	109	73	36	6.5/-15	0/0	2	0	7	3/44

#### 2021 NOTES

• Started at NICKEL, made 4 stops and batted down one pass against Utah State • did not play against Portland State • started at NICKEL, made 5 tackles, 1.5 for loss, forced a fumble and recorded 1st career INT against USC • made 3 tackles and forced a fumble at the goaline at Utah • made career-high 12 tackles in win at Cal • made 7 stops with a QB hurry in win over Oregon State • made 4 tackles, broke up 2 passes and rated best CB performance in Pac-12 last week in win over Stanford • made 5 tackles and 1 QB hurry against BYU • made 7 tackles including 1 TFL in win at Arizona State • made 4 tackles including 1 TFL at No. 3 Oregon • made 6 tackles and 1 PBU in win over Arizona • named Pac-12 Defensive Player of the Week, made 5 tackles, picked off 2 passes and returned one for a 28-yard TD in Apple Cup win, 1st Coug with 2 INT in an Apple Cup since Lamont Thompson (3) in 1997, 1st Coug interception return for a TD since Eric Frampton in 2006 • rated 7th-best overall CB coverage grade in the Pac-12, according to PFF College • **2021 All-Pac-12 Honorable Mention**

### #9 BEN WILSON - SR., LB

Season-High	Career-High
2 (2x), Last - at Arizona State (10/30/21)	TKLS 11, BAYLOR (11/9/19)
	TFL 1, LOUISIANA TECH (12/12/20)
	SACKS
	PBU
	INT

#### CAREER STATS

DEFENSE	G/GS	TT	PT	AT	TFL	SACKS	FF	FR	PD	INT/YDS
2018 (TCU)	5/0	5	4	1	0/0	0/0	0	1	0	0/0
2019 (TCU)	7/1	26	16	10	0/0	0/0	0	0	0	0/0
2020 (TCU)	10/0	3	3	0	1/-7	0/0	0	0	0	0/0
2021 (WSU)	10/0	5	3	2	0/0	0/0	0	0	0	0/0
Totals	32/1	39	26	13	1/-7	0/0	0	1	0	0/0

#### 2021 NOTES

• 4-star LB out of Washington • played 3 seasons at TCU, 22 games played • transferred to WSU in January, 2021 • switched from MIKE to WIL • made WSU debut on defense against Portland State • appeared on special teams against USC, at Utah, Oregon State • made first 2 tackles of WSU career, both on kickoff in win over Stanford • named WSU special teams player of the week after making 2 tackles, 1 on kickoff and 1 on punt coverage in win at Arizona State • made 1 tackle on kickoff in win over Arizona • owns 5 special teams tackles

### #10 RON STONE JR. - RS-JR., EDGE

Season-High	Career-High
7 (2x), Last - STANFORD (10/16/21)	TKLS 8, at Utah (9/28/19)
3, at Utah (9/25/21)	TFL Same
1 (5x), Last - at Arizona State (10/30/21)	SACKS 1.5, at Oregon (10/26/19)
1 (3x), Last - STANFORD (10/16/21)	PBU 1 (4x), Last - STANFORD (10/16/21)
	INT

#### CAREER TOTALS

DEFENSE	G/GS	TT	PT	AT	TFL	SACKS	FF	FR	PD	INT/YDS
2018 (Redshirt)	1/0	0	0	0	0/0	0/0	0	0	0	0/0
2019	13/3	31	19	12	3/-20	2.5/-20	0	1	1	0/0
2020	4/3	13	4	9	2/-10	1.5/-9	1	0	0	0/0
2021	12/11	59	32	27	11.5/-60	5/-41	1	1	3	0/0
Totals	30/17	103	55	48	16.5/-90	9/-70	2	2	4	0/0

#### 2021 NOTES

• Name to Preseason All-Pac-12 Fourth Team (Phil Steele) • made 6 stops in start against Utah State • made 1 stop, batted down 1 pass and recorded 1 QB hurry against Portland State • made 7 stops, 1 TFL, batted down 1 pass and had 1 QB hurry against USC • made 6 tackles including career-high 3 tackles-for-loss with 1 sack and 1 forced fumble at Utah, rated 2nd-best EDGE performance in the Pac-12 for the week • recorded 1 sack and also rushed 7 yards for a 1st down after a WSU punt was blocked in win at Cal • made 6 tackles including 1 sack in win over Oregon State • matched season-high with 7 tackles, made 2 tackles-for-loss including a sack and knocked down a pass in win over Stanford, named WSU Defensive Player of the Week • made 6 tackles against BYU • made 6 tackles including 2 TFL with 1 sack and 1 fumble recovery in win at Arizona State, named Pac-12 Defensive Lineman of the Week • made 5 stops at No. 3 Oregon • made 4 tackles in win over Arizona • made 3 tackles with 1 TFL in Apple Cup win • rated 4th-best Pac-12 player in run defense, according to PFF College • 5th in Pac-12 with team-best 11.5 tackles-for-loss • tied for 8th in Pac-12 with 5 sacks • tied for 4th in Pac-12 with team-high 38 pressures (PFF College) • **2021 All-Pac-12 First Team**



### #10 VICTOR GABALIS - SO., QB

Season-High	Career-High
10, USC (9/18/21)	Same
6, USC (9/18/21)	Same
19, USC (9/18/21)	Same
	TD
	INT
6, USC (9/18/21)	LONG

**CAREER STATS**

PASSING	G/GS	PA	PC	INT	YDS	TD	LG	TC	YDS	TD	LG	PLAYS	TOFF
2020													
2021	2/0	13	6	0	19	0	6	2	-15	0	0	15	4

**2021 NOTES**  
 • Did not play against Utah State • made collegiate debut against Portland State, went 0-of-3 • came off bench, went 6-of-10 for 19 yards, sacked twice against USC

### #12 JOEY HOBERT - SO., WR

Season-High	Career-High
3, BYU (10/23/21)	3, at Utah (12/19/20)
58, OREGON STATE (10/9/21)	Same
1, OREGON STATE (10/9/21)	Same
55, OREGON STATE (10/9/21)	Same

**CAREER STATS**

RECEIVING	G/GS	REC	YDS	AVG	TD	LG
2020	4/0	3	31	10.3	0	16
2021	12/0	13	183	14.1	1	55
Totals	16/0	16	214	13.4	1	55

**2021 NOTES**  
 • Made 1 catch, matched career-long with 16-yard grab against Utah State • made 2 catches for 18 yards against Portland State • caught 1 pass for 14 yards at Utah • had a 12-yard catch in win at Cal • caught a 55-yard TD in win over Oregon State, rated 7th-best WR in the Pac-12 during week 6 • caught 2 passes and had 1 tackle on kickoff in win over Stanford • caught season-high 3 passes for 25 yards against BYU • caught 1 pass and made 1 tackle on kickoff at No. 3 Oregon • blocked 2 punts including one for safety in win over Arizona, 1st Cougar with 2 blocked kicks in one game • tied for 3rd on team with 5 special teams tackles, all on kickoff • rated best special teams player in the Pac-12 by PFF College

### #13 JAHAD WOODS - 5TH-SR., LB

Season-High	Career-High
16, BYU (10/23/21)	20, vs. Air Force (12/27/19)
1.5, ARIZONA (11/19/21)	3, OREGON (11/14/20)
	SACKS
1 (2x), Last - ARIZONA (11/19/21)	1 (8x), Last - OREGON (11/14/20)
1, ARIZONA (11/19/21)	PBU
	1 (6x), Last - ARIZONA (11/19/21)
	INT
	1 (5x), Last - ARIZONA (11/19/21)

**CAREER TOTALS**

DEFENSE	G/GS	TT	PT	AT	TFL	SACKS	FF	FR	PD	INT/YDS
2017	13/10	65	34	31	11/-29	2.5/-10	1	0	0	1/13
2018	13/13	82	51	31	4.5/-19	3/-15	4	2	0	1/0
2019	13/13	141	73	68	10/-24	3/-12	2	0	2	1/0
2020	4/4	31	20	11	4.5/-8	1/2	1	0	2	1/36
2021	12/10	100	51	49	6/-14	0/0	2	0	2	1/0
Totals	55/50	419	229	190	36/-95	9.5/-39	10	2	6	5/49

**2021 NOTES**  
 • Named to Preseason All-Pac-12 Third Team by Phil Steele and Athlon Sports • made 13 stops in season-opener against Utah State, tied for most by a player in the Pac-12 this season • made 5 tackles including 1 for loss against Portland State • made 5 tackles with 1 TFL and batted down 1 pass against USC • made team-high 9 tackles and shared a TFL at Utah • made 7 stops and shared a TFL in win at Cal, moved into Top-5 of WSU all-time tackles, passed Peyton Pelluer for fifth all-time • made 1 tackle, ejected for targeting in 1st half of win over Stanford • had 46-game starting streak snapped against Stanford (started in dime package) • made 16 tackles against BYU, 2nd-most in career • made team-high 11 tackles, 2nd straight double-digit tackle effort, in win at Arizona State • made team-high 12 tackles and forced a fumble at No. 3 Oregon, went over 400-career tackle milestone at Oregon • named Pac-12 Defensive Player of the Week, made 12 tackles, 1.5 TFL, forced a fumble and picked off a pass in win over Arizona • made 4 stops in Apple Cup win • 7th in WSU history with 36 career tackles-for-loss • owns WSU record with 10 career forced fumbles • recorded 5 double-digit tackle efforts in 2021 and 16 in his career • Pac-12's active leader with 419 career tackles, 3rd-most among all active FBS players and 4th-most in WSU history • enters bowl 4th in Pac-12 in tackles (100), 2nd career 100-tackle seasons (141, 2019) • Woods and Justus Rogers have appeared in 55 games, WSU record for games played • broke former offensive lineman Micah Hanam's (2007-10) WSU record for career starts, enters bowl with 50 career starts • **2021 All-Pac-12 Honorable Mention**

### #15 MITCHELL QUINN - RS-JR., WR

Season-High	Career-High
2, PORTLAND STATE (9/11/21)	Same
29, PORTLAND STATE (9/11/21)	Same
	TD
15, PORTLAND STATE (9/11/21)	LONG

**CAREER STATS**

RECEIVING	G/GS	REC	YDS	AVG	TD	LG
2018 (Redshirt)	0/0	0	0	0.0	0	0
2019	4/0	0	0	0.0	0	0
2020	1/0	0	0	0.0	0	0
2021	11/0	2	29	14.5	0	15
Totals	16/0	2	29	14.5	0	15

**2021 NOTES**  
 • Appeared on offense and special teams in season-opener against Utah State • recorded 1st career catch, caught 2 passes for 29 yards against Portland State • appears on special teams

### #17 JUSTIN LOHRENZ - SO., EDGE

Season-High	Career-High
	TKLS
	1, at Utah (12/19/20)
	TFL
	SACKS
	PBU
	1, at Utah (12/19/20)
	INT

**CAREER STATS**

DEFENSE	G/GS	TT	PT	AT	TFL	SACKS	FF	FR	PD	INT/YDS
2020	2/0	1	1	0	0/0	0/0	0	0	1	0/0
2021	6/0	0	0	0	0/0	0/0	0	0	0	0/0
Totals	8/0	1	1	0	0/0	0/0	0	0	0	0/0

**2021 NOTES**  
 • Did not play against Utah State • appeared on defense late against Portland State • appeared on FG and PAT against USC, at Utah, at Cal • appeared on defense against Oregon State and Arizona

### #18 JARRETT GUARANTANO - GR., QB

Season-High	Career-High
36, at Utah (9/25/21)	40 (2x), Last - at Missouri (11/23/19)
25, at Utah (9/25/21)	COMP
	27, at South Carolina (10/27/18)
248, at Utah (9/25/21)	YARDS
	415, at Missouri (11/23/19)
1, at Utah (9/25/21)	TD
	3, TENNESSEE-CHATTANOOGA (9/14/19)
3, at Utah (9/25/21)	INT
	Same
26, at Utah (9/25/21)	LONG
	60, LSU (11/18/17)
15, at Utah (9/25/21)	CARRIES
	17, SOUTH CAROLINA (10/14/17)
19, UTAH STATE (9/4/21)	RUSH YDS
	31, at Arkansas (11/7/20)
	RUSH TD
	2, MISSOURI (10/3/20)
12, UTAH STATE (9/4/21)	RUSH LONG
	20, at Arkansas (11/7/20)

**2021 GAME-BY-GAME**

	GS	PA	PC	INT	YDS	TD	LG	TC	YDS	TD	LG	PLAYS	TOFF
USU	*	13	8	0	56	0	19	4	19	0	12	17	75
PSU		DNP											
USC		DNP											
at Utah	*	36	25	3	248	1	26	15	-25	0	9	51	223
at Cal		DNP											
OSU		DNP											
STAN		DNP											
BYU		DNP											
at ASU		DNP											
at ORE		DNP											
ARIZ		0	0	0	0	0	0	0	0	0	0	0	0
at UW		DNP											

**CAREER STATS**

PASSING	G/GS	PA	PC	INT	YDS	TD	LG	TC	YDS	TD	LG	PLAYS	TOFF
2017 (Tenn)	9/6	139	86	2	997	4	60	66	-39	1	13	205	958
2018 (Tenn)	12/12	246	153	3	1907	12	53	40	-94	0	14	286	1813
2019 (Tenn)	13/7	257	152	8	2158	16	54	49	54	0	13	306	2212
2020 (Tenn)	7/7	166	103	4	1112	6	48	41	17	4	20	214	1129
2021 (WSU)	3/2	49	33	3	304	1	26	19	-6	0	12	68	298
Totals	44/34	857	527	20	6478	39	60	215	-68	5	20	1072	6410

**NOTES**  
 • Graduate transfer from Tennessee • threw for 6,174 yards and 38 TD on 494-of-808 pass attempts (61.1%) • 3 career 300-yard games and joined Peyton Manning and Tyler Bray as the only Vols to throw for 400 yards in a game • 7th in Tennessee history in passing yards (6,174), sixth in passing TD (38), 7th in completions (494) and total offense (6,122) • named to the 2021 Johnny Unitas Golden Arm Award Watch List (top senior or upperclassman QB) • started season-opener against Utah State, went 8-for-13 for 56 yards and ran for 19 yards, left game with injury • started, threw for 248 yards and 1 TD (26), carried 15 times at Utah • appeared late in win over Arizona

### #18 GEORGE HICKS III - 5TH-SR., DB

Season-High	Career-High
10 (2x), Last - BYU (10/23/21)	TKLS Same
1, at Utah (9/25/21)	TFL 1 (3x), Last - at Utah (9/25/21)
	SACKS
1 (2x), Last - ARIZONA (11/19/21)	PBU 2, at Utah (12/19/20)
1, OREGON STATE (10/9/21)	INT 1 (2x), Last - OREGON STATE (10/9/21)

#### CAREER TOTALS

DEFENSE	G/GS	TT	PT	AT	TFL	SACKS	FF	FR	PD	INT/YDS
2017	6/0	5	5	0	0/0	0/0	1	0	1	0/0
2018	10/0	7	6	1	0/0	0/0	0	0	0	0/0
2019	13/9	31	22	9	1/-1	0/0	0	0	5	1/0
2020	4/4	19	13	6	1/-2	0/0	1	0	2	0/0
2021	12/10	60	42	18	2/-2	0/0	1	0	2	1/0
Totals	45/23	122	88	34	4/-5	0/0	3	0	10	2/0

#### 2021 NOTES

• Switched from cornerback to free safety in fall camp • made 2 tackles and broke up 1 pass against Utah State • made 3 tackles against Portland State • made 1st career start at FS, made 3 tackles against USC • started at FS, made 3 tackles including 1 TFL at Utah • started at FS, matched career-high with 7 tackles in win at Cal • named Pac-12 Defensive Player of the Week after making 10 tackles and 1 INT in win over Oregon State, earned Pac-12's 2nd-highest defensive grade, best coverage grade in the Pac-12 and sixth-best in country according to PFF College • made 4 tackles in win over Stanford • matched career-high with 10 tackles against BYU • made 5 tackles in win at Arizona State • made 5 tackles and forced a fumble at No. 3 Oregon • made 6 tackles and a pass breakup in win over Arizona • recorded 2 tackles in Apple Cup win • rated 5th-best Pac-12 safety in run defense, according to PFF College

### #20 QUINN ROFF - SO., EDGE

Season-High	Career-High
4, at Oregon (11/13/21)	TKLS Same
2, ARIZONA (11/19/21)	TFL Same
1 (2x), Last - ARIZONA (11/19/21)	SACKS 1 (3x), Last - ARIZONA (11/19/21)
	PBU
	INT

#### CAREER STATS

DEFENSE	G/GS	TT	PT	AT	TFL	SACKS	FF	FR	PD	INT/YDS
2020	3/0	3	1	2	1.5/-13	1/-11	1	0	0	0/0
2021	12/0	16	12	4	4/-15	2.5/-10	0	0	0	0/0
Totals	15/0	19	13	6	5.5/-28	3.5/-21	1	0	0	0/0

#### 2021 NOTES

• Walked on in January of 2020 • appeared on defense against Utah State • recorded 2 stops and 1 quarterback hurry against Portland State • shared a TFL and recorded 1 QB hurry against USC • matched career-high with 3 tackles in win over Oregon State • made 2 tackles including game-ending strip-sack that WSU recovered in final minute for win over Stanford • made 1 stop and 1 QB hurry in win at Arizona State • made career-high 4 tackles at No. 3 Oregon • made 2 tackles-for-loss including a sack in win over Arizona • shared a sack in Apple cup win

### #23 KALEB FORD-DEMENT - SR., DB

Season-High	Career-High
3, at California (10/2/21)	TKLS 7, FLORIDA ATLANTIC (10/26/19)
1, at California (10/2/21)	TFL Same
	SACKS
1, PORTLAND STATE (9/11/21)	PBU 4, at Virginia (9/21/19)
	INT 1 (2x), Last - FLORIDA ATLANTIC (10/26/19)

#### CAREER STATS

DEFENSE	G/GS	TT	PT	AT	TFL	SACKS	FF	FR	PD	INT/YDS
2018 (JUCO)										
2019 (ODU)	12/10	26	16	10	0/0	0/0	0	0	13	2/42
2020 (ODU)	Season Canceled									
2021 (WSU)	11/0	8	5	3	1/-2	0/0	0	0	1	0/0
Totals	23/10	34	21	13	1/-2	0/0	0	0	14	2/42

#### NOTES

• Graduate transfer from Old Dominion • as a sophomore in 2019, named All-Conference USA 2nd Team and tied for 10th with 13 PBU, most in ODU single-season history

#### 2021 NOTES

• Appeared on defense against Utah State • made 1 stop and 1 pass breakup against Portland State • appeared on defense against USC • made 1 tackle at Utah • made season-high 3 tackles including 1st career TFL in win at Cal • made 1 stop in win at Arizona State • made 2 tackles in Apple Cup win

### #21 MAX BORGHI - SR., RB

Season-High	Career-High
22, at Washington (11/26/21)	CARRIES Same
139, ARIZONA (11/19/21)	RUSH YDS Same
3, BYU (10/23/21)	RUSH TD Same
64, UTAH STATE (9/4/21)	RUSH LONG Same
4, BYU (10/23/21)	REC 12, at Washington (11/29/19)
36, BYU (10/23/21)	REC YDS 80, UCLA (9/21/19)
	REC TD 1 (9x), Last - vs. Air Force (12/27/19)
16 (2x), Last - BYU (10/23/21)	REC LONG 65, UCLA (9/21/19)
152, ARIZONA (11/19/21)	ALL-PURPOSE YDS 203, UCLA (9/21/19)

#### CAREER STATS

RUSHING	G/GS	TC	NYG	AVG	TD	LG
2018	13/2	72	366	5.1	8	30
2019	13/13	127	817	6.4	11	56
2020	1/1	10	95	9.5	1	37
2021	12/11	160	880	5.5	12	64
Totals	39/27	369	2158	5.8	32	64

#### RECEIVING

	REC	YDS	AVG	TD	LG
2018	53	374	7.1	4	30
2019	86	597	6.9	5	65
2020	1	7	7.0	0	7
2021	16	156	9.8	0	23
Totals	156	1134	7.3	9	65

#### 2021 NOTES

• Only player in the country named to the Doak Walker Award (top college running back) and Biletnikoff Award (top college receiver) preseason watch lists • named Preseason All-America Honorable Mention by PFF College • named to Preseason All-Pac-12 First Team (Athlon, Pac-12 Media) • named to Preseason All-Pac-12 Second Team (Phil Steele) • rushed for 86 yards including career-long 64-yard TD run, also caught 14-yard pass against Utah State • rushed 13 times for 59 yards and scored one touchdown (1) against Portland State • led all Pac-12 RB with 8 missed tackles forced during week 2 against Portland State, had 3rd-best RB grade in the Pac-12 • carried 13 times for 72 yards against USC • carried 6 times for 42 yards with a long of 18 at Utah, missed 2nd half with an injury • matched-season high with 13 carries for 40 yards in win at Cal • had a 3-yard TD run in win over Oregon State • had career-high 17 carries for 89 yards and 2 rushing TD (2,2) in win over Stanford • rushed 18 times for 83 yards and career-high 3 rush TD (11,1,1) against BYU, 2nd-career 3-TD game (Northern Colorado, 2019) • rushed 12 times for 67 yards and caught 2 passes in win at Arizona State • rushed 10 times for 41 yards and caught 1 pass at No. 3 Oregon • rushed 16 times for career-high 139 yards and 2 TD (26, 2) • carried career-high 22 times for 129 yards and 2 TD (32, 1) in Apple Cup win, WSU's 1st 100-yard rusher in an Apple Cup since Chris Ivory's 114 in 2007 • owns 29 runs of 10+ yards • 4th among Pac-12 running backs with 46 missed tackles on runs • 7th in the Pac-12 in rush yards (880), seeking to become WSU's 1st 1,000-yard rusher since Jerome Harrison (2005, 1,900) • 6th in Pac-12 in rushing TD (12), tied for 4th-most in WSU single-season history • two 100-yard rushing games in 2021 (Arizona, UW) • 32 career rushing TD are 2nd-most in WSU history, trails Steve Broussard (33) • 41 career total TD ties Steve Broussard for most in WSU history • enters bowl game 8th in WSU history with 2,158 rushing yards • 3,313 career all-purpose yards are 9th in WSU history • **2021 All-Pac-12 Honorable Mention**

### #25 JADEN HICKS - FR., DB

Season-High	Career-High
	TKLS
	TFL
	SACKS
	PBU
	INT

#### CAREER STATS

DEFENSE	G/GS	TT	PT	AT	TFL	SACKS	FF	FR	PD	INT/YDS
2021	1/0	0	0	0	0/0	0/0	0	0	0	0/0

#### 2021 NOTES

• As a JUNIOR, named to All-State First Team by MaxPreps and to All-Southern Nevada First Team by the Las Vegas Review-Journal • SENIOR season canceled due to Covid-19 • 3 star prospect and No. 69 safety in the country • older brother, Kalen was a four-year letterwinner at Hawaii (2016-19) as a defensive back

#### 2021 NOTES

• Made collegiate debut on defense late against Portland State

### #25 NAKIA WATSON - RS-JR., RB

Season-High		Career-High	
5 (2x), Last - ARIZONA (11/19/21)	CARRIES	19, ILLINOIS (10/23/20)	
20, at Arizona State (10/30/21)	RUSH YDS	80, at South Florida (8/30/19)	
	RUSH TD	2, at Michigan (11/14/20)	
18, at Arizona State (10/30/21)	RUSH LONG	27, CENTRAL MICHIGAN (9/7/19)	
	REC	1 (3x), Last - at Minnesota (11/30/19)	
	REC YDS	6, KENT STATE (10/5/19)	
	REC TD		
	REC LONG	6, KENT STATE (10/5/19)	
20, at Arizona State (10/30/21)	ALL-PURPOSE YDS	80, at South Florida (8/30/19)	
	KR LONG	28, KENT STATE (10/5/19)	

**CAREER STATS**

RUSHING	G/GS	TC	NYG	AVG	TD	LG
2019 (WIS)	14/0	74	331	4.5	2	27
2020 (WIS)	6/4	53	191	3.6	3	18
2021 (WSU)	12/0	19	52	2.7	0	18
Totals	31/4	146	574	3.9	5	27

RECEIVING	REC	YDS	AVG	TD	LG
2019	3	3	1.0	0	6
2020	0	0	0.0	0	0
2021	0	0	0.0	0	0
Totals	3	3	1.0	0	6

KICK RETURN	NO	YDS	AVG	TD	LG
2019	2	28	14.0	0	28
2020	0	0	0.0	0	0
2021	0	0	0.0	0	0
Totals	2	28	14.0	0	28

**2021 NOTES**

• Transferred to WSU in Summer, 2021 • appeared in 20 games with 4 as a starter at Wisconsin • Appeared on special teams and offense against Utah State • carried 4 times for 16 yards with long of 16 against Portland State • carried 3 times against USC • had a 1-yard carry at Utah • had a 1-yard carry against BYU • had season-highs 5 carries for 20 rush yards in win at Arizona State • carried 5 times for 14 yards late in win over Arizona

### #26 ANDERSON GROVER - JR., WR

Season-High		Career-High	
	REC		
	YARDS		
	TD		
	LONG		

**CAREER STATS**

RECEIVING	G/GS	REC	YDS	AVG	TD	LG
2021	1/0	0	0	0.0	0	0

**2021 NOTES**

• Transferred from Modesto Junior College in Summer, 2021 • appeared on offense against Utah State

### #27 ANDREW BOYLE - RS-SO., K

Season-High		Career-High	
	FGA		
	FGM		
	LONG		
	PAT		
	KO	5, OREGON (11/14/20)	
	TB	2 (2x), Last - at USC (12/6/20)	

**CAREER STATS**

KICKING	GP	PTS	PAT	FG	1-29	30-39	40-49	50+	LG	KO	TB
2019	0									7	4
2020	2	0	0	0-0	0-0	0-0	0-0	0-0	0	0	0
2021	1	0	0	0-0	0-0	0-0	0-0	0-0	0	3	0
Totals	3	0	0	0-0	0-0	0-0	0-0	0-0	0	10	4

**2020 NOTES**

• Served as kickoff specialist in two games last season, against Oregon and at USC

**2021 NOTES**

• Made season debut at Arizona State, kicked off 3 times

### #27 WILLIE TAYLOR III - RS-SR., EDGE

Season-High		Career-High	
3 (2x), Last - BYU (10/23/21)	TKLS	6, UCLA (9/21/19)	
1, BYU (10/23/21)	TFL	2 (2x), Last - at Washington (11/29/19)	
1 (2x), Last - BYU (10/23/21)	SACKS	1 (9x), Last - BYU (10/23/21)	
	PBU	1 (3x), Last - at Oregon (10/26/19)	
	INT	1, CALIFORNIA (11/3/18)	

**CAREER STATS**

DEFENSE	G/GS	TT	PT	AT	TFL	SACKS	FF	FR	PD	INT/YDS
2018	13/10	31	17	14	7.5/-44	4/-40	2	0	2	1/40
2019	13/10	23	16	7	3.5/-8	2/-7	1	0	1	0/0
2020	1/0	1	1	0	1/-2	1/-2	0	0	0	0/0
2021	12/1	14	5	9	2.5/-17	2/-14	1	0	0	0/0
Totals	39/22	69	39	30	14.5/-71	9/-63	4	0	3	1/40

**2021 NOTES**

• Recorded 1 tackle against Utah State • shared a tackle-for-loss and recorded 1 QB hurry against Portland State • started against USC • made 3 tackles at Utah, earned 2nd-best pass rush grade among Pac-12 EDGE players during week 4 • recorded a sack in win at Cal, earned 2nd-best pass rush grade among Pac-12 EDGE players during week 5 with 6 QB pressures • had 1 QB hurry in win over Stanford • made 3 tackles including 1 sack and forced a fumble against BYU • made 1 tackle in win at Arizona State • made 2 tackles at No. 3 Oregon • made 2 tackles in win over Arizona • 13th in Pac-12 with 27 pressures (PFF College)

### #29 FA'ALILI FA'AMOE - SO., DL

Season-High		Career-High	
	TKLS		
	TFL		
	SACKS		
	PBU		
	INT		

**CAREER STATS**

DEFENSE	G/GS	TT	PT	AT	TFL	SACKS	FF	FR	PD	INT/YDS
2020	0/0	0	0	0	0/0	0/0	0	0	0	0/0
2021	1/0	0	0	0	0/0	0/0	0	0	0	0/0

**NOTES**

• Pronounced FAH-ah-e-lee FAH-ah-mo-AY • 1 of 2 players from American Samoa selected to play in 2020 Polynesian Bowl in Honolulu • did not play in a game last season, recovered from leg injury, gained 40 pounds • made collegiate debut on defense late in win over Arizona

### #31 HUNTER ESCORCIA - SO., DB

Season		Career	
	TKLS	4, at Utah (12/19/20)	
	TFL	1, at Utah (12/19/20)	
	SACKS		
	PBU		
	INT		

**CAREER TOTALS**

DEFENSE	G/GS	TT	PT	AT	TFL	SACKS	FF	FR	PD	INT/YDS
2020	4/1	4	2	2	1/-3	0/0	0	1	0	0/0
2021	2/0	0	0	0	0/0	0/0	0	0	0	0/0
Totals	6/1	4	2	2	1/-3	0/0	0	1	0	0/0

**2021 NOTES**

• Appeared on special teams against Utah State and Portland State • appeared on defense in win over Arizona

### #32 TANNER MOKU - SO., DB

Season		Career	
8, UTAH STATE (9/4/21)	TKLS	Same	
	TFL		
	SACKS		
	PBU		
	INT		

**CAREER TOTALS**

DEFENSE	G/GS	TT	PT	AT	TFL	SACKS	FF	FR	PD	INT/YDS
2020	3/0	0	0	0	0/0	0/0	0	0	0	0/0
2021	9/0	8	7	1	0/0	0/0	0	0	0	0/0
Totals	12/0	8	7	1	0/0	0/0	0	0	0	0/0

**2021 NOTES**

• Preferred walk-on in 2020 • recorded career-high 8 tackles against Utah State • did not play against Portland State, USC, at Utah • appeared on special teams in win at Cal, Oregon State, Stanford, BYU, at Arizona State, at Oregon, Arizona, at Washington

### #33 HENRY KIMMINS - RS-SO., DB

Season	TKLS	Career-High
	TFL	
	SACKS	
	PBU	
	INT	

#### CAREER TOTALS

DEFENSE	G/GS	TT	PT	AT	TFL	SACKS	FF	FR	PD	INT/YDS
2019 (Redshirt)	0/0	0	0	0	0/0	0/0	0	0	0	0/0
2020	0/0	0	0	0	0/0	0/0	0	0	0	0/0
2021	12/0	0	0	0	0/0	0/0	0	0	0	0/0
Totals	12/0	0	0	0	0/0	0/0	0	0	0	0/0

#### 2021 NOTES

• Preferred walk-on in 2019 • made collegiate debut on special teams against Utah State

### #34 SIMON SAMAZICH - JR., LS

Season-High	TKLS	Career-High
2, USC (9/18/21)	FF	Same
	FR	

#### CAREER STATS

DEFENSE	G/GS	TT	PT	AT	TFL	SACKS	FF	FR	PD	INT/YDS
2019	12/12	1	0	1	0/0	0/0	0	0	0	0/0
2020	3/3	0	0	0	0/0	0/0	0	0	0	0/0
2021	12/12	3	2	1	0/0	0/0	0	0	0	0/0
Totals	27/27	4	2	2	0/0	0/0	0	0	0	0/0

#### 2021 NOTES

• Starts as longsnapper on punts • named to preseason All-Pac-12 Fourth Team (Phil Steele) • made career-high 2 tackles, both on punt coverage against USC • made 1 tackle on punt coverage in win over Arizona

### #35 CJ MOORE - RS-SR., WR

Season-High	REC	YARDS	TD	LONG	Career-High
					2, at Oregon State (8/30/19)
					59, MCNEESE STATE (9/7/19)
					1 (2x), Last - MCNEESE STATE (9/7/19)
					59, MCNEESE STATE (9/7/19)

#### CAREER STATS

RECEIVING	G/GS	REC	YDS	AVG	TD	LG
2018 (OKST)	1/0	0	0	0.0	0	0
2019 (OKST)	5/0	4	81	20.3	2	59
2020 (JUCCO)						
2021 (WSU)	6/0	0	0	0.0	0	0
Totals	12/0	4	81	20.3	2	59

#### NOTES

• Played 2018-19 seasons at Oklahoma State, caught four passes and two touchdowns • went to Iowa Central CC in 2020, season canceled • did not play against Utah State • made WSU debut on offense against Portland State, did not catch a pass • did not play against USC • appeared on offense late at Utah • appeared on offense, targeted twice in win over Stanford

### #37 JUSTUS ROGERS - RS-SR., LB

Season-High	TKLS	Career-High
8 (4x), Last - at Oregon (11/13/21)	TFL	9 (4x), Last - at California (11/9/19)
2, STANFORD (10/16/21)	SACKS	2.5, STANFORD (11/4/17)
	PBU	2, at Utah (11/11/17)
2, at Oregon (11/13/21)	INT	Same
1 (2x), Last - at Washington (11/26/21)		Same

#### CAREER STATS

DEFENSE	G/GS	TT	PT	AT	TFL	SACKS	FF	FR	PD	INT/YDS
2017	13/4	47	23	24	6.5/-21	3/-15	0	0	2	0/0
2018	13/0	9	7	2	2/-12	2/-12	0	0	0	0/0
2019	13/13	70	35	35	4.5/-23	2/-15	1	0	1	0/0
2020	4/4	16	7	9	0/0	0/0	1	0	1	0/0
2021	12/12	64	37	27	5.5/-12	0/0	2	1	4	2/65
Totals	55/33	206	109	97	18.5/-68	7/-42	4	1	8	2/65

#### 2021 NOTES

• Made 7 stops including 1 for loss and forced a fumble against Utah State • made 4 stops, shared a TFL and picked off 1st career pass against Portland State • made 3 tackles, shared a TFL and recorded 1 QB hurry against USC • made 5 tackles and broke up a pass at Utah • made season-high 8 tackles and broke up a pass in win at Cal • made 8 tackle and 2 QB hurries win over Oregon State • matched season-high with 8 tackles including 2 TFL in win over Stanford • made 4 tackles against BYU • made 5 tackles, recovered a fumble and forced another in win at Arizona State • matched season-high with 8 tackles and broke up career-high 2 passes at No. 3 Oregon • made 1 stop in win over Arizona • made 3 tackles, 1.5 for loss and picked off a pass in Apple Cup win • 2nd on team with 64 tackles • Rogers and Jahad Woods have appeared in 55 games, WSU record for games played

### #38 NICK HABERER - FR., P

Season-High	PUNTS	Career-High
6, ARIZONA (11/19/21)	50+	Same
2, at Utah (9/25/21)	INSIDE 20	Same
2 (3x), Last - ARIZONA (11/19/21)	LONG	Same
60, PORTLAND STATE (9/11/21)		Same

#### CAREER STATS

PUNTING	G/GS	NO.	YDS	AVG.	LG	TB	FC	I20	50+	BLK	KO/TB
2021	12/12	45	1922	42.7	60	3	23	12	4	1	1/0

#### 2021 NOTES

• Pronounced "HAB-ber-er" • attended Prokick Australia, a widely respected group who develops punters and kickers • rated eighth-best punter in the 2021 class by 247Sports.com • made collegiate debut, punted 3 times and put first 2 career punts inside the 20 and kicked off once against Utah State • averaged 44.5 yards on 4 punts with a long of 60 against Portland State • punted 4 times with 1 inside the 20 and a long of 49 against USC • punted 4 times, averaged 50 yards/p with a pair of 50+yard kicks (59,53) at Utah • punted 5 times with 2 inside the 20, 1 blocked and had 4 punts fair caught in win at Cal • punted twice and put 1 inside 20 against Oregon State • punted 4 times in win over Stanford • punted 4 times and put 1 inside the 20 against BYU • punted 3 times and put 1 inside the 20 at Arizona State • matched season-high with 5 punts and put 1 inside 20 at No. 3 Oregon • punted season-high 6 times and put 2 inside the 20 in win over Arizona • punted once for 49 yards in Apple Cup win • enters bowl game 2nd in the Pac-12 in hang time (4.12), according to PFF College • tied for 2nd in Pac-12 with 23 punts fair caught • named to All-True Freshman Team by PFF College

### #44 GABRIEL LOPEZ - SO., DL

Season-High	TKLS	Career-High
	TFL	
	SACKS	
	PBU	
	INT	

#### CAREER STATS

DEFENSE	G/GS	TT	PT	AT	TFL	SACKS	FF	FR	PD	INT/YDS
2020	4/0	0	0	0	0/0	0/0	0	0	0	0/0
2021	3/0	0	0	0	0/0	0/0	0	0	0	0/0
Totals	7/0	0	0	0	0/0	0/0	0	0	0	0/0

#### 2021 NOTES

• Made season debut on defense late in win over Stanford • appeared on defense in win at Arizona State and against Arizona

### #47 TYLER WILLIAMS - RS-JR., LS

Season-High	Career-High
TKLS	
FF	
FR	

**CAREER STATS**

DEFENSE	G/GS	TT	PT	AT	TFL	SACKS	FF	FR	PD	INT/YDS
2019	13/13	0	0	0	0/0	0/0	0	0	0	0/0
2020	4/4	0	0	0	0/0	0/0	0	0	0	0/0
2021	12/12	0	0	0	0/0	0/0	0	0	0	0/0
Totals	29/29	0	0	0	0/0	0/0	0	0	0	0/0

**2021 NOTES**

• Started last 29 games at longsnapper on field goals

### #48 AMIR MUJAHID - SR., DL

Season-High	Career-High
4, USC (9/18/21)	Same
0.5 (2x), Last - USC (9/18/21)	Same
SACKS	
PBU	
INT	

**CAREER STATS**

DEFENSE	G/GS	TT	PT	AT	TFL	SACKS	FF	FR	PD	INT/YDS
2020	3/1	4	2	2	0/0	0/0	0	0	0	0/0
2021	12/6	16	5	11	1/-1	0/0	1	1	0	0/0
Totals	15/7	20	7	13	1/-1	0/0	1	1	0	0/0

**2021 NOTES**

• Shared 1 tackle-for-loss against Utah State • made career-high 4 tackles and shared a TFL against USC • started, made 2 tackles in win at Cal • made 3 tackles and forced fumble in win against Oregon State • made 1 tackle in win over Stanford • started, made 1 tackle against BYU • started, made 1 tackle and recovered a fumble in win at Arizona State • started, made 2 tackles at No. 3 Oregon • started in win over Arizona • started, made 1 stop in Apple Cup win

### #49 DEAN JANIKOWSKI - RS-SO., K

Season-High	Career-High
5, Last - at Washington (11/26/21)	Same
4, at Washington (11/26/21)	Same
41, at Washington (11/26/21)	Same
6-6, ARIZONA (11/19/21)	Same
16, at Washington (11/26/21)	Same
6, UTAH STATE (9/4/21)	Same
TB	

**CAREER STATS**

KICKING	G/GS	PTS	PAT	FG	1-29	30-39	40-49	50+	LG	KO	TB
2019 (RS)	0/0	0	0-0	0-0	0-0	0-0	0-0	0-0	0	0	0
2020	0/0	0	0-0	0-0	0-0	0-0	0-0	0-0	0	0	0
2021	12/12	81	39-41	14-17	5-5	7-8	2-4	0-0	41	6	0

**2021 NOTES**

• Preferred walk-on prior to 2019 • made collegiate debut in season-opener against Utah State, went 3-of-4 on FG attempts, made from 35, 26, 27) and missed from 31 (hit left upright), also kicked off 6 times • made only FG attempt (23) against Portland State, went 5-of-6 on PAT • made both PAT against USC • made both FT attempts (39, 20) at Utah • connected on all 3 PAT in win at Cal • made all 3 PAT and only FG attempt (30) in win over Oregon State • went 4-of-5 on PAT in win over Stanford • tallied 10 points, made 2 FG (40,32) including career-long 40 in win win at Arizona State, missed from 44 • made only FG (34) at No. 3 Oregon • made all 6 PAT in win over Arizona • Pac-12 Special Teams Player of the Week, went 4-of-5 on FG with long of 41 and made all 4 PAT in Apple Cup win, 4 made (31, 25, 41, 39) field goals tied for most by WSU kicker in Apple Cup • enters bowl game 2nd in Pac-12 in made field goals (14) and 3rd in points by kickers (71) • leads Pac-12 in field goal percentage (82.4) • **2021 All-Pac-12 First Team**

### #50 BRIAN GREENE - RS-SR., OL

**CAREER STATS**

OFFENSIVE LINE	G/GS	NOTES
2018	5/0	Made collegiate debut against Cal on FG (CAL, CU, ARIZ, UW, ISU)
2019	13/0	Appeared on FG and PAT, appeared at C (NMSU, UNC, CU, ORE)
2020	4/4	Started at center
2021	7/5	Started at center (USU, OSU, STAN, BYU, ASU)
Totals	29/9	

**2021 NOTES**

• Named to Rimington Trophy Watch List (Top college center) • started at center against Utah State • did not play against Portland State or USC • appeared at LG at Utah • started at center, earned 2nd-best run-blocking grade by Pac-12 centers, 4 knockdown blocks in win over Oregon State • started, recorded 3 knockdown blocks in win over Stanford • started, recorded 1 knockdown block and earned 92% grade against BYU • did not play at Oregon • played late in win over Arizona

### #51 FRANCISCO MAUIGOA - FR., LB

Season-High	Career-High
4, ARIZONA (11/19/21)	Same
0.5, at Arizona State (10/30/21)	Same
SACKS	
PBU	
INT	

**CAREER STATS**

DEFENSE	G/GS	TT	PT	AT	TFL	SACKS	FF	FR	PD	INT/YDS
2021	12/2	15	9	6	.5/-1	0/0	0	0	0	0/0

**2021 NOTES**

• Attended Tafuna High School in American Samoa as a freshman, sophomore and senior • 3-star prospect and No. 41 inside linebacker in the country and top prospect in American Samoa by ESPN.com • older brother, Frederick was a three-year starting center for the Cougars (2017-19) • made collegiate debut, made 1 tackle on special teams against Utah State • made 1 stop against Portland State • played on special teams against USC • made tackle on punt coverage at Utah • made tackle on kickoff in win at Cal • made 1 tackle on kickoff, named WSU Special Teams Player of the Week in win over Oregon State • made 1st career start, made 2 tackles in win over Stanford • made 1 tackled on kickoff against BYU • made 2 tackles and shared a TFL in win at Arizona State • started at LB, made career-high 4 tackles in win over Arizona • made 1 tackle in Apple Cup win on kickoff • tied for 2nd in country and leads Pac-12 with 9 special teams tackles, 8 on kickoff and 1 on punt

### #52 JARRETT KINGSTON - RS-JR., OL

**CAREER STATS**

OFFENSIVE LINE	G/GS	NOTES
2018 (Redshirt)	1/0	Made collegiate debut on PAT against Washington
2019	10/0	Appeared at LG (NMSU, UNC, UCLA, CU, CAL, STAN, OSU, UW)
2020	4/4	Started at LG
2021	12/12	Started at LG
Totals	27/16	

**2021 NOTES**

• Started at left guard, recorded team-high 6 knockdown blocks against Utah State • recorded 6 knockdown blocks and posted highest grade (92%) among Cougar OL at Utah • earned team-best OL grade (89%) in win at Cal • led team with 7 knockdown blocks, earned Pac-12's best pass blocking grade for guards in win over Oregon State • recorded 3 knockdown blocks in win over Stanford • recorded 3 knockdown blocks against BYU • tied for team-lead with 5 knockdown blocks in win at Arizona State • recorded 3 knockdown blocks at No. 3 Oregon • rated 4th-best run-blocking OG in the Pac-12 during Arizona win • earned WSU's best overall grade and run-blocking grade in Apple Cup win • started 16 straight games at LG • has played most snaps at LG among all Pac-12 OL (785)

### #52 KYLE THORNTON - RS-SO., LB

Season-High	Career-High
6, STANFORD (10/16/21)	Same
1, STANFORD (10/16/21)	Same
SACKS	
PBU	
INT	

**CAREER STATS**

DEFENSE	G/GS	TT	PT	AT	TFL	SACKS	FF	FR	PD	INT/YDS
2019 (Redshirt)	0/0	0	0	0	0/0	0/0	0	0	0	0/0
2020	3/0	1	1	0	0/0	0/0	0	0	0	0/0
2021	12/0	18	8	10	1/-6	0/0	0	0	1	0/0
Totals	15/0	19	9	10	1/-6	0/0	0	0	1	0/0

**2021 NOTES**

• Preferred walk-on in 2019, put on scholarship prior to 2021 season • made 2 tackles against Utah State • made 1 stop on defense at Utah • made 1 tackle and broke up 1 pass against Oregon State • made career-high 6 tackles including 1st career TFL in win over Stanford • made 1 tackle on kickoff against BYU • made 3 tackles in win at Arizona State • made 2 stops at No. 3 Oregon • made 2 tackles in win over Arizona • appears on special teams and defense

### #54 AHMIR CROWDER - RS-JR., DL

Season-High	Career-High
3, BYU (10/23/21)	TKLS 3 (3x), Last - BYU (10/23/21)
1, BYU (10/23/21)	TFL 1 (3x), Last - BYU (10/23/21)
1, BYU (10/23/21)	SACKS 1 (2x), Last - BYU (10/23/21)
	PBU
	INT

#### CAREER STATS

DEFENSE	G/GS	TT	PT	AT	TFL	SACKS	FF	FR	PD	INT/YDS
2018 (Redshirt)	2/0	1	1	0	0/0	0/0	0	0	0	0/0
2019	2/0	0	0	0	0/0	0/0	0	0	0	0/0
2020	3/3	8	6	2	2.5/-10	1/-5	1	0	0	0/0
2021	11/3	12	8	4	1.5/-10	1/-9	1	0	0	0/0
Totals	18/6	21	15	6	4/-20	2/-14	2	0	0	0/0

#### 2021 NOTES

• Started, made 1 tackle against Utah State • made 2 stops and shared a TFL against Portland State • made 2 tackles against USC • made 1 stop at Utah • started against Oregon State • started, made 1 tackle and forced a fumble in win over Stanford • made 3 tackles including 1 sack against BYU • made 2 tackles at No. 3 Oregon

### #57 RODRICK TIALAVEA - SO., OL

CAREER STATS	NOTES
OFFENSIVE LINE G/GS	
2020 0/0	Did not appear in a game
2021 9/0	Appears on FG and PAT

#### NOTES

• Attended Highland High School in West Valley City • 3-star prospect and No. 10 prospect in Utah • cousin, Russell Tialavea played football at BYU and is the BYU Director of Football Operations...cousin, D.J. Tialavea played football at Utah State and one season with Jacksonville • made collegiate debut on FG and PAT teams against Utah State

### #60 QUINN MCCARTHY - RS-SO., OL

CAREER STATS	NOTES
OFFENSIVE LINE G/GS	
2019 (Redshirt) 0/0	Redshirt season
2020 0/0	
2021 5/0	Appears on ST

#### 2021 NOTES

• Made collegiate debut on field goal and PAT against Utah State • appears on special teams

### #61 CHRISTIAN HILBORN - FR., OL

CAREER STATS	NOTES
OFFENSIVE LINE G/GS	
2021 1/0	Collegiate debut at RT in Apple Cup

#### NOTES

• Attended Highland High School in Salt Lake City • as a SENIOR, named to the All-State Second Team by MaxPreps • 3-star prospect and No. 13 overall prospect in Utah • older brother, Caden is an offensive lineman at Hawaii • high school teammates with current Cougar offensive lineman Rodrick Tialavea • backs up right tackle • made collegiate debut on offense late in Apple Cup win, played RT

### #63 LIAM RYAN - RS-SR., OL

CAREER STATS	NOTES
OFFENSIVE LINE G/GS	
2017 3/0	All three appearances at left guard (MSU, OSU, CU)
2018 13/13	All 13 starts at left guard
2019 13/13	Made 1st career start at LT in opener, all 13 starts at left tackle
2020 4/4	Started at LT, Team Captain
2021 12/12	Started at LT, Team Captain
Totals 45/42	

#### 2021 NOTES

• Earned bachelor's degree in criminal justice • named to preseason All-Pac-12 Second Team (Phil Steele) and Preseason All-Pac-12 Honorable Mention (Media) • earned team-best 87% grade and recorded 2 knockdown blocks against Utah State • led team with 8 knockdown blocks and earned highest OL grade in week 2 win over Portland State • made team-high 10 knockdown blocks against USC • among Pac-12 tackles, recorded 2nd-best pass block grade and 4th-best overall grade during week 4 at Utah, tallied 6 knockdown blocks • in win at Cal, recorded 88% grade, team-high 5 knockdown blocks and rated the 2nd-best pass-blocking OT in the country according to PFF College • in win over Oregon State, named Pac-12 Offensive Lineman of the Week and WSU Offensive Player of the Week, played 71 plays, graded 96 percent with 6 knockdowns, earned No. 12 OT grade in the country last week, did not allow a pressure on 47 passing snaps • in win over Stanford, earned best pass-blocking OT grade in the Pac-12, had WSU's best OL grade (95%) and team-high 6 knockdown blocks • recorded 7 knockdown blocks against BYU • recorded 4 knockdown blocks in win at Arizona State • recorded 1 knockdown block at No. 3 Oregon • started 42 straight games including last 29 at left tackle • rated 3rd-best pass-blocking OT in the Pac-12, according to PFF College

### #66 MA'AKE FIFITA - RS-SO., OL

CAREER STATS	NOTES
OFFENSIVE LINE G/GS	
2019 (Redshirt) 0/0	Missed season with knee injury
2020 4/0	Appeared on FG, PAT and Punt
2021 12/4	Appears on FG and PAT (Started at UTAH, at ORE, ARIZ, at UW)
Toals 16/4	

#### 2021 NOTES

• Appears on field goal and PAT • appeared at LT for one play in 1st half against Utah State • rotated in at RG throughout game against Portland State, recorded 2 knockdown blocks • appeared at RG against USC • started at RG at Utah, 1st career start • appeared at RG and LT in win at Cal • appeared at RG in win over Oregon State and Stanford • appeared at RG, graded out at 95% against BYU • started at RG, recorded 3 knockdown blocks at No. 3 Oregon • started at RG against Arizona and at UW

### #72 ABRAHAM LUCAS - RS-SR., OL

CAREER STATS	NOTES
OFFENSIVE LINE G/GS	
2018 13/13	All 13 starts at RT, Freshman All-American
2019 13/13	All 13 starts at RT, All-Pac-12 Second Team
2020 4/4	Started at RT, Team Captain
2021 12/12	Starts at RT
Totals 42/42	

#### 2021 NOTES

• Named to Outland Trophy Watch List 3 straight seasons • named to the 2021 Reese's Senior Bowl Watch List • named to preseason All-Pac-12 First Team (Athlon, Phil Steele, Media) • recorded 3 knockdown blocks against Utah State • received 2nd-best pass-blocking grade among all Pac-12 tackles in week 2 against Portland State (0 pressures, 7 knockdown blocks in 35 pass plays) • in week 3 against USC, rated 2nd-best pass-blocking grade among Pac-12 tackles • recorded 5 knockdown blocks at Utah • recorded 3 knockdown blocks in win at Cal • earned 93% grade and 5 knockdown blocks against Oregon State • recorded 3 knockdown blocks in win against Stanford, named WSU Offensive Player of the Week, rated best Pac-12 OT and 3rd-best run-blocking Pac-12 OL by PFF college • tied for team-lead with 5 knockdown blocks in win at Arizona State • recorded team-high 5 knockdown blocks at No. 3 Oregon • 42 straight starts at right tackle • for the season, rated best pass-blocking OL in the Pac-12 and 3rd-best pass-blocking OT nationally, according to PFF College (0 sacks in 477 snaps) • accepted invite to Reese's Senior Bowl • **All-America Honorable Mention (Phil Steele)** • **2021 All-Pac-12 First Team**

### #77 KONNER GOMNESS - RS-SO., OL

CAREER STATS	NOTES
OFFENSIVE LINE G/GS	
2019 (Redshirt) 0/0	Redshirt season
2020 4/0	Appeared on PAT, FG, KR, Punt
2021 8/6	Started at Center (PSU, USC, at Utah, at ORE, ARIZ, at UW)
Totals 12/6	

#### 2021 NOTES

• Played most of game at center and recorded 3 knockdown blocks against Utah State • started at center and made 5 knockdown blocks against Portland State, 1st career start • earned 3rd-best run-blocking grade among Pac-12 centers during week 4 at Utah, recorded team-high 8 knockdown blocks • started at C in win at Cal • did not appear against Oregon State, Stanford, BYU • appeared on special teams in win at Arizona State • started, recorded 2 knockdown blocks at No. 3 Oregon • started against Arizona and at Washington

### #78 JESUS ECHEVARRIA - RS-SR., DL

Season-High	Career-High
2, OREGON STATE (10/9/21)	TKLS 2 (3x), Last - OREGON STATE (10/9/21)
	TFL 1, at Wyoming (9/1/18)
	SACKS
	PBU
	INT

#### CAREER STATS

DEFENSE	G/GS	TT	PT	AT	TFL	SACKS	FF	FR	PD	INT/YDS
2018	5/0	4	2	2	1/-2	0/0	0	0	0	0/0
2019	2/0	2	1	1	0/0	0/0	0	0	0	0/0
2020	2/0	1	1	0	0/0	0/0	0	0	0	0/0
2021	4/0	4	1	3	0/0	0/0	0	0	0	0/0
Totals	13/0	11	5	6	1/-2	0/0	0	0	0	0/0

#### 2021 NOTES

• Made season debut in win at Cal, made 1 tackle • made 2 tackles in win over Oregon State • made 1 tackle in win over Stanford

### #80 BRENNAN JACKSON - RS-JR., EDGE

Season-High	Career-High
6, STANFORD (10/16/21)	TKLS 7, at Oregon State (11/7/20)
1 (4x), Last - at Oregon (11/13/21)	TFL 2, OREGON (11/14/20)
1 (3x), Last - at Oregon (11/13/21)	SACKS 1 (4x), Last - at Oregon (11/13/21)
1, at California (10/2/21)	PBU Same
1, OREGON STATE (10/9/21)	INT Same

#### CAREER STATS

DEFENSE	G/GS	TT	PT	AT	TFL	SACKS	FF	FR	PD	INT/YDS
2018 (Redshirt)	0/0	0	0	0	0/0	0/0	0	0	0	0/0
2019	2/0	1	0	1	0.5/-1	0/0	0	0	0	0/0
2020	4/4	19	11	8	3.5/-12	1.5/-7	1	0	0	0/0
2021	12/11	40	17	23	5/-32	4/-31	0	1	1	1/0
Totals	18/15	60	28	32	9/-45	5.5/-38	1	1	1	1/0

#### 2021 NOTES

• Named to Preseason All-Pac-12 Second Team (Phil Steele), Preseason All-Pac-12 Fourth Team (Athlon) and Preseason All-Pac-12 Honorable Mention (Media) • made 5 stops and 1 quarterback hurry against Utah State • made 4 stops, shared a sack, batted down a 4th-down pass and recorded a QB hurry against Portland State • made 2 stops and 1 QB hurry against USC • made 2 tackles at Utah • made 4 tackles including a sack in win at Cal, earned Pac-12 Defensive Lineman of the Week • made 3 tackles with a TFL and INT in win over Oregon State • made season-high 6 tackles with 1 sack and recovered game-ending fumble in win over Stanford, named Pac-12 Defensive Lineman of the Week • made 3 tackles against BYU • made 2 stops in win at Arizona State • made 4 tackles including a sack at No. 3 Oregon • made 2 tackles in win over Arizona • made 3 tackles and shared a sack in Apple Cup win • 2nd on team with 4 sacks • 8th in Pac-12 with 38 pressures (PFF College) • **CoSIDA Academic All-District 8 First Team • 2021 All-Pac-12 Honorable Mention**

### #82 TRAVION BROWN - JR., LB

Season-High	Career-High
6, at Arizona State (10/30/21)	TKLS 8, NORTHERN COLORADO (9/7/19)
	TFL 1, at Washington (11/29/19)
	SACKS
	PBU 1, at Utah (12/19/20)
	INT

#### CAREER STATS

DEFENSE	G/GS	TT	PT	AT	TFL	SACKS	FF	FR	PD	INT/YDS
2019	13/5	28	15	13	2/-3	0/0	0	0	0	0/0
2020	3/0	6	3	3	0/0	0/0	0	0	1	0/0
2021	11/2	30	18	12	0/0	0/0	1	1	1	0/0
Totals	27/7	64	36	28	3/-3	0/0	1	1	2	0/0

#### 2021 NOTES

• Made 3 solo tackles against Utah State and 3 more against Portland State • made 5 tackles against USC • made 2 tackles, forced a fumble and recovered another at Utah • made 2 tackles and broke up a screen pass in win at Cal • did not play against Oregon State • started, made 3 tackles in win over Stanford, earned 8th-best overall grade among Pac-12 linebackers during the week • made 1 tackle against BYU • made season-high 6 tackles in win at Arizona State • made 3 tackles at No. 3 Oregon • started, made 1 tackle in win over Arizona • made 2 stops in Apple cup win

### #85 LINCOLN VICTOR - SO., WR

Season-High	Career-High
5, OREGON STATE (10/9/21)	REC Same
73, STANFORD (10/16/21)	YARDS Same
1, OREGON STATE (10/9/21)	TD 1 (4x), Last - OREGON STATE (10/9/21)
48, STANFORD (10/16/21)	REC LONG Same
76, STANFORD (10/16/21)	ALL-PURPOSE 121, FRESNO STATE (11/2/19)
	PR LONG
	KR LONG 37, ARMY (11/30/19)

#### CAREER STATS

RECEIVING	G/GS	REC	YDS	AVG	TD	LG
2019 (HAW)	12/0	10	86	8.6	3	17
2020 (HAW)	5/0	2	17	8.5	0	13
2021 (WSU)	12/0	18	208	11.6	1	48
Totals	29/0	30	311	10.45	4	48

RUSHING	TC	NYG	AVG	TD	LG
2019 (HAW)	2	49	24.5	0	42
2020 (HAW)	0	0	0.0	0	0
2021 (WSU)	4	10	2.5	0	3
Totals	6	59	9.8	0	42

KICK RETURN	NO	YDS	AVG	TD	LG
2019 (HAW)	22	494	22.5	0	37
2020 (HAW)	1	17	17.0	0	17
2021 (WSU)	0	0	0.0	0	0
Totals	23	511	22.2	0	37

PUNT RETURN	NO	YDS	AVG	TD	LG
2019 (HAW)	0	0	0.0	0	0
2020 (HAW)	0	0	0.0	0	0
2021 (WSU)	0	0	0.0	0	0
Totals	0	0	0.0	0	0

#### NOTES

• Transferred from Hawaii in January, 2021 • played last 2 seasons at Hawaii • academic All-Mountain West Conference honors and Hawaii Scholar-Athlete as a freshman • attended Union High School in Vancouver, Wash. • three-time league offensive MVP and two-time region MVP, as a SENIOR, named State Player of the Year by the Associated Press

#### 2021 NOTES

• Appeared on offense and made 1 special teams tackle on kickoff against Utah State • caught first career passes for WSU, caught 3 passes for 24 yards against USC, also made 1 tackle on kickoff • caught a 12-yard pass, rushed 1 time and made 1 special teams tackle on kickoff at Utah • caught 2 passes for 19 yards in win at Cal • set career-highs with 5 catches for 40 yards including a 14-yard TD catch in win over Oregon State • had 2 carries, caught 2 passes including a 48-yard catch and made 1 tackle on kickoff in win over Stanford, named WSU Special Teams Player of the Game • caught 4 passes for 34 yards and made 1 tackle on kickoff against BYU • had a 7-yard carry and 6-yard reception in win at Arizona State • made 2 tackles in the win over Arizona, 1 on kickoff and 1 on punt • made 1 tackle on kickoff in Apple Cup win • 2nd on team with 8 special teams tackles, 6 on kickoff and 2 on punt • **2021 All-Pac-12 Honorable Mention, as an all-purpose player**

### #88 DE'ZHAUN STRIBLING - FR., WR

Season-High	Career-High
7, at Washington (11/26/21)	REC Same
93, at Utah (9/25/21)	YARDS Same
1 (4x), Last - at Oregon (11/13/21)	TD Same
26, at Utah (9/25/21)	LONG Same

#### CAREER STATS

RECEIVING	G/GS	REC	YDS	AVG	TD	LG
2021	12/12	42	458	10.9	4	26

#### 2021 NOTES

• Enrolled at WSU in January and participated in spring practice • played in the 2020 Polynesian Bowl, named one of 5 offensive standouts • played basketball and competed in the high jump • rated 2020 three-star prospect and No. 94 WR in the country • sat out 2020 season • started in collegiate debut, caught 2 passes for 10 yards against Utah State • made 5 catches for 65 yards against Portland State • caught 2 passes for 13 yards against USC • set career-highs with 6 catches and 93 receiving yards, also caught 1st career TD (26) at Utah • caught 4 passes for 36 yards including 8-yard TD catch in win at Cal • caught 3 passes for 37 yards in win over Oregon State • caught a 10-yard TD in win over Stanford • caught 3 passes for 28 yards against BYU • had a 23-yard catch in win at Arizona State • made 5 catches for 51 yards including 14-yard TD at No. 3 Oregon • caught 2 passes for 18 yards in win over Arizona • caught career-high 7 passes for 57 yards in Apple Cup win • led Pac-12 freshmen with 42 receptions and tied for Pac-12 freshman lead with 458 receiving yards and 4 TD rec • **2021 All-Pac-12 Honorable Mention**

### #89 TSION NUNNALLY - FR., WR

Season-High	Career-High
REC	
YARDS	
TD	
LONG	

#### CAREER STATS

RECEIVING	G/GS	REC	YDS	AVG	TD	LG
2021	4/0	0	0	0.0	0	0

#### 2021 NOTES

• Pronounced "Zion" • attended Cardinal Newman High School in Santa Rosa, Calif. • 3-star prospect and No. 68 prospect in California • made collegiate debut on offense in win at Cal, targeted once • appeared on offense late in win at Arizona State, at No. 3 Oregon, Arizona

### #90 LUCAS DUNKER JR. - SO., K

Season-High	Career-High
FGA	
FGM	
LONG	
PAT	
POINTS	

9, at Washington (11/26/21)	KO	Same
3 (3x), Last - at Washington (11/26/21)	TB	Same

#### CAREER STATS

KICKING	GP	PTS	PAT	FG	1-29	30-39	40-49	50+	LG	KO	TB
2021	11	0	0-0	0-0	0-0	0-0	0-0	0-0	0	57	22

#### NOTES

• Transferred from Garden City CC, 2020 season canceled • Enrolled in January, walked on • made collegiate debut week 2 against Portland State, kicked off 7 times, recorded 3 touchbacks • kicked off 3 times, recorded 1 touchback and 1 tackle against USC • had a pair of touchbacks at Utah • kicked off 4 times, had 3 touchbacks in win at Cal • had 2 touchbacks in win over Oregon State • had 2 touchbacks on 6 kickoffs in win over Stanford • made 2 touchbacks on 4 kickoffs against BYU • came off bench, had 4 kickoffs, 1 for a touchback in win at Arizona State • kicked off 4 times with 1 touchback at No. 3 Oregon • recorded 2 touchbacks on 7 kickoffs in win over Arizona • kicked off career-high 9 times, had 3 touchbacks and made 1 tackle in Apple Cup win

### #93 CHRISTIAN MEJIA - RS-SR., DL

Season-High	Career-High	
3 (2x), Last - BYU (10/23/21)	TKLS	Same
1 (2x), Last - ARIZONA (11/19/21)	TFL	1 (3x), Last - ARIZONA (11/19/21)
1, ARIZONA (11/19/21)	SACKS	1 (2x), Last - ARIZONA (11/19/21)
	PBU	
	INT	

#### CAREER STATS

DEFENSE	G/GS	TT	PT	AT	TFL	SACKS	FF	FR	PD	INT/YDS
2018	0/0	0	0	0	0/0	0/0	0	0	0	0/0
2019	2/0	2	1	1	0/0	0/0	0	0	0	0/0
2020	1/0	1	1	0	1/-5	1/-5	0	0	0	0/0
2021	12/6	15	6	9	2.5/-9	1/-6	0	1	0	0/0
Totals	15/6	18	8	10	3.5/-14	2/-11	0	1	0	0/0

#### 2021 NOTES

• Made 1st career start, shared TFL against Utah State • made 1 stop against Portland State • made career-high 3 tackles including 1 TFL against USC • made 2 tackles and recovered a fumble at Utah • started against Oregon State • started, made 1 stop against Stanford • made 3 tackles against BYU • made 1 tackle in win at Arizona State • made 1 tackle at No. 3 Oregon • made 2 tackles including a sack in win over Arizona

### #94 MOON ASHBY - SO., EDGE

Season-High	Career-High	
2, PORTLAND STATE (9/11/21)	TKLS	1, at USC (12/6/20)
0.5, PORTLAND STATE (9/11/21)	TFL	Same
	SACKS	
	PBU	
	INT	

#### CAREER STATS

DEFENSE	G/GS	TT	PT	AT	TFL	SACKS	FF	FR	PD	INT/YDS
2020	4/0	1	0	1	0/0	0/0	0	0	0	0/0
2021	2/0	2	1	1	0.5/-1	0/0	0	0	0	0/0
Totals	6/0	3	1	2	0.5/-1	0/0	0	0	0	0/0

#### 2021 NOTES

• made 2 stops including 1 shared TFL against Portland State • appeared on defense against USC

### #95 ANDREW EDSON - FR., EDGE

Season-High	Career-High	
6, USC (9/18/21)	TKLS	Same
3, USC (9/18/21)	TFL	Same
1, USC (9/18/21)	SACKS	Same
	PBU	
	INT	

#### CAREER STATS

DEFENSE	G/GS	TT	PT	AT	TFL	SACKS	FF	FR	PD	INT/YDS
2021	12/1	11	7	4	4.5/-22	2.5/-18	0	2	0	0/0

#### 2021 NOTES

• Attended Mount Si High School in Snoqualmie, Wash • as a JUNIOR, named to 4A All-KingCo Second Team on both offense and defense • 3-star prospect, No. 69 weakside defensive end in the country and No. 14 overall prospect in the state • made collegiate debut, recovered a fumble against Utah State • named WSU Defensive Player of the Week, recorded 1st career sack, added a QB hurry and recovered a fumble for the second straight week against Portland State • made 5 tackles including 3 TFL and 1 sack against USC • made 1st career start at Utah • made 1 tackle in win over Stanford • made 2 stops in win at Arizona State • shared a sack in win over Arizona • tied for 3rd in Pac-12 with 2 fumble recoveries

### #96 ANTONIO PULE - SR., DL

Season-High	Career-High	
4, at Oregon (11/13/21)	TKLS	Same
1, STANFORD (10/16/21)	TFL	Same
1, STANFORD (10/16/21)	SACKS	Same
	PBU	
	INT	

#### CAREER STATS

DEFENSE	G/GS	TT	PT	AT	TFL	SACKS	FF	FR	PD	INT/YDS
2020	4/0	1	0	1	0/0	0/0	0	0	0	0/0
2021	12/9	12	7	5	1/-1	1/-1	0	0	0	0/0
Totals	16/9	13	7	6	1/-1	1/-1	0	0	0	0/0

#### 2021 NOTES

• Made 2 tackles against Utah State • made 1st career start, recorded 1 tackle against Portland State • started against USC, at Utah, at Cal • made career-high 3 tackles including 1st career sack in win over Stanford, earned 4th-best pass-rush grade among Pac-12 DL for the week • started against BYU • started at Arizona State, made 1 stop • started, made career-high 4 tackles at No. 3 Oregon • started, made 1 tackle in win over Arizona

### #97 TY GARAY-HARRIS - RS-SO., DL

Season-High	Career-High	
1, ARIZONA (11/19/21)	TKLS	2, at Utah (12/19/20)
.5, ARIZONA (11/19/21)	TFL	Same
.5, ARIZONA (11/19/21)	SACKS	Same
	PBU	
	INT	

#### CAREER STATS

DEFENSE	G/GS	TT	PT	AT	TFL	SACKS	FF	FR	PD	INT/YDS
2019 (Redshirt)	0/0	0	0	0	0/0	0/0	0	0	0	0/0
2020	2/0	2	1	1	0/0	0/0	0	0	0	0/0
2021	8/0	1	0	1	.5/-2	.5/-2	0	0	0	0/0
Totals	10/0	3	1	2	.5/-2	.5/-2	0	0	0	0/0

#### 2021 NOTES

• Appeared on defense, recorded a QB hurry against Utah State • shared a sack in win over Arizona

### #98 DALLAS HOBBS - RS-SR., DL

Season-High	Career-High	
2, UTAH STATE (9/4/21)	TKLS	4, at Utah (9/28/19)
0.5, PORTLAND STATE (9/11/21)	TFL	2, at Utah (9/28/19)
	SACKS	1 (2x), Last - at Arizona State (10/12/19)
	PBU	
	INT	

#### CAREER STATS

DEFENSE	G/GS	TT	PT	AT	TFL	SACKS	FF	FR	PD	INT/YDS
2018	5/0	2	1	1	1/-2	0/0	0	0	0	0/0
2019	13/7	15	11	4	5.5/-26	2/-12	1	0	0	0/0
2020	4/4	8	6	2	1/-5	0/0	0	0	0	0/0
2021	7/0	4	1	3	0.5/-1	0/0	0	0	0	0/0
Totals	29/11	29	19	10	8/-34	3/-12	1	0	0	0/0

#### 2021 NOTES

• Named a nominee for the 2021 Allstate AFCA Good Works Team, one of 109 student-athletes with stories of exemplary community service, alongside their academic dedication and impact on and off the field • made 2 tackles against Utah State • shared a TFL and had a QB hurry against Portland State • made 1 tackle at Utah



### THE LAST TIME WSU ...

PASSING (Min. 20 att)	
70+ PASS ATTEMPTS	70, Anthony Gordon, Oregon State, 2019
60+ PASS ATTEMPTS	62, Anthony Gordon, at Washington, 2019
50+ PASS ATTEMPTS	62, Anthony Gordon, at Washington, 2019
50+ PASS COMPLETIONS	50, Anthony Gordon, Oregon State, 2019
40+ PASS COMPLETIONS	48, Anthony Gordon, at Washington, 2019
30+ PASS COMPLETIONS	32, Jayden de Laura, Oregon State, 2021
500+ PASS YARDS	606, Anthony Gordon, Oregon State, 2019
400+ PASS YARDS	606, Anthony Gordon, Oregon State, 2019
5+ PASSING TD	6, Anthony Gordon, Oregon State, 2019
4+ PASSING TD	4, Jayden de Laura, Arizona, 2021
5+ INT	5, Luke Falk, at California, 2017
4+ INT	4, Tyler Hilinski, at Arizona, 2017
.850+ COMPLETION PCT.	.914 (32-35), Luke Falk, Arizona, 2016
.800+ COMPLETION PCT.	.843 (27-32), Jayden de Laura, at Washington, 2021
.750+ COMPLETION PCT.	.843 (27-32), Jayden de Laura, at Washington, 2021

RUSHING (Min. 8 carries)	
HAD 40+ CARRIES	42, Jerome Harrison, UCLA, 2004
HAD 30+ CARRIES	37, Dwight Tardy, UCLA, 2007
HAD 20+ CARRIES	22, Max Borghi, at Washington, 2021
RUSHED FOR 200+ YARDS	214, Dwight Tardy, UCLA, 2007
RUSHED FOR 100+ YARDS	129, Max Borghi, at Washington, 2021
RUSHED FOR 4+ TD	4, Deon Burnett, Louisiana - Lafayette, 1999
RUSHED FOR 3+ TD	3, Max Borghi, BYU, 2021
AVERAGED 10.0 YARDS	12.8, Max Borghi, New Mexico State, 2019
RUSHED FOR 75+ YARD TD	80, Christopher Ivory, Idaho, 2006
RUSHED FOR 50+ YARD TD	64, Max Borghi, Utah State, 2021
2 PLAYERS RUSHED FOR 100+ YARDS	Jerome Harrison (113), DeMaundray Woolridge (105), vs. Grambling State, 2005
3 PLAYERS RUSH FOR TD	Deon McIntosh (1), Max Borghi (1), Jayden de Laura (1), Portland State, 2021

RECEIVING	
15+ RECEPTIONS	15, Vince Mayle, at Arizona State, 2014
10+ RECEPTIONS	11, Renard Bell, at USC, 2020
200+ REC YARDS	252, Vince Mayle, at Arizona State, 2014
100+ REC YARDS	133, Calvin Jackson Jr., Arizona, 2021
4+ REC TD	4, Easop Winston Jr., UCLA, 2019
3+ REC TD	4, Easop Winston Jr., UCLA, 2019
2+ REC TD	2 (2 players) Calvin Jackson Jr. and Travell Harris, Arizona, 2021
75+ YARD REC TD	78, Calvin Jackson Jr. from Jayden de Laura, Arizona, 2021
50+ YARD REC TD	78, Calvin Jackson Jr. from Jayden de Laura, Arizona, 2021
2 PLAYERS W/ 10+ REC	Tavares Martin Jr. (11), Jamal Morrow (10), at Arizona, 2017
2 PLAYERS W/ 100+ REC YARDS	Brandon Arconado (148), Easop Winston Jr. (107), Stanford, 2019
3 PLAYERS W/ 100+ REC YARDS	Vince Mayle (263), River Cracraft (172), Dom Williams (107), California, 2014

ALL-PURPOSE	
300+ ALL-PURPOSE YARDS	375, Rueben Mayes, Oregon, 1984
200+ ALL-PURPOSE YARDS	212, Travell Harris, at Oregon, 2021
SCORED 3 TOTAL TD	3, Max Borghi, BYU, 2021

DEFENSE	
20+ TACKLES	20, Jahad Woods, vs. Air Force, 2019
15+ TACKLES	16, Jahad Woods, BYU, 2021
5+ SACKS	5, Mkristo Bruce, Stanford, 2006
4+ SACKS	4, Andy Mattingly, Arizona State, 2007
3+ SACKS	Hercules Mata'afa, at Utah, 2017
5+ TACKLES-FOR-LOSS	5.0, Hercules Mata'afa, at Utah, 2017
4+ TACKLES-FOR-LOSS	5.0, Hercules Mata'afa, at Utah, 2017
3+ TACKLES-FOR-LOSS	3.0, Ron Stone Jr., at Utah, 2021
4+ INTERCEPTIONS	4, Lamont Thompson, UCLA, 2001
3+ INTERCEPTIONS	3, Will Derting, Nevada, 2002
2+ INTERCEPTIONS	2, Armani Marsh, at Washington, 2021
2+ FUMBLE RECOVERIES	2, Jaylen Watson, at Oregon, 2021

SPECIAL TEAMS	
12+ PUNTS	12, Steve Johnston, UCLA, 1992
10+ PUNTS	10, Michael Bowlin, Arizona State, 2012
9+ PUNT RETURNS	9, Jay Dumas, Oregon, 1994
100+ PUNT RET YARDS	157, Michael Bumpus, Nevada, 2005
PUNT RETURN FOR TD	75, Kaleb Fossum, California, 2016

9+ KICK RETURNS	9, Isiah Barton, Oregon State, 2011
200+ KICK RET YARDS	220, Teondray Caldwell, Oregon, 2012
KICKOFF RETURN FOR TD	100, Travell Harris, Eastern Washington, 2018

INT RETURN FOR TD	28 yards, Armani Marsh, at Washington, 2021
FUMBLE RETURN FOR TD	End zone, Kainoa Wilson, Arizona, 2018
RECORDED A SAFETY	Joey Hobert blocked punt out of endzone, Arizona, 2021
DEFENSIVE SHUTOUT	31-0, San Jose State, 2018
NO TOUCHDOWN ALLOWED	31-0, San Jose State, 2018

MADE 50+ YARD FIELD GOAL	51, Blake Mazza, at Utah, 2019
MADE 4+ FIELD GOALS	4 (31, 25, 41, 39), Dean Janikowski, at Washington, 2021
BLOCKED PUNT	Joey Hobert (2x), Arizona, 2021
BLOCKED 2 PUNTS	Arizona, 2021
BLOCKED PUNT RETURN FOR TD	5, Tristan Brock, at Oregon State, 2018
BLOCKED FIELD GOAL	Lamonte McDougle, at California, 2019
BLOCKED 2 FIELD GOALS	at Oregon, 2003
BLOCKED FG RETURN FOR TD	72, Marcellus Pippins, Idaho, 2016

DEFENSIVE PAT	George Hicks III, Blocked PAT return, at California, 2019
BLOCKED PAT	Team (Misiona Aiulupotea-Pei blocked), at California, 2019

2-PT CONVERSION ATT	Lincoln Victor reverse pass failed, BYU, 2021
2-PT CONVERSION MAKE	Gordon pass to Arconado, at Oregon, 2019

ATTEMPTED ONSIDE KICK (0 for last 7)	at Oregon, 2021
CONVERTED ONSIDE KICK	at Arizona State, 2014

### THE LAST TIME A WSU OPPONENT ...

PASSING (Min. 20 att)	
60+ PASS ATTEMPTS	61, Brad Lebo, Montana, 1992
50+ PASS ATTEMPTS	53, Davis Webb, California, 2016
40+ PASS COMPLETIONS	40, Bo Levi Mitchell, at SMU, 2009
30+ PASS COMPLETIONS	30, Jaxson Dart, USC, 2021
500+ PASS YARDS	504, David Mills, Stanford, 2019
400+ PASS YARDS	408, Jake Luton, Oregon State, 2019
300+ PASS YARDS	312, Tyler Shough, Oregon, 2020
5+ PASSING TD	5, Kedon Slovis, at USC, 2020
4+ PASSING TD	4, Jaxson Dart, USC, 2021
4+ INT	4, Sam Huard, at Washington, 2021
.850+ COMPLETION PCT.	.850 (34-40), Gage Gubrud, Eastern Washington, 2016
.800+ COMPLETION PCT.	.850 (34-40), Gage Gubrud, Eastern Washington, 2016
.750+ COMPLETION PCT.	.781 (25-32), Kedon Slovis, at USC, 2020

RUSHING (Min. 8 carries)	
HAD 40+ CARRIES	42, John White, Utah, 2011
HAD 30+ CARRIES	32, Tyler Allgeier, BYU, 2021
HAD 25+ CARRIES	32, Tyler Allgeier, BYU, 2021
RUSHED FOR 200+ YARDS	257, CJ Verdell, at Oregon, 2019
RUSHED FOR 100+ YARDS	123, Anthony Brown, at Oregon, 2021
RUSHED FOR 4+ TD	4, Jermar Jefferson, at Oregon State, 2018
RUSHED FOR 3+ TD	3, Ty Jordan, at Utah, 2020
AVERAGED 10.0 YARDS	10.9, Byron Cardwell, at Oregon, 2021
RUSHED FOR 50+ YARD TD	54, Jermar Jefferson, Oregon State, 2019
RUSHED FOR 75+ YARD TD	89, CJ Verdell, at Oregon, 2019
2 PLAYERS RUSHED FOR 100+ YARDS	B.J. Taylor (145), Deshaun Fenwick (127), Oregon State, 2021

RECEIVING	
12+ RECEPTIONS	13, Drake London, USC, 2021
10+ RECEPTIONS	13, Drake London, USC, 2021
200+ REC YARDS	206, Cooper Kupp, Eastern Washington, 2016
100+ REC YARDS	170, Drake London, USC, 2021
3+ REC TD	4, Amon St. Brown, at USC, 2020
75+ YARD REC TD	91, Britain Covey, at Utah, 2020
50+ YARD REC TD	91, Britain Covey, at Utah, 2020
2 PLAYERS WITH 100+ REC YARDS	Demetric Felton (150), Chase Cota (147), UCLA, 2019

ALL-PURPOSE	
300+ ALL-PURPOSE YARDS	313, CJ Verdell, at Oregon, 2019
200+ ALL-PURPOSE YARDS	313, CJ Verdell, at Oregon, 2019

DEFENSE	
15+ TACKLES	15, Karene Reid, at Utah, 2021
5+ SACKS	5, Riall Johnson, Stanford, 1999
4+ SACKS	5, Riall Johnson, Stanford, 1999
3+ SACKS	3, Van Fillinger, at Utah, 2021
5+ TACKLES-FOR-LOSS	5, Nick Reed, Oregon, 2007
4+ TACKLES-FOR-LOSS	4, Devin Lloyd, at Utah, 2020
3+ TACKLES-FOR-LOSS	3, Devin Lloyd, at Utah, 2021
3+ INTERCEPTIONS	3, Jordan Poyer, Oregon State, 2012
2+ INTERCEPTIONS	2, D. Lenoir, Oregon, 2018

SPECIAL TEAMS	
12+ PUNTS	12, Ryan Downes, Idaho, 2001
10+ PUNTS	11, Bryce Crawford, San Jose State, 2018
9+ PUNT RETURNS	9, Jay Dumas, Oregon, 1994
100+ PUNT RET YARDS	114, William Wright, Arizona, 2009
PUNT RETURN FOR TD	69, Kyle Phillips, UCLA, 2019
7+ KICK RETURNS	7, Dom. Hatfield, Utah, 2013
200+ KICK RET YARDS	240, Tony Cherry, Oregon, 1984
KICKOFF RETURN FOR TD	100, Demetric Felton, UCLA, 2019

BLOCKED FG RETURN FOR TD	68, Sheldon Price, UCLA, 2012
BLOCKED PUNT RETURN FOR TD	
INT RETURN FOR TD	54, Clark Phillips, at Utah, 2021
FUMBLE RETURN FOR TD	Sack in the end zone, Tui Tuipulotu, USC, 2021
RECORDED A SAFETY	QB sack, Utah State, 2021
DEFENSIVE SHUTOUT	at Arizona State (42-0), 2010
NO TOUCHDOWNS ALLOWED	at California (37-3), 2017

MADE 50+ YARD FIELD GOAL	51, Joshua Karty, Stanford, 2021
MADE 4+ FIELD GOALS	4 (22, 22, 38, 38), Ka'imi Fairbarin, at UCLA, 2015
BLOCKED PUNT	Nick Alftin, at California, 2021
BLOCKED FIELD GOAL	Maxs Tupai, (Mazza 52-yard attempt) at Utah, 2018
DEFENSIVE PAT	100-yard INT, Steve Tovar, Ohio State, 2001
BLOCKED PAT	Stanford, 2019

2-PT CONVERSION ATT	Incomplete pass, at Washington, 2021
2-PT CONVERSION MAKE	Successful pass, Arizona, 2021

ATTEMPTED ONSIDE KICK	at Washington, 2021
CONVERTED ONSIDE KICK	Oregon State, 2019

## SINGLE-GAME RECORDS

### PASS ATTEMPTS

1.	89	Connor Halliday	at Oregon	10/19/13
2.	79	Connor Halliday	Arizona	10/25/14
3.	74	Luke Falk	at Arizona State	11/22/14
	74	Luke Falk	at Oregon	10/10/15
5.	71	Luke Falk	at Boise State	9/10/16
6.	70	Connor Halliday	California	10/4/14
7.	69	Connor Halliday	at Stanford	10/10/14
	69	Luke Falk	at Utah	11/11/17
9.	68	Anthony Gordon	Oregon State	11/23/19
10.	67	Connor Halliday	at California	10/5/13

### PASS COMPLETIONS

1.	58	Connor Halliday	at Oregon	10/19/13
2.	56	Connor Halliday	Arizona	10/25/14
3.	55	Luke Falk	at Boise State	9/10/16
4.	50	Luke Falk	at Oregon	10/10/15
	50	Anthony Gordon	Oregon State	11/23/19
6.	49	Connor Halliday	California	10/4/14
7.	48	Anthony Gordon	at Washington	11/29/19
8.	47	Luke Falk	at Rutgers	9/12/15
	47	Luke Falk	at Arizona	10/24/15
10.	45	Luke Falk	at Arizona State	11/22/14
	45	Tyler Hilinski	at Arizona	10/28/17
	45	Gardner Minshew II	Eastern Washington	9/15/18
	45	Anthony Gordon	at California	11/9/19

### PASSING YARDS

1.	734	Connor Halliday	California	10/4/14
2.	606	Anthony Gordon	Oregon State	11/23/19
3.	601	Luke Falk	at Arizona State	10/22/14
4.	570	Anthony Gordon	UCLA	9/21/19
5.	557	Connor Halliday	at Oregon	10/19/13
6.	544	Connor Halliday	Portland State	9/13/14
7.	532	Connor Halliday	vs. Rutgers	8/28/14
8.	531	Alex Brink	at Oregon State	10/1/05
9.	521	Connor Halliday	at California	10/5/13
10.	520	Anthony Gordon	Stanford	11/16/19

### PASSING TOUCHDOWNS

1.	9	Anthony Gordon	UCLA	9/21/19
2.	7	Gardner Minshew II	Arizona	11/17/18
3.	6	Jason Gesser	at Arizona	10/14/00 (3 ot)
	6	Connor Halliday	vs. Colorado State	12/21/13
	6	Connor Halliday	Portland State	9/13/14
	6	Connor Halliday	California	10/4/14
	6	Luke Falk	Oregon State	10/17/15
	6	Luke Falk	Oregon State	9/16/17
	6	Anthony Gordon	Oregon State	11/23/19
10.	5	19 Times	Last by:	
		Anthony Gordon	Stanford	11/16/19

### COMPLETION PERCENTAGE (Min. 10 Att.)

1.	.914 (32-35)	Luke Falk	Arizona	11/5/16
2.	.870 (20-23)	Alex Brink	Oregon	10/21/06
3.	.846 (33-39)	Luke Falk	Montana State	9/2/17
4.	.843 (27-32)	Jayden de Laura	at Washington	11/26/21
5.	.828 (29-35)	Anthony Gordon	New Mexico State	8/31/19
6.	.822 (37-45)	Luke Falk	Wyoming	9/19/15
7.	.818 (9-11)	Wayne Berry	at Iowa	10/3/53
	.818 (9-11)	R. Turner	Montana State	9/3/83
9.	.809 (38-47)	Alex Brink	vs. San Diego State	9/8/07
10.	.806 (25-31)	T. Rosenbach	Arizona	10/24/87

### 300 PASSING YARDS IN A HALF (SINCE 1983)

1.	440 (2nd)	Tyler Hilinski	at Arizona	10/28/17
2.	397 (2nd)	Connor Halliday	California	10/4/14
3.	371 (2nd)	Ryan Leaf	at Arizona State	11/1/97
4.	349 (2nd)	Luke Falk	Arizona State	11/7/15
5.	337 (1st)	Connor Halliday	California	10/4/14
6.	335 (1st)	Luke Falk	at Arizona	10/24/15
7.	330 (1st)	Anthony Gordon	New Mexico State	8/31/19
8.	329 (1st)	Luke Falk	at Arizona State	11/22/14
9.	323 (1st)	Luke Falk	Oregon State	10/24/15
10.	321 (1st)	Connor Halliday	Portland State	9/13/14

### LONGEST PASSING PLAY

1.	99	Johnny Forzani	from Jeff Tuel, Arizona State	10/10/09
2.	97	Nian Taylor	from Steve Birnbaum, Idaho	9/19/98
3.	91	Brandon Gibson	from Alex Brink, Arizona	11/4/06
4.	90	Vince Mayle	from Connor Halliday, California	10/4/14
5.	89	Easop Winston Jr.	from Gardner Minshew II, Utah	9/29/18

### RUSHING TOUCHDOWNS

1.	5	James Matthews	Idaho	9/11/82
2.	4	Rueben Mayes	at Stanford	10/20/84
	4	Rueben Mayes	Montana State	11/16/85
	4	Shaunbe Wright-Fair	Temple	10/30/92
	4	Deon Burnett	Louisiana Lafayette	10/9/99
	4	Dave Minnich	at Arizona	9/29/01
	4	John Tippins	Montana State	10/18/01
8.	3	26 Times	Last by:	
		Max Borghi	BYU	10/23/21

### RUSH YARDS

1.	357	Rueben Mayes	at Oregon	10/27/84
2.	261	Bernard Jackson	Oregon	10/30/71
3.	260	Jerome Harrison	UCLA	10/15/05
4.	247	Jerome Harrison	at UCLA	11/06/04
5.	240	Jerome Harrison	Arizona State	11/5/05
6.	218	Tali Ena	at Oregon State	11/3/79
	218	Jerome Harrison	Stanford	10/8/05
8.	216	Rueben Mayes	at Stanford	10/20/84
9.	214	Michael Black	California	10/19/96
	214	Dwight Tardy	UCLA	10/27/07

### LONGEST RUSH

1.	87	Chuck Morrell	Pacific	11/15/58
	87	Frank Madu	at Nebraska	9/30/95
3.	85	Frank Madu	Montana State	9/11/93
	85	Albert Kennedy	Arizona	10/15/94
5.	84	Byron Bailey	UCLA	10/22/49

### RECEPTIONS

1.	15	Vince Mayle	at Arizona State	11/22/14
2.	14	River Cracraft	at Stanford	10/10/14
	14	Vince Mayle	Arizona	10/25/14
	14	Gabe Marks	at Rutgers	9/12/15
	14	Easop Winston Jr.	at Arizona State	10/12/19
6.	13	Gabe Marks	at Oregon	10/19/13
	13	James Williams	Montana State	9/2/17
	13	Tay Martin	Eastern Washington	9/15/18
9.	12	Doug Flansburg	at Houston	9/23/66
	12	Marquess Wilson	vs. Oregon (Seattle)	9/29/12
	12	Vince Mayle	vs. Rutgers (Seattle)	8/28/14
	12	Gabe Marks	at UCLA	11/14/15
	12	Tavares Martin Jr.	at Boise State	9/10/16
	12	Brandon Arconado	at California	11/9/19
	12	Max Borghi	at Washington	11/29/19

### RECEIVING YARDS

1.	263	Vince Mayle	California	10/4/14
2.	252	Vince Mayle	at Arizona State	11/22/14
3.	255	Deron Pointer	Arizona State	10/9/93
4.	254	Nian Taylor	Idaho	9/19/98
5.	252	Gail Cogdill	at Northwestern	9/27/58
6.	240	Jason Hill	at California	10/22/05
7.	236	Marquess Wilson	at San Diego State	9/17/11
8.	227	Isiah Myers	Portland State	9/13/14
9.	223	Marquess Wilson	Arizona State	11/12/11
10.	215	Ed Barker	at Oregon State	10/20/51

### RECEIVING TOUCHDOWNS

1.	4	Gabe Marks	at Arizona	10/24/15	
	4	Easop Winston Jr.	UCLA	9/21/19	
3.	3	16 times	Most Recent:		
		3	Tavares Martin Jr.	Oregon State	9/16/17

### TOTAL TACKLES

1.	28	Brian Forde	California	9/7/85
2.	25	Brian Forde	at Michigan	9/19/87
	25	Dan Grayson	Arizona	10/21/89
	24	Brian Forde	at Stanford	11/1/86
5.	23	Anthony McClanahan	USC	10/12/91
	23	James Darling	at Colorado	8/31/96
7.	20	Brian Forde	Arizona	11/8/86
	20	Tuineau Alipate	at Michigan	9/19/87
	20	Anthony McClanahan	Stanford	11/16/91
	20	Anthony McClanahan	Arizona State	11/7/92
	20	Brandon Moore	at Arizona State	11/1/97
	20	Jahad Woods	vs. Air Force	12/27/19

### TACKLES-FOR-LOSS

1.	6.5	Cory Evans	Oregon State	11/17/07 (-20)
2.	5.0	Keith Millard	Arizona	9/17/83 (-26)
	5.0	DeWayne Patterson	at Pacific	10/2/93 (-25)
	5.0	Mkristo Bruce	at Stanford	9/23/06 (-33)
	5.0	Andy Mattingly	Arizona State	10/6/07 (-31)
	5.0	Hercules Mata'afa	at Utah	11/11/17 (-35)
7.	4.5	D.D. Acholonu	at Washington	11/22/03 (-27)
8.	4.0	20 times	Most Recent:	
		Cyrus Coen	at Arizona State	11/17/12

### SACKS (since 1979; 3+)

1.	5.0	Mkristo Bruce	at Stanford	9/23/06
2.	4.0	Tim Downing	vs. California (Tokyo)	11/29/87
	4.0	Keith Millard	at Oregon State	11/5/83
	4.0	DeWayne Patterson	at Oregon	10/30/93
	4.0	DeWayne Patterson	at UCLA	9/24/94
	4.0	Andy Mattingly	Arizona State	10/6/07
7.	3.5	DeWayne Patterson	Oregon	10/8/94
8.	3.0	15 players (22 times)	Last by:	
		Hercules Mata'afa	at Utah	11/11/17

### INTERCEPTIONS

1.	4	Lamont Thompson	UCLA	11/3/01
2.	3	Bill Lippincott	Oregon State	10/6/45
	3	Laverne Torgeson	vs. Penn State	11/27/48
	3	Clete Baltes	Stanford	10/13/62
	3	Rick Reed	at Oregon	11/5/66
	3	Lionel Thomas	Pacific	11/1/69
	3	Lionel Thomas	Idaho	9/19/70
	3	Eric Johnson	Washington	11/18/72
	3	Paul Sorensen	at Arizona	10/24/81
	3	Ron Collins	at Stanford	10/20/84
	3	Torey Hunter	at Arizona State	10/19/91
	3	Lamont Thompson	at Washington	11/22/97
	3	Will Derting	vs. Nevada	8/31/02

### FIELD GOALS MADE

1.	5	Drew Dunning	New Mexico	9/20/03
	5	Erik Powell	Stanford	10/31/15
3.	4	Chuck Diedrick	at Kansas	9/13/75
	4	Paul Watson	at Kansas	9/24/77
	4	John Traut	at Tennessee	9/1/84
	4	Jason Hanson	at BYU	9/7/89
	4	Jason Hanson	Arizona	10/21/89
	4	Rian Lindell	at Boise State	9/12/98
	4	Drew Dunning	vs. Purdue	12/31/01
	4	Drew Dunning	Washington	11/23/02
	4	Drew Dunning	vs. Idaho (Sea.)	8/30/03
	4	Drew Dunning	at Washington	11/22/03
	4	Romeen Abdolmohammadi	Stanford	11/10/07
	4	Andrew Furney	at UCLA	10/8/11
	4	Erik Powell	at Oregon	10/7/17
	4	Erik Powell	at Utah	11/11/17
	4	Dean Janikowski	at Washington	11/26/21

### LONGEST FIELD GOAL

1.	62	Jason Hanson	at UNLV	9/28/91
2.	60	Andrew Furney	Eastern Washington	9/8/12
3.	58	Jason Hanson	at Brigham Young	9/7/89
	58	Jason Hanson	Arizona State	11/10/90
5.	57	Paul Watson	Idaho	11/12/77
	57	Rian Lindell	Boise State	9/27/97
7.	56	Nico Grasu	at Oklahoma State	9/4/10
	56	Erik Powell	at Arizona	10/28/17
9.	55	Joe Danelo	Stanford	10/26/74
	55	Jason Hanson	California	9/22/90

### LONGEST PUNT

1.	87	Kyle Basler	at Arizona	9/25/04
2.	84	Reid Forrest	California	11/6/10
3.	83	Gavin Hedrick	California	9/27/75
4.	82	Gavin Hedrick	California	10/8/77
5.	81	Rob Meyers	USC	9/30/89
6.	80	Richard Emerson	at Oklahoma	12/3/38
7.	78	Oscar Draguicevich III	Oregon	11/14/20
8.	76	Mark Rypien	Oregon State	11/3/84
9.	75	Rob Myers	at Wyoming	9/23/89
10.	74	Keith Lincoln	at Idaho	11/12/60
	74	Rob Myers	at Washington	11/18/89

### WSU TEAM SINGLE-GAME RECORDS

POINTS		
1.	86	Blair Business College 10/12/07
2.	84	Idaho 11/15/75
3.	77	SW Louisiana 11/8/97
4.	74	Puget Sound 10/20/09
5.	73	Eastern Washington 10/10/08
6.	70	Spokane AC 10/26/07
7.	69	Arizona 11/5/16
	69	Arizona 11/17/18
9.	68	Montana 10/10/42
10.	65	Pacific (Ore.) 10/4/24

TOTAL OFFENSE (600+)		
1.	812	California 10/4/14
2.	720	UCLA 9/21/19
3.	706	Portland State 9/13/14
4.	693	Idaho 11/15/75
5.	675	at Utah 9/21/85
6.	663	at Oregon 10/27/84
7.	654	vs. San Diego State (Sea) 9/8/07
	654	California 11/12/16
9.	653	Montana State 10/18/01
10.	651	Oregon 10/1/16
11.	646	at Arizona 10/28/17
12.	641	at Oregon 10/10/15
	641	Oregon State 11/23/19
14.	638	at Oregon State 10/1/05
	638	Portland State 9/20/08
16.	637	Idaho 9/9/06
17.	636	Utah (Copper Bowl) 12/29/92
18.	631	at Arizona 10/24/15
19.	624	Stanford 11/16/19
20.	619	California 10/18/97
21.	618	at Tennessee 10/1/88
	618	New Mexico State 8/31/19
23.	615	at Minnesota 9/10/88
24.	614	Arizona 11/5/16
25.	610	UNLV 9/10/11
26.	605	Arizona 11/17/18
27.	603	Oregon 10/29/77
28.	602	UNLV 9/24/83
29.	601	at Illinois 9/3/88
	601	at California 10/22/05

TOTAL PLAYS		
1.	106	Montana 9/5/92
2.	105	at Oregon 10/10/15
3.	101	at Oregon 10/19/13
4.	101	at Arizona 10/28/17
5.	100	at Arizona State 11/22/14
6.	99	Arizona 10/25/14
7.	98	UCLA 10/27/07
8.	97	at Oregon State 10/1/05
9.	95	California 10/4/14
10.	94	Boise State 9/9/17
	94	at Colorado 11/10/18

FIRST DOWNS		
1.	36	Montana 9/5/92
	36	vs. San Diego State (Sea) 9/8/07
	36	Portland State 9/20/08
	36	Oregon 10/1/16
5.	35	at Oregon 10/19/13
	35	Eastern Washington 9/15/18
	35	Oregon State 11/23/19
8.	34	at Illinois 9/3/88
	34	at Arizona 10/24/15
	34	Arizona 11/5/16
	34	California 11/12/16

PASSING TOUCHDOWNS		
1.	9	UCLA 9/21/19
2.	7	UNLV 9/10/11
	7	Portland State 9/13/14
	7	Arizona 11/17/18
5.	6	at Arizona 10/14/00
	6	vs. Colorado State 12/21/13
	6	California 10/4/14
	6	Oregon State 10/24/15
	6	Arizona 11/5/16
	6	Oregon State 9/16/17
	6	New Mexico State 8/31/19
	6	Oregon State 11/23/19

PASS ATTEMPTS		
1.	89	at Oregon 10/19/13
2.	84	at Arizona 10/28/17
3.	79	Arizona 10/25/14
4.	76	at California 11/16/74
	76	at Washington 11/22/75
	76	at Arizona State 11/22/14
7.	75	at Oregon 10/10/15
8.	71	at Boise State 9/10/16
9.	70	California 10/4/14
	70	Oregon State 11/23/19

PASS COMPLETIONS		
1.	58	at Oregon 10/19/13
	58	at Arizona 10/28/17
3.	56	Arizona 10/25/14
4.	55	at Boise State 9/10/16
5.	51	Eastern Washington 9/15/18
6.	50	at Oregon 10/10/15
	50	Oregon State 11/23/19
8.	49	California 10/4/14
	49	Boise State 9/9/17
10.	48	at Washington 11/29/19

PASSING YARDS		
1.	734	California 10/4/14
2.	630	Portland State 9/13/14
3.	606	Oregon State 11/23/19
4.	602	at Nevada 10/28/17
5.	601	at Arizona State 11/22/14
6.	570	UCLA 9/21/19
7.	557	at Oregon 10/19/13
8.	532	vs. Rutgers (Sea) 8/28/14
9.	531	at Oregon State 10/1/05
10.	524	Eastern Washington 9/15/18

RUSHING TOUCHDOWNS		
1.	10	Idaho 11/15/75
2.	7	Oregon 10/29/77
	7	Montana State 11/16/85
4.	6	Pacific 10/10/64
	6	Oregon 11/7/81
	6	at Oregon 10/27/84
	6	Southwest Louisiana 11/8/97
	6	Oregon 10/1/16
9.	5	San Jose State 9/22/62
	5	at Utah 10/2/71
	5	at Washington 11/24/73
	5	at Arizona 10/18/80
	5	vs. BYU (Holiday Bowl) 12/18/81
	5	Montana State 9/12/81
	5	Idaho 9/11/82
	5	at Stanford 10/20/84
	5	at Oregon State 10/12/85
	5	at Illinois 9/3/88
	5	Oregon State 9/18/93

RUSH ATTEMPTS		
1.	76	at California 11/16/74
	76	at Washington 11/22/75
3.	71	Montana State 11/16/85
4.	69	UNLV 9/24/83
5.	68	Pacific (Ore.) 10/4/80
6.	67	Idaho 11/15/75
7.	66	Oregon 11/3/73
	66	at Washington 11/24/73
	66	Oregon 10/29/77
	66	California 11/14/81
	66	Stanford 10/23/82

NET RUSHING YARDS		
1.	524	at Oregon 10/27/84
2.	442	at California 11/16/74
3.	439	Idaho 11/15/75
4.	438	Oregon 10/30/71
5.	417	Montana State 11/16/85
6.	392	UNLV 9/24/83
7.	363	Army 9/27/80
8.	352	Pacific (Ore.) 10/10/64
9.	350	at Oregon State 11/3/79
10.	347	California 11/17/73

FUMBLES (Since 1957)		
1.	10	UCLA 10/9/71
2.	9	Utah 9/30/72
	9	UCLA 10/20/73
	9	Stanford 10/26/74
5.	8	at Arizona 9/23/72
	8	at Kansas 9/15/73
	8	Oregon State 11/3/84
8.	7	17 Times
		Last - vs. Hawaii (Sea) 9/12/09

FUMBLES LOST (Since 1957)		
1.	6	UCLA 10/9/71
2.	5	Utah State 9/30/61
	5	at Utah 10/15/66
	5	Stanford 10/26/74
5.	4	25 Times
		Last - UCLA 9/21/19

PUNTS		
1.	15	at Stanford 10/18/69
2.	12	Washington 11/23/68
	12	UCLA 10/17/92
4.	11	Idaho 9/21/68
	11	UCLA 10/11/69
	11	Pacific 11/1/69
	11	Oregon 9/19/70
	11	Idaho 9/16/78
	11	at Oregon 11/6/82
	11	at UCLA 11/6/1993
	11	at Illinois 9/1/94
	11	at UCLA 9/24/94
	11	Oregon 10/8/94
	11	Arizona 10/15/94

PUNT AVG.		
1.	57.3	at Stanford 10/23/10
2.	55.2	at Arizona State 10/12/19
3.	54.5	Oregon 11/14/20
4.	54.0	at Ohio State 9/21/91
5.	53.9	at Colorado 9/13/03
6.	53.4	at Arizona 9/25/04
7.	53.2	at UNLV 9/15/12
8.	53.0	Boise State 9/27/97
	53.0	Oregon State 9/16/17
	53.0	at Washington 11/29/19

## TEAM DEFENSE SINGLE-GAME RECORDS

## POINTS ALLOWED

1.	70	USC	11/7/70
2.	69	USC	10/18/08
3.	67	UCLA	9/21/19
4.	66	California	9/6/08
—	66	at Oregon State	10/11/08
6.	65	at Oklahoma State	9/4/10
7.	63	Stanford	10/17/70
—	63	Oregon	9/27/08
9.	62	at Oregon	10/19/13
10.	61	at California	11/4/22
—	61	at Iowa	9/27/69

## TOTAL OFFENSE ALLOWED - High

1.	745	at USC	10/29/05
2.	719	at Oregon	10/19/13
3.	696	at Iowa	9/27/69
4.	675	Washington	11/25/50
5.	664	Stanford	10/25/80
6.	658	Stanford	10/17/70
7.	657	UCLA	9/21/19
8.	651	at Arizona State	10/28/89
9.	646	Oregon	10/9/04
10.	626	vs. Hawaii (Seattle)	9/12/09

## TOTAL OFFENSE ALLOWED - Low

1.	97	at Idaho	10/11/58
—	97	Oregon	10/8/94
3.	108	Oregon State	9/18/93
4.	109	San Jose State	9/8/18
5.	114	Idaho	10/24/59
6.	115	Boise State	9/27/97
7.	120	at Stanford	11/18/61
8.	125	vs. Colorado (Seattle)	9/11/04
8.	129	at Oregon State	10/31/59
10.	131	Oregon State	11/8/58

## PASSING YARDS ALLOWED - High

1.	537	at BYU	9/7/89
2.	534	at Arizona State	10/28/89
3.	527	California	10/4/14
4.	521	at California	10/5/13
5.	507	UCLA	9/21/19
6.	504	Stanford	11/16/19
7.	496	Oregon State	10/12/13
—	496	Eastern Washington	9/3/16
9.	489	vs. Hawaii (Seattle)	9/12/09
10.	448	at BYU	9/15/90

## PASSING YARDS ALLOWED - Low

1.	0	Oregon State	11/8/58
—	0	California	9/17/66
—	0	at Kansas	9/24/77
4.	6	Washington	11/24/56
—	6	Idaho	10/2/76
6.	7	at Oregon State	11/8/75
7.	8	Oregon State	11/9/74
—	9	at Oregon State	10/22/55
8.	10	Oregon State	10/5/91
9.	11	at USC	11/6/71
—	11	UCLA	10/20/73

## RUSHING YARDS ALLOWED - High

1.	479	UCLA	10/18/75
2.	467	at Kansas	9/11/76
3.	464	at Iowa	9/27/69
4.	462	USC	10/12/74
5.	446	Oregon	10/27/01
6.	437	at UCLA	10/2/10
7.	432	at USC	10/31/81
8.	429	USC	11/7/70
9.	428	at Nebraska	9/30/95
10.	426	at Baylor	9/12/08

## RUSHING YARDS ALLOWED - Low

1.	-35	Montana State	9/11/93
2.	-17	at Arizona	10/26/02
3.	-11	Washington	11/18/72
—	-11	at Washington	11/24/73
5.	-10	vs. Baylor (Seattle)	9/16/06
6.	-6	at Pacific	10/2/93
—	-6	Montana	9/9/95
8.	1	Montana State	11/16/85
9.	5	at Illinois	9/1/94
—	5	at USC	12/6/20

## TACKLES-FOR-LOSS

1.	15	at Wyoming	9/23/89
—	15	at Pacific	10/2/93
3.	14	Oregon State	9/18/93
—	14	Oregon	10/8/94
—	14	at California	9/26/98
—	14	at USC	11/11/00
—	14	USC	10/30/04
—	14	Arizona State	10/6/07
—	14	Idaho	9/21/13
—	14	Wyoming	9/19/15

## SACKS (Since 1985)

1.	10	Oregon	10/8/94
—	10	at Wyoming	9/23/89
3.	8	Montana State	9/11/93
—	8	at Stanford	9/23/06
—	8	Arizona State	11/2/02
—	8	at Utah	11/1/17
7.	7	at Tennessee	10/1/88
—	7	vs. Grambling State (Sea)	9/17/05
—	7	Arizona State	10/6/07
—	7	vs. Texas	12/30/03
—	7	Oregon State	10/25/03
—	7	at Notre Dame	9/6/03
—	7	at Arizona	10/26/02
—	7	at Stanford	10/13/01
—	7	at Boise State	9/8/01
—	7	Oregon	9/20/14

## INTERCEPTIONS

1.	7	at Oregon	9/27/03
2.	6	Oregon State	9/16/89
3.	5	at Idaho	10/17/53
—	5	Pacific	10/22/60
—	5	San Jose State	9/22/62
—	5	Washington	11/23/68
—	5	Pacific	11/1/69
—	5	at Arizona State	9/27/86
—	5	Wyoming	9/12/87
—	5	at Washington	11/22/97
—	5	UCLA	11/3/01

## FUMBLES FORCED

1.	10	at Oregon	11/8/52
2.	9	at Illinois	9/28/74
—	9	at Arizona State	10/20/79
—	9	Montana State	11/16/85
5.	8	Stanford	9/27/52
—	8	San Jose State	11/12/55
—	8	UCLA	10/11/69
—	8	at Michigan State	9/26/70
—	8	at Oregon State	11/13/71
—	8	at Oregon	10/14/72
—	8	Stanford	11/11/72

## FUMBLES RECOVERED

1.	7	at Michigan State	9/26/70
2.	6	at USC	10/26/57
—	6	at Oregon	10/14/72
—	6	Idaho	9/16/78
5.	5	San Jose State	11/12/55
—	5	Utah State	9/30/61
—	5	at Texas Tech	11/14/64
—	5	at Minnesota	9/25/65
—	5	Washington	11/18/72
—	5	Idaho	10/2/76
—	5	at California	10/29/94

## TURNOVERS FORCED

1.	9 (4 INT, 5 FUM)	Idaho	11/1/52
—	9 (7 INT, 2 FUM)	Oregon	11/9/03
3.	8 (5 INT, 3 FUM)	San Jose State	9/22/62
—	8 (1 INT, 7 FUM)	at Michigan State	9/26/70
—	8 (3 INT, 5 FUM)	Washington	11/18/72
—	8 (2 INT, 6 FUM)	Idaho	9/16/78
7.	7 (5 INT, 2 FUM)	at Idaho	10/17/53
—	7 (3 INT, 4 FUM)	Oregon State	10/25/52
—	7 (3 INT, 4 FUM)	at California	10/8/55
—	7 (1 INT, 6 FUM)	at USC	10/26/57
—	7 (2 INT, 5 FUM)	at Minnesota	9/25/65
—	7 (5 INT, 2 FUM)	Washington	11/23/68
—	7 (5 INT, 2 FUM)	Pacific	11/1/69
—	7 (3 INT, 4 FUM)	at Arizona State	10/10/70
—	7 (1 INT, 6 FUM)	at Oregon	10/14/72
—	7 (5 INT, 2 FUM)	Wyoming	9/12/87
—	7 (6 INT, 1 FUM)	Oregon State	9/16/89
—	7 (5 INT, 2 FUM)	UCLA	11/3/01
—	7 (3 INT, 4 FUM)	UCLA	11/8/03
—	7 (4 INT, 3 FUM)	at Utah	11/11/17

## WSU KICK RETURNS

1.	11	California	9/6/08
2.	10	at Iowa	9/27/69
—	10	at Stanford	11/1/08
4.	9	at Michigan State	11/6/54
—	9	USC	11/7/70
—	9	USC	10/12/74
—	9	at Stanford	10/25/75
—	9	at Stanford	9/11/99
—	9	at USC	9/22/07
—	9	at Oregon State	10/11/08
—	9	Arizona	11/8/08
—	9	vs. Oregon State (Sea)	10/22/11
—	9	vs. Oregon (Seattle)	9/29/12

## WSU KICK RETURN YARDS

1.	298	California	9/6/08
2.	249	Oregon	10/10/98
3.	238	vs. Oregon (Seattle)	9/29/12
4.	228	vs. Oregon State (Sea)	10/22/11
5.	207	at Arizona State	10/28/89
6.	199	at Oregon State	10/19/63
7.	184	Arizona State	11/10/90
8.	181	at Oregon	10/26/19
9.	178	at USC	9/22/07
10.	176	at Oregon	10/29/11

## WSU PUNT RETURNS

1.	10	Oregon	10/8/94
2.	9	California	10/16/93
—	9	San Jose State	9/28/96
4.	8	Idaho	10/7/72
—	8	Oregon State	10/7/95
—	8	at Stanford	10/8/03
7.	7	at San Jose State	11/16/68
—	7	at Utah	10/2/71
—	7	at California	11/10/84
—	7	Montana State	9/11/93
—	7	Oregon State	9/18/93
—	7	UCLA	11/6/93
—	7	USC	11/5/94
—	7	Oregon	11/9/02
—	7	Arizona	10/4/03
—	7	at Arizona	9/25/04
—	7	at Nevada	9/9/05

## WSU PUNT RETURN YARDS

1.	186	SW Louisiana	11/8/97
2.	171	at San Jose State	11/16/68
3.	163	at Nevada	9/9/05
4.	153	Idaho	9/29/73
5.	129	at San Jose State	9/26/59
6.	116	at Stanford	10/18/03
7.	113	Idaho	9/21/68
—	113	Oregon	10/29/83
9.	110	Montana State	9/21/02
10.	105	Boise State	9/27/97

### INDIVIDUAL BOWL GAME RECORDS

#### PASSING

##### ATTEMPTS

1.	58	Connor Halliday	Colorado State	12/21/13
2.	53	Luke Falk	Miami	12/26/15
3.	51	Luke Falk	Minnesota	12/27/16
4.	50	Tyler Hilinski	Michigan State	12/28/17
5.	49	Gardner Minshew II	Iowa State	12/28/18

##### COMPLETIONS

1.	39	Tyler Hilinski	Michigan State	12/28/17
2.	37	Connor Halliday	Colorado State	12/21/13
3.	35	Gardner Minshew II	Iowa State	12/28/18
4.	30	Drew Bledsoe	Utah	12/29/92
5.	30	Luke Falk	Minnesota	12/27/16

##### YARDS

1.	476	Drew Bledsoe	Utah	12/29/92
2.	410	Connor Halliday	Colorado State	12/21/13
3.	351	Anthony Gordon	Air Force	12/27/19
4.	331	Ryan Leaf	Michigan	1/1/98
5.	306	Timm Rosenbach	Houston	12/25/88

##### TOUCHDOWNS

1.	6	Connor Halliday	Colorado State	12/21/13
2.	3	Anthony Gordon	Air Force	12/27/19
3.	2	Drew Bledsoe	Utah	12/29/92
2	2	Matt Kegel	Texas	12/30/03
2	2	Luke Falk	Miami	12/26/15
2	2	Tyler Hilinski	Michigan State	12/28/17
2	2	Gardner Minshew II	Iowa State	12/28/18

##### INTERCEPTIONS

1.	3	Jason Gesser	Purdue	12/31/01
2.	2	Clete Casper	BYU	12/18/81
2	2	Jason Gesser	Oklahoma	1/1/03
2	2	Matt Kegel	Texas	12/30/03
5.	1	Ryan Leaf	Michigan	1/1/98
1	1	Drew Bledsoe	Utah	12/29/92
1	1	Timm Rosenbach	Houston	12/25/88
1	1	Connor Halliday	Colorado State	12/21/13
1	1	Luke Falk	Minnesota	12/27/16
1	1	Tyler Hilinski	Michigan State	12/28/17

##### LONGEST PASS

1.	87	Drew Bledsoe	Utah	12/29/92
2.	58	Anthony Gordon	Air Force	12/27/19
3.	54	Matt Kegel	Texas	12/30/03
4.	46	Chad Davis	Baylor	12/31/94
46	46	Ryan Leaf	Michigan	1/1/98
46	46	Jason Gesser	Purdue	12/31/01

#### RUSHING

##### ATTEMPTS

1.	33	Steve Broussard	Houston	12/25/88
2.	27	Shambe Wright-Fair	Utah	12/29/92
3.	17	Dave Minnich	Purdue	12/31/01
4.	14	Don LaBomme	BYU	12/18/81
14	14	Timm Rosenbach	Houston	12/25/88

##### YARDS

1.	139	Steve Broussard	Houston	12/25/88
2.	123	Shambe Wright-Fair	Utah	12/29/92
3.	110	Jonathan Smith	Texas	12/30/03
4.	92	Ricky Turner	BYU	12/18/81
5.	79	Don LaBomme	BYU	12/18/81

##### TOUCHDOWNS

1.	2	Ricky Turner	BYU	12/18/81
2	2	Shambe Wright-Fair	Utah	12/29/92
3.	1	12 players	Last by:	
		Max Borghi	Iowa State	12/28/18

##### LONGEST RUSH

1.	27	Steve Broussard	Houston	12/25/88
27	27	Jamal Morrow	Miami	12/26/15
3.	20	Shambe Wright-Fair	Utah	12/29/92
4.	20	Alan Cox	Purdue	12/31/01
5.	18	Don LaBomme	BYU	12/18/81

#### RECEIVING

##### RECEPTIONS

1.	11	Brandon Arconado	Air Force	12/27/19
2.	10	James Williams	Michigan State	12/28/17
3.	9	Jerome Riley	Oklahoma	1/1/03
9	9	River Cracraft	Colorado State	12/21/13
5.	8	Tim Stallworth	Houston	12/25/88
8	8	C.J. Davis	Utah	12/29/92
8	8	Kyle Sweet	Michigan State	12/28/17

##### RECEIVING YARDS

1.	212	Phillip Bobo	Utah	12/29/92
2.	167	Brandon Arconado	Air Force	12/27/19
3.	139	Jerome Riley	Oklahoma	1/1/03
4.	134	C.J. Davis	Utah	12/29/92
5.	125	River Cracraft	Colorado State	12/21/13

##### RECEIVING TOUCHDOWNS

1.	2	Phillip Bobo	Utah	12/29/92
2	2	Sammy Moore	Texas	12/30/03
2	2	Tay Martin	Michigan State	12/28/17

##### LONGEST RECEPTION

1.	87	Phillip Bobo	Utah	12/29/92
2.	58	Tay Martin	Air Force	12/27/19
3.	54	C. J. Davis	Utah	12/29/92
54	54	Sammy Moore	Texas	12/30/03
5.	46	Chad Carpenter	Baylor	12/31/94
46	46	Mike Bush	Purdue	12/31/01

#### DEFENSE

##### TOTAL TACKLES

1.	20	Jahid Woods	Air Force	12/27/19
2.	15	Casey Locker	Colorado State	12/21/13
15	15	Justin Sagote	Colorado State	12/21/13
4.	13	Darryl Monroe	Colorado State	12/21/13
5.	12	Anthony McClanahan	Utah	12/29/92

##### SOLO TACKLES

1.	10	Jahid Woods	Air Force	12/27/19
2.	9	Steve Gleason	Michigan	1/1/98
3.	8	Brent White	BYU	12/18/81
8	8	Ron Childs	Utah	12/29/92
8	8	Ron Childs	Baylor	12/31/94
8	8	Billy Newman	Purdue	12/31/01
8	8	Casey Locker	Colorado State	12/21/13
8	8	Isaac Dotson	Michigan State	12/28/17

##### TACKLES FOR LOSSES/YARDS

1.	4/21	Brandon Moore	Michigan	1/1/98
2.	3/30	D.D. Acholonu	Texas	12/30/03
3/17	3/17	Jeremy Williams	Oklahoma	1/1/03
3/12	3/12	Fred Shavies	Purdue	12/31/01
3/11	3/11	Donnie Jackson	Texas	12/30/03
3/7	3/7	Dorian Boose	Michigan	1/1/98

##### SACKS/YARDS

1.	3/30	D.D. Acholonu	Texas	12/30/03
2.	2/20	Matt Elisara	BYU	12/18/81
2/16	2/16	Jeremy Williams	Oklahoma	1/1/03

##### INTERCEPTIONS

1.	2	Jason David	Purdue	12/31/01
2	2	Lamont Thompson	Purdue	12/31/01

##### LONG INTERCEPTION RETURNS

1.	45	Jason David	Purdue	12/31/01
2	36	Shalom Luani	Miami	12/26/15
3.	31	Skyler Thomas	Air Force	12/27/19
4.	27	Shawn Landrum	Houston	12/25/88
5.	13	Frankie Luvu	Michigan State	12/28/17

##### PASSES DEFENDED

1.	5	Lamont Thompson	Purdue	12/31/01
5	5	Jason David	Purdue	12/31/01
3.	4	Torey Hunter	Baylor	12/31/94
4.	3	Erik Coleman	Texas	12/30/03
3	3	Taylor Taliulu	Miami	12/26/15

#### SPECIAL TEAMS

##### PUNT RETURNS

1.	6	Billy Gribble	BYU	12/18/81
2.	5	Erik Coleman	Purdue	12/31/01
3.	4	Sammy Moore	Texas	12/30/03
4.	3	Victor Wood	Houston	12/25/88
5.	2	Four Players		

##### PUNT RETURN YARDS

1.	68 (4)	Sammy Moore	Texas	12/30/03
2.	52 (3)	Victor Wood	Houston	12/25/88
3.	39 (6)	Billy Gribble	BYU	12/18/81
4.	29 (5)	Erik Coleman	Purdue	12/31/01
29 (1)	29 (1)	Easop Winston Jr.	Air Force	12/27/19

##### LONG PUNT RETURNS

1.	51	Sammy Moore	Texas	12/30/03
2.	40	Victor Wood	Houston	12/25/88
3.	29	Easop Winston Jr.	Air Force	12/27/19
4.	19	Leon Brooks	Colorado State	12/21/13
5.	15	Billy Gribble	BYU	12/18/81

##### KICKOFF RETURNS

1.	5	Victor Wood	Houston	12/25/88
2.	5	Sammy Moore	Texas	12/30/03
3.	4	Don LaBomme	BYU	12/18/81
4	4	James Williams	Michigan State	12/28/17
4	4	Travell Harris	Iowa State	12/28/18
4	4	Travell Harris	Air Force	12/27/19

##### KICKOFF RETURN YARDS

1.	123 (5)	Victor Wood	Houston	12/25/88
2.	108(4)	Travell Harris	Iowa State	12/28/18
3.	106 (4)	Don LaBomme	BYU	12/18/81
4.	90 (2)	Sammy Moore	Oklahoma	1/1/03
5.	76 (4)	Travell Harris	Air Force	12/27/19

##### LONG KICKOFF RETURNS

1.	89	Sammy Moore	Oklahoma	1/1/03
2.	45	Travell Harris	Iowa State	12/28/18
3.	35	Victor Wood	Houston	12/25/88
4.	33	Don LaBomme	BYU	12/18/81
5.	25	Kristoff Williams	Colorado State	12/21/13

##### TOUCHDOWNS - KICK RETURNS

1.	1	Sammy Moore	Oklahoma	1/1/03
----	---	-------------	----------	--------

##### FIELD GOALS/ATTEMPTS

1.	4/4	Drew Dunning	Purdue	12/31/01
2.	2/2	Erik Powell	Miami	12/26/15
2/2	2/2	Erik Powell	Minnesota	12/27/16

##### LONGEST FIELD GOALS

1.	48	Rian Lindell	Michigan	1/1/98
2.	47	Drew Dunning	Purdue	12/31/01
3.	45	Erik Powell	Michigan State	12/28/17
4.	41	Erik Powell	Minnesota	12/27/16
5.	37	Tony Truant	Baylor	12/31/94

##### MOST PUNTS

1.	7	Kyle Basler	Texas	12/30/03
2.	6	Nine Times	Last by:	
		Oscar Dracucevich III	Iowa State	12/28/18

##### PUNTING AVERAGE

1.	46.0	Rob Myers	Houston	12/25/88
46.0	46.0	Kyle Basler	Oklahoma	1/1/03
46.0	46.0	Oscar Dracucevich III	Air Force	12/27/19
4.	45.5	Erik Powell	Minnesota	12/27/16
5.	44.3	Alan Cox	Purdue	12/31/01

##### LONG PUNTS

1.	62	Alan Cox	Purdue	12/31/01
2.	59	Kyle Basler	Oklahoma	1/1/03
3.	58	Erik Powell	Minnesota	12/27/16
4.	56	Kyle Basler	Texas	12/30/03
5.	54	Wes Concepcion	Colorado State	12/21/13
6.	53	Don LaBomme	BYU	12/18/81
53	53	Rob Myers	Houston	12/25/88
53	53	Mike Bowlin	Colorado State	12/21/13

## TEAM BOWL GAME RECORDS

### OFFENSE

#### PASS ATTEMPTS

1.	58	Colorado State	12/21/13	New Mexico Bowl
2.	53	Miami	12/26/15	Sun Bowl
3.	51	Minnesota	12/27/16	Holiday Bowl
4.	50	Iowa State	12/28/17	Holiday Bowl
5.	49	Iowa State	12/28/18	Alamo Bowl

#### PASS COMPLETIONS

1.	39	Michigan State	12/28/17	Holiday Bowl
2.	37	Colorado State	12/21/13	New Mexico Bowl
3.	35	Iowa State	12/28/18	Alamo Bowl
4.	32	Utah	12/29/92	Copper Bowl
5.	30	Minnesota	12/27/16	Holiday Bowl

#### PASSING YARDS

1.	492	Utah	12/29/92	Copper Bowl
2.	410	Colorado State	12/21/13	New Mexico Bowl
3.	351	Air Force	12/27/19	Cheez-It Bowl
4.	331	Michigan	1/1/98	Rose Bowl
5.	306	Houston	12/25/88	Aloha Bowl

#### PASSES HAD INTERCEPTED

1.	3	Purdue	12/31/01	Sun Bowl
2.	2	BYU	12/18/81	Holiday Bowl
	2	Oklahoma	1/1/03	Rose Bowl
	2	Texas	12/30/03	Holiday Bowl

#### RUSH ATTEMPTS

1.	56	Houston	12/25/88	Aloha Bowl
2.	53	BYU	12/18/81	Holiday Bowl
3.	41	Utah	12/29/92	Copper Bowl
4.	33	Texas	12/30/03	Holiday Bowl
5.	31	Baylor	12/31/94	Alamo Bowl

#### RUSHING YARDS

1.	245	BYU	12/18/81	Holiday Bowl
2.	157	Texas	12/30/03	Holiday Bowl
3.	154	Houston	12/25/88	Aloha Bowl
4.	144	Utah	12/29/92	Copper Bowl
5.	87	Miami	12/26/15	Sun Bowl

#### FIRST DOWNS - TOTAL

1.	28	Utah	12/29/92	Copper Bowl
2.	24	Colorado State	12/21/13	New Mexico Bowl
3.	23	Houston	12/25/88	Aloha Bowl
	23	BYU	12/18/81	Holiday Bowl
	23	Miami	12/26/15	Sun Bowl

#### FIRST DOWNS - RUSHING

1.	17	BYU	12/18/81	Holiday Bowl
2.	10	Utah	12/29/92	Copper Bowl
3.	9	Houston	12/25/88	Aloha Bowl
4.	8	Texas	12/30/03	Holiday Bowl
5.	8	Minnesota	12/27/16	Holiday Bowl

#### FIRST DOWNS - PASSING

1.	21	Colorado State	12/21/13	New Mexico Bowl
2.	16	Utah	12/29/92	Copper Bowl
3.	15	Iowa State	12/28/18	Alamo Bowl
4.	14	Air Force	12/27/19	Cheez-It Bowl
5.	13	Houston	12/25/88	Aloha Bowl
	13	Michigan	1/1/98	Rose Bowl
	13	Michigan State	12/28/17	Holiday Bowl

#### FIRST DOWNS - PENALTY

1.	4	Miami	12/26/15	Sun Bowl
2.	3	BYU	12/18/81	Holiday Bowl
	3	Purdue	12/31/01	Sun Bowl
4.	2	Utah	12/29/92	Copper Bowl
	2	Michigan State	12/28/17	Holiday Bowl
	2	Iowa State	12/28/18	Alamo Bowl

#### TOTAL OFFENSIVE PLAYS

1.	92	Houston	12/25/88	Aloha Bowl
2.	89	Utah	12/29/92	Copper Bowl
3.	78	BYU	12/18/81	Holiday Bowl
	78	Miami	12/26/15	Sun Bowl
5.	77	Colorado State	12/21/13	New Mexico Bowl

#### TOTAL OFFENSE

1.	636	Utah	12/29/92	Copper Bowl
2.	460	Houston	12/25/88	Aloha Bowl
3.	400	Colorado State	12/21/13	New Mexico Bowl
4.	398	Michigan	1/1/98	Rose Bowl
5.	382	Miami	12/26/15	Sun Bowl

#### AVERAGE YARDS PER PLAY

1.	7.3	Air Force	12/27/19	Cheez-It Bowl
2.	7.1	Utah	12/29/92	Copper Bowl
3.	6.3	Michigan	1/1/98	Rose Bowl
4.	5.5	Texas	12/30/03	Holiday Bowl
5.	5.3	Purdue	12/31/01	Sun Bowl

#### FUMBLES/LOST

1.	4/2	Utah	12/29/92	Copper Bowl
2.	3/1	Baylor	12/31/94	Alamo Bowl
	3/1	Oklahoma	1/1/03	Rose Bowl
4.	3/2	Colorado State	12/21/13	New Mexico Bowl
5.	2/1	Houston	12/25/88	Aloha Bowl
	2/1	Purdue	12/31/01	Sun Bowl
	2/0	Michigan	1/1/98	Rose Bowl

#### PENALTIES/YARDS

1.	18/136	Utah	12/29/92	Copper Bowl
2.	15/110	Baylor	12/31/94	Alamo Bowl
3.	11/95	Houston	12/25/88	Aloha Bowl
4.	10/70	Colorado State	12/21/13	New Mexico Bowl
5.	9/85	Purdue	12/31/01	Sun Bowl
	9/52	Oklahoma	1/1/03	Rose Bowl

#### POSSESSION TIME

1.	37:43	Houston	12/25/88	Aloha Bowl
2.	32:02	Baylor	12/31/94	Alamo Bowl
3.	32:01	BYU	12/18/81	Holiday Bowl
4.	31:06	Minnesota	12/27/16	Holiday Bowl
5.	31:05	Miami	12/26/15	Sun Bowl

#### THIRD DOWN CONVERSIONS

1.	10/19	BYU	12/18/81	Holiday Bowl
5.	8/19	Houston	12/25/88	Aloha Bowl
2.	8/17	Colorado State	12/21/13	New Mexico Bowl
3.	7/15	Michigan	1/1/98	Rose Bowl
4.	7/19	Minnesota	12/27/16	Holiday Bowl

#### FOURTH DOWN CONVERSIONS

1.	1/1	BYU	12/18/81	Holiday Bowl
	1/1	Purdue	12/31/01	Sun Bowl
	1/1	Colorado State	12/21/13	New Mexico Bowl
	1/1	Michigan State	12/28/17	Holiday Bowl
5.	2/3	Utah	12/29/92	Copper Bowl
	2/5	Air Force	12/27/19	Cheez-It Bowl

### DEFENSE

#### INTERCEPTIONS

1.	4	Purdue	12/31/01	Sun Bowl
2.	2	Houston	12/25/88	Aloha Bowl
	2	Baylor	12/31/94	Alamo Bowl
4.	2	Miami	12/26/15	Sun Bowl
	2	Iowa State	12/28/18	Alamo Bowl

#### SACKS BY

1.	7	Texas	12/30/03	Holiday Bowl
2.	5	Purdue	12/31/01	Sun Bowl
3.	4	Miami	12/26/15	Sun Bowl
4.	3	Oklahoma	1/1/03	Rose Bowl
	3	Houston	12/25/88	Aloha Bowl
	3	BYU	12/18/81	Holiday Bowl
	3	Iowa State	12/28/18	Alamo Bowl

#### FUMBLES RECOVERED

1.	1	BYU	12/18/81	Holiday Bowl
	1	Houston	12/25/88	Aloha Bowl
	1	Utah	12/29/92	Copper Bowl
	1	Texas	12/30/03	Holiday Bowl
	1	Colorado State	12/21/13	New Mexico Bowl
	1	Miami	12/26/15	Sun Bowl

### SPECIAL TEAMS

#### PUNTS

1.	8	BYU	12/18/81	Holiday Bowl
	8	Minnesota	12/27/16	Holiday Bowl
3.	7	Baylor	12/31/94	Alamo Bowl
	7	Texas	12/30/03	Holiday Bowl
5.	6	Seven Times Last		
		Iowa State	12/28/18	Alamo Bowl

#### PUNT YARDS

1.	327	BYU	12/18/81	Holiday Bowl
2.	324	Minnesota	12/27/16	Holiday Bowl
3.	281	Texas	12/30/03	Holiday Bowl
4.	276	Houston	12/25/88	Aloha Bowl
	276	Oklahoma	1/1/03	Rose Bowl

#### PUNTING AVERAGE

1.	46.0	Houston	12/25/88	Aloha Bowl
	46.0	Oklahoma	1/1/03	Rose Bowl
	46.0	Air Force	12/27/19	Cheez-It Bowl
4.	44.3	Purdue	12/31/01	Sun Bowl
5.	43.7	Iowa State	12/28/18	Alamo Bowl

#### PUNT RETURNS

1.	6	BYU	12/18/81	Holiday Bowl
2.	5	Purdue	12/31/01	Sun Bowl
3.	4	Texas	12/30/03	Holiday Bowl
4.	3	Houston	12/25/88	Aloha Bowl
5.	2	Five Times Last		
	2	Minnesota	12/27/16	Holiday Bowl

#### PUNT RETURN YARDS

1.	68	Texas	12/30/03	Holiday Bowl
2.	52	Houston	12/25/88	Aloha Bowl
3.	39	BYU	12/18/81	Holiday Bowl
4.	29	Purdue	12/31/01	Sun Bowl
	29	Air Force	12/27/19	Cheez-It Bowl

#### PUNT RETURN AVERAGE

1.	29.0	Air Force	12/27/19	Cheez-It Bowl
2.	17.3	Houston	12/25/88	Aloha Bowl
3.	17.0	Texas	12/30/03	Holiday Bowl
4.	12.0	Colorado State	12/21/13	New Mexico Bowl
5.	6.5	BYU	12/18/81	Holiday Bowl

#### KICKOFF RETURNS

1.	6	Michigan State	12/28/17	Holiday Bowl
2.	5	Houston	12/25/88	Aloha Bowl
	5	Oklahoma	1/1/03	Rose Bowl
	5	Texas	12/30/03	Holiday Bowl
	5	Air Force	12/27/19	Cheez-It Bowl

#### KICKOFF RETURN YARDS

1.	123	Houston	12/25/88	Aloha Bowl
2.	114	Oklahoma	1/1/03	Rose Bowl
3.	108	Iowa State	12/28/18	Alamo Bowl
4.	106	BYU	12/18/81	Holiday Bowl
5.	99	Air Force	12/27/19	Cheez-It Bowl

#### KICKOFF RETURN AVERAGE

1.	27.0	Iowa State	12/28/18	Alamo Bowl
2.	26.5	BYU	12/18/81	Holiday Bowl
3.	24.6	Houston	12/25/88	Aloha Bowl
4.	22.8	Oklahoma	1/1/03	Rose Bowl
5.	20.0	Purdue	12/31/01	Sun Bowl

### WSU SEASON RECORDS TO WATCH

#### PASS ATTEMPTS

1.	714	Connor Halliday	2013
9.	432	Drew Bledsoe	1992
10.	410	Ryan Leaf	1997
-	<b>342</b>	<b>Jayden de Laura</b>	<b>2021</b>

#### FRESHMAN RECORD (Since 1972)

<b>342</b>	<b>Jayden de Laura</b>	<b>2021</b>
243	Luke Falk	2014

#### PASS COMPLETIONS

1.	493	Anthony Gordon	2019
8.	305	Alex Brink	2007
9.	241	Drew Bledsoe	1992
	241	Alex Brink	2006
-	<b>220</b>	<b>Jayden de Laura</b>	<b>2021</b>

#### FRESHMAN RECORD (Since 1972)

<b>220</b>	<b>Jayden de Laura</b>	<b>2021</b>
156	Luke Falk	2014

#### PASSING YARDS

1.	5,579	Anthony Gordon	2019
10.	3,408	Jason Gesser	2002
-	<b>2,751</b>	<b>Jayden de Laura</b>	<b>2021</b>

#### FRESHMAN RECORD (Since 1972)

-	<b>2,751</b>	<b>Jayden de Laura</b>	<b>2021</b>
	1,859	Luke Falk	2014

#### COMPLETION PERCENTAGE (Min. 100)

1.	.726 (130/179)	Tyler Hilinski	2017
7.	.669 (357/534)	Luke Falk	2017
8.	.645 (218/338)	Timm Rosenbach	1988
<b>9.</b>	<b>.643 (220/342)</b>	<b>Jayden de Laura</b>	<b>2021</b>
10.	.642 (156-243)	Luke Falk	2014
11.	.637 (212/333)	Jeff Tuel	2012

#### FRESHMAN RECORD (Since 1972)

<b>.643 (220/342)</b>	<b>Jayden de Laura</b>	<b>2021</b>
.642 (156-243)	Luke Falk	2014

#### PASSING TOUCHDOWNS

1.	48	Anthony Gordon	2019
8.	30	Luke Falk	2017
9.	28	Jason Gesser	2002
10.	26	Jason Gesser	2001
	26	Alex Brink	2007
-	<b>23</b>	<b>Jayden de Laura</b>	<b>2021</b>

#### FRESHMAN RECORD (Since 1972)

<b>23</b>	<b>Jayden de Laura</b>	<b>2021</b>
13	Luke Falk	2014

#### TOTAL OFFENSE

1.	5,559	Anthony Gordon	2019 (738)
9.	3,446	Luke Falk	2017 (601)
10.	3,433	Timm Rosenbach	1988 (467)
-	<b>2,852</b>	<b>Jayden de Laura</b>	<b>2021</b>

#### AVERAGE/PLAY (Min. 100 Plays)

1.	8.55	Connor Halliday	2011	(109/932)
2.	7.97	Ryan Leaf	1997	(492/3,920)
3.	7.53	Anthony Gordon	2019	(738/5,559)
<b>4.</b>	<b>7.40</b>	<b>Jayden de Laura</b>	<b>2021</b>	<b>(385/2,852)</b>
5.	7.35	Timm Rosenbach	1988	(467/3,433)
6.	7.24	Alex Brink	2005	(414/2,997)
7.	7.22	Jason Gesser	2002	(456/3,292)
8.	7.07	Brad Gossen	1989	(194/1,371)
9.	6.93	Mark Rypien	1985	(2,417)
10.	6.81	Alex Brink	2007	(566/3,852)
11.	6.80	Gardner Minshew II	2018	(720/4,898)

#### TOUCHDOWNS RESPONSIBLE FOR

1.	48	Anthony Gordon	2019
8.	32	Connor Halliday	2014
9.	30	Luke Falk	2017
10.	28	Jason Gesser	2001
	28	Jason Gesser	2002
-	<b>26</b>	<b>Jayden de Laura</b>	<b>2021</b>

#### NET RUSHING YARDS (1,000-Yard Seasons)

1.	1,900	Jerome Harrison	2005
9.	1,059	Andrew Jones	1973
10.	1,046	Kevin Brown	1998
11.	1,018	Rich Swinton	1988
12.	1,000	Kerry Porter	1983
-	<b>880</b>	<b>Max Borghi</b>	<b>2021</b>

#### RUSHING TOUCHDOWNS

1.	16	Jerome Harrison	2005
2.	13	Steve Broussard	1989
	13	Shaumbe Wright-Fair	1992
4.	12	Deon Burnett	1999
	12	James Williams	2018
-	<b>12</b>	<b>Max Borghi</b>	<b>2021</b>

#### RECEPTIONS

1.	106	Vince Mayle	2014
2.	104	Gabe Marks	2015
3.	89	Gabe Marks	2016
4.	86	Max Borghi	2019
5.	85	Easop Winston Jr.	2019
6.	83	James Williams	2018
7.	82	Marquess Wilson	2011
8.	78	Isiah Myers	2014
	78	Brandon Arconado	2019
10.	75	Dom Williams	2015
-	<b>73</b>	<b>Travell Harris</b>	<b>2021</b>
-	<b>63</b>	<b>Calvin Jackson Jr.</b>	<b>2021</b>

#### FRESHMAN RECORD

55	Marquess Wilson	2010	
-	<b>42</b>	<b>De'Zhaun Stribling</b>	<b>2021</b>

#### RECEIVING YARDS

1.	1,483	Vince Mayle	2014
2.	1,388	Marquess Wilson	2011
3.	1,192	Gabe Marks	2015
4.	1,180	Brandon Gibson	2007
5.	1,163	Nakoa McElrath	2001
6.	1,151	Tim Stallworth	1988
7.	1,124	Mike Levenseller	1976
8.	1,109	Brandon Arconado	2019
9.	1,097	Jason Hill	2005
10.	1,040	Dom Williams	2015
-	<b>955</b>	<b>Calvin Jackson Jr.</b>	<b>2021</b>

#### RECEIVING TOUCHDOWNS

1.	15	Gabe Marks	2015
2.	13	Jason Hill	2005
	13	Gabe Marks	2016
4.	12	Jason Hill	2004
	12	Marquess Wilson	2011
	12	Isiah Myers	2014
7.	11	Kevin McKenzie	1997
	11	Chris Jackson	1997
	11	Devard Darling	2002
	11	Dom Williams	2015
	11	Easop Winston Jr.	2019
-	<b>9</b>	<b>Travell Harris</b>	<b>2021</b>

#### ALL-PURPOSE YARDS

No.	Player, Season	Rush, Rec, PR, KR, IR
1.	2,118	B. Jackson, 1971 (1,189-185-0-744-0)
9.	1,501	S. Wright-Fair, 1992 (1,330-171-0-0)
10.	1,488	Rueben Mayes, 1985 (1,236-252-0-0-0)
11.	1,442	C. Williams, 1964 (783-210-108-341-0)
12.	1,435	Max Borghi, 2019 (817-597-0-21-0)
13.	1,419	Jonathan Smith, 2003 (961-349-0-109-0)
14.	1,398	Marquess Wilson, 2011 (10-1,388-0-0-0)
15.	1,358	Michael Black, 1997 (1,181-177-0-0-0)
16.	1,356	Bernard Jackson, 1970 (590-268-498-0-0)
17.	1,332	Travell Harris, 2019 (0-536-23-773-0)
18.	1,298	Gabe Marks, 2015 (0-1,192-106-0-0)
19.	1,269	Richard Calvin, 1987 (822-246-0-201-0)
<b>20.</b>	<b>1,265</b>	<b>Travell Harris, 2021 (-3-801-109-358-0)</b>

#### TOTAL TOUCHDOWNS

1.	17	Steve Broussard	1989
	17	Jerome Harrison	2005
3.	16	James Williams	2018
	16	Max Borghi	2019
5.	15	Gabe Marks	2015
6.	14	Bernard Jackson	1971
7.	13	Shaumbe Wright-Fair	1992
	13	Jason Hill	2005
	13	Gabe Marks	2016
	13	Gerard Wicks	2016
-	<b>12</b>	<b>Max Borghi</b>	<b>2021</b>

#### TOTAL POINTS

1.	116	Drew Dunning	2003
9.	99	Jason Hanson	1989
10.	97	Andrew Furney	2013
-	<b>81</b>	<b>Dean Janikowski</b>	<b>2021</b>

#### FRESHMAN RECORD

91	Jason Hanson	1988 (kicker)	
-	<b>81</b>	<b>Dean Janikowski</b>	<b>2021</b>

#### POINTS KICKING

1.	116	Drew Dunning	2003
9.	93	Rian Lindell	1997
10.	91	Jason Hanson	1988
-	<b>81</b>	<b>Dean Janikowski</b>	<b>2021</b>

#### TACKLES-FOR-LOSS

1.	22.5	Hercules Mata'afa	2017 (-96)
9.	17.5	Keith Millard	1982 (81)
10.	16.5	Mark Fields	1994 (-86)
-	<b>11.5</b>	<b>Ron Stone Jr.</b>	<b>2021 (-60)</b>

#### PUNTING AVERAGE (Min. 25)

1.	45.7 (46/2,103)	Oscar Draguicevich III	2018
8.	43.5 (56/2,431)	Jeff Banks	1997
	43.5 (77/3,351)	Kyle Basler	2003
10.	43.4 (41/1,779)	Keith Lincoln	1959
-	<b>42.7 (45/1,922)</b>	<b>Nick Haberer</b>	<b>2021</b>

#### PAT MADE

1.	60	Blake Mazza	2018
8.	46	Jason Hanson	1988
	46	Erik Powell	2017
10.	41	Quentin Breshears	2014
-	<b>39</b>	<b>Dean Janikowski</b>	<b>2021</b>

#### FIELD GOALS MADE

1.	27	Drew Dunning	2003 (31)
7.	18	Drew Dunning	2001 (22)
8.	17	Jason Hanson	1990 (26)
	17	Aaron Price	1993 (32)
10.	16	John Traut	1983 (26)
	16	Andrew Furney	2013 (20)
-	<b>14</b>	<b>Dean Janikowski</b>	<b>2021</b>

#### FRESHMAN RECORD

15	Jason Hanson	1988	
-	<b>14</b>	<b>Dean Janikowski</b>	<b>2021</b>

#### FIELD GOAL PERCENTAGE (Min. 15 att.)

1.	.952	Blake Mazza	2019 (20/21)
2.	.875	Andrew Furney	2011 (14/16)
3.	.871	Drew Dunning	2003 (27/31)
4.	.833	Erik Powell	2017 (20/24)
<b>5.</b>	<b>.823</b>	<b>Dean Janikowski</b>	<b>2021 (14/17)</b>
6.	.818	Drew Dunning	2001 (18/22)

**WSU CAREER RECORDS TO WATCH**

**COMPLETION PERCENTAGE (Min. 150)**

1.	.737	Tyler Hilinski	2016-17 (154/209)
2.	.717	Anthony Gordon	2017-19 (496/692)
3.	.707	Gardner Minshew II	2018 (468/662)
4.	.683	Luke Falk	2014-17 (1404/2055)
-	<b>.632</b>	<b>Jayden de Laura</b>	<b>2020-present (298/471)</b>
5.	.620	Connor Halliday	2011-14 (1013/1633)
6.	.614	Jeff Tuel	2009-12 (531/865)
7.	.601	Timm Rosenbach	1986-88 (474/789)
8.	.584	Alex Brink	2004-07 (848/1451)
9.	.580	Chad Davis	1994-95 (371/640)
10.	.563	Bob Newman	1956-58 (246/437)

**NET RUSHING YARDS**

1.	3,519	Rueben Mayes	1982-85
2.	3,054	Steve Broussard	1986-89
3.	2,938	Shaumbe Wright-Fair	1989-92
4.	2,830	Tim Harris	1979-82
5.	2,800	Jerome Harrison	2004-05
6.	2,618	Kerry Porter	1982-86
7.	2,241	Dwight Tardy	2006-09
8.	<b>2,158</b>	<b>Max Borghi</b>	<b>2018-present</b>

**RUSHING TOUCHDOWNS**

1.	33	Steve Broussard	1986-89
2.	<b>32</b>	<b>Max Borghi</b>	<b>2018-present</b>
3.	25	Jerome Harrison	2004-05
4.	23	Rueben Mayes	1982-85
5.	22	Shaumbe Wright-Fair	1989-92
6.	19	Ken Grandberry	1971-73
19		Kerry Porter	1982-86
19		Michael Black	1996-97
19		Gerard Wicks	2014-17
19		James Williams	2016-18

**RECEPTIONS**

1.	316	Gabe Marks	2012-16
2.	218	River Cracraft	2013-16
3.	202	Jamal Morrow	2014-17
202		James Williams	2016-18
5.	195	Michael Bumpus	2004-07
6.	192	Dom Williams	2012-15
7.	189	Marquess Wilson	2010-12
8.	182	Brandon Gibson	2005-08
9.	177	Hugh Campbell	1960-62
10.	<b>176</b>	<b>Travell Harris</b>	<b>2018-present</b>

**RECEIVING YARDS**

1.	3,453	Gabe Marks	2012-16
2.	3,207	Marquess Wilson	2010-12
3.	2,889	Dom Williams	2012-15
4.	2,756	Brandon Gibson	2005-08
5.	2,704	Jason Hill	2003-06
6.	2,701	River Cracraft	2013-16
7.	2,459	Hugh Campbell	1960-62
8.	2,447	Nian Taylor	1996-99
9.	2,250	Tim Stallworth	1986-89
10.	2,182	Phillip Bobo	1990-92
-	<b>1,986</b>	<b>Travell Harris</b>	<b>2018-present</b>

**RECEIVING TOUCHDOWNS**

1.	37	Gabe Marks	2012-16
2.	32	Jason Hill	2003-06
3.	30	Dom Williams	2012-15
4.	23	Marquess Wilson	2010-12
5.	22	Hugh Campbell	1960-62
6.	20	River Cracraft	2013-16
7.	19	Jared Karstetter	2008-11
19		Isiah Myers	2011-14
19		Easop Winston Jr.	2018-19
10.	18	Nian Taylor	1996-99
18		Deron Pointer	1991-93
18		Devard Darling	2002-03
18		Tay Martin	2017-19
-	<b>17</b>	<b>Travell Harris</b>	<b>2018-present</b>
-	<b>16</b>	<b>Renard Bell</b>	<b>2017-present</b>

**RECEPTIONS BY A RUNNING BACK**

1.	202	Jamal Morrow	2014-17
202		James Williams	2016-18
3.	<b>156</b>	<b>Max Borghi</b>	<b>2018-Present</b>
4.	120	Steve Broussard	1987-89
5.	105	Dan Doornik	1974-77
6.	97	Gerard Wicks	2014-17
7.	84	Shaumbe Wright-Fair	1989-92
8.	69	Marcus Mason	2011-14
9.	64	Tali Ena	1976-79
10.	53	Rueben Mayes	1982-85

**TOTAL OFFENSE (Net Yards)**

1.	14,086	Luke Falk	2014-17
2.	11,011	Alex Brink	2004-06
3.	10,812	Connor Halliday	2011-14
4.	9,007	Jason Gesser	1999-01
5.	7,698	Jack Thompson	1975-78
6.	7,262	Ryan Leaf	1994-97
7.	7,151	Drew Bledsoe	1990-92
8.	6,690	Timm Rosenbach	1986-88
9.	5,978	Jeff Tuel	2009-12
10.	5,576	Anthony Gordon	2017-19

**TOTAL PLAYS**

1.	2,306	Luke Falk	2014-17
2.	1,745	Connor Halliday	2011-14
3.	1,697	Alex Brink	2004-07
4.	1,357	Jason Gesser	1999-02
5.	1,345	Jack Thompson	1975-78
6.	1,216	Drew Bledsoe	1990-92
7.	1,138	Jeff Tuel	2009-12
8.	1,086	Timm Rosenbach	1986-88
9.	1,053	Ryan Leaf	1994-97
10.	1,052	Ty Paine	1970-72

**ALL-PURPOSE YARDS**

(Rushing, Receiving, PR, KR, IR, since 1970)

1.	4,635	Steve Broussard	1986-89
2.	4,418	Rueben Mayes	1982-84
3.	4,219	Jamal Morrow	2014-17
4.	<b>4,192</b>	<b>Travell Harris</b>	<b>2018-present</b>
5.	3,804	Shaumbe Wright-Fair	1989-92
6.	3,584	Tim Harris	1979-82
7.	3,562	Gabe Marks	2012-16
8.	3,474	Bernard Jackson	1970-71
9.	<b>3,313</b>	<b>Max Borghi</b>	<b>2018-present</b>
10.	3,267	Jerome Harrison	2004-05

**TOUCHDOWNS**

1.	41	Steve Broussard	1986-89
41		<b>Max Borghi</b>	<b>2018-present</b>
3.	37	Gabe Marks	2012-16
4.	32	Jason Hill	2003-06
5.	27	James Williams	2016-18
6.	26	Rueben Mayes	1982-85
26		Shaumbe Wright-Fair	1989-92
8.	25	Jerome Harrison	2004-05
9.	23	Hugh Campbell	1960-62
23		Marquess Wilson	2010-12
23		Jamal Morrow	2014-17

**TOTAL POINTS**

1.	336	Drew Dunning	2000-03
2.	328	Jason Hanson	1988-91
3.	317	Erik Powell	2014-17
4.	272	Andrew Furney	2010-13
5.	248	Steve Broussard	1986-89
6.	<b>246</b>	<b>Max Borghi</b>	<b>2018-present</b>
7.	231	John Traut	1982-85
8.	229	Blake Mazza	2018-20
9.	222	Gabe Marks	2012-16
10.	206	Rian Lindell	1997-99

**TOTAL TACKLES**

1.	524	Lee Blakeney	1980-81,83-84
2.	440	Anthony McClanahan	1990-93
3.	436	Brian Forde	1984-87
4.	<b>419</b>	<b>Jahad Woods</b>	<b>2017-present</b>
5.	384	Deone Bucannon	2010-13
6.	352	Peyton Pelluer	2014-18
7.	343	John Rushing	1991-94
8.	334	Tom Poe	1970-73
9.	325	Billy Newman	1998-01
10.	323	Greg Trent	2005-08

**TACKLES-FOR-LOSS**

1.	52.5	DeWayne Patterson	1991-94 (-342)
2.	47.0	Hercules Mata'afa	2015-17 (-201)
3.	45.5	Mkristo Bruce	2003-06 (-209)
4.	44.5	D.D. Acholonu	2000-03 (-261)
5.	42.0	Travis Long	2009-12 (-196)
6.	39.5	Keith Millard	1980-83 (-223.5)
7.	<b>36.0</b>	<b>Jahad Woods</b>	<b>2017-present (-95)</b>
8.	35.5	Rien Long	2000-02 (-172)
9.	35.0	Peyton Pelluer	2014-18 (-115)
10.	32.0	Will Derting	2001-05 (-131)

**BLOCKED KICKS**

1.	3	Erik Coleman	2000-03
3		D.D. Acholonu	2000-03
3		Cody Boyd	2003-06
3		Toby Turpin	2006-09
3		Anthony Laurenzi	2009-11
6.	2	Jason Hill	2003-06
2		Aaron Johnson	2004-07
2		Kalafitoni Pole	2010-14
2		Theron West	2012-14
2		Robert Barber	2013-16
2		<b>Joey Hobert</b>	<b>2020-present</b>

**FORCED FUMBLES (Since 1979)**

1.	<b>10</b>	<b>Jahad Woods</b>	<b>2017-present</b>
2.	9	Ron Lee	1985-88
9		DeWayne Patterson	1991-94
4.	8	D.D. Acholonu	2000-03
5.	7	Tony Savage	1986-89
7		Anthony McClanahan	1990-93
7		Mkristo Bruce	2003-06
7		Andy Mattingly	2006-09
7		Deone Bucannon	2010-13
7		Kache Palacio	2012-15

**FUMBLES RECOVERED (Since 1998)**

1.	10	Scott Davis	2003-06
2.	8	Mkristo Bruce	2003-06
3.	6	Rob Taylor	2016-17
4.	5	Isaac Brown	2000-03
5		D.D. Acholonu	2000-03
5		Will Derting	2001-05
5		Greg Trent	2005-08
5		Peyton Pelluer	2013-18
5		Jalen Thompson	2016-18
5		<b>Jaylen Watson</b>	<b>2020-present</b>

**KICKOFF RETURNS**

1.	<b>82</b>	<b>Travell Harris</b>	<b>2018-present</b>
2.	67	Isiah Barton	2010-11
3.	60	Mike Washington	1976-78,80
4.	54	Bernard Jackson	1972-73
5.	49	Victor Wood	1985-88

**KICKOFF RETURN YARDS**

1.	<b>1,997</b>	<b>Travell Harris</b>	<b>2018-present</b>
2.	1,578	Isiah Barton	2010-11
3.	1,359	Mike Washington	1976-78,80
4.	1,242	Bernard Jackson	1972-73
5.	1,075	Mark Williams	1966-68





### 2021 STATISTICS

Date	Opponent		Score	Att.
09/04/2021	Utah St.	L	23-26	24944
09/11/2021	Portland St.	W	44-24	22651
* 09/18/2021	Southern California	L	14-45	24714
* 09/25/2021	at Utah	L	13-24	51483
* 10/02/2021	at California	W	21-6	40286
* 10/09/2021	Oregon St.	W	31-24	24157
* 10/16/2021	Stanford	W	34-31	26171
10/23/2021	BYU	L	19-21	22541
* 10/30/2021	at Arizona St.	W	34-21	46136
* 11/13/2021	at Oregon	L	24-38	52327
* 11/19/2021	Arizona	W	44-18	17344
* 11/26/2021	at Washington	W	40-13	68077

#### Rushing

Player	gp	att	gain	loss	net	avg	td	lg	avg/g
Max Borghi	12	160	941	61	880	5.5	12	64	73.3
Deon McIntosh	11	111	578	46	532	4.8	3	38	48.4
Jayden de Laura	11	43	208	107	101	2.3	3	21	9.2
Nakia Watson	12	19	61	9	52	2.7	0	18	4.3
Cammon Cooper	4	6	32	13	19	3.2	0	17	4.8
Ron Stone, Jr.	12	1	12	0	12	12.0	0	12	1.0
Lincoln Victor	12	4	10	0	10	2.5	0	7	0.8
Calvin Jackson, Jr.	12	1	3	0	3	3.0	0	3	0.3
Travell Harris	12	1	0	3	-3	-3.0	0	0	-0.3
Jarrett Guarantano	3	19	53	59	-6	-0.3	0	12	-2.0
Victor Gabalis	2	2	0	15	-15	-7.5	0	0	-7.5
Team	12	11	0	21	-21	-1.9	0	0	-1.8
<b>Total</b>	<b>12</b>	<b>378</b>	<b>1898</b>	<b>334</b>	<b>1564</b>	<b>4.1</b>	<b>18</b>	<b>64</b>	<b>130.3</b>
<b>Opponents</b>	<b>12</b>	<b>416</b>	<b>2200</b>	<b>260</b>	<b>1940</b>	<b>4.7</b>	<b>19</b>	<b>71</b>	<b>161.7</b>

#### Passing

Player	gp	effic	comp-att-int	pct	yds	td	lg	avg/g
Jayden de Laura	11	148.8	220-342-9	64.3	2751	23	78	250.1
Jarrett Guarantano	3	114.0	33-49-3	67.3	304	1	26	101.3
Victor Gabalis	2	58.4	6-13-0	46.2	19	0	6	9.5
Cammon Cooper	4	81.4	4-7-1	57.1	44	0	17	11.0
Lincoln Victor	12	0.0	0-1-0	0.0	0	0	0	0.0
<b>Total</b>	<b>12</b>	<b>140.3</b>	<b>263-412-13</b>	<b>63.8</b>	<b>3118</b>	<b>24</b>	<b>78</b>	<b>259.8</b>
<b>Opponents</b>	<b>12</b>	<b>120.7</b>	<b>242-400-14</b>	<b>60.5</b>	<b>2609</b>	<b>15</b>	<b>55</b>	<b>217.4</b>

#### Receiving

Player	gp	no.	yds	avg	td	lg	avg/g
Travell Harris	12	73	801	11.0	9	58	66.8
Calvin Jackson, Jr.	12	63	955	15.2	7	78	79.6
De'Zhaun Stribling	12	42	458	10.9	4	26	38.2
Donovan Ollie	12	22	229	10.4	1	26	19.1
Lincoln Victor	12	18	208	11.6	1	48	17.3
Max Borghi	12	16	156	9.8	0	23	13.0
Deon McIntosh	11	14	108	7.7	1	20	9.8
Joey Hobert	12	13	183	14.1	1	55	15.3
Mitchell Quinn	10	2	29	14.5	0	15	2.9
<b>Total</b>	<b>12</b>	<b>263</b>	<b>3118</b>	<b>11.9</b>	<b>24</b>	<b>78</b>	<b>259.8</b>
<b>Opponents</b>	<b>12</b>	<b>242</b>	<b>2609</b>	<b>10.8</b>	<b>15</b>	<b>55</b>	<b>217.4</b>

Record	Overall	Home	Away	Neutral
ALL GAMES	7-5	4-3	3-2	0-0
CONFERENCE	6-3	3-1	3-2	0-0
NON-CONFERENCE	1-2	1-2	0-0	0-0

#### Team Statistics

	WSU	OPP
<b>First Downs</b>	<b>253</b>	<b>251</b>
Rushing	96	118
Passing	140	119
Penalty	17	14
<b>Rushing Yardage</b>	<b>1564</b>	<b>1940</b>
Rushing attempts	378	416
Average per rush	4.1	4.7
Average per game	130.3	161.7
TDs Rushing	18	19
<b>Passing Yardage</b>	<b>3118</b>	<b>2609</b>
Comp-Att-Int	263-412-13	242-400-14
Average per pass	7.6	6.5
Average per catch	11.9	10.8
Average per game	259.8	217.4
TDs Passing	24	15
<b>Total offense</b>	<b>4682</b>	<b>4549</b>
Average per play	5.9	5.6
Average per game	390.2	379.1
<b>Kick returns: #-Yards</b>	<b>20-356</b>	<b>30-686</b>
<b>Punt returns: #-Yards</b>	<b>13-109</b>	<b>12-105</b>
<b>Int returns: #-Yards</b>	<b>14-183</b>	<b>13-134</b>
<b>Fumbles-Lost</b>	<b>8-4</b>	<b>31-13</b>
<b>Penalties-Yards</b>	<b>64-571</b>	<b>65-484</b>
<b>Punts-Avg</b>	<b>47-41.5</b>	<b>44-45.1</b>
<b>Time of possession / game</b>	<b>31:02</b>	<b>28:58</b>
<b>3rd-down conversion</b>	<b>66/154</b>	<b>63/157</b>
<b>4rd-down conversion</b>	<b>8/19</b>	<b>9/22</b>

#### Interceptions

Player	no.	yds	avg	td	lg
Armani Marsh	3	44	14.7	1	28
Justus Rogers	2	65	32.5	0	60
Derrick Langford	2	36	18.0	0	36
Jaylen Watson	2	11	5.5	0	7
Jahad Woods	1	0	0.0	0	0
George Hicks III	1	0	0.0	0	0
Daniel Isom	1	27	27.0	0	27
Brennan Jackson	1	0	0.0	0	0
Chau Smith-Wade	1	0	0.0	0	0
<b>Total</b>	<b>14</b>	<b>183</b>	<b>13.1</b>	<b>1</b>	<b>60</b>
<b>Opponents</b>	<b>13</b>	<b>134</b>	<b>10.3</b>	<b>1</b>	<b>54</b>

## 2021 STATISTICS

### Field Goals

Player	fg	pct.	01-19	20-29	30-39	40-49	50-99	lg	blk
Dean Janikowski	14-17	82.4	0-0	5-5	7-8	2-4	0-0	41	0
<b>Opponents</b>	<b>12-16</b>	<b>75.0</b>	<b>0-0</b>	<b>4-4</b>	<b>5-7</b>	<b>2-3</b>	<b>1-2</b>	<b>51</b>	<b>0</b>

### Scoring

Player	td	fg	PAT					dpx	saf	pts
			kick	rush	rcv	pass				
Dean Janikowski	-	14-17	39-41	-	-	-	-	-	-	81
Max Borghi	12	-	-	-	-	-	-	-	-	72
Travell Harris	9	-	-	-	-	-	-	-	-	54
Calvin Jackson, Jr.	7	-	-	-	-	-	-	-	-	42
Deon McIntosh	4	-	-	-	-	-	-	-	-	24
De'Zhaun Stribling	4	-	-	-	-	-	-	-	-	24
Jayden de Laura	3	-	-	-	-	-	-	-	-	18
Armani Marsh	1	-	-	-	-	-	-	-	-	6
Donovan Ollie	1	-	-	-	-	-	-	-	-	6
Lincoln Victor	1	-	-	-	-	-	-	-	-	6
Joey Hobert	1	-	-	-	-	-	-	-	-	6
<b>Total</b>	<b>43</b>	<b>14-17</b>	<b>39-41</b>	<b>0</b>	<b>0</b>	<b>0</b>	<b>0</b>	<b>1</b>	<b>1</b>	<b>341</b>
<b>Opponents</b>	<b>36</b>	<b>12-16</b>	<b>31-31</b>	<b>1</b>	<b>2</b>	<b>2</b>	<b>0</b>	<b>1</b>	<b>1</b>	<b>291</b>

### Score by Periods

Team	1st	2nd	3rd	4th	OT	TOT
Washington St.	66	110	88	77	0	341
Opponents	43	60	64	124	0	291

### Punting

Player	no.	yds	avg	lg	tb	fc	i20	50+	blk
Nick Haberer	45	1922	42.7	60	3	23	12	4	0
Jayden de Laura	1	28	28.0	28	0	0	1	0	0
Team	1	0	0.0	0	0	0	0	0	1
<b>Total</b>	<b>47</b>	<b>1950</b>	<b>41.5</b>	<b>60</b>	<b>3</b>	<b>23</b>	<b>13</b>	<b>4</b>	<b>1</b>
<b>Opponents</b>	<b>44</b>	<b>1985</b>	<b>45.1</b>	<b>71</b>	<b>5</b>	<b>13</b>	<b>13</b>	<b>13</b>	<b>2</b>

### Punt Returns

Player	no.	yds	avg	td	lg
Travell Harris	13	109	8.4	0	25
<b>Total</b>	<b>13</b>	<b>109</b>	<b>8.4</b>	<b>0</b>	<b>25</b>
<b>Opponents</b>	<b>12</b>	<b>105</b>	<b>8.8</b>	<b>0</b>	<b>21</b>

### Kick Returns

Player	no.	yds	avg	td	lg
Travell Harris	16	358	22.4	0	50
Joey Hobert	2	5	2.5	0	4
Deon McIntosh	1	5	5.0	0	5
Travion Brown	1	-12	-12.0	0	0
<b>Total</b>	<b>20</b>	<b>356</b>	<b>17.8</b>	<b>0</b>	<b>50</b>
<b>Opponents</b>	<b>30</b>	<b>686</b>	<b>22.9</b>	<b>0</b>	<b>60</b>

### All Purpose

Player	g	rush	rcv	pr	kr	ir	total	avg/g
Travell Harris	12	-3	801	109	358	0	1265	105.4
Max Borghi	12	880	156	0	0	0	1036	86.3
Calvin Jackson, Jr.	12	3	955	0	0	0	958	79.8
Deon McIntosh	11	532	108	0	5	0	645	58.6
De'Zhaun Stribling	12	0	458	0	0	0	458	38.2
Donovan Ollie	12	0	229	0	0	0	229	19.1
Lincoln Victor	12	10	208	0	0	0	218	18.2
Joey Hobert	12	0	183	0	5	0	188	15.7
Jayden de Laura	11	101	0	0	0	0	101	9.2
Justus Rogers	12	0	0	0	0	65	65	5.4
Nakia Watson	12	52	0	0	0	0	52	4.3
Armani Marsh	11	0	0	0	0	44	44	4.0
Derrick Langford	12	0	0	0	0	36	36	3.0
Mitchell Quinn	10	0	29	0	0	0	29	2.9
Daniel Isom	11	0	0	0	0	27	27	2.5
Cammon Cooper	4	19	0	0	0	0	19	4.8
Ron Stone, Jr.	12	12	0	0	0	0	12	1.0
Jaylen Watson	12	0	0	0	0	11	11	0.9
Konner Gonnness	10	0	-2	0	0	0	-2	-0.2
Jarrett Guarantano	3	-6	0	0	0	0	-6	-2.0
Jarrett Kingston	12	0	-7	0	0	0	-7	-0.6
Travion Brown	11	0	0	0	-12	0	-12	-1.1
Victor Gabalis	2	-15	0	0	0	0	-15	-7.5
<b>Total</b>	<b>12</b>	<b>1564</b>	<b>3118</b>	<b>109</b>	<b>356</b>	<b>183</b>	<b>5330</b>	<b>444.2</b>
<b>Opponents</b>	<b>12</b>	<b>1940</b>	<b>2609</b>	<b>105</b>	<b>686</b>	<b>134</b>	<b>5474</b>	<b>456.2</b>

### Total Offense

Player	g	plays	rush	pass	total	avg/g
Jayden de Laura	11	385	101	2751	2852	259.3
Max Borghi	12	160	880	0	880	73.3
Deon McIntosh	11	111	532	0	532	48.4
Jarrett Guarantano	3	68	-6	304	298	99.3
Cammon Cooper	4	13	19	44	63	15.8
Nakia Watson	12	19	52	0	52	4.3
Ron Stone, Jr.	12	1	12	0	12	1.0
Lincoln Victor	12	5	10	0	10	0.8
Victor Gabalis	2	15	-15	19	4	2.0
Calvin Jackson, Jr.	12	1	3	0	3	0.3
Travell Harris	12	1	-3	0	-3	-0.3
<b>Total</b>	<b>12</b>	<b>790</b>	<b>1564</b>	<b>3118</b>	<b>4682</b>	<b>390.2</b>
<b>Opponents</b>	<b>12</b>	<b>816</b>	<b>1940</b>	<b>2609</b>	<b>4549</b>	<b>379.1</b>

### 2021 STATISTICS

##	Player	gp	Tackles				tfl/yds	Sacks	Pass defense			Fumbles		blkd	
			ua	a	tot	no-yds		int-yds	brup	qbh	fr-yds	ff	kick	saf	
13	Jahad Woods	12	51	49	100	5-7	.	1-0	2	.	.	2	.	.	
37	Justus Rogers	12	37	27	64	5.5-12	.	2-65	4	4	1-23	2	.	.	
8	Armani Marsh	11	42	20	62	5-12	.	3-44	4	2	.	2	.	.	
18	George Hicks III	12	42	18	60	2-2	.	1-0	2	.	.	1	.	.	
10	Ron Stone, Jr.	12	32	27	59	11.5-60	5-41	.	3	3	1-0	1	.	.	
3	Daniel Isom	11	27	30	57	3.5-9	1-5	1-27	3	2	.	2	.	.	
5	Derrick Langford	12	26	14	40	0.5-1	.	2-36	3	1	.	3	.	.	
80	Brennan Jackson	12	17	23	40	5-32	4-31	1-0	2	4	1-0	.	.	.	
82	Travion Brown	11	19	12	31	.	.	.	1	.	1-0	1	.	.	
0	Jaylen Watson	12	23	8	31	1-1	.	2-11	3	.	4-49	.	.	.	
52	Kyle Thornton	11	8	10	18	1-6	.	.	1	1	.	.	.	.	
1	Tyrone Hill	11	10	7	17	.	.	.	1	.	.	.	.	.	
48	Amir Mujahid	12	5	11	16	1-1	.	.	.	.	1-0	1	.	.	
20	Quinn Roff	12	10	6	16	4-15	2.5-10	.	.	3	.	1	.	.	
51	Francisco Mauigoa	12	9	6	15	0.5-1	.	.	.	.	.	.	.	.	
93	Christian Mejia	12	6	9	15	2.5-9	1-6	.	.	.	1-0	.	.	.	
27	Willie Taylor III	12	5	9	14	2.5-17	2.5-17	.	.	2	.	1	.	.	
96	Antonio Pule	12	7	5	12	1-1	1-1	.	.	.	.	.	.	.	
54	Ahmir Crowder	11	8	4	12	1.5-10	1-9	.	.	.	.	1	.	.	
6	Chau Smith-Wade	10	7	4	11	.	.	1-0	2	.	.	.	.	.	
95	Andrew Edson	12	6	4	10	4.5-22	2.5-18	.	.	1	2-0	.	.	.	
85	Lincoln Victor	12	6	2	8	.	.	.	.	.	.	.	.	.	
23	Kaleb Ford-Dement	11	5	3	8	1-2	.	.	1	.	.	.	.	.	
32	Tanner Moku	9	7	1	8	.	.	.	.	.	.	.	.	.	
42	Halid Djibril	2	4	1	5	.	.	.	.	.	.	1	.	.	
12	Joey Hobert	12	2	3	5	.	.	.	.	.	.	1	2	.	
9	Ben Wilson	9	3	2	5	.	.	.	.	.	.	.	.	.	
2	Chris Jackson	8	3	1	4	.	.	.	.	.	1-0	.	.	.	
78	Jesus Echevarria	4	1	3	4	.	.	.	.	.	.	.	.	.	
98	Dallas Hobbs	7	1	3	4	0.5-1	.	.	.	1	.	.	.	.	
19	Alphonse Oywak	1	2	1	3	.	.	.	.	.	.	.	.	.	
34	Simon Samarzich	12	2	1	3	.	.	.	.	.	.	.	.	.	
72	Abraham Lucas	12	2	1	3	.	.	.	.	.	.	.	.	.	
4	Armauni Archie	1	3	.	3	.	.	.	.	.	.	.	.	.	
94	Moon Ashby	2	1	1	2	0.5-1	.	.	.	.	.	.	.	.	
24	Cooper Mathers	11	1	1	2	.	.	.	.	.	.	.	.	.	
90	Lucas Dunker Jr.	11	2	.	2	.	.	.	.	.	.	.	.	.	
16	Justin Anderson	2	2	.	2	.	.	.	1	.	.	1	.	.	
77	Konner Gomness	10	1	.	1	.	.	.	.	.	.	.	.	.	
50	Lawrence Falatea	1	.	1	1	.	.	.	.	.	.	.	.	.	
66	Ma'ake Fifita	12	.	1	1	.	.	.	.	.	.	.	.	.	
88	De'Zhaun Stribling	12	1	.	1	.	.	.	.	.	.	.	.	.	
8	Calvin Jackson, Jr.	12	1	.	1	.	.	.	.	.	.	.	.	.	
6	Donovan Ollie	12	1	.	1	.	.	.	.	.	.	.	.	.	
97	Tyler Garay-Harris	9	.	1	1	0.5-2	0.5-2	.	.	1	.	.	.	.	
<b>Totals</b>		<b>12</b>	<b>448</b>	<b>330</b>	<b>778</b>	<b>60-224</b>	<b>21-140</b>	<b>14-183</b>	<b>33</b>	<b>25</b>	<b>13-72</b>	<b>21</b>	<b>2</b>	<b>1</b>	
Opponents		12	411	280	691	74-317	25-192	13-134	42	23	4-0	6	2	1	

**2021 WSU TEAM GAME-BY-GAME**

Date	Opponent	Rushing				Receiving				Passing				Kick Returns				Punt Returns				tot	
		no.	yds	td	lg	no.	yds	td	lg	cmp	att	int	yds	td	lg	no.	yds	td	lg	no.	yds		td
09/04/2021	Utah St.	26	149	1	64	20	211	1	32	20-35-0	211	1	32	3	44	0	28	0	0	0	0	0	360
09/11/2021	Portland St.	33	159	3	21	21	303	3	37	21-32-1	303	3	37	3	56	0	50	3	58	0	22	462	
09/18/2021	Southern California	30	99	0	18	20	180	2	29	20-34-2	180	2	29	2	37	0	27	2	28	0	25	279	
09/25/2021	at Utah	37	70	0	24	25	248	1	26	25-38-3	248	1	26	0	0	0	0	1	5	0	5	318	
10/02/2021	at California	34	113	0	20	25	213	3	22	25-42-2	213	3	22	0	0	0	0	2	5	0	5	326	
10/09/2021	Oregon St.	24	92	1	17	32	399	3	58	32-46-1	399	3	58	0	0	0	0	0	0	0	0	491	
10/16/2021	Stanford	27	100	2	25	17	289	3	48	17-30-0	289	3	48	2	30	0	17	1	6	0	6	389	
10/23/2021	BYU	23	93	3	19	26	257	0	22	26-37-1	257	0	22	1	22	0	22	1	1	0	1	350	
10/30/2021	at Arizona St.	42	166	2	25	17	234	2	45	17-27-1	234	2	45	1	15	0	15	0	0	0	0	400	
11/13/2021	at Oregon	25	91	1	19	20	280	2	70	20-36-2	280	2	70	5	95	0	25	0	0	0	0	371	
11/19/2021	Arizona	36	223	2	43	13	259	4	78	13-23-0	259	4	78	1	31	0	31	1	4	0	4	482	
11/26/2021	at Washington	41	209	3	32	27	245	0	27	27-32-0	245	0	27	2	26	0	22	2	2	0	4	454	
<b>Washington St.</b>		<b>378</b>	<b>1564</b>	<b>18</b>	<b>64</b>	<b>263</b>	<b>3118</b>	<b>24</b>	<b>78</b>	<b>263-412-13</b>	<b>3118</b>	<b>24</b>	<b>78</b>	<b>20</b>	<b>356</b>	<b>0</b>	<b>52</b>	<b>13</b>	<b>109</b>	<b>0</b>	<b>25</b>	<b>4682</b>	
<b>Opponents</b>		<b>416</b>	<b>1940</b>	<b>19</b>	<b>71</b>	<b>242</b>	<b>2609</b>	<b>15</b>	<b>55</b>	<b>242-400-14</b>	<b>2609</b>	<b>15</b>	<b>55</b>	<b>30</b>	<b>686</b>	<b>0</b>	<b>60</b>	<b>12</b>	<b>105</b>	<b>0</b>	<b>21</b>	<b>4549</b>	

**Washington St. Averages**

Games	Avg/ rush	Avg/ catch	Pass effic	KR avg	PR avg	All purpose avg/game	Total offense avg/game
12	4.1	11.9	140.3	17.8	8.4	444.2	390.2

Date	Opponent	Tackles		Sacks	Fumble	Pass Defense			blkd	PAT attempts			off					
		ua	a total			tfl-yds	no-yds	ff		fr-yds	int-yds	qbh	brup	kick	kick	rush	rcv	saf
09/04/2021	Utah St.	45	32	77	4.0-5	0-0	1	1-0	1-36	2	4	0	2-2	0	0	0	3	23
09/11/2021	Portland St.	34	20	54	5.0-17	2-12	1	1-0	1-5	8	7	0	5-6	0	0	0	10	44
09/18/2021	Southern California	32	40	72	9.0-31	1-10	1	1-0	2-27	4	3	0	2-2	0	0	0	0	14
09/25/2021	at Utah	38	14	52	5.0-21	1-9	5	3-0	0-0	0	1	0	1-1	0	0	0	7	13
10/02/2021	at California	32	28	60	7.0-36	4-29	1	0-0	1-7	2	3	0	3-3	0	0	0	0	21
10/09/2021	Oregon St.	31	36	67	4.0-11	1-8	2	0-0	2-0	3	3	0	4-4	0	0	0	7	31
10/16/2021	Stanford	43	28	71	8.0-29	4-17	2	2-0	0-0	3	4	0	4-5	0	0	0	7	34
10/23/2021	BYU	41	30	71	2.0-15	2-15	1	0-0	0-0	1	0	0	1-1	0	0	0	0	19
10/30/2021	at Arizona St.	46	28	74	4.0-16	1-11	3	3-23	2-4	1	1	0	4-4	0	0	0	24	34
11/13/2021	at Oregon	45	32	77	2.0-7	1-5	2	2-49	0-0	0	2	0	3-3	0	0	0	10	24
11/19/2021	Arizona	41	24	65	6.0-17	3-11	2	0-0	1-0	1	4	2	6-6	0	0	1	0	44
11/26/2021	at Washington	21	16	37	4.0-19	1-13	0	0-0	4-104	0	1	0	4-4	0	0	0	20	40
<b>Washington St.</b>		<b>449</b>	<b>328</b>	<b>777</b>	<b>60.0-224</b>	<b>21-140</b>	<b>21</b>	<b>13-72</b>	<b>14-183</b>	<b>25</b>	<b>33</b>	<b>2</b>	<b>39-41</b>	<b>0</b>	<b>0</b>	<b>1</b>	<b>88</b>	<b>341</b>
<b>Opponents</b>		<b>411</b>	<b>280</b>	<b>691</b>	<b>74.0-317</b>	<b>25-192</b>	<b>6</b>	<b>4-0</b>	<b>13-134</b>	<b>23</b>	<b>42</b>	<b>2</b>	<b>31-31</b>	<b>1</b>	<b>2</b>	<b>1</b>	<b>35</b>	<b>291</b>

Date	Opponent	Punting										Field Goals			Kickoffs			
		no.	yds	avg	long	blkd	tb	fc	50+	i20	md-att	long	blkd	no.	yds	avg	tb	ob
09/04/2021	Utah St.	3	132	44.0	49	0	0	1	0	2	3-4	35	0	7	382	54.6	0	0
09/11/2021	Portland St.	4	178	44.5	60	0	0	2	1	0	1-1	23	0	7	424	60.6	3	1
09/18/2021	Southern California	5	193	38.6	49	0	0	1	0	2	0-0	0	0	3	195	65.0	1	0
09/25/2021	at Utah	4	200	50.0	59	0	1	1	2	1	2-2	39	0	3	189	63.0	2	0
10/02/2021	at California	6	215	35.8	57	1	0	4	1	2	0-0	0	0	4	259	64.8	3	0
10/09/2021	Oregon St.	2	85	42.5	43	0	1	1	0	1	1-1	30	0	7	371	53.0	2	2
10/16/2021	Stanford	4	179	44.8	48	0	0	2	0	0	0-0	0	0	6	379	63.2	2	0
10/23/2021	BYU	4	141	35.3	41	0	0	2	0	1	0-0	0	0	4	253	63.3	2	0
10/30/2021	at Arizona St.	3	115	38.3	41	0	0	2	0	1	2-3	40	0	7	442	63.1	1	1
11/13/2021	at Oregon	5	211	42.2	46	0	0	4	0	1	1-1	34	0	5	266	53.2	1	0
11/19/2021	Arizona	6	252	42.0	48	0	0	3	0	2	0-0	0	0	7	429	61.3	2	0
11/26/2021	at Washington	1	49	49.0	49	0	1	0	0	0	4-5	41	0	11	564	51.3	3	0
<b>Washington St.</b>		<b>47</b>	<b>1950</b>	<b>41.5</b>	<b>60</b>	<b>1</b>	<b>3</b>	<b>23</b>	<b>4</b>	<b>13</b>	<b>14-17</b>	<b>41</b>	<b>0</b>	<b>71</b>	<b>4153</b>	<b>58.5</b>	<b>22</b>	<b>4</b>
<b>Opponents</b>		<b>44</b>	<b>1985</b>	<b>45.1</b>	<b>71</b>	<b>2</b>	<b>5</b>	<b>13</b>	<b>13</b>	<b>13</b>	<b>12-16</b>	<b>51</b>	<b>0</b>	<b>61</b>	<b>3624</b>	<b>59.4</b>	<b>35</b>	<b>4</b>

### 2021 OPPONENT TEAM GAME-BY-GAME

Date	Opponent	Rushing				Receiving				Passing				Kick Returns				Punt Returns				tot off		
		no.	yds	td	lg	no.	yds	td	lg	cmp	att	int	yds	td	lg	no.	yds	td	lg	no.	yds		td	lg
09/04/2021	Utah St.	46	222	1	23	23	219	1	45	23-36-1	219	1	45	5	74	0	27	0	0	0	0	0	0	441
09/11/2021	Portland St.	27	102	1	14	28	318	2	39	28-50-1	318	2	39	0	0	0	0	1	12	0	12	0	420	
09/18/2021	Southern California	25	48	1	18	31	399	4	42	31-48-2	399	4	42	2	62	0	37	2	-1	0	0	0	447	
09/25/2021	at Utah	33	213	2	59	13	137	0	27	13-23-0	137	0	27	1	15	0	15	2	31	0	19	0	350	
10/02/2021	at California	34	117	1	16	14	152	0	44	14-30-1	152	0	44	1	22	0	22	1	7	0	7	0	269	
10/09/2021	Oregon St.	45	309	3	50	11	158	0	23	11-26-2	158	0	23	2	33	0	17	0	0	0	0	0	467	
10/16/2021	Stanford	35	76	1	17	23	273	2	45	23-32-0	273	2	45	4	91	0	26	1	19	0	19	0	349	
10/23/2021	BYU	48	238	3	30	16	147	0	21	16-21-0	147	0	21	2	37	0	20	1	21	0	21	0	385	
10/30/2021	at Arizona St.	32	131	1	15	26	275	2	29	26-39-2	275	2	29	5	137	0	60	1	6	0	6	0	406	
11/13/2021	at Oregon	47	306	4	27	17	135	1	31	17-22-0	135	1	31	3	117	0	56	0	0	0	0	0	441	
11/19/2021	Arizona	30	168	0	71	23	206	2	27	23-42-1	206	2	27	2	27	0	14	3	10	0	5	0	374	
11/26/2021	at Washington	14	10	1	10	17	190	1	55	17-31-4	190	1	55	3	71	0	32	0	0	0	0	0	200	
<b>Opponents</b>		<b>416</b>	<b>1940</b>	<b>19</b>	<b>71</b>	<b>242</b>	<b>2609</b>	<b>15</b>	<b>55</b>	<b>242-400-14</b>	<b>2609</b>	<b>15</b>	<b>55</b>	<b>30</b>	<b>686</b>	<b>0</b>	<b>60</b>	<b>12</b>	<b>105</b>	<b>0</b>	<b>21</b>	<b>0</b>	<b>4549</b>	
<b>Washington St.</b>		<b>378</b>	<b>1564</b>	<b>18</b>	<b>64</b>	<b>263</b>	<b>3118</b>	<b>24</b>	<b>78</b>	<b>263-412-13</b>	<b>3118</b>	<b>24</b>	<b>78</b>	<b>20</b>	<b>356</b>	<b>0</b>	<b>50</b>	<b>13</b>	<b>109</b>	<b>0</b>	<b>25</b>	<b>0</b>	<b>4682</b>	

#### Opponents Averages

Games	Avg/ rush	Avg/ catch	Pass effic	KR avg	PR avg	All purpose avg/game	Total offense avg/game
12	4.7	10.8	120.7	22.9	8.8	456.2	379.1

Date	Opponent	Tackles				Sacks	Fumble		Pass Defense			blkd kick	PAT attempts			off		
		ua	a	total	tfl-yds		ff	fr-yds	int-yds	qbh	brup		kick	kick	rush	rcv	saf	t/o
09/04/2021	Utah St.	32	24	56	8.0-23	2-7	1	1-0	0-0	3	4	0	1-1	0	1	1	0	26
09/11/2021	Portland St.	28	32	60	6.0-32	2-20	0	0-0	1-0	1	4	0	3-3	0	0	0	0	24
09/18/2021	Southern California	31	22	53	5.0-26	3-21	2	2-0	2-14	1	0	0	6-6	0	0	0	14	45
09/25/2021	at Utah	50	22	72	13.0-65	8-59	0	0-0	3-67	0	4	0	3-3	0	0	0	7	24
10/02/2021	at California	30	38	68	6.0-19	2-7	1	0-0	2-4	4	5	1	0-0	0	0	0	0	6
10/09/2021	Oregon St.	29	28	57	4.0-9	1-4	1	0-0	1-4	1	3	0	3-3	0	0	0	0	24
10/16/2021	Stanford	28	22	50	4.0-32	1-19	0	0-0	0-0	3	4	1	2-2	1	0	0	0	31
10/23/2021	BYU	31	12	43	1.0-10	1-10	0	1-0	1-23	0	4	0	3-3	0	0	0	0	21
10/30/2021	at Arizona St.	37	26	63	7.0-18	0-0	0	0-0	1-1	1	3	0	3-3	0	0	0	0	21
11/13/2021	at Oregon	35	18	53	6.0-34	3-24	1	0-0	2-21	4	3	0	5-5	0	0	0	14	38
11/19/2021	Arizona	31	18	49	6.0-32	2-21	0	0-0	0-0	5	5	0	1-1	0	1	0	0	18
11/26/2021	at Washington	49	18	67	8.0-17	0-0	0	0-0	0-0	0	3	0	1-1	0	0	0	0	13
<b>Opponents</b>		<b>411</b>	<b>280</b>	<b>691</b>	<b>74.0-317</b>	<b>25-192</b>	<b>6</b>	<b>4-0</b>	<b>13-134</b>	<b>23</b>	<b>42</b>	<b>2</b>	<b>31-31</b>	<b>1</b>	<b>2</b>	<b>1</b>	<b>35</b>	<b>291</b>
<b>Washington St.</b>		<b>449</b>	<b>328</b>	<b>777</b>	<b>60.0-224</b>	<b>21-140</b>	<b>21</b>	<b>13-72</b>	<b>14-183</b>	<b>25</b>	<b>33</b>	<b>2</b>	<b>39-41</b>	<b>0</b>	<b>0</b>	<b>1</b>	<b>88</b>	<b>341</b>

Date	Opponent	Punting							Field Goals				Kickoffs					
		no.	yds	avg	long	blkd	tb	fc	50+	i20	md-att	long	blkd	no.	yds	avg	tb	ob
09/04/2021	Utah St.	3	120	40.0	42	0	0	2	0	1	3-3	39	0	6	358	59.7	3	0
09/11/2021	Portland St.	5	246	49.2	56	0	1	0	2	1	1-1	46	0	5	224	44.8	1	1
09/18/2021	Southern California	3	137	45.7	57	0	0	1	1	2	1-1	34	0	8	507	63.4	5	1
09/25/2021	at Utah	3	143	47.7	59	0	1	1	2	1	1-2	28	0	5	325	65.0	5	0
10/02/2021	at California	6	261	43.5	51	0	0	4	1	2	0-0	0	0	2	130	65.0	2	0
10/09/2021	Oregon St.	0	0	0.0	0	0	0	0	0	0	1-1	39	0	5	325	65.0	5	0
10/16/2021	Stanford	4	145	36.3	41	0	0	0	0	0	3-3	51	0	7	442	63.1	4	0
10/23/2021	BYU	3	144	48.0	66	0	0	1	1	2	0-1	0	0	4	251	62.8	3	0
10/30/2021	at Arizona St.	3	144	48.0	56	0	1	2	1	1	0-1	0	0	4	152	38.0	1	1
11/13/2021	at Oregon	3	122	40.7	45	0	0	2	0	1	1-1	22	0	7	445	63.6	2	0
11/19/2021	Arizona	7	305	43.6	64	2	1	0	3	1	1-2	42	0	5	330	66.0	3	1
11/26/2021	at Washington	4	218	54.5	71	0	1	0	2	1	0-0	0	0	3	135	45.0	1	0
<b>Opponents</b>		<b>44</b>	<b>1985</b>	<b>45.1</b>	<b>71</b>	<b>2</b>	<b>5</b>	<b>13</b>	<b>13</b>	<b>13</b>	<b>12-16</b>	<b>51</b>	<b>0</b>	<b>61</b>	<b>3624</b>	<b>59.4</b>	<b>35</b>	<b>4</b>
<b>Washington St.</b>		<b>47</b>	<b>1950</b>	<b>41.5</b>	<b>60</b>	<b>1</b>	<b>3</b>	<b>23</b>	<b>4</b>	<b>13</b>	<b>14-17</b>	<b>41</b>	<b>0</b>	<b>71</b>	<b>4153</b>	<b>58.5</b>	<b>22</b>	<b>4</b>

## 2021 RED ZONE

## Washington St. Inside Opponent Red-Zone

Date	Opponent	Score	Times In RZ	Times Scored	Total Pts	TDs	Rush TDs	Pass TDs	FGs Made	Failed to score inside RZ					
										FGA	Down	Int	Fumb	Half	Game
09/04/2021	Utah St.	L 23-26	5	4	16	1	0	1	3	4	0	0	0	0	0
09/11/2021	Portland St.	W 44-24	7	6	37	5	3	2	1	1	0	1	0	0	0
09/18/2021	Southern California	L 14-45	4	2	14	2	0	2	0	0	1	1	0	0	0
09/25/2021	at Utah	L 13-24	3	2	6	0	0	0	2	2	0	1	0	0	0
10/02/2021	at California	W 21-6	3	2	14	2	0	2	0	0	0	0	0	0	1
10/09/2021	Oregon St.	W 31-24	6	4	24	3	1	2	1	1	1	1	0	0	0
10/16/2021	Stanford	W 34-31	4	3	21	3	2	1	0	0	1	0	0	0	0
10/23/2021	BYU	L 19-21	3	3	19	3	3	0	0	0	0	0	0	0	0
10/30/2021	at Arizona St.	W 34-21	5	4	20	2	2	0	2	3	0	0	0	0	0
11/13/2021	at Oregon	L 24-38	5	4	24	3	1	2	1	1	0	0	1	0	0
11/19/2021	Arizona	W 44-18	2	2	14	2	1	1	0	0	0	0	0	0	0
11/26/2021	at Washington	W 40-13	4	4	20	2	2	0	2	2	0	0	0	0	0
<b>Totals 40 of 51 (78.4%)</b>			<b>51</b>	<b>40</b>	<b>229</b>	<b>28</b>	<b>15</b>	<b>13</b>	<b>12</b>	<b>14</b>	<b>3</b>	<b>4</b>	<b>1</b>	<b>0</b>	<b>1</b>

## Opponents Inside Washington St. Red-Zone

Date	Opponent	Score	Times In RZ	Times Scored	Total Pts	TDs	Rush TDs	Pass TDs	FGs Made	Failed to score inside RZ					
										FGA	Down	Int	Fumb	Half	Game
09/04/2021	Utah St.	L 23-26	4	4	21	2	1	1	2	2	0	0	0	0	0
09/11/2021	Portland St.	W 44-24	4	2	14	2	1	1	0	0	2	0	0	0	0
09/18/2021	Southern California	L 14-45	3	3	17	2	1	1	1	1	0	0	0	0	0
09/25/2021	Utah	L 13-24	6	3	17	2	2	0	1	2	0	0	2	0	0
10/02/2021	California	W 21-6	2	1	6	1	1	0	0	0	1	0	0	0	0
10/09/2021	Oregon St.	W 31-24	6	4	24	3	3	0	1	1	1	1	0	0	0
10/16/2021	Stanford	W 34-31	4	4	21	2	1	1	2	2	0	0	0	0	0
10/23/2021	BYU	L 19-21	3	3	21	3	3	0	0	0	0	0	0	0	0
10/30/2021	Arizona St.	W 34-21	5	3	21	3	1	2	0	1	1	0	0	0	0
11/13/2021	Oregon	L 24-38	5	4	24	3	2	1	1	1	0	0	1	0	0
11/19/2021	Arizona	W 44-18	1	1	7	1	0	1	0	0	0	0	0	0	0
11/26/2021	Washington	W 40-13	3	2	13	2	1	1	0	0	0	1	0	0	0
<b>Totals 34 of 46 (73.9%)</b>			<b>46</b>	<b>34</b>	<b>206</b>	<b>26</b>	<b>17</b>	<b>9</b>	<b>8</b>	<b>10</b>	<b>5</b>	<b>2</b>	<b>3</b>	<b>0</b>	<b>0</b>

### 2021 WSU BY QUARTER

#### 3rd-Down Conversions

Date	Opponent	Score	Overall	1st Qtr	2nd Qtr	3rd Qtr	4th Qtr	Overtime
09/04/2021	Utah St.	L 23-26	3-11 27.3	0-3 0.0	1-4 25.0	2-2 100.0	0-2 0.0	0-0 0.0
09/11/2021	Portland St.	W 44-24	4-10 40.0	0-2 0.0	2-2 100.0	1-2 50.0	1-4 25.0	0-0 0.0
09/18/2021	Southern California	L 14-45	4-13 30.8	2-3 66.7	1-3 33.3	0-3 0.0	1-4 25.0	0-0 0.0
09/25/2021	at Utah	L 13-24	4-15 26.7	1-3 33.3	1-5 20.0	1-2 50.0	1-5 20.0	0-0 0.0
10/02/2021	at California	W 21-6	7-15 46.7	4-5 80.0	2-4 50.0	1-2 50.0	0-4 0.0	0-0 0.0
10/09/2021	Oregon St.	W 31-24	10-16 62.5	1-4 25.0	1-4 25.0	4-4 100.0	4-4 100.0	0-0 0.0
10/16/2021	Stanford	W 34-31	3-10 30.0	0-3 0.0	2-3 66.7	0-1 0.0	1-3 33.3	0-0 0.0
10/23/2021	BYU	L 19-21	7-11 63.6	2-3 66.7	0-2 0.0	2-2 100.0	3-4 75.0	0-0 0.0
10/30/2021	at Arizona St.	W 34-21	6-16 37.5	2-4 50.0	2-4 50.0	0-4 0.0	2-4 50.0	0-0 0.0
11/13/2021	at Oregon	L 24-38	7-13 53.8	1-3 33.3	3-4 75.0	0-2 0.0	3-4 75.0	0-0 0.0
11/19/2021	Arizona	W 44-18	4-11 36.4	2-4 50.0	0-1 0.0	2-3 66.7	0-3 0.0	0-0 0.0
11/26/2021	at Washington	W 40-13	7-13 53.8	1-2 50.0	1-3 33.3	3-4 75.0	2-4 50.0	0-0 0.0
<b>Washington St.</b>			<b>66-154 42.9</b>	<b>16-39 41.0</b>	<b>16-39 41.0</b>	<b>16-31 51.6</b>	<b>18-45 40.0</b>	<b>0-0 0.0</b>
<b>Opponents</b>			<b>63-157 40.1</b>	<b>14-35 40.0</b>	<b>14-43 32.6</b>	<b>10-35 28.6</b>	<b>25-44 56.8</b>	<b>0-0 0.0</b>

#### 4th-Down Conversions

Date	Opponent	Score	Overall	1st Qtr	2nd Qtr	3rd Qtr	4th Qtr	Overtime
09/04/2021	Utah St.	L 23-26	0-0 0.0	0-0 0.0	0-0 0.0	0-0 0.0	0-0 0.0	0-0 0.0
09/11/2021	Portland St.	W 44-24	1-2 50.0	0-0 0.0	0-0 0.0	0-1 0.0	1-1 100.0	0-0 0.0
09/18/2021	Southern California	L 14-45	2-4 50.0	1-1 100.0	0-1 0.0	0-0 0.0	1-2 50.0	0-0 0.0
09/25/2021	at Utah	L 13-24	2-5 40.0	1-2 50.0	1-1 100.0	0-0 0.0	0-2 0.0	0-0 0.0
10/02/2021	at California	W 21-6	1-2 50.0	1-1 100.0	0-1 0.0	0-0 0.0	0-0 0.0	0-0 0.0
10/09/2021	Oregon St.	W 31-24	1-2 50.0	1-1 100.0	0-1 0.0	0-0 0.0	0-0 0.0	0-0 0.0
10/16/2021	Stanford	W 34-31	0-2 0.0	0-0 0.0	0-1 0.0	0-1 0.0	0-0 0.0	0-0 0.0
10/23/2021	BYU	L 19-21	0-0 0.0	0-0 0.0	0-0 0.0	0-0 0.0	0-0 0.0	0-0 0.0
10/30/2021	at Arizona St.	W 34-21	1-2 50.0	0-1 0.0	1-1 100.0	0-0 0.0	0-0 0.0	0-0 0.0
11/13/2021	at Oregon	L 24-38	0-0 0.0	0-0 0.0	0-0 0.0	0-0 0.0	0-0 0.0	0-0 0.0
11/19/2021	Arizona	W 44-18	0-0 0.0	0-0 0.0	0-0 0.0	0-0 0.0	0-0 0.0	0-0 0.0
11/26/2021	at Washington	W 40-13	0-0 0.0	0-0 0.0	0-0 0.0	0-0 0.0	0-0 0.0	0-0 0.0
<b>Washington St.</b>			<b>8-19 42.1</b>	<b>4-6 66.7</b>	<b>2-6 33.3</b>	<b>0-2 0.0</b>	<b>2-5 40.0</b>	<b>0-0 0.0</b>
<b>Opponents</b>			<b>9-22 40.9</b>	<b>2-4 50.0</b>	<b>3-6 50.0</b>	<b>2-5 40.0</b>	<b>2-7 28.6</b>	<b>0-0 0.0</b>

#### Time of Possession

Date	Opponent	Score	Overall	1st Qtr	2nd Qtr	3rd Qtr	4th Qtr	Overtime
09/04/2021	Utah St.	L 23-26	29:41	05:35	12:30	04:15	07:21	00:00
09/11/2021	Portland St.	W 44-24	28:51	09:31	05:56	05:51	07:33	00:00
09/18/2021	Southern California	L 14-45	30:17	06:20	09:39	04:29	09:49	00:00
09/25/2021	at Utah	L 13-24	36:53	09:30	12:31	06:08	08:44	00:00
10/02/2021	at California	W 21-6	30:50	09:37	07:10	07:21	06:42	00:00
10/09/2021	Oregon St.	W 31-24	30:52	05:56	10:41	06:29	07:46	00:00
10/16/2021	Stanford	W 34-31	27:01	06:11	09:51	06:25	04:34	00:00
10/23/2021	BYU	L 19-21	30:23	07:03	09:25	04:40	09:15	00:00
10/30/2021	at Arizona St.	W 34-21	33:06	07:17	07:43	05:36	12:30	00:00
11/13/2021	at Oregon	L 24-38	24:39	05:35	09:25	03:45	05:54	00:00
11/19/2021	Arizona	W 44-18	28:25	05:00	09:56	06:32	06:57	00:00
11/26/2021	at Washington	W 40-13	41:25	09:34	11:02	08:43	12:06	00:00
<b>Washington St.</b>			<b>Total 372:23</b>	<b>87:09</b>	<b>115:49</b>	<b>70:14</b>	<b>99:11</b>	<b>00:00</b>
			<b>Avg. 31:02</b>	<b>07:16</b>	<b>09:39</b>	<b>05:51</b>	<b>08:16</b>	<b>00:00</b>
<b>Opponents</b>			<b>Total 347:31</b>	<b>67:31</b>	<b>89:31</b>	<b>86:34</b>	<b>103:55</b>	<b>00:00</b>
			<b>Avg. 28:58</b>	<b>05:38</b>	<b>07:28</b>	<b>07:13</b>	<b>08:40</b>	<b>00:00</b>

2021 PARTICIPATION

#	Player	GP-GS	USU	PSU	USC	Utah	Cal	OSU	Stan	BYU	ASU	Oregon	UA	UW
0	Jaylen Watson	12/12	START	START	START	START	START	START	START	START	START	START	START	START
1	Tyrone Hill	11/2	...	START	XXX	XXX	XXX	XXX	XXX	XXX	XXX	XXX	XXX	START
1	Travell Harris	12/12	START	START	START	START	START	START	START	START	START	START	START	START
2	Cammon Cooper	4/0	XXX	...	XXX	XXX	XXX	...	...	...	...	...	...	...
2	Chris Jackson	8/1	...	...	...	...	XXX	XXX	XXX	XXX	XXX	XXX	START	XXX
3	Deon McIntosh	11/1	XXX	XXX	XXX	XXX	START	XXX	XXX	...	XXX	XXX	XXX	XXX
3	Daniel Isom	11/11	START	START	START	START	START	START	START	START	START	START	START	...
4	Armauni Archie	1/0	XXX	...	...	...	...	...	...	...	...	...	...	...
4	Jayden de Laura	11/10	XXX	START	START	...	START	START	START	START	START	START	START	START
5	Jouvensly Bazil	1/0	...	XXX	...	...	...	...	...	...	...	...	...	...
5	Derrick Langford	12/12	START	START	START	START	START	START	START	START	START	START	START	START
6	Donovan Ollie	12/12	START	START	START	START	START	START	START	START	START	START	START	START
6	Chau Smith-Wade	10/0	XXX	XXX	XXX	XXX	...	XXX	XXX	XXX	XXX	XXX	XXX	...
8	Armani Marsh	11/9	START	...	START	START	START	START	XXX	START	START	START	XXX	START
8	Calvin Jackson, Jr.	12/12	START	START	START	START	START	START	START	START	START	START	START	START
9	Ben Wilson	9/0	...	XXX	XXX	XXX	...	...	XXX	XXX	XXX	XXX	XXX	XXX
9	Renard Bell	0/0	...	...	...	...	...	...	...	...	...	...	...	...
10	Ron Stone, Jr.	12/11	START	START	XXX	START	START	START	START	START	START	START	START	START
10	Victor Gabalis	2/0	...	XXX	XXX	...	...	...	...	...	...	...	...	...
12	Joey Hobert	12/0	XXX	XXX	XXX	XXX	XXX	XXX	XXX	XXX	XXX	XXX	XXX	XXX
13	Jahad Woods	12/10	START	START	START	START	START	START	XXX	START	START	START	XXX	START
13	Chris Irvin	0/0	...	...	...	...	...	...	...	...	...	...	...	...
15	Mitchell Quinn	10/0	XXX	XXX	XXX	XXX	XXX	XXX	...	XXX	...	XXX	XXX	XXX
16	Justin Anderson	2/0	...	XXX	...	...	...	...	...	...	...	...	XXX	...
16	Xavier Ward	0/0	...	...	...	...	...	...	...	...	...	...	...	...
17	Billy Pospisil III	6/0	XXX	XXX	XXX	XXX	XXX	...	...	...	...	...	XXX	...
17	Justin Lohrenz	4/0	...	...	XXX	...	XXX	XXX	...	...	...	...	XXX	...
18	Jarrett Guarantano	3/2	START	...	...	START	...	...	...	...	...	...	XXX	...
18	George Hicks III	12/10	XXX	XXX	START	START	START	START	START	START	START	START	START	START
19	Marshawn Buchanan	0/0	...	...	...	...	...	...	...	...	...	...	...	...
19	Alphonse Oywak	1/0	...	XXX	...	...	...	...	...	...	...	...	...	...
20	Peni Naulu	3/0	...	XXX	XXX	...	...	...	XXX	...	...	...	...	...
20	Quinn Roff	12/0	XXX	XXX	XXX	XXX	XXX	XXX	XXX	XXX	XXX	XXX	XXX	XXX
21	Max Borghi	12/11	START	START	START	START	XXX	START	START	START	START	START	START	START
21	Adrian Shephard	1/0	...	...	...	...	...	...	...	...	...	...	XXX	...
22	Jaxon Sawyer	0/0	...	...	...	...	...	...	...	...	...	...	...	...
23	Kaleb Ford-Dement	11/0	XXX	XXX	XXX	XXX	XXX	XXX	XXX	XXX	XXX	XXX	...	XXX
24	J.R. Little	0/0	...	...	...	...	...	...	...	...	...	...	...	...
24	Cooper Mathers	11/0	XXX	XXX	XXX	...	XXX	XXX	XXX	XXX	XXX	XXX	XXX	XXX
25	Nakia Watson	12/0	XXX	XXX	XXX	XXX	XXX	XXX	XXX	XXX	XXX	XXX	XXX	XXX
25	Jaden Hicks	1/0	...	XXX	...	...	...	...	...	...	...	...	...	...
26	Andreson Grover	1/0	XXX	...	...	...	...	...	...	...	...	...	...	...
27	Willie Taylor III	12/1	XXX	XXX	START	XXX	XXX	XXX	XXX	XXX	XXX	XXX	XXX	XXX
27	Andrew Boyle	1/0	...	...	...	...	...	...	...	...	XXX	...	...	...
28	Jhamell Blenman	0/0	...	...	...	...	...	...	...	...	...	...	...	...
28	Kannon Katzer	0/0	...	...	...	...	...	...	...	...	...	...	...	...
29	Fa'alili Fa'amoe	1/0	...	...	...	...	...	...	...	...	...	...	XXX	...
29	Reed Shumpert	0/0	...	...	...	...	...	...	...	...	...	...	...	...
30	Jackson Lataimua	0/0	...	...	...	...	...	...	...	...	...	...	...	...
31	Hunter Escorcica	3/0	XXX	XXX	...	...	...	...	...	...	...	...	XXX	...
32	Tanner Moku	9/0	XXX	...	...	...	XXX	XXX	XXX	XXX	XXX	XXX	XXX	XXX
33	Henry Kimmins	12/0	XXX	XXX	XXX	XXX	XXX	XXX	XXX	XXX	XXX	XXX	XXX	XXX
33	Leon Neal Jr.	0/0	...	...	...	...	...	...	...	...	...	...	...	...
34	Simon Samarzich	12/0	XXX	XXX	XXX	XXX	XXX	XXX	XXX	XXX	XXX	XXX	XXX	XXX
34	Arna Bontemps	0/0	...	...	...	...	...	...	...	...	...	...	...	...
35	Deonte Hayes	0/0	...	...	...	...	...	...	...	...	...	...	...	...
35	C.J. Moore	7/0	...	XXX	...	XXX	...	...	XXX	...	XXX	XXX	XXX	XXX
36	Tre Horner	0/0	...	...	...	...	...	...	...	...	...	...	...	...
37	Justus Rogers	12/12	START	START	START	START	START	START	START	START	START	START	START	START
37	Dylan Paine	0/0	...	...	...	...	...	...	...	...	...	...	...	...

### 2021 PARTICIPATION

#	Player	GP-GS	USU	PSU	USC	Utah	Cal	OSU	Stan	BYU	ASU	Oregon	UA	UW
38	Zane Thornton	0/0	...	...	...	...	...	...	...	...	...	...	...	...
38	Nick Haberer	12/0	XXX	XXX	XXX	XXX	XXX	XXX	XXX	XXX	XXX	XXX	XXX	XXX
39	Jaedon Hall	0/0	...	...	...	...	...	...	...	...	...	...	...	...
40	Okeke Brandy	0/0	...	...	...	...	...	...	...	...	...	...	...	...
40	Xavier Young	0/0	...	...	...	...	...	...	...	...	...	...	...	...
41	Dylan Clinton	0/0	...	...	...	...	...	...	...	...	...	...	...	...
42	Halid Djibril	2/2	START	START	...	...	...	...	...	...	...	...	...	...
42	Jake Bowen	0/0	...	...	...	...	...	...	...	...	...	...	...	...
43	Kson Mika	0/0	...	...	...	...	...	...	...	...	...	...	...	...
43	Jacob Skobis	0/0	...	...	...	...	...	...	...	...	...	...	...	...
44	Gabriel Lopez	4/0	...	...	...	...	...	...	XXX	...	XXX	XXX	XXX	...
45	Carter Kamana	0/0	...	...	...	...	...	...	...	...	...	...	...	...
45	Raam Stevenson	1/0	...	...	...	...	...	...	...	...	...	...	XXX	...
46	Cole Norah	0/0	...	...	...	...	...	...	...	...	...	...	...	...
47	Tyler Williams	12/0	XXX	XXX	XXX	XXX	XXX	XXX	XXX	XXX	XXX	XXX	XXX	XXX
48	Amir Mujahid	12/6	XXX	XXX	XXX	XXX	START	XXX	XXX	START	START	START	START	START
49	Dean Janikowski	12/0	XXX	XXX	XXX	XXX	XXX	XXX	XXX	XXX	XXX	XXX	XXX	XXX
49	Gavin Barthiel	0/0	...	...	...	...	...	...	...	...	...	...	...	...
50	Brian Greene	6/5	START	...	...	XXX	...	START	START	START	START	...	...	...
50	Lawrence Falatea	1/0	...	...	...	...	...	...	...	...	...	...	XXX	...
51	Francisco Mauigoa	12/2	XXX	XXX	XXX	XXX	XXX	XXX	START	XXX	XXX	XXX	START	XXX
52	Jarrett Kingston	12/12	START	START	START	START	START	START	START	START	START	START	START	START
52	Kyle Thornton	11/0	XXX	...	XXX	XXX	XXX	XXX	XXX	XXX	XXX	XXX	XXX	XXX
53	Ricky Baker	0/0	...	...	...	...	...	...	...	...	...	...	...	...
53	Jernias Tafia	0/0	...	...	...	...	...	...	...	...	...	...	...	...
54	Ahmir Crowder	11/3	START	XXX	XXX	XXX	...	START	START	XXX	XXX	XXX	XXX	XXX
54	James McNorton	0/0	...	...	...	...	...	...	...	...	...	...	...	...
55	Austin Martin	0/0	...	...	...	...	...	...	...	...	...	...	...	...
55	Marquise Freeman	0/0	...	...	...	...	...	...	...	...	...	...	...	...
56	Jack Wilson	12/0	XXX	XXX	XXX	XXX	XXX	XXX	XXX	XXX	XXX	XXX	XXX	XXX
57	Roderick Tialavea	8/0	XXX	XXX	XXX	XXX	XXX	XXX	XXX	...	XXX	...	...	...
57	Giovanni Iovino	0/0	...	...	...	...	...	...	...	...	...	...	...	...
58	Daniel Harrison	0/0	...	...	...	...	...	...	...	...	...	...	...	...
59	Joshua Erling	1/0	...	...	...	...	...	...	...	...	...	...	XXX	...
60	Quinn McCarthy	5/0	XXX	XXX	...	...	...	...	...	...	...	XXX	XXX	XXX
60	David Gusta	0/0	...	...	...	...	...	...	...	...	...	...	...	...
61	Christian Hilborn	1/0	...	...	...	...	...	...	...	...	...	...	...	XXX
62	Ty Pumma	0/0	...	...	...	...	...	...	...	...	...	...	...	...
63	Liam Ryan	12/12	START	START	START	START	START	START	START	START	START	START	START	START
63	Carter Carlson	1/0	...	XXX	...	...	...	...	...	...	...	...	...	...
63	Lopez Micah	0/0	...	...	...	...	...	...	...	...	...	...	...	...
65	Brock Dieu	0/0	...	...	...	...	...	...	...	...	...	...	...	...
66	Ma'ake Fifita	12/4	XXX	XXX	XXX	START	XXX	XXX	XXX	XXX	XXX	START	START	START
67	Seth Yost	1/0	...	...	...	...	...	...	...	...	...	...	XXX	...
67	Jack Beresford	0/0	...	...	...	...	...	...	...	...	...	...	...	...
68	Alec Eckert	0/0	...	...	...	...	...	...	...	...	...	...	...	...
69	Tristan Souza	1/0	...	XXX	...	...	...	...	...	...	...	...	...	...
70	Devin Kylany	0/0	...	...	...	...	...	...	...	...	...	...	...	...
71	Patrick Utschinski	0/0	...	...	...	...	...	...	...	...	...	...	...	...
72	Abraham Lucas	12/12	START	START	START	START	START	START	START	START	START	START	START	START
73	JP Leahy	0/0	...	...	...	...	...	...	...	...	...	...	...	...
74	Dylan Mayginnes	0/0	...	...	...	...	...	...	...	...	...	...	...	...
75	Cade Beresford	11/8	START	START	START	XXX	START	START	START	START	START	...	XXX	XXX
76	Charles Waverly	0/0	...	...	...	...	...	...	...	...	...	...	...	...
77	Konner Gomness	10/7	XXX	START	START	START	START	...	...	XXX	XXX	START	START	START
78	Jesus Echevarria	4/0	...	...	...	...	XXX	XXX	XXX	...	...	...	XXX	...
78	Syr Riley	0/0	...	...	...	...	...	...	...	...	...	...	...	...
79	Blake McDonald	0/0	...	...	...	...	...	...	...	...	...	...	...	...
79	Jake Siegal	0/0	...	...	...	...	...	...	...	...	...	...	...	...
80	Brennan Jackson	12/11	START	START	START	XXX	START	START	START	START	START	START	START	START

**2021 PARTICIPATION**

# #	Player	GP-GS	USU	PSU	USC	Utah	Cal	OSU	Stan	BYU	ASU	Oregon	UA	UW
80	Jasiah Richard-Lewis	0/0	...	...	...	...	...	...	...	...	...	...	...	...
81	Orion Peters	0/0	...	...	...	...	...	...	...	...	...	...	...	...
82	Travion Brown	11/2	XXX	XXX	XXX	XXX	XXX	...	START	XXX	XXX	XXX	START	XXX
83	Brandon Gray	0/0	...	...	...	...	...	...	...	...	...	...	...	...
84	Josh Meredith	0/0	...	...	...	...	...	...	...	...	...	...	...	...
85	Lincoln Victor	12/0	XXX	XXX	XXX	XXX	XXX	XXX	XXX	XXX	XXX	XXX	XXX	XXX
86	Drake Owen	1/0	...	...	...	...	...	...	...	...	...	...	XXX	...
87	Zion Lucia	0/0	...	...	...	...	...	...	...	...	...	...	...	...
88	De'Zhaun Stribling	12/12	START	START	START	START	START	START	START	START	START	START	START	START
89	Tsion Nunnally	4/0	...	...	...	...	XXX	...	...	...	XXX	XXX	XXX	...
90	Nathaniel James	0/0	...	...	...	...	...	...	...	...	...	...	...	...
90	Lucas Dunker Jr.	11/0	...	XXX	XXX	XXX	XXX	XXX	XXX	XXX	XXX	XXX	XXX	XXX
92	Sam Carrell	1/0	...	XXX	...	...	...	...	...	...	...	...	...	...
93	Christian Mejia	12/6	START	START	START	START	XXX	START	START	XXX	XXX	XXX	XXX	XXX
94	Moon Ashby	2/0	...	XXX	XXX	...	...	...	...	...	...	...	...	...
95	Andrew Edson	12/1	XXX	XXX	XXX	START	XXX	XXX	XXX	XXX	XXX	XXX	XXX	XXX
96	Antonio Pule	12/8	XXX	START	START	START	START	XXX	XXX	START	START	START	XXX	START
97	Tyler Garay-Harris	9/0	XXX	XXX	XXX	...	XXX	...	XXX	...	XXX	XXX	XXX	XXX
98	Dallas Hobbs	7/0	XXX	XXX	XXX	XXX	...	XXX	...	...	...	...	XXX	XXX
98	Luke Holcomb	0/0	...	...	...	...	...	...	...	...	...	...	...	...
99	Nicholas Sheetz	1/0	...	XXX	...	...	...	...	...	...	...	...	...	...

GAME RECAPS

UTAH STATE AT WASHINGTON STATE

Sept. 4, 2021 • Gesa Field • Att.: 24,944 • TV: Pac-12 Networks

**PULLMAN, Wash.** – Logan Bonner threw a 7-yard touchdown pass to Deven Thompkins with 11 seconds left to lift Utah State to a 26-23 victory over Washington State on Saturday night. Utah State (1-0) got the ball back on its own 22 with 3:02 left and Bonner drove them to the winning score in Blake Anderson's first game as the Aggies' coach. Bonner completed a pass to Derek Wright for a two-point conversion and the final score. Max Borghi ran for 86 yards and a touchdown for Washington State (0-1) of the Pac-12, which finished 1-3 last year. But with the game on the line, he turned to Bonner, who followed the coach to Utah State from Arkansas State. "He has been in this situation a lot more than Peasley has," Anderson said. Washington State coach Nick Rolovich said his team settled for too many field goals and failed to convert on third downs. "I think we could've put that thing away and that's on me," Rolovich said. "We are going to get going and be ready for next week. We lost, but everyone is keeping their heads up," Washington State quarterback Jayden de Laura said. Peasley connected with Thompkins on a 45-yard pass to the WSU 1 in the first quarter. But the drive was stalled by three false start penalties and the Aggies had to settle for a 23-yard field goal by Connor Coles and a 3-0 lead. Dean Janikowski's 35-yard field goal for Washington State tied the game early in the second quarter. Utah State's Patrick Joyner sacked Guarantano in the end zone for a safety and a 5-3 lead. Janikowski's 31-yard field goal attempt bounced off the left upright for WSU late in the second quarter. Derrick Langford picked off a Bonner pass late in the first half and returned it 36 yards to the Utah State 28. But three straight passes by de Laura were incomplete from the Utah State 9 and the Cougars had to settle for Janikowski's 26-yard field goal and a 6-5 lead at halftime. Coles kicked a 39-yard field goal on the opening drive of the second half to give Utah State an 8-6 lead. Borghi scored the first touchdown of the game on a 64-yard run down the left sideline with 10:47 left in the third, giving the Cougars a 13-8 lead. Coles replied with a 28-yard field goal for Utah State. Donovan Ollie caught a 12-yard touchdown pass from de Laura with 4:01 left in the third for a 20-11 Washington State lead. Janikowski added a 27-yard field goal early in the fourth for the Cougars. Calvin Tyler Jr. plowed over from the 2-yard line for Utah State's first touchdown with 5:16 left in the game, cutting Washington State's lead to 23-18. The Cougars went three-and-out and had to punt, setting up Utah State's winning touchdown drive. Both teams came in unsettled at the quarterback position, and each rotated two quarterbacks during the game. Tennessee graduate transfer Jarrett Guarantano rotated with last year's starter Jayden de Laura for WSU. Anderson also had a quarterback battle and rotated Bonner, who followed the coach from Arkansas State, and Peasley. The last time Utah State defeated a Pac-12 team was in 2012 at home against Utah. Utah State's last road win over a power conference team was against Kansas State in 1971. **THE TAKEAWAY** Utah State finished strong, scoring 15 points in the fourth quarter to beat a Pac-12 team on the road. Washington State sputtered on offense and couldn't stop the Aggies with the game on the line. Both teams need to settle on a starting quarterback. **YARDS MATTER** Utah State generated 439 yards of total offense, to 355 for Washington State. **BORGI WATCH** Max Borghi's 64-yard touchdown run was the longest run of his career, and he upped his career rushing TD total to 21, 5th-most in WSU history.

SCORE BY QUARTERS	1	2	3	4	TOTAL
Utah State	3	2	6	15	26
Washington State	0	6	14	3	23

SCORING SUMMARY

1st 04:40	USU	Connor Coles 23 yd FG	11-77 3:53
2nd 14:57	WSU	Dean Janikowski 35 yd FG	10-57 4:43
11:08	USU	Patrick Joyner Jr. SAFETY	
00:54	WSU	Dean Janikowski 26 yd FG	6-19 1:28
3rd 11:40	USU	Connor Coles 39 yd FG	10-50 3:12
10:47	WSU	Max Borghi 64 yd rush (Dean Janikowski kick)	3-60 0:46
07:23	USU	Connor Coles 28 yd FG	11-51 3:18
04:01	WSU	Donovan Ollie 12 yd pass from Jayden de Laura (Dean Janikowski kick)	9-78 3:16
4th 12:11	WSU	Dean Janikowski 27 yd FG	9-62 4:45
05:25	USU	Calvin Tyler Jr. 2 yd rush (Connor Coles kick)	15-30 6:38
00:13	USU	Deven Thompkins 7 yd pass from Logan Bonner (D. Wright pass from L. Bonner)	10-78 2:49

TEAM STATISTICS

	USU	WSU
FIRST DOWNS	25	20
RUSHES-YARDS (NET)	222	149
PASSING YDS (NET)	219	211
Passes Att-Comp-Int	36-23-1	35-20-0
TOTAL OFFENSE PLAYS-YARDS	441	360
Fumble Returns-Yards	0-0	0-0
Punt Returns-Yards	0-0	0-0
Kickoff Returns-Yards	5-74	3-44
Interception Returns-Yards	0-0	0-0
Punts (Number-Avg)	0-0	0-0
Fumbles-Lost	1-1	1-1
Penalties-Yards	8-78	6-50
Possession Time	30:19	29:41
Third-Down Conversions	6-15	3-11
Fourth-Down Conversions	2-2	0-0
Red-Zone Scores-Chances	4-4	4-5
Sacks By: Number-Yards	2-7	0-0

INDIVIDUAL STATISTICS

**RUSHING:** Utah State- Tyler Jr., Calvin 14-84; Gentry, John 14-49; Peasley, Andrew 4-43; Noa, Elelyon 10-21; Bonner, Logan 3-15; Thompkins, Deven 1-14. Washington State- Borghi, Max 11-98; de Laura, Jayden 7-43; Guarantano, Jarrett 4-25; McIntosh, Deon 4-6.

**PASSING:** Utah State - Bonner, Logan 17-24-1-143; Peasley, Andrew 6-12-0-76. Washington State- de Laura, Jayden 12-22-0-155; Guarantano, Jarrett 8-13-0-56.

**RECEIVING:** Utah State- Thompkins, Deven 8-94; McGriff, Justin; 4-47; Wright, Derek 4-35; Tyler Jr., Calvin 3-10; Van Leeuwen 1-13; Bowling, Brandon 1-10; Gentry, John 1-10; Sterzer, Josh 1-0. Washington State- Jackson Jr., 7-91; Harris, Travell 5-23; Ollie, Donovan 2-28; McIntosh, Deon 2-25; Stribling, De'Zhaun 2-0; Borghi, Max 1-27; Hobert, Joey 1-16.

**INTERCEPTIONS:** Utah State-None. Washington State- Langford, Derrick 1-36.

**FUMBLES:** Utah State- Anyanwu, Michael 1-0. Washington State- Edson, Andrew 1-0.

**SACKS (UA-A):** Utah State- Joyner Jr., Patrick 1-6; Bannerman, Jaylin 1-1. Washington State- None.

**TACKLES (UA-A):** Utah State-Rice, Justin 3-4; Tatum, Dominic 2-5; Heninger, Nick 2-4; Vongphachanh, AJ 1-4; Anyanwu, Michael 4-0; Gilliam, Cash 3-1; Bond, Shaq 3-1; Lampkin, Cam 3-0; Joyner Jr., Patrick 2-1; Bannerman, Jaylin 2-1; Moore, Marcus 2-0; Motu'apuaka, Hale 1-1; Vaughns, Byron 1-0; Jackson, Zahdori 1-0; Meitzenheimer, Kevin 0-1; McGary, Monte 0-1. Washington State- Woods, Jahad 4-9; Moku, Tanner 7-1; Rogers, Justus 6-1; Stone Jr., Ron 2-4; Langford, Derrick 2-3; Jackson, Brennan 1-4; Marsh, Armani 3-1; Archie, Armauni 3-0; Watson, Jaylen 3-0; Brown, Travion 3-0; Hicks III, Victor 2-0; Thornton, Kyle 2-0; Smith-Wade, Chau 2-0; Djibril, Haid 1-1; Pule, Antonio 1-1; Hobbs, Dallas 1-1; Victor, Lincoln 1-0; Crowder, Ahmir 1-0; Isom, Daniel 0-1; Mejia, Christian 0-1; Hobert, Joey 0-1; Mauigoa, Francisco 0-1; Mujahid, Amir 0-1; Taylor III, Willie 0-1.

PORTLAND STATE AT WASHINGTON STATE

Sept. 11, 2021 • Gesa Field • Att.: 22,651 • TV: Pac-12 Networks

**PULLMAN, Wash.** – Jayden de Laura threw three touchdown passes and ran for another score as Washington State beat Portland State 44-24 on Saturday. Deon McIntosh rushed for 64 yards and a touchdown and Max Borghi added 59 yards and a touchdown for Washington State (1-1), which rebounded from a last-minute loss to Utah State at home last weekend. Travell Harris had 188 all-purpose yards and caught two touchdown passes. Davis Alexander threw for 318 yards and two touchdowns for Portland State (0-2), an FCS program which upset Washington State in Pullman the last time the teams played in 2015. His favorite target was Beau Kelly, who caught 10 passes for 152 yards. Portland State, a member of the Big Sky Conference, fell to 4-42 all-time against FBS teams. Washington State blew the game open in the second quarter when it switched to a hurry-up offense and scored on four straight possessions to take a 30-10 lead at halftime. "Jayden plays good at that pace," WSU coach Nick Rolovich said. "It was very effective today." "This was in our plans," Rolovich said. Also effective was the WSU running game, which gained 159 yards on an average of 4.8 yards per carry. Rolovich said he was dissatisfied with how often his quarterbacks checked out of running plays during the loss to Utah State. "We threw it too much when it should have been handed off," Rolovich said of the Utah State game. As a result, "we took out some pre-snap decisions for the quarterback." De Laura, a sophomore who started all four games last season, completed 21 of 29 passes for 303 yards and was intercepted once. Portland State coach Bruce Barnum said Washington State was a fast team and only was penalized once for 10 yards. "They got snake bit last week and they responded. Good for them," Barnum said. "To beat a team like Washington State, we need to play damn near perfect, and we didn't do that today," Barnum said. "We just couldn't run, and that puts us in a tough spot, especially because they've got a back end like we won't see in our conference," Barnum said. "I could have run my quarterback, but I wasn't gonna let my quarterback get banged up, because if we can win from here on out we can still make a run at the Big Sky playoffs." Washington State struck first when de Laura fired a 22-yard touchdown pass to a leaping Calvin Jackson Jr. in the end zone early in the first quarter. Washington State drove to the Portland State 6 on its next possession, but de Laura was intercepted in the end zone by Anthony Adams to end the drive. Alexander led Portland State on a 79-yard drive early in the second quarter, capped by his 1-yard scoring run, to tie the score at 7-7. Harris returned the ensuing kickoff 50 yards to the Portland State 46. Three plays later de Laura ran in from the 10-yard line as Washington State took a 14-7 lead. After a Portland State punt, de Laura directed a 75-yard drive that ended with McIntosh's 16-yard run up the middle that gave Washington State a 21-7 lead. Cody Williams replied with a 46-yard field goal for Portland State, but de Laura then marched the Cougars down the field in six quick plays. His 19-yard touchdown pass to Harris gave WSU a 27-10 lead. Dean Janikowski kicked a 23-yard field goal as time expired to give WSU a 30-10 halftime lead. Borghi scored on a 1-yard run late in the third for a 37-10 WSU lead. Alexander fired a 39-yard touchdown pass to Kelly in the fourth quarter. MAX RUNS Max Borghi has now scored 31 total touchdowns in his WSU career, fourth most in school history. His 22 rushing touchdowns are tied for fourth-most. **THE TAKEAWAY** Washington State's offense showed marked improvement after a lackluster performance in the loss to Utah State last weekend. De Laura, who started this game after Jarrett Guarantano was injured last week, looked sharp. Portland State's offense did not repeat the success it had in last weekend's 49-35 loss at Hawaii.

SCORE BY QUARTERS	1	2	3	4	TOTAL
Portland State	0	10	0	14	24
Washington State	7	23	7	7	44

SCORING SUMMARY

1st 09:42	WSU	Calvin Jackson Jr. 22 yd pass from Jayden de Laura (Dean Janikowski kick)	4-50 2:05
2nd 10:25	PSU	Davis Alexander 1 yd rush (C. Williams kick)	12-79 6:15
09:10	WSU	Jayden de Laura 10 yd rush (Dean Janikowski kick)	3-46 1:05
05:12	WSU	Deon McIntosh 16 yd rush (Dean Janikowski kick)	7-80 2:11
03:07	PSU	Cody Williams 46 yd FG	7-36 2:05
01:01	WSU	Travell Harris 19 yd pass from Jayden de Laura (Dean Janikowski kick missed)	6-73 1:59
00:00	WSU	Dean Janikowski 23 yd FG	5-34 0:30
3rd 02:13	WSU	Max Borghi 1 yd rush (Dean Janikowski kick)	6-66 2:20
4th 06:34	PSU	Beau Kelly 39 yd pass from Davis Alexander (C. Williams kick)	6-56 2:57
02:02	WSU	Travell Harris 13 yd pass from Jayden de Laura (Dean Janikowski kick)	8-43 4:29
00:23	PSU	Nate Bennett 3 yd pass from Davis Alexander (C. Williams kick)	9-75 1:39

TEAM STATISTICS

	PSU	WSU
FIRST DOWNS	24	27
RUSHES-YARDS (NET)	102	159
PASSING YDS (NET)	318	303
Passes Att-Comp-Int	28-50-1	21-32-1
TOTAL OFFENSE PLAYS-YARDS	420	462
Fumble Returns-Yards	0-0	0-0
Punt Returns-Yards	5-246	4-178
Kickoff Returns-Yards	4-211	7-424
Interception Returns-Yards	1-0	1-5
Punts (Number-Avg)	49.2	44.5
Fumbles-Lost	1-1	0-0
Penalties-Yards	5-30	1-10
Possession Time	31:09	28:51
Third-Down Conversions	5-13	4-10
Fourth-Down Conversions	0-2	1-2
Red-Zone Scores-Chances	2-4	6-7
Sacks By: Number-Yards	2-20	2-12

INDIVIDUAL STATISTICS

**RUSHING:** Portland State- Alexander, Davis 13-74; Walker, Malik 13-41; McGee Jalynnee 1-4. Washington State- McIntosh, Deon 8-71; Borghi, Max 13-61; de Laura, Jayden 7-43; Watson, Nakia 4-19.

**PASSING:** Portland State - Alexander, Davis 27-49-1; Kelly, Beau 1-1-0. Washington State- de Laura, Jayden 21-29-1; Gabalis, Victor 0-3-0.

**RECEIVING:** Portland State- Kelly, Beau 10-152; Bennett, Nate 6-65; Chase, Darien 6-59; Walker, Malik 3-30; McCorley George 1-5; Mitchell Bishop 1-5; Dockery, Job 1-2; Spiker Marquis 0-0; Giannosa, Daniel 0-0. Washington State- Harris, Travell 6-80; Stribling, De'Zhaun 5-65; Jackson Jr., Calvin 3-77; Hobert, Joey 2-18; Ollie, Donovan 1-10; Victor, Lincoln 0-0; Moore, C.J. 0-0.

**INTERCEPTIONS:** Portland State- Adams, Anthony. Washington State- Rogers, Justus.

**FUMBLES:** Portland State- Walker, Malik 1-1. Washington State- None.

**SACKS (UA-A):** Portland State- Malo, VJ 1.5-14; Freeman, Kennedy 0.5-6. Washington State- Edson, Andrew 1.0-6; Taylor III, Willie; Jackson, Brennan 0.5-3.

**TACKLES (UA-A):** Portland State- Mckenna, Parker 4-6; Camarena, Evan 3-3; Ah Sam, Nicholas 3-2; Lozano, Alexander 3-1; Lesch, Ryan 2-2; Pagan, Justice 1-3; Bell, Xavier 2-1; Shakir, Tyreese 1-2; Malo, VJ 1-2; Adams, Anthony 1-2; Harrell, Broderick 0-3; Kofe, Semise 1-1; Joseph, David 0-2; Shiloh, Ta'ase 1-0; Rodriguez, Anthony 1-0; Apana-Purcell, Ty 1-0; McCorley, George 1-0; Davis, Boogie 1-0; Bright, Day Day 1-0; Freeman, Kennedy 1-0; Tuitavake, Tevita 0-1. Washington State- Hill, Tyrone 4-2; Woods, Jahad 2-3; Rogers, Justus 2-2; Jackson, Brennan 2-2; Djibril, Haid 3-0; Brown, Travion 3-0; Hicks III, George 2-1; Langford, Derrick 2-1; Oywak, Alphonse 2-1; Roff, Quinn 2-0; Isom, Daniel 1-1; Ashby, Moon 1-1; Mathers, Cooper 1-1; Crowder, Ahmir 0-2; Edson, Andrew 1-0; Mejia, Christian 1-0; Watson, Jaylen 1-0; Ford-Dement, Kaleb 1-0; Stone Jr., Ron 1-0; Smith-Wad, Chau 1-0; Mauigoa, Francisco 1-0; Hobbs, Dallas 0-1; Pule, Antonio 0-1; Taylor III, Willie 0-1.

**GAME RECAPS**

**USC AT WASHINGTON STATE**

Sept. 18, 2021 • Gesa Field • Att.: 24,714 • TV: FOX

**PULLMAN, Wash.** – Freshman quarterback Jaxson Dart came off the bench to throw four touchdown passes as Southern California rebounded from last weekend's tough loss to Stanford, and the subsequent firing of coach Clay Helton, with a 45-14 victory over Washington State on Saturday. Dart replaced an injured Kedon Slovis on the second series of the game. He completed 30 of 46 passes for 391 yards, with two interceptions, as Southern California (2-1, 1-1 Pac-12) won in its first game under interim coach Donte Williams, the first Black head coach in program history. Drake London caught 13 passes for 170 yards for the Trojans. Jayden de Laura threw for 117 yards and a pair of touchdowns for Washington State (1-2, 0-1), which jumped to a 14-0 lead and then watched the Trojans score 45 unanswered points. Last Saturday's 42-28 loss at home to Stanford was the final straw for Helton, who was let go two days later. Williams, who was USC's cornerbacks coach, will lead the team for the remainder of the season. Washington State put together an 89-yard drive on its first possession, and de Laura threw a 12-yard touchdown pass to Travell Harris for a 7-0 lead. Slovis was shaken up when he was sacked by Andrew Edson during the Trojans' opening possession, and replaced by Dart on the next series. Dart was intercepted by Daniel Isom and the Cougars eventually had first and goal at the 1. But they failed to score on three runs and a pass play to turn the ball over on downs. After a USC punt, the Cougars marched down the field again, and de Laura found Harris with a 7-yard touchdown pass for a 14-0 lead. Late in the first half, the Trojans drove 93 yards, with Dart hitting Gary Bryant Jr. on fourth down for a 38-yard touchdown pass. That cut Washington State's lead to 14-7 at halftime. Washington State's Harris fumbled while returning the opening kickoff of the second half, and the Trojans recovered. Dart fired a 5-yard scoring pass to London to tie the score at 14-14. Victor Gabalis replaced an injured de Laura at quarterback for Washington State at the beginning of the second half. Dart threw a 3-yard scoring pass to Bryant to lift the Trojans to their first lead at 21-14 with 6:16 left in the third. Armani Marsh intercepted a Dart pass deep in WSU territory, giving the Cougars the ball at their own 5. Two plays later Gabalis fumbled when he was hit by Drake Jackson and Tuli Tuipulotu recovered in the end zone for a touchdown that lifted USC to a 28-14 lead. De Laura returned at quarterback for the Cougars on the next series and was immediately intercepted. Southern California holds a 61-10-4 advantage in the series. Southern Cal's trip to Pullman included some drama. After landing in nearby Lewiston, Idaho, on Friday, the Trojans' team plane tipped backward on the tarmac, lifting the plane's nose into the air after the grounds crew did not put the plane's tail stand in place. Only coaches and staff members were still on the plane, according to a USC statement. The players, who sit in the front half, had exited and no one was injured, the statement said. The grounds crew quickly leveled the plane. **THE TAKEAWAY** The firing of Helton seems to have lit a fire under the Trojans, who pounded Washington State behind the throwing of true freshman quarterback Jaxson Dart. Washington State made numerous mistakes and was outscored 28-0 in the third quarter. The Cougars played their first three games at home and have only a 1-2 record to show for it.

SCORE BY QUARTERS	1	2	3	4	TOTAL
USC	0	7	28	10	45
Washington State	7	7	0	0	14

**SCORING SUMMARY**

1st 06:03	WSU	Travell Harris 12 yd pass from Jayden de Laura (Dean Janikowski kick)	12-89 6:20
2nd 06:13	WSU	Travell Harris 7 yd pass from Jayden de Laura (Dean Janikowski kick)	7-58 3:20
00:32	USC	Gary Bryant Jr. 38 yd pass from Jaxson Dart (Parker Lewis kick)	11-93 3:52
3rd 12:21	USC	Drake London 5 yd pass from Jaxson Dart (Parker Lewis kick)	8-27 2:39
06:16	USC	Gary Bryant Jr. 3 yd rush (Parker Lewis kick)	11-81 2:39
03:12	USC	T. Tuipulotu 0 yd fumble return (Parker Lewis kick)	
00:46	USC	Drake London 31 yd pass from Jaxson Dart (Parker Lewis kick)	6-65 2:17
4th 08:49	USC	Parker Lewis 34 yd FG	8-56 3:57
06:12	USC	Kyle Ford 36 yd pass from Jaxson Dart (Parker Lewis kick)	1-36 0:07

**TEAM STATISTICS**

	USC	WSU
FIRST DOWNS	24	15
RUSHES-YARDS (NET)	48	99
PASSING YDS (NET)	399	180
Passes Att-Comp-Int	49-31-2	34-20-2
TOTAL OFFENSE PLAYS-YARDS	447	279
Fumble Returns-Yards	1-0	0-0
Punt Returns-Yards	2-1	2-28
Kickoff Returns-Yards	2-62	2-37
Interception Returns-Yards	2-14	2-27
Punts (Number-Avg)	3-137	5-193
Fumbles-Lost	3-1	2-2
Penalties-Yards	5-35	7-51
Possession Time	29:43	30:17
Third-Down Conversions	7-14	4-13
Fourth-Down Conversions	1-1	2-4
Red-Zone Scores-Chances	3-3	2-4
Sacks By: Number-Yards	3-21	1-10

**INDIVIDUAL STATISTICS**  
**RUSHING:** USC- Dart, Jaxson 6-41; Ingram, Keaontay 7-23; Malepeai, Vavae 9-10; Bryant Jr., Gary 1-3; Team 1-0; Slovis, Kedon 1-0. Washington State- Borghi, Max 13-72; Cooper, Cammon 4-27; McIntosh, Deon 5-20; de Laura, Jayden 3-2; Watson, Nakia 3-4; Gabalis, Victor 2-0.

**PASSING:** USC- Dart, Jaxson 30-46-2-391; Slovis, Kedon 1-2-0-8. Washington State- de Laura, Jayden 10-19-1-117; Gabalis, Victor 6-10-0-19; Cooper, Cammon 4-5-1-44.

**RECEIVING:** USC- London, Drake 13-170; Bryant Jr., Gary 3-56; Washington, Tahj 3-31; Krommenhoek, Erik 3-29; Jackson III, John 2-12; Malepeai, Vavae 2-6; Ingram, Keaontay 2-1; Manjack IV, Joseph 1-42; Ford, Kyle 1-36; Epps, Malcolm 1-18. Washington State- Jackson Jr., Calvin 8-94; Harris, Travell 7-49; Victor, Lincoln 3-24; Stribling, De'Zhaun 2-13.

**INTERCEPTIONS:** USC- Bullock, Calen, 1-0; Williams, Jayden 1-14. Washington State- Isom, Daniel 1-27; Marsh, Armani 1-0.

**FUMBLES:** USC- Tuipulotu, Tuli 1-0; Lewis, Parker 1-0. Washington State- Watson, Jaylen 1-0.

**SACKS (UA-A):** USC- Mauga, Kana'i 1-10; Jackson, Drake 1-5; Smith, Jaylin 1-6. Washington State- Edson, Andrew 1-10.

**TACKLES (UA-A):** USC- Alford, Xavion, 6-0; Williams, Chase 3-3; Lichtenstein, Jacob 2-3; Bullock, Calen 4-0; Jackson, Drake 3-1; Mauga, Kana'i 2-2; Pola-Mao, Isaiah 2-2; Tuipulotu, Tuli 1-3; Johnson, Greg 1-2; Croom, Micah 2-0; Foreman, Corey 1-1; Benton, De'Jon 0-2; Taylor-Stuart, Issac 1-0; Dart, Jaxson 1-0; Wright, Ceyair 1-0; Smith, Jaylin 1-0; Johnson, Damon 0-1; Steele, Chris 0-1; Scott, Raymond 0-1. Washington State- Isom, Daniel 2-5; Stone Jr., Ron 2-5; Watson, Jaylen 5-1; Langford, Derrick 4-1; Marsh, Armani 2-3; Edson, Andrew 2-3; Brown, Travion 2-3; Woods, Jahad 1-4; Mujahid, Amir 0-4; Hicks III, George 2-1; Rogers, Justus 1-2; Mejia, Christian 0-3; Jackson, Brennan 1-1; Smith-Wade, Chau 1-1; Crowder, Ahmir 1-1; Samarzich, Simon 1-1; Dunker Jr., Lucas 1-0; Victor, Lincoln 1-0; Jackson Jr., Calvin 1-0; Hill, Tyrone 1-0; Ollie, Donovan 1-0; Roff, Quinn 0-1.

**WASHINGTON STATE AT UTAH**

Sept. 25, 2021 • Rice-Eccles Stadium • Att.: 51,4830 • TV: Pac-12 Networks

**SALT LAKE CITY** – Utah running back TJ Pledger rushed for 177 yards and the go-ahead touchdown as Utah came from behind to beat Washington State 24-13 on Saturday afternoon in the Utes' Pac-12 opener. Pledger, a transfer from Oklahoma who only had 11 yards coming into the game, ran 20 yards for a touchdown with 4:53 to play. Then Clark Phillips took an interception 54 yards for a score to clinch it with 2:19 remaining. The Cougars (1-3, 0-2 Pac-12) forced seven fumbles, recovering three, with at least two others saved by replay. The last one came with 10:18 to play when Daniel Isom hit Chris Curry just before he crossed the goal line and Travion Brown recovered in the end zone. Jarrett Guarantano went 25-of-36 passing for 248 yards but struggled to move the Cougars offense in the second half. But the Utes (2-2, 1-0) shook off their fumble fingers and made all the big plays in the fourth quarter. Before the Utah offense got moving, the defense kept the Utes in the game with eight sacks and three interceptions. Devin Lloyd, who also had three tackles for loss, jumped a bubble screen and intercepted Guarantano's pass after tipping it. But backup QB Ja'Quinden Jackson fumbled two plays later and Jaylon Watson recovered for the Cougars on their 8-yard line. On the first play of the second half, Ron Stone Jr. knocked the ball from Utah's Micah Bernard and Christian Mejia recovered. Two plays later, Guarantano connected with De'Zhaun Stribling for a 26-yard TD and a 13-7 lead. After back-to-back losses, former Utah QB starter Charlie Brewer was told he'd been demoted and he left the program on Monday. Cameron Rising, who had 137 yards passing, got his first start since last season's opener against Southern Cal when he injured his shoulder in the first quarter. Though he finished strong to force triple-overtime last week at San Diego State, the Utes again struggled to move the ball through the air with just 26 yards passing at halftime. For the first time this season, the Utes brought extra pass rushers but that left the middle of the field open for WSU. Adjustments in the second half and a stronger rush quashed any chance of a Cougar comeback. Utah's lone scoring drive of the first half consisted of all rushing plays - highlighted by Rising's 31-yard scamper and capped by Jackson's 2-yard TD run. **THE TAKEAWAY** Washington State: The Cougars dominated time of possession but only gained 106 yards in the second half. Max Borghi had 42 yards rushing before leaving in the second quarter with a left arm injury and the WSU ground attack struggled the rest of the way while Guarantano was under constant pressure. Utah: The Ute offense still doesn't look like a well-oiled machine but Utah rolled to 248 yards in the second half and was bolstered by another stout defensive performance. Britain Covey broke the school career punt-return yardage record and now has 902 yards.

SCORE BY QUARTERS	1	2	3	4	TOTAL
Washington State	0	6	7	0	13
Utah	0	7	3	14	24

**SCORING SUMMARY**

2nd 10:34	WSU	Dean Janikowski 39 yd FG	11-58 5:55
04:14	UTAH	Ja'Quinden Jackson 2 yd rush (J. Redding kick)	6-80 2:18
00:00	WSU	Dean Janikowski 20 yd FG	13-71 4:14
3rd 13:40	WSU	De'Zhaun Stribling 26 yd pass from Jarrett Guarantano (Dean Janikowski kick)	2-21 1:15
09:15	UTAH	Jadon Redding 28 yd FG	12-64 4:25
4th 04:43	UTAH	T.J. Pledger 20 yd rush (J.Noyes kick)	8-72 3:59
02:19	UTAH	Clark Phillips 54 yd interception return (J.Noyes kick)	

**TEAM STATISTICS**

	WSU	UTAH
FIRST DOWNS	22	19
RUSHES-YARDS (NET)	70	212
PASSING YDS (NET)	248	137
Passes Att-Comp-Int	38-25-3	23-12-0
TOTAL OFFENSE PLAYS-YARDS	318	349
Fumble Returns-Yards	0-0	0-0
Punt Returns-Yards	1-5	2-31
Kickoff Returns-Yards	0-0	1-15
Interception Returns-Yards	0-0	3-67-1
Punts (Number-Avg)	4-200	3-143
Fumbles-Lost	0-0	7-3
Penalties-Yards	7-55	4-40
Possession Time	36:53	23:07
Third-Down Conversions	4-15	3-8
Fourth-Down Conversions	2-5	0-0
Red-Zone Scores-Chances	2-3	3-6
Sacks By: Number-Yards	1-9	8-59

**INDIVIDUAL STATISTICS**  
**RUSHING:** Washington State- McIntosh, Deon 13-63; Borghi, Max 6-42; Watson, Nakia 1-1; Victor, Lincoln 1-0; Cooper, Cammon 1-0; Guarantano, Jarrett 15-28. Utah- Pledger, T.J. 10-117; Rising, Cameron 5-46; Jackson, Ja'Quinden 4-21; Bernard, Micah 7-25; Covey, Britain 1-14; Curry, Chris 2-7; Kincaid, Dalton 1-4; Thomas, Tavion 1-1; TEAM 2-0.

**PASSING:** Washington State - Guarantano, Jarrett 25-36-3-248; Cooper, Cammon 0-2-0-0. Utah- Rising, Cameron 13-23-0-137.

**RECEIVING:** Washington State- Stribling, De'Zhaun 6-93; Harris, Travell 6-49; Ollie, Donovan 5-45; McIntosh, Deon 4-16; Jackson Jr., Calvin 2-19; Hobert, Joey 1-14; Victor, Lincoln 1-12. Utah- Kuithe, Brant 4-25; Fotheringham, Cole 3-33; Covey, Britain 2-8; Kincaid, Dalton 1-27; Vele, Devaughn 1-18; Enis, Solomon 1-14; Bernard, Micah 1-12.

**INTERCEPTIONS:** Washington State- 0-0. Utah- Phillips, Clark 1-54; Reid, Karene 1-13; Lloyd, Devin 1-0.

**FUMBLES:** Washington State- Mejia, Christian 1-0; Brown, Travion 1-0; Watson, Jaylen 1-0. Utah- 0-0

**SACKS (UA-A):** Washington State- Stone Jr., Ron 1-9. Utah- Reid, Karene 1-6; Lloyd, Devin 1-8; Fillingier, Van 3-21; Tafua, Mika 1-14; Vimahi, Aiki 1-3; Tafuna, Junior 1-7.

**TACKLES (UA-A):** Washington State- Woods, Jahad 5-4; Stone Jr., Ron 6-0; Isom, Daniel 4-2; Rogers, Justus 3-2; Marsh, Armani 3-0; Hicks III, George 3-0; Taylor III, Willie 2-1; Mejia, Christian 2-0; Jackson, Brennan 1-1; Brown, Travion 1-1; TEAM 1-0; Lucas, Abraham 1-0; Edson, Andrew 1-0; Langford, Derrick 1-0; Watson, Jaylen 1-0; Maugoa, Francisco 1-0; Crowder, Ahmir 1-0; Ford-Dement, Kaleb 0-1; Hobbs, Dallas 0-1; Thornton, Kyle 0-1. Utah- Reid, Karene 7-8; Lloyd, Devin 4-4; McKinney, Brandon 5-2; Phillips, Clark 4-2; Marks, Faybion 5-0; Fillingier, Van 4-1; Bishop, Cole 2-2; Tafua, Mika 3-0; Mantele, Malone 2-0; Davis, Vonte 2-0; Vaughn, Zemaiah 2-0; Vimahi, Aiki 2-0; Tafuna, Junior 2-0; Kaufusi, Devine 1-1; Carlton, Xavier 1-1; Pututau, Hauati 1-0; O'Toole, Connor 1-0; TEAM 1-0, Pututau, Fua 0-1.

### GAME RECAPS

#### WASHINGTON STATE AT CALIFORNIA

Oct. 2, 2021 • California Memorial Stadium • Att.: 40,286 • TV: Pac-12 Networks

**BERKELEY, Calif** – Jayden de Laura passed for three touchdowns, two to Calvin Jackson Jr. who made a spectacular one-handed grab near the corner of the end zone, and Washington State beat California 21-6 on Saturday. Playing for the first time since suffering a leg injury against Southern California two weeks ago, de Laura matched his career best of 25 completions on 41 attempts for 219 yards with two interceptions to help the Cougars (2-3, 1-2 Pac-12) to their first win at Memorial Stadium since 2013. "It felt fine to go out there," de Laura said. "I knew I had to bring some energy and do my part. I just gave the receivers and the running backs the ball and let them make plays." Jackson finished with six catches for 53 yards. De'Zhaun Stribling added an 8-yard score and Washington State's defense had five sacks and held the Golden Bears (1-4, 0-2) to 273 yards of offense. Cal quarterback Chase Garbers failed to throw a touchdown pass for the first time this season and was limited to 152 yards passing, 44 of them coming on one play for the Golden Bears (1-4, 0-2). "We didn't really do much of anything all that well. That's on me," Cal coach Justin Wilcox said. "My job is to prepare our team to be successful and I failed." It was the first meeting between the two teams since 2019. Last year's game was canceled two hours before kickoff due to COVID-19 protocol issues within Cal's program. Jackson scored on a 22-yard catch in the first quarter before his jaw-dropping catch in the second quarter helped the Cougars go up 14-6. Jackson jumped and snagged the ball with his right hand then - with his body twisting - managed to tap his right foot in the end zone before going out. The play was initially ruled incomplete before being overturned by replay. "When I saw the ball in the sky I said there's no way I can get two hands on it," Jackson said. "Once I got one hand on it my next thing was getting my foot down. The reaction was crazy. I came to the sideline and I got beat up the whole way to the bench." It came not long after the Cougars appeared to stall out earlier in the drive. Cal's Nick Altin blocked Nick Haberer's punt but Washington State's Ron Stone Jr. scooped up the loose ball and completed 12 yards for a first down. "The key for us was just to get a win," said Washington State coach Nick Rolovich, who raved about Jackson's catch after being shown the video during his postgame press conference. "I'm sure it's going to be on ESPN. It better be Top 10. That's as good of a catch as you're going to see." Cal's lone score came in the first quarter on an 11-yard run by Christopher Brooks, who bulldozed through a pair of defenders into the end zone. The Golden Bears got in the red zone again early in the fourth quarter but turned the ball over on downs. "These next two weeks we're really going to find out who we are as a team, who we are as people," Garbers said. "They had our number, they did a great job and they just outplayed us. That happens." **THE TAKEAWAY** Washington State: De Laura showed signs of rust early but used the short passing game to get comfortable. Running back Deon McIntosh provided a spark for the ground game, too. The Cougars defense, though, repeatedly made stops in the running game and never let Garbers get comfortable in the pocket - a small step forward for Rolovich's team. California: The Bears played fairly well defensively but the offense couldn't find a consistent rhythm. Garbers overthrew a few open receivers and spent much of his afternoon scrambling away from pressure. The good news is that Cal will get a few extra days to prepare for No. 3 Oregon. At this point the Bears need it.

SCORE BY QUARTERS	1	2	3	4	TOTAL
Washington State	14	0	7	0	21
California	6	0	0	0	6

#### SCORING SUMMARY

1st 11:21	WSU	Jackson Jr., Calvin	22 yd pass from de Laura, Jayden (Janikowski, Dean kick)	8-75 3:39
1st 07:44	CAL	Brooks, C	11 yd rush (Sheahan, J rush failed)	7-75 3:37
1st 01:46	WSU	Jackson Jr., Calvin	5 yd pass from de Laura, Jayden (Janikowski, Dean kick)	15-80 5:58
3rd 08:47	WSU	Stribling, De'Zhaun	8 yd pass from de Laura, Jayden (Janikowski, Dean kick)	9-66 4:11

#### TEAM STATISTICS

	WSU	CAL
FIRST DOWNS	22	14
RUSHES-YARDS (NET)	113	117
PASSING YDS (NET)	213	152
Passes Att-Comp-Int	25-42-2	14-30-1
TOTAL OFFENSE PLAYS-YARDS	76-326	64-269
Fumble Returns-Yards	0-0	0-0
Punt Returns-Yards	6-215	6-261
Kickoff Returns-Yards	4-259	2-130
Interception Returns-Yards	1-7	2-4
Punts (Number-Avg)	6-35.8	6-43.5
Fumbles-Lost	1-0	2-0
Penalties-Yards	3-20	5-30
Possession Time	30:50	29:10
Third-Down Conversions	7-15	3-15
Fourth-Down Conversions	1-2	1-6
Red-Zone Scores-Chances	2-3	1-2
Sacks By: Number-Yards	4-29	2-7

#### INDIVIDUAL STATISTICS

**RUSHING:** Washington State-McIntosh, Deon 12-53; Borghi, Max 13-40; Stone, Ron 1-12; de Laura, Jayden 4-10; Cooper, Cammon 1-5. California-Street, Chris 8-51; Brooks, Christopher 8-40; Remigio, Nikko 1-11; Moore, Damien 3-9; Garbers, Chase 12-3; Dancy, Marcel 2-3; Tonges, Jake 0-0.

**PASSING:** Washington State - de Laura, Jayden 25-41-2-213; Victor, Lincoln 0-1-0-0. California-Garbers, Chase 14-30-1-152.

**RECEIVING:** Washington State-Harris, Travell 7-46; Jackson, Calvin 6-53; Stribling, De'Zhaun 4-36; Ollie, Donovan 3-26; Victor, Lincoln 2-19; McIntosh, Deon 1-17; Hobert, Joey 1-12; Borghi, Max 1-4. California-Crawford, Kekoa 3-67; Clark, Trevon 3-55; Remigio, Nikko 3-11; Mojarr, Elijah 2-5; Brooks, Christopher 1-6; Richard Baker, Justin 1-4; Street, Chris 1-4.

**INTERCEPTIONS:** Washington State-Watson, Jaylen 1-7 California-Scott, Daniel 1--2; Rutचना, Nate 1-6

**FUMBLES:** Washington State-de Laura, Jayden 1-0. California-Moore, Damien 1-0; Garbers, Chase 1-0.

**SACKS (UA-A):** Washington State-Isom, Daniel 1-5; Jackson, Brennan 1-10; Stone Jr., Ron 1-6; Taylor III, Willie 1-8 California-Bequette, Luc 1-5; Saunders, Ethan 1-6.

**TACKLES (UA-A):** Washington State-Marsh, Armani 7-5; Rogers, Justus 6-2; Woods, Jahad 3-4; Hicks III, George 3-4; Isom, Daniel 3-2; Jackson, Brennan 3-1; Ford-Dement, Kaleb 2-1; Langford, Derrick 1-1; Stone, Ron 1-1; Mujahid, Amir 0-2; Brown, Travion 0-2; Taylor III, Willie 1-0; Lucas, Abraham 1-0; Mauigoa, Francisco 1-0; Echevarria, Jesus 0-1; Watson, Jaylen 0-1; Jackson, Chris 0-1. California-Drayden, Josh 3-5; Scott, Daniel 5-1; Goode, Cameron 3-3; Hearn III, Lu-Magia 3-3; Paster, Trey 2-4; Hicks, Elijah 3-2; Bequette, Luc 2-3; Tevis, JH 2-3; Oladejo, Femi 2-2; Iosefa, Muelu 1-2; Saunders, Ethan 1-1; Smith, Brandon 0-2; Bimage, Marqez 0-2; Croteau, Marqez 0-2; Altin, Nick 1-0; Remigio, Nikko 1-0; Richard Baker, Justin 1-0; Correia, Ricky 0-1; Woodie III, Raymond 0-1; Rutचना, Nate 0-1.

#### OREGON STATE AT WASHINGTON STATE

Oct. 9, 2021 • Gesa Field • Att.: 24,157 • TV: Pac-12 Networks

**CORVALLIS, Ore.** – Jayden de Laura threw for 399 yards and three touchdowns as Washington State beat Oregon State 31-24 on Saturday. Travell Harris caught eight passes for 147 yards for the Cougars (3-3, 2-2 Pac-12), who beat Oregon State for the eighth consecutive time. B.J. Baylor rushed for 145 yards and Deshaun Fenwick added 127 yards and a pair of touchdowns for Oregon State (4-2, 2-1 Pac-12), which saw its four-game winning streak broken. De Laura completed 32 of 46 passes and was intercepted once. The Washington State defense also forced Oregon State to turn the ball over on downs during its last possession of the game. "He's grown the trust of everyone in this program," Washington State coach Nick Rolovich said of de Laura. "He makes everything around him better." "I thought he played tremendous," Rolovich added. Washington State depended on its pass attack in the second half, after trailing 10-3 at halftime. "We needed more out of our pass game because the numbers were on our side," Rolovich said. "We did a really nice job on the second half on third down conversions." The Cougars iced the game with touchdowns on four straight possessions in the second half, which Rolovich said will be a confidence boost for a team that has had trouble scoring this season. "That's the fruits of the labor for the work they put in," Rolovich said of the scoring burst. "We're getting better." Oregon State coach Jonathan Smith said he told his players the loss was a team effort. "I told the team I think all of us, (offense, defense, special teams) contributed to this loss, but I think what sticks out to me is the fake punt call, you know to start the second half," Smith said. "We just anticipated a different look, thought it would be an awesome chance because our punter's pretty good, but I'd take that one back." Oregon State got just 158 passing yards. "We gotta find a better balance than we've got, just a consistency to be a true threat throwing it and being explosive," Smith said. Fenwick said the team will bounce back. "We got good guys, got good players, got good coaches, we'll be fine," he said. "They just got us today. They made one more play today." "We were in the game the whole time, and I feel like we've got the best team in the Pac," Fenwick said. Jack Colletto ran up the middle for two yards and an Oregon State touchdown in the opening seconds of the second quarter. Washington State replied with Dean Janikowski's 30-yard field goal. Everett Hayes kicked a 39-yard field goal to lift Oregon State to a 10-3 lead late in the second quarter. The Cougars drove to the Oregon State 7 on their next possession, but had to turn the ball over on downs. Oregon State quarterback Chance Nolan was intercepted by George Hicks III, giving the Cougars the ball at the Oregon State 28 with less than a minute remaining in the second quarter. The Cougars drove down to the 4, but Omar Speights intercepted de Laura's pass and OSU led 10-3 at halftime. Oregon State took the second half kickoff and their drive stalled at the 50. They tried a fake punt but punter Luke Loecher's long pass fell incomplete. The Cougars took over and Max Borghi's 3-yard touchdown tied the game at 10-10. It was the first of four straight touchdown drives for Washington State. Oregon State drove down the field to the red zone, but Nolan's pass was batted around and finally intercepted by Brennan Jackson at the Washington State 5. De Laura fired a pass at midfield to Joey Hobert, who made a great broken field run to complete a 55-yard touchdown and lift Washington State to a 17-10 lead late in the third. Oregon State struck back immediately, with Baylor ripping off a 50-yard run to the WSU 15, and Fenwick connecting the remaining yards on the next play for a touchdown to tie the game at 17-17. The Cougars came right back, with de Laura connecting with Harris on a 58-yard completion to the Oregon State 14, and de Laura hitting Lincoln Victor on the next play for a touchdown that put the Cougars ahead 24-17. Fenwick tied the game at 24-24 with an 11-yard run. De Laura threw a 1-yard touchdown pass to Deon McIntosh for a 31-24 WSU lead, and the winning points, with 5:25 left. Oregon State drove down the field, but had to turn the ball over on downs at the Washington State 5 with 33 seconds left. **VACCINATION CONTROVERSY** Washington State coach Nick Rolovich confirmed that he has requested a religious exemption from the state to avoid being vaccinated against COVID-19. The news was first reported in USA Today. "I'll confirm that," Rolovich said at the postgame press conference. Rolovich said the controversy over his refusal to get a vaccine has been an "incredible stress." Washington Gov. Jay Inslee has set an Oct. 18 deadline for state employees such as Rolovich to get vaccinated or risk losing their job. **THE TAKEAWAY** Oregon State was shooting for its first five-game winning streak since 2013, but was held 12 points below its Pac-12 leading average of 36 points per game. The Beavers totaled 309 rushing yards. Washington State, which leads the series 56-47-3, scored its highest point total against an FBS opponent this season.

SCORE BY QUARTERS	1	2	3	4	TOTAL
Oregon State	0	10	7	7	24
Washington State	0	3	14	14	31

#### SCORING SUMMARY

2nd 14:57	OSU	Jack Colletto	2 yd rush (E.Hayes kick)	13-91 5:40
2nd 08:53	WSU	Dean Janikowski	30 yd FG	11-62 6:04
2nd 05:55	OSU	E. Hayes	39 yd FG	8-54 2:58
3rd 8:40	WSU	Max Borghi	3 yd rush (Dean Janikowski kick)	7-50 2:57
3rd 00:48	WSU	Joey Hobert	55 yd pass from Jayden de Laura (Dean Janikowski kick)	7-95 3:32
3rd 00:04	OSU	Deshaun Fenwick	15 yd rush (E.Hayes kick)	2-65 0:44
4th 13:41	WSU	Lincoln Victor	14 yd pass from Jayden de Laura (Dean Janikowski kick)	4-75 1:23
4th 11:15	OSU	Deshaun Fenwick	11 yd rush (E.Hayes kick)	5-50 2:26
4th 05:25	WSU	Deon McIntosh	1 yd pass from Jayden de Laura (Dean Janikowski kick)	12-75 5:50

#### TEAM STATISTICS

	OSU	WSU
FIRST DOWNS	26	23
RUSHES-YARDS (NET)	309	92
PASSING YDS (NET)	158	399
Passes Att-Comp-Int	11-26-2	32-46-1
TOTAL OFFENSE PLAYS-YARDS	71-467	70-491
Fumble Returns-Yards	0-0	0-0
Punt Returns-Yards	0-0	0-0
Kickoff Returns-Yards	2-33	0-0
Interception Returns-Yards-TD	1-4-0	2-0-0
Punts (Number-Avg)	0-0	2-42.5
Fumbles-Lost	2-0	1-0
Penalties-Yards	2-15	4-54
Possession Time	29:08	30:52
Third-Down Conversions	6-12	10-16
Fourth-Down Conversions	0-3	1-2
Red-Zone Scores-Chances	4-6	4-6
Sacks By: Number-Yards	1-4	1-8

#### INDIVIDUAL STATISTICS

**RUSHING:** Oregon State - Baylor, BJ 18-145; Fenwick, Deshaun 15-128; Nolan, Chance 8-41; Bradford, Trevon, 1-5 Colletto, Jack- 2-2 Washington State-McIntosh, Deon 13-65; Borghi, Max, 9-36; de Laura, Jayden 1-4

**PASSING:** Oregon State-Chance, Nolan, 11-25-2, Luke Loecher, 0-1-0. Washington State- de Laura Jayden, 32-46-1

**RECEIVING:** Oregon State-Flemings, Champ 2-38; Lowe, Trey 2-36; Bradford, Trevon 2-24; Harrison, Tre'Shaun 2-19; Baylor, B.J. 2-18; Musgrave, Luke 1-23. Washington State-Jackson Jr., Calvin 9-70; Harris, Travell 8-147; Victor, Lincoln 5-40; Stribling, De'Zhaun 3-37; Ollie, Donovan 3-30; Hobert, Joey 2-58; McIntosh, Deon 2-17

**INTERCEPTIONS:** Oregon State-Speights, Omar 1-4. Washington State-Hicks III, George 1-0; Jackson, Brennan 1-0

**FUMBLES:** Oregon State-Baylor, B.J. 1-0; Fenwick, Deshaun 1-0. Washington State-Jackson Jr., Calvin 1-0

**SACKS (UA-A):** Oregon State-Hughes-Murray, Andrej 1-4. Washington State-Stone Jr., Ron 1-8

**TACKLES (UA-A):** Oregon State-Roberts, Avery 8-3; Hardge III, Ron 4-4; Julian, Alton 4-2; HughsO'Murray, Andrej 2-5; Speights, Omar 1-4; Austin, Alex 3-1; Wright, Rejzohn 3-0; Grant, Jaydon 2-1; Sharp, Riley 1-1; Oladapo, Kitan 0-2; Saluni, Semisi 0-2; Sandberg, Simon 0-1; Schad, Keonte 0-1; Rawls, James 0-1; Mascarenas, Easton 0-1. Washington State-Hicks III, George 7-3; Rogers, Justus 1-7; Marsh, Armani 5-2; Isom, Daniel 1-6; Stone Jr., Ron 3-3; Watson, Jaylen 4-1; Langford, Derrick 1-4; Woods, Jahad 1-4; Jackson, Brennan 2-1; Mujahid, Amir 2-1; Roff, Quinn 1-2; Echevarria, JEsos 1-1; Hobert, Joey 1-0; Mauigoa, Francisco 1-0; Thornton, Kyle 0-1.



**GAME RECAPS**

**STANFORD AT WASHINGTON STATE**

Oct. 16, 2021 • Gesa Field • Att.: 26,171 • TV: ESPN

**PULLMAN, Wash.** – Max Borghi scored on a 2-yard run with 1:30 left in the game as Washington State came back to beat Stanford 34-31 on Saturday in what was possibly the last game for WSU coach Nick Rolovich because of his refusal to get a COVID-19 vaccination. The state of Washington has set a deadline of Monday for all public employees - including the Cougars' coach - to be vaccinated against the coronavirus. Rolovich has applied for a religious exemption and his future with the team hangs on the answer. Rolovich, who is the highest paid state employee at more than \$3 million per year, has refused to be vaccinated for unspecified reasons, in defiance of Washington Gov. Jay Inslee's mandate. He is the only unvaccinated coach in the Pac-12. "I'm going to come to work tomorrow and get ready for BYU," Rolovich said after the game. "This is not in my hands." Borghi's winning score was set up by a 41-yard pass reception by Calvin Jackson Jr. Borghi finished with 89 yards rushing and two touchdowns. "It's good to get Max involved," Rolovich said. "I'm proud of him." Quarterback Jayden de Laura threw for 289 yards and three touchdowns for Washington State (4-3, 3-2 Pac-12), which won its third straight game and holds a five-game winning streak against Stanford. "He was really mistake-free," Rolovich said of his sophomore quarterback. Austin Jones and Benjamin Yurosek caught touchdown passes for Stanford (3-4, 2-3) and Joshua Karty kicked three field goals. Quarterback Tanner McKee fired a 45-yard touchdown pass to Yurosek on Stanford's first possession. Karty added a pair of field goals as Stanford jumped to a 13-0 first-quarter lead. The Cougars came to life in the second quarter as de Laura threw touchdown passes of 32 yards to Travell Harris, 31 yards to Jackson and 10 yards to De'Zhaun Stribling for a 20-13 lead. Borghi powered over from the 2 late in the third quarter to lift WSU to a 27-16 lead. But the Cardinal replied with a 74-yard drive. McKee pushed into the end zone from the 1 early in the fourth, then ran in the two-point conversion to cut Washington State's lead to 27-24. After a Washington State punt, Stanford drove 85 yards and took a 31-27 lead on McKee's 8-yard scoring pass to Jones with 7:32 left in the game. Washington State got the ball back on its 30 with 3:26 left. De Laura marched them down the field and Borghi scored the winning points with 1:30 left. "Our guys showed great resilience in the second half," Stanford coach David Shaw said. "We played so well in the second half on defense, but we gave up explosive plays, and we gave up the opportunity to win the game." Running back Austin Jones said Stanford can't dwell on the loss. "We gotta move forward, continue to push ourselves, and get back healthy. I know we've got the pieces we need to win games," Jones said. ROLOVICH-VACCINE Rolovich said he does not know what will happen next week, but he has gotten used to the uncertainty after months of speculation about his future. He said he is waiting for a message from Athletic Director Pat Chun regarding his future. "I believe this is gonna work out in the right way," Rolovich said, adding that meant him remaining as coach of the Cougars. "I got faith in it." THE TAKEAWAY Stanford: After playing four of their first seven games on the road, the Cardinal play four of the next five at home. The Cardinal seemed to have control when they scored the first 15 points of the fourth quarter, but could not hold the lead. Washington State: The Cougars are playing the best football of Rolovich's two-year tenure.

SCORE BY QUARTERS	1	2	3	4	TOTAL
Stanford	13	3	0	15	31
Washington State	0	20	7	7	34

**SCORING SUMMARY**

1st 11:10	STA	Yurosek, Benjamin	45 yd pass from McKee, Tanner (Karty, Joshua kick)	7-75 3:50
04:45	STA	Karty, Joshua	51 yd field goal	5-15 1:10
00:13	STA	Karty, Joshua	32 yd field goal	8-33 3:36
2nd 13:24	WSU	Harris, Travell	32 yd pass from de Laura, Jayden (Janikowski, Dean kick)	3-70 1:49
09:21	WSU	Jackson, Calvin	31 yd pass from de Laura, Jayden (Janikowski, Dean kick blocked)	6-55 2:58
03:07	WSU	Stribling, De'Zhaun	10 yd pass from de Laura, Jayden (Janikowski, Dean kick)	1-10 0:07
00:39	STA	Karty, Joshua	31 yd field goal	8-62 2:28
3rd 04:34	WSU	Borghi, Max	2 yd rush (Janikowski, Dean kick)	7-66 3:29
4th 14:06	STA	McKee, Tanner	1 yd rush (McKee, Tanner rush)	9-74 5:23
07:32	STA	Jones, Austin	8 yd pass from McKee, Tanner (Karty, Joshua kick)	11-85 5:28
01:30	WSU	Borghi, Max	2 yd rush (Janikowski, Dean kick)	6-70 1:56

**TEAM STATISTICS**

	STAN	WSU
FIRST DOWNS	20	20
RUSHES-YARDS (NET)	35-76	27-100
PASSING YDS (NET)	273	289
Passes Att-Comp-Int	23-32-0	17-30-0
TOTAL OFFENSE PLAYS-YARDS	67-349	57-389
Fumble Returns-Yards	0-0	0-0
Punt Returns-Yards	1-19	1-6
Kickoff Returns-Yards	4-91	2-30
Interception Returns-Yards	0-0	0-0
Punts (Number-Avg)	4-36.2	4-44.8
Fumbles-Lost	2-2	0-0
Penalties-Yards	8-60	8-72
Possession Time	32:59	27:01
Third-Down Conversions	5-13	3-10
Fourth-Down Conversions	0-0	0-2
Red-Zone Scores-Chances	4-4	3-4
Sacks By: Number-Yards	1-19	4-17

**INDIVIDUAL STATISTICS**

**RUSHING:** Stanford- Peat, Nathaniel 10-27; Jones, Austin 11-23; McKee, Tanner 11-12; Yurosek, Benjamin 1-11; Filkins, Casey 2-3. Washington State- Borghi, Max 17-89; McIntosh, Deon 5-22; Victor, Lincoln 2-3; TEAM 1-2; de Laura, Jayden 2-12

**PASSING:** Stanford - McKee, Tanner 23-30-0-273. Washington State- de Laura, Jayden 17-30-0-289

**RECEIVING:** Stanford- Jones, Austin 9-75; Yurosek, Benjamin 5-99; Higgins, Elijah 4-27; Farrell, Bryce 3-53; Starr, Siles 2-19. Washington State- Harris, Travell 5-71; Victor, Lincoln 2-73; Jackson Jr., Calvin 2-72; Hobert, Joey 2-29; Stribling, De'Zhaun 2-27, McIntosh, Deon 2-18; Borghi, Max 2-1

**INTERCEPTIONS:** Stanford- None. Washington State- None

**FUMBLES:** Stanford- Peat, Nathaniel 1-1; McKee, Tanner 1-1. Washington State- None

**SACKS (UA-A):** Stanford- Damuni, Levani 1-0. Washington State- Stone Jr., Ron 1-0; Jackson, Brennan 1-0; Pule, Antonio 1-0; Roff, Quinn 1-0

**TACKLES (UA-A):** Stanford- Damuni, Levani 5-7; Miezian, Ricky 3-5; Williamson, Kendall 4-2; Kelly, Kyu Blu 3-3; Booker, Thomas 3-1; Fox, Jordan 2-1; Wyrick, Jimmy 2-1; Manley, Zahran 1-1; Jorgensen, Spencer 1-0; Heimuli, Houston 1-0; Toomer, Nicolas 1-0; Johnson, Ryan 1-0; Wade-Perry, Dalyn 1-0; Reid, Gabe 0-1. Washington State- Rogers, Justus 5-3; Stone Jr., Ron 5-2; Jackson, Brennan 3-3; Thornton, Kyle 2-4; Langford, Derrick 4-1; Hicks III, George 3-1; Marsh, Armani 2-2; Isom, Daniel 2-2; Hill, Tyrone 1-3; Pule, Antonio 3-0; Brown, Travion 2-1; Watson, Jaylen 2-0; Mauigoa, Francisco 2-0; Roff, Quinn 2-0; Wilson, Ben 1-1; Crowder, Ahmir 1-0; Smith-Wade, Chau 1-0; Woods, Jahad 1-0; Edson, Andrew 1-0; Mejia, Christian 0-1; Echevarria, Jesus 0-1; Victor, Lincoln 0-1; Mujahid, Amir 0-1; Hobert, Joey 0-1

**BYU AT WASHINGTON STATE**

Oct. 23, 2021 • Gesa Field • Att.: 22,541 • TV: Fox Sports 1

**PULLMAN, Wash.** – Tyler Allgeier ran for 191 yards and two touchdowns and BYU beat Washington State 21-19 on Saturday in Washington State's first game since head coach Nick Rolovich was fired for refusing to get a COVID-19 vaccination. Rolovich and four assistants were fired Monday for not complying with the governor's mandate that all state employees be vaccinated against the coronavirus. Rolovich had requested a religious exemption that was denied Monday, the state's vaccination deadline. He was replaced for the remainder of the season by Jake Dickert, the Cougars' defensive coordinator who was elevated to acting head coach. Max Borghi scored three touchdowns for Washington State (4-4), which saw its three-game winning streak end. Jaren Hall threw for 143 yards for BYU (6-2), which fell out of the Top 25 this week after losing two straight games. Borghi ran 11 yards up the middle for a Washington State touchdown on their first possession, capping a 75-yard drive. Lopini Katoa replied with a 3-yard touchdown run, also capping a 75-yard drive, for BYU to tie it at 7. But the rest of the first half was scoreless. BYU missed a field goal and also turned the ball over on downs while in WSU territory in the first half. Washington State quarterback Jayden de Laura, who leads the Pac-12 with 15 touchdown passes, was intercepted while throwing into the end zone to kill one first half drive. BYU took the opening kickoff of the second half 75 yards in 11 plays. Allgeier scored on a 4-yard run for a 14-7 lead. Washington State replied immediately, with Borghi scoring on a 1-yard run. But a conversion pass attempt failed and WSU trailed 14-13. BYU got the ball on its 19 and marched down the field in 11 plays, with Allgeier scoring from the 2-yard line for a 21-13 lead with 14:57 left. Borghi scored his third touchdown on a 1-yard run up the middle with 4:14 left. But a conversion pass by Lincoln Victor failed and Washington State trailed 21-19. BYU ran out the clock. THE TAKEAWAY BYU is 4-0 against the Pac-12 this season, previously beating Arizona, Utah and Arizona State. The Cougars qualified for a bowl game with the win. Washington State had trouble scoring after the loss of Rolovich, a master of its complicated run-and-shoot offense. But they showed heart in losing a close game.

SCORE BY QUARTERS	1	2	3	4	TOTAL
BYU	7	0	7	7	21
Washington State	7	0	6	6	19

**SCORING SUMMARY**

1st 09:36	WSU	Borghi, Max	11 yd rush (Janikowski, Dean kick)	10-75 5:24
06:04	BYU	Katoa, Lopini	3 yd rush (Oldroyd, Jacob kick)	9-75 3:25
3rd 09:48	BYU	Tyler, Allgeier	4 yd rush (Oldroyd, Jacob kick)	11-75 5:12
05:08	WSU	Borghi, Max	1 yd rush (Janikowski, Dean pass from Nick Haberer failed)	10-69 4:34
4th 14:59	BYU	Tyler, Allgeier	2 yd rush (Oldroyd, Jacob kick)	11-81 5:02
04:14	WSU	Borghi, Max	1 yd rush (Travell, Harris pass from Victor, Lincoln)	11-76 5:59

**TEAM STATISTICS**

	BYU	WSU
FIRST DOWNS	23	20
RUSHES-YARDS (NET)	48-238	23-93
PASSING YDS (NET)	147	257
Passes Att-Comp-Int	16-21-0	26-37-1
TOTAL OFFENSE PLAYS-YARDS	69-385	60-350
Fumble Returns-Yards	0-0	0-0
Punt Returns-Yards	1-21	1-1
Kickoff Returns-Yards	2-37	1-22
Interception Returns-Yards	1-23	0-0
Punts (Number-Avg)	3-48.0	4-35.2
Fumbles-Lost	1-0	2-0
Penalties-Yards	2-10	4-35
Possession Time	29:37	30:23
Third-Down Conversions	8-13	7-11
Fourth-Down Conversions	0-1	0-0
Red-Zone Scores-Chances	3-3	3-3
Sacks By: Number-Yards	1-10	2-15

**INDIVIDUAL STATISTICS**

**RUSHING:** BYU- Allegrier, Tyler 32-191; Nacua, Puka 2-26; Hall, Jaren 8-32; Katoa, Lopini 3-15; Barrington, Clark 2-4; Dalin, Holker 1-7; Team: 2-4. Washington State-Borghi, Max 18-83; De Laura, Jayden 3-10; Watson, Nakia 1-1; TEAM 1-1.

**PASSING:** BYU - Hall, Jaren 15-20-0-143; Neil, Pau'u 1-1-0-4. Washington State- Jayden De Laura 26-37-1-257

**RECEIVING:** BYU-Neil, Pau'u 6-70; Rex, Isaac 3-46; Allgeier 2-3; Holkmern Dallin 1-10; Nacua, Samson 1-7; Katoa, Lopini 1-5; Hall, Jaren 1-4; Wake, Masen 1-2. Washington State- Harris, Travell 7-60; Jackson Jr., Calvin 4-52; Borghi, Max 4-36; Victor, Lincoln 4-34; Stribling, De'Zhaun, Stribling 3-28; Hobert, Joey 3-25; Ollie, Donovan 1-22

**INTERCEPTIONS:** BYU - Malik Moore 1-23. Washington State - None.

**FUMBLES:** BYU -Hall, Jaren 1-0. Washington State -Harris, Travell 1-0; de Laura, Jayden 1-0

**SACKS (UA-A):** BYU- Atunaisa, Mahe 1-10. Washington State-Crowder, Ahmir 1-9; Taylor III, Willie 1-6

**TACKLES (UA-A):** BYU- Bywater 4-1; Boren, Jacob 4-1; Moore, Malik 3-1; Pyper, Morgan 3-1; Hayes, Kaleb 3-0; Tanuvasa, Pepe 3-0; Mandell, D'Angelo 2-1; Tooley, Max 2-1; Wlilgar, Payton 1-2; Leiatua 2-0; Nelson, John 1-1; Batty Tyler 1-1; Summers, Gabe 1-0; Robinson, Jakob 1-0; Mahe, Atunaisa, Mahe 1-0; Jensen, Drew 1-0. Washington State- Woods, Jahad 9-7; Hicks III, George 7-3; Isom, Daniel 4-2; Stone Jr., Ron 2-4; Marsh, Armani 4-1; Rogers, Justus 1-3; Derrick, Langford 3-0; Crowder, Ahmir 3-0; Mejia, Christian 1-2; Taylor III, Willie 1-2; Brennan Jackson, 0-3; Watson Jaylen 0-3; Mujahid, Amir 1-0; Stribling, De'Zhaun 1-0; Brown, Travion 1-0; Victor, Lincoln 1-0; Mauigoa, Francisco 0-1; Thornton, Kyle 0-1; Smith-Wade, Chau 0-1

GAME RECAPS

WASHINGTON STATE AT ARIZONA STATE  
Oct. 30, 2021 • Sun Devil Stadium • Att.: 46,136 • TV: Fox Sports 1

**TEMPE, Ariz.** – Washington State was counted out when its head coach and four assistants were fired for refusing the state's vaccination mandate. No way could the Cougars recover from adversity like that. They showed a bit of moxy in a loss to BYU last week and took it a step further against Arizona State behind an opportunistic defense. Jayden de Laura accounted for three touchdowns and Washington State forced five turnovers in a 34-21 win over Arizona State on Saturday. "Ultimately, we know what we have in our building," Washington State edge rusher Ron Stone, Jr. said. "We have what we need in our building to be successful, so there was never any doubt." The Cougars (5-4, 4-2 Pac-12), one of the nation's best at creating takeaways, were at their ball-hawking best in the first half, forcing four turnovers. Washington State's offense capitalized, scoring 24 points after Arizona State turnovers for its first win since coach Nick Rolovich and four assistants were fired on Oct. 18. "By no means did we play the underdog card," Washington State acting head coach and defensive coordinator Jake Dickert said. "We're confident in our ability, confident in what we can do and we're playing good football at the right part of the season." Arizona State is not. The Sun Devils (5-3, 3-2) got off to an abysmal start coming off a bye week, turning it over on their opening three drives, including twice in the first three plays. Jayden Daniels threw two interceptions and Arizona State lost three fumbles to suffer a second straight lackluster defeat that had fans inside Sun Devil Stadium booing throughout. "Our players maybe took this home venue for granted, thinking maybe we play at home everything's supposed to work out," Arizona State coach Herm Edwards said. "Well, it doesn't always work out when you turn the ball over five times, drop balls and give up some big plays in the passing game. We have a lot of fixing to do." The worst part was the Sun Devils had an extra week to regroup after giving up 28 second-half points in a 35-21 loss to Utah on Oct. 16. They could have used another week off. Arizona State bumbled its way through the first half, following the three opening turnovers by turning it over on downs at Washington State's 18-yard line and missing a 32-yard field goal after a false start negated a made one. A holding penalty also wiped out Daniels' 56-yard touchdown run and Daniyel Ngata lost a fumble on the next play. Daniels finally gave Arizona State a glimmer of hope in the final seconds of the first half, throwing a 12-yard TD pass to LV Bunkley-Shelton. That cut Washington State's lead to 28-7. Any chance at momentum ended when Daniels threw a lob that went right to Washington State's Jaylen Watson in the third quarter. "It's very frustrating because that's something we harped on all week," Daniels said. "We put the defense in bad positions. We can't expect the defense to hold up for four quarters if we're going to just keep giving Washington State the ball." While Washington State's defense was creating turnovers, the offense was picking apart the Sun Devils. The Cougars were stopped on downs after the first turnover, but de Laura scored on a 1-yard run then dropped a 28-yard pass over a defender to Travell Harris for a 28-yard touchdown. Deon McIntosh scored on a 1-yard TD run in the second quarter and, after Arizona State's fourth turnover, de Laura found Calvin Jackson, Jr. on a 45-yard touchdown pass to put Washington State up 28-0. Dean Janikowski kicked a 40-yard field goal after Daniels' second interception to make it 31-7 in the third. JACKSON'S LIFT Washington State came into the game hoping to exploit Arizona State's secondary. Jackson certainly did, catching seven passes for a career-best 139 yards and a touchdown. BIG PICTURE Washington State's defense created the opportunities and its offense capitalized, keeping the Cougars in the mix for the Pac-12 North title despite losing their head coach less than two weeks ago. Arizona State's bid to win the Pac-12 South took a big hit after consecutive duds. The Sun Devils were outscored by a combined 56-0 in the second half against Utah and the first half against Washington State before Daniels' TD pass to Bunkley-Shelton in the closing seconds.

SCORE BY QUARTERS	1	2	3	4	TOTAL
Washington State	14	14	0	6	34
Arizona State	0	7	0	14	21

SCORING SUMMARY

1st 09:44	WSU	de Laura, Jayden 1 yd rush (Janikowski, Dean kick)	6-20 2:38
01:15	WSU	Harris, Travell 28 yd pass from de Laura, Jayden (Janikowski, Dean kick)	6-87 3:01
2nd 05:09	WSU	McIntosh, Deon 1 yd run (Janikowski, Dean kick)	13-80 5:44
01:50	WSU	Jackson, Calvin 45 yd pass from de Laura, Jayden (Janikowski, Dean kick)	3-49 0:47
00:23	ASU	Bunkley-Shelton, LV 12 yd pass from Daniels, Jayden (Zendejas, C. kick)	11-78 1:19
4th 14:54	WSU	Janikowski, Dean 40 yd FG	6-22 2:22
06:50	WSU	Janikowski, Dean 32 yd FG	11-42 6:23
04:54	ASU	Trayanum, DeaMonte 1 yd rush (Zendejas, Cristian kick)	7-40 1:44
00:28	ASU	Johnson, Andre 11 yd pass from Daniels, Jayden (Zendejas, Cristian kick)	6-73 1:09

TEAM STATISTICS

	WSU	ASU
FIRST DOWNS	19	21
RUSHES-YARDS (NET)	42-166	32-131
PASSING YDS (NET)	234	275
Passes Att-Comp-Int	17-27-1	39-26-2
TOTAL OFFENSE PLAYS-YARDS	69-400	71-406
Fumble Returns-Yards	3-23	0-0
Punt Returns-Yards	0-0	1-6
Kickoff Returns-Yards	1-15	5-137
Interception Returns-Yards	2-4	1-1
Punts (Number-Avg)	3-38.3	3-48.0
Fumbles-Lost	0-0	3-3
Penalties-Yards	4-32	7-40
Possession Time	33:06	26:54
Third-Down Conversions	6-15	5-13
Fourth-Down Conversions	1-2	1-2
Red-Zone Scores-Chances	4-5	3-5
Sacks By: Number-Yards	1-11	0-0

INDIVIDUAL STATISTICS

**RUSHING:** Washington State - McIntosh, Deon 16-68; Borghi, Max 12-67; Watson, Nakia 5-20; de Laura, Jayden 3-8; Victor, Lincoln 1-7; Jackson, Calvin 1-3; Harris, Travell 3-4. Arizona State - Trayanum, DeaMonte 19-89; Daniels, Jayden 10-31; Ngata, Daniyel 2-12; Thompson, Bryan 1-1.

**PASSING:** Washington State - de Laura, Jayden 17-27-1-234-2 TD; Arizona State - Daniels, Jayden 23-35-2-228-1 TD.

**RECEIVING:** Washington State - Jackson, Calvin 8-139; Harris, Travell 3-49; Borghi, Max 2-9; Stribling, De'Zhaun 1-23; Victor, Lincoln 1-6; Ollie, Donovan 1-1; McIntosh, Deon 1 -1. Arizona State - Pearsall, Ricky 9-83; Johnson, Andre 5-51 TD; Bunkley-Shelton, LV 4-52; Thompson, Bryan 3-34; Hodges, Curtis 1-14; Ngata, Daniyel 1-14; Conyers, Jaylin 1-4; Wilson, Johnny 1-0.

**INTERCEPTIONS:** Washington State - Smith-Wade, Chau 1-0; Watson, Jaylen 1-4. Arizona State - Robertson, Merlin 1-1.

**FUMBLES:** Washington State - None. Arizona State - Trayanum, DeaMonte 1-1; Thompson, Bryan 1-1; Ngata, Daniyel 1-1.

**SACKS (UA-A):** Washington State - Stone Jr., Ron 1-11. Arizona State - None.

**TACKLES (UA-A):** Washington State - Woods, Jahad 6-5; Isom, Daniel 5-4; Marsh, Armani 5-2; Stone, Ron 4-2; Brown, Travon 3-3; Rogers, Justus 3-2; Hicks, George 2-3; Langford, Derrick 3-1; Thornton, Kyle 1-2; Edson, Andrew 2-0; Wilson, Ben 2-0; Mauigoa, Francisco 1-1; Jackson, Brennan 1-1; Mejia, Christian 1-0; Pule, Antonio, 1-0; Watson, Jaylen 1-0; Roff, Quinn 1-0; Smith-Wade, Chau 1-0; Ford-Dement, Kaleb 1-0; Jackson, Chris 1-0; Mujahid, Amir 0-1; Fifita, Ma'ake 0-1; Lucas, Abraham 0-1. Arizona State - Markham, Kejuan 4-3; Butler, Darien 3-3; Gentry, Eric 3-3; Pierce, Deandre 4-1; Matus, Michael 4-1; Clark, Jordan, 4-0; Davidson, DJ 2-2; Robertson, Merlin 1-3; Soelle, Kyle 2-1; Cooper, Anthonie 1-2; Johnson, Tyler 1-2; Pesefta, TJ 1-2; Lucas, Chase 2-0; Forman, Shannon 1-1; Jones, Jack 0-2; Daniels, Jayden 1-0; Hatch, Case 1-0; Johnson, Chad 1-0; Moore, Joe 1-0.

WASHINGTON STATE AT NO. 3 OREGON  
Nov. 13, 2021 • Autzen Stadium • Att.: 52,327 • TV: ESPN

**EUGENE, Ore.** – Anthony Brown Jr. threw for 135 yards and a touchdown while rushing for 123 yards and another score, and No. 3 Oregon defeated Washington State 38-24 on Saturday night. The Ducks, ranked No. 3 in the College Football Playoff rankings, have won five straight and extended their winning streak at Autzen Stadium to 18 straight games, including 14 straight victories at home over Pac-12 opponents. Oregon (9-1, 6-1 Pac-12) needed to win and for Stanford to beat Oregon State up the road in Corvallis earlier on Saturday to clinch the Pac-12 North. The Beavers didn't hold up their end, winning 35-14 over Stanford. Washington State (5-5, 4-3) tied the game at 14 before halftime but Oregon pulled away in the third quarter. The loss snapped a four-game winning streak over Pac-12 opponents for the Cougars, who fell to BYU on Oct. 23 in a midseason nonconference game. The Cougars still need one more win to become bowl eligible and perhaps redeem a season that has been marked by turbulence. Washington State dismissed head coach Nick Rolovich on Oct. 18 after his refusal to get vaccinated against COVID-19. Saturday's game got off to a strange start. Washington State's second play from scrimmage appeared to be a 77-yard touchdown pass from Jayden de Laura to Calvin Jackson Jr. But on review, Jackson stepped out of bounds at the Oregon 7-yard line. On the next play, de Laura fumbled out of the end zone for an Oregon touchback. Travis Dye plowed his way into the end zone from a yard out to give the Ducks a 7-0 lead. Verone McKinley III got his fifth interception of the season and three plays later Dye scored on an 11-yard pass from Brown. The Cougars closed the margin on de Laura's 14-year pass to De'Zhaun Stribling midway through the second quarter. De Laura's 1-yard keeper with 11 seconds left in the half tied it at 14. Oregon scored on Brown's 17-yard scramble on their first series of the second half to pull back in front. The Ducks extended the lead on Camden Lewis' 22-yard field goal. It appeared that Washington State's George Hicks III recovered a fumble by Brown in the end zone early in the fourth quarter and ran it back 50 yards. After review, the play stood. De Laura hit Travell Harris with a 38-yard pass to get to the Oregon 11, but the Ducks' defense held and the Cougars settled for a Dean Janikowski's 34-yard field goal to make it 24-17. Byron Caldwell ran for a 27-yard touchdown with 5:52 left, before a 22-yard scoring run with 2:07 for the Ducks. De Laura's 2-yard TD pass to Harris ended it. Dye ran for 88 yards and a score, and had 25 yards receiving and another TD. De Laura threw for 280 yards and two touchdowns for the Cougars. He was intercepted twice. THE TAKEAWAY Washington State: Washington State hasn't defeated a team ranked in the AP Top 25 since No. 25 Iowa State in the 2018 Alamo Bowl. The Cougars last defeated a team in the top 10 in 2017, when they upset No. 5 Southern California in Pullman, Washington. ... Washington State was coming off a bye. Oregon: Last year in Pullman, the Cougars led 19-14 at halftime but the then-No. 11 Ducks pulled away in the second half, with Dye catching two second-half touchdown passes, to win 43-29.

SCORE BY QUARTERS	1	2	3	4	TOTAL
Washington State	0	14	0	10	24
Oregon	14	0	10	14	38

SCORING SUMMARY

1st 3:51	ORE	Dye, Travis 11-yard rush (Lewis, Camden kick)	11-75 5:45
1st 2:04	ORE	Dye, Travis 11-yard pass from Brown, Anthony (Lewis, Camden kick)	4-40 1:40
2nd 6:52	WSU	Stribling, De'Zhaun 14-yard pass from de Laura, Jayden (Janikowski, Dean kick)	6-46 2:16
2nd 0:11	WSU	de Laura, Jayden 1-yard rush (Janikowski, Dean kick)	12-73 4:38
3rd 12:52	ORE	Brown, Anthony 17-yard rush (Lewis, Camden kick)	4-43 2:08
3rd 2:54	ORE	Lewis, Camden 22-yard FG	13-91 7:03
4th 8:31	WSU	Janikowski, Dean 34-yard FG	5-33 1:57
4th 5:52	ORE	Caldwell, Byron 27-yard rush (Lewis, Camden kick)	5-66 2:31
4th 2:07	ORE	Caldwell, Byron 22-yard rush (Lewis, Camden kick)	4-32 1:46
4th 0:09	WSU	Harris, Travell 2-yard pass from de Laura, Jayden (Janikowski, Dean)	6-76 1:53

TEAM STATISTICS

	WSU	ORE
FIRST DOWNS	20	26
RUSHES-YARDS (NET)	25-91	47-306
PASSING YDS (NET)	280	135
Passes Att-Comp-Int	20-36-2	17-22-0
TOTAL OFFENSE PLAYS-YARDS	61-371	69-441
Fumble Returns-Yards	2-49	0-0
Punt Returns-Yards	0-0	0-0
Kickoff Returns-Yards	5-95	3-117
Interception Returns-Yards	0-0	2-21
Punts (Number-Avg)	5-42.2	3-40.7
Fumbles-Lost	1-1	2-2
Penalties-Yards	4-42	5-41
Possession Time	24:39	35:21
Third-Down Conversions	7-13	8-12
Fourth-Down Conversions	0-0	0-0
Red-Zone Scores-Chances	4-5	4-5
Sacks By: Number-Yards	1-5	3-24

INDIVIDUAL STATISTICS

**RUSHING:** Washington State - McIntosh, Deon 9-57; Borghi, Max 10-41; de Laura, Jayden 6- minus 7. Oregon - Brown, Anthony 17-123; Caldwell, Byron 9-98; Dye, Travis 18-88; McGee, Seven 1-1; Team 0- minus 4.

**PASSING:** Washington State - de Laura, Jayden 20-36-2-280. Oregon - Brown, Anthony 17-22-0-135.

**RECEIVING:** Washington State - Harris, Travell 8-109; Stribling, De'Zhaun 5-51; Jackson Jr., Calvin 4-87; Borghi, Max 1-23; Hobert, Joey 1-11; Ollie, Donovan 1-minus 1. Oregon - Dye, Travis 6-25; Johnson III, Johnny 3-43; Williams, Devon 3-27; Ferguson, Terrance 2-11; Hutson, Kris 1-18; Redd, Jaylon 1-9; Matavao, Moliki 1-2.

**INTERCEPTIONS:** Washington State - None Oregon - McKinley III, Verone 1-minus 2; Addison, Bryan 1-23.

**FUMBLES:** Washington State - de Laura, Jayden 1-1 Oregon - Dye, Travis 1-1; Brown, Anthony 1-1.

**SACKS (UA-A):** Washington State - Jackson, Brennan 1-5. Oregon - Thibodeaux, Kayvon 2-16; Jones, Jayson.

**TACKLES (UA-A):** Washington State - Woods, Jahad 10-2; Rogers, Justus 6-2; Isom, Daniel 4-4; Hicks III, George 5-0; Stone Jr., Ron 2-3; Marsh, Armani 3-1; Langford, Derrick 2-2; Roff, Quinn 2-2; Pule, Antonio 2-2; Jackson, Brennan 1-3; Brown, Travon 1-2; Thornton, Kyle 2-0; Crowder, Amir 1-1; Mujahid, Amir 1-1; Smith-Wade, Chau 1-1; Watson, Jaylen 0-2; Taylor III, Willie 0-2; Hill, Tyrone 1-0; Gommess, Konner 1-0; Hobert, Joey 0-1; Mejia, Christian 0-1. Oregon - McKinley III, Verone 5-3; Thibodeaux, Kayvon 6-0; Hill, Jamal 3-3; James, DJ 4-1; Bassa, Jeffrey 3-1; Happle, Jordan 3-1; Swinson, Bradyn 2-1; Jones, Jayson 2-0; Aumavae, Poppo 1-1; Heaukulani, Nate 1-1; Noland, Lucas 0-2; Williams, Devon 1-0; Funa, Mase 1-0; Hutson, Kris 1-0; Jackson, Adrian 1-0; Wright, Mykael 0-1; Brown, Keith 0-1; Roth, Micah 0-1; Patton, Cross 0-1.



GAME RECAPS

ARIZONA AT WASHINGTON STATE

Nov. 19, 2021 • Gesa Field • Att.: 17,344 • TV: Pac-12 Networks

**PULLMAN, Wash.** – Max Borghi rushed for a career-high 139 yards and two touchdowns in the last home game of his career, Travell Harris and Calvin Jackson Jr. each had two touchdown receptions, and Washington State became bowl eligible with a 44-18 win over Arizona on Friday night. A season filled with drama at Washington State (6-5, 5-3 Pac-12) surrounding former head coach Nick Rolovich - fired last month for refusing to receive a COVID-19 vaccine - will likely end with a bowl trip for the Cougars. Borghi ran for touchdowns of 26 and 2 yards on a foggy night on the Palouse where the field at times was obscured and snow flurries fell through the air. His previous career-high of 128 yards came in the 2019 season opener against New Mexico State. "That was classic Max Borghi," Washington State interim coach Jake Dickert said. "Our fans will remember Max and obviously he's gonna be a hall of famer here one day, so it was exciting to put a stamp on his career like that." Arizona has allowed 173 yards per game on the ground this season, but the Cougars surpassed that total with ease. "They ran the ball extremely well on us tonight which I don't think we expected," Arizona coach Jedd Fisch said. Washington State quarterback Jayden de Laura was 13 of 22 for 259 yards passing. De Laura hit Harris for an 8-yard touchdown in the second quarter and a 30-yarder in the third quarter that gave Washington State a 37-7 lead. De Laura also hit Jackson on a 43-yard TD late in the first half less than a minute after Arizona had scored to pull within 14-7. Jackson added the capper with a 78-yard TD reception from de Laura in the fourth quarter. Harris now has nine touchdown catches on the season and has five career game with multiple receiving touchdowns. Joey Hobert also blocked two Arizona punts, one that went out of the end zone for a safety. "The guys took the field tonight with a passion and an energy and a focus that wasn't going to be matched," Dickert said. Will Plummer threw for 222 yards and two touchdowns in a losing effort for the Wildcats (1-10, 1-7). Plummer hit Boobie Curry on an 11-yard TD in the second quarter that was set up by Drake Anderson's 71-yard run. Plummer threw a 27-yard TD to Michael Wiley in the fourth quarter. Anderson finished with 87 yards rushing. "It started at the very beginning. I don't think we played or coached as well as we would have liked," Fisch said. Washington State was explosive on offense all night long, with eight plays of more than 25 yards. Despite poor conditions, the Cougars maintained balance with 259 yards passing and 223 yards on the ground. THE TAKEAWAY Arizona: The Wildcats had been competitive in recent weeks, with close losses to Washington, USC, Utah and its lone victory over California. The Wildcats never got going offensively and seemed to lose any momentum they had giving up a long touchdown to Washington State late in the first half. Arizona lost middle linebacker Jerry Roberts to a left leg injury on the first play of the game. Roberts was taken off the field on a cart. Washington State: The Cougars are bowl eligible for the seventh time in the past nine seasons. WSU went to five straight bowl games prior to the pandemic-shortened 2020 season and its last bowl game was the 2019 Cheez-It Bowl.

SCORE BY QUARTERS	1	2	3	4	TOTAL
Arizona	0	7	3	8	18
Washington State	7	14	16	7	44

SCORING SUMMARY

1st 7:11	WSU	Borghi, Max 26-yard rush (Janikowski, Dean kick)	8-55 3:28
2nd 4:28	WSU	Harris, Travell 8-yard pass from de Laura, Jayden (Janikowski, Dean kick)	7-69 3:13
2nd 2:22	ARIZ	Curry 11-yard pass from Will Plummer (T. Loop kick)	5-90 1:59
2nd 1:26	WSU	Jackson Jr., Calvin 43-yard pass from de Laura, Jayden (Janikowski, Dean kick)	3-75 0:56
3rd 10:07	WSU	Borghi, Max 2-yard rush (Janikowski, Dean kick)	6-69 2:36
3rd 8:54	WSU	Safety (blocked punt out of end zone)	
3rd 7:10	WSU	Harris, Travell 31-yards pass from de Laura, Jayden (Janikowski, Dean kick)	4-60 1:40
3rd 2:39	ARIZ	T. Loop 41-yard FG	11-51 4:31
4th 12:16	ARIZ	Wiley 27-yard pass from Plummer (Singer pass from Plummer)	10-80 3:11
4th 8:37	WSU	Jackson Jr., Calvin 78-yard pass from de Laura, Jayden (Janikowski, Dean kick)	2-78 0:17

TEAM STATISTICS

	ARIZ	WSU
FIRST DOWNS	18	18
RUSHES-YARDS (NET)	30-168	36-223
PASSING YDS (NET)	206	259
Passes Att-Comp-Int	23-42-1	12-23-0
TOTAL OFFENSE PLAYS-YARDS	72-374	59-482
Fumble Returns-Yards	0-0	0-0
Punt Returns-Yards	3-10	2-33
Kickoff Returns-Yards	2-27	1-31
Interception Returns-Yards	0-0	1-0
Punts (Number-Avg)	7-43.6	6-42.0
Fumbles-Lost	3-0	0-0
Penalties-Yards	11-64	6-55
Possession Time	31:35	28:25
Third-Down Conversions	3-17	4-11
Fourth-Down Conversions	3-4	0-0
Red-Zone Scores-Chances	1-1	2-2
Sacks By: Number-Yards	2-21	3-11

INDIVIDUAL STATISTICS

RUSHING: Arizona- Anderson, Drake 8-92; Wiley, Michael 5-32; John, Jalen 6-28; Markoff, Clay 1-15; Rocker Jr., Stevie 3-5; Plummer, Will 6-4; Team 1-minus 7. Washington State- Borghi, Max 16-139; McIntosh, Deon 10-73; Watson, Nakia 5-14; de Laura, Jayden 4-minus 1; Team 1-minus 2.

PASSING: Arizona- Plummer, Will 23-42-1-206 Washington State- de Laura, Jayden 13-23-0-259.

RECEIVING: Arizona- Wiley, Michael 8-87; Berryhill III, Stanley 5-45; Singer, Dorian 3-26; Lines, Alex 2-21; Curry, Boobie 2-18; John, Jalen 2-2; Castell, BJ 1-7. Washington State- Harris, Travell 6-95; Jackson Jr., Calvin 4-133; Stribling, De'Zhaun 2-18; Borghi, Max 1-13.

INTERCEPTIONS: Arizona- None Washington State- Woods, Jahad 1-0

FUMBLES: Arizona- Rocker Jr., Stevie 1-0; Team 1-0; Way, Michael 1-0 Washington State- None

SACKS (UA-A): Arizona- Roland-Wallace, Christian 1-15; Tatum III, Leavel 1-6. Washington State- Roff, Quinn 1-1; Mejia, Christian 1-6; Edson, Andrew 0.5-2; Garay-Harris, Ty 0.5-2.

TACKLES (UA-A): Arizona- Hebert, Kenny 5-3; Smith, Dante 3-2; Young, Jayden 4-0; Pandey, Anthony 3-1; Mason, Trevon 2-2; Diallo, Mo 3-0; Roland-Wallace, Christian 3-0; Freeburg, Rourke 2-1; Harris, Jalen 2-1; Barrs, Kyon 0-3; Tatum III, Leavel 2-0; Young, Christian 1-1; Turner, Jaxen 1-1; Stukes, Treydan 1-0; Shand, Paris 0-1. Washington State- Woods, Jahad 8-4; Marsh, Armani 5-1; Hicks III, George 5-1; Stone Jr., Ron 2-2; Mauigoa, Francisco 1-3; Victor, Lincoln 2-0; Langford, Derrick 2-0; Roff, Quinn 2-0; Jackson, Chris 2-0; Anderson, Justin 2-0; Isom, Daniel 1-1; Jackson, Brennan 1-1; Taylor III, Willie 1-1; Thornton, Kyle 1-1; Mejia, Christian 1-1; Watson, Jaylen 1-1; Hill, Tyrone 1-1; Rogers, Justus 1-0; Brown, Travion 1-0; Samarzich, Simon 1-0; Wilson, Ben 0-1; Pule, Antonio 0-1; Smith-Wade, Chau 0-1; Edson, Andrew 0-1; Garay-Harris, Ty 0-1; Falatea, Lawrence 0-1.

WASHINGTON STATE AT WASHINGTON

Nov. 26, 2021 • Husky Stadium • Att.: 68,077 • TV: Fox Sports 1

**SEATTLE** – Travell Harris rode on the shoulders of the crimson fans that engulfed the field. Jayden de Laura waived a version of Ol' Crimson before spiking the unmistakable flag into the turf field. Even Butch, the Washington State mascot, took his turn crowd surfing on the field at Husky Stadium. After seven straight losses to its rivals, Washington State had a celebration to remember after the most lopsided Cougars' victory in the history of the rivalry matchup against Washington. "It's special. Coug Nation deserves it, this team deserved it, the seniors deserved it," Washington State running back Max Borghi said. "I can't really put words into it yet, it hasn't really sunk in. But holding that Apple Cup trophy is something we've all dreamt about and it was incredible." Borghi rushed for 129 yards and two touchdowns, and Washington State handed Washington a 40-13 defeat in the Apple Cup on Friday night. The Cougars snapped a seven-game losing streak to their rivals, picking up their first win in the series since 2012 and first at Husky Stadium since 2007. And the Cougars (7-5, 6-3 Pac-12) did it in grand, record-setting fashion with a dominant and complete thumping that left those in crimson rushing the field to celebrate while those clad in purple made an early move to the exits. The 27-point margin of victory topped the previous high of 26 points when Washington State won 52-26 in 1973, a game also played in Seattle. "This win, it wasn't just for us," Washington State linebacker Justus Rogers said. "It was for the people that came before us, the teams that came before us that I've been a part of as well." Borghi scored on a 32-yard touchdown run on Washington State's opening possession and set the tone for the night. He added a 1-yard TD run in the third quarter and only the Cougars' inability to finish drives in the first half kept the game from being even more one-sided. De Laura hit 21 of his first 22 pass attempts and finished 27 of 32 for 245 yards. Deon Janikowski kicked four field goals for Washington State as well. The victory may have locked up the head coaching position permanently for interim head coach Jake Dickert, who was already receiving significant support for the job he's done in the wake of Nick Rolovich being fired in mid-October. The Cougars went 3-2 in Dickert's five games in charge. And there could still be one more game to come besides a bowl trip for Washington State. If Oregon State can beat Oregon on Saturday it will be the Cougars as the Pac-12 North representative opposite Utah in the Pac-12 championship game next Friday in Las Vegas. "They've given me everything they can and they stay together and they trusted each other. They've kept believing," Dickert said. "It's very fitting for these guys to go out there and to enjoy this moment to bring the Apple Cup back home." Washington (4-8, 3-6) capped its worst season since going winless in 2008. The Huskies were already assured of a losing record after last week's loss at Colorado and their performance against the Cougars was bland and at times lifeless. Highly-touted Washington freshman quarterback Sam Huard made his first start of the season as Dylan Morris was relegated to spectator for the season finale. Fans have called for Huard as the offensive struggles have continued all season. Huard was put into a tough position and his performance matched his inexperience. Huard threw four interceptions, the last one a deflection that should have been caught by Devin Culp and was returned 28 yards by Armani Marsh for a touchdown, his second interception of the game. Huard finished 17 of 31 passing or 190 yards. He threw the first touchdown of his career as Rome Odunze made a terrific catch for a 16-yard TD early in the fourth quarter. STREAK ENDS Washington's streak of holding opponents under 36 points came to an end at 86. The last team to score 36 or more against Washington was UCLA in a 44-30 loss to the Bruins in 2014. It was the longest active streak in the country. THE TAKEAWAY Washington State: It was the 12th time in the history of the Apple Cup the Cougars won by double figures and the first double-digit winner since 23-6 in 1994. Washington State's last six wins in the series had all been by seven points or less. ... Washington State led 13-7 at halftime, its first halftime lead in the Apple Cup since 2013. Washington: The Huskies are facing a major rebuild whoever ends up with the head coaching job after the firing of Jimmy Lake.

SCORE BY QUARTERS	1	2	3	4	TOTAL
Washington State	0	3	10	17	30
Washington	0	7	0	6	13

SCORING SUMMARY

1st 11:27	WSU	Borghi, Max 32 yd rush (Janikowski, Dean kick)	7-75 03:33
04:16	WSU	Janikowski, Dean 31 yd FG	10-59 06:01
2nd 06:32	WSU	Janikowski, Dean 25 yd FG	6-26 04:32
01:31	UW	Pleasant, Kamari 10 yd rush Henry, Peyton kick)	9-75 05:01
07:37	WSU	Borghi, Max 1 yd rush (Janikowski, Dean kick)	10-78 05:49
03:55	WSU	Janikowski, Dean 41 yd FG	7-17 02:54
4th 14:23	WSU	McIntosh, Deon 2 yd rush (Janikowski, Dean kick)	8-29 03:24
11:55	UW	Odunze, Rome 16 yd pass from Huard, Sam (Odunze pass from Huard failed)	8-50 02:22
08:35	WSU	Janikowski, Dean 39 yd FG	7-16 03:20
08:23	WSU	Marsh, Armani 28 yd interception return (Janikowski, Dean kick)	

TEAM STATISTICS

	WSU	UW
FIRST DOWNS	26	11
RUSHES-YARDS (NET)	209	10
PASSING YDS (NET)	245	190
Passes Att-Comp-Int	27-32-0	17-31-4
TOTAL OFFENSE PLAYS-YARDS	73-454	45-200
Fumble Returns-Yards	0-0	0-0
Punt Returns-Yards	2-0	0-0
Kickoff Returns-Yards	2-26	3-71
Interception Returns-Yards	4-104	0-0
Punts (Number-Avg)	2-2	0-0
Fumbles-Lost	1-0	1-0
Penalties-Yards	10-95	3-41
Possession Time	41:25	18:35
Third-Down Conversions	7-13	4-11
Fourth-Down Conversions	0-0	1-1
Red-Zone Scores-Chances	4-4	2-3
Sacks By: Number-Yards	1-13	0-0

INDIVIDUAL STATISTICS

RUSHING: Washington State- Borghi, Max 22-129; McIntosh, Deon 16-49; de Laura, Jayden 3-31. Washington- Pleasant, Kamari 8-34; McGrew, Sean 3-3; Sunday, Jayveon 1- minus 2; Huard 2- minus 25.

PASSING: Washington State - de Laura, Jayden 27-32-0-245-0. Washington- Huard, Sam 17-31-4-190-1 TD.

RECEIVING: Washington State- Stribling, De'Zhaun 7-57; Jackson Jr, Calvin 6-68; Ollie, Donovan 5-68; Harris, Travell 5-23; McIntosh, Deon 2-16; Borghi, Max 2-13. Washington - Odunze, Rome 3-69 TD; McMillan, Jalen 3-31; Pleasant, Kamari 3-18; Polk, Ja'Lynn 2-41; Westover, Jack 2-12; McGrew, Sean 2-10; Culp, Devin 2-9.

INTERCEPTIONS: Washington State - Marsh, Armani 2-44; Rogers, Justus 1-60; Langford, Derrick 1-0. Washington - None.

FUMBLES: Washington State - Hobert, Joey 1-0. Washington - Huard, Sam 1-0.

SACKS (UA-A): Washington State - Jackson, Brennan 5-7; Roff, Quinn 5-6. Washington - None.

TACKLES (UA-A): Washington State - Marsh, Armani, 3-2; Watson, Jaylen 3-2; Woods, Jahad 1-3; Rogers, Justus 2-1; Stone, Ron 2-1; Hill, Tyrone 2-1; Jackson, Brennan 1-2; Brown, Travion 2-0; Ford-Dement, Kaleb 1-1; Hicks, George 1-1; Mujahid, Amit 1-0; Mauigoa, Francisco, 1-0; Dunker, Lucas 1-0; Victor, Lincoln 0-1; Roff, Quinn 0-1. Washington - Bruener, Carson 9-2; Sirmon, Jackson 6-2; Gordon, Tyler 4-2; McDuffie, Trent 4-1; Radley-Hiles, Brendan 4-1; Turner, Asa 4-0; Hampton, Dominic 3-1; Trice, Braley 3-0; McDonald, Cooper 2-1; Cook, Alex 2-0; Turutala, Alphonzo 1-1; Powell, Michael 1-1; Peihopa, Kuao 1-0; Odunze, Rome 1-0; Banks, Davon 1-0; McMillan, Jalen 1-0; Tunuofi, Vito 1-0; Martini, Jeremiah 1-0; Racanelli, Sawyer 0-1; Green, Jaden 0-1; Covington, Jacobo 0-1; Lolohea, Jordan 0-1; Taimani, Sam 0-1; Heimuli, Daniel 0-1.

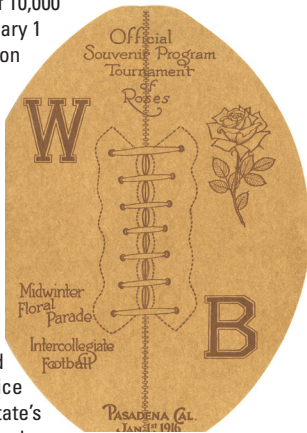




### 1916 ROSE BOWL

WSU 14, BROWN 0

**January 1, 1916, Pasadena, Calif.** — A crowd of 10,000 was on hand at the Pasadena Rose Bowl January 1 to watch as undefeated Washington State took on eastern power Brown University in the first of the continuous Rose Bowls. WSU used third and fourth quarter touchdown runs by Ralph Boone and Carl Dietz to shutout the Bruins 14-0. Brown entered the game a two-to-one favorite, despite a modest 5-3-1 record. The Bruins' 3-0 win over Yale was the key accomplishment that earned the Rhode Island team an invitation to play in the Rose Bowl. A cold spell, followed by a heavy rain and some snow for three days prior to the game, turned the playing field into a sea of mud that slowed both teams. Brown came close to scoring twice in the first half, but each time Washington State's defense, which had allowed just one field goal and one touchdown all season, rose to the task and halted the Bruins short of the goal line, once at the four yard line. Bruin star Fritz Pollard gained just 47 yards in 13 carries. Pollard later became the first black named to a Walter Camp All-America team and was the first black head coach in the National Football League. In the second half WSU's size advantage began to pay off as the Cougars took command, scoring once in each quarter. WSU's preparation for the game had been, to say the least, odd. Coach William "Lone Star" Dietz, out of the Carlisle Indian School, and his Cougar squad served as extras in the football film "Tom Brown of Harvard" each morning, then practiced for the bowl game during the afternoon. Each WSU player earned \$100 for the 14 mornings of movie work. During practice sessions, Dietz appeared in his "classic" coaching attire: a silk hat, Prince Albert cutaway coat, striped pants, yellow gloves, and a walking stick. Originally known as the Pasadena Tournament of Roses East-West game (it was 1923 when the real Rose Bowl facility was completed that the name changed), the WSU-Brown game was played at Tournament Park.



BROWN	0	0	0	0	0
WASHINGTON STATE	0	0	7	7	14

TEAM	QTR	SCORING PLAY
WSU	3	Boone 3 run (Durham kick)
WSU	4	Dietz 4 run (Durham kick)

ATTENDANCE—10,000




Washington State University's undefeated 1915 team met eastern power Brown University in the 1916 Rose Bowl and won 14-0, completing an undefeated season. The 1916 game was the first of the continuous Rose Bowl contests.

### 1931 ROSE BOWL

ALABAMA 24, WSU 0

**January 1, 1931, Pasadena, Calif.** - The Alabama Crimson Tide used a second-quarter blitz, including touchdown runs of one and 43 yards by quarterback Monk Campbell, to post a 24-0 win over previously undefeated Washington State in the 17th Rose Bowl game, viewed by 65,000 fans. Alabama's coach was Wallace Wade, who had been a member of the Brown University team that lost to WSU in the 1916 Rose Bowl. Wade, during his career, coached in five Rose Bowls.



ALABAMA	0	21	3	0	24
WASHINGTON STATE	0	0	0	0	0

TEAM	QTR	SCORING PLAY
Alabama	2	Suther 62 pass from Moore (Campbell kick)
Alabama	2	Campbell 1 run (Campbell kick)
Alabama	2	Campbell 43 run (Campbell kick)
Alabama	3	Whitworth 40 field goal

ATTENDANCE—65,000




"Babe" Hollingbery's fifth Cougar team went a perfect 9-0-0 to earn a Rose Bowl berth in 1930, including a 6-0 mark during the Pacific Coast Conference schedule. Included in the list of Cougar victims were California 16-0, USC 7-6, Washington 3-0 and Villanova 13-0. Two members of the WSU team later earned recognition in the College Football Hall of Fame, Mel Hein and Glen "Turk" Edwards.

# 1981 HOLIDAY BOWL

#14 BYU 38, #20 WSU 36

**December 18, 1981, San Diego** - Three games in one was more than the 52,000-plus fans at San Diego's Jack Murphy Stadium paid for, but three games is what they saw as the Brigham Young Cougars held on to defeat the Washington State Cougars 38-36. The BYU squad won the first game, a 31-minute affair that generated a 31-7 lead for the team from Provo. The next 25 minutes just as convincingly belonged to WSU 29-7. In the end, however, the game belonged to BYU as much for defense as anything. They stopped the Pullman team with just over three minutes to play by forcing a punt, then ran out the clock to preserve the win. Jim McMahon, in his last collegiate game, completed 27 of 43 passes for 342 yards and three touchdowns. More importantly, he did not throw an interception. The WSU Cougars used the running of Don LaBomme and quarterback Ricky Turner to baffle the BYU team, especially in the second half. Turner gained 92 yards in 12 carries and scored twice, while LaBomme added 79 yards in 14 carries and scored once. Robert Williams and Mike Martin also scored for the Cougars. WSU's failure on a two-point conversion late in the third quarter, an interception BYU's Ron Holmoe returned 35 yards for a touchdown on the third play of the third quarter, and a key sack of Casper on WSU's last possession loomed big in a game that had numerous turning points.



WASHINGTON STATE	0	7	21	8	36
BRIGHAM YOUNG	7	17	7	7	38


TEAM	QTR	TIME	SCORING PLAY
BYU	1	9:46	Plater 35 pass from McMahon (Gunther kick)
BYU	2	13:58	Hudson 7 pass from McMahon (Gunther kick)
WSU	2	9:20	Turner 2 run (Leland kick)
BYU	2	6:15	Gunther 20 field goal
BYU	2	1:06	Hamilton 1 run (Gunther kick)
BYU	3	14:00	Holmoe 35 interception return (Gunther kick)
WSU	3	10:43	LaBomme 18 run (Beech pass from Casper)
WSU	3	5:16	R. Williams 5 run (pass failed)
WSU	3	0:59	Turner 13 run (Leland kick)
BYU	4	14:55	Pettis 11 pass from McMahon (Gunther kick)
WSU	4	5:12	Martin 1 run (Turner run)

**TOTAL OFFENSE**—WSU 78/351/4.5. BYU 76/437/5.8.  
**RUSHING**—WSU 53/245: LaBomme 14/79, Turner 12/92, Williams 11/48, Harris 4/16, Bowens 1/1, Mitchell 1/-1, Martin 6/14, Casper 3/-4, Keller 1/0. BYU 32/69: Hamilton 9/52, Pettis 7/28, Sikahema 3/12, McMahon 12/-23, Mees 1/0.  
**PASSING**—WSU 25/82/106/0/33: Casper 16/62/69/0/24, Turner 9/2/0/27/0/33. BYU 44/28/0/368/3/45: McMahon 43/27/0/342/3/45, Young 1/1/0/26/0/26.  
**RECEIVING**—WSU: Keller 4/40, Jones 2/9, Beach 2/57. BYU: Collie 2/17, Pettis 8/73, Hudson 7/126, Plater 1/35, Hamilton 3/21, Balholm 2/31, Kozlowski 2/44, Sikahema 2/2, Hansen 1/7, Stroh 0/12.  
**INTERCEPTIONS**—WSU: None. BYU: O'Neil 1/18, Holmoe 1/35td.  
**PUNTING**—WSU: Davey 2/71/35.5/39, LaBomme 2/101/50.5, 53, Morris 4/155/38.8/44. BYU: Mees 7/295/42.1/51.  
**PUNT RETURNS**—WSU: Gribble 6/39. BYU: Sikahema 3/16.  
**KICKOFF RETURNS**—WSU: LaBomme 4/106. BYU: Sikahema 2/5, Hansen 2/21.  
**SCORING**—WSU: Turner 14, LaBomme 6, Williams 6, Martin 6, Beech 2, Leland 2. BYU: Gunther 8, Platter 6, Hudson 6, Hamilton 6, Holmoe 6, Pettis 6.  
**FIRST DOWNS**—WSU 23/17/3/3. BYU 22/6/15/1.  
**FUMBLES/LOST**—WSU 0/0. BYU 5/0.  
**PENALTIES/YARDS**—WSU 5/45. BYU 9/86.  
**POSSESSION TIME**—WSU 32:91. BYU 27:59.  
**THIRD/FOURTH-DOWN CONVERSIONS**—WSU 10/19. BYU 9/18.  
**ATTENDANCE**—52,419  
**WSU TACKLERS**—Taylor 11/6/5, Blakeney 8/3/5, Retherford 6/4/2, White 5/3/2, Files 5/4/1, Collins 4/4/0, Walker 4/1/3, Elisara 4/2/2, Bradley 4/3/1, Sorensen 4/2/2, Emmil 3/1/2, West 3/3/0, Tupuola 2/2/0, P. Lynch 1/0/1, E. Williams 1/1/0, Tipton 1/0/1, Carrillo 1/0/1, Elkinton 1/0/1, Beach 1/1/0, Martin 1/1/0.  
**WSU SACKS**—Elisara 2/-20, Collins 1/-4.  
**WSU TFL**—Collins 1/2, Emmil 1/4, Taylor 1/-8.

# 1988 ALOHA BOWL

#18 WSU 24, #14 HOUSTON 22

**December 25, 1988, Honolulu** - Washington State scored 24 second-quarter points and forced a last-second Houston turnover in notching a 24-22 win over the Texan Cougars Christmas Day. The bowl appearance was WSU's second of the 1980s and evened the Cougars bowl record to 2-2. In a close game there are many heroes, but for WSU, none stood out more than senior Victor Wood. He picked up a fumble early in the second quarter and zipped five yards for a touchdown that put his Cougars ahead 7-3. On WSU's next possession, Wood caught a 15-yard scoring pass from Timm Rosenbach to put WSU up 14-3 and well on its way to a bowl victory viewed by a national ABC-TV audience. Wood's heroics were catching as WSU added a Jason Hanson 33-yard field goal and another touchdown, this one by Rosenbach, before halftime to put Washington State in command 24-9. WSU limited the Texas visitors to just five first half firstdowns, 46 yards rushing, and 77 yards passing before intermission. The Cougars picked off two Houston passes, one each by Shawn Landrum and Vernon Todd. In the end, however, it was Tuineau Alipate's hard hit that forced a Houston fumble recovered by Artie Holmes at the WSU five yard line. James Dixon was the recipient of Alipate's jarring tackle after catching a David Dacus pass over the middle that appeared for a moment to set up a potential game-winning score by Houston. The Cougars then controlled the ball for the final 2:44, with a key six-yard Rosenbach to Tim Stallworth pass giving WSU the much-needed first down just before the game ended.



WASHINGTON STATE	0	24	0	0	24
HOUSTON	3	6	6	7	22


TEAM	QTR	TIME	SCORING PLAY
UH	1	13:13	Anderson 27 field goal
WSU	2	13:39	Wood 5 fumble run (Hanson kick)
WSU	2	8:39	Wood 15 pass from Rosenbach (Hanson kick)
WSU	2	6:31	Hanson 33 field goal
UH	2	4:56	Witherspoon 1 run (kick failed)
WSU	2	0:53	Rosenbach 1 run (Hanson kick)
UH	3	4:25	Mason 53 pass from Dacus (pass failed)
UH	4	13:16	Weatherspoon 2 pass from Dacus (Anderson kick)

**TOTAL OFFENSE**—WSU 92/460/5.00, UH 61/309/5.01.  
**RUSHING**—WSU 56/154: Broussard 33/139, Swinton 9/38, Rosenbach 14/-28, Wood 0/5. UH 21/683: Weatherspoon 14/80, Anderson 2/3, Ware 3/-1, Dacus 2/-14.  
**PASSING**—WSU 36/19/1/306/1/40: Rosenbach 36/19/306/1/40. UH 40/17/2/241/2/53: Dacus 11/8/0/153/2/53, Ware 28/8/2/44/0/11, Phillips 1/1/0/44/0/44.  
**RECEIVING**—WSU: Stallworth 8/120, Wood 2/48, Wimberly 2/24, Wellsandt 1/40, Olson 1/20, Broussard 1/11. UH: Dixon 4/52, Anderson 3/11, Mason 2/83, Williams 2/24, Phillips 2/14, Cooper 2/11, P. Smith 1/44, Weatherspoon 1/2.  
**INTERCEPTIONS**—WSU: Landrum 1/27, Todd 1/4. UH: A. Montgomery 1/72.  
**PUNTING**—WSU: Myers 6/276/46.0/53. UH: Rodriguez 8/358/44.8/70.  
**PUNT RETURNS**—WSU: Wood 3/52. UH: Calloway 3/26.  
**KICKOFF RETURNS**—WSU: Wood 5/123. UH: Dixon 4/166, Weatherspoon 1/25.  
**SCORING**—WSU: Wood 12, Rosenbach 6, Hanson 6. UH: Weatherspoon 12, Mason 6, Anderson 4.  
**FIRST DOWNS**—WSU: 28/9/13/1. UH: 13/5/6/2.  
**FUMBLES/LOST**—WSU: 2/1. UH: 2/1.  
**PENALTIES/YARDS**—WSU: 11/95. UH: 9/58.  
**POSSESSION TIME**—WSU: 37:43. UH: 22:17.  
**THIRD-DOWN CONVERSIONS**—WSU: 8/19. UH: 3/14.  
**ATTENDANCE**—35,132.  
**WSU TACKLERS**—Holmes 9/3/6, Ledbetter 8/4/4, Gray 7/2/5, Savage 7/4/3, Grayson 5/2/3, O'Neal 5/2/3, Ricard 5/5/0, Alipate 3/2/1, Metcalf 3/0/3, Landrum 3/3/0, Lee 3/2/1, Todd 3/1/2, Brown 2/2/0, Cook 2/2/0, Downing 1/1/0, Woodley 1/0/1, Noble 1/1/0, Wright 1/1/0.  
**WSU SACKS**—Cook 1/-10, Ledbetter 1/-2, Savage 1/-12.  
**WSU TFL**—None.

### 1992 COPPER BOWL

#### #18 WSU 31, UTAH 28

**December 29, 1992, Tucson, Ariz.** - Perhaps no college bowl game following the 1992 gridiron season was more offensive minded than the Copper Bowl matchup between WSU and Utah, but after all the running and passing that accounted for more than 1,100 yards, the deciding play was a 22-yard field goal by WSU's Aaron Price. The Cougars scored 21 unanswered points in the first quarter and one additional score just before halftime for a 28-14 lead. WSU then held on until Price gave them their final lead with 5:08 to play. Even then, they had to watch anxiously as Chris Yergensen's 20-yard chip shot sailed wildly to the left with 3:18 remaining. Though the 40,000-plus fans left the stadium talking about the offensive plays that stood out, it was WSU's defense in the fourth quarter that made this win possible. The Utes scored twice in the second quarter and added two more scores to pull even with a quarter to play. Both teams then turned to their defenses. The key play came with 6:29 to play when Utah's Frank Dolce avoided a strong WSU rush and hooked up with Henry Lusk on a short sideline pass. John Rushing then stripped Lusk of the ball and Singor Mobley scooped it up at the Utah 36 yard line. Fifteen yards later, at the Utah 21, Mobley was dragged down, setting up the Cougars with great field position. Drew Bledsoe immediately drove the Cougars to the Utah five yard line before turning the scoring chores over to Price. Like he did the closing seconds of WSU's 23-20 win over Arizona in the same stadium early in the season, Price came through with the kick. Bledsoe completed 30 of 46 passes for a school record 476 yards. Phillip Bobo caught TD passes of 87 (equaling a school record) and 48 yards, and Shaumbe Wright-Fair picked up 123 yards rushing and scored on a pair of three-yard line smashes.



UTAH	0	14	14	0	28
WASHINGTON STATE	21	7	0	3	31


TEAM	QTR	TIME	SCORING PLAY
WSU	1	13:25	Wright-Fair 3 run (Price Kick)
WSU	1	10:32	Bobo 87 pass from Bledsoe (Price kick)
WSU	1	1:20	Wright-Fair 3 run (Price kick)
Utah	2	9:35	S.Williams 10 pass from Dolce (Yerkensen kick)
Utah	2	2:51	K. Williams 25 run (Yerkensen kick)
WSU	2	0:31	Bobo 48 pass from Bledsoe (Price kick)
Utah	3	8:49	Lusk 49 pass from Dolce (Yergensen kick blk)
Utah	3	5:25	P. Jones 8 run (Murry pass from Dolce)
WSU	4	5:08	Price 22 field goal

**TOTAL OFFENSE**—WSU 89/636/7.1. UTAH 79/495/6.3.  
**RUSHING**—WSU 41/144: Wright-Fair 27/123, Bobo 2/16, D. Sparks 1/11, Pattinson 2/5, Dumas 1/-3, Bledsoe 6/-8. UTAH 39/179: K. Williams 13/112, P. Jones 11/43, Lusk 1/10, Anderson 4/7, Dolce 9/5, S. Williams 1/2. .  
**PASSING**—WSU 38/32/1/492/2/87: Bledsoe 46/30/1/476/2/87, Pattinson 2/2/0/16/0/9. UTAH 40/21/0/316/2/70: Dolce 40/21/0/316/2/70.  
**RECEIVING**—WSU: C.J. Davis 8/134, Bobo 7/212, Wright-Fair 6/21, Pointer 5/73, Schexnayder 4/43, Williams 1/7, Carolan 1/2. UTAH: S. Williams 7/121, Hooks 5/75, Lusk 4/75, K. Williams 2/6, P. Jones 1/17, Anderson 1/8, Welch 1/8.  
**INTERCEPTIONS**—WSU: None. UTAH: Crawford 1/9.  
**PUNTING**—WSU: Johnston 6/219/36.5/50. UTAH: Young 6/258/43.0/53.  
**PUNT RETURNS**—WSU: Hunter 2/-2. UTAH: S. Williams 3/17.  
**KICKOFF RETURNS**—WSU: DeLaCruz 1/7. UTAH: P. Jones 2/23, Miller 2/16, K. Williams 1/25, Lusk 1/9.  
**SCORING**—WSU: Bobo 12, Wright-Fair 12, Price 7. UTAH: S. Williams 6, K. Williams 6, Lusk 6, P. Jones 6, Murry 2, Yergensen 2.  
**FIRST DOWNS**—WSU: 28/10/16/1. UTAH: 20/9/10/1.  
**FUMBLES/LOST**—WSU: 4/2. UTAH: 3/1.  
**PENALTIES/YARDS**—WSU: 18/136. UTAH: 7/55.  
**POSSESSION TIME**—WSU: 29:52. UTAH: 30:08.  
**THIRD-DOWN CONVERSIONS**—WSU: 4/15. UTAH: 4/17.  
**ATTENDANCE**—40,867.  
**WSU TACKLERS (T-P-A)** — McClanahan 12/7/5, Childs 9/8/1, Mobley 7/6/1, Rushing 7/6/1, Loertscher 6/3/3, Burns 4/3/1, Jensen 4/3/1, Bush 3/3/0, Hall 3/3/0, Hunter 2/2/0, Geathers 2/2/0, Ford 2/2/0, Waldron 2/2/0, Ashworth 2/2/0, Eaton 1/1/0, Whitmore 1/1/0, Frank 1/1/0, Saldivar 1/1/0, Tobeck 1/1/0.  
**WSU SACKS**—Frank 1/-8.  
**WSU TFL**—Childs 1/-8, Frank 1/-8, Bush 1/-1.

### 1994 ALAMO BOWL

#### #24 WSU 10, BAYLOR 3

**December 31, 1994, San Antonio** - The Washington State offense scored on the opening drive of the game and on the last play of the second quarter to provide all the points the Cougar defense needed as WSU held off Baylor's late challenge in a 10-3 win at the second annual Builders Square Alamo Bowl before a crowd of 44,106. Despite some anxious moments in the closing seconds of the game, the Cougar defense made those 10 points stand up by limiting the record-setting Bear offense to eight first downs, 151 yards in total offense and just one field goal. The Cougars did something against Baylor they had not done all season, take the opening kickoff and drive the length of the field for a touchdown. The drive totaled 91 yards, equalling the longest scoring drive of the season, and ended when Kevin Hicks busted through the left side of the line from one yard out to put WSU on top 7-0. The score came six minutes, 32 seconds after the kickoff. WSU's offense provided three more points just before halftime to give the Cougs a 10-0 lead at intermission. Taking the ball after Baylor's Jarvis VanDyke missed his second field goal attempt of the first half, WSU drove from its own 30 yard line to the Baylor 20 yard line, where Tony Truant banged home a 37-yard field goal with two seconds left in the first half. A sideline pass to Jay Dumas for a key first down, then another similar pass to Albert Kennedy put the ball in perfect position for Truant. Davis, named the game's most valuable offensive player, hit six of eight passes on the drive. Davis, who completed 27 of 35 passes for 286 yards, gave Cougar fans a few anxious minutes in the third quarter when he took a hard blow to the back while scrambling out of the pocket. He was able to return one play later and finished the game. Defensively WSU was especially tough in the first half. Baylor came into the game averaging nearly 33 points per game and 382.4 yards per contest. In the first half WSU's defense, led by the game's most valuable defensive player, Ron Childs, limited the Bears to just 41 net yards, 24 rushing and 17 passing. Childs had 10 tackles in the game, including eight solo, of which two were for negative yardage. Only on its last possession did Baylor come close to the WSU endzone, where Todd Jensen, a senior who backed up John Rushing all year, picked off a Jeff Watson pass to halt any Baylor hope of scoring. The bowl victory was WSU's second in the last three years and third in seven years. Joining Childs defensively were Chris Hayes with seven tackles, Mark Fields with six and Chad Eaton with five.



WASHINGTON STATE	7	3	0	0	10
BAYLOR	0	0	3	0	3


TEAM	QTR	TIME	SCORING PLAY
WSU	1	8:28	Hicks 1 run (Truant kick)
WSU	2	0:02	Truant 37 field goal
BU	3	1:35	VanDyke 36 field goal

**TOTAL OFFENSE** - WSU 66/293/4.4. BU 55/151/2.7.  
**RUSHING** - WSU 31/51/44/7/1/9: Sparks 8/20, Hicks 10/12, Madu 4/55, Tims 1/-1, Martin 1/-10, Davis 7/-19. BU 32/105/31/74/0/14: Douglas 13/42, B.Lewis 9/34, Rubin 2/5, Muhammad 6/2, Moore 1/-3, Watson 1/-6.  
**PASSING** - WSU 35/27/0/286/0/46: Davis 35/27/0/286/0/46. BU 23/8/2/77/0/33: Watson 22/8/2/77/0/33, Moore 1/0/0/0/0.  
**RECEIVING** - WSU: Carpenter 5/91, Moore 55/38, Dumas 5/26, Hicks 4/14, Kennedy 4/62, Thomas 2/30, Knuff 1/13, Adams 1/12. BU: Bronson 2/15, Douglas 2/16, Muhammad 2/34, Rhynes 1/5, Stanley 1/7.  
**INTERCEPTIONS** - WSU: Jensen 1/11, Hunter 1/0. BU: None.  
**PUNTING** - WSU: Martin 6/201/33.5/37, Team 1/35/35.0/35. BU: Atteberry 6/210/35.0/45.  
**PUNT RETURNS** - WSU: Dumas 1/2. BU: Bronson 5/24.  
**KICKOFF RETURNS** - WSU: Mobley 2/28. BU: Bronson 1/22, Rhynes 1/0.  
**SCORING** - WSU: Hicks 6, Truant 4. BU: VanDyke 3.  
**FIRST DOWNS** - WSU: 14/1/12/1. BU: 8/5/2/1.  
**FUMBLES/LOST** - WSU: 3/1. BU: 9/0.  
**PENALTIES/YARDS** - WSU: 15/110. BU: 2/19.  
**POSSESSION TIME** - WSU: 32:02. BU: 27:58.  
**THIRD-DOWN CONVERSIONS** - WSU: 6/17. BU: 3/15.  
**ATTENDANCE** - 44,106.  
**WSU TACKLERS (T-P-A)** - Childs 10/8/2, Hayes 7/6/1, Fields 6/4/2, Eaton 5/4/1, Rushing 4/3/1, Patterson 4/3/1, Sasa 3/3/0, Walker 3/2/1, Hunter 2/2/0, Mobley 2/1/1, Bender 1/1/0, Doyle 1/1/0, Tims 1/1/0, Noteboom 1/1/0, Knuff 1/1/0, McWashington 1/0/1, Henderson 1/1/0.  
**WSU SACKS** - Fields .5/-3, Eaton .5/-3.  
**WSU TFL** - Childs 2/-8, Fields 1.5/-4, Patterson 1/-8, Walker 1/-6, Eaton .5/-3.

# 1998 ROSE BOWL

## #1 MICHIGAN 21, #8 WSU 16

**January 1, 1998, Pasadena, Calif.** - The Washington State Cougars, making their first Rose Bowl appearance in 67 years, pushed national champion and number one ranked Michigan to the last play of the game before falling to the Wolverines 21-16 before 101,219 fans and a world-wide television audience. The victory left Michigan a perfect 13-0 for the season, bumping the Cougars to a 10-2 record. After Michigan thwarted two WSU drives to start the game, the Cougar defense forced a Wolverine punt that would set up WSU's first scoring drive. The Cougs took over on the Michigan 47-yard-line with 6:26 to play in the first quarter. Ryan Leaf completed two passes during the drive, including a 15-yard touchdown toss to Kevin McKenzie with 3:17 left in the first quarter. Rian Lindell's point-after gave WSU the early 7-0 advantage. WSU came close to taking a 14-point lead, but Heisman Trophy winner Charles Woodson halted a WSU drive in the Michigan endzone when he intercepted a Leaf pass from the 12 yard line. The Wolverine's answering scoring drive began from their own 34-yard-line at the 8:04 mark in the second quarter and ended with a 58-yard pass from Bob Griese to Tai Streets that completed the first half scoring. Early in the second half, WSU took over 99 yards from the endzone after Michigan's Jason Vinson dropped a perfect punt just outside the endzone. Shawn Tims put the finishing touches on WSU's 99 yard drive in nine plays, taking a reverse handoff the final 14 yards. Leaf hit four of five passes in the drive that amassed 73 yards. Lindell's PAT attempt was blocked by Michigan's James Hall, leaving the WSU advantage at 13-7. The Wolverines responded immediately, moving the ball on their next possession to their 39 yard-line to set up another Griese-to-Streets touchdown combination, this time 58 yards. Baker's point-after gave Michigan their first lead, 14-13 with 6:07 left in the third quarter. Michigan then padded their lead with a 14-play, 77-yard drive that ended in Griese's third touchdown pass of the game, a 23-yarder to Jerame Tuman. Baker's extra-point kick increased the Michigan advantage to 21-13 with 11:21 to play. Washington State responded immediately with an eight-play, 49-yard drive that set up a 48-yard field goal by Lindell, cutting Michigan's lead to five points, 21-16 with 7:25 remaining. The Wolverines then put together a 51-yard drive that consumed almost seven minutes off the game clock. When Jay Feely's pooch punt rolled dead at the WSU seven-yard-line, the Cougars' victory hopes were 93 yards and 29 seconds away. After two incomplete passes, the Cougars faced third-and-10 with only 16 seconds left. Leaf then found Nian Taylor along the sideline for a gain of 46, to the Michigan 47-yard-line. After a delay of game penalty, Leaf hit Love Jefferson at the Michigan 25 and the Cougar tight end lateraled to a streaking Jason Clayton, who managed nine more yards before being brought down in bounds at Michigan's 16 yard line with 0:02 on the game clock. Out of timeouts, WSU was forced to try and spike the ball on first-down, but officials ruled that the final two seconds slipped away before the ball was effectively downed, thus preventing WSU's one final shot at a major upset.



WASHINGTON STATE	7	0	6	3	16
MICHIGAN	0	7	7	7	21


TEAM	QTR	TIME	SCORING PLAY
WSU	1	3:17	McKenzie 15 pass from Leaf (Lindell kick)
UM	2	7:08	Streets 53 pass from Griese (Baker kick)
WSU	3	8:33	Tims 14 reverse (Lindell kick blocked)
UM	3	5:07	Streets 58 pass from Griese (Baker kick)
UM	4	11:21	Tuman 23 pass from Griese (Baker kick)
WSU	4	7:25	Lindell 48 field goal

**TOTAL OFFENSE** - WSU 63/398/6.3. UM 71/379/5.3.  
**RUSHING** - WSU 28/98/31/67/1/14: Black 7/24, Gilmore 8/21, Tims 1/14, Leaf 10/35, Clayton 2/4. UM 41/154/26/128/0/28: Howard 19/72, Thomas 7/23, Floyd 5/21, Griese 7/28, Woodson 2/8, Williams 1/2.  
**PASSING** - WSU 35/17/1/331/1/46: Leaf 35/17/1/331/1/46. UM 30/18/1/251/3/58: Griese 30/18/1/251/3/58.  
**RECEIVING** - WSU: C. Jackson 5/89, McKenzie 5/78, McWashington 2/41, Tims 2/9, Taylor 1/46, Gilmore 1/42, Jefferson 1/8, Clayton 0/18. UM: Shaw 5/49, Streets 4/127, Tuman 2/33, Howard 2/13, Thomas 1/14, Woodson 1/7, Campbell 1/7, Williams 1/1.  
**INTERCEPTIONS** - WSU: Thompson 1/0. UM: Woodson 1/0.  
**PUNTING** - WSU: Banks 6/242/40.3/46. UM: Vinson 5/160/32.0/38, Feely 1/23/23.0/23.  
**PUNT RETURNS** - WSU: Tims 1/2. UM: Woodson 3/18.  
**KICKOFF RETURNS** - WSU: None. UM: Thomas 2/38.  
**SCORING** - WSU: McKenzie 6, Tims 6, Lindell 4. UM: Streets 12, Tuman 6, Baker 3.  
**FIRST DOWNS** - WSU: 18/4/13/1. UM: 22/9/12/1.  
**FUMBLES/LOST** - WSU: 2/0. UM: 0/0.  
**PENALTIES/YARDS** - WSU: 4/43. UM: 4/40.  
**POSSESSION TIME** - WSU: 27:46. UM: 32:14.  
**THIRD-DOWN CONVERSIONS** - WSU: 7/15. UM: 10/17.  
**ATTENDANCE** - 101,219.  
**WSU TACKLERS (T-P-A)** — Gleason 9-9-0, Moore 9-8-1, Stewart 8-5-3, Nelson 8-5-3, Thompson 6-5-1, Boose 6-4-2, Bender 5-4-1, R. Jackson 4-4-0, Doyle 4-4-0, Moronkola 4-3-1, Salausa 1-1-0, Price 1-0-1, Phillely 1-0-0, Emerson 1-0-1, K. Moore 1-0-1.  
**WSU SACKS** — B. Moore 1/-15.  
**WSU TFL** — B. Moore 4/-21, Boose 3/-7, Boose 1/-1

# 2001 SUN BOWL

## #13 WSU 33, PURDUE 27

**December 31, 2001, El Paso, Texas** - The WSU Cougars picked up their fourth bowl victory in their last five bowl games with a 33-27 win over the Purdue Boilermakers before 47,812 fans at the Wells Fargo Sun Bowl... Lamont Thompson, with two interceptions, five deflections and 10 tackles, was named the game's MVP winner, while Drew Dunning picked up the Special Teams trophy after booting four field goals and three extra points... the Cougs notched five sacks and held Purdue to 55 rushing yards... forced to the air, Kyle Orton responded with bowl records for passes, 74, completions, 38, and yards, 419... he threw two TD passes, but was picked off twice each by Thompson and Jason David... meanwhile Jason Gesser led WSU with 281 passing yards, 137 in the third quarter when the Cougs rebounded from a 20-17 halftime deficit to run off 16 straight points.



PURDUE	0	20	0	7	27
WASHINGTON STATE	14	3	13	3	33


TEAM	QTR	TIME	SCORING PLAY
WSU	1	13:10	David 45 interception return (Dunning kick)
WSU	1	6:53	Bush 46 pass from Gesser (Dunning kick)
PU	2	12:54	Lowe 1 run (Dorsch kick)
PU	2	7:24	Dorsch 28 field goal
WSU	2	4:17	Dunning 47 field goal
PU	2	1:56	Stubblefield 3 pass from Orton (Dorsch kick)
PU	2	0:37	Dorsch 50 field goal
WSU	3	3:23	Dunning 34 field goal
WSU	3	3:04	Gesser 1 run (Dunning kick)
WSU	3	1:21	Dunning 30 field goal
WSU	4	7:37	Dunning 37 field goal
PU	4	1:53	Stubblefield 51 pass from Orton (Dorsch kick)

**TOTAL OFFENSE** - WSU: 68/362/5.3. PURDUE: 107/474/4.4.  
**RUSHING** - WSU 27/81: Minnich 17/51, Cox 1/20, McElrath 1/13, Kegel 1/3, Gesser 4/-2, team 3/-4. PURDUE 32/55: Lowe 17/45, Harris 5/27, Team 1/0, Orton 9/-17.  
**PASSING** - WSU 41/15/3/281/1/46: Gesser 40/15/3/281/1/46, Kegel 1/0/0/0/0. PURDUE 75/38/4/419/2/65.  
**RECEIVING** - WSU: Riley 6/65, McElrath 5/116, Minnich 3/54, Bush 1/46. PURDUE: Standeford 12/103, Stratton 12/86, Stubblefield 9/196, Morales 3/27, James 1/4, Rhinehart 1/3.  
**INTERCEPTIONS** - WSU: Thompson 2/1, David 2/73. PURDUE: Rogers 2/1, Reeves 1/0.  
**PUNTING** - WSU: Cox 6/266/44.3/62. PURDUE: Kurz 2/56/28.0/32, Dorsch 4/177/44.2/60.  
**PUNT RETURNS** - WSU: Coleman 5/29. PURDUE: Morales 4/31.  
**KICKOFF RETURNS** - WSU: Newman 2/32, Coleman 2/48. PURDUE: Stubblefield 2/48.  
**SCORING** - WSU: Dunning 15, BUSH 6, Gesser 6, David 6. PURDUE: Stubblefield 12, Dorsch 9, Lowe 6.  
**FIRST DOWNS** - WSU: 15/3/9/3. PURDUE: 28/5/19/4.  
**FUMBLES/LOST** - WSU: 2/1. PURDUE 2/1.  
**PENALTIES/YARDS** - WSU: 9/85. PURDUE: 7/49.  
**POSSESSION TIME** - WSU: 26:08. PURDUE: 33:52.  
**THIRD-DOWN CONVERSIONS** - WSU: 2/15. PURDUE: 13/27.  
**ATTENDANCE** - 47,812.  
**WSU TACKLERS (T-P-A)** - Trufant 10/4/2, Thompson 8/4/4, Smith 7/3/4, Price 7/4/3, David 6/5/1, Newman 5/3/2, Nguae 5/3/2, Brown 4/3/1, Acholonu 4/1/3, Tupai 4/1/3, Williams 3/3/0, Coleman 3/2/1, Tuupo 3/1/2, Genatone 3/0/3, Shavies 2/2/0, Knotts 1/1/0, Lunde 1/0/1, Dillon 1/0/1, Long 1/0/1, Marong 1/0/1.  
**WSU SACKS** - Shavies 1/8, Tupai 1/7, Newman 1/6, Brown 1/5, Williams 1/3, Smith 0.5/0.  
**WSU TFL** - Shavies 3/12, Tupai 1/7, Newman 1/6, Long 1/6, Brown 1/4, Williams 1/3.

### 2003 ROSE BOWL

#8 OKLAHOMA 34, #7 WSU 14

January 1, 2003, Pasadena, Calif. – Oklahoma’s vaunted defense stifled Washington State’s high-flying passing attack and captured the 89th Rose Bowl Game 34-14 in front of 86,848 fans New Year’s Day. The Sooners broke the game open with a pair of touchdowns inside the two-minute mark of the first half. The first came on a 12-yard touchdown pass from Nate Hybl, the game’s most valuable player. Antonio Perkins extended OU’s lead to 17-0 with a 51-yard punt return just :42 seconds later. Hybl connected on 19 of 29 passes for 240 yards and two touchdowns. Sooner running back Quentin Griffin carried the ball 30 times for 144 yards. WSU quarterback Jason Gesser finished his career by completing 17 of 34 passes for 240 yards and a touchdown. Sammy Moore provided the game’s final highlight, returning an OU kick 89 yards for a score with just 1:15 remaining. Linebacker Teddy Lehman led the Big XII Champions with six tackles, including two sacks, while free safety Erik Coleman recorded 10 tackles and recovered a fumble for the Cougars.



OKLAHOMA	3	14	3	14	34
WASHINGTON STATE	0	0	0	14	14


TEAM	OT	TIME	SCORING PLAY
OU	1	12:13	DiCarlo 45 field goal
OU	2	1:51	Savage 12 pass from Hybl (DiCarlo kick)
OU	2	1:09	Perkins 51 punt return (DiCarlo kick)
OU	3	8:06	DiCarlo 30 field goal
OU	4	8:02	Fagan 9 pass from Hybl (DiCarlo kick)
WSU	4	6:08	Riley 37 pass from Gesser (Dunning kick)
OU	4	1:29	Griffin 19 run (DiCarlo kick)
WSU	4	1:15	Moore 89 kickoff return (Dunning kick)

**TOTAL OFFENSE** – WSU 55/243/4.4. OU 75/386/5.1.  
**RUSHING** – WSU 21/75/71.4/14: Green 8/45, Tippins 2/12, Smith 2/2, Riley 2/-8, Gesser 7/-47. OU Griffin 30/144, Jones 6/6, Thompson 1/4, Works 2/4, Runnels 1/2, Hybl 6/-14.  
**PASSING** – WSU 34/17/2/239/1/37: Gesser 34/17/2/239/1/37. OU 29/19/0/240/2/57: Hybl 29/19/0/240/2/57.  
**RECEIVING** – WSU: Riley 9/139, Darling 5/75, Lunde 2/17, Bush 1/8. OU: Smith 5/38, Savage 4/52, Peoples 3/80, Fagan 3/31, Griffin 2/5, Moses 1/19, Wilson 1/15.  
**INTERCEPTIONS** – WSU: none. OU: Everage 1/15, Woolfolk 1/0.  
**PUNTING** – WSU: Basler 6/276/46.0/59. OU: Ferguson 4/131/32.8.  
**PUNT RETURNS** – WSU: Trufant 2/10. OU: Perkins 4/90.  
**KICKOFF RETURNS** – WSU: Moore 2/90, Smith 3/24. OU: Perkins 1/22.  
**SCORING**: WSU: Riley 6, Moore 6, Dunning 2. OU: DiCarlo 10, Savage 6, Perkins 6, Fagan 6, Griffin 6.  
**FIRST DOWNS** – WSU 11/2/8/1. OU 19/8/9/2.  
**FUMBLES/LOST** – WSU 3/1. OU 2/1.  
**PENALTIES/YARDS** – WSU 9/52. OU 4/28.  
**POSSESSION TIME** – WSU 22:46. OU 37:14.  
**THIRD-DOWN CONVERSIONS** – WSU 2/11. OU 9/20.  
**ATTENDANCE** – 86,848  
**WSU TACKLERS** – Coleman 10/4/6, V. Williams 9/6/3, M. Davis 7/4/3, Long 5/5/0, Trufant 5/5/0, Bennett 5/3/2, David 4/3/1, I. Davis 3/3/0, J. Williams 3/3/0, F. Shavies 3/3/0, Derting 3/2/1, Genatone 3/2/1, Abdullah 2/2/0, Kongaika 2/2/0, Tupai 2/0/2, Nettles 2/0/2, Basler 1/0/1, J. Shavies 1/0/1, Roche, 1/0/1, Boyer 1/0/1, Sperry 1/0/1, Bienemann 1/0/1, Paymah 1/0/1.  
**WSU SACKS** – J. Williams 2/-16, Kongaika 1/-11.  
**WSU TFL** – J. Williams 3/-17, F. Shavies 2/-3, M. Davis 1/-3, Long 1/-3, Bennett 1/-4, Genatone 1/-2, Kongaika 1/-11, Tupai 1/-1.

### 2003 HOLIDAY BOWL

#15 WSU 28, #5 TEXAS 20

December 30, 2003, San Diego, Calif. – Washington State reached the 10-win plateau for the third time in as many seasons with a 28-20 comeback victory over Texas in the Pacific Life Holiday Bowl. Facing a 10-7 halftime deficit, the Cougars rallied to score three touchdowns in the third quarter and take a 26-10 lead into the final stanza. The second half fireworks began with a 54-yard touchdown pass from Matt Kegel to Sammy Moore with just over nine minutes left in the third. WSU used a trick play to get in the end zone once again four minutes later. Kegel lined up under center, but instead of taking the snap, ran in motion to the right sideline, leaving running back Jonathan Smith alone in the backfield. Smith fumbled the snap, but recovered and ran 12 yards for a touchdown. Two Texas possessions later, the WSU defense continued the onslaught when Jason David recovered a fumble and took it 18 yards for the Cougs’ final touchdown of the game. Washington State’s defense forced a fourth quarter safety to push its total to 28. Moore earned most valuable offensive player honors after converting both of his catches for touchdowns and setting up another with a 51-yard punt return. Sophomore Kyle Basler was named the game’s most valuable defensive player after pinning the Longhorns inside their own five on four occasions.



WASHINGTON STATE	0	7	19	2	28
TEXAS	0	10	0	10	20


TEAM	QT	TIME	SCORING PLAY
UT	2	12:21	Benson 1 run (Pino kick)
WSU	2	:59	Moore 12 pass from Kegel (Dunning kick)
UT	2	:04	Pino 39 field goal
WSU	3	9:23	Moore 54 pass from Kegel (Dunning fail)
WSU	3	5:50	Smith 12 run (Dunning kick)
WSU	3	2:20	David 18 fumble recovery (Dunning block)
UT	4	13:32	Pino 19 field goal
WSU	4	8:41	Team safety
UT	4	4:29	Williams 30 pass from Mock (Pino kick)

**TOTAL OFFENSE** - WSU 65/360/5.5 UT 89/327/3.  
**RUSHING** - WSU 33/162/5/157/1/17: Smith 21/110/1, Bruhn 10/44, Kegel 2/3. UT 40/211/80/131/1/48: Benson 22/83/1, V. Young 9/50, S. Young 1/48, Williams 1/11, Jeffery 1/3, Mock 6/-64.  
**PASSING** - WSU 32/18/2/203/2/54: Kegel 32/18/2/203/2/54. UT 49/20/0/196/1/46: Mock 35/14/0/181/1/46, V. Young 14/6/0/15/0/6.  
**RECEIVING** - WSU: Smith 5/51, Lunde 3/39, Darling 3/26, Harvey 3/15, Moore 2/66/2, Bienemann 2/6. UT: Williams 9/97/1, S. Thomas 4/20, Johnson 3/41, Melton 1/13, Benson 1/12, S. Young 1/9, Scaife 1/4.  
**INTERCEPTIONS** - WSU: none. UT: Crowder 1/0, Geiggar 1/0.  
**PUNTING** - WSU: Basler 7/281/40.1/56. UT: McGee 5/217/43.4/48, Team 1/36/36.0/36.  
**PUNT RETURNS** - WSU: Moore 4/68/17.0/51. UT: S. Young 1/20/20.0/20.  
**KICKOFF RETURNS** - WSU: Moore 5/59/11.4/22. UT: S. Young 3/74/24.6/29, Melton 1/16/16.0/16, Brown 1/15/15.0/15.  
**SCORING** - WSU: Moore 12, David 6, Smith 6, Dunning 2, Team 2. UT: Pino 8, Benson 6, Williams 6.  
**FIRST DOWNS** - WSU: 19/8/11/0. UT: 22/13/7/2.  
**FUMBLES/LOST** - WSU: 0/0. UT: 5/3.  
**PENALTIES/YARDS** - WSU: 6/68. UT: 4/24.  
**POSSESSION TIME** - WSU: 20:41. UT: 39:19.  
**THIRD-DOWN CONVERSIONS** - WSU: 6/14. UT: 8/21.  
**ATTENDANCE** - 61,102  
**WSU TACKLERS (T-P-A)** -- V. Williams 10/6/4, Jackson 10/5/5, Coleman 8/7/1, Cook 6/3/3, Acholonu 4/4/0, Derting 4/4/0, Brown 4/3/1, J. Williams 4/3/1, Paymah 4/2/2, David 3/3/0, Genatone 3/2/1, Bohannon 2/2/0, Hill 2/1/1, Tupai 2/1/1, Davis 1/1/0, Siderius 1/1/0, Frampton 1/1/0, Darling 1/1/0, Bennett 1/1/0, Bruce 1/0/1, Wagner 1/0/1.  
**WSU SACKS** -- Acholonu 3/-30, Jackson 1/-11, Coleman 1/-5, Derting 1/-9, Tupai 1/-9.  
**WSU TFL** - Acholonu 3/-30, Jackson 2/-11, Coleman 1/-5, Derting 1/-9, J. Williams 1/-2, Genatone 1/-1 Tupai 1/-9, V. Williams .5/-1, Cook .5/-1.

# 2013 NEW MEXICO BOWL

## COLORADO STATE 48, WSU 45

**December 22, 2013, ALBUQUERQUE, N.M.** - With less than two minutes to play and Colorado State down by eight points, Shaquill Barrett knew the Rams needed the ball back quickly to finish an improbable comeback against Washington State. Once down by 22 points in the New Mexico Bowl, the Rams got their chance when Cougars running back Jeremiah Laufasa came barreling toward Barrett. That fumble, at the Cougars 33, set up Kapri Bibbs' 1-yard run score and Donnell Alexander's two-point conversion run that tied it at 45 with 33 seconds left. Then, Washington State's Teondray Caldwell fumbled a kickoff return at the 24, setting up Jared Roberts' 41-yard field goal with 3 seconds left that gave Colorado State a 48-45 victory. It was a quarterback shootout that saw close to 800 passing yards combined and a game largely dominated by Washington State until the last 2 minutes. And Colorado State did not have a led the entire game until that winning field goal. Garrett Grayson threw for 369 yards and Bibbs ran for 169 yards and three touchdowns for Colorado State (8-6). The Rams overcame three early turnovers. Meanwhile, Washington State's Connor Halliday threw touchdown passes to six receivers and finished with 410 yards for Washington State (6-7). Those six touchdown passes tied West Virginia's Geno Smith and Iowa's Chuck Long for an NCAA bowl record. After the first touchdown pass, Halliday got into a shouting match with a Colorado State coach when Halliday ran into the Rams' sideline. That exchange created a social media buzz and McElwain vowed to look into it. Washington State scored 35 points in the first half, but had only 10 in the second.



SCORE BY QUARTERS	1	2	3	4	TOTAL
Washington State	21	14	3	7	45
Colorado State	10	13	7	18	48

### SCORING SUMMARY

1st	12:32	WSU	River Cracraft 25 yd pass from C. Halliday (Andrew Furney kick)	6-73 1:48
	11:17	WSU	Gabe Marks 1 yd pass from C. Halliday (Andrew Furney kick)	1-5 0:12
	07:02	CS	LOVETT, Charles 63 yd pass from GRAYSON, Garret (ROBERTS, Jared kick)	8-89 4:11
	05:27	WSU	Theron West 28 yd pass from C. Halliday (Andrew Furney kick)	8-75 1:35
	02:52	CS	ROBERTS, Jared 25 yd field goal	7-64 2:31
2nd	09:55	CS	ROBERTS, Jared 19 yd field goal	19-69 7:05
	06:52	WSU	Vince Mayle 28 yd pass from C. Halliday (Andrew Furney kick)	3-27 1:05
	02:48	WSU	Rickey Galvin 3 yd pass from C. Halliday (Andrew Furney kick)	4-42 1:19
	00:59	CS	BIBBS, Kapri 1 yd run (ROBERTS, Jared kick)	9-75 1:49
	00:00	CS	ROBERTS, Jared 30 yd field goal	5-27 0:24
3rd	10:43	WSU	Andrew Furney 33 yd field goal	9-27 2:32
	10:30	CS	BIBBS, Kapri 75 yd run (ROBERTS, Jared kick)	1-75 0:13
4th	09:35	WSU	Isiah Myers 22 yd pass from C. Halliday (Andrew Furney kick)	11-80 4:36
	02:52	CS	VADEN, Jordan 12 yd pass from GRAYSON, Garret (ROBERTS, Jared kick)	9-72 1:25
	00:33	CS	BIBBS, Kapri 1 yd run (ALEXANDER, Donn rush)	8-33 1:24
	00:00	CS	ROBERTS, Jared 41 yd field goal	3-0 0:27

### TEAM STATISTICS

	WSU	CSU
FIRST DOWNS	24	29
RUSHES-YARDS (NET)	19-10	46-226
PASSING YDS (NET)	410	369
Passes Att-Comp-Int	58-37-1	51-31-1
TOTAL OFFENSE PLAYS-YARDS	77-400	97-595
Fumble Returns-Yards	1-29	0-0
Punt Returns-Yards	2-24	0-0
Kickoff Returns-Yards	4-66	4-52
Interception Returns-Yards	1-8	1-1
Punts (Number-Avg)	6-40.5	5-32.8
Fumbles-Lost	3-2	2-2
Penalties-Yards	10-70	7-48
Possession Time	25:39	34:21
Third-Down Conversions	8 of 17	12 of 22
Fourth-Down Conversions	1 of 1	3 of 3
Red-Zone Scores-Chances	4-5	6-6
Sacks By: Number-Yards	2-22	5-52

### INDIVIDUAL STATISTICS

**RUSHING:** Washington State-Theron West 3-17; T. Caldwell 3-14; Marcus Mason 4-5; Jere. Laufasa 1-2; K. Williams 1-1; C. Halliday 7-minus 49. Colorado State-BIBBS, Kapri 27-169; ALEXANDER, Donn 7-31; GRAYSON, Garret 8-10; MORGAN, Max 1-8; SCHLAGER, Jake 1-4; CARTWRIGHT, Kiv 1-4; HANSLEY, Joe 1-0.

**PASSING:** Washington St.-C. Halliday 37-58-1-410. Colorado St.-GRAYSON, Garret 31-50-1-369; TEAM 0-1-0-0.

**RECEIVING:** Washington State-River Cracraft 9-125; K. Williams 7-72; Gabe Marks 5-37; Theron West 3-50; Isiah Myers 3-45; Rickey Galvin 3-24; Marcus Mason 3-18; Vince Mayle 2-38; Dom. Williams 1-3; T. Caldwell 1-minus 2. Colorado State-ALEXANDER, Jordan 8-60; LOVETT, Charles 5-93; HANSLEY, Joe 4-56; GILLMORE, Crock 4-44; HIGGINS, Rasha 4-42; ALEXANDER, Donn 3-17; CARTWRIGHT, Kiv 2-51; BIBBS, Kapri 1-6.

**INTERCEPTIONS:** UWashington State-Deone Buccannon 1-8. Colorado State-MORGAN, Max 1-1.


**FUMBLES:** Washington State-Theron West 1-0; T. Caldwell 1-1; Jere. Laufasa 1-1. Colorado State-HIGGINS, Rasha 1-1; VADEN, Jordan 1-1.

**SACKS (UA-A):** Washington State-Destiny Vaeao 0-1; Darryl Paulo 1-0; Xavier Cooper 0-1. Colorado State-JAMES, Cory 2-0; JACKSON, Terry 1-0; KAWULOK, Joe 1-0; EDWARDS, Eli 1-0.

**TACKLES (UA-A):** Washington State-Casey Locker 8-7; Justin Sagote 4-11; Darryl Monroe 5-8; Tana Pritchard 3-5; Cyrus Coen 3-4; Kache Palacio 2-5; Damante Horton 5-1; Deone Buccannon 4-1; N. Washington 2-1; Xavier Cooper 1-2; Ioane Gauta 1-2; Kalaf. Pole 0-2; J. Allison 1-0; Jared Byers 1-0; Darryl Paulo 1-0; Lyman Faoliu 1-0; Destiny Vaeao 0-1. Colorado State-DAVIS, Aaron 5-2; PIERRE-LOUIS, K 5-2; BARRETT, Shaqui 4-2; MORGAN, Max 5-0; JAMES, Cory 4-1; MATTHEWS, Trent 2-3; BLAKE, Bernard 3-1; BELL, Shaq 3-1; ODEN, Jasen 2-1; JACKSON, Terry 2-0; MICHEL, Steven 2-0; BIBBS, Kapri 1-0; EDWARDS, Eli 1-0; JANUSKA, Nick 1-0; KAWULOK, Joe 1-0; RICHBURG, Westo 1-0; TONGA, Calvin 0-1.

## WSU 20, MIAMI 14

**EL PASO, Texas** - Luke Falk threw two touchdown passes to lead Washington State to a 20-14 victory over Miami on Saturday in the snowy Sun Bowl. Erik Powell added field goals of 30 and 25 yards to help the Cougars (9-4) win a bowl game for the first time since the 2003 Holiday Bowl. Miami (8-5) lost its sixth consecutive bowl game. Washington State led 20-7 at the half and looked in total control, limiting Miami to three first downs over the second and third quarters. The Hurricanes rallied in a blizzard in the fourth. Braxton Berrios' 60-yard end-around run set up Mark Walton' 5-yard scoring run that cut it to 20-14 with 13:10 left. The Cougars, the top passing team in the nation during the regular season, were shut out in the second half, leaving it to their defense to wrap up the victory. Miami had a 5-yard touchdown pass from Brad Kaaya to Stacy Coley called back on a penalty with 5:14 to play. Two players later, Washington State's Marcellus Pippins recovered Walton's fumble at the 4. After a Cougars punt, the Hurricanes were at the Washington State 28, but an end-over-end halfback pass from Joe Yearby was easily intercepted by Shalom Luani with 2:58 to play to seal it for Washington State. Falk, the game's MVP, was 29 of 53 for 295 yards and no interceptions. He threw touchdown passes of 31 yards to running back Jamal Morrow and 25 yards to receiver Gabe Marks. The scoring play to Morrow, during which he turned up the right sideline and carried two defenders into the end zone, gave Washington State a 7-0 lead. Miami tied it at 7 on a 4-yard pass from Brad Kaaya to Coley. The first quarter ended 7-7, but the Cougars ran off 13 straight points in the second. Kaaya was 17 of 30 for 219 yards with one interception. He appeared to give the Hurricanes a 14-7 lead in the second quarter when he connected in the end zone with receiver Rashawn Scott, but the ball came out of Scott's hands and was intercepted by Peyton Pelluer. One of the keys for the Cougars was winning the turnover battle, 3-1. Washington State fumbled in the second quarter, but the defense forced a three-and-out. On the next series, the Cougars used a 14-play drive to get Powell's first field goal and a 10-7 lead. Washington State made it 17-7 on Falk's TD pass to Marks, and Powell made it 20-7.



SCORE BY QUARTERS	1	2	3	4	TOTAL
Miami	7	0	0	7	14
Washington State	7	13	0	0	20

### SCORING SUMMARY

1st	12:41	WSU	Jamal Morrow 31 yd pass from Luke Falk (Erik Powell kick)	6-75 2:19
	05:45	UM	Stacy Coley 4 yd pass from Brad Kaaya (Michael Badgley kick)	15-69 6:56
2nd	06:33	WSU	Erik Powell 30 yd field goal	14-58 6:13
	01:10	WSU	Gabe Marks 25 yd pass from Luke Falk (Erik Powell kick)	8-71 2:32
	00:00	WSU	Erik Powell 25 yd field goal	4-34 0:26
4th	13:10	UM	Mark Walton 5 yd run (Michael Badgley kick)	2-65 0:33

### TEAM STATISTICS

	MIAMI	WSU
FIRST DOWNS	13	23
RUSHES-YARDS (NET)	29-114	24-82
PASSING YDS (NET)	223	300
Passes Att-Comp-Int	33-18-2	54-30-0
TOTAL OFFENSE PLAYS-YARDS	62-337	78-382
Fumble Returns-Yards	0-0	0-0
Punt Returns-Yards	3-23	2--2
Kickoff Returns-Yards	2-56	0-0
Interception Returns-Yards	0-0	2-3
Punts (Number-Avg)	7-37.6	6-36.8
Fumbles-Lost	3-1	1-1
Penalties-Yards	9-98	5-36
Possession Time	28:55	31:05
Third-Down Conversions	3 of 13	5 of 15
Fourth-Down Conversions	2 of 3	1 of 3
Red-Zone Scores-Chances	2-4	2-2
Sacks By: Number-Yards	2-14	4-33

### INDIVIDUAL STATISTICS

**RUSHING:** Miami-Braxton Berrios 3-72; Joe Yearby 14-63; Mark Walton 8-12; Brad Kaaya 4-minus 33. Washington State-Jamal Morrow 10-71; Keith Harrington 3-12; Gerard Wicks 5-11; Luke Falk 4-minus 1; TEAM 2-minus 11.

**PASSING:** Miami-Brad Kaaya 18-32-1-223; Joe Yearby 0-1-1-0. Washington State-Luke Falk 30-54-0-300.

**RECEIVING:** Miami-Rashawn Scott 5-75; Stacy Coley 4-48; Mark Walton 3-57; Herb Waters 3-17; Chris Herndon 1-18; Braxton Berrios 1-7; David Njoku 1-1. Washington State-Gabe Marks 5-67; River Cracraft 5-63; Jamal Morrow 5-50; John Thompson 3-41; Kyryn Priester 3-17; Dom Williams 2-43; Robert Lewis 2-9; Gerard Wicks 2-0; Tyler Baker 1-6; Kyle Sweet 1-4; Tavares Martin Jr. 1-0.

**INTERCEPTIONS:** Miami-None. Washington State-Shalom Luani 1-3; Peyton Pelluer 1-0.

**FUMBLES:** Miami-Mark Walton 1-1; Rashawn Scott 1-0. Washington State-Gerard Wicks 1-1.


**SACKS (UA-A):** Miami-RJ McIntosh 0-1; D. Jackson 0-1; Tyriq McCord 1-0. Washington State-Destiny Vaeao 1-0; Darryl Paulo 1-0; Ivan McClellan 1-0; Hercules Mata'afa 1-0.

**TACKLES (UA-A):** Miami-Juwon Young 7-3; Jaquan Johnson 5-0; Tyriq McCord 4-1; Dallas Crawford 3-2; Artie Burns 2-1; Jermaine Grace 2-1; Deon Bush 2-1; A. Muhammad 2-1; Corn Elder 2-1; R. Jenkins 2-1; C. Heurtelou 1-2; Tracy Howard 2-0; Michael Jackson 1-0; Trent Harris 1-0; Joe Yearby 1-0; S. Redwine 1-0; Mike Smith 1-0; Chad Thomas 0-1; Kendrick Norton 0-1; Ufomba Kamalu 0-1; Hunter Knighton 0-1; D. Jackson 0-1; RJ McIntosh 0-1. Washington State-Darrien Molton 6-2; Jeremiah Allison 2-4; Frankie Luvu 3-1; Shalom Luani 2-2; Ivan McClellan 2-2; Charleston White 2-2; Taylor Talulu 2-1; Destiny Vaeao 2-1; Calvin Green 1-2; Peyton Pelluer 0-3; Daniel Ekuale 2-0; Nate DeRider 1-1; Hercules Mata'afa 1-1; Colton Teglovic 1-1; Isaac Dotson 1-1; Parker Henry 2-0; Darryl Paulo 1-0; Kache Palacio 1-0; Robert Barber 1-0; Paris Taylor 0-1; Aaron Porter 0-1.

### 2016 HOLIDAY BOWL

MINNESOTA 17, WSU 12

**SAN DIEGO** - Shannon Brooks caught a tipped pass from Mitch Leidner for a 13-yard, go-ahead touchdown in the third quarter and the Minnesota Golden Gophers, beset by turmoil after 10 players were suspended after a sexual assault investigation, upset Luke Falk and the Washington State Cougars 17-12 in the Holiday Bowl on Tuesday night. It was one of the few exciting plays in an otherwise pedestrian edition of what traditionally has been one of the country's most exciting bowl games. WSU cornerback Marcellus Pippins reached up with his right hand and deflected Leidner's pass in the end zone but it went right to Brooks for the TD and a 10-6 lead. That capped an 84-yard, 10-play drive on Minnesota's first possession of the second half. The Golden Gophers (9-4) were looking to regroup after backing down from a threat to skip this game if 10 teammates suspended after a sexual assault investigation weren't reinstated. Their boycott lasted less than 36 hours, with university leadership never blinking. The players backed down amid pressure from many who read details of the allegations. WSU (8-5) ended on a three-game losing streak and was held to its lowest point total of the season. The Cougars had scored more than 50 points four times this season, a school record. The Golden Gophers frustrated Falk most of the game, holding him to 264 yards - 86 below his average - on 30-of-51 passing. Falk didn't crack 200 yards until the final minutes, when he led a drive capped by an 8-yard TD pass to Kyle Sweet. After three tries due to Minnesota penalties, the conversion attempt failed. Minnesota then recovered an onside kick. Falk came in having completed 71 percent of his passes in throwing for 4,204 yards and 37 touchdowns. The Cougars were ranked second in the nation in passing. Falk was intercepted by Adekunle Ayinde on fourth down with 3:05 left. That set up Rodney Smith's 9-yard TD run with 2:06 left for a 17-6 lead. WSU lead 6-3 after a lackluster first half that included just three field goals. The Cougars couldn't get their vaunted Air Raid offense going and crossed the 50 just twice, getting field goals of 26 and 41 yards by Erik Powell. Powell's second field goal was set up when Nnamdi Oguayo hit Leidner and forced a fumble that Isaac Dotson recovered at the Golden Gophers' 38. Minnesota got a 43-yard field goal by Emmitt Carpenter in the second quarter.



SCORE BY QUARTERS	1	2	3	4	TOTAL
Minnesota	0	3	7	7	17
Washington State	3	3	0	6	12

#### SCORING SUMMARY

1st 06:23	WSU	Powell, Erik 26 yd field goal	17-76 6:33
2nd 07:26	MINN	Carpenter, Emmitt 43 yd field goal	6-14 2:53
00:33	WSU	Powell, Erik 41 yd field goal	7-14 1:56
3rd 03:23	MINN	Brooks, Shannon 13 pass rom Leidner, Mitch (Carpenter, Emmitt kick)	10-84 5:22
4th 02:06	MINN	Smith, Rodney 9 yd run (Carpenter, Emmitt kick)	4-31 0:59
00:19	WSU	Sweet, Kyle 8 yd pass from Falk, Luke (Falk, Luke pass failed)	10-79 1:42

#### TEAM STATISTICS

	WSU	MINN
FIRST DOWNS	17	16
RUSHES-YARDS (NET)	23-39	41-150
PASSING YDS (NET)	264	129
Passes Att-Comp-Int	30-51-1	11-20-0
TOTAL OFFENSE PLAYS-YARDS	74-303	61-279
Fumble Returns-Yards	0-0	0-0
Punt Returns-Yards	2-4	2-3
Kickoff Returns-Yards	3-48	3-77
Interception Returns-Yards	0-0	1-23
Punts (Number-Avg)	8-40.5	7-43.9
Fumbles-Lost	0-0	1-1
Penalties-Yards	7-56	10-65
Possession Time	31:06	28:54
Third-Down Conversions	7 of 19	3 of 12
Fourth-Down Conversions	1 of 2	0 of 0
Red-Zone Scores-Chances	3-3	2-2
Sacks By: Number-Yards	2-10	3-28

#### INDIVIDUAL STATISTICS

**RUSHING:** Washington State-Wicks, Gerard 5-26; Morrow, Jamal 5-13; Williams, James 4-12; Falk, Luke 9-minus 12. Minnesota-Smith, Rodney 17-74; Brooks, Shannon 13-51; Leidner, Mitch 10-26; Team 1-minus 1.

**PASSING:** Washington State-Falk, Luke 30-51-1-264. Minnesota-Keidner, Mitch 11-20-0-129.

**RECEIVING:** Washington State-Lewis, Robert 6-86; Weet, Kyle 4-33; Marks, Gabe 4-27; Morrow, Jamal 4-20; Dimry, C.J. 3-33; Martin, Jr., Tavares 3-20; Thompson, John 2-10; Johnson-Mack, Isaiah 2-2; Williams, James 1-29; Wicks, Gerard 1-4. Minnesota-Volitarisky, Drew 5-73; Still Rashad 2-38; Brooks, Shannon 2-10; Wozniak, Nate 1-7; Smith, Rodney 1-1.

**INTERCEPTIONS:** Washington State-None. Minnesota-Ayinde, Adekunle 1-23.

**FUMBLES:** Washington State-None. Minnesota-Leidner, Mitch.

**SACKS (UA-A):** Washington State-Mata'afa, Herc. 1-10; Oguayo, Nnamdi, 1-0. Minnesota-Ralis, Nick 1-12; Coughlin, C. 1-10; Cashman, Blake 1-6.

**TACKLES (UA-A):** Washington State-Luani, Shalom 3-6; Dotson, Isaac 4-4; Thompson, Jalen 7-0; Taylor, Robert 2-6; Luvu, Frankie 4-0; Pelluer, Peyton 4-0; Molton, Darrin 3-1; Barber, Robert 3-1; Oguayo, Nnamdi 2-1; Pippins, Marcellus 2-0; Mata'afa, Hercules 2-0; Tapa, Ngalu 1-1; Hanser, Dylan 1-1; McBroom, Garrett 1-1; Teglovic, Colton 1-0; Moore, Derek 1-0; Ekuale, Daniel 0-1; Fernandez, Kingston 0-1; Broughton, Treshon 0-1. Minnesota-Cashman, Blake 9-3; McGhee, D. 5-3; Travis, Damaris 4-3; Lynn, Jack 3-2; Rallis, Nick 2-3; Durr, Coney 3-1; Coughlin, C. 1-3; Ayinde, Adekunle 3-0; Myrick, Jalen 3-0; Martin, Kamal 2-1; Craighton, Zo 2-0; Ekpe, Scott 1-0; Ekpe, Hendrick 1-0; Celestin, J. 1-0; Elmore, Gaelin 1-0; Jordahl, Payton 1-0; Timms, Yshoub 0-1; Huff, Julian 0-1; Richardson, S. 0-1.

### 2017 HOLIDAY BOWL

NO. 18 MICHIGAN STATE 42, NO. 21 WSU 17

**SAN DIEGO** - Brian Lewerke threw for 213 yards and three touchdowns, and LJ Scott ran for 110 yards and two scores for No. 18 Michigan State, which took advantage of Luke Falk's absence to rout No. 21 Washington State 42-17 in the Holiday Bowl. Lewerke also rushed for 73 yards for Michigan State (10-3), which rebounded from a dismal 3-9 record last year to reach double digits in wins for the eighth time in program history. Falk, who was photographed earlier in the week with a cast on his left wrist, went through warmups but came out in street clothes at game time. He was replaced by redshirt sophomore Tyler Hilinski, who made his first start and eighth appearance of the season. It's unclear precisely when Falk injured the wrist on his non-throwing hand, but he had issues with it throughout the season. Coach Mike Leach refused to give specifics during the week. Hilinski led WSU (9-4) to a 45-yard field goal by Erik Powell on the Cougars' second drive, but the Cougars were overpowered by the Spartans. Lewerke threw the first of two TD passes to Cody White, a 7-yarder midway through the second quarter, when he was flushed to the left but found the receiver in the back of the end zone. On MSU's next possession, Lewerke took the snap and glanced at his running back, which froze the secondary and allowed Felton Davis III to get wide open for a 49-yard scoring pass. Scott scored on a 3-yard run to give the Spartans a 21-3 halftime lead. Early in the third, Lewerke rolled left and had his pass tipped, but a sliding White caught it for a 7-yard touchdown. Lewerke, who finished 13 of 21, was hit hard on a keeper in the third quarter and came out for a few plays. His backup, Damien Terry, scored on a 6-yard keeper to make it 35-3. The Cougars closed the gap when Hilinski threw a 14-yard touchdown pass to Tay Martin late in the third quarter and a 15-yarder to Tay in the fourth quarter. Scott scored on a 28-yard burst up the middle with about six minutes left to play. Hilinski was 39 of 50 for 272 yards and two touchdowns, with one interception. THE TAKEAWAY Washington State: It was the second straight lackluster Holiday Bowl for Leach's Cougars, who lost 17-12 to Minnesota last year. Besides being without Falk, leading receiver Tavares Martin Jr. was kicked off the team after the regular season and third-leading receiver Isaiah Johnson-Mack left the squad. Michigan State: Scott had his third 100-yard game of the season and ninth of his career. Felton had four catches for 118 yards.



SCORE BY QUARTERS	1	2	3	4	TOTAL
Washington State	3	0	7	7	17
Michigan State	0	21	14	7	42

#### SCORING SUMMARY

1st 05:45	WSU	Powell, Erik 45 yd field goal	14-64 6:05
2nd 07:34	MSU	White, Cody 15 yd pass from Lewerke, Brian (Coghlin, Matt kick)	16-81 9:24
04:34	MSU	Davis, Felton 49 yd pass from Lewerke, Brian (Coghlin, Matt kick)	4-63 2:03
00:29	MSU	Scott, LJ 3 yd run (Coghlin, Matt kick)	6-68 2:43
3rd 10:28	MSU	White, Cody 10 yd pass from Lewerke, Brian (Coghlin, Matt kick)	10-67 4:26
05:08	MSU	Terry, Damien 6 yd run (Coghlin, Matt kick)	7-27 3:47
02:06	WSU	Martin, Tay 15 yd pass from Hilinski, Tyler (Powell, Erik kick)	7-80 2:57
4th 08:26	WSU	Martin, Tay 15 yd pass from Hilinski, Tyler (Powell, Erik kick)	9-67 2:57
06:14	MSU	Scott, LJ 28 yd run (Coghlin, Matt kick)	4-46 2:11

#### TEAM STATISTICS

	WSU	MSU
FIRST DOWNS	17	25
RUSHES-YARDS (NET)	8-24	48-227
PASSING YDS (NET)	272	213
Passes Att-Comp-Int	50-39-1	22-13-1
TOTAL OFFENSE PLAYS-YARDS	58-296	70-440
Fumble Returns-Yards	0-0	0-0
Punt Returns-Yards	0-0	0-0
Kickoff Returns-Yards	6-95	2-57
Interception Returns-Yards	1-13	1-1
Punts (Number-Avg)	4-37.8	2-40.5
Fumbles-Lost	2-1	0-0
Penalties-Yards	4-46	6-50
Possession Time	23:18	36:42
Third-Down Conversions	5 of 11	10 of 15
Fourth-Down Conversions	1 of 1	1 of 2
Red-Zone Scores-Chances	2-2	4-4
Sacks By: Number-Yards	1-5	0-0

#### INDIVIDUAL STATISTICS

**RUSHING:** Washington State-Williams, James 3-14; Hilinski, Tyler 5-10. Michigan State-Scott, LJ 18-110; Lewerke, Brian 14-73; Terry, Damien 4-21; London, Madre 4-17; White, Cody 1-9; Holmes, Gerald 6-2; Jackson, T. 1-minus 5.

**PASSING:** Washington State-Hilinski, Tyler 39-50-1-272. Michigan State-Lewerke, Brian 13-21-0-213; Terry, Damien 0-1-0.

**RECEIVING:** Washington State-Williams, James 10-65; Sweet, Kyle 8-52; Martin, Tay 7-51; Patmon, Dezmon 4-38; Morrow, Jamal 4-27; Bell, Renard 4-13; Calvin, Jamire 1-19; Arconado, B. 1-7. Michigan State-Davis, Felton 4-118; White, Cody 3-41; Scott, LJ 2-26; Stewart, D. 2-15; Sokol, Matt 1-12; Rison, Hunter 1-1.

**INTERCEPTIONS:** Washington State-Luvu, Frankie 1-13. Michigan State-Willis, Khari 1-1.

**FUMBLES:** Washington State-Hilinski, Tyler 1-1. Michigan State-None.


**SACKS (UA-A):** Washington State-Mata'afa, Herc. 1-0. Michigan State-None.

**TACKLES (UA-A):** Washington State-Dotson, Isaac 8-2; Taylor, Robert 5-2; Oguayo, Nnamdi 4-1; Rogers, Justus 3-2; Luvu, Frankie 2-2; Thompson, Jalen 2-2; Strong, Marcus 2-2; Woods, Jahad 3-0; Pippins, Mar. 2-0; Begg, Nick 2-0; Ekuale, Daniel 2-0; Mata'afa, Herc. 1-1; Dale, Hunter 1-1; Tago, Logan 0-2; Parker, Kirkland 1-0; Harper Jr, Sean 1-0; Onyekwuku, Chima 1-0; Rodgers, Will 1-0; McBroom, Garrett 0-1. Michigan State-Bachie, Joe 4-2; Frey, Chris 4-2; Morrissey, Matt 2-3; Willekes, Kenny 4-0; Dowell, Andrew 3-1; Cooper, D. 3-1; Simmons, A. 3-0; Dowell, David 3-0; Butler, Josh 1-2; Layne, Justin 1-2; Long, Dominique 2-0; Harrington, S. 1-1; Bullough, Byron 1-1; Williams, R. 1-1; Owens, Gerald 1-0; Jones, Naquan 1-0; Terry, Damien 1-0; Harrell, T.J. 0-1; Person, Tre 0-1; Panasiuk, Mike 0-1; Scanlon, Brett 0-1.

# 2018 ALAMO BOWL

NO. 12 WSU 28, NO. 25 IOWA STATE 26

**SAN ANTONIO** – Gardner Minshew II and that glorious mustache conjured up a final bit of magic in a grand finale for Washington State. The graduate transfer quarterback whose whiskered upper lip was loved and mimicked by Cougars fans all season, threw two touchdown passes and ran for another score in sending No. 12 Washington State to a 28-26 win over No. 25 Iowa State in the Alamo Bowl. Minshew's passing and scrambling earned the Cougars (11-2) a school record for wins in a season. He threw for 299 yards, none of them bigger than a play made out of desperation when Iowa State had all the momentum. After watching a 21-10 lead dwindle to 21-20 by early in the fourth quarter, the Cougars stripped the ball from Iowa State running back David Montgomery at the Cyclones' 30. Minshew, who had been held in check in the third quarter, escaped a third-down pass rush to flip a last-second shovel pass to Tay Martin that went for 20 yards. The play stunned the Cyclones, and Max Borghi scored on a 10-yard run the next play. It was just another big fourth-quarter moment for the transfer from East Carolina who coach Mike Leach had lured out West with the promise he could lead the nation in passing. Minshew was the nation's leading passer in yards per game this season and won the Johnny Unitas Award as the nation's top senior quarterback in a season the Cougars fell one game short of playing for the Pac-12 championship. Nearly all of his completions this season were more orthodox than the flip to Martin. None were bigger for the season and the legacy it set for the program. "I want to say thank you to those coaches, this university and these fans for taking me in," Minshew said. "So glad to be a part of this," he said. "One thing I've always been told is to leave a place better than we found it. This place could be really special." The Cyclones did a good job in bottling him up for much of the game. Iowa State's defense held Washington State 10 points and 135 yards below their season averages and two of the Cougars' touchdowns came on short drives after turnovers. But after Minshew found a way to get Washington State in the end zone, the Cougars' defense made the one play that hit at the end. Iowa State's last chance came after quarterback Brock Purdy scored from a yard out with 4:02 left. The Cyclones went for two, but a pass to Montgomery was stopped well short of the goal line after a false-start penalty pushed the line of scrimmage back to the 8. Iowa State had seven false start penalties and had two players ejected for targeting hits on Minshew. Purdy passed for 315 yards and Cyclones receiver Hakeem Butler caught nine passes for 192 yards, six yards shy of the Alamo Bowl record. Montgomery rushed for 124 yards. The Cyclones (8-5) had rallied from a 1-3 start to finish third in the Big 12, the program's best conference finish in 40 years. **THE TAKEAWAY** Washington State: Minshew completed 9 of 13 passes in the fourth quarter for 78 yards. After Iowa State's final touchdown, he completed three passes, two of them converting third downs, as the Cougars ran out the clock. Iowa State: Turnovers and targeting calls were critical. Purdy threw two first-quarter interceptions and Montgomery's fumble was a game-changer. Iowa State had two key defenders ejected in the second quarter for targeting hits to Minshew. **TOUCH-DOWN TAUNTING** Washington State cornerback Marcus Strong had a long touchdown interception return wiped out in the first quarter when he was flagged for taunting on his way into the endzone. Strong stepped in front of a pass intended for Butler and had a clear path to the goal line. He was penalized because he held the ball out and looked back as Purdy made a futile dive for his feet. Instead of the score, the Cougars got the ball on the Iowa State 20 and scored two plays later when Minshew connected with Renard Bell.



SCORE BY QUARTERS	1	2	3	4	TOTAL
Iowa State	0	10	10	6	26
Washington State	7	14	0	7	28

### SCORING SUMMARY

1st 06:55	WSU	Renard Bell 22 yd pass from Gardner Minshew II (Blake Mazza kick)	3-20 0:53
2nd 06:08	WSU	Gardner Minshew II 7 yd run (Blake Mazza kick)	13-88 5:55
04:26	ISU	Purdy, Brock 9 yd run (Assalley, C. kick)	4-69 1:42
01:02	WSU	Dezmon Patmon 9 yd pass from Gardner Minshew II (Blake Mazza kick)	8-54 3:24
00:00	ISU	Assalley, C. 50 yd field goal	5-42 1:02
3rd 12:11	ISU	Montgomery, Da. 8 yd run (Assalley, C. kick)	7-73 2:49
01:04	ISU	Assalley, C. 23 yd field goal	14-74 6:36
4th 10:24	WSU	Max Borghi 10 yd run (Blake Mazza kick)	4-30 0:53
04:02	ISU	Purdy, Brock 1 yd run (Purdy, Brock pass failed)	5-74 2:46

### TEAM STATISTICS

	ISU	WSU
FIRST DOWNS	22	19
RUSHES-YARDS (NET)	39-200	17-28
PASSING YDS (NET)	315	299
Passes Att-Comp-Int	27-18-2	49-35-0
TOTAL OFFENSE PLAYS-YARDS	66-515	66-327
Fumble Returns-Yards	0-0	0-0
Punt Returns-Yards	0-0	1-4
Kickoff Returns-Yards	2-56	4-108
Interception Returns-Yards	0-0	2-66
Punts (Number-Avg)	3-42.7	6-43.7
Fumbles-Lost	1-1	1-1
Penalties-Yards	10-63	6-65
Possession Time	29:33	30:27
Third-Down Conversions	3 of 10	4 of 11
Fourth-Down Conversions	1 of 1	0 of 0
Red-Zone Scores-Chances	4-4	4-4
Sacks By: Number-Yards	2-7	3-15

### INDIVIDUAL STATISTICS

**RUSHING:** RUSHING: Iowa State-Montgomery, Da. 26-124; Purdy, Brock 10-46; Croney, Sheldon 2-16; Nwangwu, Kene 1-14. Washington State-Gardner Minshew II 6-16; Max Borghi 5-13; James Williams 3-11; TEAM 3-minus 12.  
**PASSING:** Iowa State-Purdy, Brock 18-27-2-315; Washington State-Gardner Minshew II 35-49-0-299.  
**RECEIVING:** Iowa State-Butler, Hakeem 9-192; Montgomery, Da. 4-55; Allen, Chase 1-28; Seonbuchner, S. 1-18; Eaton, Matthew 1-11; Jones, D. 1-6; Akers, Landon 1-5; Washington State-James Williams 7-53; Dezmon Patmon 6-76; Max Borghi 6-22; Jamire Calvin 5-35; Easop Winston, Jr. 4-43; Tay Martin 4-35; Renard Bell 1-22; Calvin Jackson, Jr. 1-7; Travell Harris 1-6.  
**INTERCEPTIONS:** Iowa State-None. Washington State-Marcus Strong 1-66; Jalen Thompson 1-0.  
**FUMBLES:** Iowa State-Montgomery, Da. 1-1. Washington State-James Williams 1-1.  
**SACKS (UA-A):** Iowa State-Bailey, JaQuan 2-0; Harvey, Willie 0-1; Spears, Marcel 0-1. Washington State-Peyton Pelluer 1-0; Misiona Aiolootea-P 1-0; Marcus Strong 1-0.  
**TACKLES (UA-A):** Iowa State-Spears, Marcel 6-3; Rose, Mike 4-3; Peavy, Brian 4-2; Bailey, JaQuan 3-3; Northrup, R. 3-2; Harvey, Willie 1-3; Eisworth, Greg 2-1; Johnson, An. 2-1; Benton, Spencer 2-0; Payne, D'Andre 2-0; Walling, Rory 1-1; White, Lawrence 1-1; Johnson, Jamahl 1-1; Petersen, Zach 0-2; Grant, Jatairis 1-0; Leo, Matt 1-0; Lima, Ray 0-1. Washington State-Peyton Pelluer 7-4; Jahad Woods 5-4; Skyler Thomas 5-4; Marcus Strong 7-0; Jalen Thompson 2-3; Hunter Dale 3-0; Willie Taylor III 2-1; Dominic Silvevs 2-1; Will Rodgers III 0-3; Darrien Molton 1-1; George Hicks III 1-1; Logan Tago 1-1; Taylor Comfort 1-1; Misiona Aiolootea-P 1-0; Deion Singleton 1-0; Nnamdi Oguay 1-0; Nick Begg 0-1; Kainoa Wilson 0-1; Dillon Sherman 0-1; Cassidy Woods 0-1.

MVP Offense: Gardner Minshew II, QB, WSU  
 MVP Defense: Peyton Pelluer, LB, WSU  
 Sportsmanship Award: Marcel Spears Jr., LB, ISU

# 2019 CHEEZ-IT BOWL

NO. 24 AIR FORCE 31, WSU 21

**PHOENIX** – Air Force clung to a three-point lead, the clock showing plenty of time left for one of the nation's most prolific offenses. A field goal was not going to be good enough. The Falcons needed a touchdown to leave Washington State no chance. Going for it on fourth down was the only option - and it worked. Kadin Remsberg ran for 178 yards and stretched to the pylon for a 3-yard touchdown on a late fourth down, lifting No. 24 Air Force to a 31-21 victory over Washington State in the Cheez-It Bowl on Friday night. The Falcons (11-2) had their triple option working to near perfection, grinding out 371 yards rushing while setting a Cheez-It Bowl time of possession record of 43:24. Donald Hammond III scored two touchdowns and Air Force carried a 10-point lead into the fourth quarter, yet couldn't shake the high-scoring Cougars. Anthony Gordon, the FBS passing leader, kept Washington State within reach, throwing for 351 yards and three touchdowns. He hit Brandon Arconado on a 13-yard TD to pull Washington State (6-7) within 24-21 late in the fourth quarter, giving the Cougars a shot at the comeback finish. Air Force methodically worked the ball down to Washington State's 4-yard line, but failed to punch the ball into the end zone on three tries. After a timeout, Hammond ran an option left and pitched the ball to Remsberg, who got the edge and reached the ball to the pylon with a defender draping him. The touchdown was upheld on review. The 2018 game was dubbed the Cheez-INT Bowl after TCU and California combined for nine interceptions. A year later, Air Force and Washington State brought philosophical differences to the desert. The Falcons like to stay grounded, running 57 times a game while finishing third in the FBS at 292.5 yards per game. The Cougars love to fly, putting it up 56 times a game to lead the nation with nearly 450 yards a game. Washington State started the Cheez-It Bowl quickly, racing down the field with a series of completions, only to get stuffed by an Air Force goal-line stand. The Falcons' opening drive was a yard-churning, clock-winding grind, covering 98 yards in 20 plays and 12:23. Hammond capped it with a 1-yard TD run. Air Force's next two drives took less time combined than the first, ending in Jake Koehnke's 28-yard field goal and Taven Birdov's 3-yard run after Gordon lost a fumble at Washington State's 23. The Cougars had two more quick-hitting drives to pull within 17-14 at halftime on Gordon's two TD passes. Air Force went right back to the ground to open the second half, 13 plays, 75 yards, capped by Hammond's 7-yard TD run. Washington State had another fourth-down failure, this one at Air Force's 5-yard line, but bounced back quickly with Gordon's TD pass to Arconado. The Cougars just couldn't stop Air Force and Remsberg's diving TD run capped another long scoring drive to seal it. **THE TAKEAWAY** Air Force won the line of scrimmage and its 11th game of the season, second only to 12-win seasons in 1985 and 1998. Washington State was hurt by the two failed fourth downs and its inability to decipher Air Force's triple option. **FOURTH-DOWN DECISIONS** Leach has been known as a gambler on fourth downs, often preferring to go for it over punting or kicking field goals. He stuck by his decisions at the Cheez-It Bowl, even though neither worked.



SCORE BY QUARTERS	1	2	3	4	TOTAL
Air Force	0	17	7	7	31
Washington State	0	14	0	7	21

### SCORING SUMMARY

2nd 14:52	AFA	HAMMOND III, DJ 1 yd run (KOEHNKE, Jake kick)	20-98 12:23
10:43	WSU	Patmon, Dezmon 2 yd pass from Gordon, Anthony (Mazza, Blake kick)	11-74 4:09
03:39	AFA	KOEHNKE, Jake 28 yd field goal	15-65 7:04
01:19	AFA	BIRDOW, Taven 3 yd run (KOEHNKE, Jake kick)	4-23 2:08
00:24	WSU	Borghi, Max 5 yd pass from Gordon, Anthony (Mazza, Blake kick)	5-75 0:55
3rd 08:19	AFA	HAMMOND III, DJ 7 yd run (KOEHNKE, Jake kick)	13-75 6:41
4th 09:59	WSU	Arconado, B. 13 yd pass from Gordon, Anthony (Mazza, Blake kick)	4-31 1:16
03:50	AFA	REMSBERG, Kadin 3 yd run (KOEHNKE, Jake kick)	10-60 6:09

### TEAM STATISTICS

	AIR FORCE	WSU
FIRST DOWNS	28	15
RUSHES-YARDS (NET)	69-371	8-15
PASSING YDS (NET)	30	351
Passes Att-Comp-Int	12-4-1	42-28-0
TOTAL OFFENSE PLAYS-YARDS	81-401	50-366
Fumble Returns-Yards	0-0	0-0
Punt Returns-Yards	0-0	1-29
Kickoff Returns-Yards	2-19	5-99
Interception Returns-Yards	0-0	1-31
Punts (Number-Avg)	2-38.0	1-46.0
Fumbles-Lost	2-0	1-1
Penalties-Yards	2-20	3-45
Possession Time	43:24	16:36
Third-Down Conversions	4 of 11	3 of 9
Fourth-Down Conversions	3 of 3	2 of 5
Red-Zone Scores-Chances	5-5	3-5
Sacks By: Number-Yards	2-15	0-0

### INDIVIDUAL STATISTICS

**RUSHING:** Air Force-REMSBERG, Kadin 26-178; BIRDOW, Taven 20-108; HAMMOND III, DJ 15-62; MALLARD, Christ 5-17; ERIKSEN, Nolan 1-8; TEAM 2-minus 2. Washington State-Borghi, Max 6-27; Gordon, Anthony 2-minus 12.  
**PASSING:** Air Force-HAMMOND III, DJ 4-12-1-30. Washington State-Gordon, Anthony 28-42-0-351.  
**RECEIVING:** Air Force-WATERS, Ben 2-12; SANDERS, Geraud 1-10; PETERSON, Ben 1-8. Washington State-Arconado, B. 11-167; Winston, Easop 5-43; Borghi, Max 5-31; Patmon, Dezmon 3-22; Bell, Renard 2-27; Martin, Tay 1-58; Harris, Travell 1-3.  
**INTERCEPTIONS:** Air Force-None. Washington State-Thomas, Skyler 1-31.  
**FUMBLES:** Air Force-REMSBERG, Kadin 2-0. Washington State-Gordon, Anthony 1-1.  
**SACKS (UA-A):** Air Force-DONALDSON, Gran 1-0; FIFITA, Mosese 1-0. Washington State-None.  
**TACKLES (UA-A):** Air Force-KAUPPILA, Garre 6-0; JOHNSON, Kyle 4-2; LEWIS, Zane 5-0; DONALDSON, Gran 3-1; THEIL, Grant 3-1; FIFITA, Mosese 1-2; FEJEDELEM, Jere 0-3; TAYLOR, Corvan 2-0; LAUFENBERG, Nol 2-0; KSIAZEK, Jake 0-2; KING, Nathan 1-0; MEEKS, Demonte 1-0; BUGG III, Mito 1-0; KINAMON, Dane 1-0; HERRERA, Christ 0-1. Washington State-Woods, Jahad 10-10; Beekman, Bryce 7-1; Aiolootea-Pei 3-4; Stone, Ron 5-1; Rogers, Justus 4-2; Thomas, Skyler 3-3; Hicks, George 3-3; McDougall, L. 3-2; Block, Karson 1-4; Kwete, Cosmas 3-1; Strong, Marcus 2-1; Ross, Tyrese 2-1; Brown, Travion 1-2; Oguay, Nnamdi 1-1; Djibril, Halid 1-0.



**ADMINISTRATION**





A nationally respected university leader, Kirk H. Schulz became the 11th president of Washington State University and a tenured professor in the Gene and Linda Voiland School of Chemical Engineering and Bio-engineering on June 13, 2016.

President Schulz is guiding WSU's transformation into one of the nation's top 25 public research universities, one that offers exceptional research and innovation. He has also pledged a university-wide focus on providing a transformative educational experience to undergraduate and graduate students to ensure their success in the classroom and after graduating from WSU.

Prior to arriving at Washington State, Shultz served as president of Kansas State University for seven years, guiding the university to a number of significant achievements, including:

- Enrollment reached a record 24,766 students in fall 2014.
- Private giving increased from \$84.9 million to \$211 million in a four-year period.
- With more than 40,00 members, Kansas State has ranked No. 1 in the Big 12 for 18 consecutive years for the percentage of graduates who are members of the alumni association.
- Campus facilities were expanded significantly, including construction of a welcome center, theater, academic facilities and a football complex.
- The University won three Big 12 Athletic Conference championships in two years: football (2012), men's basketball (2013), and baseball (2013).
- KSU was selected as home for the \$1.2 billion Department of Homeland Security National BioAgro Defense Facility (NBAF).

In addition, he was the chair of the NCAA board of governors, the association's highest-ranking committees. As chair, he helped oversee issues across the association. His term ended in January 2017.

Under Schulz's leadership, Kansas State University was selected a Friend of the Flint Hills by the Flint Hills Discovery Center Foundation in spring 2014. The award recognizes the university's contributions to the Konza Prairie, one of the last remaining tallgrass prairies in North America.

Before his appointment at KSU, Schulz served as vice president for research and economic development at Mississippi State University. He has also served on the faculty at Michigan Technological University and the University of North Dakota.


Schulz is active in several professional societies including the American Institute for Chemical Engineers and the American Society for Engineering Education. In recognition of achievements in the field of Chemical Engineering, he was selected as a fellow in both the American Society of Engineering Education and the American Association for the Advancement of Science.

He is active in the Boy Scouts of America and served as president of the Coronado Council. In 2013, he was recognized with the Distinguished Eagle Scout Award from the National Eagle Scout Association. Schulz also served various roles on the boards of Cereal Food Processors, the Greater Manhattan Community Foundation, the Kansas Bioscience Authority, and the Accreditation Board for Engineering and Technology.

He is married to Dr. Noel Nunnally Schulz, who serves as a professor in the Voiland College of Engineering and Architecture, Washington State University. Prior to her arrival at WSU, Dr. Schulz served as the associate dean for research and graduate programs in the College of Engineering and the Paslay Professor of Electrical Engineering at Kansas State University.

They have two sons, Tim and Andrew.





Since arriving in Pullman, Washington State Director of Athletics Patrick Chun has overseen an incredible transformation of Cougar Athletics, both on the fields and courts of competition and off. From record setting student-athlete academic achievements to unprecedented fundraising totals; from transformative facility projects to innovative student-welfare programming, all based on UNLEASH, a comprehensive strategic plan Chun led upon his arrival.

In January 2018, Chun became the school's 14th Director of Athletics and the first Asian-American athletic director to lead a Power Five school. He also had another first in 2019, becoming the first WSU athletics leader to be named Under Armor Athletic Director of the Year. Chun include the development of UNLEASH, a strategic plan for the advancement of WSU Athletics

Under his leadership, Cougar programs have reached NCAA Championships in 10 sports, while 46 WSU student-athletes earned All-American honors, 110 All-Conference honors, 638 Academic All-Conference honors and five conference champions. The Cougars have seen program-best performances from multiple sports, with football entering the 2021 season having played in five-consecutive bowl games for the first time in school history, while women's soccer reached the College Cup in 2019 for the first time. Women's volleyball enters 2021 with five-straight NCAA appearances while men's basketball in 2019-20 had its most wins since 2011-12 and won its Pac-12 Tournament opening round for the first time since 2009.

In the classroom, the academic performance of WSU student-athletes has set or tied program highs for cumulative GPA in five of the last six semesters entering the Fall of 2021, including a department record 3.35 semester GPA in the Spring of 2020. WSU also posted its highest Graduation Success Rate ever in 2018-19.

Chun has spearheaded several initiatives to improve the student-athlete experience and their welfare, including enhancements to mental health awareness, which resulted in WSU Athletics being awarded the Washington State Psychological Association's Public Citizen Award in 2018. WSU Athletics is also committed to diversity and inclusion efforts, working closely with WSU's Student-Athlete Advisory Committee and the Black Student-Athlete Association to increase education and programming.

Under his leadership, Cougar fundraising has been revitalized, setting all-time highs in annual giving and total donations since his arrival. In March of 2021, Chun's guidance secured an \$11 million field naming rights agreement with GESA Credit Union, through a partnership with Learfield | IMG College, resulting in Gesa Field at Martin Stadium. WSU Athletics raised a record \$7.6 million in annual fund donations and a record \$15 million in overall contributions in his first year. WSU improved on both totals in 2018-19 and, in 2019-20, WSU Athletics raised a program-record \$26 million in overall giving. In 2020-21, Cougar Athletics raised a program-record \$30 million. Prior to the 2019-20 academic year, WSU completed fundraising for a \$10 million renovation of its baseball stadium, the first athletics facility at WSU funded completely by private donations that was completed in the Fall of 2020.

Chun has been a national and conference leader since 2018, serving a four-year term on the prestigious NCAA Division I Council, a high-level group responsible for the day-to-day decision-making for Division I. Chun also serves on the NCAA Division I Strategic Vision and Planning

Committee as well as on the NCAA Division I Committee on Competitive Safeguards and Medical Aspects of Sports. In the Spring of 2021, Chun was appointed as the National Association of Collegiate Directors of Athletics's (NACDA) 3rd Vice President and serves on its Executive Committee. Most recently, he was selected as the Pac-12 Conference's lone representative on the NCAA's Constitution Committee. In 2020, he was named co-chair for the newly formed Pac-12 ImPACt Leadership Council which serves as an advisory group for Social Justice & Anti-Racism within the conference. Chun completed a three-year term on the NCAA Division I Baseball Committee in 2016 and served on the Division I Baseball Rules Committee from 2016-17. He previously served on the executive committee for the National Association for Athletics Development Directors (NAADD) and was a longtime board member for the Columbus, Ohio chapter of the National Football Foundation and College Hall of Fame.

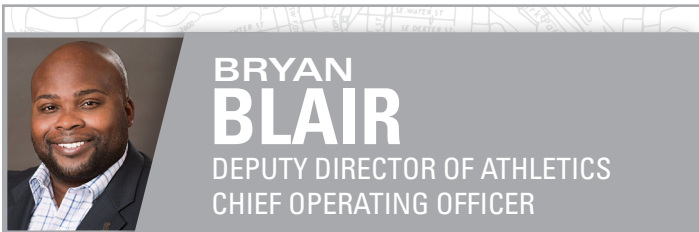
Prior to arriving in Pullman, Chun spent five-and-a-half years leading Florida Atlantic University Athletics and the previous fifteen years at Ohio State University in a multitude of roles from 1997 through 2012, culminating in his role as the executive associate athletics director.

During his time at Florida Atlantic, Chun guided the Owls to unprecedented successes across academics, athletics, student-athlete development and fundraising. His top priority upon arriving at FAU was academics, which saw tremendous growth. During his tenure, FAU student-athletes posted a combined GPA above 3.0 for the first time in school history. School records were also posted for Graduate Success Rate (GSR) and Academic Progress Rate (APR) in 2016-17.

FAU Athletics rose to some of its greatest heights in competition during Chun's tenure, winning multiple championships, both individual and team, and numerous national and conference awards. Chun's focus on the complete student-athlete was highlighted by the 2016 National Association of Academic Advisors (N4A) Model Practices Award, awarded to FAU for displaying best practices in their programming for student-athletes. In December 2015, the university announced the largest single gift in its history, \$16 million from the Schmidt Family Foundation.

Prior to FAU, Chun spent fifteen years at his alma mater, Ohio State. In his last role at Ohio State, Chun provided leadership and oversight for all facets of the external relations division from 2009-12. In the four years of overseeing the external relations division, Chun oversaw record fundraising years of \$42 million in 2012, \$41 million in 2011, and \$39 million in 2010. Chun also was a lead member of the athletics department senior team that negotiated the then-largest multimedia rights deal in intercollegiate athletics history: a 10-year, \$128 million partnership with IMG College in 2009. Chun also served as the daily administrative liaison with the football program.

A native of Strongsville, Ohio, Chun earned a Bachelor's Degree from Ohio State University and a Master's degree from Duquesne University. He and his wife, Natalie, also an OSU alumna, have three daughters (Vanna, Kennedy and Gretta) who enjoy their dog (Little Brother).



Bryan B. Blair is in his fourth year at Washington State, currently serving as the Deputy Director of Athletics and Chief Operating Officer (COO) for the athletic department, which includes 17 sports and over 450 student-athletes competing in the Pac-12.

A veteran leader and former Division I football student-athlete, Blair has broad college athletics experience, including the Pac-12, SEC, SoCon, C-USA and NCAA national office. As Deputy AD, he oversees many of the day-to-day functions of the department, and is charged with the development and ongoing execution of WSU Athletics' Strategic Plan, UNLEASH. He has also spearheaded WSU Athletics' efforts regarding name-image-likeness.

Blair has assisted Director of Athletics, Pat Chun, on several coaching searches, including the hiring of Head Football Coach Nick Rolovich, Head Men's Basketball Coach Kyle Smith, Head Baseball Coach Brian Green and Head Women's Tennis Coach Raquel Atawo. He also leads the group of sport administrators charged with providing day-to-day oversight of WSU's varsity sports. The group develops consistent policies/procedures and each sport administrator oversees all aspects of their respective program(s), including public relations, personnel, budgeting, capital projects, fundraising, student-athlete welfare and overall program evaluation.

Blair personally serves as sport administrator for nine of WSU's 17 sports - Swimming, Tennis, Men's and Women's Cross-Country, Men's and Women's Indoor and Outdoor Track and Field, and Football.

His work with Cougar Football has included negotiating with Home Box Office (HBO) for the Cougar's appearance on the inaugural "24/7 College Football" series, one of four programs selected nationally, overseeing postseason bowl selection/planning, representing WSU on the Pac-12 Football Working Group, and leading non-conference scheduling. The Cougars' future football scheduling is highlighted by securing an SEC opponent to visit Pullman for the first time in school history.

In addition to his senior leadership and sport oversight responsibilities, Blair supervises several department units:

- Student-Athlete Development
- Strength & Conditioning
- Equipment Services
- Performance Nutrition
- Sports Medicine
- Gray W Dining Services
- Cougar Concessions

He also manages the Cougars' relationship with Nike, and serves as the department's first ever Chief Diversity Officer. Since arriving at WSU, Blair has led several diversity and inclusion initiatives, including the formation of the department's Diversity, Equity & Inclusion Council in August of 2019.

Since arriving at WSU, Blair has engaged the broader university as a campus partner highlighted by his appointment to the Executive Budget Council co-chaired by WSU's Provost and VP/CFO, which has been charged with proposing a holistic budget model that incentivizes revenue growth, supports the system strategic plan and promotes accountability/transparency. He was selected by WSU's President Kirk Schulz to serve on one of five Campus Culture & Climate Working

Groups, and as co-chair of the Student Experience concept team for WSU's system-wide strategic planning efforts.

Blair's work has been recognized nationally, where he has been featured as an author, speaker, and industry leader on various topics. In 2021, he was selected for the inaugural LEAD1 Diversity Fellowship Program. The LEAD1 Association ("LEAD1") represents the athletic directors of the Football Bowl Subdivision (FBS). For this inaugural class, the Committee executed an exhaustive search process to select the 12 candidates most ready to assume the athletics director position. He was also named one of the top Assistant ADs in the nation by Silver Waves Media. Silver Waves Media compiled the list after months of research and consulting with coaches, presidents, search firms and numerous influencers in the college sports industry.

In 2020, Blair was selected to USA Weightlifting's Nominating & Governance Committee. USA Weightlifting supports US athletes in achieving excellence in Olympic and World competition. Blair was also named to the National Sports Forum's Steering Committee. The National Sports Forum is the largest annual cross-gathering of sports executives from marketing, sales, sponsorship, and more. Attendees represent a broad spectrum of teams, leagues, agencies and corporate partners (e.g. NFL, NBA, MMA, Racing, etc.). He was also named to the Board of Directors for the Minority Opportunities Athletic Association (MOAA).

He currently serves as a charter member of the Wofford College Young Alumni Leaders Council. The group was formed with the intention of helping to review key issues facing the college, and to think strategically about Wofford's position in its segment of the national higher education community. In addition, Blair annually serves as a judge for the Women's Sports Foundation Tara VanDerveer Fund, and previously served on the Board of Directors for the National Association for Athletics Compliance (NAAC) and the NCAA Progress-Toward-Degree Waiver Committee.

In 2017, Blair was selected as one of 25 senior-level administrators from across the country to participate in the prestigious NCAA Pathway Program. The year-long, experiential learning program is designed to elevate those currently in senior-level positions within athletics administration to the next step in reaching their goal of becoming directors of athletics. Blair is also a proud graduate of the NCAA's Dr. Charles Whitcomb Leadership Institute, where he was peer-selected as the graduation speaker for the 2013 class.

Blair arrived in Pullman after spending the previous four plus years at Rice University, where he served as a senior associate athletic director. At Rice, he served as a member of the athletics department's senior leadership team, overseeing sports medicine, strength & conditioning, sports nutrition, compliance, and six of the department's 16 NCAA Division I sports. In addition, Blair served as the advisor for the Student-Athlete Advisory Committee (SAAC).

Previous stops in his career include the University of South Carolina, where he served as the primary compliance contact for Women's Basketball and hall of fame coach Dawn Staley, a previous position at Rice and the NCAA national headquarters.

A former Division I football student-athlete, Blair graduated from Wofford College in Spartanburg, S.C. As a team captain of the perennial FCS power, he served on SAAC and was recognized as Defensive Lineman of the Year, his final season. The Bennettsville, S.C. native went on to receive his law degree from the University of South Carolina School of Law.

Blair and his wife, Jenna, are loving parents to daughter Brielle, son Beau, and "puppy", Kongo.





### JAKE DICKERT

HEAD COACH  
DEFENSIVE COORDINATOR / LINEBACKERS  
FIRST YEAR

Jake Dickert is in his first season leading the Washington State football team, having been named the program's 34th head coach on Nov. 27, 2021.

Dickert served as the Cougar's interim coach over the final five games of the 2021 season, leading WSU to a 3-2 record with wins over Arizona State, Arizona, and concluded the regular season with a dominating 40-13 Apple Cup victory in Seattle. The win snapped a seven-game skid to Washington and ended as WSU's largest margin of victory in series history.

Under Dickert's leadership, the Cougars have seen increases in scoring (+6.5 ppg), rushing yards (+44.7 ypg) and total offense (+36.4 ypg), while allowing fewer points (-3/5 ppg), passing yards (-46.0 ypg) and opponents' total offense (-30.7 ypg).

The Cougar defense has been a huge spark in 2021, leading the Pac-12 with 27 takeaways, which also ranks tied for third nationally, while also being second in the Pac-12 and tied for ninth nationally in turnover margin.

Fourteen Washington State players earned All-Pac-12 Conference honors in 2021 under Dickert, the most since 2003 for the Cougar program. The honors included Jayden de Laura being named the Pac-12 Offensive Freshman of the Year, and three first-team selections: right tackle Abe Lucas, EDGE Ron Stone, Jr. and kicker Dean Janikowski.

Entering the 2021 season, Dickert was in his second year as WSU's defensive coordinator. In his first season in Pullman, the Washington State defense produced four All-Pac-12 Conference selections including linebacker Jahad Woods, who was second on the team with 31 tackles and led the team with 4.5 tackles-for loss. The Cougars led the league with eight forced fumbles and was fourth in rush defense (154.8), a 30-yard improvement from the previous season.

Dickert owns 14 years of collegiate coaching experience and arrived at WSU after working three seasons at the University of Wyoming (2017-19) including the 2019 campaign as the defensive coordinator while working with the linebackers and safeties.

In 2019, the Cowboys were sixth in the country in red zone defense, No. 11 in the country in rush defense (107.1) and scoring defense (17.8), No. 40 tackles-for-loss (83) and No. 43 in total defense. Dickert saw four Cowboys earned All-Mountain West Conference honors led by second-team All-American linebacker and Butkus Award Finalist Logan Wilson while redshirt-freshman defensive end Solomon Byrd was named a Freshman All-American by the Football Writers Association of America.

Dickert originally joined the Wyoming football staff in February, 2017 and coached the safeties for the 2017 and 2018 seasons before he was promoted to defensive coordinator in 2019 where he started the season coaching the linebackers and later coached the safeties. In his three seasons at Wyoming, Dickert coached a pair of future NFL safeties including three-time first-team All-Mountain West Conference pick Andrew Wingard and saw four players earn All-MWC honors in 2019 while another earned 2019 Freshman All-America accolades on the defensive line.

In 2018, Wyoming's defense was among the best in the nation, finishing the season No. 19 in total defense (326.2), No. 25 in rushing defense (129.5), No. 28 in scoring defense (22.0) and No. 32 in pass defense (196.7). Dickert coached senior safeties Andrew Wingard and Marcus Epps as Wingard ended his career tied for the Mountain West Conference career tackle record with 454. Wingard earned First Team All-Mountain West honors for the third consecutive

season after being named to the preseason watch lists for the Chuck Bednarik, Bronko Nagurski and Jim Thorpe Awards in both 2017 and 2018. Epps concluded his career as the only three-time team captain in the modern era of Cowboy Football, recorded 325 career tackles and was a finalist for the 2018 Burlsworth Trophy, which is awarded to the nation's most outstanding player who began his career as a walk-on. Epps was selected in the sixth round of the 2019 NFL Draft by the Minnesota Vikings where he played in seven games before playing in eight more with the Philadelphia Eagles. Wingard played in the 2019 East-West Shrine Game, was invited to the 2019 NFL Draft Combine and signed a free-agent contract with the Jacksonville Jaguars where he played all 16 games and made two starts as a rookie.

In his first season at Wyoming, Dickert help the 2017 Cowboy defense become one of the best groups in the country as they led the country in takeaways (38), ranked ninth in scoring defense (17.5), were first in fumbles recovered (18), second in interceptions (20), eighth in defensive touchdowns scored (4 TD), No. 13 in pass defense (174.9) and No. 23 in total defense (335.2). Dickert coached first-team All-Mountain West strong safety Wingard while the safety tandem of Wingard and Epps led the Pokes in interceptions in 2017, with five and four interceptions, respectively.

Before arriving at Wyoming, Dickert spent the 2016 season as the safeties coach and co-special teams coordinator at South Dakota State. Earlier in his career, Dickert was a part of Bohl's coaching staff at North Dakota State from 2008-10.

In his one season on the South Dakota State coaching staff, Dickert helped guide the Jackrabbits to the 2016 Missouri Valley Football Conference Championship and a No. 8 seed in the 2016 NCAA Football Championship Subdivision (FCS) Playoffs, where they advanced to the FCS National Quarterfinals.

As defensive coordinator and linebackers coach at Minnesota State, Mankato for the 2014 and 2015 seasons Dickert was part of a coaching staff that led the Mavericks to back-to-back Northern Sun Intercollegiate Conference (NSIC) championships and consecutive NCAA Division II Playoff berths, earning their way to the 2014 National Championship Game. Minnesota State posted a combined record of 24-3 over that two-year span. Dickert's 2014 defense ranked second in the nation in scoring defense (12.9), fourth in turnovers gained, No. 12 in pass defense efficiency and No. 15 in total defense. In 2015, the Mavericks ranked fifth in the nation in scoring defense (16.1), third in rushing defense, seventh in pass defense efficiency and sixth in total defense. He coached 16 All-Conference players, three First Team All-Americans and a two-time Northern Sun Intercollegiate Conference Defensive Player of the Year.

In his first season as a college defensive coordinator in 2013 at Augustana, Dickert's defense ranked No. 20 in the nation at the NCAA Division II level in scoring defense, giving up only 19.5 ppg. Augustana ranked second in the NSIC in pass defense, third in rushing defense and third in total defense. He coached five All-Conference players at Augustana.

In 2012, he served as the defensive backs coach at Southeast Missouri State. The Redhawks ranked No. 18 in the nation in turnovers gained (25) and No. 23 in interceptions (13). Southeast Missouri State ranked No. 2 in the Ohio Valley Conference in pass defense. Dickert also coached a First Team All-Conference strong safety at Southeast Missouri.

Dickert spent the 2011 season as the special

### HEAD COACHING RECORD

YEAR	SCHOOL	RECORD	BOWL
2021	Washington State	3-2 (3-1 Pac-12)	Sun Bowl

### COACHING CAREER

2020-Present	WASHINGTON STATE <i>Head Coach (2021)</i> <i>Defensive Coordinator / Linebackers</i>
2017-19	WYOMING <i>Defensive Coordinator / Linebackers (2019)</i> <i>Safeties (2017-18)</i>
2016	SOUTH DAKOTA STATE <i>Co-Special Teams Coordinator / Safeties (2016)</i>
2014-15	MINNESOTA STATE - MANKATO <i>Defensive Coordinator / Linebackers</i>
2013	AUGUSTANA <i>Defensive Coordinator / Defensive Backs</i>
2012	S.E. MISSOURI STATE <i>Defensive Backs</i>
2011	SOUTH DAKOTA <i>Special Teams Coordinator / Defensive Backs</i>
2009-10	NORTH DAKOTA STATE <i>Safeties</i>

### PLAYING CAREER

2002-06	WISCONSIN-STEVENS POINT <i>Wide Receiver</i>
---------	---

### EDUCATION

MA, General Ed.	WISCONSIN-STEVENS POINT, '09
BA, Secondary Math Ed.	WISCONSIN-STEVENS POINT, '07

teams coordinator and defensive backs coach at South Dakota, where the Coyotes ranked second in the Great West Conference in fewest passing yards allowed and interceptions. He coached three All-Conference performers while at South Dakota and his special teams units ranked in the Top 10 in the nation in punting average and net punting and had an individual rank in the Top 10 in punt return yards.

He joined the North Dakota State coaching staff in 2008 as a defensive graduate assistant on Bohl's staff. In 2009 and 2010, he was elevated to serve as safeties coach for the Bison. The 2010 NDSU team advanced to the FCS National Quarterfinals. Dickert began his college coaching career in 2007 as a defensive graduate assistant at his alma mater, Wisconsin-Stevens Point.

He played football at Wisconsin-Stevens Point from 2002-06 where he earned All-Wisconsin Intercollegiate Athletic Conference (WIAC) honors as a wide receiver his senior season of 2006 and was named his team's Wide Receiver of the Year both his junior and senior seasons. Dickert earned his bachelor's degree in secondary math education from Wisconsin-Stevens Point in 2007, and completed his master's degree in general education, also from UW-Stevens Point in 2009.

He and his wife, Candice, have three children, daughter Rylee and sons Jett and Jace.

**TV ROSTER - COUGAR COACHING STAFF**



Jake Dickert  
Head Coach  
Defensive Coord. / LB  
(Field)




Mac Alexander  
Special Teams GA  
(Booth)



Andre Allen  
Wide Receivers  
(Field)



Mark Banker  
Safeties  
(Booth)



Jesse Bobbit  
Defensive GA  
(Field)




Dwain Bradshaw  
Head Strength/Conditioning  
(Field)



A.J. Cooper  
Defensive Line  
(Field)



Jason Cvercko  
Chief of Staff  
(Field)



Dan Ferrigno  
Offensive Assistant  
(Booth)



Richard Guarascio  
Asst. Strength/Conditioning  
(Field)



Tim Hicks  
Asst. Strength/Conditioning  
(Field)



Kyle Krantz  
Special Teams Coord.  
(Field)



Jordan Malone  
Cornerbacks  
(Field)



Dan Morrison  
Quarterbacks  
(Booth)



Dennis McKnight  
Offensive Line  
(Field)



Ryan Robinson  
Director of Operations  
(Field)



Max Silver  
Defensive GA  
(Booth)



Brian Smith  
Associate Head Coach  
Offensive Coord. / RB  
(Field)

### 2021 ROSTER

#### NUMERICAL

NO	NAME	POS
0	WATSON, Jaylen	DB
1	HARRIS, Travell	WR
1	HILL JR., Tyrone	DB
2	JACKSON, Chris	DB
3	ISOM, Daniel	DB
3	McINTOSH, Deon	RB
4	ARCHIE, Armauni	DB
4	de LAURA, Jayden	QB
5	BAZIL, Jouvensly	RB
5	LANGFORD, Derrick	DB
6	OLLIE, Donovan	WR
6	SMITH-WADE, Chau	DB
8	JACKSON JR., Calvin	WR
8	MARSH, Armani	DB
9	BELL, Renard	WR
9	WILSON, Ben	LB
10	GABALIS, Victor	QB
10	STONE JR., Ron	EDGE
12	HOBERT, Joey	WR
13	IRVIN, Chris	QB
13	WOODS, Jahad	LB
15	QUINN, Mitchell	WR
16	ANDERSON, Justin	DB
16	WARD, Xavier	QB
17	LOHRENZ, Justin	EDGE
17	POSPISIL III, Billy	WR
18	GUARANTANO, Jarrett	QB
18	HICKS III, George	DB
19	BUCHANAN, Marshawn	WR
19	OYWAK, Alphonse	DB
20	NAULU, Peni	RB
20	ROFF, Quinn	EDGE
21	BORGHI, Max	RB
21	SHEPHERD, Adrian	DB
22	SAWYER, Jaxon	DB
23	FORD-DEMENT, Kaleb	DB
24	MATHERS, Cooper	LB
25	HICKS, Jaden	DB
25	WATSON, Nakia	RB
26	GROVER, Anderson	WR
27	BOYLE, Andrew	K/P
27	TAYLOR III, Willie	EDGE
28	BLENMAN, Jhamell	DB
28	KATZER, Kannon	RB
29	FA'AMOE, Fa'alili	DL
29	SHUMPERT, Reed	WR
30	LATAIMUA, Jackson	DB
31	ESCORCIA, Hunter	DB
32	MOKU, Tanner	DB
33	KIMMINS, Henry	DB
33	NEAL JR., Leon	WR
34	BONTEMPS, Arna	DB
34	SAMARZICH, Simon	LS
35	HAYES, Deonte	DB
35	MOORE, C.J.	WR
36	HORNER, Tre	DB
37	PAINE, Dylan	WR
37	ROGERS, Justus	LB
38	HABERER, Nick	P
38	THORNTON, Zane	DB
39	HALL, Jaedon	DB
41	CLINTON, Dylan	WR
42	BOWEN, Jake	WR
43	MIKA, Kson	RB
43	SKOBIS, Jacob	DB
44	LOPEZ, Gabriel	EDGE
45	KAMANA, Carter	WR
45	STEVENSON, Raam	EDGE
46	NORAH, Cole	DB
47	WILLIAMS, Tyler	LS
48	MUJAHID, Amir	DL
49	BARTHIEL, Gavin	LB
49	JANIKOWSKI, Dean	K

#### ALPHABETICAL

NO	NAME	POS	HT	WT	YR	EXP	MAJOR / INTEREST*	HOMETOWN (PREVIOUS SCHOOL)
16	ANDERSON, Justin	DB	6-1	181	So.#	SQ	Communications	East Palo Alto, Calif. (Menlo-Atherton HS)
4	ARCHIE, Armauni	DB	6-0	187	RS-So.#	1V	Sport Management	Vallejo, Calif. (El Cerrito HS)
94	ASHBY, Moon	EDGE	6-4	220	So.#	1V	Business	San Jose, Calif. (Valley Christian HS)
53	BAKER, Ricky	LB	5-11	220	RS-Jr.#	SQ	Finance	Monroe, Wash. (Monroe HS)
49	BARTHIEL, Gavin	LB	6-1	219	Fr.	HS	Chemical Engineering*	Valdosta, Ga. (Lake Gibson HS (Fla.))
5	BAZIL, Jouvensly	RB	5-10	185	RS-So.#	1V	Humanities	Naples, Fla. (Golden Gate HS)
9	BELL, Renard	WR	5-8	165	Gr.	4V	Social Science/PB-Humanities	Los Angeles, Calif. (Cathedral HS)
28	BLENMAN, Jhamell	DB	5-9	181	Fr.	HS	Communications*	Playa del Rey, Calif. (St. Bernard HS)
34	BONTEMPS, Arna	DB	6-1	172	Fr.	HS	Business*	Whittier, Calif. (La Serna HS)
21	BORGHI, Max	RB	5-10	205	Sr.#	2V	Criminal Justice	Arvada, Colo. (Pomona HS)
42	BOWEN, Jake	WR	6-3	210	Fr.	HS	Undecided	Vancouver, Wash. (Union HS)
27	BOYLE, Andrew	K/P	6-2	193	RS-So.#	1V	General Biology	Camas, Wash. (Camas HS)
82	BROWN, Travion	LB	6-3	230	Jr.#	1V	Criminal Justice*	Moreno Valley, Calif. (Linfield Christian HS)
19	BUCHANAN, Marshawn	WR	5-11	181	So.#	SQ	Sport Management	Victorville, Calif. (Adelanto HS)
63	CARLSON, Carter	EDGE	6-2	227	So.#	SQ	Political Science*	Olympia, Wash. (Capital HS)
92	CARRELL, Sam	DL	6-4	265	Fr.	HS	Communication*	Albuquerque, N.M. (Sandia HS)
41	CLINTON, Dylan	WR	5-8	175	RS-Fr.	HS	Digital Technology & Culture	Bellflower, Calif. (St. John Bosco HS)
54	CROWDER, Ahmir	DL	6-3	295	RS-Jr.#	1V	Human Development	Los Angeles, Calif. (Crenshaw HS)
4	de LAURA, Jayden	QB	6-0	190	So.#	1V	Criminal Justice	Honolulu, Hawaii (St. Louis HS)
65	DIEU, Brock	OL	6-3	289	Fr.	HS	Mechanical Engineering*	Queen Creek, Ariz. (Casteel HS)
90	DUNKER JR., Lucas	K	6-0	222	So.	TR	Business	Frederick, Colo. (Garden City CC)
78	ECHIVARRIA, Jesus	DL	6-2	290	RS-Sr.#	1V	Digital Technology & Culture	Everett, Wash. (Archbishop Murphy HS)
68	ECKERT, Alec	DL	6-1	258	Fr.	HS	Entrepreneurship*	Lewiston, Idaho (Lewiston HS)
95	EDSON, Andrew	EDGE	6-4	238	Fr.	HS	Electrical Engineering*	Snoqualmie, Wash. (Mount Si HS)
59	ERLING, Joshua	LB	6-1	219	RS-Jr.#	SQ	Finance	Snohomish, Wash. (George Fox)
31	ESCORCIA, Hunter	DB	6-1	188	So.#	1V	Business	Murrieta, Calif. (Vista Murrieta HS)
29	FA'AMOE, Fa'alili	DL	6-5	271	So.#	SQ	Human Development	Pago Pago, American Samoa (Leone HS)
50	FALATEA, Lawrence	EDGE	6-5	208	Fr.	HS	Criminal Justice*	Sandy, Utah (Alta HS)
66	FIFITA, Ma'ake	OL	6-5	293	RS-So.#	1V	Mechanical Engineering*	Everett, Wash. (Glacier Peak HS)
23	FORD-DEMENT, Kaleb	DB	5-11	188	Sr.#	TR	Social Science	Whitehouse, Texas (Old Dominion)
55	FREEMAN, Marquise	EDGE	6-3	215	So.#	SQ	Sport Management	Cocoa, Fla. (Cocoa HS)
10	GABALIS, Victor	QB	6-3	213	So.#	SQ	Business	Everett, Wash. (Archbishop Murphy HS)
97	GARAY-HARRIS, Ty	DL	6-5	275	RS-So.#	SQ	Communications	Oakland, Calif. (Bishop O'Dowd HS)
77	GOMNESS, Konner	OL	6-5	285	RS-So.#	1V	Business*	Lemoore, Calif. (San Joaquin Memorial HS)
83	GRAY, Brandon	WR	6-5	195	RS-Jr.#	SQ	Social Science	Detroit, Mich. (Cass Tech HS)
50	GREENE, Brian	OL	6-3	300	RS-Sr.#	3V	History/PB-Humanities	Yakima, Wash. (Eisenhower HS)
26	GROVER, Anderson	WR	6-1	190	RS-So.#	TR	Undecided	Modesto, Calif. (Downey HS)
60	GUSTA, David	DL	6-3	253	Fr.	HS	Business*	San Bernardino, Calif. (Cajon HS)
18	GUARANTANO, Jarrett	QB	6-4	220	Gr.	TR	MS-Agriculture	Lodi, N.J. (Tennessee)
38	HABERER, Nick	P	6-5	224	Fr.	HS	Business* Sunshine Coast, Queensland, Australia (Meridan State College)	
39	HALL, Jaedon	DB	6-2	195	Fr.	HS	Undecided	Lakewood, Wash. (Lakes HS)
1	HARRIS, Travell	WR	5-9	185	RS-Sr.#	3V	Sport Management/PB-SS	Tampa, Fla. (Jesuit HS)
58	HARRISON, Daniel	LB	6-0	193	Fr.	HS	Mechanical Engineering*	Snoqualmie, Wash. (Mount Si HS)
35	HAYES, Deonte	DB	6-0	175	Fr.	HS	Undecided	Spanaway, Wash. (Spanaway Lake HS)
25	HICKS, Jaden	DB	6-3	202	Fr.	HS	Business*	Las Vegas, Nev. (Bishop Gorman HS)
18	HICKS III, George	DB	6-0	191	Gr.#	4V	Political Science/PB-SS	San Bernardino, Calif. (Cajon HS)
61	HILBORN, Christian	OL	6-5	319	Fr.	HS	Sport Management*	Salt Lake City, Utah (Highland HS)
1	HILL JR., Tyrone	DB	6-2	206	Gr.	TR	Undecided	Passaic, N.J. (Buffalo)
98	HOBBS, Dallas	DL	6-6	285	RS-Sr.#	3V	Digital Technology & Culture	Cedar Rapids, Iowa (Deerfield Prep)
12	HOBERT, Joey	WR	5-11	184	So.#	1V	Business*	Ladera Ranch, Calif. (San Juan Hills HS)
98	HOLCOMB, Luke	QB	6-5	195	Fr.	HS	Digital Technology & Culture*	Puyallup, Wash. (Puyallup HS)
36	HORNER, Tre	DB	6-2	180	Fr.	HS	Undecided	Steilacoom, Wash. (Steilacoom HS)
57	IOVINO, Giovanni	LB	6-0	212	Fr.	HS	Business*	Las Vegas, Nev. (Bishop Gorman HS)
13	IRVIN, Chris	QB	6-3	185	Fr.	HS	Undecided	Coeur d'Alene, Idaho (Lake City HS)
3	ISOM, Daniel	DB	6-0	194	Gr.	2V	Humanities	St. Louis, Mo. (Iowa Western CC)
80	JACKSON, Brennan	EDGE	6-4	255	RS-Jr.#	1V	Business Management	Temecula, Calif. (Great Oak HS)
2	JACKSON, Chris	DB	6-0	200	RS-Jr.#	TR	Social Science	Marietta, Ga. (Michigan State)
8	JACKSON JR., Calvin	WR	5-10	190	RS-Sr.	1V	Social Science	Pompano Beach, Fla. (Independence CC)
49	JANIKOWSKI, Dean	K	6-1	211	RS-So.#	SQ	Digital Technology & Culture	Fallbrook, Calif. (Cathedral Catholic HS)
45	KAMANA, Carter	WR	6-1	181	So.#	SQ	Business	Honolulu, Hawaii (Iolani HS)
28	KATZER, Kannon	RB	5-8	187	Fr.	HS	Construction Mgmt.*	Spokane, Wash. (Mt. Spokane HS)
33	KIMMINS, Henry	DB	5-10	203	RS-So.#	SQ	Earth & Environment Science	Denman Island, British Columbia (IMG Academy)
52	KINGSTON, Jarrett	OL	6-5	300	RS-Jr.#	2V	Business Management	Anderson, Calif. (Anderson HS)
70	KYLANY, Devin	OL	6-5	285	So.#	SQ	Business*	Lake Stevens, Wash. (Lake Stevens HS)
5	LANGFORD, Derrick	DB	6-3	198	Sr.#	2V	Social Science	Richmond, Calif. (San Francisco CC)
30	LATAIMUA, Jackson	DB	6-0	187	So.#	SQ	Sport Science	San Bruno, Calif. (Serra HS)
73	LEAHY, JP	DL	6-2	265	Fr.	HS	Undecided	Yakima, Wash. (West Valley HS)
17	LOHRENZ, Justin	EDGE	6-3	255	So.#	1V	Kinesiology	Littleton, Colo. (Columbine HS)
44	LOPEZ, Gabriel	EDGE	6-2	242	So.#	1V	Business	Las Vegas, Nev. (Desert Pines HS)
64	LOPEZ, Micah	LB	5-11	210	Fr.	HS	Undecided	Pharr, Texas (PSJA North Early College HS)
72	LUCAS, Abraham	OL	6-7	319	RS-Sr.#	3V	History	Everett, Wash. (Archbishop Murphy HS)
87	LUCIA, Zion	WR	6-0	170	RS-So.#	SQ	Strategic Communications	San Diego, Calif. (Cathedral Catholic HS)

2021 ROSTER

ALPHABETICAL

NO	NAME	POS	HT	WT	YR	EXP	MAJOR / INTEREST*	HOMETOWN (PREVIOUS SCHOOL)
8	MARSH, Armani	DB	5-10	187	RS-Sr.#	3V	Sport Management	Spokane, Wash. (Gonzaga Prep)
55	MARTIN, Austin	OL	6-2	297	RS-Jr.#	SQ	Computer Science	Battle Ground, Wash. (Battle Ground HS)
24	MATHERS, Cooper	LB	6-2	221	So.#	SQ	Business	Seattle, Wash. (O'Dea HS)
51	MAUIGOA, Francisco	LB	6-3	219	Fr.	HS	Kinesiology*	'Ili'ili, American Samoa (Tafuna HS)
74	MAYGINNES, Dylan	OL	6-5	298	So.#	SQ	Human Development	Chandler, Ariz. (Hamilton HS)
60	McCARTHY, Quinn	OL	6-5	290	RS-So.#	SQ	Sport Management	Tualatin, Ore. (Tualatin HS)
79	McDONALD, Blake	OL	6-5	290	RS-Jr.#	SQ	Sport Management	Danville, Calif. (San Ramon Valley HS)
3	McINTOSH, Deon	RB	6-0	200	Gr.	2V	Social Sciences/PB-Humanities	Pompano Beach, Fla. (East Mississippi JC)
54	McNORTON, James	OL	6-5	275	So.#	SQ	Apparel Merchandise Design & Textiles	Brentwood, Calif. (Liberty HS)
93	MEJIA, Christian	DL	6-3	285	RS-Sr.#	2V	Kinesiology/MS-Kinesiology	Kailua, Hawaii (Kailua HS)
84	MEREDITH, Josh	WR	5-11	179	Fr.	HS	Business*	San Diego, Calif. (Mater Dei HS)
43	MIKA, Kson	RB	6-1	200	Fr.	HS	Undecided	Seattle, Wash. (O'Dea HS)
32	MOKU, Tanner	DB	6-0	195	So.#	1V	Business	Honolulu, Hawaii (Kamehameha HS)
35	MOORE, C.J.	WR	6-4	190	RS-Sr.#	TR	Humanities	Tulsa, Okla. (Iowa Central CC)
48	MUJAHID, Amir	DL	6-3	280	Sr.#	1V	Social Science	Berkeley, Calif. (Laney College)
20	NAULU, Peni	RB	6-2	211	RS-So.#	1V	Social Science	Waipahu, Hawaii (Kapolei HS)
33	NEAL JR., Leon	WR	5-9	172	Fr.	HS	Business*	Seattle, Wash. (Garfield HS)
46	NORAH, Cole	DB	5-11	198	Fr.	HS	Political Science*	Snoqualmie, Wash. (Mount Si HS)
89	NUNNALLY, Tsion	WR	6-3	195	Fr.	HS	Undecided	Santa Rosa, Calif. (Cardinal Newman HS)
6	OLLIE, Donovan	WR	6-3	210	RS-So.#	1V	Communications	Wylie, Texas (Wylie HS)
86	OWEN, Drake	WR	5-10	189	Sr.#	TR	Business Marketing	Camas, Wash. (Central Washington)
19	OYWAK, Alphonse	DB	6-3	171	So.#	SQ	Business*	Kent, Wash. (Kentwood HS)
37	PAINE, Dylan	WR	5-9	185	So.#	SQ	Business	Tumwater, Wash. (Tumwater HS)
81	PETERS, Orion	WR	5-9	167	Fr.	HS	Computer Science*	Los Angeles, Calif. (Inglewood HS)
17	POSPISIL III, Billy	WR	5-10	197	RS-So.#	1V	Earth & Environment Science	Arvada, Colo. (Pomona HS)
96	PULE, Antonio	DL	6-4	276	Sr.#	1V	Social Science	Pago Pago, American Samoa (Modesto JC)
62	PUMMA, Ty	OL	6-2	275	Fr.	HS	Undecided	Bothell, Wash. (North Creek HS)
15	QUINN, Mitchell	WR	5-11	173	RS-Jr.#	SQ	Social Science	Honolulu, Hawaii (St. Louis HS)
80	RICHARD-LEWIS, Jasiah	WR	6-0	195	RS-Jr.#	TR	Humanities	Moreno Valley Calif. (Azusa Pacific)
78	RILEY, Syr	OL	6-4	318	RS-Jr.#	SQ	Social Science	Los Angeles, Calif. (Pacific Palisades HS)
20	ROFF, Quinn	EDGE	6-2	242	So.#	1V	Kinesiology	San Marcos, Calif. (San Marcos HS)
37	ROGERS, Justus	LB	6-2	230	Gr.	4V	Business Administration/PB-Humanities	Bellevue, Wash. (Bellevue HS)
63	RYAN, Liam	OL	6-5	293	Gr.	3V	Criminal Justice/PB-Social Science	Chino Hills, Calif. (Damien HS)
34	SAMARZICH, Simon	LS	6-0	213	Jr.#	2V	Sport Management	Upland, Calif. (Upland HS)
22	SAWYER, Jaxon	DB	6-1	195	Fr.	HS	Animal Science*	San Jose, Calif. (Bellarmine Prep)
99	SHEETZ, Nicholas	DL	6-3	280	RS-So.#	SQ	Kinesiology	Greenwood, S.C. (Emerald HS)
21	SHEPHERD, Adrian	DB	5-11	184	Fr.	HS	Business*	Wichita Falls, Texas (McKinney HS)
29	SHUMPERT, Reed	WR	5-10	160	Fr.	HS	Business*	Burien, Wash. (Kennedy Catholic HS)
43	SKOBIS, Jacob	DB	5-8	156	Fr.	HS	Business*	Downey, Calif. (Downey HS)
6	SMITH-WADE, Chau	DB	5-11	180	So.#	1V	Business	Denver, Colo. (Simeon Career Academy (III.))
69	SOUZA, Tristan	DL	6-1	282	So.#	SQ	Human Development	Camas, Wash. (Camas HS)
45	STEVENSON, Raam	EDGE	6-4	202	Fr.	HS	Electrical Engineering*	Arlington, Texas (Mansfield Timberview HS)
10	STONE JR., Ron	EDGE	6-3	240	RS-Jr.#	2V	Communications	San Jose, Calif. (Valley Christian HS)
88	STRIBLING, De'Zhaun	WR	6-2	202	Fr.	HS	Criminal Justice	Kapolei, Hawaii (Kapolei HS)
53	TAFIA, Jernias	OL	6-3	308	Fr.	HS	Human Development*	West Seattle, Wash. (Eastside Catholic HS)
27	TAYLOR III, Willie	EDGE	6-4	246	RS-Sr.#	2V	Social Science	Cochran, Ga. (Bleckley County HS)
52	THORNTON, Kyle	LB	6-1	225	RS-So.#	1V	Economics Policy & Law	Burien, Wash. (Kennedy Catholic HS)
38	THORNTON, Zane	DB	6-0	182	So.#	HS	Sport Management	Burien, Wash. (Kennedy Catholic HS)
57	TIALAVEA, Rodrick	OL	6-5	322	So.#	SQ	Human Development*	West Valley City, Utah (Highland HS)
85	VICTOR, Lincoln	WR	5-9	180	Jr.#	TR	Human Development*	West Camas, Wash. (Hawaii)
16	WARD, Xavier	QB	6-2	195	Fr.	HS	Business*	Corona, Calif. (Roosevelt HS)
0	WATSON, Jaylen	DB	6-3	204	RS-Sr.#	1V	Social Science	Augusta, Ga. (Ventura College)
25	WATSON, Nakia	RB	6-0	227	RS-Jr.#	TR	Social Science	Austin, Texas (Wisconsin)
76	WAVERLY, Charles	OL	6-3	272	Fr.	HS	Undecided	Seattle, Wash. (O'Dea HS)
47	WILLIAMS, Tyler	LS	6-3	202	RS-Jr.#	2V	Social Science	Los Gatos, Calif. (Los Gatos HS)
9	WILSON, Ben	LB	6-1	226	Sr.#	TR	Social Science	Lake Tapps, Wash. (TCU)
56	WILSON, Jack	OL	6-11	295	RS-Jr.	TR	Social Science	Montara, Calif. (Idaho)
13	WOODS, Jahad	LB	6-1	225	Gr.	4V	Humanities/PB-Social Science	San Diego, Calif. (Helix HS)
67	YOST, Seth	OL	6-7	296	RS-Sr.#	SQ	Accounting	Coeur d'Alene, Idaho (Lake City HS)

\* Academic Interest Only

# Will receive an additional year of eligibility after the 2020 season was impacted by COVID

NUMERICAL

NO	NAME	POS
50	FALATEA, Lawrence	EDGE
50	GREENE, Brian	OL
51	MAUIGOA, Francisco	LB
52	KINGSTON, Jarrett	OL
52	THORNTON, Kyle	LB
53	BAKER, Ricky	LB
53	TAFIA, Jernias	OL
54	CROWDER, Ahmir	DL
54	McNORTON, James	OL
55	FREEMAN, Marquise	EDGE
55	MARTIN, Austin	OL
56	WILSON, Jack	OL
57	IOVINO, Giovanni	LB
57	TIALAVEA, Rodrick	OL
58	HARRISON, Daniel	LB
59	ERLING, Joshua	LB
60	GUSTA, David	DL
60	McCARTHY, Quinn	OL
61	HILBORN, Christian	OL
62	PUMMA, Ty	OL
63	CARLSON, Carter	EDGE
63	RYAN, Liam	OL
64	LOPEZ, Micah	LB
65	DIEU, Brock	OL
66	FIFITA, Ma'ake	OL
67	YOST, Seth	OL
68	ECKERT, Alec	DL
69	SOUZA, Tristan	DL
70	KYLANY, Devin	OL
72	LUCAS, Abraham	OL
73	LEAHY, JP	DL
74	MAYGINNES, Dylan	OL
76	WAVERLY, Charles	OL
77	GOMNESS, Konner	OL
78	ECHAVARRIA, Jesus	DL
78	RILEY, Syr	OL
79	McDONALD, Blake	OL
80	JACKSON, Brennan	EDGE
80	RICHARD-LEWIS, Jasiah	WR
81	PETERS, Orion	WR
82	BROWN, Travion	LB
83	GRAY, Brandon	WR
84	MEREDITH, Josh	WR
85	VICTOR, Lincoln	WR
86	OWEN, Drake	WR
87	LUCIA, Zion	WR
88	STRIBLING, De'Zhaun	WR
89	NUNNALLY, Tsion	WR
90	DUNKER JR., Lucas	K
92	CARRELL, Sam	DL
93	MEJIA, Christian	DL
94	ASHBY, Moon	EDGE
95	EDSON, Andrew	EDGE
96	PULE, Antonio	DL
97	GARAY-HARRIS, Ty	DL
98	HOBBS, Dallas	DL
98	HOLCOMB, Luke	QB
99	SHEETZ, Nicholas	DL

PRONUNCIATIONS

#3	Daniel ISOM	EYE-some	#29	FA'ALILI FA'AMOE	FAH-ah-e-lee / FAH-ah-mo-AY	#77	Konner GOMNESS	GAHM-ness
#5	JOUVENSLY BAZIL	JOE-venz-lee / BAZIL (like Brazil)	#31	Hunter ESCORCIA	ESS-scor-see-YA	#78	SYR Riley	SIR
#6	CHAU Smith-Wade	SHAW	#38	Nick HABERER	HAB-ber-ur	#78	Jesus ECHAVARRIA	ETCH-ah-VAR-rea
#10	Victor GABALIS	GUH-ball-iss	#48	AMIR MUJAHID	AH-meer / MOO-jah-HID	#80	JASIAH Richard-Lewis	JAH-sy-uh
#12	Joey HOBERT	HO-ber-t	#50	Lawrence FALATEA	FAH-lah-TAY-AH	#88	DE'ZHAUN Stribling	DAY-zhaun
#13	JAHAD Woods	Jah-hawd	#53	JERNIAS TAFIA	Jer-NY-us / TAH-fee-ah	#89	TSION NUNNALLY	Zion / NUN-ully
#16	XAVIER Ward	Say the X	#57	Rodrick TIALAVEA	Tee-ah-lah-VAY-ah	#93	Christian MEJIA	MEH-heeya
#18	Jarrett GUARANTANO	GARE-AN-TAHNO. like "Guarantee"	#60	David GUSTA	GUSS-tah	#96	Antonio PULE	POO-lay
#19	ALPHONSE OYWAK	AL-fonz / OY-WAHK	#63	LIAM Ryan	Lee-am			
#20	PENI NAULU	Penny / NAH-oo-loo	#66	MA'AKE FIFITA	MA-aw-kay / FIF-ee-tuh			
#21	Max BORGHI	Bor-GEE	#70	Devin KYLANY	KILL-laney			

## DEPTH CHART

### COUGAR OFFENSE

X	88	De'Zhaun STRIBLING	6-2	202	Fr.
	15	Mitchell QUINN	5-11	173	RS-Jr.
H	1	Travell HARRIS	5-9	185	RS-Sr.
	12	Joey HOBERT	5-11	184	So.
LT	63	Liam RYAN	6-5	293	Gr.
	66	Ma'ake FIFITA	6-5	293	RS-So.
LG	52	Jarrett KINGSTON	6-5	300	RS-Jr.
	53	Jernias TAFIA	6-3	308	Fr.
C	50	Brian GREENE	6-3	300	RS-Sr.
or	77	Konner GOMNESS	6-4	285	RS-So.
RG	66	Ma'ake FIFITA	6-5	293	RS-So.
or	57	Rodrick TIALAVEA	6-5	322	So.
RT	61	Christian HILBORN	6-5	319	Fr.
	66	Ma'ake FIFITA	6-5	293	RS-So.
Y	8	Calvin JACKSON JR.	5-10	196	RS-Sr.
	85	Lincoln VICTOR	5-9	180	Jr.
Z	6	Donovan OLLIE	6-3	210	RS-So.
	35	CJ MOORE	6-4	190	RS-Jr.
or	26	Anderson GROVER	6-1	190	Jr.
QB	4	Jayden DE LAURA	6-0	190	So.
	18	Jarrett GUARANTANO	6-4	220	Gr.
RB	3	Deon McINTOSH	6-0	200	Gr.
or	25	Nakia WATSON	6-0	227	RS-Jr.

### COUGAR DEFENSE

EDGE	10	Ron STONE JR.	6-3	240	RS-Jr.
	95	Andrew EDSON	6-4	238	Fr.
DT	96	Antonio PULE	6-4	276	Sr.
	48	Amir MUJAHID	6-3	280	Sr.
DT	93	Christian MEJIA	6-3	285	RS-Sr.
	54	Ahmir CROWDER	6-3	295	RS-Jr.
EDGE	80	Brennan JACKSON	6-4	255	RS-Jr.
or	27	Willie TAYLOR III	6-4	246	RS-Sr.
WIL	13	Jahad WOODS	6-1	225	Gr.
	52	Kyle THORNTON	6-1	225	RS-So.
MIKE	37	Justus ROGERS	6-2	230	Gr.
	82	Travion BROWN	6-3	230	Jr.
NICKEL	8	Armani MARSH	5-10	187	RS-Sr.
	33	Henry KIMMINS	5-10	203	RS-So.
CB	23	Kaleb FORD-DEMENT	5-11	188	Sr.
or	6	Chau SMITH-WADE	5-11	180	So.
FS	18	George HICKS III	6-0	191	Gr.
	31	Hunter ESCORCIA	6-1	188	So.
SS	3	Daniel ISOM	6-0	200	Gr.
	1	Tyrone HILL JR.	6-2	206	Gr.
CB	5	Derrick LANGFORD JR.	6-3	198	Sr.
	2	Chris JACKSON	6-0	200	RS-Jr.

### COUGAR SPECIALISTS

P	38	Nick HABERER	6-5	224	Fr.
	49	Dean JANIKOWSKI	6-1	211	RS-So.
K	27	Andrew BOYLE	6-2	193	RS-So.
or	49	Dean JANIKOWSKI	6-1	211	RS-So.
LS (FG)	47	Tyler WILLIAMS	6-3	202	RS-Jr.
(P)	34	Simon SAMARZICH	6-0	213	Jr.
KO	90	Lucas DUNKER JR.	6-0	222	So.
	27	Andrew BOYLE	6-2	193	RS-So.
or	49	Dean JANIKOWSKI	6-1	211	RS-So.
PR	1	Travell HARRIS	5-9	185	RS-Sr.
KR	1	Travell HARRIS	5-9	185	RS-Sr.



UW - WSU  
APPLE CUP  
TROPHY

2009	HUSKIES 33	COUGARS 29
2011	HUSKIES 35	COUGARS 24
2012	COUGARS 31	HUSKIES 25
2013	HUSKIES 27	COUGARS 17
2014	HUSKIES 31	COUGARS 13
2015	HUSKIES 45	COUGARS 16
2016	HUSKIES 45	COUGARS 17
2017	HUSKIES 41	COUGARS 14
2018	HUSKIES 29	COUGARS 13
2019	HUSKIES 31	COUGARS 13

