



WASHINGTON STATE BASKETBALL

SCHEDULE & RESULTS

NOVEMBER

7	SEATTLE U	W, 85-54
12	at Santa Clara	L, 62-70
17	IDAHO STATE	W, 72-61
21	OMAHA	L, 77-85
25	vs. Nebraska %	L, 71-82
26	vs. Old Dominion %	W, 66-50
27	vs. Colorado State %	L, 69-79

DECEMBER

4	at Idaho	W, 78-65
7	NEW MEXICO STATE+	W, 63-54
15	UC RIVERSIDE!	W, 70-56
19	FLORIDA A&M	W, 87-73
21	INCARNATE WORD	W, 87-59
29	ARKANSAS-PINE BLUFF!	W, 65-50

JANUARY

2	USC*	L, 56-65
4	UCLA*	W, 79-71 (OT)
9	at California*	L, 66-73
11	at Stanford*	L, 62-88
16	#8 OREGON*	W, 72-61
18	OREGON STATE*	W, 89-76
23	at Colorado*	L, 56-78
25	at Utah*	4 p.m. (P12)
29	ARIZONA STATE*	8 p.m. (ESPNU)

FEBRUARY

1	ARIZONA*	5 p.m. (P12)
9	WASHINGTON*!	3 p.m. (ESPNU)
13	at UCLA*	8 p.m. (P12)
15	at USC*	5 p.m. (P12)
19	CALIFORNIA*	7 p.m. (P12)
23	STANFORD*!	5 p.m. (ESPNU)
28	at Washington*	6 p.m. (FS1)

MARCH

5	at Arizona*	7:30 p.m. (FS1)
7	at Arizona State*	3:30 p.m. (P12)
11-14	Pac-12 Tournament#	TBD

! - Doubleheader with the WSU women
 # - played at T-Mobile Arena (Las Vegas)
 % - Cayman Islands Classic (Grand Cayman Island)
 + - Played at Spokane Arena (Spokane)
 * - Pac-12 Game

All home games played at Beasley Coliseum
 All times listed are Pacific time and subject to change
 Rankings: AP Top-25 / Coaches Poll



PAC-12 STANDINGS

	PAC-12			OVERALL			L10	STRK
	W-L	PCT	GP	W-L	PCT	GP		
STANFORD	4-1	0.800	5	15-3	0.833	18	8-2	Lost 1
OREGON	5-2	0.714	7	16-4	0.800	20	8-2	Won 2
COLORADO	4-2	0.667	6	15-4	0.789	19	8-2	Won 1
USC	4-2	0.667	6	15-4	0.789	19	8-2	Lost 1
ARIZONA	3-2	0.600	5	13-5	0.722	18	5-5	Won 2
UCLA	3-3	0.500	6	10-9	0.526	19	4-6	Won 2
WASHINGTON STATE	3-4	0.429	7	12-8	0.600	20	6-4	Lost 1
ARIZONA STATE	2-3	0.400	5	11-7	0.611	18	5-5	Won 1
CALIFORNIA	2-3	0.400	5	8-10	0.444	18	3-7	Lost 2
UTAH	2-4	0.333	6	11-7	0.611	18	5-5	Won 1
OREGON STATE	2-5	0.286	7	12-7	0.632	19	4-6	Lost 3
WASHINGTON	2-5	0.286	7	12-8	0.600	20	4-6	Lost 2

GAME 21

WASHINGTON ST. (12-8, 3-4) at UTAH (11-7, 2-4)

Saturday, Jan. 25 // 4 p.m. MT // Salt Lake City // Huntsman Center
 Watch // Pac-12 Network (Guy Haberman & Don MacLean)
 Listen // Washington State IMG Sports Network (Matt Chazanow)
 Live Stats // Statbroadcast.com



SERIES HISTORY

vs UTAH

Games	29
Standing	4-25
At Pullman	2-7
At Salt Lake City	1-17
At Neutral Site	1-1
Last Win	49-46, 1/12/14 at Pullman
Last Home Win	49-46, 1/12/14
Last Road Win	33-32, 12/14/46
Last Neutral Win	69-42, 12/22/05 at Seattle
Last Loss	92-79, 2/23/19 at Pullman
Last Home Loss	92-79, 2/23/19
Last Road Loss	88-70, 1/12/19
Last Neutral Loss	85-78, 12/30/67 at Portland
Current Streak	L1

PREVIOUS 5 MEETINGS

Date	Location	Result	Score
2/9/17	Salt Lake City	L	70-74
1/21/18	Salt Lake City	L	69-82
2/17/18	Pullman	L	70-77
1/12/19	Salt Lake City	L	70-88
2/23/19	Pullman	L	79-92

TEAM COMPARISON

CATEGORY

	WSU	UTAH
Overall Record	11-7	12-8
Points Per Game	75.3	71.6
Opp. Points Per Game	72.4	67.5
Rebounds Per Game	37.7	36.6
Rebounding Margin	+3.7	0.0
Field Goal Pct.	.455	.404
Opp. Field Goal Pct.	.436	.450
3-Point Pct.	.333	.314
Opp. 3-Point Pct.	.354	.313
Free Throw Pct.	.747	.730
Assists Per Game	14.2	11.9
Turnovers Per Game	13.2	11.3
Turnover Margin	-1.2	+4.5
Assist/Turnover Ratio	1.1	1.1
Blocked Shots Per Game	2.6	2.5
Steals Per Game	4.7	6.8

OPENING FIVE

- > The Cougs look to salvage a split on the road when they head to Salt Lake City to take on the Utes where WSU has one once before. Utah has won 11-straight in the series.
- > WSU dropped its opener on the road trip in Boulder, 78-56, as the #23 Buffs pulled away in the final 10 minutes. The Cougs are 1-4 in true road games on the year.
- > CJ Elleby was named Pac-12 POW for the first time in his career Monday. He is the first Cougar underclassmen to win the award since Klay Thompson in 2009. He would post 15 points and 5 rebounds at Colorado.
- > Isaac Bonton put together a historic performance against OSU going for 34 pts, 8 rbd, 8 assts, the first Pac-12 player to go 30-8-8 since STATS started its database in 1997. The 34 pts ranks tied for 32nd all-time in WSU history. He went for 10 points and 7 assists at Colorado.
- > WSU ranks 24th nationally in turnover per game (11.3) and 13th in turnover margin (4.5). WSU turns the ball over just 15.8% of its possessions (16th best in the nation).

PROBABLE STARTERS

PLAYER	HT	YR	HOMETOWN	PPG	RPG	OTHER
G #1 JERVAE ROBINSON	6-2	SR	Aurora, Colo.	4.6	2.7	1.2 apg
F #2 CJ ELLEBY	6-6	SO	Seattle, Wash.	18.8	7.1	1.7 spg
G #10 ISAAC BONTON	6-3	JR	Portland, Ore.	14.3	4.1	3.8 apg
F #13 JEFF POLLARD	6-9	SR	Bountiful, Utah	9.4	4.4	0.9 apg
G #24 NOAH WILLIAMS	6-5	FR	Seattle, Wash.	5.5	3.1	1.7 apg
ROTATION OFF THE BENCH						
F #3 DARON HENSON	6-7	JR	Pasadena, Calif.	9.0	1.3	
F #4 ALJAZ KUNC	6-8	SO	Ljubljana, Slovenia	6.1	3.8	0.6 bpg
G #5 MARVIN CANNON	6-5	JR	Richmond, Vir.	4.8	2.6	0.6 apg
F #11 DJ RODMAN	6-6	FR	Newport Beach, Calif.	1.9	1.9	0.3 spg
C #15 VOLODYMYR MARKOVETSKYY	7-1	FR	Truskavets, Ukraine	1.7	2.1	0.3 bpg
G #22 RYAN RAPP	6-5	FR	Melbourne, Australia	1.9	0.9	0.5 apg
F #32 TONY MILLER	6-6	JR	Woodinville, Wash.	6.6	3.1	0.8 spg

QUICK FACTS

THE UNIVERSITY

LOCATION: Pullman, Wash.
 AFFILIATION: NCAA Division I
 CONFERENCE: Pac-12
 ENROLLMENT: 20,286
 NICKNAME: Cougars
 COLORS: Crimson and Gray
 PRESIDENT: Kirk H. Schulz
 DIRECTOR OF ATHLETICS: Pat Chun
 SWA: Anne McCoy
 FACULTY ATHLETICS REPRESENTATIVE: Nancy Swanger

COUGAR WOMEN'S BASKETBALL INFORMATION

HEAD COACH: Kyle Smith, First Season
 ASSISTANTS: Jim Shaw, Derrick Phelps, John Andrzejek
 RECRUITING COORDINATOR: Michael Plank
 GRADUATE MANAGERS: Anthony Lorenzo, Michael Orlich
 HOME VENUE: Friel Court at Beasley Coliseum (11,671)

2018-19 RECORD: 11-21
 PAC-12 RECORD: 4-14
 PAC-12 FINISH: 11th
 POSTSEASON: N/A
 LETTERWINNERS RETURNING/LOST: 5-6
 STARTERS RETURNING/LOST: 3/2
 NEWCOMERS: 12

ATHLETIC COMMUNICATIONS

ASSOCIATE ATHLETIC DIRECTOR: Bill Stevens
 MBB CONTACT: Ben Laskey
 E-MAIL: ben.laskey@wsu.edu
 PHONE: 509-335-0265 (W) | 209-608-2173 (C)
 ATHLETIC WEBSITE: www.wsucougars.com

MEDIA AVAILABILITY

Player and coach media availability typically takes place after practice Monday - Wednesday afternoon Practices at this time take place either at PEB or Beasley. Please contact the Ben Laskey early in the week to confirm practice times and availability. Media requests should be made 24 hours in advance.

CREDENTIALS

Credential requests for both home and road games must be made 24 hours prior to game time by emailing Ben Laskey (ben.laskey@wsu.edu).

Credential Pickup

Credentials can be picked up on game day at the media entrance (Southeast Tunnel) of Beasley Coliseum.

MEDIA SEATING

Media seating is available on the East Concourse.

PHOTOGRAPHY AREAS

Credentialed photographers are permitted to shoot from the baseline and sidelines. No photographers are allowed in the team bench areas.

POSTGAME PROCEDURE

Head coach Kyle Smith and selected players will be available to the media in the Cougar Lounge after a cooling-off period.

NUMERICAL ROSTER

No.	Name	Pos.	Ht.	Wt.	Yr.	Hometown (Previous School)
0	Carter Sonneborn	G	6-3	190	FR	Spokane, Wash. (Gonzaga Prep)
1	Jervae Robinson	G	6-2	183	SR	Aurora, Colo. (Otero JC)
2	CJ Elleby	F	6-6	195	SO	Seattle, Wash. (Cleveland HS)
3	Daron Henson	F	6-7	210	JR	Pasadena, Calif. (Salt Lake CC)
4	Aljaž Kunc	F	6-8	198	SO	Ljubljana, Slovenia (Impact Academy-Fla.)
5	Marvin Cannon	G	6-5	170	JR	Richmond, Va. (Barton CC-Kan.)
10	Isaac Bonton	G	6-3	185	JR	Portland, Ore. (Casper College)
11	DJ Rodman	F	6-6	190	FR	Newport Beach, Calif. (JSerra Catholic HS)
13	Jeff Pollard	F	6-9	245	SR	Bountiful, Utah (Impact Academy-Nev.)
15	Volodymyr Markovetsky	C	7-1	230	FR	Truskavets, Ukraine (Kaunas A. Puškinas)
20	Deion James	F	6-6	220	GR	Tucson, Ariz. (Colorado State)
22	Ryan Rapp	G	6-5	172	FR	Melbourne, Australia (Mazenod College)
23	Jaylen Shead	G	6-1	190	SR	Pflugerville, Texas (Texas State)
24	Noah Williams	G	6-5	192	FR	Seattle, Wash. (O'Dea)
32	Tony Miller	F	6-6	210	JR	Woodinville, Wash. (Montana)
33	Brandon Chatfield	F	6-10	210	FR	Clarkston, Wash. (Clarkston HS)
35	Ben Olesen	G	6-0	160	FR	Mill Creek, Wash. (Jackson HS)

HEAD COACH: Kyle Smith (First Year)

ASSISTANT COACHES: Jim Shaw, Derrick Phelps, John Andrzejek

RECRUITING COORDINATOR: Michael Plank

GRADUATE MANAGERS: Anthony Lorenzo, Michael Orlich

PRONUNCIATION GUIDE

Isaac Bonton	bahn-tahn
CJ Elleby	Ell-uh-bee
Daron Henson	Duh-RON
Aljaž Kunc	Ollie-ahj Coon-ce
Volodymyr Markovetsky	VALL-dole-meer Mahr-koh-vet-skee
Jaylen Shead	shed
Carter Sonneborn	sahn-uh-born
Jervae Robinson	Jur-vay

Audio Guide: https://www.youtube.com/watch?v=lKHr42Q_Gj4&feature=youtu.be

HEAD COACH KYLE SMITH

CAREER RECORDS

Overall: 176-130 - 11th season
 At WSU (Pac-12): 12-8 (3-4) - 1st Season

NOTABLES:

- » Won his debut at WSU, 85-54, Nov. 7 against Seattle U. The win was the largest margin of victory in for a debut in modern history trailing only Jack Friel's 44-point win in 1928.
- » Earned his first Pac-12 win in dramatic fashion as the Cougs defeated UCLA, 79-71, in overtime, Jan. 4, 2020.
- » Picked up a signature win Jan. 16, 2020 knocking off #8 Oregon, 72-61, for the Cougs first win over a top-10 team since 2007.
- » Smith brings nine years of head coaching experience to the Palouse along with 18 years as an assistant coach.
- » Compiled a 63-40 (.612) record at USF, notching 20 or more wins each season and two post-season tournament appearances.
- » All three seasons under Smith saw USF finish fourth in the WCC, while it advanced to the CBI in both 2016-17 and 2017-18, including a runner-up finish in 2018.
- » Dons broke the school record for 3-pointers made in a season in both 2017-18 and 2016-17 with 333 and 304 3-pointers made, respectively.
- » Throughout his tenure at San Francisco, Smith produced seven All-West Coast Conference selections, including two-time first team honoree Frankie Ferrari, two second team honorees and three all-freshman. Ferrari also picked up NABC District 9 All-Region Second Team honors in 2019 as his 73 3-pointers rank third in school history.
- » Served as the head coach at Columbia where he put together a 101-82 overall mark including a CIT Championship his final season (2015-16).
- » Prior to his appointment at Columbia in May of 2010, Smith spent 18 seasons as an assistant coach on the NCAA Division I level, including nine seasons (2001-10) at Saint Mary's College, one season at Air Force (2000-01) and eight years at the University of San Diego (1992-2000).



PAC-12 STATISTICAL RANKINGS

TEAM	Overall AVG.	RNK	Conference AVG.	RNK
Points	1376	3rd	424	2nd
Points per game	72.4	8th	70.7	5th
FG made per game	25.5	8th	23.5	7th
FG attempts per game	62.8	1st	58.3	4th
FG Pct	40.6	12th	40.3	8th
3PT made per game	7.6	5th	8.3	2nd
3PT attempts per game	24.4	1st	23.5	2nd
3PT Pct	31.0	11th	35.5	4th
FT made per game	13.9	8th	15.3	4th
FT attempt per game	18.9	9th	21.0	4th
FT Pct	73.3	3rd	73.0	3rd
Off rebounds per game	11.7	3rd	9.8	9th
Def rebounds per game	25.4	10th	23.2	9th
Total rebounds per game	37.1	6th	33.0	10th
Rebound margin per game	0.9	8th	-2.2	9th
Assists per game	11.8	10th	12.2	8th
Turnovers per game	11.2	2nd	11.5	5th
Steals per game	6.6	8th	5.5	6th
Blocks per game	2.4	12th	2.0	11th
Personal fouls per game	16.8	7th	17.3	7th
Points per game allowed	66.9	6th	72.3	10th
Opponents' Field goal percentage	44.9	12th	50.3	12th
Opponents' 3PT percentage	30.7	2nd	29.9	4th
Home Attendance	35624	11th	18543	8th
Home Attendance average	2969	12th	4636	10th

INDIVIDUAL	#	NAT RNK	P12 RNK
CJ Elleby			
3PT FG Att	126	101	1
D-Rbd per game	5.55	124	7
FT Att	95	126	7
FT Made	78	86	6
FT%	82.1	106	7
Points per game	18.8	54	5
Rebounds per game	7.1	190	9
Steals per game	1.65	139	6
3PT FG per game	2.05	243	5
3PT FG Made	41	189	4
FG Att	306	20	1
FG Made	128	45	3
Minutes	642:08	178	5
Points	375	31	2
Rebounds	142	145	7
Steals	33	94	3
Isaac Bonton			
3PT FG Att	112	176	3
Asst/Turn Ratio	1.47	227	11
Assist per game	3.8	168	11
FT%	78.5	191	11
Assists	72	163	10
FG Att	271	65	4

PAC-12 PLAYER OF THE WEEK

Week	Player
11/11	Tres Tinkle, Oregon State
11/18	Nick Rakocevic, USC
11/25	Onyeka Okongwu, USC
12/2	Remy Martin, Arizona State
12/9	Timmy Allen, Utah
12/16	Payton Pritchard, Oregon
12/23	Timmy Allen, Utah
12/30	Chfris Duarte, Oregon
1/6	McKinley Wright IV, Colorado
1/13	Matt Bradley, Cal
1/20	CJ Elleby, Washington State
1/27	
2/3	
2/10	
2/17	
2/24	
3/2	
3/9	

PAC-12 FRESHMAN OF THE WEEK

Week	Player
11/11	Zeke Nnaji, Arizona
11/18	Zeke Nnaji, Arizona
11/25	Onyeka Okongwu, USC
12/2	Nico Mannion, Arizona
12/9	Isaiah Stewart, Washington
12/16	Onyeka Okongwu, USC
12/23	Isaiah Stewart, Washington
12/30	Isaiah Stewart, Washington
1/6	Isaiah Stewart, Washington
1/13	Tyrell Terry, Stanford
1/20	Zeke Nnaji, Arizona
1/27	
2/3	
2/10	
2/17	
2/24	
3/2	
3/9	

COUGAR NOTES

GAME INFORMATION - AT UTAH

WSU closes the weekend at Utah where the Cougs have yet to take a game at the Huntsman Center going 0-10 since 1969. All-time the Cougs are 1-17 at Salt Lake City with the only win coming on Dec. 14, 1946 (33-32). The Utes have won 11-straight with the last Coug win coming on Jan. 12, 2014 (49-46) at Pullman. The Utes have lost four of five coming into the weekend but defeated Washington, 67-66, Thursday for their second Pac-12 win. Utah is ranked 62nd in offensive efficiency at 107.7 pp100 while shooting 52.1% effective FG%. Riley Battin led the way with 17 points against the Huskies doubling his season average. Timmy Allen leads the team offensively at 19.4 points and 7.6 rebounds per game.

LAST TIME OUT

#23 COLORADO 78 - WSU 56 | JAN. 23, 2020 | BOULDER, COLO.

GAME LEADERS

	WSU	CU
Points	Elleby (15)	Siewert (16)
Rebounds	Elleby (5)	Siewert, Battey (10)
Assists	Bonton (7)	Wright (10)

A battle through 30 minutes the Cougs ran out of gas in what would be the fourth quarter of the game as Colorado turned a four-point game with 10 minutes to go into a 22-point victory despite CJ Elleby scoring 15 and Daron Henson chipping in 13 off the bench. The Cougs suffered their ninth-straight loss at Boulder as the Buffs won for the second-straight time in the series.

NEXT UP

WSU returns to Beasley Coliseum to take on the Arizona Schools with a midweek tilt against Arizona State Wednesday night on ESPNU. The last time the two teams met the Cougs ran past the Sun Devils in Tempe, 91-70, kicking off a road sweep of the two desert schools. The Sun Devils are 2-3 in Pac-12 play sitting just behind the Cougs in the standings. They take on Arizona in their lone contest of the weekend Saturday.

ELLEBY PAC-12 PLAYER OF THE WEEK

CJ Elleby took home his first career Pac-12 POW award Jan. 20 after leading the Cougs to a sweep of the Oregon Schools. Elleby became the first underclassman for WSU to win the award since Klay Thompson in 2009. He went for 25 and 14 against #8 Oregon, a career-best on the glass, and 22-9-5 against Oregon State. For the weekend, Elleby averaged 23.5 ppg, 11.5 rpg, 4.0 apg.

BONTON'S BIG DAY

Playing in front of the Splash Brothers, Isaac Bonton put on a show to remember against Oregon State as the junior point guard scored a team season-best 34 points while grabbing 8 rebounds and dishing 8 assists. He is the first Pac-12 player to go 30-8-8 since 1997 when STATS began its database. His 34 points was tied for the 32nd best performance in WSU history and the first 30-point game since Robert Franks dropped 37 on Oregon State March 9, 2019. In the game, Bonton was 14-of-14 from the line, two shy of the single game record of 16-of-16 done twice before, the last by Taylor Rochestie vs Oregon Jan. 17, 2009.

SIGNATURE WIN

In his first season at WSU, head coach Kyle Smith picked up a signature win as the Cougars defeated #8 Oregon, 72-61, Jan. 16 in Pullman. The win was the Cougs first over a top-10 team in over a decade snapping a 19-game streak against the top-10. The last win came Jan. 6, 2007 against #7 Arizona, 77-73 (ot) at Beasley. The last win over Oregon as a ranked team came January 9, 1997, 81-76 at Spokane, over #17 Oregon. It was the first win over a top-10 Oregon team.

THE TURNOVER GAME

Entering the week the Cougs remain one of the best in the nation at taking care of the ball with just 225, 11.3 per game, ranking 24th in DI. The Cougs rank 15th in the nation turning the ball over just 15.8% of possessions. On the other end the Cougs have forced 15.8 turnovers per game (57th nationally) thanks to 6.8 steals per contest. WSU has turned those turnovers into 17.2 points per game. Individually, CJ Elleby leads the way defensively at 1.65 (139th nationally).

COUGS MAKING HEADWAY DEFENSIVELY

Finding success on the defensive end, the Cougars rank among the nation's top 1/3. Overall, the Cougs have held their opponents to three points under the national average (101.6) in points per 100 possessions at 98.3 (ranking 102nd). Offensively the Cougs sit at 102.3 (173rd) per 100. WSU ranks 49th in turning opponents over 22.1% of their possessions while allowing teams to grab just 24.7% of offensive rebounds (ranking 50th overall). The Cougs have held their opponents to an effective FG% of 49.8% (193rd nationally) Behind the arc, the Cougs have allowed teams to shoot 31.3%, two %points lower than the national average (33.2) ranking 93rd overall.

SHOOTING PICKING UP

After struggling early in the year the Cougars' shooters are beginning to gel and find their stroke leading to a 3-4 record in Pac-12 play. In the last five games, the Cougs have shot 42.8% (116-271) overall and 40.7% (46-113) from deep. Isaac Bonton has been a major difference shooting 41.1% (23-56) overall and 52.2% (12-23) from deep in the past five game, averaging 16.2 ppg. He has also dished out 29 assists, 5.9 per game.

COUGAR NOTES CONTINUED

ELLEBY ELECTRIC

Entering the year on every ones watch list, sophomore CJ Elleby has not disappointed as he has scored in double-figures in 18 of 20 games while eclipsing 20 points in 12 games, three times hitting his career-best of 27. Elleby is 5th in the Pac-12 in scoring and 54th nationally at 18.8 ppg. Elleby has an effective field goal% of 48.5%

In addition to his scoring prowess, Elleby leads the team in rebounding at 7.1 rpg as well as defensively with 1.65 steals per game. He grabbed a career-best 14 boards vs #8 Oregon while dishing a season-best 5 assists vs Oregon State.

He has his sights set on becoming the newest member of the 1,000 pt club with 846 career points. He needs 154 points to reach the plateau. On his current scoring pace this season he can hit 1,000 points against Cal Feb. 19.

3PT SHOOTING

Finding their stroke from deep, the Cougs have hit a high from behind the arc in the last four games going 39-of-88 (44.35.6%).

In those games, Daron Henson leads the way at 63.6% (7-11) while Isaac Bonton 50.0% (10-20) and CJ Elleby 43.5% (10-23) are right behind.

On the year, the Cougs are at 31.4% (152-484).

INJURIES MOUNTING

The Cougs enter the week hobbled with Deion James, Marvin Cannon, and Jaylen Shead all hobbled and missing extended time. In addition, Tony Miller has missed the last three Coug games battling a leg injury while Aljaz Kunc has been banged up with a foot injury limiting his minutes. Due to the injuries the Cougs have looked towards their army of freshmen to pick up the slack led by Noah Williams (two starts) and most recently DJ Rodman.

KUNC FROM THE CORNER

The Cougs' most efficient shooter from deep coming into the game, sophomore Aljaz Kunc enters the game shooting 31.7% (20-of-63) from three-point range. For Kunc, the key to his game has been burying himself in the corner as the 6-8 shooter is an impressive 15-of-31 (48.4%) from the corner including hitting a career-best 3 from the corner on 4 attempts vs Incarnate Word. Outside of the corner, Kunc is 5-of-32 (15.6%).

Exactly half of Kunc' makes have been from distance as he is 40-of-114 (36.0%) from the floor on the year.

BONTON SCORING AND DISHING

Transferring in to WSU from Casper College, junior Isaac Bonton has had his ups and downs adjusting but is second on the team in scoring at 14.3 ppg. Bonton has scored in double-figures in 16 of 19 games played while leading the team in scoring six times including four of the six Pac-12 games.

Bonton came into his own against Incarnate Word with his first double-double posting career-highs in points (19) and rebounds (12) while also adding 6 assists. He would score 18 points (7-for-26 and 4-for-9 from deep) against USC in his first Pac-12 contest while adding 17 against UCLA including scoring eight of the final 10 points in overtime to beat the Bruins. He added the Cougs' first 30-pt game against Oregon State dropping 34 against Beavers.

He is riding a 9-game double-digit scoring streak including all 7 games in Pac-12 play. During those 9 games, Bonton is averaging 16.8 ppg while shooting 39.2% (49-125) from the floor and 43.1% (22-51) from deep in 33.3 minutes per game.

In addition to his own scoring, Bonton leads the team with 72 assists, 3.8 per contest while also sporting a 1.5 assist/turnover ratio. He ranks 11th in the Pac-12 in assists per game.

WILLIAMS THE X-FACTOR

First off the bench for the Cougs and now in the starting lineup in his first season, freshman Noah Williams has proven an x-factor for the Cougars with his defensive play and rebounding prowess. The lanky guard has shown to be one of the most effective players for the Cougs who have won 9 of the last 13 as the first-year Coug is an impressive +66.

With his minutes picking up so too has his success on the court and the Cougs success in the win column. He was the catalyst to a 17-5 run against Ark.-Pine Bluff which turned the game around for WSU in the second half and was the defensive stopper for WSU late against UCLA as the Cougs turned an 11-point deficit into an 8-point win in overtime over the Bruins. He notched a 16 points at Cal and a career-best 17 versus Oregon State.

Williams picked up his first career start in the Cougs win over #8 Oregon and led the team at +15. He would go +14 in a start against OSU.

More traditionally, Williams is averaging 5.5 ppg, 3.1 rpg and 1.7 apg in 20.0 mpg.

POLLARD, OLD RELIABLE

Overall, Pollard enters the game averaging a career-best 9.4 points per game while shooting 53.3% (72-of-135) from the floor. In addition, Pollard has hit 33-of-43 from the free throw line including a 7-for-7 effort against UCR. He has gone for double-figures in 11 of 20 games including scoring a career-best 16 points twice.

Around the basket, Pollard ranks 65th in DI in shooting hitting 62-of-96 (64.6%) 2PT FG.

In addition, Pollard has extended his range as a senior. Entering the year with three three-pointers to his name in three seasons, Pollard has found his stroke from behind the arc as senior captain has hit 10-of-39 (25.6%) from deep. Pollard hit a career best three from deep against Colorado State going 3-for-4 while hitting 6-of-7 shots in the game.

MILLER TIME

Originally a walk-on, Miller earned a scholarship for the spring semester. He has missed the last two games due to injury.

After seeing limited minutes to open the season, junior transfer Tony Miller has played his way into a super-sub role for the Cougars as the 6-6 forward has shown off his athleticism and gritty playmaking in the front court. In his last 10 games played, Miller has scored in double-figures five times including going for his first WSU double-double against USC with 15 points and 11 rebounds. He had 16 double-doubles at Seattle Pacific.

In those 10 games, Miller is averaging 8.7 points on 66.7% (34-of-51) shooting in 17.3 minutes per game. He has grabbed 3.8 rebounds and 1.1 steals on the defensive end.

On the year, Miller is averaging 6.6 ppg and has been the most effective scorer for the Cougs shooting an effective FG% of 66.4%.

SHEAD OUT INDEFINITELY

Battling a hip injury for much of the season, senior transfer Jaylen Shead has missed the Cougs last four games and is out indefinitely. The senior point guard was limited upon his return, playing against UCLA and Cal before hitting the shelf prior to WSU's game at Stanford.

On the year, Shead was averaging 2.9 points, 2.6 assist, and 3.2 rebounds per game in 22.8 minutes having played in 12 games with 7 starts.

CANNON TO MISS TIME

After suffering a knee injury against Incarnate Word, junior Marvin Cannon will miss the next few weeks of game action. Prior to his injury, Cannon had never missed a game for the Cougs in his 1.5 seasons having played 44 games. On the year, Cannon was averaging 4.8 ppg and 2.6 rpg as WSU's sixth-man.

COUGAR NOTES CONTINUED

A PERFECT DECEMBER

The Cougs finished December a perfect 6-0 to close out non-conference play 9-4. The perfect month was the first since starting 2017-18 with a 6-0 record in November. The last time WSU was perfect in December was in 2007-08 with a 5-0 mark as part of a perfect 14-0 start. The last time WSU won 7-straight was the start of the 2007-08 season. The 6-straight wins marked the 4th time since the 2007-08 season the Cougs won 6-in-a-row.

ELLEBY GARNERING PRESEASON RECOGNITION

The sophomore standout has made a name for himself in his second year as he was named to the inaugural Preseason All-Pac-12 Team. In addition, Elleby was named to the Julius Erving and Wooden award watch lists. Elleby finished the year averaging 14.7 points and 7.1 rebounds per game, ranking 11th and 10th, respectively in the Pac-12. In 32 contests, he scored a freshman record 471 points, breaking Steve Puidokas' 45-year-old Cougar freshman scoring record. In addition to his scoring, Elleby finished second all-time among Cougar freshman in rebounds (227), scoring average (14.7 ppg), and field goals (168), while finishing top-10 in eight other season categories. For his play, Elleby was named to the Freshman All-Pac-12 First Team becoming the first Cougar to be named to the five-man All-Freshman Team since Reggie Moore in 2010.

SMITH TAKES THE REINS

Kyle Smith was named the 19th head men's basketball coach in Washington State history, bringing with him nine years of head coaching experience to the Palouse along with 18 years as an assistant coach. He comes to WSU having spent the last three seasons at the helm of the University of San Francisco men's basketball program. There he compiled a 63-40 (.612) record, notching 20 or more wins each season and two postseason tournament appearances. Smith's three-straight 20-win seasons marked just the fourth time in school history that USF had 20 or more wins in at least three-consecutive seasons and the first time in nearly 40 years. Prior to his stint in the Bay Area, he served as the head coach at Columbia where he put together a 101-82 overall mark including a CIT Championship his final season (2015-16).

ALL-TOURNAMENT HONORS FOR ELLEBY

For three days in the Cayman Islands, CJ Elleby was one of the best to hit the hardwood in paradise as the sophomore was the leading scorer among the eight teams. Averaging 21.3 points per game, Elleby jumped ahead of the pack as the star scorer tied a career high with 27 points in the opener against Nebraska. He would drop 21 in the win against Old Dominion before finishing the week off with a 16 point effort against Colorado State. Additionally, Elleby averaged 5.7 rebounds and 2.3 assists per game.

For his efforts, Elleby was named to the all-tournament team at the completion of the three days.

A DEBUT FOR THE AGES

Head Coach Kyle Smith made an immediate impact on the sidelines for the Cougars as the first year head coach had a debut for the ages leading his squad to an 85-54 win over Seattle U, Nov. 7, in his inaugural game at WSU. The 31-point win marked the largest margin of victory in the modern era for a Cougar head coach in his debut. The debut was the second biggest win for a freshman head coach trailing only legendary head coach Jack Friel's 44-point win in his debut against Lewiston State (62-18) in 1928.

COUGARS UNDER CONTROL AGAINST SEATTLE U

While it may have been just one game the Cougars looked completely different from a season ago as WSU controlled the contest from start to finish. On the offensive end the Cougs committed just three turnovers in 40 minutes, their lowest total since a three turnover game against Stanford in 2015.

On the defensive end, the Cougs controlled play allowing just four assisted baskets to the Redhawks while holding Seattle U to just 33.9% shooting from the floor and 6.7% (1-of-15) shooting from deep. Additionally, WSU gave up just nine offensive rebounds while allowing just four second-chance points.

DEION JAMES OUT INDEFINITELY

Due to medical reasons, grad-transfer Deion James will be sidelined indefinitely and will likely miss the remainder of the season. James had seen action in the first five games of the season, averaging 2.6 points per game off the bench for WSU.

PAC-12 ANNOUNCES ADDED CONTESTS FOR 20-GAME 2020-21

The Pac-12 Conference has announced the men's basketball contests that will be added as part of the league's transition to a 20-game schedule for the 2020-21 season. For WSU, the Pac-12 added a home game against Oregon State and a road game at Colorado leaving Utah and Oregon as the lone teams the Cougs will play only once next season.

WASHINGTON STATE IN SEASON OPENERS

The Cougars improved to 97-22 all-time in season openers and 58-8 when opening the season at home. WSU has won every season opener when opening at Beasley Coliseum and its last 24 season openers at home.

Its last home loss in the first game of the season came Dec. 1, 1972 against Houston, the final year the Cougars played in Bohler Gym. The Cougars have won 30-consecutive Beasley Coliseum openers (not necessarily the first game of the season, but the first at home), with their last loss coming to BYU, Dec. 3, 1987.

The Cougs opened the year with an 85-54 win over Seattle U, Nov. 7.

ABOUT THE COUGARS

Washington State men's basketball returns five players including three starters. In addition to the five returners, the Cougs have 12 newcomers including five transfers and seven true freshmen.

CJ Elleby leads the way after flirting with the NBA Draft after a record-breaking freshman season. The sophomore was named a preseason All-Pac-12 player at media day. His 14.7 ppg is the top returning mark from a season ago.

Senior Jeff Pollard and sophomore Aljaz Kunz return and are projected to be in the starting lineup for the Cougs. Pollard, the only player to have played the previous three seasons at WSU enters his final year having averaged 4.8 ppg and 2.6 rpg.

The newcomers are led by transfers Isaac Bonton (Casper College) and Jaylen Shead (Texas State). Bonton earned NJCAA Second Team All-America honors as a sophomore after averaging 21.4 ppg and 5.6 apg. Shead led the Bobcats to 24 wins a season ago while averaging 7.9 ppg, 4.3 rpg, and 4.8 apg while leading the Sun Belt in assist/turnover ratio at 2.3. Transfer Deion James will see substantial minutes in the post was the NJCAA Division II National Player of the Year and a first team NJCAA All-American as a sophomore at Pima JC.

Freshmen Noah Williams, Volodymyr Markovetsky, and DJ Rodman are expected to make an impact in their first seasons. Williams, the son of WSU great Guy Williams, averaged 17.5 ppg, 8.4 rbg and 4.7 apg as a senior at O'Dea HS. Markovetsky gives the Cougs a 7-1 center on the block who averaged 11.3 ppg, 8.3 rbg and 1.4 bpg in 24.3 minutes at the 2018 FIBA U18 European Championships. Rodman, the son of NBA great Dennis Rodman, averaged 24.2 ppg, 8.9 rbg and 1.2 apg as a senior at JSerra HS.

A LOOK BACK AT 2018-219

Washington State men's basketball concluded the 2018-19 season with a loss to Oregon in the first round of the Pac-12 Tournament, finishing with an 11-20 overall mark and 4-14 league mark. Senior Robert Franks earned three postseason awards. He was named to the All-Pac-12 First Team as well as NABC All-District 20 and USBWA All-District IX first team.

COUGAR NOTES CONTINUED

PRESEASON POLL

The Cougars were picked to finish 11th in the preseason coaches poll. Oregon was picked as the preseason conference favorite just ahead of Colorado and Washington.

KLAY THOMPSON'S JERSEY RETIRED

Klay Thompson became the second Cougar men's basketball student-athlete to have his jersey retired, joining Steve Puidokas. Thompson's number 1 jersey was hung in the rafters during halftime of the Cougars' game against Oregon State on Jan. 18. Thompson was the 11th overall draft pick of the 2011 NBA Draft and has won three NBA Championships with the Golden State Warriors. He played three seasons for the Cougars (2009-11) and holds the WSU single-season records for scoring (733 points) and 3-pointers (98), while ranking third in career scoring (1,756) and second in 3-pointers (242).

RAVELING TO THE RAFTERS

Cougar Athletics will honor the contributions of legendary basketball coach George Raveling in a ceremony Feb. 9 in Pullman. Raveling's name will be hung in the Beasley Coliseum rafters during a halftime ceremony of the Boeing Apple Cup series game between Washington State and Washington. Raveling coached at WSU from 1972-83, taking the Cougars to NCAA Tournaments in 1980 and 1983. The 1980 appearance marked the first for WSU since finishing second in 1941. While at WSU, he earned 167 victories, and was twice named the Pac-8/10 Conference Coach of the Year.

COUGS SIGN TWO TO NLI

During the early signing period which began Nov. 13, the Cougars signed two to National Letters of Intent for the 2020-21 season. Joining the Cougs are **Efe Abogidi** (Delta State, Nigeria) and **TJ Bamba** (Bronx, NY).

Abogidi - A 6-9 forward out of the NBA Global Academy, Abogidi was nicknamed The Klaw by his teammates due to his enormous hands and 7-4 wing span. A freak athlete, Abogidi went viral at 15 winning a dunk contest with a dunk from the free throw line while playing with the NBA Academy Africa. Abogidi moved to Australia in 2017 to train at the Basketball Australia's Centre of Excellence at the Australian Institute

Bamba - A 6-5 combo guard, Bamba will come to the Cougs from Abraham Lincoln High School in Denver, Colo. where he will graduate in 2020. As junior, the athletic wing averaged 13.5 points, 5.1 rebounds, and 2.5 assists for the Lancers. Bamba began high school at KIPP NYC Prep School before transferring to Lincoln HS in 2017 as a sophomore. Outside of high school, Bamba plays for the Colorado Hawks on the AAU circuit.



J

JERVAEROBINSON

6-2 | SENIOR | GUARD | AURORA, COLO.

2019-20 GAME-BY-GAME STATISTICS

DATE	OPPONENT	GS	MIN	FGM/A	%	3FG/A	%	FTM/A	%	OFF	DEF	TOT	AVG	PF	AST	T/O	BLK	STL	PTS	PPG
11/07/19	SEATTLE U		20	3-7	.429	1-3	.333	0-0	.000	0	0	0	0.0	0	0	0	0	1	7	7.0
11/12/09	AT SANTA CLARA		23	2-9	.222	2-4	.500	2-2	1.000	1	4	5	2.5	0	1	1	0	4	8	7.5
11/17/19	IDAHO ST.		21	1-5	.200	0-1	.000	0-0	.000	1	2	3	2.7	0	1	0	0	1	2	5.7
11/21/19	OMAHA	*	26	2-6	.333	0-3	.000	0-0	.000	3	1	4	3.0	4	1	0	0	0	4	5.3
11/25/19	VS NEBRASKA	*	31	3-13	.231	1-6	.167	0-1	.000	0	4	4	3.2	1	1	2	0	0	7	5.6
11/26/19	VS OLD DOMINION		23	4-7	.571	1-3	.333	1-2	.500	1	1	2	3.0	2	1	2	0	0	10	6.3
11/27/19	VS COLORADO ST.		25	1-3	.333	1-2	.500	0-0	.000	0	2	2	2.9	1	0	0	0	0	3	5.9
12/04/19	AT IDAHO	*	28	4-7	.571	2-4	.500	0-0	.000	0	2	2	2.8	2	1	3	0	2	10	6.4
12/07/19	NEW MEXICO ST.	*	24	0-5	.000	0-1	.000	0-0	.000	1	0	1	2.6	1	4	2	0	0	0	5.7
12/15/19	UC RIVERSIDE	*	23	0-3	.000	0-3	.000	0-0	.000	1	3	4	2.7	0	0	0	1	2	0	5.1
12/19/19	FLORIDA A&M	*	19	1-3	.333	1-1	1.000	0-0	.000	0	5	5	2.9	0	2	3	0	0	3	4.9
12/21/19	INCARNATE WORD	*	21	4-8	.500	0-2	.000	1-1	1.000	0	4	4	3.0	2	2	0	0	1	9	5.3
12/29/19	ARK.-PINE BLUFF	*	29	0-5	.000	0-3	.000	0-0	.000	1	2	3	3.0	0	4	0	0	0	0	4.8
01/02/20	USC	*	32	1-5	.200	0-2	.000	2-2	1.000	0	1	1	2.9	2	3	1	0	1	4	4.8
01/04/20	UCLA	*	24	1-4	.250	1-3	.333	0-0	.000	0	3	3	2.9	1	1	0	0	1	3	4.7
01/09/20	AT CALIFORNIA	*	20	1-3	.333	0-2	.000	0-0	.000	0	0	0	2.7	1	0	1	0	0	2	4.5
01/11/20	AT STANFORD	*	23	2-4	.500	1-2	.500	0-0	.000	1	1	2	2.6	3	0	2	0	1	5	4.5
01/16/20	OREGON	*	27	2-3	.667	2-3	.667	0-0	.000	0	3	3	2.7	2	0	2	0	1	6	4.6
01/18/20	OREGON ST.	*	14	0-3	.000	0-2	.000	0-0	.000	1	1	2	2.6	2	0	1	0	1	0	4.4
01/23/20	AT COLORADO	*	28	3-7	.429	1-4	.250	1-2	.500	0	4	4	2.7	3	1	2	0	1	8	4.6
TOTAL			481	35-110	.318	14-54	.259	7-10	.700	11	43	54	2.7	27	23	22	1	17	91	4.6

CAREER/SEASON HIGHS

Minutes	
Career	32 vs. Oregon (at Las Vegas), 3/13/19
Season	31 vs Nebraska (at Cayman Isl.), 11/25/19
Pac-12	32 (twice) vs USC, 1/2/20
Points	
Career	14 at Washington, 1/5/19
Season	10 (twice) at Idaho, 12/4/19
Pac-12	14 at Washington, 1/5/19
Field Goals Made	
Career	6 at Washington, 1/05/19
Season	4 (three times) vs Incarnate Word, 12/21/19
Pac-12	6 at Washington, 1/05/19
Field Goal Attempts	
Career	13 (twice) vs ODU (at Cayman Isl.), 11/26/19
Season	13 vs ODU (at Cayman Isl.), 11/26/19
Pac-12	13 at Washington, 1/05/19
3-Pt Field Goals Made	
Career	3 at New Mexico State, 12/1/18
Season	2 (three times) vs Oregon, 1/16/20
Pac-12	2 (three times) vs Oregon, 1/16/20
3-Pt Field Goal Attempts	
Career	7 at Washington, 1/05/19
Season	6 vs Nebraska (at Cayman Isl.), 11/25/19
Pac-12	7 at Washington, 1/05/19
Free Throws Made	
Career	5 at Arizona State, 2/7/19
Season	2 at Santa Clara, 11/12/19
Pac-12	5 at Arizona State, 2/7/19
Free Throws Attempted	
Career	6 at Arizona State, 2/7/19
Season	2 (four times) at Colorado, 1/23/20
Pac-12	6 at Arizona State, 2/7/19
Rebounds	
Career	5 (twice) vs Florida A&M, 12/19/19
Season	5 (twice) vs Florida A&M, 12/19/19
Pac-12	4 (twice) at Colorado, 1/23/20
Assists	
Career	6 (three times) vs. Washington, 2/16/19
Season	4 (twice) vs Ark.-Pine Bluff, 12/29/19
Pac-12	6 (twice) vs. Washington, 2/16/19
Blocks	
Career	1 (twice) vs UCR, 12/15/19
Season	1 vs UCR, 12/15/19
Pac-12	-
Steals	
Career	4 at Santa Clara, 11/12/19
Season	4 at Santa Clara, 11/12/19
Pac-12	2 vs. Oregon (at Las Vegas), 3/13/19
Most Recent Occurrences Noted	

MISC. STATS

Category	Season	Career
Double-Figure Scoring	2	5
Double-Figure Rebounding	0	0
Double-Doubles	0	0
Triple-Doubles	0	0
Led WSU in Scoring	0	0
Led WSU in Rebounding	0	0
20+ Point Games	0	0
30+ Point Games	0	0

CAREER STATS

YEAR	GP	GS	MIN	AVG	FG	FGA	PCT	3FG	3FGA	3PCT	FT	FTA	PCT	OFF	DEF	TOT	AVG	PF	FO	AST	A/G	TO	BLK	STL	PTS	AVG
2018-19	32	7	579	18.1	57	152	.375	19	66	.288	15	22	.682	6	39	45	1.4	52	1	61	1.9	41	1	14	148	4.6
2019-20	20	15	481	24.1	35	110	.318	14	54	.259	7	10	.700	11	43	54	2.7	27	0	23	1.2	22	1	17	91	4.6
TOTAL	52	22	1060	20.4	92	262	.351	33	120	.275	22	32	.688	17	82	99	1.9	79	1	84	1.6	63	2	31	239	4.6



2

CJELLEBY

6-6 | SOPHOMORE | FORWARD | SEATTLE, WASH.

2019-20 GAME-BY-GAME STATISTICS

DATE	OPPONENT	GS	MIN	FGM/A	%	3FG/A	%	FTM/A	%	OFF	DEF	TOT	AVG	PF	AST	T/O	BLK	STL	PTS	PPG
11/07/19	SEATTLE U	*	30	12-18	.667	3-8	.375	0-1	.000	2	5	7	7.0	1	0	0	0	3	27	27.0
11/12/19	AT SANTA CLARA	*	29	4-14	.286	1-7	.143	1-3	.333	0	2	2	4.5	5	1	5	0	1	10	18.5
11/17/19	IDAHO ST.	*	38	9-14	.643	2-4	.500	3-4	.750	3	5	8	5.7	1	1	2	0	7	23	20.0
11/21/19	OMAHA	*	37	7-19	.368	4-9	.444	9-10	.900	0	9	9	6.5	3	3	1	0	0	27	21.8
11/25/19	VS NEBRASKA	*	28	9-21	.429	2-7	.286	7-7	1.000	2	4	6	6.4	3	1	3	1	2	27	22.8
11/26/19	VS OLD DOMINION	*	31	6-16	.375	3-8	.375	6-8	.750	1	4	5	6.2	1	2	0	0	0	21	22.5
11/27/19	VS COLORADO ST.	*	36	7-19	.368	2-11	.182	0-0	.000	0	6	6	6.1	3	4	3	1	0	16	21.6
12/04/19	AT IDAHO	*	29	3-12	.250	0-6	.000	4-4	1.000	1	5	6	6.1	1	0	2	0	2	10	20.1
12/07/19	NEW MEXICO ST.	*	36	4-8	.500	2-6	.333	10-13	.769	0	7	7	6.2	2	3	0	0	2	20	20.1
12/15/19	UC RIVERSIDE	*	26	7-11	.636	1-2	.500	5-6	.833	2	4	6	6.2	4	1	4	1	3	20	20.1
12/19/19	FLORIDA A&M	*	34	10-15	.667	1-4	.250	4-5	.800	0	11	11	6.6	4	3	1	0	2	25	20.5
12/21/19	INCARNATE WORD	*	27	5-13	.385	1-3	.333	2-3	.667	1	6	7	6.7	1	1	2	1	1	13	19.9
12/29/19	ARK.-PINE BLUFF	*	34	8-18	.444	2-7	.286	4-4	1.000	2	5	7	6.7	4	2	1	3	1	22	20.1
01/02/20	USC	*	31	3-22	.136	1-8	.125	2-3	.667	5	5	10	6.9	5	1	1	0	1	9	19.3
01/04/20	UCLA	*	29	4-13	.308	2-4	.500	5-5	1.000	0	5	5	6.8	5	1	2	1	4	15	19.0
01/09/20	AT CALIFORNIA	*	38	6-17	.353	4-9	.444	6-8	.750	3	6	9	6.9	4	2	2	0	1	22	19.2
01/11/20	AT STANFORD	*	23	2-9	.222	2-5	.400	0-0	.000	0	3	3	6.7	4	2	5	0	0	6	18.4
01/16/20	OREGON	*	38	9-20	.450	4-7	.571	3-3	1.000	6	8	14	7.1	1	3	1	0	1	25	18.8
01/18/20	OREGON ST.	*	38	7-15	.467	2-7	.286	6-6	1.000	2	7	9	7.2	3	5	2	0	0	22	18.9
01/23/20	AT COLORADO	*	29	6-12	.500	2-4	.500	1-2	.500	1	4	5	7.1	4	0	2	2	2	15	18.8
TOTAL			641	128-306	.418	41-126	.325	78-95	.821	31	111	142	7.1	59	36	39	10	33	375	18.8

CAREER/SEASON HIGHS

Minutes	
Career	40 vs. Stanford, 1/19/19
Season	38 (three times) vs Oregon, 1/16/20
Pac-12	40 vs. Stanford, 1/19/19
Points	
Career	27 (three times) vs Nebraska (at Cayman Isl), 11/25/19
Season	27 (three times) vs Nebraska (at Cayman Isl), 11/25/19
Pac-12	26 at Washington, 1/05/19
Field Goals Made	
Career	12 vs Seattle U, 11/7/19
Season	12 vs Seattle U, 11/7/19
Pac-12	9 (twice) vs Oregon, 1/16/20
Field Goal Attempts	
Career	22 vs USC, 1/2/20
Season	22 vs USC, 1/2/20
Pac-12	22 vs USC, 1/2/20
3-Pt Field Goals Made	
Career	4 (five times) vs Oregon, 1/16/20
Season	4 (three times) vs Oregon, 1/16/20
Pac-12	4 (three times) vs Oregon, 1/16/20
3-Pt Field Goal Attempts	
Career	11 vs Colorado St. (at Cayman Isl), 11/27/19
Season	11 vs Colorado St. (at Cayman Isl), 11/27/19
Pac-12	9 at Cal, 1/9/20
Free Throws Made	
Career	10 vs NMSU, 12/7/19
Season	10 vs NMSU, 12/7/19
Pac-12	8 at Arizona, 2/9/19
Free Throws Attempted	
Career	13 vs NMSU, 12/7/19
Season	13 vs NMSU, 12/7/19
Pac-12	12 at Arizona, 2/9/19
Rebounds	
Career	14 vs Oregon, 1/16/20
Season	14 vs Oregon, 1/16/20
Pac-12	14 vs Oregon, 1/16/20
Assists	
Career	9 at Arizona State, 2/7/19
Season	5 vs Oregon St., 1/18/20
Pac-12	9 at Arizona State, 2/7/19
Blocks	
Career	3 (twice) vs Ark.-Pine Bluff, 12/29/19
Season	3 vs Ark.-Pine Bluff, 12/29/19
Pac-12	2 (twice) at Colorado, 1/23/20
Steals	
Career	7 vs Idaho State, 11/17/19
Season	7 vs Idaho State, 11/17/19
Pac-12	4 vs UCLA, 1/4/20

Most Recent Occurrences Noted

MISC. STATS

Category	Season	Career
Double-Figure Scoring	18	43
Double-Figure Rebounding	3	10
Double-Doubles	2	7
Triple-Doubles	0	0
Led WSU in Scoring	13	25
Led WSU in Rebounding	9	24
20+ Point Games	12	20
30+ Point Games	0	0

CAREER STATS

YEAR	GP	GS	MIN	AVG	FG	FGA	PCT	3FG	3FGA	3PCT	FT	FTA	PCT	OFF	DEF	TOT	AVG	PF	FO	AST	A/G	TO	BLK	STL	PTS	AVG
2018-19	32	28	987	30.8	168	385	.436	53	128	.414	82	124	.661	51	176	227	7.1	82	2	96	3.0	96	18	33	471	14.7
2019-20	20	20	641	32.1	128	306	.418	41	126	.325	78	95	.821	31	111	142	7.1	59	3	36	1.8	39	10	33	375	18.8
TOTAL	52	48	1628	31.3	296	691	.428	94	254	.370	160	219	.731	82	287	369	7.1	141	5	132	2.5	135	28	66	846	16.3



3

DARON HENSON

6-7 | JUNIOR | FORWARD | PASADENA, CALIF.

2019-20 GAME-BY-GAME STATISTICS

DATE	OPPONENT	GS	MIN	FGM/A	%	3FG/A	%	FTM/A	%	OFF	DEF	TOT	AVG	PF	AST	T/O	BLK	STL	PTS	PPG
11/07/19	SEATTLE U	2	1-2	.500	0-1	.000	0-0	.000	0	0	0	0.0	0	0	0	0	0	0	2	2.0
11/12/19	AT SANTA CLARA									DNP										
11/17/19	IDAHO STATE									DNP										
11/22/19	OMAHA									DNP										
11/25/19	VS NEBRASKA									DNP										
11/26/19	VS OLD DOMINION									DNP										
11/27/19	VS COLORADO ST.									DNP										
12/04/19	AT IDAHO									DNP										
12/07/19	NEW MEXICO ST.									DNP										
12/15/19	UC RIVERSIDE									DNP										
12/19/19	FLORIDA A&M									DNP										
12/21/19	INCARNATE WORD									DNP										
12/29/19	ARK.-PINE BLUFF									DNP										
01/02/20	USC									DNP										
01/04/20	UCLA									DNP										
01/09/20	AT CALIFORNIA									DNP										
01/11/20	AT STANFORD	19	4-7	.571	4-6	.667	0-2	.000	1	1	2	1.0	0	0	3	0	0	12	7.0	
01/16/20	OREGON									DNP										
01/18/20	OREGON ST.									DNP										
01/23/20	AT COLORADO	17	5-9	.556	3-5	.600	0-0	.000	1	1	2	1.3	1	0	0	0	0	13	9.0	
TOTAL		38	10-18	.556	7-12	.583	0-2	.000	2	2	4	1.3	1	0	3	0	0	27	9.0	

CAREER/SEASON HIGHS

Minutes	
Career	19 at Stanford, 1/11/20
Season	19 at Stanford, 1/11/20
Pac-12	19 at Stanford, 1/11/20
Points	
Career	13 at Colorado, 1/23/20
Season	13 at Colorado, 1/23/20
Pac-12	13 at Colorado, 1/23/20
Field Goals Made	
Career	5 at Colorado, 1/23/20
Season	5 at Colorado, 1/23/20
Pac-12	5 at Colorado, 1/23/20
Field Goal Attempts	
Career	9 at Colorado, 1/23/20
Season	9 at Colorado, 1/23/20
Pac-12	9 at Colorado, 1/23/20
3-Pt Field Goals Made	
Career	4 at Stanford, 1/11/20
Season	4 at Stanford, 1/11/20
Pac-12	4 at Stanford, 1/11/20
3-Pt Field Goal Attempts	
Career	6 at Stanford, 1/11/20
Season	6 at Stanford, 1/11/20
Pac-12	6 at Stanford, 1/11/20
Free Throws Made	
Career	-
Season	-
Pac-12	-
Free Throws Attempted	
Career	2 at Stanford, 1/11/20
Season	2 at Stanford, 1/11/20
Pac-12	2 at Stanford, 1/11/20
Rebounds	
Career	2 (twice) at Colorado, 1/23/20
Season	2 (twice) at Colorado, 1/23/20
Pac-12	2 (twice) at Colorado, 1/23/20
Assists	
Career	-
Season	-
Pac-12	-
Blocks	
Career	-
Season	-
Pac-12	-
Steals	
Career	-
Season	-
Pac-12	-

Most Recent Occurrences Noted

MISC. STATS

Category	Season	Career
Double-Figure Scoring	2	2
Double-Figure Rebounding	0	0
Double-Doubles	0	0
Triple-Doubles	0	0
Led WSU in Scoring	0	0
Led WSU in Rebounding	0	0
20+ Point Games	0	0
30+ Point Games	0	0

CAREER STATS

YEAR	GP	GS	MIN	AVG	FG	FGA	PCT	3FG	3FGA	3PCT	FT	FTA	PCT	OFF	DEF	TOT	AVG	PF	FO	AST	A/G	TO	BLK	STL	PTS	AVG
2019-20	3	0	38	12.7	10	18	.556	7	12	.583	0	2	.000	2	2	4	1.3	1	0	0	0.0	3	0	0	27	9.0
TOTAL	3	0	38	12.7	10	18	.556	7	12	.583	0	2	.000	2	2	4	1.3	1	0	0	0.0	3	0	0	27	9.0



4

ALJAŽKUNC

6-8 | SOPHOMORE | FORWARD | LJUBLJANA, SLOVENIA

CAREER/SEASON HIGHS

Minutes	
Career	34 at Santa Clara, 11/12/19
Season	34 at Santa Clara, 11/12/19
Pac-12	29 vs. USC, 2/2/19
Points	
Career	14 vs. USC, 2/2/19
Season	13 (three times) vs Incarnate Word, 12/21/19
Pac-12	14 vs. USC, 2/2/19
Field Goals Made	
Career	5 vs UCR, 12/15/19
Season	5 vs UCR, 12/15/19
Pac-12	4 vs. USC, 2/2/19
Field Goal Attempts	
Career	12 vs Incarnate Word, 12/21/19
Season	12 vs Incarnate Word, 12/21/19
Pac-12	7 at Stanford, 1/11/20
3-Pt Field Goals Made	
Career	3 vs Incarnate Word, 12/21/19
Season	3 vs Incarnate Word, 12/21/19
Pac-12	2 (five times) vs Oregon, 1/16/20
3-Pt Field Goal Attempts	
Career	6 (twice) vs Incarnate Word, 12/21/19
Season	6 (twice) vs Incarnate Word, 12/21/19
Pac-12	4 vs UCLA, 1/4/20
Free Throws Made	
Career	6 vs UCLA, 1/4/20
Season	6 vs UCLA, 1/4/20
Pac-12	6 vs UCLA, 1/4/20
Free Throws Attempted	
Career	9 vs UCLA, 1/4/20
Season	9 vs UCLA, 1/4/20
Pac-12	9 vs UCLA, 1/4/20
Rebounds	
Career	8 vs Incarnate Word, 12/21/19
Season	8 vs Incarnate Word, 12/21/19
Pac-12	5 vs. Washington, 2/16/19
Assists	
Career	2 (three times) vs Incarnate Word, 12/21/19
Season	2 (twice) vs Incarnate Word, 12/21/19
Pac-12	2 vs. USC, 2/2/19
Blocks	
Career	2 vs Oregon, 1/16/20
Season	2 vs Oregon, 1/16/20
Pac-12	2 vs Oregon, 1/16/20
Steals	
Career	2 (five times) at Colorado, 1/23/20
Season	2 (four times) at Colorado, 1/23/20
Pac-12	2 (twice) at Colorado, 1/23/20

Most Recent Occurrences Noted

MISC. STATS

Category	Season	Career
Double-Figure Scoring	4	5
Double-Figure Rebounding	0	0
Double-Doubles	0	0
Triple-Doubles	0	0
Led WSU in Scoring	0	0
Led WSU in Rebounding	2	2
20+ Point Games	0	0
30+ Point Games	0	0

CAREER STATS

YEAR	GP	GS	MIN	AVG	FG	FGA	PCT	3FG	3FGA	3PCT	FT	FTA	PCT	OFF	DEF	TOT	AVG	PF	FO	AST	A/G	TO	BLK	STL	PTS	AVG
2018-19	31	1	363	11.7	30	67	.448	12	34	.353	10	13	.769	10	45	55	1.8	48	1	13	0.4	23	8	13	82	2.6
2019-20	20	17	406	20.3	41	114	.360	20	63	.317	19	27	.704	25	50	75	3.8	35	0	10	0.5	11	11	10	121	6.1
TOTAL	51	18	769	15.1	71	181	.392	32	97	.330	29	40	.725	35	95	130	2.5	83	1	23	0.5	34	19	23	203	4.0



5

MARVIN CANNON

6-5 | JUNIOR | GUARD | RICHMOND, VIR.

CAREER/SEASON HIGHS

2019-20 GAME-BY-GAME STATISTICS																				
DATE	OPPONENT	GS	MIN	FGM/A	%	3FG/A	%	FTM/A	%	OFF	DEF	TOT	AVG	PF	AST	T/O	BLK	STL	PTS	PPG
11/07/19	SEATTLE U		10	1-5	.200	0-3	.000	0-0	.000	2	1	3	3.0	1	0	1	0	0	2	2.0
11/12/19	AT SANTA CLARA		7	1-3	.333	0-1	.000	1-2	.500	1	1	2	2.5	1	0	0	0	0	3	2.5
11/17/19	IDAHO ST.		5	0-2	.000	0-1	.000	0-0	.000	0	0	0	1.7	0	1	0	0	0	0	1.7
11/21/19	OMAHA		17	0-3	.000	0-1	.000	0-0	.000	1	0	1	1.5	2	0	1	0	0	0	1.3
11/25/19	VS NEBRASKA		8	1-1	1.000	0-0	.000	0-0	.000	0	0	0	1.2	0	0	0	0	0	2	1.4
11/26/19	VS OLD DOMINION		30	5-9	.556	2-4	.500	2-2	1.000	2	5	7	2.2	1	2	0	2	1	14	3.5
11/27/19	VS COLORADO ST.		15	1-5	.200	0-3	.000	0-0	.000	0	0	0	1.9	2	1	0	0	0	2	3.3
12/04/19	AT IDAHO		11	1-4	.250	1-4	.250	0-0	.000	0	1	1	1.8	2	0	1	0	0	3	3.3
12/07/19	NEW MEXICO ST.		16	1-3	.333	1-2	.500	4-4	1.000	0	2	2	1.8	2	0	0	1	1	7	3.7
12/15/19	UC RIVERSIDE		18	1-3	.333	1-1	1.000	2-2	1.000	0	3	3	1.9	0	0	0	0	0	5	3.8
12/19/19	FLORIDA A&M		22	3-4	.750	1-2	.500	4-4	1.000	3	5	8	2.5	1	1	0	1	0	11	4.5
12/21/19	INCARNATE WORD		27	3-4	.750	0-0	.000	2-3	.667	1	3	4	2.6	0	2	1	0	0	8	4.8
12/29/19	ARK.-PINE BLUFF									DNP										
01/02/20	USC									DNP										
01/04/20	UCLA									DNP										
01/09/20	AT CALIFORNIA									DNP										
01/11/20	AT STANFORD									DNP										
01/16/20	OREGON									DNP										
01/18/20	OREGON ST.									DNP										
01/23/20	AT COLORADO									DNP										
TOTAL			186	18-46	.391	6-22	.273	15-17	.882	10	21	31	2.6	12	7	4	4	2	57	4.8


Minutes	
Career	37 vs. Washington, 2/16/19
Season	30 vs ODU (at Cayman Isl), 11/26/19
Pac-12	37 vs. Washington, 2/16/19
Points	
Career	25 vs. Washington, 2/16/19
Season	14 vs ODU (at Cayman Isl), 11/26/19
Pac-12	25 vs. Washington, 2/16/19
Field Goals Made	
Career	8 vs. Washington, 2/16/19
Season	5 vs ODU (at Cayman Isl), 11/26/19
Pac-12	8 vs. Washington, 2/16/19
Field Goal Attempts	
Career	15 vs. Washington, 2/16/19
Season	9 vs ODU (at Cayman Isl), 11/26/19
Pac-12	15 vs. Washington, 2/16/19
3-Pt Field Goals Made	
Career	3 vs. Washington, 2/16/19
Season	2 vs ODU (at Cayman Isl), 11/26/19
Pac-12	3 vs. Washington, 2/16/19
3-Pt Field Goal Attempts	
Career	5 vs. Washington, 2/16/19
Season	4 (twice) at Idaho, 12/3/19
Pac-12	5 vs. Washington, 2/16/19
Free Throws Made	
Career	15 vs. Rider, 12/17/18
Season	4 (twice) vs Florida A&M, 12/19/19
Pac-12	7 at Arizona State, 2/7/19
Free Throws Attempted	
Career	16 vs. Rider, 12/17/18
Season	4 (twice) vs Florida A&M, 12/19/19
Pac-12	8 at Arizona State, 2/7/19
Rebounds	
Career	8 (twice) vs Florida A&M, 12/19/19
Season	8 vs Florida A&M, 12/19/19
Pac-12	8 vs. Washington, 2/16/19
Assists	
Career	3 (twice) vs. California, 1/17/19
Season	2 vs ODU (at Cayman Isl), 11/26/19
Pac-12	3 vs. California, 1/17/19
Blocks	
Career	3 (twice) at California, 3/2/19
Season	2 vs Incarnate Word, 12/21/19
Pac-12	3 (twice) at California, 3/2/19
Steals	
Career	2 (four times) vs. Washington, 2/16/19
Season	1 (twice) vs NMSU, 12/7/19
Pac-12	2 (four times) vs. Washington, 2/16/19
Most Recent Occurrences Noted	

MISC. STATS

Category	Season	Career
Double-Figure Scoring	2	14
Double-Figure Rebounding	0	0
Double-Doubles	0	0
Triple-Doubles	0	0
Led WSU in Scoring	0	4
Led WSU in Rebounding	1	4
20+ Point Games	0	2
30+Point Games	0	0

CAREER STATS

YEAR	GP	GS	MIN	AVG	FG	FGA	PCT	3FG	3FGA	3PCT	FT	FTA	PCT	OFF	DEF	TOT	AVG	PF	FO	AST	A/G	TO	BLK	STL	PTS	AVG
2018-19	32	21	688	21.5	72	165	.436	18	54	.333	92	109	.844	35	73	108	3.4	51	0	19	0.6	39	23	17	254	7.9
2019-20	12	0	186	15.5	18	46	.391	6	22	.273	15	17	.882	10	21	31	2.6	12	0	7	0.6	4	4	2	57	4.8
TOTAL	44	21	874	19.9	90	211	.427	24	76	.316	107	126	.849	45	94	139	3.2	63	0	26	0.6	43	27	19	311	7.1



10

ISAACBONTON

6-3 | JUNIOR | GUARD | PORTLAND, ORE.

2019-20 GAME-BY-GAME STATISTICS

DATE	OPPONENT	GS	MIN	FGM/A	%	3FG/A	%	FTM/A	%	OFF	DEF	TOT	AVG	PF	AST	T/O	BLK	STL	PTS	PPG
11/07/19	SEATTLE U	*	30	5-14	.357	0-3	.000	2-4	.500	1	7	8	8.0	1	4	0	1	1	12	12.0
11/12/19	AT SANTA CLARA	*	33	7-20	.350	0-5	.000	5-7	.714	0	1	1	4.5	1	4	1	0	1	19	15.5
11/17/19	IDAHO ST.	*	35	5-15	.333	1-7	.143	4-6	.667	0	2	2	3.7	3	4	2	1	0	15	15.3
11/21/19	OMAHA	*	37	7-20	.350	4-13	.308	0-0	.000	1	6	7	4.5	2	6	1	0	1	18	16.0
11/25/19	VS NEBRASKA	*	30	6-19	.316	3-9	.333	2-3	.667	0	7	7	5.0	2	0	4	0	2	17	16.2
11/26/19	VS OLD DOMINION	*	31	3-12	.250	1-4	.250	2-2	1.000	0	2	2	4.5	1	2	1	0	3	9	15.0
11/27/19	VS COLORADO ST.	*	37	3-16	.188	2-7	.286	3-4	.750	1	4	5	4.6	2	1	3	0	1	11	14.4
12/04/19	AT IDAHO									DNP										
12/07/19	NEW MEXICO ST.		16	1-5	.200	1-3	.333	0-0	.000	0	1	1	4.1	2	1	1	0	0	3	13.0
12/15/19	UC RIVERSIDE	*	29	5-15	.333	2-5	.400	0-0	.000	0	1	1	3.8	3	3	2	0	2	12	12.9
12/19/19	FLORIDA A&M	*	19	1-10	.100	1-5	.200	2-2	1.000	1	0	1	3.5	5	2	4	0	0	5	12.1
12/21/19	INCARNATE WORD	*	31	7-16	.438	2-4	.500	3-4	.750	7	5	12	4.3	1	6	5	1	0	19	12.7
12/29/19	ARK.-PINE BLUFF	*	35	5-13	.385	4-8	.500	2-2	1.000	0	5	5	4.3	3	3	5	0	1	16	13.0
01/02/20	USC	*	32	7-26	.269	4-12	.333	0-1	.000	1	2	3	4.2	1	2	0	0	1	18	13.4
01/04/20	UCLA	*	39	7-14	.500	0-4	.000	3-4	.750	0	5	5	4.3	1	5	3	1	0	17	13.6
01/09/20	AT CALIFORNIA	*	26	3-6	.500	2-3	.667	2-2	1.000	0	2	2	4.1	4	4	2	0	0	10	13.4
01/11/20	AT STANFORD	*	30	4-11	.364	3-7	.429	4-5	.800	0	3	3	4.1	0	4	2	0	0	15	13.5
01/16/20	OREGON	*	35	4-10	.400	1-3	.333	3-5	.600	1	1	2	3.9	2	6	6	1	2	12	13.4
01/18/20	OREGON ST.	*	39	8-13	.615	4-7	.571	14-14	1.000	1	7	8	4.2	2	8	2	1	2	34	14.6
01/23/20	AT COLORADO	*	33	4-16	.250	2-3	.667	0-0	.000	0	3	3	4.1	2	7	5	0	1	10	14.3
TOTAL			597	92-271	.339	37-112	.330	51-65	.785	14	64	78	4.1	38	72	49	6	18	272	14.3

CAREER/SEASON HIGHS

Minutes	
Career	39 (twice) vs Oregon St., 1/18/20
Season	39 (twice) vs Oregon St., 1/18/20
Pac-12	39 (twice) vs Oregon St., 1/18/20
Points	
Career	34 vs Oregon St., 1/18/20
Season	34 vs Oregon St., 1/18/20
Pac-12	34 vs Oregon St., 1/18/20
Field Goals Made	
Career	8 vs Oregon St., 1/18/20
Season	8 vs Oregon St., 1/18/20
Pac-12	8 vs Oregon St., 1/18/20
Field Goal Attempts	
Career	26 vs USC, 1/2/20
Season	26 vs USC, 1/2/20
Pac-12	26 vs USC, 1/2/20
3-Pt Field Goals Made	
Career	4 (four times) vs Oregon St., 1/18/20
Season	4 (four times) vs Oregon St., 1/18/20
Pac-12	4 (twice) vs Oregon St., 1/18/20
3-Pt Field Goal Attempts	
Career	13 vs Omaha, 11/21/19
Season	13 vs Omaha, 11/21/19
Pac-12	12 vs USC, 1/2/20
Free Throws Made	
Career	14 vs Oregon St., 1/18/20
Season	14 vs Oregon St., 1/18/20
Pac-12	14 vs Oregon St., 1/18/20
Free Throws Attempted	
Career	14 vs Oregon St., 1/18/20
Season	14 vs Oregon St., 1/18/20
Pac-12	14 vs Oregon St., 1/18/20
Rebounds	
Career	12 vs Incarnate Word, 12/21/19
Season	12 vs Incarnate Word, 12/21/19
Pac-12	8 vs Oregon St., 1/18/20
Assists	
Career	8 vs Oregon St., 1/18/20
Season	8 vs Oregon St., 1/18/20
Pac-12	8 vs Oregon St., 1/18/20
Blocks	
Career	1 (six times) vs Oregon St., 1/18/20
Season	1 (six times) vs Oregon St., 1/18/20
Pac-12	1 (three times) vs Oregon St., 1/18/20
Steals	
Career	3 vs ODU (at Cayman Isl), 11/27/19
Season	3 vs ODU (at Cayman Isl), 11/27/19
Pac-12	2 (twice) vs Oregon St., 1/18/20
Most Recent Occurrences Noted	

MISC. STATS

Category	Season	Career
Double-Figure Scoring	16	16
Double-Figure Rebounding	1	1
Double-Doubles	1	1
Triple-Doubles	0	0
Led WSU in Scoring	6	6
Led WSU in Rebounding	1	1
20+ Point Games	1	1
30+ Point Games	1	1

CAREER STATS

YEAR	GP	GS	MIN	AVG	FG	FGA	PCT	3FG	3FGA	3PCT	FT	FTA	PCT	OFF	DEF	TOT	AVG	PF	FO	AST	A/G	TO	BLK	STL	PTS	AVG
2019-20	19	18	597	31.4	92	271	.339	37	112	.330	51	65	.785	14	64	78	4.1	38	1	72	3.8	49	6	18	272	14.3
TOTAL	19	18	597	31.4	92	271	.339	37	112	.330	51	65	.785	14	64	78	4.1	38	1	72	3.8	49	6	18	272	14.3



11

DJRODMAN

6-6 | FRESHMAN | FORWARD | NEWPORT BEACH, CALIF.

CAREER/SEASON HIGHS

Minutes	
Career	30 vs Oregon St., 1/18/20
Season	30 vs Oregon St., 1/18/20
Pac-12	30 vs Oregon St., 1/18/20

Points	
Career	8 vs Oregon, 1/16/20
Season	8 vs Oregon, 1/16/20
Pac-12	8 vs Oregon, 1/16/20

Field Goals Made	
Career	2 (three times) vs Oregon St., 1/18/20
Season	2 (three times) vs Oregon St., 1/18/20
Pac-12	2 (twice) vs Oregon St., 1/18/20

Field Goal Attempts	
Career	7 vs Oregon St., 1/18/20
Season	7 vs Oregon St., 1/18/20
Pac-12	7 vs Oregon St., 1/18/20

3-Pt Field Goals Made	
Career	2 (twice) vs Oregon St., 1/18/20
Season	2 (twice) vs Oregon St., 1/18/20
Pac-12	2 (twice) vs Oregon St., 1/18/20

3-Pt Field Goal Attempts	
Career	4 (twice) vs Oregon St., 1/18/20
Season	4 (twice) vs Oregon St., 1/18/20
Pac-12	4 (twice) vs Oregon St., 1/18/20

Free Throws Made	
Career	2 vs Oregon, 1/16/20
Season	2 vs Oregon, 1/16/20
Pac-12	2 vs Oregon, 1/16/20

Free Throws Attempted	
Career	3 vs Oregon, 1/16/20
Season	3 vs Oregon, 1/16/20
Pac-12	3 vs Oregon, 1/16/20

Rebounds	
Career	5 vs Oregon, 1/16/20
Season	5 vs Oregon, 1/16/20
Pac-12	5 vs Oregon, 1/16/20

Assists	
Career	2 vs Nebraska (at Cayman Isl), 11/25/19
Season	2 vs Nebraska (at Cayman Isl), 11/25/19
Pac-12	1 vs Oregon, 1/16/20

Blocks	
Career	-
Season	-
Pac-12	-

Steals	
Career	2 vs Oregon St., 1/18/20
Season	2 vs Oregon St., 1/18/20
Pac-12	2 vs Oregon St., 1/18/20

Most Recent Occurrences Noted

MISC. STATS

Category	Season	Career
Double-Figure Scoring	0	0
Double-Figure Rebounding	0	0
Double-Doubles	0	0
Triple-Doubles	0	0
Led WSU in Scoring	0	0
Led WSU in Rebounding	0	0
20+ Point Games	0	0
30+ Point Games	0	0

CAREER STATS

YEAR	GP	GS	MIN	AVG	FG	FGA	PCT	3FG	3FGA	3PCT	FT	FTA	PCT	OFF	DEF	TOT	AVG	PF	FO	AST	A/G	TO	BLK	STL	PTS	AVG
2019-20	15	0	168	11.2	9	31	.290	7	20	.350	3	5	.600	12	16	28	1.9	14	0	4	0.3	3	0	5	28	1.9
TOTAL	15	0	168	11.2	9	31	.290	7	20	.350	3	5	.600	12	16	28	1.9	14	0	4	0.3	3	0	5	28	1.9



13

JEFF POLLARD

6-9 | SENIOR | FORWARD | BOUNTIFUL, UTAH

CAREER/SEASON HIGHS

Minutes	
Career	40 vs UCLA, 1/4/20
Season	40 vs UCLA, 1/4/20
Pac-12	40 vs UCLA, 1/4/20

Points	
Career	16 (three times) vs UCR, 12/15/19
Season	16 (twice) vs UCR, 12/15/19
Pac-12	13 vs. Oregon State, 3/9/19

Field Goals Made	
Career	6 (five times) vs Florida A&M, 12/19/19
Season	6 (twice) vs Florida A&M, 12/19/19
Pac-12	6 vs. Oregon State, 3/9/19

Field Goal Attempts	
Career	12 vs UCR, 12/15/19
Season	12 vs UCR, 12/15/19
Pac-12	9 (twice) vs Oregon St., 1/18/20

3-Pt Field Goals Made	
Career	3 vs Colorado St (at Cayman Isl), 11/27/19
Season	3 vs Colorado St (at Cayman Isl), 11/27/19
Pac-12	1 (twice) vs. Oregon (at Las Vegas), 3/13/19

3-Pt Field Goal Attempts	
Career	7 vs UCR, 12/15/19
Season	7 vs UCR, 12/15/19
Pac-12	2 (three times) at Cal, 1/9/20

Free Throws Made	
Career	7 vs UCR, 12/15/19
Season	7 vs UCR, 12/15/19
Pac-12	6 at Colorado, 1/10/19

Free Throws Attempted	
Career	7 (twice) at Cal, 1/9/20
Season	7 (twice) at Cal, 1/9/20
Pac-12	7 at Cal, 1/9/20

Rebounds	
Career	10 (twice) at Stanford, 1/11/20
Season	10 (twice) at Stanford, 1/11/20
Pac-12	10 at Stanford, 1/11/20

Assists	
Career	3 (three times) at Stanford, 1/11/20
Season	3 at Stanford, 1/11/20
Pac-12	3 at Stanford, 1/11/20

Blocks	
Career	2 vs. IUPUI, 12/16/17
Season	1 (six times) vs UCLA, 1/4/20
Pac-12	1 (twice) vs UCLA, 1/4/20

Steals	
Career	2 (twice) vs. USC, 2/2/19
Season	1 (seven times) at Colorado, 1/23/20
Pac-12	2 (twice) vs. USC, 2/2/19


Most Recent Occurrences Noted

MISC. STATS

Category	Season	Career
Double-Figure Scoring	11	20
Double-Figure Rebounding	2	2
Double-Doubles	0	0
Triple-Doubles	0	0
Led WSU in Scoring	1	1
Led WSU in Rebounding	3	3
20+ Point Games	0	0
30+ Point Games	0	0

CAREER STATS

YEAR	GP	GS	MIN	AVG	FG	FGA	PCT	3FG	3FGA	3PCT	FT	FTA	PCT	OFF	DEF	TOT	AVG	PF	FO	AST	A/G	TO	BLK	STL	PTS	AVG
2016-17	24	1	205	8.5	17	36	.472	0	0	.000	10	16	.625	11	32	43	1.8	24	0	4	0.2	8	2	5	44	1.8
2017-18	27	4	312	11.6	40	72	.556	0	4	.000	18	27	.667	15	32	47	1.7	21	0	10	0.4	17	3	3	98	3.6
2018-19	29	23	525	18.1	55	93	.591	3	10	.300	25	32	.781	24	50	74	2.6	42	0	18	0.6	19	2	11	138	4.8
2019-20	20	20	518	25.9	72	135	.533	10	39	.256	33	43	.767	32	55	87	4.4	40	0	17	0.9	12	6	7	187	9.4
TOTAL	100	48	1560	15.6	184	336	.548	13	53	.245	86	118	.729	82	169	251	2.5	127	0	49	0.5	56	13	26	467	4.7



15

VOLODYMIR MARKOVETSKYY

7-1 | FRESHMAN | CENTER | TRUSKAVETS, UKRAINE

2019-20 GAME-BY-GAME STATISTICS

DATE	OPPONENT	GS	MIN	FGM/A	%	3FG/A	%	FTM/A	%	OFF	DEF	TOT	AVG	PF	AST	T/O	BLK	STL	PTS	PPG
11/07/19	SEATTLE U									DNP										
11/12/19	AT SANTA CLARA									DNP										
11/17/19	IDAHO STATE									DNP										
11/21/19	OMAHA	4	1-1	1.000	0-0	.000	0-0	.000	0	0	0	0.0	1	0	0	1	0	2	2.0	
11/25/19	VS NEBRASKA	8	3-5	.600	0-0	.000	0-2	.000	6	1	7	3.5	2	0	1	0	0	6	4.0	
11/26/19	VS OLD DOMINION	9	0-1	.000	0-0	.000	0-0	.000	1	2	3	3.3	1	0	0	1	0	0	2.7	
11/27/19	VS COLORADO ST.	9	2-3	.667	0-0	.000	0-2	.000	3	1	4	3.5	1	0	0	0	0	4	3.0	
12/04/19	AT IDAHO	7	1-2	.500	0-0	.000	1-2	.500	1	1	2	3.2	1	0	0	0	0	3	3.0	
12/07/19	NEW MEXICO ST.									DNP										
12/15/19	UC RIVERSIDE	0	0-0	.000	0-0	.000	0-0	.000	0	0	0	2.7	1	0	1	0	0	0	2.5	
12/19/19	FLORIDA A&M	2	0-0	.000	0-0	.000	0-0	.000	0	0	0	2.3	2	0	0	0	0	0	2.1	
12/21/19	INCARNATE WORD	2	0-0	.000	0-0	.000	0-0	.000	0	1	1	2.1	0	0	1	0	0	0	1.9	
12/29/19	ARK.-PINE BLUFF									DNP										
01/02/20	USC	9	0-0	.000	0-0	.000	1-2	.500	0	2	2	2.1	2	0	0	0	0	1	1.8	
01/04/20	UCLA									DNP										
01/09/20	AT CALIFORNIA									DNP										
01/11/20	AT STANFORD	8	1-2	.500	0-0	.000	0-2	.000	1	1	2	2.1	2	0	0	0	0	2	1.8	
01/16/20	OREGON									DNP										
01/18/20	OREGON ST.									DNP										
01/23/20	AT COLORADO	4	0-0	.000	0-0	.000	1-2	.500	0	2	2	2.1	0	0	0	1	0	1	1.7	
TOTAL		62	8-14	.571	0-0	.000	3-12	.250	12	11	23	2.1	13	0	3	3	0	19	1.7	

CAREER/SEASON HIGHS

Minutes	
Career	9 (three times) vs USC, 1/2/20
Season	9 (three times) vs USC, 1/2/20
Pac-12	9 vs USC, 1/2/20
Points	
Career	6 vs Nebraska (at Cayman Isl), 11/25/19
Season	6 vs Nebraska (at Cayman Isl), 11/25/19
Pac-12	2 at Stanford, 1/11/20
Field Goals Made	
Career	3 vs Nebraska (at Cayman Isl), 11/25/19
Season	3 vs Nebraska (at Cayman Isl), 11/25/19
Pac-12	1 at Stanford, 1/11/20
Field Goal Attempts	
Career	5 vs Nebraska (at Cayman Isl), 11/25/19
Season	5 vs Nebraska (at Cayman Isl), 11/25/19
Pac-12	2 at Stanford, 1/11/20
3-Pt Field Goals Made	
Career	-
Season	-
Pac-12	-
3-Pt Field Goal Attempts	
Career	-
Season	-
Pac-12	-
Free Throws Made	
Career	1 (three times) at Colorado, 1/23/20
Season	1 (three times) at Colorado, 1/23/20
Pac-12	1 (twice) at Colorado, 1/23/20
Free Throws Attempted	
Career	2 (six times) at Colorado, 1/23/20
Season	2 (six times) at Colorado, 1/23/20
Pac-12	2 (three times) at Colorado, 1/23/20
Rebounds	
Career	7 vs Nebraska (at Cayman Isl), 11/25/19
Season	7 vs Nebraska (at Cayman Isl), 11/25/19
Pac-12	2 (twice) at Stanford, 1/11/20
Assists	
Career	-
Season	-
Pac-12	-
Blocks	
Career	1 (three time) at Colorado, 1/23/20
Season	1 (three time) at Colorado, 1/23/20
Pac-12	1 at Colorado, 1/23/20
Steals	
Career	-
Season	-
Pac-12	-
Most Recent Occurrences Noted	

MISC. STATS

Category	Season	Career
Double-Figure Scoring	0	0
Double-Figure Rebounding	0	0
Double-Doubles	0	0
Triple-Doubles	0	0
Led WSU in Scoring	0	0
Led WSU in Rebounding	0	0
20+ Point Games	0	0
30+ Point Games	0	0

CAREER STATS

YEAR	GP	GS	MIN	AVG	FG	FGA	PCT	3FG	3FGA	3PCT	FT	FTA	PCT	OFF	DEF	TOT	AVG	PF	FO	AST	A/G	TO	BLK	STL	PTS	AVG
2019-20	11	0	62	5.6	8	14	.571	0	0	.000	3	12	.250	12	11	23	2.1	13	0	0	0.0	3	3	0	19	1.7
TOTAL	11	0	62	5.6	8	14	.571	0	0	.000	3	12	.250	12	11	23	2.1	13	0	0	0.0	3	3	0	19	1.7



22

RYAN RAPP

6-5 | FRESHMAN | GUARD | MELBOURNE, AUSTRALIA

CAREER/SEASON HIGHS

2019-20 GAME-BY-GAME STATISTICS																				
DATE	OPPONENT	GS	MIN	FGM/A	%	3FG/A	%	FTM/A	%	OFF	DEF	TOT	AVG	PF	AST	T/O	BLK	STL	PTS	PPG
11/07/19	SEATTLE U									DNP										
11/12/19	AT SANTA CLARA									DNP										
11/17/19	IDAHO STATE									DNP										
11/21/19	OMAHA	6	0-1	.000	0-1	.000	0-0	.000		1	0	1	1.0	1	1	0	0	0	0	0.0
11/25/19	VS NEBRASKA									DNP										
11/26/19	VS OLD DOMINION									DNP										
11/27/19	VS COLORADO ST.									DNP										
12/04/19	AT IDAHO	10	0-2	.000	0-1	.000	2-2	1.000		0	2	2	1.5	1	0	0	0	0	2	1.0
12/07/19	NEW MEXICO ST.									DNP										
12/15/19	UC RIVERSIDE									DNP										
12/19/19	FLORIDA A&M	7	2-2	1.000	1-1	1.000	0-0	.000		0	1	1	1.3	1	0	2	0	0	5	2.3
12/21/19	INCARNATE WORD	4	0-0	.000	0-0	.000	2-2	1.000		0	0	0	1.0	0	0	0	0	0	2	2.3
12/29/19	ARK.-PINE BLUFF	4	0-0	.000	0-0	.000	0-0	.000		0	1	1	1.0	0	0	0	0	1	0	1.8
01/02/20	USC									DNP										
01/04/20	UCLA	12	2-2	1.000	0-0	.000	0-0	.000		1	1	2	1.2	0	1	1	0	0	4	2.2
01/09/20	AT CALIFORNIA	11	0-1	.000	0-1	.000	0-0	.000		0	0	0	1.0	0	1	0	0	1	0	1.9
01/11/20	AT STANFORD	19	3-5	.600	2-3	.667	0-0	.000		0	3	3	1.3	1	1	1	0	1	8	2.6
01/16/20	OREGON	1	0-0	.000	0-0	.000	0-0	.000		0	0	0	1.1	0	1	1	0	0	0	2.3
01/18/20	OREGON ST.	2	0-0	.000	0-0	.000	0-0	.000		0	0	0	1.0	0	0	0	0	0	0	2.1
01/23/20	AT COLORADO	7	0-1	.000	0-1	.000	0-0	.000		0	0	0	0.9	0	0	2	0	0	0	1.9
TOTAL		83	7-14	.500	3-8	.375	4-4	1.000		2	8	10	0.9	4	5	7	0	3	21	1.9

Minutes	
Career	19 at Stanford, 1/11/20
Season	19 at Stanford, 1/11/20
Pac-12	19 at Stanford, 1/11/20
Points	
Career	8 at Stanford, 1/11/20
Season	8 at Stanford, 1/11/20
Pac-12	8 at Stanford, 1/11/20
Field Goals Made	
Career	3 at Stanford, 1/11/20
Season	3 at Stanford, 1/11/20
Pac-12	3 at Stanford, 1/11/20
Field Goal Attempts	
Career	5 at Stanford, 1/11/20
Season	5 at Stanford, 1/11/20
Pac-12	5 at Stanford, 1/11/20
3-Pt Field Goals Made	
Career	2 at Stanford, 1/11/20
Season	2 at Stanford, 1/11/20
Pac-12	2 at Stanford, 1/11/20
3-Pt Field Goal Attempts	
Career	3 at Stanford, 1/11/20
Season	3 at Stanford, 1/11/20
Pac-12	3 at Stanford, 1/11/20
Free Throws Made	
Career	2 (twice) vs Incarnate Word, 12/21/19
Season	2 (twice) vs Incarnate Word, 12/21/19
Pac-12	-
Free Throws Attempted	
Career	2 at Idaho, 12/4/19
Season	2 at Idaho, 12/4/19
Pac-12	-
Rebounds	
Career	3 at Stanford, 1/11/20
Season	3 at Stanford, 1/11/20
Pac-12	3 at Stanford, 1/11/20
Assists	
Career	1 (five times) vs Oregon, 1/16/20
Season	1 (five times) vs Oregon, 1/16/20
Pac-12	1 (four times) vs Oregon, 1/16/20
Blocks	
Career	-
Season	-
Pac-12	-
Steals	
Career	1 (three times) at Stanford, 1/11/20
Season	1 (three times) at Stanford, 1/11/20
Pac-12	1 (twice) at Stanford, 1/11/20
Most Recent Occurrences Noted	

MISC. STATS

Category	Season	Career
Double-Figure Scoring	0	0
Double-Figure Rebounding	0	0
Double-Doubles	0	0
Triple-Doubles	0	0
Led WSU in Scoring	0	0
Led WSU in Rebounding	0	0
20+ Point Games	0	0
30+ Point Games	0	0

CAREER STATS

YEAR	GP	GS	MIN	AVG	FG	FGA	PCT	3FG	3FGA	3PCT	FT	FTA	PCT	OFF	DEF	TOT	AVG	PF	FO	AST	A/G	TO	BLK	STL	PTS	AVG
2019-20	11	0	83	7.5	7	14	.500	3	8	.375	4	4	1.000	2	8	10	0.9	4	0	5	0.5	7	0	3	21	1.9
TOTAL	11	0	83	7.5	7	14	.500	3	8	.375	4	4	1.000	2	8	10	0.9	4	0	5	0.5	7	0	3	21	1.9



23

JAYLENSHEAD

6-1 | SENIOR | GUARD | PFLUGERVILLE, TEXAS

2019-20 GAME-BY-GAME STATISTICS

DATE	OPPONENT	GS	MIN	FGM/A	%	3FG/A	%	FTM/A	%	OFF	DEF	TOT	AVG	PF	AST	T/O	BLK	STL	PTS	PPG
11/07/19	SEATTLE U	*	27	2-5	.400	2-2	1.000	3-4	.750	0	2	2	2.0	2	3	0	0	3	9	9.0
11/12/19	AT SANTA CLARA	*	17	1-4	.250	0-0	.000	0-0	.000	1	1	2	2.0	1	1	4	0	3	2	5.5
11/17/19	IDAHO ST.	*	29	4-7	.571	0-0	.000	0-0	.000	2	1	3	2.3	1	2	2	0	1	8	6.3
11/17/19	OMAHA									DNP										
11/25/19	VS NEBRASKA		27	1-5	.200	0-2	.000	1-1	1.000	4	4	8	3.8	2	4	2	0	1	3	5.5
11/26/19	VS OLD DOMINION	*	28	0-0	.000	0-0	.000	0-0	.000	0	4	4	3.8	3	3	2	0	0	0	4.4
11/27/19	VS COLORADO ST.	*	19	0-2	.000	0-0	.000	0-0	.000	0	1	1	3.3	0	3	0	0	1	0	3.7
12/04/19	AT IDAHO	*	37	3-9	.333	0-3	.000	0-0	.000	2	6	8	4.0	2	9	3	0	3	6	4.0
12/07/19	NEW MEXICO ST.	*	31	1-4	.250	1-2	.500	2-2	1.000	0	5	5	4.1	4	1	7	0	1	5	4.1
12/15/19	UC RIVERSIDE		18	0-1	.000	0-0	.000	0-0	.000	0	1	1	3.8	2	1	1	0	2	0	3.7
12/19/19	FLORIDA A&M		23	0-1	.000	0-0	.000	1-2	.500	0	2	2	3.6	0	3	5	0	0	1	3.4
12/21/19	INCARNATE WORD									DNP										
12/29/19	ARK.-PINE BLUFF									DNP										
01/02/20	USC									DNP										
01/04/20	UCLA		6	0-2	.000	0-1	.000	0-0	.000	0	1	1	3.4	1	0	1	0	0	0	3.1
01/09/20	AT CALIFORNIA		12	0-1	.000	0-0	.000	1-2	.500	0	1	1	3.2	2	1	2	0	0	1	2.9
01/11/20	AT STANFORD									DNP										
01/16/20	OREGON									DNP										
01/18/20	OREGON ST.									DNP										
01/23/20	AT COLORADO									DNP										
TOTAL			274	12-41	.293	3-10	.300	8-11	.727	9	29	38	3.2	20	31	29	0	15	35	2.9

CAREER/SEASON HIGHS

Minutes	
Career	37 at Idaho, 12/4/19
Season	37 at Idaho, 12/4/19
Pac-12	12 at Cal, 1/9/20
Points	
Career	9 vs Seattle U, 11/7/19
Season	9 vs Seattle U, 11/7/19
Pac-12	1 at Cal, 1/9/20
Field Goals Made	
Career	4 vs Idaho State, 11/17/19
Season	4 vs Idaho State, 11/17/19
Pac-12	-
Field Goal Attempts	
Career	9 at Idaho, 12/4/19
Season	9 at Idaho, 12/4/19
Pac-12	2 vs UCLA, 1/4/20
3-Pt Field Goals Made	
Career	2 vs Seattle U, 11/7/19
Season	2 vs Seattle U, 11/7/19
Pac-12	-
3-Pt Field Goal Attempts	
Career	3 at Idaho, 12/4/19
Season	3 at Idaho, 12/4/19
Pac-12	1 vs UCLA, 1/4/20
Free Throws Made	
Career	3 vs Seattle U, 11/7/19
Season	3 vs Seattle U, 11/7/19
Pac-12	1 at Cal, 1/9/20
Free Throws Attempted	
Career	4 vs Seattle U, 11/7/19
Season	4 vs Seattle U, 11/7/19
Pac-12	2 at Cal, 1/9/20
Rebounds	
Career	8 (twice) at Idaho, 12/4/19
Season	8 (twice) at Idaho, 12/4/19
Pac-12	1 vs UCLA, 1/4/20
Assists	
Career	9 at Idaho, 12/4/19
Season	9 at Idaho, 12/4/19
Pac-12	1 at Cal, 1/9/20
Blocks	
Career	-
Season	-
Pac-12	-
Steals	
Career	3 (three times) at Idaho, 12/3/19
Season	3 (three times) at Idaho, 12/3/19
Pac-12	-
Most Recent Occurrences Noted	

MISC. STATS

Category	Season	Career
Double-Figure Scoring	0	0
Double-Figure Rebounding	0	0
Double-Doubles	0	0
Triple-Doubles	0	0
Led WSU in Scoring	0	0
Led WSU in Rebounding	2	2
20+ Point Games	0	0
30+ Point Games	0	0

CAREER STATS

YEAR	GP	GS	MIN	AVG	FG	FGA	PCT	3FG	3FGA	3PCT	FT	FTA	PCT	OFF	DEF	TOT	AVG	PF	FO	AST	A/G	TO	BLK	STL	PTS	AVG
2019-20	12	7	274	22.8	12	41	.293	3	10	.300	8	11	.727	9	29	38	3.2	20	0	31	2.6	29	0	15	35	2.9
TOTAL	12	7	274	22.8	12	41	.293	3	10	.300	8	11	.727	9	29	38	3.2	20	0	31	2.6	29	0	15	35	2.9



24

NOAH WILLIAMS

6-5 | FRESHMAN | GUARD | SEATTLE, WASH.

CAREER/SEASON HIGHS

Minutes	
Career	32 (twice) vs Oregon St., 1/18/20
Season	32 (twice) vs Oregon St., 1/18/20
Pac-12	32 (twice) vs Oregon St., 1/18/20

Points	
Career	17 vs Oregon St., 1/18/20
Season	17 vs Oregon St., 1/18/20
Pac-12	17 vs Oregon St., 1/18/20

Field Goals Made	
Career	6 vs Oregon St., 1/18/20
Season	6 vs Oregon St., 1/18/20
Pac-12	6 vs Oregon St., 1/18/20

Field Goal Attempts	
Career	8 (three times) vs Oregon St., 1/18/20
Season	8 (three times) vs Oregon St., 1/18/20
Pac-12	8 (twice) vs Oregon St., 1/18/20

3-Pt Field Goals Made	
Career	1 (three times) vs UCLA, 1/4/20
Season	1 (three times) vs UCLA, 1/4/20
Pac-12	1 vs UCLA, 1/4/20

3-Pt Field Goal Attempts	
Career	2 (twice) at Cal, 1/9/20
Season	2 (twice) at Cal, 1/9/20
Pac-12	2 (twice) at Cal, 1/9/20

Free Throws Made	
Career	6 at Cal, 1/9/20
Season	6 at Cal, 1/9/20
Pac-12	6 at Cal, 1/9/20

Free Throws Attempted	
Career	7 (twice) vs Oregon St., 1/18/20
Season	7 (twice) vs Oregon St., 1/18/20
Pac-12	7 (twice) vs Oregon St., 1/18/20

Rebounds	
Career	9 vs Seattle U, 11/7/19
Season	9 vs Seattle U, 11/7/19
Pac-12	5 vs Oregon, 1/16/20

Assists	
Career	4 at Colorado, 1/23/20
Season	4 at Colorado, 1/23/20
Pac-12	4 at Colorado, 1/23/20

Blocks	
Career	2 vs Ark.-Pine Bluff, 12/29/19
Season	2 vs Ark.-Pine Bluff, 12/29/19
Pac-12	1 (twice) vs Oregon St., 1/18/20

Steals	
Career	2 (five times) at Colorado, 1/23/20
Season	2 (five times) at Colorado, 1/23/20
Pac-12	2 (three times) at Colorado, 1/23/20


Most Recent Occurrences Noted

MISC. STATS

Category	Season	Career
Double-Figure Scoring	4	4
Double-Figure Rebounding	0	0
Double-Doubles	0	0
Triple-Doubles	0	0
Led WSU in Scoring	0	0
Led WSU in Rebounding	1	1
20+ Point Games	0	0
30+ Point Games	0	0

CAREER STATS

YEAR	GP	GS	MIN	AVG	FG	FGA	PCT	3FG	3FGA	3PCT	FT	FTA	PCT	OFF	DEF	TOT	AVG	PF	FO	AST	A/G	TO	BLK	STL	PTS	AVG
2019-20	17	3	337	19.8	34	86	.395	3	14	.214	22	34	.647	23	30	53	3.1	45	0	29	1.7	24	5	13	93	5.5
TOTAL	17	3	337	19.8	34	86	.395	3	14	.214	22	34	.647	23	30	53	3.1	45	0	29	1.7	24	5	13	93	5.5



32

TONY MILLER

6-6 | JUNIOR | FORWARD | WOODINVILLE, WASH.

2019-20 GAME-BY-GAME STATISTICS

DATE	OPPONENT	GS	MIN	FGM/A	%	3FG/A	%	FTM/A	%	OFF	DEF	TOT	AVG	PF	AST	T/O	BLK	STL	PTS	PPG
11/07/19	SEATTLE U	4	1-2	.500	0-0	.000	1-2	.500	1	0	1	1.0	0	1	0	0	0	3	3.0	
11/12/19	AT SANTA CLARA								DNP											
11/17/19	IDAHO ST.	5	1-1	1.000	0-0	.000	0-0	.000	0	0	0	0.5	0	0	0	0	0	2	2.5	
11/17/19	OMAHA								DNP											
11/25/19	VS NEBRASKA	5	0-0	.000	0-0	.000	1-2	.500	0	2	2	1.0	4	0	0	0	0	1	2.0	
11/26/19	VS OLD DOMINION	14	0-1	.000	0-0	.000	0-1	.000	2	0	2	1.3	2	0	0	0	0	0	1.5	
11/27/19	VS COLORADO ST.	12	5-6	.833	0-0	.000	0-2	.000	2	0	2	1.4	3	0	0	0	3	10	3.2	
12/04/19	AT IDAHO	21	6-7	.857	0-0	.000	6-8	.750	1	4	5	2.0	0	0	2	0	2	18	5.7	
12/07/19	NEW MEXICO ST.	15	3-4	.750	1-1	1.000	2-2	1.000	2	3	5	2.4	2	0	1	0	0	9	6.1	
12/15/19	UC RIVERSIDE	9	2-4	.500	0-1	.000	0-1	.000	0	0	0	2.1	0	0	1	0	1	4	5.9	
12/19/19	FLORIDA A&M	13	1-4	.250	0-0	.000	5-8	.625	3	1	4	2.3	1	0	1	0	0	7	6.0	
12/21/19	INCARNATE WORD	18	5-7	.714	0-1	.000	0-1	.000	2	0	2	2.3	3	0	3	1	0	10	6.4	
12/29/19	ARK.-PINE BLUFF	19	1-3	.333	0-0	.000	1-3	.333	1	2	3	2.4	1	2	1	0	2	3	6.1	
01/02/20	USC	26	7-11	.636	0-0	.000	1-2	.500	6	5	11	3.1	4	0	2	0	1	15	6.8	
01/04/20	UCLA	30	4-5	.800	0-0	.000	3-4	.750	1	5	6	3.3	2	0	1	1	0	11	7.2	
01/09/20	AT CALIFORNIA	10	0-0	.000	0-0	.000	0-0	.000	0	0	0	3.1	1	0	1	1	2	0	6.6	
01/11/20	AT STANFORD								DNP											
01/16/20	OREGON								DNP											
01/18/20	OREGON ST.								DNP											
01/23/20	AT COLORADO								DNP											
TOTAL		201	36-55	.655	1-3	.333	20-36	.556	21	22	43	3.1	23	3	13	3	11	93	6.6	

CAREER/SEASON HIGHS

Minutes	
Career	30 vs UCLA, 1/4/20
Season	30 vs UCLA, 1/4/20
Pac-12	30 vs UCLA, 1/4/20
Points	
Career	18 at Idaho, 12/3/19
Season	18 at Idaho, 12/4/19
Pac-12	15 vs USC, 1/2/20
Field Goals Made	
Career	7 vs USC, 1/2/20
Season	7 vs USC, 1/2/20
Pac-12	7 vs USC, 1/2/20
Field Goal Attempts	
Career	11 vs USC, 1/2/20
Season	11 vs USC, 1/2/20
Pac-12	11 vs USC, 1/2/20
3-Pt Field Goals Made	
Career	1 vs NMSU, 12/7/19
Season	1 vs NMSU, 12/7/19
Pac-12	-
3-Pt Field Goal Attempts	
Career	1 (three times) vs Incarnate Word, 12/21/19
Season	1 (three times) vs Incarnate Word, 12/21/19
Pac-12	-
Free Throws Made	
Career	6 at Idaho, 12/4/19
Season	6 at Idaho, 12/4/19
Pac-12	3 vs UCLA, 1/4/20
Free Throws Attempted	
Career	8 (twice) vs Florida A&M, 12/19/19
Season	8 (twice) vs Florida A&M, 12/19/19
Pac-12	4 vs UCLA, 1/4/20
Rebounds	
Career	11 vs USC, 1/2/20
Season	11 vs USC, 1/2/20
Pac-12	11 vs USC, 1/2/20
Assists	
Career	2 vs Ark.-Pine Bluff, 12/29/19
Season	2 vs Ark.-Pine Bluff, 12/29/19
Pac-12	-
Blocks	
Career	1 (three times) at Cal, 1/9/20
Season	1 (three times) at Cal, 1/9/20
Pac-12	1 (twice) at Cal, 1/9/20
Steals	
Career	3 vs Colorado St (at Cayman Isl), 11/27/19
Season	3 vs Colorado St (at Cayman Isl), 11/27/19
Pac-12	2 at Cal, 1/9/20
Most Recent Occurrences Noted	

MISC. STATS

Category	Season	Career
Double-Figure Scoring	5	5
Double-Figure Rebounding	1	1
Double-Doubles	1	1
Triple-Doubles	0	0
Led WSU in Scoring	1	1
Led WSU in Rebounding	2	2
20+ Point Games	0	0
30+ Point Games	0	0

CAREER STATS

YEAR	GP	GS	MIN	AVG	FG	FGA	PCT	3FG	3FGA	3PCT	FT	FTA	PCT	OFF	DEF	TOT	AVG	PF	FO	AST	A/G	TO	BLK	STL	PTS	AVG
2019-20	14	0	201	14.4	36	55	.655	1	3	.333	20	36	.556	21	22	43	3.1	23	0	3	0.2	13	3	11	93	6.6
TOTAL	14	0	201	14.4	36	55	.655	1	3	.333	20	36	.556	21	22	43	3.1	23	0	3	0.2	13	3	11	93	6.6

THE LAST TIME

A COUG SCORED 30 OR MORE POINTS:

34, Isaac Bonton, vs Oregon State, Jan. 18, 2020

AN OPP SCORED 30 OR MORE POINTS:

33, Sedrick Barefield, Utah, Feb. 23, 2019

A COUG COLLECTED 15 OR MORE REBOUNDS:

15, Drick Bernstine, vs. Bethune-Cookman, Dec. 22, 2017

AN OPP COLLECTED 15 OR MORE REBOUNDS:

16, Cheatham Zylan, Arizona State, Feb. 7, 2019

A COUG COLLECTED 10 OR MORE ASSISTS:

11, Malachi Flynn, vs Oregon, Mar. 1, 2018

AN OPP COLLECTED 10 OR MORE ASSISTS:

10, McKinley Wright, Colorado, Jan. 23, 2020

A COUG HAD 5 OR MORE STEALS:

7, CJ Elleby, vs Idaho State, Nov. 17, 2019

AN OPP HAD 5 OR MORE STEALS:

5, Chris Duarte, Oregon, Jan. 16, 2020

A COUG HAD 5 OR MORE BLOCKED SHOTS:

6, Carlos Daniel, vs Arizona, Jan. 30, 1997

AN OPP HAD 5 OR MORE BLOCKED SHOTS:

5, Lamine Diane, CSUN, Nov. 27, 2018

A COUG MADE 10 OR MORE FIELD GOALS:

10, CJ Elleby, vs Florida A&M, Dec. 19, 2019

AN OPP MADE 10 OR MORE FIELD GOALS:

10, Terrell Brown, Seattle U, Nov. 7, 2019

A COUG ATTEMPTED 20 OR MORE FIELD GOALS:

22, CJ Elleby vs Oregon, Jan. 16, 2020

AN OPP ATTEMPTED 20 OR MORE FIELD GOALS:

24, Terrell Brown, Seattle U, Nov. 7, 2019

A COUG MADE 10 OR MORE FREE THROWS:

14, Isaac Bonton, vs Oregon State, Jan. 18, 2020

AN OPP MADE 10 OR MORE FREE THROWS:

10, Clayton Custer, Loyola, Nov. 21, 2016

A COUG MADE 5 OR MORE 3-PT FIELD GOALS:

8, Robert Franks, vs Oregon State, Mar. 9, 2019

AN OPP MADE 5 OR MORE 3-PT FIELD GOALS:

5, Adam Thistlewood, Colorado State, Nov. 27, 2019

A COUG ATTEMPTED 10 OR MORE 3-PT FGs:

12, Isaac Bonton vs USC, Jan. 2, 2020

AN OPP ATTEMPTED 10 OR MORE 3-PT FGs:

14, Jordan Allen, Rider, Dec. 17, 2018

WSU HAD 5 OR MORE COUGS IN DOUBLE-FIGURES:

vs Incarnate Word, Dec. 21, 2019

AN OPP HAD 5 OR MORE PLAYERS IN DOUBLE-FIGURES:

Nebraska, Nov. 25, 2019

WSU HAD 2 OR MORE COUGS POST A DOUBLE-DOUBLE:

CJ Elleby (20 pts, 10 rbd)

& Robert Franks (18 pts, 12 rbd) vs Cal, Mar. 2, 2019

AN OPP HAD 2 OR MORE PLAYERS POST A DOUBLE-DOUBLE:

Evan Barrey (12 pts, 10 rbd), Lucas Siewert (16 pts, 10 rbd)

& McKinley Wright (10 pts, 10 assts) Colorado, Jan. 23, 2020

WSU HAD A TRIPLE-DOUBLE:

Kyle Weaver (14 pts, 13 rbd, 10 ast), vs Stanford, Jan. 13, 2007

AN OPP HAD A TRIPLE-DOUBLE:

RECORD WHEN

Overall	12-8	Allowing fewer than five 3-pointers	4-2
At home	10-2	Allowing 5-9 3-pointers	8-6
On the road/Neutral	2-6	Allowing 10+ 3-pointers	0-0
In overtime	1-0	Making more FTs	11-1
After a win (won opener)	6-6	Making fewer FTs	1-7
After a loss	4-2	Making same FTs	0-0
Leading at halftime	9-3	Making fewer than 10 FTs	0-4
Trailing at halftime	3-5	Making 10-19 FTst	9-3
Tied at halftime	0-0	Making 20+ FTs	3-1
Leading by 1-5 at half	3-2	Opponent makes fewer than 10 FTs	7-1
Leading by 6-10 at half	3-0	Opponent makes 10-19 FTs	5-6
Leading by 10+ at half	3-1	Opponent makes 20+ FTs	0-1
Outscoring opp. in 2nd half	10-1	Outrebounding opponent	5-2
Outscored by opp. in 2nd half	1-7	Outrebounded by opponent	4-6
Scoring same points in 2nd half	1-0	Same rebounds	3-0
Leading with 5 minutes remaining	12-0	Fewer than 10 assists	0-3
Trailing with 5 minutes remaining	0-8	10-19 assists	12-5
Tied with 5 minutes remaining	0-0	20+ assists	0-0
Scoring fewer than 50 points	0-0	No blocks	0-1
Scoring 50-59 points	0-2	1-4 blocks	11-7
Scoring 60-69 points	3-4	5+ blocks	1-0
Scoring 70-79 points	5-2	Committing more turnovers	2-1
Scoring 80-89 points	4-0	Committing fewer turnovers	10-7
Scoring 90-99 points	0-0	Committing same turnovers	0-0
Scoring 100+ points	0-0	Committing fewer than 10 turnovers	5-3
Allowing 39 or fewer points	0-0	Committing 10-19 turnovers	6-5
Allowing 40-49 points	0-0	Committing 20+ turnovers	1-0
Allowing 50-59 points	6-0	Forcing fewer than 10 turnovers	1-1
Allowing 60-69 points	3-1	Forcing 10-19 turnovers	9-4
Allowing 70-79 points	3-4	Forcing 20+ turnovers	2-3
Allowing 80-89 points	0-3	In day games	5-3
Allowing 90+ points	0-0	In night games	7-5
Decided by 1 point	0-0	On Sunday	3-0
Decided by 2-3 points	0-0	On Monday	0-1
Decided by 4-5 points	0-0	On Tuesday	1-1
Decided by 6-9 points	2-4	On Wednesday	1-1
Decided by 10-19 points	8-2	On Thursday	3-4
Decided by 20+ points	2-2	On Friday	0-0
Higher field goal percentage	10-0	On Saturday	4-1
Lower field goal percentage	2-8	In November	3-4
Same field goal percentage	0-0	In December	6-0
Shooting less than 30%	0-1	In January	3-4
Shooting 30-39%	3-7	In February	0-0
Shooting 40-49%	6-0	In March	0-0
Shooting 50+ %	2-0	vs. Pac-12	3-4
Opponent shoots less than 30%	0-0	vs. Pac-12 at home	3-1
Opponent shoots 30-39%	5-2	vs. Pac-12 on the road	0-3
Opponent shoots 40-49%	6-3	vs. ranked opponents	1-0
Opponent shoots 50+ %	1-3	Winning the opening tip	1-4
More made 3-pt than opponent	9-7	Losing the opening tip	11-4
Fewer made 3-pt than opponent	1-1	Wearing White	11-2
Same made 3-pt than opponent	2-0	Wearing Crimson	0-3
Making fewer than five 3-pointers	1-0	Wearing Anthracite	1-3
Making 5-9 3-pointers	10-6		
Making 10+ 3-pointers	1-2		

THE LAST TIME WSU BASKETBALL

SCORING

Less than 40 points	25 Arizona at Tucson, 1/2/14
40-49 points	49 at Colorado at Boulder, 2/12/17
90-99 points	91 at Arizona State, 2/7/19
100+ points (regulation)	103 vs. CSUN at Pullman, 11/27/18
100+ points	103 vs. CSUN at Pullman, 11/27/18

OPPONENT SCORING

Less than 40 points	39 Idaho State at Kennewick, 12/29/12
40-49 points	48 Idaho at Pullman, 12/7/16
90-99 points	98 Stanford at Palo Alto, 2/28/19
100+ points (regulation)	103 Creighton at St. Thomas, Virgin Islands, 11/18/16
100+ points	110 vs. Gonzaga at Pullman, 12/7/02 (OT)

FIELD GOAL PERCENTAGE

Less than .200 shooting	UNKNOWN
.200-.299 shooting	.278 (22-79) vs USC at Pullman, 1/2/20
.300-.399 shooting	.373 (22-59) at Colorado at Boulder, 1/23/20
.300-.399 shooting and won	.387 (24-62) vs UAPB at Pullman, 12/29/19
.600 shooting or higher	.608 (18-30) vs. UTSA at Pullman, 12/6/14

OPPONENT FIELD GOAL PERCENTAGE

Less than .200 shooting	.167 (9-54) Miss. Valley St. at Pullman, 11/15/08
.200-.299 shooting	.280 (21-75) Delaware State at Pullman, 11/24/18
.300-.399 shooting	.392 (20-51) UAPB at Pullman, 12/29/19
.300-.399 shooting and won	.362 (21-58) New Mexico St. at Las Cruces, 12/1/18
.600 shooting or higher	.610 (35-59) Stanford at Stanford, 1/11/20

BASKETS MADE

40+ field goals made	(40-63) vs. UCLA at Pullman, 1/4/03
10+ 3-point field goals made	(11-21) vs Oregon at Pullman, 1/16/20
15+ 3-point field goals made	(15-36) vs. CSUN at Pullman, 11/27/18
Did not make a 3-pointer	(0-6) vs. Oregon at Los Angeles, 3/12/09
Made 30+ free throws	(39-51) vs. Rider at Pullman, 12/17/18
Attempted 45+ free throws	(39-51) vs. Rider at Pullman, 12/17/18
Attempted less than five free throws	(2-4) vs. Oregon at Eugene, 1/27/19
Attempted 5-10 free throws	(4-7) at Colorado at Boulder, 1/23/20
Attempted 11-15 free throws	(6-12) at Stanford at Stanford, 1/11/20
Attempted zero free throws in a half	vs. Kansas State (first) at Kansas City, 12/10/16

OPPONENT BASKETS MADE

40+ field goals made	(40-71) Creighton at St. Thomas, Virgin Islands, 11/18/16
10+ 3-point field goals made	(10-28) Oregon at Las Vegas, 3/13/19
15+ 3-point field goals made	(16-35) Utah at Pullman, 2/23/19
Did not make a 3-pointer	(0-15) Mississippi Valley State at Spokane, 11/24/07
Made 30+ free throws	(31-40) Colorado at Boulder, 2/11/16
Attempted 45+ free throws	(32-47) Colorado State at Fort Collins, 12/14/02
Attempted less than five free throws	(4-4) Santa Clara at Pullman, 12/17/16
Attempted 5-10 free throws	(6-8) UAPB at Pullman, 12/29/19
Attempted 11-15 free throws	(12-15) Oregon St. at Pullman, 1/18/20
Attempted zero free throws in a half	California at Pullman (first), 1/17/19

REBOUNDS

Less than 10 rebounds	UNKNOWN
10-20 rebounds	20 (3 off/17 def) vs. Arizona at Tucson, 1/26/17
50+ rebounds	53 (20 off/33 def) vs Incarnate Word at Pullman, 12/21/19
20+ rebound margin	+22 (46/24) vs. Florida A&M at Pullman, 12/19/17

OPPONENT REBOUNDS

Less than 10 rebounds	7 Princeton at East Lansing, Mich., 12/29/92
10-20 rebounds	16 (2 off/14 def) Idaho State at Kennewick, 12/29/12
50+ rebounds	50 (15/35) SJSU at Pullman, 11/27/16
20+ rebound margin	+20 (49/29) Stanford at Palo Alto, 2/28/19

STEALS

10-14 steals	10 at Colorado at Boulder, 1/23/20
15+ steals	16 vs. Wyoming at Pullman, 11/30/05

OPPONENT STEALS

10-14 steals	14 Oregon at Las Vegas, 3/13/19
15+ steals	15 Arizona State at Tempe, 2/7/19

ASSISTS

15-19 assists	16 vs Oregon St. at Pullman, 1/18/20
20-25 assists	22 vs. Arizona State at Tempe, 2/7/19
More than 25 assists	27 vs. CSUN at Pullman, 11/27/18

OPPONENT ASSISTS

15-19 assists	15 Oregon St. at Pullman, 1/18/20
20-25 assists	23 Stanford at Stanford, 1/11/20
More than 25 assists	30 Arizona at Tucson, 2/1/01

TURNOVERS

Less than 5 turnovers	3 vs Seattle U at Pullman, 11/7/19
5-10 turnovers	8 vs Oregon St. at Pullman, 1/18/20
25-30 turnovers	25 vs. Kansas State at Manhattan, Kan., 12/5/09
31-35 turnovers	31 vs. UCLA at Los Angeles, 2/25/99
35 or more turnovers	37 vs. USC at Pullman, 1/10/65

OPPONENT TURNOVERS

Less than 5 turnovers	4 Washington at Seattle, 3/2/16
5-10 turnovers	9 Oregon St. at Pullman, 1/18/20
25-30 turnovers	25 Gonzaga at Spokane, 12/8/10
31-35 turnovers	32 Prairie View A&M at Pullman, 11/24/01
35 or more turnovers	35 Central Connecticut State, 11/22/91

BLOCKED SHOTS

10+ blocked shots	11 vs. Portland at Seattle, 11/23/10
-------------------	--------------------------------------

OPPONENT BLOCKED SHOTS

10+ blocked shots	11 California at Berkeley, 1/12/13
-------------------	------------------------------------

FREE THROW PERCENTAGE

Less than .500	.352 (19-54) vs. TCU at Fort Worth, 11/17/14
.900-.999	.926 (25-27) vs Oregon St. at Pullman, 1/18/20
1.000	1.000 (12-12) vs. USC at Pullman, 2/2/19

OPPONENT FREE THROW PERCENTAGE

Less than .500	.400 (4-10) Oregon at Pullman, 3/6/18
.900-.999	.909 (10-11) Incarnate Word at Pullman, 12/21/19
1.000	1.000 (4-4) Santa Clara at Pullman, 12/17/16

MARGIN OF VICTORY

1-point	69-68 vs. Santa Clara at Pullman, 12/17/16
2-points	76-74 vs. Colorado at Pullman, 2/20/19
20-30 points	28 (87-59) vs Incarnate Word at Pullman, 12/21/19
Back-to-back 20+ points	38 (93-55) vs. Santa Clara at Pullman, 12/11/11
	24 (66-42) vs. Western Oregon at Pullman, 12/18/11
31-40 points	31 (85-54) vs Seattle U at Pullman, 11/7/19
41-50 points	48 (84-36) vs. Sacramento State at Pullman, 11/30/10
50+ points	51 (76-25) vs. Mississippi Valley State at Pullman, 11/15/08
30+ halftime lead	30 (47-17) vs. Sacramento State at Pullman, 11/30/10
Single-overtime win	vs. UCLA at Pullman, 1/4/20 (79-71)
Double-overtime win	vs. Washington at Pullman, 3/8/08 (76-73)
Triple-overtime win	vs. UCLA at Pullman, 1/2/82 (57-51)

OPPONENT MARGIN OF VICTORY

1-point	71-70 (OT) Colorado at Spokane, 1/8/14
2-points	72-70 Washington at Pullman, 2/16/19
20-30 points	22 (78-56) Colorado at Boulder, 1/23/20
Back-to-back 20+ points	20 (78-58) Oregon at Eugene, 1/27/19
	20 (87-67) UCLA at Pullman, 1/30/19
31-40 points	33 (84-51) Oregon at Las Vegas, 3/13/19
40+ points	48 (98-50) Stanford at Palo Alto, 2/28/19
30+ halftime lead	34 (19-53) Arizona at Pullman, 2/15/15
Single-overtime win	Washington at Pullman, 1/9/16 (99-95)
Double-overtime win	Colorado at Boulder, 2/11/16
Triple-overtime win	Oregon at Pullman, 1/14/99 (87-83)

TEAM GAME HIGH/LOWS

WASHINGTON STATE

HIGHS

POINTS	89	OREGON ST. (01/18/20)
	87	INCARNATE WORD (12/21/19)
	87	FLORIDA A&M (12/19/19)
FIELD GOALS MADE	34	INCARNATE WORD (12/21/19)
FIELD GOAL ATTEMPTS	81	SEATTLE U (11/07/19)
FIELD GOAL PERCENTAGE	.525 (32-61)	FLORIDA A&M (12/19/19)
3 PT FIELD GOALS MADE	12	AT STANFORD (01/11/20)
	12	OMAHA (11/21/19)
3 PT FG ATTEMPTS	35	OMAHA (11/21/19)
3 PT FG PERCENTAGE	.524 (11-21)	OREGON (01/16/20)
FREE THROWS MADE	25	OREGON ST. (01/18/20)
FREE THROW ATTEMPTS	32	UCLA (01/04/20)
FREE THROW PERCENTAGE	.926 (25-27)	OREGON ST. (01/18/20)
REBOUNDS	53	INCARNATE WORD (12/21/19)
ASSISTS	17	INCARNATE WORD (12/21/19)
STEALS	12	AT IDAHO (12/04/19)
	12	AT SANTA CLARA (11/12/19)
BLOCKED SHOTS	5	ARK.-PINE BLUFF (12/29/19)
TURNOVERS	20	FLORIDA A&M (12/19/19)
FOULS	23	VS NEBRASKA (11/25/19)

LOWS

POINTS	56	SOUTHERN CALIFORNIA (01/02/20)
	56	at Colorado (01/23/20)
	62	at Santa Clara (11/12/19)
	62	at Stanford (01/11/20)
FIELD GOALS MADE	17	vs New Mexico St. (12/07/19)
FIELD GOAL ATTEMPTS	48	vs New Mexico St. (12/07/19)
FIELD GOAL PERCENTAGE	.278 (22-79)	SOUTHERN CALIFORNIA (01/02/20)
3 PT FIELD GOALS MADE	3	IDAHO ST. (11/17/19)
3 PT FG ATTEMPTS	17	IDAHO ST. (11/17/19)
	17	FLORIDA A&M (12/19/19)
3 PT FG PERCENTAGE	.176 (3-17)	IDAHO ST. (11/17/19)
FREE THROWS MADE	4	at Colorado (01/23/20)
FREE THROW ATTEMPTS	7	at Colorado (01/23/20)
FREE THROW PERCENTAGE	.500 (6-12)	vs Colorado St. (11/27/19)
	.500 (6-12)	at Stanford (01/11/20)
REBOUNDS	26	at California (01/09/20)
ASSISTS	8	SOUTHERN CALIFORNIA (01/02/20)
STEALS	1	OMAHA (11/21/19)
BLOCKED SHOTS	0	SOUTHERN CALIFORNIA (01/02/20)
TURNOVERS	3	SEATTLE U (11/07/19)
FOULS	10	ARK.-PINE BLUFF (12/29/19)

OPPONENTS

HIGHS

POINTS	88	AT STANFORD (01/11/20)
	85	OMAHA (11/21/19)
	82	VS NEBRASKA (11/25/19)
FIELD GOALS MADE	36	AT STANFORD (01/11/20)
FIELD GOAL ATTEMPTS	64	INCARNATE WORD (12/21/19)
FIELD GOAL PERCENTAGE	.610 (36-59)	AT STANFORD (01/11/20)
3 PT FIELD GOALS MADE	9	AT COLORADO (01/23/20)
	9	AT STANFORD (01/11/20)
	9	VS NEBRASKA (11/25/19)
3 PT FG ATTEMPTS	28	VS NEW MEXICO ST. (12/07/19)
3 PT FG PERCENTAGE	.500 (9-18)	VS NEBRASKA (11/25/19)
FREE THROWS MADE	20	OMAHA (11/21/19)
FREE THROW ATTEMPTS	25	VS NEBRASKA (11/25/19)
FREE THROW PERCENTAGE	.909 (10-11)	INCARNATE WORD (12/21/19)
REBOUNDS	46	SOUTHERN CALIFORNIA (01/02/20)
ASSISTS	23	AT STANFORD (01/11/20)
STEALS	10	FLORIDA A&M (12/19/19)
BLOCKED SHOTS	8	SOUTHERN CALIFORNIA (01/02/20)
TURNOVERS	23	UC RIVERSIDE (12/15/19)
FOULS	27	UCLA (01/04/20)

LOWS

POINTS	50	vs Old Dominion (11/26/19)
	50	ARK.-PINE BLUFF (12/29/19)
	54	SEATTLE U (11/07/19)
	54	vs New Mexico St. (12/07/19)
FIELD GOALS MADE	18	vs Old Dominion (11/26/19)
FIELD GOAL ATTEMPTS	45	SOUTHERN CALIFORNIA (01/02/20)
FIELD GOAL PERCENTAGE	.333 (18-54)	vs Old Dominion (11/26/19)
3 PT FIELD GOALS MADE	1	SEATTLE U (11/07/19)
	1	SOUTHERN CALIFORNIA (01/02/20)
3 PT FG ATTEMPTS	5	FLORIDA A&M (12/19/19)
3 PT FG PERCENTAGE	.067 (1-15)	SEATTLE U (11/07/19)
FREE THROWS MADE	6	vs Old Dominion (11/26/19)
	6	ARK.-PINE BLUFF (12/29/19)
	6	OREGON (01/16/20)
FREE THROW ATTEMPTS	8	ARK.-PINE BLUFF (12/29/19)
FREE THROW PERCENTAGE	.500 (6-12)	OREGON (01/16/20)
	.500 (7-14)	vs New Mexico St. (12/07/19)
REBOUNDS	24	FLORIDA A&M (12/19/19)
ASSISTS	4	SEATTLE U (11/07/19)
STEALS	0	OMAHA (11/21/19)
BLOCKED SHOTS	0	OREGON (01/16/20)
TURNOVERS	9	at Stanford (01/11/20)
	9	OREGON ST. (01/18/20)
FOULS	12	at Colorado (01/23/20)

INDIVIDUAL GAME HIGH/LOWS

WASHINGTON STATE

Points	34	Isaac Bonton vs Oregon St. (01/18/20)
	27	CJ Elleby vs Nebraska (11/25/19)
	27	CJ Elleby vs Omaha (11/21/19)
	27	CJ Elleby vs Seattle U (11/07/19)
	25	CJ Elleby vs Oregon (01/16/20)
	25	CJ Elleby vs Florida A&M (12/19/19)
Field Goals Made	12	CJ Elleby vs Seattle U (11/07/19)
	10	CJ Elleby vs Florida A&M (12/19/19)
Field Goal Att.	26	Isaac Bonton vs Southern California (01/02/20)
	22	CJ Elleby vs Southern California (01/02/20)
FG Pct (min 5 made)	.857 (6-7)	Tony Miller at Idaho (12/04/19)
	.857 (6-7)	Jeff Pollard vs Colorado St. (11/27/19)
3-Point FG Made	4	Isaac Bonton vs Oregon St. (01/18/20)
	4	CJ Elleby vs Oregon (01/16/20)
	4	Daron Henson at Stanford (01/11/20)
	4	CJ Elleby at California (01/09/20)
	4	Isaac Bonton vs Southern California (01/02/20)
	4	Isaac Bonton vs Ark.-Pine Bluff (12/29/19)
	4	CJ Elleby vs Omaha (11/21/19)
	4	Isaac Bonton vs Omaha (11/21/19)
3-Point FG Att.	13	Isaac Bonton vs Omaha (11/21/19)
	12	Isaac Bonton vs Southern California (01/02/20)
3-Pt FG Pct (min 3 made)	.750 (3-4)	Jeff Pollard vs Colorado St. (11/27/19)
	.667 (4-6)	Daron Henson at Stanford (01/11/20)
Free Throws Made	14	Isaac Bonton vs Oregon St. (01/18/20)
	10	CJ Elleby vs New Mexico St. (12/07/19)
Free Throw Att.	14	Isaac Bonton vs Oregon St. (01/18/20)
	13	CJ Elleby vs New Mexico St. (12/07/19)
FT Pct (min 5 made)	1.000 (14-14)	Isaac Bonton vs Oregon St. (01/18/20)
	1.000 (7-7)	Jeff Pollard vs UC Riverside (12/15/19)
	1.000 (7-7)	CJ Elleby vs Nebraska (11/25/19)
	1.000 (6-6)	CJ Elleby vs Oregon St. (01/18/20)
	1.000 (6-6)	Noah Williams at California (01/09/20)
	1.000 (5-5)	CJ Elleby vs UCLA (01/04/20)
Rebounds	14	CJ Elleby vs Oregon (01/16/20)
	12	Isaac Bonton vs Incarnate Word (12/21/19)
Assists	9	Jaylen Shead at Idaho (12/04/19)
	8	Isaac Bonton vs Oregon St. (01/18/20)
Steals	7	CJ Elleby vs Idaho St. (11/17/19)
	4	CJ Elleby vs UCLA (01/04/20)
	4	Jervae Robinson at Santa Clara (11/12/19)
Blocked Shots	3	CJ Elleby vs Ark.-Pine Bluff (12/29/19)
	2	Aljaz Kunc vs Oregon (01/16/20)
	2	Noah Williams vs Ark.-Pine Bluff (12/29/19)
	2	Marvin Cannon vs Old Dominion (11/26/19)

OPPONENTS

Points	27	Onyeka Okongwu vs Southern California (01/02/20)
	26	Matt Bradley at California (01/09/20)
	24	Terrell Brown vs Seattle U (11/07/19)
	22	Tres Tinkle vs Oregon St. (01/18/20)
	22	Payton Pritchard vs Oregon (01/16/20)
	22	Tyrell Terry at Stanford (01/11/20)
	22	Chris Smith vs UCLA (01/04/20)
	22	Guglielmo Caruso at Santa Clara (11/12/19)
Field Goals Made	12	Onyeka Okongwu vs Southern California (01/02/20)
	10	Matt Bradley at California (01/09/20)
	10	Terrell Brown vs Seattle U (11/07/19)
Field Goal Att.	24	Terrell Brown vs Seattle U (11/07/19)
	20	Tres Tinkle vs Oregon St. (01/18/20)
FG Pct (min 5 made)	1.000 (5-5)	Sean Miller-Moore vs Oregon St. (01/18/20)
	.875 (7-8)	Oscar da Silva at Stanford (01/11/20)
3-Point FG Made	5	Adam Thistlewood vs Colorado St. (11/27/19)
	5	Jared Stutzman vs Idaho St. (11/17/19)
3-Point FG Att.	9	Chier Maker vs Idaho St. (11/17/19)
	8	Trevelin Queen vs New Mexico St. (12/07/19)
	8	Xavier Green vs Old Dominion (11/26/19)
	8	Jared Stutzman vs Idaho St. (11/17/19)
3-Pt FG Pct (min 3 made)	.714 (5-7)	Adam Thistlewood vs Colorado St. (11/27/19)
	.625 (5-8)	Jared Stutzman vs Idaho St. (11/17/19)
Free Throws Made	7	Jonah Mathews vs Southern California (01/02/20)
	7	M.J. Randolph vs Florida A&M (12/19/19)
Free Throw Att.	11	Cam Mack vs Nebraska (11/25/19)
	10	M.J. Randolph vs Florida A&M (12/19/19)
FT Pct (min 5 made)	1.000 (6-6)	KJ Robinson vs Omaha (11/21/19)
	1.000 (5-5)	Paris Austin at California (01/09/20)
	1.000 (5-5)	Drew Lutz vs Incarnate Word (12/21/19)
	1.000 (5-5)	Guglielmo Caruso at Santa Clara (11/12/19)
Rebounds	14	Nico Carvacho vs Colorado St. (11/27/19)
	14	Matt Pile vs Omaha (11/21/19)
Assists	10	McKinley Wright at Colorado (01/23/20)
	6	Cam Mack vs Nebraska (11/25/19)
Steals	5	Chris Duarte vs Oregon (01/16/20)
	4	Marcus Larsson vs Incarnate Word (12/21/19)
Blocked Shots	4	Myles Carter vs Seattle U (11/07/19)
	3	McKinley Wright at Colorado (01/23/20)
	3	Kylor Kelley vs Oregon St. (01/18/20)
	3	Onyeka Okongwu vs Southern California (01/02/20)
	3	Artavious McDyess vs Ark.-Pine Bluff (12/29/19)
	3	Josip Vrankic at Santa Clara (11/12/19)

HIGH/LOWS BY HALF

WASHINGTON STATE - FIRST HALF		
	HIGHS	
POINTS	48	OMAHA (11/21/19)
FIELD GOALS MADE	18	INCARNATE WORD (12/21/19)
FIELD GOAL ATTEMPTS	41	SOUTHERN CALIFORNIA (01/02/20)
FIELD GOAL PERCENTAGE	.563 (18-32)	INCARNATE WORD (12/21/19)
3 PT FIELD GOALS MADE	8	OREGON (01/16/20)
3 PT FG ATTEMPTS	17	VS NEW MEXICO ST. (12/07/19)
	17	SEATTLE U (11/07/19)
3 PT FG PERCENTAGE	.714 (5-7)	INCARNATE WORD (12/21/19)
FREE THROWS MADE	11	OREGON ST. (01/18/20)
	11	UCLA (01/04/20)
FREE THROW ATTEMPTS	14	UCLA (01/04/20)
FREE THROW PERCENTAGE	1.000 (11-11)	OREGON ST. (01/18/20)
	1.000 (5-5)	INCARNATE WORD (12/21/19)
REBOUNDS	26	INCARNATE WORD (12/21/19)
ASSISTS	10	AT COLORADO (01/23/20)
	10	OREGON (01/16/20)
STEALS	8	AT COLORADO (01/23/20)
	8	AT IDAHO (12/04/19)
BLOCKED SHOTS	2	AT CALIFORNIA (01/09/20)
	2	VS OLD DOMINION (11/26/19)
	2	OMAHA (11/21/19)
	2	SEATTLE U (11/07/19)
TURNOVERS	12	AT IDAHO (12/04/19)
FOULS	10	AT STANFORD (01/11/20)
	10	AT CALIFORNIA (01/09/20)
	10	UCLA (01/04/20)
	10	VS NEW MEXICO ST. (12/07/19)

	LOWS	
POINTS	18	AT STANFORD (01/11/20)
FIELD GOALS MADE	5	UCLA (01/04/20)
FIELD GOAL ATTEMPTS	22	AT CALIFORNIA (01/09/20)
FIELD GOAL PERCENTAGE	.208 (5-24)	UCLA (01/04/20)
3 PT FIELD GOALS MADE	1	IDAHO ST. (11/17/19)
3 PT FG ATTEMPTS	7	INCARNATE WORD (12/21/19)
3 PT FG PERCENTAGE	.100 (1-10)	IDAHO ST. (11/17/19)
FREE THROWS MADE	0	VS COLORADO ST. (11/27/19)
FREE THROW ATTEMPTS	1	AT COLORADO (01/23/20)
FREE THROW PERCENTAGE	.000 (0-2)	VS COLORADO ST. (11/27/19)
REBOUNDS	10	AT CALIFORNIA (01/09/20)
ASSISTS	3	VS OLD DOMINION (11/26/19)
	3	SOUTHERN CALIFORNIA (01/02/20)
	3	UCLA (01/04/20)
STEALS	0	INCARNATE WORD (12/21/19)
BLOCKED SHOTS	0	FIVE TIMES
TURNOVERS	2	SEATTLE U (11/07/19)
FOULS	2	SEATTLE U (11/07/19)

OPPONENTS - FIRST HALF		
	HIGHS	
POINTS	46	AT STANFORD (01/11/20)
FIELD GOALS MADE	18	AT STANFORD (01/11/20)
FIELD GOAL ATTEMPTS	32	INCARNATE WORD (12/21/19)
	32	VS NEBRASKA (11/25/19)
	32	SEATTLE U (11/07/19)
FIELD GOAL PERCENTAGE	.667 (18-27)	AT STANFORD (01/11/20)
3 PT FIELD GOALS MADE	6	VS OLD DOMINION (11/26/19)
3 PT FG ATTEMPTS	12	VS OLD DOMINION (11/26/19)
	12	IDAHO ST. (11/17/19)
3 PT FG PERCENTAGE	.500 (6-12)	VS OLD DOMINION (11/26/19)
	.500 (1-2)	FLORIDA A&M (12/19/19)
FREE THROWS MADE	10	AT COLORADO (01/23/20)
FREE THROW ATTEMPTS	13	AT COLORADO (01/23/20)
FREE THROW PERCENTAGE	1.000 (8-8)	AT CALIFORNIA (01/09/20)
	1.000 (7-7)	INCARNATE WORD (12/21/19)
	1.000 (3-3)	AT SANTA CLARA (11/12/19)
	1.000 (2-2)	ARK -PINE BLUFF (12/29/19)
	1.000 (2-2)	IDAHO ST. (11/17/19)
REBOUNDS	23	UCLA (01/04/20)
	23	SOUTHERN CALIFORNIA (01/02/20)
ASSISTS	10	AT STANFORD (01/11/20)
STEALS	5	OREGON (01/16/20)
	5	AT STANFORD (01/11/20)
BLOCKED SHOTS	5	AT STANFORD (01/11/20)
TURNOVERS	13	UC RIVERSIDE (12/15/19)
FOULS	14	UCLA (01/04/20)

	LOWS	
POINTS	21	SEATTLE U (11/07/19)
	21	vs New Mexico St. (12/07/19)
FIELD GOALS MADE	8	vs New Mexico St. (12/07/19)
	8	INCARNATE WORD (12/21/19)
FIELD GOAL ATTEMPTS	22	vs New Mexico St. (12/07/19)
FIELD GOAL PERCENTAGE	.250 (8-32)	SOUTHERN CALIFORNIA (01/02/20)
3 PT FIELD GOALS MADE	0	INCARNATE WORD (12/21/19)
	0	SEATTLE U (11/07/19)
	0	ARK -PINE BLUFF (12/29/19)
	0	SOUTHERN CALIFORNIA (01/02/20)
	0	OREGON ST. (01/18/20)
3 PT FG ATTEMPTS	2	FLORIDA A&M (12/19/19)
3 PT FG PERCENTAGE	.000 (0-7)	SEATTLE U (11/07/19)
	.000 (0-3)	ARK -PINE BLUFF (12/29/19)
	.000 (0-3)	SOUTHERN CALIFORNIA (01/02/20)
	.000 (0-4)	OREGON ST. (01/18/20)
FREE THROWS MADE	0	UC RIVERSIDE (12/15/19)
FREE THROW ATTEMPTS	2	SEATTLE U (11/07/19)
	2	IDAHO ST. (11/17/19)
	2	UC RIVERSIDE (12/15/19)
	2	ARK -PINE BLUFF (12/29/19)
FREE THROW PERCENTAGE	.000 (0-2)	UC RIVERSIDE (12/15/19)
REBOUNDS	12	at Idaho (12/04/19)
	12	INCARNATE WORD (12/21/19)
ASSISTS	1	SEATTLE U (11/07/19)
STEALS	0	OMAHA (11/21/19)
BLOCKED SHOTS	0	Six Times
TURNOVERS	3	at Stanford (01/11/20)
	3	OREGON ST. (01/18/20)
FOULS	4	IDAHO ST. (11/17/19)
	4	vs Colorado St. (11/27/19)

WASHINGTON STATE - SECOND HALF		
	HIGHS	
POINTS	46	FLORIDA A&M (12/19/19)
	46	AT IDAHO (12/04/19)
FIELD GOALS MADE	18	SEATTLE U (11/07/19)
FIELD GOAL ATTEMPTS	44	SEATTLE U (11/07/19)
FIELD GOAL PERCENTAGE	.625 (15-24)	FLORIDA A&M (12/19/19)
3 PT FIELD GOALS MADE	9	AT STANFORD (01/11/20)
3 PT FG ATTEMPTS	22	OMAHA (11/21/19)
3 PT FG PERCENTAGE	.692 (9-13)	AT STANFORD (01/11/20)
FREE THROWS MADE	18	VS NEW MEXICO ST. (12/07/19)
FREE THROW ATTEMPTS	21	VS NEW MEXICO ST. (12/07/19)
FREE THROW PERCENTAGE	1.000 (7-7)	ARK -PINE BLUFF (12/29/19)
	1.000 (4-4)	VS OLD DOMINION (11/26/19)
REBOUNDS	27	INCARNATE WORD (12/21/19)
ASSISTS	9	OREGON ST. (01/18/20)
	9	INCARNATE WORD (12/21/19)
STEALS	8	AT SANTA CLARA (11/12/19)
BLOCKED SHOTS	4	ARK -PINE BLUFF (12/29/19)
TURNOVERS	13	FLORIDA A&M (12/19/19)
FOULS	14	VS NEBRASKA (11/25/19)

	LOWS	
POINTS	23	AT COLORADO (01/23/20)
FIELD GOALS MADE	7	OMAHA (11/21/19)
	7	VS NEW MEXICO ST. (12/07/19)
FIELD GOAL ATTEMPTS	17	VS NEW MEXICO ST. (12/07/19)
FIELD GOAL PERCENTAGE	.200 (7-35)	OMAHA (11/21/19)
3 PT FIELD GOALS MADE	1	AT SANTA CLARA (11/12/19)
	1	VS NEW MEXICO ST. (12/07/19)
3 PT FG ATTEMPTS	4	VS NEW MEXICO ST. (12/07/19)
3 PT FG PERCENTAGE	.077 (1-13)	AT SANTA CLARA (11/12/19)
FREE THROWS MADE	2	SOUTHERN CALIFORNIA (01/02/20)
FREE THROW ATTEMPTS	4	SEATTLE U (11/07/19)
	4	VS OLD DOMINION (11/26/19)
	4	SOUTHERN CALIFORNIA (01/02/20)
FREE THROW PERCENTAGE	.429 (3-7)	AT SANTA CLARA (11/12/19)
REBOUNDS	12	VS COLORADO ST. (11/27/19)
ASSISTS	2	AT SANTA CLARA (11/12/19)
	2	VS NEW MEXICO ST. (12/07/19)
STEALS	0	OMAHA (11/21/19)
BLOCKED SHOTS	0	SIX TIMES
TURNOVERS	1	SEATTLE U (11/07/19)
FOULS	6	INCARNATE WORD (12/21/19)
	6	UCLA (01/04/20)

OPPONENTS - SECOND HALF		
	HIGHS	
POINTS	50	OMAHA (11/21/19)
FIELD GOALS MADE	18	at Stanford (01/11/20)
	18	FLORIDA A&M (12/19/19)
FIELD GOAL ATTEMPTS	39	vs New Mexico St. (12/07/19)
FIELD GOAL PERCENTAGE	.654 (17-26)	vs Colorado St. (11/27/19)
3 PT FIELD GOALS MADE	6	OMAHA (11/21/19)
3 PT FG ATTEMPTS	18	vs New Mexico St. (12/07/19)
3 PT FG PERCENTAGE	.714 (5-7)	vs Nebraska (11/25/19)
FREE THROWS MADE	14	OMAHA (11/21/19)
FREE THROW ATTEMPTS	18	vs Nebraska (11/25/19)
FREE THROW PERCENTAGE	1.000 (7-7)	at Colorado (01/23/20)
	1.000 (1-1)	at Stanford (01/11/20)
REBOUNDS	27	at Colorado (01/23/20)
	27	at Santa Clara (11/12/19)
ASSISTS	13	at Stanford (01/11/20)
STEALS	7	FLORIDA A&M (12/19/19)
BLOCKED SHOTS	5	SOUTHERN CALIFORNIA (01/02/20)
TURNOVERS	12	at Santa Clara (11/12/19)
FOULS	15	OREGON (01/16/20)

	LOWS	
POINTS	22	vs Old Dominion (11/26/19)
	22	ARK -PINE BLUFF (12/29/19)
FIELD GOALS MADE	7	ARK -PINE BLUFF (12/29/19)
FIELD GOAL ATTEMPTS	23	at Santa Clara (11/12/19)
	23	UC RIVERSIDE (12/15/19)
	23	SOUTHERN CALIFORNIA (01/02/20)
	23	OREGON (01/16/20)
FIELD GOAL PERCENTAGE	.280 (7-25)	ARK -PINE BLUFF (12/29/19)
3 PT FIELD GOALS MADE	1	SEATTLE U (11/07/19)
	1	at Santa Clara (11/12/19)
	1	FLORIDA A&M (12/19/19)
	1	INCARNATE WORD (12/21/19)
	1	SOUTHERN CALIFORNIA (01/02/20)
	1	UCLA (01/04/20)
3 PT FG ATTEMPTS	3	FLORIDA A&M (12/19/19)
3 PT FG PERCENTAGE	.125 (1-8)	SEATTLE U (11/07/19)
FREE THROWS MADE	1	at Stanford (01/11/20)
FREE THROW ATTEMPTS	1	at Stanford (01/11/20)
FREE THROW PERCENTAGE	.500 (4-8)	vs Old Dominion (11/26/19)
	.500 (4-8)	vs New Mexico St. (12/07/19)
	.500 (4-8)	OREGON (01/16/20)
REBOUNDS	9	FLORIDA A&M (12/19/19)
ASSISTS	1	vs Old Dominion (11/26/19)
STEALS	0	SEATTLE U (11/07/19)
	0	OMAHA (11/21/19)
	0	SOUTHERN CALIFORNIA (01/02/20)
	0	at California (01/09/20)
BLOCKED SHOTS	0	UC RIVERSIDE (12/15/19)
	0	OREGON (01/16/20)
TURNOVERS	3	OMAHA (11/21/19)
	3	UCLA (01/04/20)
FOULS	4	vs Old Dominion (11/26/19)

CHARTING THE COUGS

Times Led WSU in Scoring

CJ Elleby	13
Isaac Bonton	6
Jeff Pollard	1
Tony Miller	1

Times Led WSU in Rebounding

CJ Elleby	9
Jeff Pollard	3
Tony Miller	2
Jaylen Shead	2
Aljaz Kunc	2
Noah Williams	1
Marvin Cannon	1
Isaac Bonton	1

Times Led WSU in Assists

Isaac Bonton	12
Jaylen Shead	4
Jervae Robinson	3
CJ Elleby	2
Noah Williams	1

Times Led WSU in Steals

CJ Elleby	10
Isaac Bonton	7
Tony Miller	4
Noah Williams	4
Jervae Robinson	3
Aljaz Kunc	3
Jaylen Shead	2
DJ Rodman	1

Times Led WSU in Blocks

Aljaz Kunc	9
CJ Elleby	7
Jeff Pollard	6
Isaac Bonton	5
Marvin Cannon	3
Tony Miller	3
Noah Williams	3
Volodymyr Markovetsky	1
Jervae Robinson	1

Double-Figure Scoring Games

CJ Elleby	18
Isaac Bonton	16
Jeff Pollard	11
Tony Miller	5
Aljaz Kunc	4
Noah Williams	4
Jervae Robinson	2
Marvin Cannon	2
Daron Henson	2

20-Plus Point Games

CJ Elleby	12
Isaac Bonton	1

30-Plus Point Games

Isaac Bonton	1
--------------	---

Double-Doubles

CJ Elleby	2
Isaac Bonton	1
Tony Miller	1

Consecutive Double-Figure Scoring Games (Active)

Isaac Bonton	9
CJ Elleby	2
Daron Henson	2

Technical Fouls

Washington State	4
Opponents	1

Jump Balls Controlled

Washington State	5
Opponents	15

CJ Elleby	5/20
-----------	------

Three-Point Plays

Washington State	24
Opponents	15

Four-Point Plays

Washington State	1
Opponents	-

Consecutive Free Throws Made (Active)

Isaac Bonton	16
Ryan Rapp	3
Noah Williams	2
Jeff Pollard	1
Jaylen Shead	1

Five-Second Violations

Washington State	-
Opponents	-

Shot Clock Violations

Washington State	5
Opponents	10

First to Score

Washington State	11
Opponents	9

First to Score for WSU

Aljaz Kunc	6
CJ Elleby	5
Isaac Bonton	4
Jeff Pollard	3
Jaylen Shead	2

How WSU Scored First Points

3-Pointer	9
Layup	6
Jump Shot	5
Free Throw	-

First Substitutions

Noah Williams	9
Tony Miller	4
Jervae Robinson	3
Jaylen Shead	3
Marvin Cannon	3
DJ Rodman	3
Volodymyr Markovetsky	1
Isaac Bonton	1
Deion James	1

Charges Drawn

Washington State	30
Opponents	13

FIRST HALF POINTS

WASHINGTON STATE	682
OPPONENTS	634

SECOND HALF POINTS

WASHINGTON STATE	736
OPPONENTS	710

OVERTIME POINTS

WASHINGTON STATE	14
OPPONENTS	6

POINTS OFF TURNOVERS

WASHINGTON STATE	344 (17.2)
OPPONENTS	234 (11.7)

SECOND CHANCE POINTS

WASHINGTON STATE	212 (10.6)
OPPONENTS	148 (7.4)

POINTS IN THE PAINT

WASHINGTON STATE	584 (29.2)
OPPONENTS	642 (32.1)

FASTBREAK POINTS

WASHINGTON STATE	225 (11.3)
OPPONENTS	171 (8.6)

BENCH POINTS

WASHINGTON STATE	380 (19.0)
OPPONENTS	388 (19.4)

LARGEST WSU HALFTIME LEAD

22	vs Seattle U (Nov. 7)
----	-----------------------

LARGEST WSU HALFTIME DEFICIT

28	at Stanford (Jan. 11)
----	-----------------------

LARGEST WSU WIN

31	vs Seattle U (Nov. 7)
----	-----------------------

LARGEST WSU LOSS

26	at Stanford (Jan. 11)
----	-----------------------

LARGEST WSU LEAD

34	vs Seattle U (Nov. 7)
----	-----------------------

LARGEST WSU DEFICIT

33	at Stanford (Jan. 11)
----	-----------------------

SMALLEST WSU MARGIN OF VICTORY

8	vs UCLA (Jan. 4)
---	------------------

SMALLEST OPP. MARGIN OF VICTORY

7	at Cal (Jan. 9)
---	-----------------

GAME COMPARISONS																		
Opponent	1st	2nd	Score	Mar	Total FG	FG Pct	3-Pointers	3FG Pct	Free Throws	FT Pct	Rbds	Mar	Assist	TOver	Block	Steal	Fouls	
SEATTLE U	43/21	42/33	85-54	+31	33-81/20-59	.407/.339	9-31/1-15	.290/.067	10-15/13-19	.667/.684	50/39	+11	13/4	3/12	3/4	10/1	13/14	
Santa Clara	38/41	24/29	62-70	(8)	22-67/25-53	.328/.472	7-29/5-16	.241/.313	11-17/15-17	.647/.882	34/43	(9)	9/11	14/21	1/5	12/8	15/21	
IDAHO ST.	37/32	35/29	72-61	+11	28-64/23-53	.438/.434	3-17/6-21	.176/.286	13-16/9-12	.813/.750	31/36	(5)	10/10	7/20	3/4	9/4	15/14	
OMAHA	48/35	29/50	77-85	(8)	24-69/29-59	.348/.492	12-35/7-19	.343/.368	17-21/20-24	.810/.833	38/41	(3)	12/8	5/10	2/1	1/0	18/18	
Nebraska	37/34	34/48	71-82	(11)	27-73/30-57	.370/.526	6-27/9-18	.222/.500	11-16/13-25	.688/.520	44/41	+3	9/11	13/15	3/2	6/5	23/16	
Old Dominion	30/28	36/22	66-50	+16	23-60/18-54	.383/.333	8-24/8-21	.333/.381	12-17/6-11	.706/.545	39/39	-	10/5	7/15	4/4	4/3	14/16	
Colorado St.	31/30	38/49	69-79	(10)	27-68/28-51	.397/.549	9-31/8-20	.290/.400	6-12/15-23	.500/.652	28/44	(16)	11/12	7/20	1/2	6/4	19/16	
Idaho	32/24	46/41	78-65	+13	28-63/26-63	.444/.413	6-25/5-19	.240/.263	16-21/8-15	.762/.533	40/31	+9	12/11	16/18	1/1	12/6	19/20	
New Mexico St.	30/21	33/33	63-54	+9	17-48/21-61	.354/.344	8-21/5-28	.381/.179	21-26/7-14	.808/.500	37/42	(5)	11/13	13/17	2/7	7/5	20/22	
UC RIVERSIDE	27/24	43/32	70-56	+14	24-57/21-47	.421/.447	7-23/6-21	.304/.286	15-18/8-13	.833/.615	31/33	(2)	11/11	12/23	4/2	11/4	17/19	
FLORIDA A&M	41/24	46/49	87-73	+14	32-61/28-60	.525/.467	6-17/2-5	.353/.400	17-24/15-21	.708/.714	46/24	+22	13/5	20/14	1/1	4/10	21/20	
INCARNATE WORD	46/27	41/32	87-59	+28	34-69/22-64	.493/.344	7-18/5-17	.389/.294	12-16/10-11	.750/.909	53/27	+26	17/13	18/14	4/1	3/7	12/23	
ARK.-PINE BLUFF	26/28	39/22	65-50	+15	24-62/20-51	.387/.392	6-25/4-9	.240/.444	11-15/6-8	.733/.750	36/36	-	14/5	8/15	5/7	7/4	10/17	
SOUTHERN CALIFORNIA	27/31	29/34	56-65	(9)	22-79/23-45	.278/.511	6-28/1-7	.214/.143	6-10/18-24	.600/.750	39/46	(7)	8/11	6/20	0/8	4/3	19/17	
UCLA	24/33	41/32	79-71	+8	25-59/26-62	.424/.419	6-20/6-21	.300/.286	23-32/13-21	.719/.619	37/43	(6)	11/9	10/16	4/5	7/3	18/27	
California	34/40	32/33	66-73	(7)	19-49/26-51	.388/.510	7-25/4-12	.280/.333	21-28/17-20	.750/.850	26/33	(7)	10/12	12/17	2/2	5/2	21/22	
Stanford	18/46	44/42	62-88	(26)	22-56/36-59	.393/.610	12-27/9-23	.444/.391	6-12/7-13	.500/.538	33/32	+1	13/23	18/9	1/6	6/8	17/18	
OREGON	34/37	38/24	72-61	+11	25-52/24-51	.481/.471	11-21/7-21	.524/.333	11-17/6-12	.647/.500	33/27	+6	15/10	15/16	3/0	6/6	13/20	
OREGON ST.	46/40	43/36	89-76	+13	28-55/31-62	.509/.500	8-20/2-13	.400/.154	25-27/12-15	.926/.800	30/30	-	16/15	8/9	2/4	5/3	16/21	
Colorado	33/38	23/40	56-78	(22)	22-59/26-57	.373/.456	8-20/9-22	.400/.409	4-7/17-20	.571/.850	28/45	(17)	13/19	13/14	3/4	10/7	17/12	
Note: Game totals are displayed in the format TEAM/OPPONENT for each category																		

WSU GAME LEADERS

DATE	TIME	OPPONENT	W/L	SCORE	ATTEND	OVERALL	PAC-12	HIGH POINTS	HIGH REBOUNDS
11/07/19	6:00 pm	SEATTLE U	W	85-54	2810	1-0	0-0	(27)CJ Elleby	(9)Noah Williams
11/12/19	7:00 pm	at Santa Clara	L	62-70	1202	1-1	0-0	(11)Isaac Bonton	(5)Aljaz Kunc
11/17/19	1:00 pm	IDAHO ST.	W	72-61	2704	2-1	0-0	(23)CJ Elleby	(8)CJ Elleby
11/21/19	4:00 pm	OMAHA	L	77-85	2204	2-2	0-0	(27)CJ Elleby	(9)CJ Elleby
11/25/19	4:30 pm	vs Nebraska	L	71-82	660	2-3	0-0	(27)CJ Elleby	(8)Jaylen Shead
11/26/19	5:00 pm	vs Old Dominion	W	66-50	406	3-3	0-0	(21)CJ Elleby	(7)Marvin Cannon
11/27/19	1:30 pm	vs Colorado St.	L	69-79	1023	3-4	0-0	(16)CJ Elleby	(6)CJ Elleby
								(16)Jeff Pollard	(6)Aljaz Kunc
12/04/19	10:17 pm	at Idaho	W	78-65	1316	4-4	0-0	(18)Tony Miller	(8)Jaylen Shead
12/07/19	12:00 pm	vs New Mexico St.	W	63-54	1222	5-4	0-0	(14)CJ Elleby	(5)Jeff Pollard
12/15/19	1:30 pm	UC RIVERSIDE	W	70-56	1995	6-4	0-0	(20)CJ Elleby	(7)Jeff Pollard
12/19/19	7:30 pm	FLORIDA A&M	W	87-73	1987	7-4	0-0	(25)CJ Elleby	(11)CJ Elleby
12/21/19	4:00 pm	INCARNATE WORD	W	87-59	2037	8-4	0-0	(19)Isaac Bonton	(12)Isaac Bonton
12/29/19	5:00 pm	ARK.-PINE BLUFF	W	65-50	2122	9-4	0-0	(22)CJ Elleby	(7)CJ Elleby
01/02/20	7:30 pm	*SOUTHERN CALIFORNIA	L	56-65	2256	9-5	0-1	(18)Isaac Bonton	(11)Tony Miller
01/04/20	4:00 pm	*UCLA	Wot	79-71	2825	10-5	1-1	(17)Isaac Bonton	(6)Tony Miller
01/09/20	7:30 pm	*at California	L	66-73	3953	10-6	1-2	(22)CJ Elleby	(9)CJ Elleby
01/11/20	3:00 pm	*at Stanford	L	62-88	3526	10-7	1-3	(15)Isaac Bonton	(10)Jeff Pollard
01/16/20	6:00 pm	*#8 OREGON	W	72-61	3082	11-7	2-3	(25)CJ Elleby	(14)CJ Elleby
01/18/20	1:00 pm	*OREGON ST.	W	89-76	10380	12-7	3-3	(34)Isaac Bonton	(9)CJ Elleby
01/23/20	8:00 pm	*at Colorado	L	56-78	7864	12-8	3-4	(15)CJ Elleby	(5)CJ Elleby

SEASON HIGHLIGHTS

Opponent	Result	Notes
SEATTLE U (Nov. 7)	W, 85-54	CJ Elleby scored a career-high 27 points as head coach Kyle Smith earned her first win at WSU. Smith's 31 point win in his debut was the largest debut victory in the modern era at WSU, second all-time only to Jack Friel's 44 point win in his debut in 1928
at Santa Clara (Nov. 12)	L, 62-70	Isaac Bonton scored a team-best 19 points including 11 in the second half.
IDAHO STATE (Nov. 17)	W, 72-61	CJ Elleby scored a team-best 23 points while nabbing a career-best 7 steals, one shy of WSU's single game record.
OMAHA (Nov. 21)	L, 77-85	The Cougs led by as much as 15 in the contest but saw Omaha score 50 second half points to pick up the comeback win. In the loss CJ Elleby tied his career high with 27 points including 18 in the first half.
vs. Nebraska (Nov. 25)	L, 71-82	CJ Elleby continued his tear scoring 27 points for the second-straight contest.
vs. Old Dominion (Nov. 26)	W, 66-50	WSU dominated defensively holding the Monarchs to 50 points, the lowest given up since 2013.
vs. Colorado State (Nov. 27)	L, 69-79	Jeff Pollard scored a career-best 16 points as four scored in double-figures.
at Idaho (Dec. 4)	W, 78-65	Tony Miller continued to emerge as a top threat for the Cougars as the junior scored 18 points on 6-of-7 shooting.
NEW MEXICO STATE (Dec. 7)	W, 63-54	Allowed just 54 points, tying for the second lowest point total given up on the year alongside of the Cougs' opening performance against Seattle U.
UC RIVERSIDE (Dec. 15)	W, 70-56	The Cougars forced 23 turnovers, the most since forcing 25 at Gonzaga Dec. 8, 2010.
FLORIDA A&M (Dec. 19)	W, 87-73	Scored a season-high 87 points while CJ Elleby produced the first double-double of the year with 25 pts and 11 rbd
INCARNATE WORD (Dec. 21)	W, 87-59	Tied their season-high for points in a game as Isaac Bonton came up with his first career double-double with career bests in points (19) and rebounds (12) as well as assists (6).
ARK.-PINE BLUFF (Dec. 29)	W, 65-50	WSU finished a perfect December coming back from a half-time deficit for the first time on the year.
USC (Jan. 2)	L, 56-65	Tony Miller produced his first double-double with 15 points and 11 rebounds.
UCLA (Jan. 4)	W, 79-71 (OT)	The Cougs came back from 11 down in the second half to beat UCLA in overtime, snapping a five-game skid against the Bruins.
at Cal (Jan. 9)	L, 66-73	Freshman Noah Williams came up with a career-best 16 points in the road loss as WSU mounted a late comeback that fell short.
at Stanford (Jan. 11)	L, 62-88	Daron Henson made just his second appearance for WSU scoring 12 points on 4-of-6 from deep.
#8 OREGON (Jan. 16)	W, 72-61	CJ Elleby's 25&14 double-double led the Cougs to their first win over a top-10 team since 2007.
OREGON ST. (Jan. 18)	W, 89-76	Isaac Bonton became the first Pac-12 play to go for 30+ pt, 8 rbd, 8 asst, in a game since 1997 as WSU scored a season high 89 points against the Beavers.
at #23 Colorado (Jan. 23)	L, 56-78	Daron Henson scored a career best 13 points off the bench, but a shorthanded Cougs fell to 0-9 all-time in Boulder.

PREVIOUS BOX SCORES



Official Basketball Box Score - Final
Seattle U at Washington St.
 11/08/19 Beasley Coliseum, Pullman
 Washington State vs Seattle U

Game Time: 2:05 AM
 Game Duration: 5:19
 Attendance: 2,810

Officials: Randy McCall, John Higgins, Kelly Pfeiffer

Seattle U - 54

Record: 1-1

NO. Name		Min	FG M-A	3P M-A	FT M-A	Rebounds OR DR TOT	Fouls Fou P	TP	AS	TO	ST	Blocks BS BA	+/-
1 Myles Carter	F	29:45	3-7	0-1	2-2	2 1 3	0 2	8	0	1	0	4	-23
12 Mattia Da Campo	G	27:20	0-1	0-1	1-3	1 7 8	2 3	1	0	1	1	0	0
13 Morgan Means	G	26:34	3-8	1-2	0-0	0 3 3	4 0	7	0	3	0	0	1
23 Terrell Brown	G	35:55	10-24	0-1	4-5	1 7 8	1 4	24	2	5	0	0	-28
24 Delante Jones	G	25:26	0-7	0-5	0-0	0 4 4	4 0	0	1	0	0	0	-29
0 Rip Economou		10:08	0-1	0-1	0-0	1 0 1	2 0	0	0	0	0	0	-3
21 Jordan Dallas		03:33	0-3	0-2	0-0	0 1 1	1 0	0	0	0	0	0	0
2 Treyvon Hopkins		12:29	3-5	0-1	4-4	0 0 0	0 2	10	0	0	0	0	-11
3 Anand Hundal		09:38	0-0	0-0	0-0	0 0 0	0 0	0	0	0	0	0	-5
10 Aaron Nettles		13:50	1-3	0-1	2-3	0 0 0	0 1	4	1	0	0	0	-5
33 Mikkel Hauge		03:38	0-0	0-0	0-2	0 1 1	0 1	0	0	1	0	0	0
35 Dovy Pinskus		01:44	0-0	0-0	0-0	0 0 0	0 0	0	0	0	0	0	-1
Team						4 6 10		0		1			
Totals		20:59	1-15	13-19	9 30 39	14 13	54	4	12	1	4	3	-31

Technical Fouls: NONE

Washington St. - 85

Record: 1-0

NO. Name	Min	FG	3P	FT	Rebounds	Fouls	TP	AS	TO	ST	Blocks	BS	BA	+/
4 Aljaz Kunc	F 16:37	2-6	1-3	0-0	1 2 3	2 0	5	0	0	0	1	0	25	
13 Jeff Pollard	F 20:33	3-9	1-5	0-0	3 4 7	1 1	7	2	0	0	1	0	19	
2 CJ Elleby	G 29:58	12-18	3-8	0-1	2 5 7	1 1	27	0	0	3	0	0	24	
10 Isaac Borton	G 28:40	5-14	0-3	2-4	1 7 8	1 4	12	4	0	1	1	1	25	
23 Jaylen Shead	G 26:16	2-5	2-2	3-4	0 2 2	2 3	9	3	0	3	0	2	19	
1 Jervae Robinson	20:15	3-7	1-3	0-0	0 0 0	0 0	7	0	0	1	0	0	15	
20 Deion James	15:24	0-3	0-1	4-4	0 4 4	0 3	4	1	2	1	0	0	9	
24 Noah Williams	17:25	1-7	0-1	0-0	4 5 9	2 1	2	2	0	0	0	1	3	
5 Marvin Cannon	09:49	1-5	0-3	0-0	2 1 3	1 0	2	0	1	0	0	0	8	
11 DJ Rodman	08:31	2-3	1-1	0-0	2 0 2	3 0	5	0	0	1	0	0	6	
32 Tony Miller	04:05	1-2	0-0	1-2	1 0 1	0 1	3	1	0	0	0	0	3	
3 Daron Henson	02:27	1-2	0-1	0-0	0 0 0	0 0	2	0	0	0	0	0	-1	
Team					3 1 4		0		0					
Totals		33-81	9-31	10-15	19 31 50	13 14	85	13	3	10	3	4	31	

Technical Fouls: NONE

	SU	WSU
Biggest lead	0 (1 st 20:00)	34 (2 nd 3:24)
Best Scoring Run	5 (2 nd 9:20)	7 (1 st 7:00)
Lead Changes	0	
Times Tied	0	
Time with Lead	00:00	39:26

Points from	SU	WSU
Turnovers	0	16
Paint	24	34
Second Chance	4	11
Fast Breaks	2	18
Bench	14	25

Period by Period Scoring	1st	2nd	TOT
SU	21	33	54
WSU	43	42	85



Official Basketball Box Score - Final
Washington St. at Santa Clara
 11/13/19 Leavary Center, Santa Clara
 2019-20 Men's Basketball

Game Time: 3:00 AM
 Game Duration: 1:48
 Attendance: 1,202

Officials: Chris Rastatter, Glen Mayberry, Scott Brown

Washington St. - 62

Record: 1-1

NO. Name	Min	FG	3P	FT	Rebounds	Fouls	TP	AS	TO	ST	Blocks	BS	BA	+/
4 Aljaz Kunc	F 34:01	3-7	2-5	0-0	1 6 7	2 3	8	0	0	2	1	0	0	0
13 Jeff Pollard	F 25:12	2-4	1-3	2-2	1 5 6	1 3	7	1	1	0	0	0	1	-2
2 CJ Elleby	G 28:36	4-14	1-7	1-3	0 2 2	5 2	10	1	5	1	0	0	0	-1
10 Isaac Borton	G 33:25	7-20	0-5	5-7	0 1 1	1 6	19	4	1	1	0	1	0	-2
23 Jaylen Shead	G 17:45	1-4	0-0	0-0	1 1 2	1 0	2	2	1	4	3	0	0	-13
1 Jervae Robinson	23:08	2-9	2-4	2-2	1 4 5	0 3	8	1	1	4	0	0	0	-11
20 Deion James	05:18	1-2	0-0	0-1	0 0 0	1 1	2	0	0	0	0	0	0	-5
24 Noah Williams	13:31	0-1	0-1	0-0	1 1 2	2 1	0	1	2	0	0	0	0	-1
11 DJ Rodman	12:28	1-3	1-3	0-0	2 0 2	1 1	3	0	0	1	0	1	0	-9
5 Marvin Cannon	06:36	1-3	0-1	1-2	1 1 2	1 1	3	0	0	0	0	1	1	4
Team					4 1 5		0		0					
Totals		22-67	7-29	11-17	12 22 34	15 21	62	9	14	12	1	5	5	-8

Technical Fouls: NONE

Santa Clara - 70

Record: 3-0

NO.	Name	Min	FG M/A	3P M/A	FT M/A	Rebounds OR DR TOT	Fouls PF D	TP	AS	TO	ST	Blocks BS	BA
0	DJ Mitchell	F 24:08	1-6	0-0	1-2	1 7 8	3 3	2	2	1	1	0	-2
13	Josip Vrankic	F 36:18	0-4	0-1	2-2	0 4 4	3 1	2	3	1	3	3	0
30	Guglielmo Caruso	F 34:15	8-10	1-2	5-5	4 6 10	1 4	22	1	5	0	0	3
2	Tahj Eaddy	G 28:21	3-8	1-2	0-0	2 4 6	2 0	7	1	4	1	0	1
3	Trey Wertz	G 30:33	7-13	0-4	4-4	0 9 9	2 4	18	1	1	0	0	7
14	Keshawn Justice	08:30	1-3	1-3	0-0	0 0 0	0 0	1	0	3	1	2	0
1	David Thompson	09:17	0-0	0-0	2-2	0 2 2	3 1	2	1	1	0	0	1
12	Jaden Bediako	05:30	0-0	0-0	0-0	1 0 1	4 0	0	1	3	1	0	5
24	Jalen Williams	20:24	4-7	1-2	1-2	0 3 3	2 2	10	0	2	2	1	0
4	Giordan Williams	02:44	1-2	1-2	0-0	0 0 0	0 0	3	0	0	0	0	2
Team						0 0 0		0					
Totals			25-53	5-16	15-17	8 35 43	21 15	70	11	21	8	5	1

Technical Fouls: NONE

	WSU	SCU
Biggest lead	4 (1 st 13:50)	14 (2 nd 5:21)
Best Scoring Run	7 (1 st 13:50)	8 (2 nd 11:20)
Lead Changes	5	
Times Tied	7	
Time with Lead	04:46	31:23

Points from	WSU	SCU
Turnovers	16	9
Paint	22	34
Second Chance	9	7
Fast Breaks	7	12
Bench	16	18

Period by Period Scoring	1st	2nd	TOT
WSU	38	24	62
SCU	41	29	70



Official Basketball Box Score - Final
Idaho St. at Washington St.
 11/17/19 Beasley Coliseum, Pullman
 Washington State vs Idaho State

Game Time: 9:06 PM
 Game Duration: 1:50
 Attendance: 2,704

Officials: Kevin Ball, Rick Batsett, Jimmy Cassa

Idaho St. - 61

Record: 2-2

NO. Name	Min	FG M/A	3P M/A	FT M/A	Rebounds OR DR TOT	Fouls PF BS	TP	AS	TO	ST	Blocks BS	BA	+/-
3 Malik Porter	F 27:17	4-6	0-0	1-2	2 6 8	2 2 9	0	0	1	1	0	-6	
5 Chier Maker	F 36:20	5-15	1-9	4-4	3 3 6	2 2 15	1	2	1	0	0	-10	
15 Coreyoun Rushin	F 31:16	3-6	0-0	0-1	3 2 5	3 6 3	5	3	2	1	0	-9	
2 Tarik Cool	G 23:21	0-6	0-2	2-2	0 1 1	2 2 2	2	2	5	0	0	-12	
21 Jared Stutzman	G 33:51	8-14	5-8	0-0	1 4 5	0 1 21	1	2	0	1	1	-10	
1 Austin Smellie	12:37	3-4	0-1	0-0	1 2 3	1 1 6	1	0	0	0	0	-4	
4 Chidi Udengwu	16:23	0-0	0-0	2-3	1 4 5	2 4 2	1	1	0	1	0	-6	
12 Nico Aguirre	16:39	0-2	0-1	0-0	0 0 0	1 0 0	1	3	0	0	0	1	
22 Jaxon Edelmayer	02:16	0-0	0-0	0-0	0 0 0	1 0 0	0	0	0	0	0	1	
Team					1 2 3		0		1				
Totals		23-53	6-21	9-12	12 24 36	14 15 61	10	20	4	4	3	-11	
Technical Fouls:None													

Technical Fouls: NONE

Washington St. - 72

Record: 2-1

No.	Name	F	Min	FG M-A	3P M-A	FT M-A	Rebounds OR DR TOT	Fouls PF BS	TP	AS	TO	ST	Blocks BS	B+
4	Aljaz Kunc	F	25:24	2-6	0-1	2-2	2 3 5	1 1	6	1	1	0	1	9
13	Jeff Pollard	F	29:11	4-9	0-2	3-3	4 2 6	2 2	11	0	0	0	1	9
2	CJ Elleby	G	38:14	9-14	2-4	3-4	3 5 8	1 6	23	1	2	7	0	12
10	Isaac Borton	G	34:05	5-15	1-7	4-6	0 2 2	3 4	15	4	2	0	1	14
23	Jaylen Shead	G	28:47	4-7	0-0	0-0	2 1 3	1 0	8	2	2	1	0	8
1	Jervae Robinson		21:12	1-5	0-1	0-0	1 2 3	0 0	2	1	0	1	0	1
11	DJ Rodman		08:14	0-2	0-1	0-0	0 0 0	0 3	0	0	0	0	0	5
20	Deion James		04:30	2-3	0-0	1-1	0 0 0	4 1	5	0	0	0	0	-8
5	Marvin Cannon		05:12	0-2	0-1	0-0	0 0 0	0 0	0	1	0	0	0	-5
32	Tony Miller		05:11	1-1	0-0	0-0	0 0 0	0 0	2	0	0	0	0	-6
Team							1 3 4		0		0			
Totals				28-64	3-17	13-16	13 18 31	15 14	72	10	7	9	3	4 11

Technical Fouls: NONE

	ISU	WSU
Biggest lead	0 (1 st 20:00)	14 (2 nd 2:42)
Best Scoring Run	8 (1 st 6:09)	8 (1 st 13:24)
Lead Changes	0	
Times Tied	1	
Time with Lead	00:00	39:05

Points from	ISU	WSU
Turnovers	2	21
Paint	32	46
Second Chance	9	9
Fast Breaks	3	16
Bench	8	9

Period by Period Scoring	1st	2nd	TOT
ISU	32	29	61
WSU	37	35	72



Official Basketball Box Score - Final
Omaha at Washington St.
 11/22/19 Beasley Coliseum, Pullman, WA
 2019-20 Men's Basketball

Game Time: 12:00 AM
 Game Duration: 1:53
 Attendance: 2,204

PREVIOUS BOX SCORES



Official Basketball Box Score - Final
New Mexico St. at Washington St.
 12/07/19 Spokane Arena, Spokane, Wash.
 2019-20 Men's Basketball

Game Time: 8:00 PM
 Game Duration: 1:56
 Attendance: 1,222

Officials: Verne Harris, Tommy Nunez, D.G. Nelson

New Mexico St. - 54

Record: 5-5

NO. Name	Min	FG	3P	FT	Rebounds	Fouls	TP	AS	TO	ST	Blocks	+/-
13 C.J. Bobbitt	F 24:56	2-3	1-2	1-2	1 3 4	4 2 6	2	1	0	0	0	-23
15 Ivan Aurrecoechea	F 13:34	4-7	0-1	0-1	2 3 5	2 2 8	0	5	1	1	1	1
1 Shunn Buchanan	G 25:45	1-5	1-3	0-0	0 0 4	3 5 3	4	2	0	0	0	-15
3 Terrell Brown	G 20:40	0-6	0-5	0-0	0 0 0	0 1 0	0	0	0	1	0	-9
21 Trevelin Queen	G 38:20	6-19	2-8	0-0	3 4 7	3 2 14	2	1	3	1	0	-13
35 Johnny McCants	20:06	1-4	0-2	2-6	1 2 3	4 3 4	1	4	0	2	0	4
10 Jabari Rice	25:30	6-12	0-4	2-3	4 5 9	3 2 14	2	2	0	0	1	9
24 William McNair	09:10	0-0	0-0	0-0	0 3 3	1 1 0	0	1	0	2	0	0
55 Shawn Williams	18:12	1-5	1-3	0-0	2 2 4	2 1 3	2	1	0	1	0	2
25 Robert Brown	03:47	0-0	0-0	2-2	0 0 0	0 1 2	0	0	0	0	0	-1
Team					2 1 3		0		0			
Totals		21-61	5-28	7-14	15 27 42	22 20 54	13	17	5	7	2	-9

Technical Fouls: NONE

Washington St. - 63

Record: 5-4

NO. Name	Min	FG	3P	FT	Rebounds	Fouls	TP	AS	TO	ST	Blocks	+/-
4 Aljaz Kunc	F 17:28	2-5	2-4	0-0	1 1 2	2 2 6	0	0	2	1	0	-1
13 Jeff Pollard	F 30:16	4-10	0-1	1-3	3 7 10	2 5 9	2	1	1	0	3	17
1 Jervae Robinson	G 24:13	0-5	0-1	0-0	1 0 1	1 0 0	0	4	2	0	0	12
2 CJ Elleby	G 36:37	4-8	2-6	10-13	0 7 7	2 8 20	3	0	2	0	1	9
23 Jaylen Shead	G 30:44	1-4	1-2	2-2	0 5 5	4 1 5	1	7	1	0	0	5
10 Isaac Borton	14:55	1-5	1-3	0-0	1 1 2	0 3 1	1	0	0	1	0	-4
32 Tony Miller	14:48	3-4	1-1	2-2	2 3 5	2 2 9	0	1	0	0	0	-12
24 Noah Williams	14:43	1-4	0-1	2-2	0 2 2	3 2 4	0	1	0	0	1	6
5 Marvin Cannon	16:16	1-3	1-2	4-4	0 2 2	2 2 7	0	0	1	1	0	9
Team					0 2 2	0	0		0			
Totals		17-48	8-21	21-26	7 30 37	20 22 63	11	13	7	2	7	9

Technical Fouls: NONE

	NMSU	WAZZU	Points from		NMSU	WAZZU	Period by Period Scoring			
Biggest lead	3 (1 st 12:32)	14 (2 nd 15:38)	Turnovers	10	17		1st	2nd	TOT	
Best Scoring Run	11 (2 nd 13:01)	11 (1 st 6:21)	Paint	30	18					
Lead Changes	3		Second Chance	16	7	NMSU	21	33	54	
Times Tied	2		Fast Breaks	12	2					
Time with Lead	03:56	32:51	Bench	23	23	WAZZU	30	33	63	



Official Basketball Box Score - Final
UC Riverside at Washington St.
 12/15/19 Beasley Coliseum, Pullman
 2019-20 Men's Basketball

Game Time: 9:32 PM
 Game Duration: 1:56
 Attendance: 1,035

Officials: Tony Padilla, Anthony Jordan, Scott Brown

UC Riverside - 56

Record: 7-4

NO. Name	Min	FG	3P	FT	Rebounds	Fouls	TP	AS	TO	ST	Blocks	+/-
23 Angus McWilliam	F 18:14	6-10	1-2	0-0	3 3 6	4 0 13	0	2	0	1	1	-7
25 Callum McRae	C 14:16	2-3	0-0	0-0	0 2 2	2 0 4	0	2	0	1	0	-25
13 Khy Kabeilis	G 27:36	0-3	0-2	0-0	0 7 7	1 2 0	5	4	0	0	0	-16
22 Dominick Pickett	G 27:46	2-6	1-3	0-0	0 2 2	1 1 5	1	1	0	0	0	-14
35 George Wilborn III	G 15:39	4-4	1-1	2-7	0 2 2	2 4 11	0	5	1	0	0	-8
0 Dragon Elkaz	27:36	2-8	1-6	0-0	0 3 3	2 2 5	0	1	0	0	0	-8
5 Zyon Pullin	19:05	0-4	0-2	4-4	1 1 2	1 4 2	1	1	0	0	0	-10
3 DJ McDonald	09:40	1-2	1-2	0-0	0 0 0	0 1 3	0	0	1	0	0	-2
4 Daniel Mading	09:22	0-1	0-0	0-0	0 2 2	2 1 0	0	3	0	0	0	-1
11 Zac Watson	15:56	3-3	0-0	0-0	0 1 1	3 0 6	0	3	1	0	0	11
15 Dikymbe Martin	14:51	1-3	1-2	2-2	1 0 1	1 2 5	3	0	0	0	1	2
Team					3 2 5	0	1		1			
Totals		21-47	6-21	8-13	8 25 33	19 16 56	11	23	4	2	4	-14

Technical Fouls: NONE

Washington St. - 70

Record: 6-4

NO. Name	Min	FG	3P	FT	Rebounds	Fouls	TP	AS	TO	ST	Blocks	+/-
4 Aljaz Kunc	F 25:04	5-6	2-3	1-2	2 0 2	2 2 13	2	1	1	0	0	6
13 Jeff Pollard	F 30:28	4-12	1-7	7-7	3 4 7	2 6 16	1	0	0	1	2	23
1 Jervae Robinson	G 22:57	0-3	0-3	0-0	1 3 4	0 0 0	0	0	2	1	0	1
2 CJ Elleby	G 26:38	7-11	1-2	5-6	2 4 6	4 7 20	1	4	3	1	0	15
10 Isaac Borton	G 28:18	5-15	2-5	0-0	0 1 1	3 0 12	3	2	2	0	0	26
23 Jaylen Shead	18:19	0-1	0-0	0-0	0 1 1	2 1 0	1	1	2	0	0	-11
24 Noah Williams	20:13	0-2	0-1	0-0	2 3 5	3 1 0	0	1	0	1	0	14
32 Tony Miller	09:09	2-4	0-1	0-1	0 0 0	0 1 4	0	1	1	0	0	-9
5 Marvin Cannon	18:31	1-3	1-1	2-2	0 3 3	0 1 5	0	0	0	0	0	5
15 Volodymyr Markovetsky	00:23	0-0	0-0	0-0	0 0 0	0 1 0	0	0	1	0	0	0
Team					1 2	0	1		1			
Totals		24-57	7-23	15-18	11 20 31	17 19 70	11	12	11	4	2	14

Technical Fouls: Williams 2nd 4:49

	UCR	WSU	Points from		UCR/WSU		Period by Period Scoring		
Biggest lead	0 (1 st 20:00)	19 (2 nd 1:58)	Turnovers	16	24		1st	2nd	TOT
Best Scoring Run	10(2 nd 14:15)	12(2 nd 9:26)	Paint	30	28	UCR	24	32	56
Lead Changes	0		Second Chance	4	11				
Times Tied	1		Fast Breaks	2	16	WSU	27	43	70
Time with Lead	00:00	38:50	Bench	23	9				



Official Basketball Box Score - Final
Florida A&M at Washington St.
 12/20/19 Beasley Coliseum, Pullman
 2019-20 Men's Basketball

Game Time: 3:30 AM
 Game Duration: 1:56
 Attendance: 1,987

Officials: Randy McCall, Mike Reed, Crystal Hagan

Florida A&M - 73

Record: 9-9

NO. Name	Min	FG	3P	FT	Rebounds	Fouls	TP	AS	TO	ST	Blocks	+/-
22 Evins Desir	C 11:42	2-5	0-0	0-0	1 4 5	0 1 4	0	0	1	0	0	-14
2 Kamron Reaves	G 30:42	5-7	1-2	0-0	0 1 1	0 2 11	2	3	2	0	0	-11
3 M.J. Randolph	G 34:45	7-12	0-0	7-10	1 1 2	0 9 21	1	0	2	0	0	-9
4 Rod Melton Jr.	G 30:20	7-13	0-1	1-2	0 0 0	3 15	1	0	0	0	0	-1
23 Bryce Moragne	G 21:10	2-5	0-0	0-1	1 1 2	4 1 4	0	3	2	1	1	-10
25 D.J. Jones	24:35	3-11	0-1	2-2	2 5 7	4 2 8	0	0	2	2	0	6
5 Nasir Core	18:40	1-2	0-0	3-4	0 2 2	5 2 5	0	0	4	1	0	-4
20 Brendon Myles	20:56	1-4	1-1	2-2	0 2 2	3 1 5	1	0	0	0	0	-23
30 Randal Leath	07:10	0-1	0-0	0-0	0 0 4	0 3 0	0	0	0	1	0	-4
Team					1 2 3	0	1					
Totals		28-60	2-5	15-21	6 18 24	20 21 73	5	14	10	1	1	-14

Technical Fouls: NONE

Washington St. - 87

Record: 7-4

NO. Name	Min	FG	3P	FT	Rebounds	Fouls	TP	AS	TO	ST	Blocks	+/-
4 Aljaz Kunc	F 16:08	4-6	0-2	0-0	1 0 1	2 0 8	0	0	0	0	0	1
13 Jeff Pollard	F 25:39	6-9	0-1	0-1	2 3 5	2 1 12	0	0	0	1	0	-4
1 Jervae Robinson	G 20:06	1-3	1-1	0-0	0 5 5	0 3 2	3	0	0	0	0	-2
2 CJ Elleby	G 33:59	10-15	1-4	4-5	0 11 11	4 4 25	3	1	2	0	0	33
10 Isaac Borton	G 19:11	1-10	1-5	2-2	1 0 1	5 1 5	2	4	0	0	0	5
23 Jaylen Shead	22:18	0-1	0-0	1-2	0 2 2	0 1 1	3	5	0	0	0	7
24 Noah Williams	19:00	4-7	1-1	1-2	4 1 5	3 1 10	2	4	1	0	0	16
5 Marvin Cannon	22:13	3-4	1-2	4-4	3 5 8	1 4 11	0	0	1	0	0	16
32 Tony Miller	13:00	1-4	0-0	5-8	3 1 4	1 6 7	0	0	1	0	0	1
15 Volodymyr Markovetsky	01:45	0-0	0-0	0-0	0 0 2	1 0 0	0	0	0	0	0	2
22 Ryan Rapp	06:41	2-2	1-1	0-0	0 1 1	1 5 0	2	0	0	0	0	-8
Team					2 1 3	0	0		0			
Totals		32-61	6-17	17-24	16 30 46	21 20 87	13	20	4	1	1	14

Technical Fouls: NONE

	FAMU	WSU				
Biggest lead	0 (1 st 20:00)	25 (2 nd 7:32)				
Best Scoring Run	8 (1 st 8:26)	12 (1 st 10:58)				
Lead Changes	0					
Times Tied	1					
Time with Lead	00:00	37:42				
Points from Turnovers	FAMU	WSU				
	31	25				
Paint	40	42				
Second Chance	9	15				
Fast Breaks	12	12				
Bench	18	34				
			Period by Period Scoring			
			1st	2nd	TOT	
			FAMU	24	49	73
			WSU	41	46	87



Official Basketball Box Score - Final
Incamate Word at Washington St.
 12/22/19 Beasley Coliseum, Pullman
 2019-20 Men's Basketball

Game Time: 12:06 AM
 Game Duration: 2:04
 Attendance: 2,037

Officials: D.G. Nelson, Casey McLennan, Chade Shepard

Incamate Word - 59

Record: 3-9

NO. Name	Min	FG	3P	FT	Rebounds	Fouls	TP	AS	TO	ST	Blocks	BS
		MA	MA	MA	OR DR TOT	PF					BA	
00 Dwight Murray	G 35:01	4-12	0-2	2-2	0 6 6	3 3	10	3	2	0	0	1 -38
2 Keaston Willis	G 33:19	2-12	2-5	2-2	0 3 3	4 8	3	2	0	0	0	0 -22
3 Drew Lutz	G 32:29	2-6	1-3	5-5	1 1 2	1 2	10	3	3	2	0	1 -19
5 Brandon Swaby	G 32:27	3-8	0-1	1-2	0 0 0	4 1 7	0	2	0	0	0	0 -6
33 Vincent Miskiewicz	14:54	4-6	0-0	0-0	4 4 8	5 1 8	0	3	0	0	1	1 -24
34 Justin Eric	3:15	3-8	2-4	0-0	0 0 0	2 2 4	0	2	0	0	0	0 -12
15 Marcus Larsson	22:28	3-7	0-0	0-0	1 2 3	4 1 6	1	0	0	4	0	1 -11
21 Corey Sato	16:52	1-5	0-2	0-0	1 1 2	2 0 2	1	0	1	0	0	0 -17
4 Derek Van Vlerah	04:37	0-0	0-0	0-0	0 0 0	0 0 0	0	0	0	0	0	0 -5
Team					2 1 3		0		0			
Totals		22-64	5-17	10-11	9 18 27	23 12 59	13	14	8	1	4	-28

PREVIOUS BOX SCORES



Official Basketball Box Score - Final
Ark.-Pine Bluff at Washington St.
1/20/20 Beasley Coliseum, Pullman
2019-20 Men's Basketball

Game Time: 1:00 AM
Game Duration: 1:42
Attendance: 2,122

Officials: Deron White, Mike Syphers, D.G. Nelson

Ark.-Pine Bluff - 50

Record: 1-11

NO.	Name		Min	FG	3P	FT	Rebounds	Fouls	TP	AS	TO	ST	Blocks	BS	BA
				M-A	M-A	M-A	OR DR TOT	PF							
2	Marquell Carter	F	35:37	3-8	1-3	0-0	1 7 8	0	1	7	0	3	1	0	-14
3	Markedric Bell	F	22:59	0-6	0-1	2-2	1 4 5	5	1	2	0	0	0	2	-3
12	Terrence Banyard	F	23:58	2-10	1-2	0-0	1 1 2	2	1	5	0	4	0	1	-21
4	Jordan Mcnair	G	18:10	3-5	1-1	0-0	0 1 1	2	2	7	1	0	2	0	-7
23	Dequan Morris	G	29:46	4-5	0-0	0-0	0 4 4	1	2	8	0	2	0	0	-9
10	Jamil Wilson		20:40	3-7	0-0	2-2	0 2 2	2	1	8	2	2	0	1	-6
15	Alvin Stredic Jr		09:17	0-1	0-0	0-2	1 2 3	2	1	0	0	0	0	0	-2
24	Artavious McDyess		14:02	1-2	0-0	2-2	1 3 4	2	1	4	2	1	1	3	-6
40	Nicholas Jones		15:17	2-4	0-1	0-0	0 0 0	0	0	4	0	1	0	0	-5
30	Kshun Stokes		05:28	2-3	1-1	0-0	0 2 2	0	0	5	0	0	0	0	-2
33	Isaac Basse		04:46	0-0	0-0	0-0	0 0 0	1	0	0	0	1	0	0	-4
Team							3 2 5								
Totals				20-51	4-9	6-8	8 28 36	17 10	50	5	15	4	7	5	-15

Technical Fouls: NONE

Washington St. - 65

Record: 9-4

NO.	Name	Min	FG	3P	FT	Rebounds	Fouls	TP	AS	TO	ST	Blocks	BS	BA
			M-A	M-A	M-A	OR DR TOT	PF							
4	Aljaz Kunc	F 19:56	1-5	0-2	0-0	1 4 5	0	1	2	1	1	0	0	1
13	Jeff Pollard	F 26:27	4-6	0-2	3-5	1 1 2	0	7	11	0	0	0	0	3
1	Jervae Robinson	G 29:14	0-5	0-3	0-0	1 2 3	0	0	4	0	0	0	0	1
2	CJ Elleby	G 33:52	8-18	2-7	4-4	2 5 7	4	4	22	2	1	1	3	10
10	Isaac Borton	G 35:50	5-13	4-8	2-2	0 5 5	3	1	16	3	5	1	0	18
24	Noah Williams	21:02	4-8	0-1	0-0	1 2 3	0	1	8	1	0	2	2	17
32	Tony Miller	18:53	1-3	0-0	1-3	1 2 3	1	2	3	2	1	2	0	14
11	DJ Rodman	11:01	1-4	0-2	1-1	3 1 4	2	1	3	1	0	0	0	-5
22	Ryan Rapp	03:45	0-0	0-0	0-0	0 1 1	0	0	0	0	0	1	0	-1
Team						2 1 3			0	0				
Totals			24-62	6-25	11-15	12 24 36	10 17	65	14	8	7	5	7	15

Technical Fouls: NONE

	UAPB	WSU	Points from		Period by Period Scoring			
Biggest lead	6 (1 st 2:30)	15 (2 nd 0:08)	Turnovers	2	16			
Best Scoring Run	10 (1 st 2:30)	9 (2 nd 11:45)	Paint	18	32			
Lead Changes	6		Second Chance	4	14	UAPB	28	22
Times Tied	4		Fast Breaks	4	20			50
Time with Lead	11:03	23:38	Bench	21	14	WSU	26	39
							65	



Official Basketball Box Score - Final
Southern California at Washington St.
01/03/20 Beasley Coliseum, Pullman
2019-20 Men's Basketball

Game Time: 3:36 AM
Game Duration: 2:02
Attendance: 2,256

Officials: Tony Padilla, Gregory Nixon, Bob Stallen

Southern California - 65

Record: 12-2 (1-0)

NO.	Name	Min	FG	3P	FT	Rebounds	Fouls	TP	AS	TO	ST	Blocks	BS	BA	
			M-A	M-A	M-A	OR DR TOT	PF								
21	Onyeka Okongwu	F 33:50	12-14	0-0	3-4	4 8 12	3	4	27	1	5	0	3	11	
31	Nick Rakocovic	F 23:37	1-6	0-1	0-0	0 10 10	3	2	2	1	1	0	2	0	
2	Jonah Mathews	G 36:33	1-7	1-3	7-9	0 2 2	1	4	10	4	1	1	0	0	
3	Elijah Weaver	G 25:09	4-5	0-0	0-1	0 4 4	1	2	8	1	3	0	0	17	
20	Ethan Anderson	G 15:49	0-0	0-0	2-2	1 0 1	4	2	2	3	5	1	0	0	
1	Kyle Sturdivant	11:47	1-5	0-1	0-0	0 4 4	0	0	2	1	1	1	0	-7	
4	Daniel Utomi	14:56	0-0	0-0	4-4	0 3 3	2	2	4	0	3	0	0	-8	
15	Isaiah Mobley	19:07	3-6	0-1	1-2	1 2 3	1	2	7	0	0	0	1	-5	
23	Max Agorkpoko	03:22	1-2	0-1	0-0	0 0 0	0	0	2	0	0	0	0	2	
10	Quinton Adlesh	15:50	0-0	0-0	1-2	0 1 1	2	1	1	0	0	0	2	0	
Team						0 6 6			0	1					
Totals			23-45	1-7	18-24	6 40 46	17	19	65	11	20	3	8	0	9

Technical Fouls: NONE

Washington St. - 56

Record: 9-5 (0-1)

NO.	Name		Min	FG	3P	FT	Rebounds	Fouls	TP	AS	TO	ST	Blocks	BS	+/-
				M-A	M-A	M-A	OR DR TOT	PF	PD						
4	Aljaz Kunc	F	25:31	1-6	0-3	0-0	1 2 3	0	2	2	0	0	0	0	2
13	Jeff Pollard	F	06:43	1-2	0-1	0-0	0 0 0	0	1	2	0	0	0	0	-1
1	Jervae Robinson	G	31:48	1-5	0-2	2-2	0 1 1	2	2	4	3	1	1	0	-1
2	CJ Elleby	G	30:25	3-22	1-8	2-3	5 5 10	5	5	9	1	1	1	0	-7
10	Isaac Borton	G	32:08	7-26	4-12	0-1	1 2 3	1	2	3	1	1	1	0	-11
24	Noah Williams		18:34	1-4	0-1	0-0	2 1 3	1	2	2	2	1	0	0	-11
32	Tony Miller		26:45	7-11	0-0	1-2	6 5 11	4	4	15	0	2	1	0	-8
15	Voldymir Markovetsky		09:09	0-0	0-0	1-2	0 2 2	2	2	1	1	0	0	0	-1
11	DJ Rodman		18:57	1-3	1-1	0-0	1 1 2	2	0	3	0	1	0	0	-6
Team							4 0 4			0	0				
Totals				22-79	6-28	6-10	20 19 39	17	56	8	6	4	0	8	-9

Technical Fouls: Williams 2nd 10:54

	USC	WSU							
Biggest lead	13 (1 st 12:34)	1 (1 st 18:45)	Points from Turnovers	USC	WSU	Period by Period Scoring			
Best Scoring Run	8 (1 st 14:08)	5 (1 st 7:26)	Paint	40	28				
Lead Changes	2		Second Chance	5	16	USC	31	34	65
Times Tied	1		Fast Breaks	10	7	WSU	27	29	56
Time with Lead	37:58	01:36	Bench	16	21				



Official Basketball Box Score - Final
UCLA at Washington St.
01/05/20 Beasley Coliseum, Pullman
2019-20 Men's Basketball

Game Time: 12:06 AM
Game Duration: 2:18
Attendance: 2,825

Officials: Verne Harris, Mike Reed, Michael Greenstein

UCLA - 71

Record: 8-7 (1-1)

NO.		Min	FG M-A	3P M-A	FT M-A	Rebounds OR DR TOT	Fouls PF	TP	AS	TO	ST	Blocks BS BA	+/-		
2	Cody Riley	F 18:27	1-3	0-0	2-4	2 1 3	2	3	2	4	0	4	0	1	-6
4	Jaime Jaquez Jr.	G 25:41	1-6	0-2	3-3	1 2 3	3	2	5	1	3	0	1	0	-7
5	Chris Smith	G 25:21	8-14	1-1	5-8	2 5 7	4	5	22	1	2	0	0	1	-9
10	Tyger Campbell	G 15:04	0-3	0-1	0-0	0 0 0	3	0	0	2	2	0	0	0	-18
23	Prince Ali	G 27:45	5-9	1-2	0-0	1 3 4	0	1	11	2	0	1	0	0	-8
24	Jalen Hill	16:16	3-5	0-0	0-2	1 5 6	3	1	6	1	2	0	0	0	-2
3	Jules Bernard	25:51	4-10	1-5	1-2	2 5 7	5	3	10	0	2	0	2	1	-1
13	Jake Kyman	14:28	3-6	2-5	0-0	0 3 3	1	0	8	1	0	0	0	0	-2
34	David Singleton	29:17	0-3	0-2	0-0	0 4 4	2	0	0	1	0	2	0	0	-12
22	Shareef O'Neal	08:32	0-0	0-0	0-0	0 0 0	2	0	0	0	0	0	0	0	-1
00	Alex Olesinski	18:18	1-3	1-3	2-2	1 2 3	2	1	5	0	0	0	1	0	-1
Team						0 3 3			0	1					
Totals			26-62	6-21	13-21	10 33 43	27	18	71	9	16	3	5	4	-8

Technical Fouls: NONE

Washington St. - 79

Record: 10-5 (1-1)

NO.	Name	Min	FG M-A	3P M-A	FT M-A	Rebounds OR DR TOT	Fouls PF BS	TP	AS	TO	ST	Blocks BS BA	+/-
4	Aljaz Kunc	F 20:52	2-4	2-4	6-9	1 3 4	3 5	12	0	0	0	0	3
13	Jeff Pollard	F 40:07	3-7	0-1	3-3	0 3 3	3 4	9	2	1	1	0	-11
1	Jervae Robinson	G 23:03	1-4	1-3	0-0	0 3 3	1 2 3	1	0	1	0	1	0
2	CJ Elleby	G 29:27	4-13	2-4	5-5	0 5 5	4 15	1	2	4	1	1	-6
10	Isaac Borton	G 39:06	7-14	0-4	3-4	0 5 5	1 4 17	5	3	0	1	1	-13
24	Noah Williams	20:09	2-7	1-2	3-7	3 1 4	2 4 8	1	0	1	0	2	-5
32	Tony Miller	29:08	4-5	0-0	3-4	1 5 6	2 3 11	0	1	0	1	0	-4
11	DJ Rodman	04:52	0-1	0-1	0-0	0 0 0	0 1	0	0	0	0	0	-11
23	Jaylen Shead	06:11	0-2	0-1	0-0	0 1 1	1 0	0	0	1	0	0	-7
22	Ryan Rapp	12:05	2-2	0-0	0-0	1 1 2	0 0	4	1	1	0	0	-16
Team						0 4 4			0	1			
Totals			25-59	6-20	23-32	6 31 37	19 27	79	11	10	7	4	-5

Technical Fouls: Coach 1st 8:38

	UCLA	WSU	Points from		UCLA	WSU	Period by Period Scoring			
Biggest lead	11 (1 st 1:07)	8 (1 st 0:01)	Turnovers	12	13		1st	2nd	OT1	TOT
Best Scoring Run	10(11:45)	9(14:59)	Paint	30	32	UCLA	33	32	6	71
Lead Changes	13		Second Chance	10	7					
Times Tied	8		Fast Breaks	8	20	WSU	24	41	14	79
Time with Lead	25:54	13:01	Bench	29	23					



Official Basketball Box Score - Final

PREVIOUS BOX SCORES



Official Basketball Box Score - Final
Washington St. at Stanford
01/11/20 Maples Pavilion, Stanford, CA
2019-20 Men's Basketball

Game Time: 11:00 PM
Game Duration: 1:52
Attendance: 3,326

Officials: Randy McCaff, Jeff Wooten, Ryan McDaniel

Washington St. - 62												
Record: 10-7 (1-3)												
NO. Name	Min	FG	3P	FT	Rebounds	Fouls	TP	AS	TO	ST	Blocks	+/-
		M-A	M-A	M-A	OR DR TOT	PF					BS BA	
4 Aljaz Kunc	F 11:38	1-7	0-3	0-1	1 1 2	3 1	2	0	1	2	1 1	-7
13 Jeff Pollard	F 30:14	3-5	0-1	2-2	4 6 10	0 4	8	3	1	0	0 0	-16
1 Jervae Robinson	G 22:39	2-4	1-2	0-0	1 1 2	3 0	5	0	2	1	0 1	-11
2 CJ Elleby	G 22:15	2-9	2-5	0-0	0 3 3	4 3	6	2	5	0	0 0	-27
10 Isaac Borton	G 30:12	4-11	3-7	4-5	0 3 3	0 5	15	4	2	0	0 1	-31
24 Noah Williams	30:56	2-6	0-0	0-0	3 1 4	4 2	4	3	2	2	0 1	-11
11 DJ Rodman	05:19	0-0	0-0	0-0	0 1 1	0 0	0	0	0	0 0	0 0	-4
15 Volodymyr Markovetsky	07:00	1-2	0-0	0-2	1 1 2	2 2	2	0	0	0 0	0 1	-9
22 Ryan Rapp	19:01	3-5	2-3	0-0	0 3 3	1 0	8	1	1	1	0 0	-6
3 Daron Henson	20:46	4-7	4-6	0-2	1 1 2	0 1	12	0	3	0	0 0	-1
Team					0 1 1		0		1			
Totals		22-56	12-27	6-12	11 22 33	17 18	62	13	18	6	1 6	-26

Technical Fouls: NONE

Shooting By Period			
1 st FG%	18.27	66.7%	
3PT%	4.10	40.0%	
FT%	6.12	50%	
2 nd FG%	15.27	55.6%	
3PT%	9.13	69.2%	
FT%	5.7	71.4%	
GM FG%	22.56	39.3%	
GM 3PT%	12.27	44.4%	
GM FT%	6.12	50.0%	

Dead Ball Rebounds: 1.0



Official Basketball Box Score - Final
Oregon at Washington St.
01/17/20 Beasley Coliseum, Pullman
2019-20 Men's Basketball

Game Time: 2:00 AM
Game Duration: 1:57
Attendance: 3,082

Officials: Mike Reed, Bob Staffen, Kevin Bril

Oregon - 61												
Record: 14-4 (3-2)												
NO. Name	Min	FG	3P	FT	Rebounds	Fouls	TP	AS	TO	ST	Blocks	+/-
		M-A	M-A	M-A	OR DR TOT	PF					BS BA	
10 Shakur Juiston	F 29:30	3-4	1-1	0-0	1 6 7	2 2	7	1	2	0	0 1	-1
33 Francis Okoro	F 11:27	0-1	0-0	0-0	0 0 0	1 0	0	0	1	0	0 0	1
3 Payton Pritchard	G 40:00	8-15	3-7	3-4	1 4 5	2 5	22	5	6	0	0 2	-11
5 Chris Duarte	G 31:19	6-16	2-7	1-2	1 4 5	3 2	15	0	3	5	0 0	-13
32 Anthony Mathis	G 19:48	1-3	1-3	1-2	0 1 1	1 1	4	2	1	1	0 0	-10
0 Will Richardson	34:54	2-7	0-3	0-0	2 1 3	4 0	4	1	1	0	0 0	-6
11 N'Faly Dante	12:18	3-3	0-0	0-2	0 1 1	2 2	6	0	0	0 0	0 0	-16
13 Chandler Lawson	07:03	1-2	0-0	0-0	0 2 2	1 0	2	0	0	0 0	0 0	-4
14 C.J. Walker	10:37	0-0	0-0	1-2	0 3 3	3 1	1	1	1	0	0 0	6
22 Addison Patterson	03:04	0-0	0-0	0-0	0 0 0	1 0	0	0	0	0 0	0 0	-1
Team					0 0 0		0		1			
Totals		24-51	7-21	6-12	5 22 27	20 13	61	10	16	6	0 3	-11

Technical Fouls: NONE

Shooting By Period			
1 st FG%	15.28	53.6%	
3PT%	5.11	45.5%	
FT%	2.4	50%	
2 nd FG%	9.23	39.1%	
3PT%	2.10	20.0%	
FT%	4.8	50%	
GM FG%	24.51	47.1%	
GM 3PT%	7.21	33.3%	
GM FT%	6.12	50.0%	

Dead Ball Rebounds: 4.0

Stanford - 88												
Record: 14-2 (3-0)												
NO. Name	Min	FG	3P	FT	Rebounds	Fouls	TP	AS	TO	ST	Blocks	+/-
		M-A	M-A	M-A	OR DR TOT	PF					BS BA	
13 Oscar da Silva	F 12:40	7-8	1-1	0-0	0 3 3	4 1	15	1	1	0	2 0	18
14 Spencer Jones	F 30:45	2-10	1-6	0-0	0 2 2	2 1	5	2	0	2	0 0	24
1 Daejon Davis	G 27:25	2-4	1-3	1-2	1 2 3	2 4	6	5	3	1	0 0	19
2 Bryce Wills	G 31:39	4-4	0-0	2-4	0 4 4	1 3	10	5	0	2	1 0	27
3 Tyrrell Terry	G 23:38	8-12	4-7	2-2	0 6 6	4 1	22	3	1	0	0 0	32
32 Lukas Kisunas	14:53	4-4	0-0	1-2	1 3 4	2 2	9	3	2	1	2 0	12
11 Jaiden Delaire	17:36	3-5	0-0	0-2	0 3 3	1 1	6	1	2	0	1 0	2
4 Isaac White	22:13	4-8	2-6	1-1	0 2 2	0 2	11	1	0	2	0 0	5
22 James Koele	10:01	2-3	0-0	0-0	0 0 0	0 1	4	1	0	0 0	0 1	3
12 Keenan Fitzmorris	03:18	0-1	0-0	0-0	0 2 2	2 0	0	0	0	0 0	0 0	-4
24 Sam Beskind	03:18	0-0	0-0	0-0	0 1 1	0 1	0	0	0	0 0	0 0	-4
15 Rodney Herenton	02:34	0-0	0-0	0-0	0 0 0	0 0	0	1	0	0 0	0 0	-4
Team					2 0 2		0		0			
Totals		36-59	9-23	7-13	4 28 32	18 17	88	23	9	8	6 1	26

Technical Fouls: NONE

Shooting By Period			
1 st FG%	18.27	66.7%	
3PT%	4.10	40.0%	
FT%	6.12	50%	
2 nd FG%	15.32	56.3%	
3PT%	5.13	38.5%	
FT%	1.1	100%	
GM FG%	36.59	61.0%	
GM 3PT%	9.23	39.1%	
GM FT%	7.13	53.8%	

Dead Ball Rebounds: 3.0

WSU		STN	
Biggest lead	0 (1 st 20:00)	33 (2 nd 19:17)	
Best Scoring Run	8 (2 nd 10:49)	14 (1 st 10:45)	
Lead Changes	0		
Times Tied	1		
Time with Lead	00:00	37:49	

Points from		WSU		STN	
Turnovers	8	29			
Paint	16	50			
Second Chance	10	4			
Fast Breaks	0	13			
Bench	26	30			

Period by Period Scoring			
	1st	2nd	TOT
WSU	18	44	62
STN	46	42	88



Official Basketball Box Score - Final
Oregon St. at Washington St.
01/18/20 Beasley Coliseum, Pullman
2019-20 Men's Basketball

Game Time: 9:00 PM
Game Duration: 2:09
Attendance: 10,380

Officials: Verne Harris, Shawn Lehigh, Chad Shepherd

Oregon St. - 76												
Record: 12-6 (2-4)												
NO. Name	Min	FG	3P	FT	Rebounds	Fouls	TP	AS	TO	ST	Blocks	+/-
		M-A	M-A	M-A	OR DR TOT	PF					BS BA	
3 Tres Tinkle	F 38:52	9-20	0-4	4-4	1 7 8	3 5	22	2	2	1	0 1	-12
4 Alfred Hollis	F 12:33	2-5	0-2	0-0	2 2 2	3 0	4	3	0	0	0 1	-4
24 Kyler Kelley	F 30:51	5-8	0-0	1-2	3 2 5	0 1	11	3	1	1	3 0	-9
5 Ethan Thompson	G 37:29	5-10	0-2	4-6	0 5 5	3 4	14	2	3	1	0 0	-15
11 Zach Reichle	G 19:02	1-5	1-2	0-0	0 2 2	5 1	3	0	1	0	0 1	-1
2 Jarod Lucas	14:59	0-1	0-1	2-2	0 2 2	1 2	2	1	1	0	0 0	-12
12 Roman Silva	07:01	1-1	0-0	0-0	0 0 0	1 2	2	1	1	0	0 0	-1
1 Sean Miller-Moore	18:09	5-5	0-0	0-0	2 0 2	0 0	10	2	0	0	0 0	-12
00 Gianni Hunt	14:23	3-6	1-2	1-1	0 2 4	1 8	0	0	0	0 0	0 1	-1
13 Antoine Vernon	04:33	0-0	0-0	0-0	0 0 0	1 0	0	1	0	0 0	0 0	-5
15 Payton Dastrup	02:08	0-1	0-0	0-0	1 0 1	0 0	0	0	0	0 0	0 0	-3
Team					1 0 1		0		0			
Totals		31-62	2-13	12-15	8 22 30	21 16	76	15	9	3	4 2	-13

Technical Fouls: NONE

Shooting By Period			
1 st FG%	17.30	56.7%	
3PT%	0.4	0.0%	
FT%	6.7	85.7%	
2 nd FG%	14.32	43.8%	
3PT%	2.9	22.2%	
FT%	6.8	75%	
GM FG%	31.62	50.0%	
GM 3PT%	2.13	15.4%	
GM FT%	12.15	80.0%	

Dead Ball Rebounds: 2.0

Washington St. - 89												
Record: 12-7 (3-3)												
NO. Name	Min	FG	3P	FT	Rebounds	Fouls	TP	AS	TO	ST	Blocks	+/-
		M-A	M-A	M-A	OR DR TOT	PF					BS BA	
13 Jeff Pollard	F 39:04	5-9	0-0	0-0	0 3 3	3 2	10	0	1	0	0 1	13
1 Jervae Robinson	G 13:47	0-3	0-2	0-0	1 1 2	2 0	0	0	1	0	0 0	-3
2 CJ Elleby	G 38:00	7-15	2-7	6-6	2 7 9	3 7	22	5	2	0	0 1	7
10 Isaac Borton	G 39:01	8-13	4-7	14-14	1 7 8	2 8	34	8	2	2	1 0	15
24 Noah Williams	G 32:43	6-8	0-0	5-7	0 1 1	2 4	17	3	1	0	1 1	14
11 DJ Rodman	29:44	2-7	2-4	0-0	1 3 4	2 6	0	0	0	2	0 1	10
4 Aljaz Kunc	06:47	0-0	0-0	0-0	0 1 1	2 0	0	0	1	0 0	0 0	-4
22 Ryan Rapp	01:54	0-0	0-0	0-0	0 0 0	0 0	0	0	0	0 0	0 0	-5
Team					1 1 2		0		0			
Totals		28-55	8-20	25-27	6 24 30	16 21	89	16	8	5	2 4	13

Technical Fouls: NONE

||
||
||

2019-20 PAC-12 STATISTICS

Game Records

Record	Overall	Home	Away	Neutral
ALL GAMES	1-4	0-0	1-4	0-0
CONFERENCE	0-3	0-0	0-3	0-0
NON-CONFERENCE	1-1	0-0	1-1	0-0

Score by Periods

Team	1st	2nd	OT	TOT
Washington St.	155	169	0	324
Opponents	189	185	0	374

Team Box Score

No.	Player				Total		3-Point		F-Throw		Rebounds													
		GP-GS	MIN	AVG	FG-FGA	FG%	3FG-FGA	3FG%	FT-FTA	FT%	OFF	DEF	TOT	AVG	PF	DQ	A	TO	BLK	STL	PTS	AVG		
10	BONTON, Isaac	4-4	122:39	30.7	18-53	.340	7-18	.389	11-14	.786	0	9	9	2.3	7	0	19	10	0	2	54	13.5		
2	ELLEBY, CJ	5-5	146:22	29.3	21-64	.328	9-31	.290	12-17	.706	5	20	25	5.0	18	1	5	16	2	6	63	12.6		
3	HENSON, Daron	2-0	35:25	17.7	9-16	.563	7-11	.636	0-2	.000	2	2	4	2.0	1	0	0	3	0	0	25	12.5		
32	MILLER, Tony	2-0	31:17	15.6	6-7	.857	0-0	.000	6-8	.750	1	4	5	2.5	1	0	0	3	1	4	18	9.0		
13	POLLARD, Jeff	5-5	130:03	26.0	12-23	.522	1-7	.143	11-13	.846	9	19	28	5.6	9	0	5	6	1	3	36	7.2		
24	WILLIAMS, Noah	5-1	110:09	22.0	13-27	.481	1-5	.200	8-10	.800	6	8	14	2.8	18	0	9	9	1	6	35	7.0		
1	ROBINSON, Jervae	5-4	121:54	24.4	12-30	.400	6-16	.375	3-4	.750	2	11	13	2.6	9	0	3	9	0	8	33	6.6		
4	KUNC, Aljaz	5-4	99:03	19.8	9-31	.290	5-18	.278	1-3	.333	3	14	17	3.4	10	0	3	2	2	6	24	4.8		
23	SHEAD, Jaylen	3-2	66:41	22.2	4-14	.286	0-3	.000	1-2	.500	3	8	11	3.7	5	0	11	9	0	6	9	3.0		
5	CANNON, Marvin	2-0	17:28	8.7	2-7	.286	1-5	.200	1-2	.500	1	2	3	1.5	3	0	0	1	0	0	6	3.0		
22	RAPP, Ryan	4-0	46:36	11.6	3-9	.333	2-6	.333	2-2	1.000	0	5	5	1.3	2	0	2	3	0	2	10	2.5		
20	JAMES, Deion	1-0	05:18	5.3	1-2	.500	0-0	.000	0-1	.000	0	0	0	0.0	1	0	0	0	0	0	2	2.0		
15	MARKOVETSKYY, Volodymyr	3-0	17:53	6.0	2-4	.500	0-0	.000	2-6	.333	2	4	6	2.0	3	0	0	0	1	0	6	2.0		
11	RODMAN, DJ	5-0	46:22	9.3	1-7	.143	1-6	.167	0-1	.000	4	4	8	1.6	2	0	0	0	0	2	3	0.6		
Team											7	6	13				2							
Total		5	997		113-294	.384	40-126	.317	58-85	.682	45	116	161	32.2	89	1	57	73	8	45	324	64.8		
Opponents		5	1000		139-283	.491	32-92	.348	64-85	.753	36	148	184	36.8	93	1	76	79	18	31	374	74.8		

Team Statistics

	WSU	OPP
Scoring	324	374
Points per game	64.8	74.8
Scoring margin	-10.0	-
Field goals-att	113-294	139-283
Field goal pct	.384	.491
3 point fg-att	40-126	32-92
3-point FG pct	.317	.348
3-pt FG made per game	8.0	6.4
Free throws-att	58-85	64-85
Free throw pct	.682	.753
F-Throws made per game	11.6	12.8
Rebounds	161	184
Rebounds per game	32.2	36.8
Rebounding margin	-4.6	-
Assists	57	76
Assists per game	11.4	15.2
Turnovers	73	79
Turnovers per game	14.6	15.8
Turnover margin	+1.2	-
Assist/turnover ratio	0.8	1.0
Steals	45	31
Steals per game	9.0	6.2
Blocks	8	18
Blocks per game	1.6	3.6
Winning streak	0	-
Home win streak	0	-
Attendance	0	17861
Home games-Avg/Game	0-0	5-3572
Neutral site-Avg/Game	-	0-0

Team Results

Date	Opponent		Score	Att.
11/12/2019	at Santa Clara	L	62-70	1202
12/04/2019	at Idaho	W	78-65	1316
01/09/2020	at California	L	66-73	3953
01/11/2020	at Stanford	L	62-88	3526
01/23/2020	at Colorado	L	56-78	7864

2019-20 COMBINED STATISTICS

Game Records

Record	Overall	Home	Away	Neutral
ALL GAMES	12-8	10-2	1-4	1-2
CONFERENCE	3-4	3-1	0-3	0-0
NON-CONFERENCE	9-4	7-1	1-1	1-2

Score by Periods

Team	1st	2nd	OT	TOT
Washington St.	682	736	14	1432
Opponents	634	710	6	1350

Team Box Score

No.	Player				Total		3-Point		F-Throw		Rebounds													
		GP-GS	MIN	AVG	FG-FGA	FG%	3FG-FGA	3FG%	FT-FTA	FT%	OFF	DEF	TOT	AVG	PF	DQ	A	TO	BLK	STL	PTS	AVG		
2	ELLEBY, CJ	20-20	642:08	32.1	128-306	.418	41-126	.325	78-95	.821	31	111	142	7.1	59	3	36	39	10	33	375	18.8		
10	BONTON, Isaac	19-18	595:39	31.3	92-271	.339	37-112	.330	51-65	.785	14	64	78	4.1	38	1	72	49	6	18	272	14.3		
13	POLLARD, Jeff	20-20	514:39	25.7	72-135	.533	10-39	.256	33-43	.767	32	55	87	4.4	40	0	17	12	6	7	187	9.4		
3	HENSON, Daron	3-0	37:52	12.6	10-18	.556	7-12	.583	0-2	.000	2	2	4	1.3	1	0	0	3	0	0	27	9.0		
32	MILLER, Tony	14-0	200:25	14.3	36-55	.655	1-3	.333	20-36	.556	21	22	43	3.1	23	0	3	13	3	11	93	6.6		
4	KUNC, Aljaz	20-17	406:24	20.3	41-114	.360	20-63	.317	19-27	.704	25	50	75	3.8	35	0	10	11	11	10	121	6.1		
24	WILLIAMS, Noah	17-3	340:30	20.0	34-86	.395	3-14	.214	22-34	.647	23	30	53	3.1	45	0	29	24	5	13	93	5.5		
5	CANNON, Marvin	12-0	185:40	15.5	18-46	.391	6-22	.273	15-17	.882	10	21	31	2.6	12	0	7	4	4	2	57	4.8		
1	ROBINSON, Jervae	20-15	482:19	24.1	35-110	.318	14-54	.259	7-10	.700	11	43	54	2.7	27	0	23	22	1	17	91	4.6		
23	SHEAD, Jaylen	12-7	273:24	22.8	12-41	.293	3-10	.300	8-11	.727	9	29	38	3.2	20	0	31	29	0	15	35	2.9		
20	JAMES, Deion	5-0	34:00	6.8	4-10	.400	0-1	.000	5-6	.833	0	4	4	0.8	6	0	1	2	0	1	13	2.6		
22	RAPP, Ryan	11-0	82:55	7.5	7-14	.500	3-8	.375	4-4	1.000	2	8	10	0.9	4	0	5	7	0	3	21	1.9		
11	RODMAN, DJ	15-0	165:21	11.0	9-31	.290	7-20	.350	3-5	.600	12	16	28	1.9	14	0	4	3	0	5	28	1.9		
15	MARKOVETSKYY, Volodymyr	11-0	61:23	5.6	8-14	.571	0-0	.000	3-12	.250	12	11	23	2.1	13	0	0	3	3	0	19	1.7		
Team											26	36	62					4						
Total		20	4023		506-1252	.404	152-484	.314	268-367	.730	230	502	732	36.6	337	4	238	225	49	135	1432	71.6		
Opponents		20	4025		503-1119	.450	109-348	.313	235-338	.695	165	567	732	36.6	373	7	218	315	70	94	1350	67.5		

Team Statistics

	WSU	OPP
Scoring	1432	1350
Points per game	71.6	67.5
Scoring margin	+4.1	-
Field goals-att	506-1252	503-1119
Field goal pct	.404	.450
3 point fg-att	152-484	109-348
3-point FG pct	.314	.313
3-pt FG made per game	7.6	5.5
Free throws-att	268-367	235-338
Free throw pct	.730	.695
F-Throws made per game	13.4	11.8
Rebounds	732	732
Rebounds per game	36.6	36.6
Rebounding margin	0.0	-
Assists	238	218
Assists per game	11.9	10.9
Turnovers	225	315
Turnovers per game	11.3	15.8
Turnover margin	+4.5	-
Assist/turnover ratio	1.1	0.7
Steals	135	94
Steals per game	6.8	4.7
Blocks	49	70
Blocks per game	2.5	3.5
Winning streak	0	-
Home win streak	3	-
Attendance	35624	17861
Home games-Avg/Game	12-2969	5-3572
Neutral site-Avg/Game	-	3-696

Team Results

Date	Opponent		Score	Att.
11/07/2019	Seattle U	W	85-54	2810
11/12/2019	at Santa Clara	L	62-70	1202
11/17/2019	Idaho St.	W	72-61	2704
11/21/2019	Omaha	L	77-85	2204
11/25/2019	vs Nebraska	L	71-82	660
11/26/2019	vs Old Dominion	W	66-50	406
11/27/2019	vs Colorado St.	L	69-79	1023
12/04/2019	at Idaho	W	78-65	1316
12/07/2019	New Mexico St.	W	63-54	1222
12/15/2019	UC Riverside	W	70-56	1995
12/19/2019	Florida A&M	W	87-73	1987
12/21/2019	Incarnate Word	W	87-59	2037
12/29/2019	Ark.-Pine Bluff	W	65-50	2122
01/02/2020	Southern California	L	56-65	2256
01/04/2020	UCLA	Wot	79-71	2825
01/09/2020	at California	L	66-73	3953
01/11/2020	at Stanford	L	62-88	3526
01/16/2020	Oregon	W	72-61	3082
01/18/2020	Oregon St.	W	89-76	10380
01/23/2020	at Colorado	L	56-78	7864

TV/RADIO TRAVEL ROSTER



#0 CARTER SONNEBORN
6-3 / FR / G / SPOKANE, WA



#1 JERVAE ROBINSON
6-2 / SR / G / AURORA, CO



#2 CJ ELLEBY
6-6 / SO / F / SEATTLE, WA



#3 DARON HENSON
6-7 / JR / F / PASADENA, CA



#4 ALJAŽ KUNC
6-8 / SO / F / LJUBLJANA, SLOVENIA




#5 MARVIN CANNON
6-5 / JR / G / RICHMOND, VA




#10 ISAAC BONTON
6-3 / JR / G / PORTLAND, OR



#11 DJ RODMAN
6-6 / FR / F / NEWPORT BEACH, CA



#13 JEFF POLLARD
6-9 / SR / F / BOUNTIFUL, UT



#15 VOLODYMYR MARKOVETSKYY
7-1 / FR / C / TRUSKAVETS, UKRAINE




#22 RYAN RAPP
6-5 / FR / G / MELBOURNE, AUSTRALIA




#23 JAYLEN SHEAD
6-1 / R-SR / G / PFLUGERVILLE, TEXAS



#24 NOAH WILLIAMS
6-5 / FR / G / SEATTLE, WA



#32 TONY MILLER
6-6 / JR / F / WOODINVILLE, WA



#33 BRANDTON CHATFIELD
6-10 / FR / F / CLARKSTON, WA



#35 BEN OLESEN
6-0 / FR / G / MILL CREEK, WA




KYLE SMITH
HEAD COACH



JIM SHAW
ASSISTANT COACH



DERRICK PHELPS
ASSISTANT COACH



JOHN ANDRZEJEK
ASSISTANT COACH



MICHAEL PLANK
RECRUITING COORDINATOR