



WASHINGTON STATE VOLLEYBALL

NCAA TOURNAMENT // 1991 // 1993 // 1994 // 1995 // 1996 // 1997 // 2000 // 2001 // 2002 // 2009 // 2016 // 2017 // 2018 // 2019

MATCH 33	#23 WASHINGTON STATE (22-9, 12-8 PAC-12) vs. #20 STANFORD (24-5, 17-2 WCC)	
	Friday, Dec. 6 // 6:30 p.m. PT // Honolulu, Hawaii // Stan Sheriff Center	
	Watch // Spectrum Networks	
	Live Stats // WSUCougars.com	

WEEK PREVIEW

Washington State volleyball saw the 2019 season extended during Selection Sunday, as the Cougars are headed back to the NCAA Tournament for a fourth consecutive year. WSU will be headed to Honolulu, Hawaii for the first and second rounds of the tournament, and will face San Diego Friday inside the Stan Sheriff Center with first serve set for 6:30 p.m. PT. The Cougars are 1-1 against the Toreros all-time, with the Cougars winning the last meeting in 1993 in four sets. San Diego enters the NCAA Tournament as the defending WCC champions, posting an overall record of 24-5, and 17-1 WCC.

QUICK NOTES

PAC-12 AWARDS

Washington State volleyball eight combined Pac-12 awards as freshman Magda Jehlářová led the way earning Pac-12 Freshman of the Year, along with First-Team, and All-Freshman selections. Joining Jehlářová was senior Alexis Dirige and freshman Hannah Pukis who each were named to the All-Pac-12 Honorable Mention team, and both Pia Timmer and Pukis each were selected to the All-Freshman team as well.

A freshman from Prerov, Czech Republic, Magda Jehlářová was a dominate force throughout the season both offensively and defensively for the Cougars. The lone freshman to earn All-Pac-12 First Team honors, Magda led the conference in total blocks with 172, and in blocks per set at 1.45 overall. She also becomes the first ever Washington State volleyball student-athlete to win the Pac-12/10 Freshman of the Year award. Jehlářová went on to finish the regular season in second in block assists 143, and second in solo blocks with 29 as well.

A senior from San Francisco, California, Alexis Dirige has continued to lead the Cougars both in multiple stat categories, and taking charge on the court when it has been needed most. Alexis concluded her final regular season in a WSU uniform as the Washington State volleyball all-time leader in career digs, currently totaling 2,142. Dirige has also moved up the ranks of the Pac-12 all-time career digs leaders, as she is currently eighth as well. The senior libero is also the all-time WSU volleyball leader in total sets played at 501 throughout her career.

A red-shirt freshman from Tacoma, Washington, Hannah Pukis made an immediate impact from the setter position for Washington State this season. Pukis concluded the regular season with 1,073 assists, finishing sixth overall within the Pac-12. Hannah was also fifth overall in the conference in assists per set with 9.84 overall. She went on to record 14 total double-doubles throughout the season, with the last most notably occurring in the 3-2 Apple Cup victory over the No. 9 Huskies where Hannah posted 41 assists and 17 digs in the match.

A freshman from Emlichheim, Germany, Pia Timmer has led the Washington State offensive attack during the 2019 campaign. Timmer leads the Cougars this season in total kills with 343, kills per set at 2.93, and in total attacks with 1,035 overall. Pia has posted a career-high 17 kills in a match on four different occasions throughout the year, with the most recent occurring at Arizona just a few weeks ago.

2019 SCHEDULE & RESULTS

AUGUST

Friday	30	at James Madison (FloSports)	W, 3-0
Saturday	31	vs. Iowa (FloSports)	L, 0-3
		vs. Stony Brook	W, 3-0

SEPTEMBER

Friday	6	vs. Utah State	W, 3-1
		at Portland	W, 3-0
Saturday	7	vs. Idaho	W, 3-0
Friday	13	Idaho State	W, 3-0
		UT-Arlington	W, 3-0
Saturday	14	Liberty	W, 3-0
Friday	20	vs. Houston Baptist	W, 3-0
		at TX Rio Grande Valley	W, 3-1
Saturday	21	vs. Texas Southern	W, 3-0
Wednesday	25	#8 Washington (Pac-12 TV) *	W, 3-1
Saturday	28	at #21 California *	L, 2-3

OCTOBER

Friday	4	at UCLA (Pac-12 TV) *	L, 0-3
Sunday	6	at (RV) USC (Pac-12 TV) *	W, 3-2
Friday	11	(RV) Oregon (Pac-12 TV) *	W, 3-1
Sunday	13	Oregon State (Pac-12 Plus) *	W, 3-1
Friday	18	Arizona (Pac-12 TV) *	W, 3-0
Sunday	20	Arizona State (Pac-12 TV) *	L, 2-3
Thursday	24	at Colorado (Pac-12 Plus)*	W, 3-0
Sunday	27	at #18 Utah *	W, 3-2

NOVEMBER

Friday	1	#25 UCLA (Pac-12 TV) *	L, 0-3
Sunday	3	(RV) USC (Pac-12 TV) *	W, 3-1
Thursday	7	at Oregon State *	W, 3-1
Sunday	10	at Oregon (Pac-12 TV) *	W, 3-1
Friday	15	#15 Utah (Pac-12 TV) *	L, 1-3
Sunday	17	Colorado *	W, 3-2
Thursday	21	at Arizona State *	L, 2-3
Sunday	24	at Arizona *	L, 1-3
Tuesday	26	#3 Stanford (Pac-12 TV)	L, 0-3
Saturday	30	at #9 Washington (Pac-12 TV)	W, 3-2

DECEMBER

Friday	6	vs. #20 San Diego (Honolulu, HI)	6:30 PM
Saturday	7	TBD (Honolulu, HI)	9:00 PM

* Pac-12 Conference match
All home matches played at Bohler Gym
Denoted matches televised on Pac-12 Network

All home matches **BOLD**
All times listed are Pacific time



PAC-12 CONFERENCE STANDINGS

	PAC-12			OVERALL				
	W-L	PCT	GP	W-L	PCT	GP	L10	STRK
STANFORD*	18-2	0.900	20	24-4	0.857	28	10-0	Won 11
WASHINGTON*	15-5	0.750	20	24-6	0.800	30	8-2	Lost 1
UTAH*	*14-6	0.700	20	22-9	0.710	31	8-2	Won 3
UCLA*	13-7	0.650	20	18-11	0.621	29	6-4	Won 4
WASHINGTON STATE*	12-8	0.600	20	23-9	0.719	32	5-5	Won 1
USC*	11-9	0.550	20	17-13	0.567	30	5-5	Lost 1
CALIFORNIA	10-10	0.500	20	20-10	0.667	30	3-7	Lost 6
ARIZONA STATE	9-11	0.450	20	17-13	0.567	30	4-6	Won 1
ARIZONA	5-15	0.250	20	15-17	0.469	32	3-7	Lost 2
COLORADO	5-15	0.250	20	13-17	0.433	30	5-5	Lost 1
OREGON	5-15	0.250	20	9-20	0.310	29	3-7	Won 1
OREGON STATE	3-17	0.150	20	9-22	0.290	31	0-10	Lost 11

*Clinched Spot in NCAA Tournament

2019 WSU VOLLEYBALL ROSTER



No.	Name	Pos.	Ht.	Yr.	Exp.	Hometown (High School / Previous School)
1	Penny Tusa	OH	5-8	Jr.	2V	Long Beach, Calif. (Long Beach Poly HS)
2	Kalyah Williams	MB	6-0	R-Fr.	RS	Long Beach, Calif. (Long Beach Poly HS)
4	Alexis Dirige	DS/L	5-2	Sr.	3V	San Francisco, Calif. (Sacred Heart Cathedral Prep.)
6	Jocelyn Urias	MB	6-3	R-Sr.	3V	Tijuana, Mexico (José Vasconcelos Bilingual School)
7	Pia Timmer	OH	6-2	Fr.	HS	Emlichheim, Germany (Lise-Meitner-Gymnasium)
8	Charity Bradley	OH	6-4	R-So.	1V	St. George, Utah (Emery HS)
9	Hannah Pukis	S	5-11	R-Fr.	RS	Tacoma, Wash. (Bellarmine Prep)
10	Alexcis Lusby	OH	6-5	Fr.	HS	Sparks, Nev. (Reed HS)
11	Julia Norville	DS/L	5-8	Fr.	HS	Orangevale, Calif. (Captial Christian HS)
12	Mykayla Myers	MB	6-0	Fr.	HS	Coppell, Texas (Coppell HS)
14	Kelii Aria McComber	DS	5-6	R-Fr.	RS	Kapolei, Hawaii (Punahou School)
15	Magda Jehlářová	MB	6-3	Fr.	HS	Prerov, Czech Republic (Gymnázium Olomouc – Hejčín)
16	Weronika Wojdyla	OH	6-2	Fr.	HS	Kraków, Poland (Sparta Karow)
17	Gabbie Heller	OH	6-0	R-Fr.	RS	Los Gatos, Calif. (St. Francis HS)
18	Reagan Cooper	OH	6-1	Fr.	HS	Dallas, Texas (Parish Episcopal School)
19	Ashley Brown	S	5-9	Sr.	2V	Prosper, Texas (Prosper HS / Oklahoma)

WSU Head Coach: Jen Greeny (Washington State '99)

Associate Head Coach: Burdette Greeny (WSU '99)

Assistant Coach: Shannon Hunt (WSU '98)

Operations Coordinator: Grant Schoenlein

Graduate Assistant: Marit Thorkildsen

Athletic Trainer: Jaimie (Hoskins) Haramoto

Strength & Conditioning: Jayson Gibb

Principal Assistant: Linda Rubenthaler



AVCA Division I Coaches Top 25 Poll Week 14: Dec. 2, 2019

Rank	School (1st-Place Votes)	Total Pts.	2019 Record	Pre. Week
1	Baylor (43)	1575	25-1	1
2	Pittsburgh (11)	1488	29-1	2
3	Stanford (10)	1475	24-4	3
4	Texas	1457	21-3	4
5	Wisconsin	1337	22-6	5
6	Nebraska	1274	25-4	6
7	Minnesota	1222	23-5	8
8	Penn State	1167	24-5	7
9	Washington	974	24-6	9
10	Colorado State	952	29-1	11
11	Kentucky	892	23-6	14
12	Florida	859	25-4	15
13	BYU	818	25-4	13
14	Purdue	703	22-7	16
15	Creighton	686	24-5	10
16	Marquette	668	27-5	12
17	Utah	617	22-9	17
18	Hawai'i	541	24-3	18
19	Western Ky.	509	31-1	19
20	San Diego	439	24-5	20
21	Rice	312	26-3	21
22	Michigan	198	20-10	22
23	Washington St.	183	23-9	25
24	UCLA	143	18-11	23
25	Texas A&M	105	21-7	NR

Other receiving votes: Stephen F. Austin 57; Missouri 34; St. John's 29; California 24; Illinois 20; Southern California 20; UCF 2

Dropped Out: Illinois 24

Additional National Top 25 Polls Week 14: Dec. 2, 2019

Rich Kern Poll

- Stanford
- Baylor
- Texas
- Pittsburgh
- Wisconsin
- Minnesota
- Nebraska
- Penn State
- Washington
- BYU
- Kentucky
- Florida
- Colorado State
- Utah
- Creighton
- Marquette
- Purdue
- San Diego
- Hawai'i
- UCLA
- Michigan
- WKU
- WSU**
- Texas A&M
- USC

Pablo Rankings

- Stanford
- Wisconsin
- Texas
- Nebraska
- Penn State
- Baylor
- Pittsburgh
- Minnesota
- Kentucky
- Washington
- Utah
- Florida
- BYU
- San Diego
- UCLA
- Colorado State
- Purdue
- Texas A&M
- WKU
- Illinois
- Michigan
- Missouri
- WSU**
- Marquette
- Creighton

(Full rankings at www.richkern.com.)

NCAA Division I RPI (Dec. 1, 2019)

Rank	School	Conference	Record	Road Rec.
1	Baylor	Big 12	25-1	9-1
2	Texas	Big 12	21-3	8-3
3	Stanford	Pac-12	24-4	13-1
4	Pittsburgh	ACC	29-1	11-0
5	Wisconsin	Big Ten	22-6	9-3
6	Kentucky	SEC	23-6	10-1
7	Florida	SEC	25-4	9-2
8	Nebraska	Big Ten	25-4	9-2
9	Washington	Pac-12	24-6	10-4
10	Minnesota	Big Ten	23-5	10-2
11	Hawai'i	Big West	24-3	7-2
12	Texas A&M	SEC	21-7	6-6
13	Marquette	Big East	27-5	11-1
14	Rice	C-USA	26-3	11-0
15	Western Ky.	C-USA	31-1	9-1
16	Penn St.	Big Ten	24-5	10-2
17	BYU	WCC	25-4	11-1
18	Utah	Pac-12	22-9	9-4
19	Missouri	SEC	21-7	9-3
20	Creighton	Big East	24-5	10-2
21	Purdue	Big Ten	22-7	8-5
22	Cincinnati	AAC	25-6	8-4
23	Colorado St.	MW	29-1	12-0
24	UCF	AAC	24-7	8-2
25	Louisville	ACC	19-9	5-6
26	San Diego	WCC	24-5	8-3
27	UCLA	Pac-12	18-11	7-7
28	USC	Pac-12	17-13	8-6
29	SFA	Southland	31-1	12-1
30	Texas St.	Sun Belt	24-8	6-4
31	Georgia	SEC	20-9	9-3
32	Notre Dame	ACC	19-9	6-5
33	Oklahoma	Big 12	19-8	6-5
34	UCSB	Big West	22-5	6-4
35	Towson	CAA	28-2	10-1
36	Florida St.	ACC	19-9	8-4
37	Cal Poly	Big West	20-8	7-5
38	South Dakota	Summit	27-2	11-1
39	Michigan	Big Ten	20-10	7-5
40	UNI	MVC	24-10	10-4
41	Wright St.	Horizon	24-5	8-3
42	Dayton	Atlantic 10	22-8	9-3
43	South Carolina	SEC	19-11	6-6
44	Northern Ky.	Horizon	19-12	6-5
45	Green Bay	Horizon	21-9	6-6
46	Iowa St.	Big 12	17-11	6-5
47	VCU	Atlantic 10	24-6	9-2
48	California	Pac-12	20-10	8-6
49	Washington St.	Pac-12	23-9	9-4
50	Illinois	Big Ten	16-13	6-6

WASHINGTON STATE VOLLEYBALL RECORD WATCH

ALL-TIME WSU CAREER

Digs

1. **2142** Alexis Dirige (501 sets), 2016-Current
2. 1954 Kate Sommer (472 sets), 2012-15
3. 1773 Kelly Hyder (417 sets), 2006-09

Service Aces

1. 143 LaToya Harris (400 sets), 1999-02
2. 133 Beth Welch (418 sets), 1987-89

...

9. 98 Adrian Hankoff (316 sets), 1999-02

10. **93** Alexis Dirige (501 sets), 2016-Current

Digs Per Set

1. 4.30 Oceana Bush (210 sets), 2009-10
2. **4.28** Alexis Dirige (501 sets), 2016-Current
3. 4.25 Kelly Hyder (417 sets), 2006-09

Assists

1. 4553 Keri Killebrew (372 sets), 1990-92
2. 4215 Beth Welch, 1987-89

...

8. 2540 Kali Surplus (199 sets), 2000-01

9. **2234** Ashley Brown (276 sets), 2017-Current

ALL-TIME WSU CAREER

Matches Played

1. 139 Kristen Hovde, 1989-92
2. **135** Alexis Dirige, 2016-Current
3. 131 Claire Martin, 2015-18
4. 130 Carrie Couturier, 1988-91
5. 129 Krista Beightol, 1990, 92-94
- 129 Kate Sommer, 2012-15
- 129 Jaicee Harris, 2011-2014
8. 128 Kyra Holt, 2013-16
- 128 Tani Stephens, 2013-16

Sets Played

1. **501** Alexis Dirige, 2016-Current
2. 480 Kristen Hovde, 1989-92
3. 475 Cindy Baker, 1985-88
- 475 Kyra Holt, 2013-16
5. 473 Jaicee Harris, 2011-14
6. 472 Kate Sommer, 2012-15

ALL-TIME WSU CAREER

Block Assists

1. 527 Claire Martin (464 sets), 2015-18
 2. 420 Carrie Couturier (468 sets), 1988-91
-
4. 374 Taylor Mims (450 sets), 2015-18
 5. 368 Marcelina Glab (436 sets), 2010-13
 6. **367** Jocelyn Urias (379 sets), 2015-Current
 7. 360 Jennifer Stinson (348 sets), 1995-98

Total Blocks

1. 615 Carrie Couturier (468 sets), 1988-91
2. 577 Claire Martin (464 sets), 2015-18
3. 492 Sarah Silvernail (414 sets), 1993-96
4. 437 Taylor Mims (450 sets), 2015-18
5. 419 Jennifer Stinson (348 sets), 1995-98
6. 412 Joanne Johnson (281 sets), 1991-93
7. **410** Jocelyn Urias (379 sets), 2015-Current

Blocks Per Set

1. 1.47 Joanne Johnson (281 sets), 1991-93
 2. 1.31 Carrie Couturier (468 sets), 1988-91
-
5. 1.19 Jennfier Todd (217 sets), 2003-04
 - 1.19 Tara West (213 sets), 2006-07
 - 1.19 Sarah Silvernail (414 sets), 1993-96
 8. 1.13 Jen Barcus (335 sets), 2002-05
 9. **1.08** Jocelyn Urias (379 sets), 2015-Current

ALL-TIME WSU SEASON

Total Blocks

1. 198 Joanne Johnson (131 sets), 1992
- 198 Joanne Johnson (118 sets), 1993
3. 191 Taylor Mims (128 sets), 2016
4. 189 Carrie Couturier (142 sets), 1988
5. 178 Jennifer Stinson (114 sets), 1997
6. 175 Chelsey Bettinson (122 sets), 2014
7. **172** Magda Jehlářová (119 sets), 2019

Block Assists

1. 167 Joanne Johnson (131 sets), 1992
2. 163 Joanne Johnson (118 sets), 1993
3. 161 Taylor Mims (128 sets), 2016
4. 154 Chelsey Bettinson (122 sets), 2014
5. 153 Jennifer Stinson (114 sets), 1997
6. 150 Jocelyn Urias (126 sets), 2017
7. 143 Claire Martin (111 sets), 2016
- 143** Magda Jehlářová (119 sets), 2019

Blocks Per Set

1. 1.68 Joanne Johnson (118 sets), 1993
 2. 1.56 Jennifer Stinson (114 sets), 1997
 3. 1.55 Sarah Silvernail (106 sets), 1996
-
4. 1.49 Sarah Silvernail (103 sets), 1995
 - 1.49 Taylor Mims (128 sets), 2016
 8. **1.45** Magda Jehlářová (119 sets), 2019

Block Solos

1. 68 Carrie Couturier (142 sets), 1988
 2. 49 Laurie Van Diest (131 sets), 1987
-
8. 35 Joanne Johnson (118 sets), 1993
 9. 31 Sarah Silvernail (106 sets), 1996
 - Joanne Johnson (131 sets), 1992
 - 29** Magda Jehlářová (119 sets), 2019

Digs

1. 569 Alexis Dirige (126 sets), 2017
2. 565 Kelly Hyder (106 sets), 2006
3. 562 Alexis Dirige (130 sets), 2018
4. 531 Oceana Bush (111 sets), 2009
5. **525** Alexis Dirige (119 sets), 2019

Digs Per Set

1. 5.33 Kelly Hyder (106 sets), 2006
2. 4.90 Kelly Hyder (107 sets), 2007
3. 4.78 Oceana Bush (111 sets), 2009
4. 4.55 Jalen Pendon (113 sets), 2005
5. 4.52 Alexis Dirige (126 sets), 2017
6. **4.41** Alexis Dirige (119 sets), 2019

Service Aces

1. 55 Carrie Couturier (119 sets), 1991
2. 53 Keri Killebrew (136 sets), 1992

10. 40 Beth Welch (137 sets), 1989
- 40 LaToya Harris (109 sets), 2002
- 35** Penny Tusa (119 sets), 2019
- 32** Alexis Dirige (119 sets), 2019

Attack Pct.

1. .405 Sarah Silvernail (1996)
2. **.363** Magda Jehlářová (2019)
3. .355 Carrie Gilley (1992)
4. .339 Carrie Gilley (1991)
- .339 Ella Lajos (2017)

PAC-12 ALL-TIME CAREER DIGS LEADERS

1. 2385 Sydney Donahue, ASU (2004-07)
2. 2382 Tamari Miyashiro, WASH (2006-09)
3. 2362 Natalie Hagglund, USC (2010-13)
4. **2207** Morgan Hentz, STAN (2016-Present)*
5. 2198 Katie Swoboda, ORE (2005-08)
6. 2147 Gabi Ailes, STAN (2007-10)
7. 2146 Amanda Benson, ORE (2013-16)
8. **2142** Alexis Dirige, WSU (2016-Present)*
9. 2071 Debora Seilhamer, USC (2003-2006)
10. 2064 Chrissie Zartman, UCLA (2001-04)

Current*

PAC-12 ALL-TIME BLOCK LEADERS - 400 CLUB

50. 434 Cara Dane, Cal (1990-93)
-
56. 421 Sue Nord, ASU (1986-89)
 57. 419 Jennifer Stinson, WSU (1995-98)
 58. 415 Lisa Underhill, WASH (1998-01)
 59. 413 Lauren Williams, USC (2008-11)
 60. 412 Joanne Johnson, WSU (1991-93)
 61. 410 Tami Alade, STAN (2015-18)
 - 410** Jocelyn Urias, WSU (2015-Present)*

Current*

2019 WSU QUICK FACTS

THE UNIVERSITY

LOCATION: Pullman, Wash.
 AFFILIATION: NCAA Division I
 CONFERENCE: Pac-12
 ENROLLMENT: 20,286
 NICKNAME: Cougars
 COLORS: Crimson and Gray
 PRESIDENT: Kirk H. Schulz
 DIRECTOR OF ATHLETICS: Pat Chun
 SWA: Anne McCoy
 FACULTY ATHLETICS REPRESENTATIVE: Nancy Swanger

COUGAR VOLLEYBALL INFORMATION

HEAD COACH: Jen Greeny (Washington State, '99)
 RECORD AT WSU: 155-139 / 9th year
 RECORD OVERALL: 267-163 / 13th year
 ASSOCIATE HEAD COACH: Burdette Greeny (WSU '99)
 ASSISTANT COACH: Shannon Hunt (WSU '98)
 COORDINATOR OF OPERATIONS: Grant Schoenlein
 GRADUATE ASSISTANT: Marit Thorkildsen
 HOME COURT: Bohler Gym (2,752)
 2018 RECORD: 23-10
 2018 PAC-12 RECORD: 12-8 / 4th
 2018 FINAL AVCA RANKING: 16th
 2019 AVCA PRESEASON RANKING: 22nd
 STATERS RETURNING/LOST: 2+Libero / 4
 LETTERWINNERS RETURNING/LOST: 5 / 6
 REDSHIRTS: 4
 NEWCOMERS: 7

TEAM HISTORY

FIRST YEAR OF VOLLEYBALL: 1973
 ALL-TIME RECORD/YEARS: 726-735 / 46th year
 ALL-TIME PAC-12 RECORD/YEARS: 217-415 / 32 years
 NCAA TOURNAMENT RECORD: 12-13 / 13 years
 LAST NCAA TOURNAMENT: 2019 -
 FIRST TEAM ALL-PAC-12: 12 athletes earning 20 honors

ATHLETIC COMMUNICATIONS

ASSOCIATE ATHLETIC DIRECTOR: Bill Stevens
 VOLLEYBALL CONTACT: Devon Lucal
 E-MAIL: devon.lucal@wsu.edu
 PHONE: 509-335-268 (W) | 513-720-8488 (C)
 FAX: 509-335-0267
 ATHLETIC WEBSITE: www.wsucougars.com

MEDIA AVAILABILITY

Player and coach availability typically takes place before practice or as available in the afternoon as class schedules permit. Practices at this time take place at Bohler Gym. Please contact Devon Lucal early in the week to confirm practice times and availability.

Media requests should be made at least 72 hours in advance.

CREDENTIALS

Credential requests for both home and road games must be made at least **72 hours** prior to game time by emailing Devon Lucal (devon.lucal@wsu.edu).

CREDENTIAL PICKUP

Credentials can be picked up on game day at the SW Door of Bohler Gym or prior to match day in Bohler Addition 195.

MEDIA SEATING

Media seating is available in the designated media area in the stands behind the scorers table. Seating is limited.

PHOTOGRAPHY AREAS

Credentialed photographers are permitted to shoot from the baselines and fan sideline. No photographers are allowed in the team bench areas or in any of the upper reserved seating.

POSTGAME PROCEDURE

Head coach Jen Greeny and selected players will be available to the media on the court after a brief cooling-off period.

2019 ROSTER

No.	Name	Pos.	Ht.	Yr.	Exp.	Hometown (Previous School)
1	Penny Tusa	OH/DS	5-8	Jr.	2V	Anaheim, Calif. (Long Beach Poly HS)
2	Kalyah Williams	OH	6-0	R-Fr.	RS	Long Beach, Calif. (Long Beach Poly)
4	Alexis Dirige	DS/L	5-2	Sr.	3V	San Francisco, Calif. (Sacred Heart Cathedral Prep)
6	Jocelyn Urias	MB	6-3	R-Sr.	3V	Tijuana, Mexico (José Vasconcelos Bilingual School)
7	Pia Timmer	OH	6-2	Fr.	HS	Emlichheim, Germany (Lise-Meitner-Gymnasium)
8	Charity Bradley	OH	6-4	R-So.	1V	St. George, Utah (Desert Hills HS)
9	Hannah Pukis	S	5-11	R-Fr.	RS	Tacoma, Wash. (Bellarmine Prep)
10	Alexcis Lusby	OH	6-5	Fr.	HS	Sparks, Nev. (Reed HS)
11	Julia Norville	DS/L	5-8	Fr.	HS	Orangevale, Calif. (Capital Christian HS)
12	Mykayla Myers	MB	6-0	Fr.	HS	Coppell, Texas (Coppell HS)
14	Aria McComber	DS/L	5-6	R-Fr.	RS	Kapolei, Hawai'i (Punahou School)
15	Magda Jehlářová	MB	6-3	Fr.	HS	Prerov, Czech Republic (Gymnázium Olomouc – Hejčín)
16	Weronika Wojdyla	OH	6-2	Fr.	HS	Kraków, Poland (Sparta Karow)
17	Gabbie Heller	OH	6-0	R-Fr.	RS	Los Gatos, Calif. (St. Francis HS)
18	Reagan Cooper	OH	6-1	Fr.	HS	Dallas, Texas (Parish Episcopal School)
19	Ashley Brown	S	5-9	Sr.	2V	Prosper, Texas (Prosper HS/Oklahoma)

Pronunciation Guide

1	Penny Tusa (Too-sah)
2	Kalyah (kah-LEE-ah) Williams
4	Alexis Dirige (Durr-ee-ghee)
6	Jocelyn (Joss-uh-lynn) Urias (Ou-REE-us)
9	Hannah Pukis (pew-kiss)
11	Julia Norville (Nor-Ville)
14	Aria (ARE-ee-ah) McComber
15	Magda Jehlářová (Ya-hala-sha-va)
16	Weronika (Were-on-ika) Wojdyla (Vo-duel-ya)

VOLLEYBALL OFFICE

Head Coach	Jen Greeny (Washington State 1999)
Record at WSU	155-139 / 9 years
Career Record	267-163 / 13 years
Associate Head Coach	Burdette Greeny (Washington State 1999)
Assistant Coach	Shannon Hunt (Washington State 1998)
Operations Coordinator	Grant Schoenlein
Graduate Assistant	Marit Thorkildsen
Office Phone	509-335-4290
Office FAX	509-335-7168
Building Address	Bohler Athletic Complex 230
Mailing Address	P.O. Box 641602 Pullman, WA 99164-1602



HEAD COACH JEN GREENY

9th Year | Washington St. '99

Career Record: 267-163
Record at WSU: 155-139

Greeny led Washington State to their third consecutive NCAA Championship Tournament appearance, where the Cougars advanced to the Sweet Sixteen for the first time since 2002. WSU earned the No. 16 overall seed in the tournament as well, which saw the Cougars host the opening two rounds of play inside Bohler Gym. Washington State defeated defending Big Sky Champions Northern Arizona, and the University of Tennessee, each in four sets to continue on into the regional round. The Cougars ultimately fell to No. 1 overall seed and the 2018 NCAA National Champions, Stanford Cardinal inside Maples Pavilion in the Sweet Sixteen.

The 2018 season saw Washington State Volleyball receive numerous awards upon the conclusion of the regular season, as three student-athletes, Taylor Mims, McKenna Woodford, and Jocelyn Urias were all selected as AVCA All-Americans. Associate Head Coach Burdette Greeny was named the Division I AVCA Assistant Coach of the Year to continue the recognition of WSU. Finally the Cougars earned four All-Pac-12 selections, three AVCA All-Region picks, six Pac-12 All-Academic selections, along with Woodford being named to the 2018 Google Cloud Academic All-District® 8 team.

Jennifer Stinson was a stellar multi-sport athlete at Davenport (Wash.) High. At WSU she became the seventh player in WSU history with 1,000 career kills. A three-time All-Pacific-10 Conference selection, Greeny's statistics are prominent in WSU's all-time career lists ranking fourth in block assists (360), fourth in total blocks (419), and sixth in solo blocks (59). She trained with the 1997 U.S. National volleyball team.

Greeny also excelled in the classroom where she was WSU's Athlete of the Year in 1998-99. She was a CoSIDA District VIII Academic All-America first-team and second-team selection her final two years and was a Pac-10 Volleyball All-Academic selection three times. She received her bachelor's degree in education from WSU in 1999.

Greeny spent four and one-half years on WSU Head Coach Cindy Fredrick's volleyball coaching staff. At the time of her departure, Greeny had been involved in seven of the 11 seasons Cougar volleyball qualified for postseason action, three as a player, three as an assistant coach and once as head coach. During her playing career, WSU was ranked as high as fifth in the country and made the Elite Eight of the NCAA Championship Tournament. Greeny was instrumental in WSU's second and only other appearance in the Elite Eight of the NCAA Tournament, in 2002, this time as an assistant coach.

2018	<ul style="list-style-type: none">NCAA Tournament - Sweet Sixteen3 All-American Selections6 Pac-12 All-Academic Team Selections3 U.S. Collegiate National Team Selections1 Mexican National Team Selection
2017	<ul style="list-style-type: none">NCAA Tournament - Second Round1 All-American Selection6 Pac-12 All-Academic Team Selections3 U.S. Collegiate National Team Selections1 Mexican National Team Selection
2016	<ul style="list-style-type: none">NCAA Tournament - Second RoundPac-12 Coach of the YearU.S. Nation Team Coaching Staff - Ast. Coach2 All-American Selections6 Pac-12 All-Academic Team Selections2 U.S. Collegiate National Team Selections
2011	<ul style="list-style-type: none">Named 12th Head Coach in WSU Volleyball history.
2007-2010	<ul style="list-style-type: none">112-24 Overall (.824)4 Frontier Conference Regular Season Titles4 Consecutive Berths --- NAIA National Tournament4x Frontier Conference Coach of the YearAVCA Northwest Region Coach of the Year
2002	<ul style="list-style-type: none">WSU Volleyball Assistant CoachNCAA Tournament - Elite Eight
2001	<ul style="list-style-type: none">WSU Volleyball Assistant CoachNCAA Tournament - First Round
2000	<ul style="list-style-type: none">WSU Volleyball Assistant CoachNCAA Tournament - Second Round
1998	<ul style="list-style-type: none">WSU Athlete of the YearCoSIDA District VIII Academic All-America First-TeamAll-Pacific-10 Conference SelectionPac-10 Volleyball All-Academic Selection
1997	<ul style="list-style-type: none">NCAA Tournament - Sweet SixteenTrained with U.S. National TeamCoSIDA District VIII Academic All-America Second-TeamAll-Pacific-10 Conference Selection
1996	<ul style="list-style-type: none">NCAA Tournament - Elite EightAll-Pacific-10 Conference SelectionPac-10 Volleyball All-Academic Selection
1995	<ul style="list-style-type: none">NCAA Tournament - Second Round

Greeny has coached or played in nine of WSU's 13 NCAA Championship tournament appearances.

Junior Taylor Mims embraced the position move from middle blocker to outside hitter and had the sixth-best offensive output (4.17 kills per set and 4.75 points per set) in the Pac-12, and her 599 points was 12th-best in the NCAA. Mims was accorded All-Pac-12 First Team honors as well as named to the All-America honorable mention teams for PrepVolleyball.com and VolleyballMag.com.

Great blocking was another key to the Cougars' success in 2017 as WSU was sixth-best nationally with 364.5 total blocks and 11th in team blocks per set at 2.89. Redshirt sophomore Jocelyn Urias and juniors Ella Lajos and Claire Martin provided the most stops at the net while sophomore libero Alexis Dirige became the 11th player in school history to reach 1,000 digs and did it in the fewest number of sets.

The Fall of 2016 was the most successful season for the WSU volleyball program since 2002. The Cougars tallied a 22-12 overall record and an 11-9 record for fifth place in the highly-competitive Pac-12 Conference after a preseason coaches' poll predicted a ninth-place finish. Seeing her success

throughout the season, Greeny's fellow conference coaches voted her the 2016 Pac-12 Coach of the Year. WSU made history in 2016 with a trio of consecutive wins over AVCA Top 10 nationally-ranked teams in 10 days: at No. 4 Washington Sept. 21, at No. 9 UCLA Sept. 23 and versus No. 9 Stanford Sept. 30.

The Cougars earned an at-large bid to the NCAA Championship tournament for the first time in seven years and won a First Round match for the first time in 14 seasons. This season's 22 wins is tied for fifth-most in WSU volleyball program history and under Greeny's leadership, WSU has produced the best three season win-totals in the last 14 years with 18 wins in 2013, 16 wins in 2015 and 22 wins in 2016. Greeny's WSU teams have posted a 62-11 non-conference record during her six years as head coach. The Cougars compete in the country's strongest volleyball conference, the Pac-12, where for the last 17 consecutive seasons the conference has had six or more teams advance to the NCAA Championship tournament including the record of 10 teams in 2014.



ALL-TIME YEAR-BY-YEAR

Year	School	Overall	Conference
2007	Lewis-Clark State	26-8 (.764)	12-2/1st
2008	Lewis-Clark State	30-4 (.882)	12-2/1st
2009	Lewis-Clark State	25-9 (.735)	11-3/t-1st
2010	Lewis-Clark State	31-3 (.912)	14-0/1st
2011	Washington State	12-20 (.375)	4-18/11th
2012	Washington State	13-19 (.406)	3-17/12th
2013	Washington State	18-15 (.545)	5-15/11th
2014	Washington State	10-22 (.313)	1-19/12th
2015	Washington State	16-16 (.500)	5-15/9th
2016	Washington State	22-12 (.647)	11-9/t-5th
2017	Washington State	18-16 (.529)	6-14/9th
2018	Washington State	23-10 (.697)	12-8/4th

Total **244-154 (.613)**

The Cougars led the country in total blocks in 2016 and was third-best nationally for blocks per set (3.23 bps) with sophomore middle blockers Taylor Mims and Claire Martin producing outstanding statistics. Mims was third-best nationally in total blocks (191) and eighth-best in blocks per set (1.49 bps) while Martin was 24th-best in total blocks (156) and 16th-best in blocks per set (1.41bps). Mims and WSU junior outside hitter Casey Schoenlein were named to the 2016 All-Pac-12 honorable mention team.

Greeny and her staff have tirelessly worked to return the Cougars volleyball program back to the national prominence it received when Greeny was a player and an assistant coach. To that end, the Cougars ranked No. 17 in recruiting class rankings from 2013-15 according to PrepVolleyball.com, which includes two classes ranked among the Top 21: No. 14 in 2013, and No. 21 in 2015, with the 2014 class garnering honorable mention accolades. Among the WSU recruits are six PrepVolleyball.com Top 100 players and two Gatorade State Players of the Year. Greeny credits her husband and lead recruiter, assistant coach Burdette Greeny, with achieving these fine recruiting classes.

Greeny has also changed the academic culture of the program with 12 semesters of a team grade point average of 3.0 or better.



ASSOCIATE HEAD COACH BURDETTE GREENY

9th Year | Washington St. '99

WSU Associate Head Coach Burdette Greeny brings a driven competitive nature and a dynamic intensity as both a coach and the lead recruiter to the Cougars volleyball program.

Greeny just completed his eighth season with the Cougars and was instrumental in WSU's back-to-back-to-back NCAA Championships tournament Second Round appearances, with the most recent trip seeing the Cougars into the Sweet Sixteen. He joined the Cougar volleyball program in March 2011 as an assistant coach and was promoted to Associate Head Coach in February 2017. Greeny was named the 2018 AVCA National Assistant Coach of the Year as well after the tremendous year by the Cougars.

Greeny's recruiting prowess is evident in the PrepVolleyball.com's national rankings. WSU is one of only 15 programs in the nation to have two Top 25 and one Honorable Mention recruiting class between 2013 and 2015. The 2013 and 2015 recruiting classes are two of the highest-ranked recruiting classes ever in any sport at WSU. Among Greeny's WSU recruits are six PrepVolleyball.com Top 100 players and two Gatorade State Players of the Year.

Burdette Greeny assisted his wife Jen at Lewis-Clark State College from 2007-10. He was an assistant coach for three seasons and one of 20 assistant coaches nominated for the 2009 NAIA National Assistant Coach of the Year Award. He was promoted to Associate Head Coach at LCSC in 2010. Greeny's recruiting resume at LCSC included three Junior College First Team All-Americans, one Junior College Second Team All-American, one Gatorade State Player of the Year, two state players of the year, and 12 first team all-state selections. In four years, 37 LCSC players were named to the conference all-academic teams and seven players were selected as NAIA Volleyball National Scholar-Athletes.

Greeny was an all-league selection in both basketball and baseball at Port Angeles (Wash.) High School. He was named one of the top ten pitchers in the state by Tacoma News Tribune (1993), drafted by the New York Mets but instead played basketball and baseball at Tacoma Community College (1993-95). He earned second-team All-West Region honors both years as a third baseman and set a school record for striking out 17 batters in a game. He pitched for WSU in 1997, winning the team's award for strength and conditioning. He signed as a free agent with the Milwaukee Brewers before the 1998 draft and was with the organization for two seasons.

Burdette and Jen Greeny were honored in 2015 with a City of Pullman Chamber of Commerce Walk of Fame plaque. They have two daughters, Lauren and Leah.



COACHING RESUME

WASHINGTON STATE

2017-Current - Associate Head Coach

* 2018 AVCA National Assistant

Coach of the Year


2011-16 - Assistant Coach

LEWIS-CLARK STATE COLLEGE

2007-10 - Assistant Coach

* 2009 NAIA National Assistant

Coach of the Year





ASSISTANT COACH SHANNON HUNT

9th Year | Washington St. '98



Shannon Wyckoff Hunt has made significant contributions to the success of the WSU volleyball program through her ability to hone the skills and techniques of the Cougars defense as well as her keen analysis of the nationally-ranked opponents.

Hunt was an outstanding student and athlete at WSU from 1994 through 1997, and a teammate of Greeny. During Hunt's collegiate career the Cougars volleyball team played all four years in the NCAA Championship Tournament and advanced to the Elite Eight once and to the Sweet Sixteen once.

She was the first Washington State player to reach 1,000 kills and 1,000 digs in a career. Her 1,254 career digs was the WSU all-time list leader from 1997 until 2008 and is currently second-best all-time. Hunt tallied 1,051 career kills which was fifth-best at the time and now ranks ninth-highest in school history. In addition, her career 83 service aces total is ranked 11th-best at WSU.

Hunt competed at Prairie High near Vancouver, Wash., and was the state volleyball Player of the Year three consecutive years - twice in AA and once in AAA. She was the first four-time all-league selection in the history of the Greater St. Helens League. The Falcons' volleyball team finished fourth three times in the state championships. Her senior year Prairie also won the state AAA Academic title. Hunt was a starter on the Nike Northwest Juniors Club team all five years she played.

At Washington State, Hunt started on the left side as a freshman and missed only six matches in the starting lineup, due to injury, during her four-year career. As a sophomore Hunt's 376 digs led team and 3.72 digs per game was third-best in conference. She set a school record with 32 digs in a match at South Florida in 1995. She was named to two all-tournament teams as a junior and was an important cog in the Cougars' advancing to the NCAA Championships Elite Eight. As a senior, Hunt continued amassing kills and digs as an outside hitter, earned two more all-tournament honors, and helped lead the Cougars to the Sweet Sixteen at the NCAA Championships.

Hunt moved to the newly constructed Hockinson High School, also in Brush Prairie, Wash., where she was the head volleyball coach from 2004 through 2010. At Hockinson, Hunt led two Hawks' volleyball teams to state championship tournaments and had five players play collegiately after their prep volleyball careers.

Hunt lives in Pullman with her husband Joe, and their sons Grayson and Austin.

COACHING RESUME

WASHINGTON STATE

2013-Current - *Assistant Coach*

2011-12 - *Voluntter Assistant Coach*

HOCKINSON HIGH SCHOOL

2004-10 - *Head Coach*

PRAIRIE HIGH SCHOOL

2000-03 - *Head Coach*





GRANT SCHOENLEIN

OPERATIONS COORDINATOR
3rd Year | Washington State '16



Marit Thorkildsen

GRADUATE ASSISTANT
1st Year | Gonzaga '18

Graduated with a Bachelor's of Education in Sport Management and a minor in Promotions from Gonzaga University in 2019. Played for the Gonzaga Women's Volleyball Team for 3 years after transferring from WSU. Served as a co-captain for the Zags for her Junior and Senior year at GU.

In 2017 she picked up West-Coast Conference All-Academic Honorable Mention award, along with making the All-Tournament team at the GCU Tournament where she also set the rally-scoring era record for most digs in a 3-set match at 24 for the Zags pairing that win with four service aces. Was second on the team with 2.65 digs per set. Ended her senior career with three aces in the 5th set at University of Portland to win the match.

Marit will be working as a Graduate Assistant for the Women's Volleyball Team while she works on receiving her Master's Degree in Sport Management.

Daughter of Karri and Steve... has 7 siblings: an older sister, a twin sister, a younger brother, two step-sisters, and two step-brothers. Played club volleyball at WSU her freshman year of college and earned First-Team All-Evergreen Libero.



Jaimie Hoskins

ATHLETIC TRAINER
7th Year | University of Utah '10

Jaimie Hoskins, M.S., ATC, AT/L
Contact Information
Bohler Athletic Complex M4K
PO Box 641602
Pullman, WA 99164-1602
(509) 335-8936
jaimie.hoskins@wsu.edu

Alma Maters
University of Utah (Bachelors)
University of Idaho (Masters)

Previous Experience
University of Idaho 2011-2013
Washington State University 2013-Present

Certifications
Licensed Certified Athletic Trainer
NATABOC
CPR/First Aid
Graston Technique

Hometown
Tremonton, UT

Family
Fiancé: Kameron; Parents: Brad and Coy; Step-mother: Tammy; Brother: Cameron

Hobbies
Hanging out with friends and family, running with my dog, camping, and reading



JAYSON GIBB

GRADUATE ASSISTANT STRENGTH
& CONDITIONING COACH
2nd Year | Washington State '16

Jayson Gibb joined Washington State University as a graduate assistant prior to the 2018-19 year.

Gibb has gained experience in the field as a graduate assistant for Weber State University overseeing direct exercise regiments for men and women's tennis, and cross country. Prior to Weber State, Gibb was at the University of South Carolina as a strength and condition intern.

Gibb is certified as a strength and conditioning specialist (CSCS) through the National Strength and Conditioning Association, as well as being a USA Weightlifting Level 1 Certified.

Gibb attained his bachelor's degree in Kinesiology from Washington State in 2017.

2019 RECORD TRACKER

Playing at home: 9-4
 Playing on the road: 9-4
 Playing at a neutral site: 5-1
 Longest winning streak: 10
 Longest losing streak: 3
 Current streak: W1

Playing 3 sets: 11-4
 Playing 4 sets: 8-3
 Playing 5 sets: 4-2
 WSU wins first set: 19-1
 Opponent wins first set: 3-8
 Winning first 2 sets: 17-1
 Losing first 2 sets: 0-6
 Splitting first 2 sets: 7-2

Hitting below .200: 6-7
 Hitting .200-.249: 5-1
 Hitting .250-.299: 8-1
 Hitting .300 or better: 4-0
 Opponent hits below .200: 18-1
 Opponent hits .200-.249: 5-4
 Opponent hits .250-.299: 0-4
 Opponent hits .300 or better: 0-0
 Out-hit opponents: 22-1
 Out-hit by opponents: 1-8
 Tied in hitting percentage: 0-0

More service aces: 16-4
 Less service aces: 3-4
 Tied service aces: 4-1

More digs: 15-1
 Less digs: 8-8
 Tied digs: 0-0

More blocks: 18-4
 Less blocks: 2-4
 Tied blocks: 3-1

Vs. ranked opponents: 3-4
 Vs. Top-10: 2-1
 Vs. unranked opponents: 19-5
 In the Pac-12: 12-8
 Outside the conference: 11-1
 Last 5 matches: 2-3
 Last 10 matches: 6-4
 Televised matches: 10-6
 In August: 2-1
 In September: 10-1
 In October: 6-2
 In November: 5-5
 In December: 0-0

THE LAST TIME COUGAR VOLLEYBALL

Won a match..... at No. 9 Washington, 11/30/19
 Lost a match..... vs. No. 3 Stanford, 11/26/19
 Won at home..... vs. Colorado, 11/17/19
 Lost at home..... vs. No. 3 Stanford, 11/26/19
 Won on the road..... at No. 9 Washington, 11/30/19
 Lost on the road..... at Arizona, 11/24/19
 Won 3-0..... at Colorado, 10/24/19
 Lost 3-0..... vs. No. 3 Stanford, 11/26/19
 Won 3-0 at home vs. Arizona, 10/18/19
 Lost 3-0 at home vs. No. 3 Stanford, 11/26/19
 Won 3-0 on the road at Colorado, 10/24/19
 Lost 3-0 on the road at UCLA, 10/4/19
 Won in four sets at Oregon, 11/10/19
 Lost in four sets at Arizona, 11/24/19
 Won in five sets..... at No. 9 Washington, 11/30/19
 Lost in five sets..... vs. Arizona State, 10/20/19
 Beat a Pac-12 opponent..... at No. 9 Washington, 11/30/19
 Lost to a Pac-12 opponent..... vs. No. 3 Stanford, 11/26/19
 Beat a ranked opponent..... at No. 9 Washington, 11/30/19
 Lost to an unranked opponent..... at Arizona, 11/24/19

2019 STATISTICAL BREAKDOWN

PAC-12 LEADERS FROM OVERALL MATCHES

INDIVIDUAL STATISTICS (TOP 10) Rank in conference, WSU player (conf. leader):

Kills - 9th, Pia Timmer, 364 kills (*D. Drews, Utah, 581 kills*)

Attacks - 7th, Pia Timmer, 1035 attacks (*D. Drews, Utah, 1462 attacks*)

Hitting Percentage - 4th, Magda Jehlářová, .363 (*P. Anderson, California, .402*)

Assists - 6th, Hannah Pukis, 1073 assists (*S. Ka'aha'aina-Torres, Utah, 1377 assists*)

Assists Per Set - 5th, Hannah Pukis, 9.84 aps (*J. Gray, Stanford, 11.53 aps*)

Aces - T-1st, Penny Tusa, 35 aces (M. May, UCLA, 35 aces)

Aces Per Set - 3rd, Penny Tusa, 0.29 sas (*M. May, UCLA, 0.36 sas*)

Digs - 1st, Alexis Dirige, 525 digs (*C. Leffel, ASU, 536 digs*)

Digs Per Set - 3rd, Alexis Dirige, 4.41 dps (*M. Hentz, Stanford, 5.00 dps*)

Block Solo - 2nd, Magda Jehlářová, 29 block solos (*D. Cross, Arizona, 31 bs*)

Block Assists - 2nd, Magda Jehlářová, 143 ba (*J. Gross, USC, 156 ba*)

Total Blocks - 1st, Magda Jehlářová, 172.0 blocks

Blocks Per Set - 1st, Magda Jehlářová, 1.45 bps

TEAM STATISTICS FROM OVERALL MATCHES (Leader):

Kills Per Set - WSU is 6th at 13.16 kps (*Stanford 14.72 kps*)

Hitting Percentage - WSU is 8th at .219 (*Stanford .289*)

Opp. Hitting Percentage - WSU is 1st at .173

Assists Per Set - WSU is 8th at 12.08 aps (*Stanford 13.82 aps*)

Aces Per Set - WSU is 2nd at 1.39 aps (*Washington 1.40 aps*)

Digs Per Set - WSU is 2nd at 15.34 dps (*Arizona State 15.49 dps*)

Blocks Per Set - WSU is 4th at 2.64 bps (*Stanford 2.85 bps*)

Points Per Set - WSU is 5th at 17.2 pps (*Stanford 18.9 pps*)

CAREER STATS

1 PENNYTUSA

5-8 / JUNIOR / OUTSIDE HITTER / LONG BEACH, CALIF.

Offensive Statistics

Season	SP	MP	K	K/S	E	TA	%	A	A/S	SA	SA/S	SE
2017	96	28	18	0.19	8	74	.135	433	4.51	13	0.14	23
2018	116	30	109	0.94	63	406	.113	24	0.21	34	0.29	43
2019	119	32	142	1.19	78	504	.127	30	0.25	35	0.29	37
Total	331	90	269	0.81	149	984	.122	487	1.47	82	0.25	103

Defensive Statistics

Season	DIG	D/S	RE	BS	BA	TB	B/S	BE	BHE	PTS	PTS/S
2017	190	1.98	0	0	9	9	0.09	4	8	35.5	0.37
2018	271	2.34	20	2	5	7	0.06	2	0	147.5	1.27
2019	293	2.46	19	3	12	15	0.13	2	2	186.0	1.56
Total	754	2.28	39	5	26	31.0	0.09	8	10	369.0	1.11

SEASON HIGH: 14 DIGS (2x) vs. Oregon 10/11/19 | 13 KILLS vs. Arizona St. 10/20/19 | 6 ACES vs. Idaho 9/7/19 | 4 BLOCKS vs. Oregon 10/11/19 | 14.0 POINTS vs. Oregon 10/11/19

CAREER HIGH: 19 KILLS at Colorado 10/26/18 | 32 ASSISTS vs. OSU 10/15/17 | 17 DIGS vs. UW 9/20/17 | 6 ACES vs. Idaho 9/7/19 | 21.0 POINTS at Colorado 10/26/18 | 4 BLOCKS vs. Oregon 10/11/19

2 KALYAH WILLIAMS

6-0 / RS-FRESHMAN / OUTSIDE HITTER / LONG BEACH, CALIF.

Offensive Statistics

Season	SP	MP	K	K/S	E	TA	%	A	A/S	SA	SA/S	SE
2019	53	19	75	1.42	48	282	.096	0	0.00	0	0.00	0
Total	53	19	75	1.42	48	282	.096	0	0.00	0	0.00	0

Defensive Statistics

Season	DIG	D/S	RE	BS	BA	TB	B/S	BE	BHE	PTS	PTS/S
2019	28	0.53	3	3	14	17	0.32	0	0	85.0	1.60
Total	28	0.53	3	3	14	17.0	0.32	0	0	85.0	1.60

SEASON HIGH: 12 KILLS at USC 10/6/19 | 3.0 BLOCKS at No. 9 UW 11/30/19 | 5 DIGS at Arizona State 11/21/19 | 13.5 POINTS at USC 10/6/19 | .360 HITTING at Arizona State 11/21/19

CAREER HIGH: 12 KILLS at USC 10/6/19 | 3.0 BLOCKS at No. 9 UW 11/30/19 | 5 DIGS at Arizona State 11/21/19 | 13.5 POINTS at USC 10/6/19 | .360 HITTING at Arizona State 11/21/19

4 ALEXIS DIRIGE

5-2 / SENIOR / LIBERO / SAN FRANCISCO, CALIF.

Offensive Statistics

Season	SP	MP	K	K/S	E	TA	%	A	A/S	SA	SA/S	SE
2016	127	34	3	0.02	0	12	.250	108	0.85	24	0.19	42
2017	126	34	3	0.02	2	8	.125	126	1.00	16	0.13	42
2018	129	33	3	0.02	0	4	.750	143	1.11	21	0.16	41
2019	119	32	2	0.02	1	9	.111	128	1.08	32	0.27	33
Total	501	133	11	0.02	3	33	.242	505	1.01	93	0.19	158

Defensive Statistics

Season	DIG	D/S	RE	BS	BA	TB	B/S	BE	BHE	PTS	PTS/S
2016	486	3.83	32	0	0	0	0.00	0	0	27.0	0.21
2017	569	4.52	37	0	0	0	0.00	0	0	19.0	0.15
2018	562	4.36	34	0	0	0	0.00	0	0	24.0	0.19
2019	525	4.41	15	0	0	0	0.00	0	1	34.0	0.29
Total	2142	4.28	118	0	0	0	0.00	0	1	104.0	0.21

SEASON HIGH: 24 DIGS vs. No. 8 Washington 9/25/19 | 4 ACES (2x) vs. Texas Southern 9/21/19 | 9 ASSISTS vs. Colorado 11/17/19

CAREER HIGH: 37 DIGS vs. UCLA 10/27/17 | 10 Assists at Colorado 10/26/18 | 4 ACES (2x) vs. vs. Texas Southern 9/21/19

6 JOCELYNURIAS

6-3 / RS-SENIOR / MIDDLE BLOCKER / TIJUANA, MEXICO

Offensive Statistics

Season	SP	MP	K	K/S	E	TA	%	A	A/S	SA	SA/S	SE
2015	4	4	1	0.25	2	6	-.167	0	0.00	0	0.00	0
2016	1	1	0	0.00	0	0	.000	0	0.00	0	0.00	0
2017	126	34	186	1.48	66	488	.246	9	0.07	27	0.21	51
2018	130	33	298	2.29	66	713	.325	5	0.04	36	0.28	46
2019	118	32	273	2.31	75	651	.304	16	0.14	25	0.21	44
Total	379	104	758	2.00	209	1858	.295	30	0.08	88	0.23	141

Defensive Statistics

Season	DIG	D/S	RE	BS	BA	TB	B/S	BE	BHE	PTS	PTS/S
2015	0	0.00	0	0	1	1	0.25	0	0	1.5	0.38
2016	0	0.00	0	0	0	0	0.00	0	0	0.0	0.00
2017	70	0.56	2	18	150	168	1.33	15	0	306.0	2.43
2018	92	0.71	0	7	121	128	0.98	2	0	401.5	3.09
2019	72	0.61	0	18	95	113	0.96	9	2	363.5	3.08
Total	234	0.62	2	43	367	410.0	1.08	26	2	1,072.5	2.83

SEASON HIGH: 18 KILLS (2x) at USC 10/6/19 | 2 ACES (8x) vs. Utah 11/15/19 | .667 HITTING at No. 18 Utah 10/27/19 | 8.0 BLOCKS vs. Colorado 11/17/19 | 22.0 POINTS vs. Colorado 11/17/19

CAREER HIGH: 18 KILLS (3x) at USC 10/6/19 | 4 ACES (2x) vs. No. 23 Colorado 9/30/18 | .700 HITTING vs. No. 20 UCLA 10/21/18 | 10.0 BLOCKS vs UCLA 10/27/17 | 22.0 POINTS vs. Colorado 11/17/19

CAREER STATS

7 PIATIMMER

6-2 / FRESHMAN / OUTSIDE HITTER / EMLICHHEIM, GERMANY

Offensive Statistics

Season	SP	MP	K	K/S	E	TA	%	A	A/S	SA	SA/S	SE
2019	117	32	343	2.93	166	1035	.171	20	0.17	19	0.16	33
Total	117	32	343	2.93	166	1035	.171	20	0.17	19	0.16	33

Defensive Statistics

Season	DIG	D/S	RE	BS	BA	TB	B/S	BE	BHE	PTS	PTS/S
2019	209	1.79	21	6	32	38	0.32	11	3	384.0	3.28
Total	209	1.79	21	6	32	38.0	0.32	11	3	384.0	3.28

SEASON HIGH: 17 KILLS (4x) at Arizona 11/24/19 | .667 HITTING vs. Idaho State 9/13/19 | 14 DIGS vs. Arizona St. 10/20/19 | 19.0 POINTS at USC 10/6/19 | 3.0 BLOCKS (2x) vs. Utah 11/15/19

CAREER HIGH: 17 KILLS (4x) at Arizona 11/24/19 | .667 HITTING vs. Idaho State 9/13/19 | 14 DIGS vs. Arizona St. 10/20/19 | 19.0 POINTS at USC 10/6/19 | 3.0 BLOCKS (2x) vs. Utah 11/15/19

8 CHARITYBRADLEY

6-4 / RS-SOPHOMORE / OUTSIDE HITTER / ST. GEORGE, UTAH

Offensive Statistics

Season	SP	MP	K	K/S	E	TA	%	A	A/S	SA	SA/S	SE
2018	6	4	6	1.00	0	9	.667	0	0.00	0	0.00	2
2019	32	14	66	2.06	36	164	.183	1	0.03	0	0.00	0
Total	38	18	72	1.89	36	173	.208	1	0.03	0	0.00	2

Defensive Statistics

Season	DIG	D/S	RE	BS	BA	TB	B/S	BE	BHE	PTS	PTS/S
2018	5	0.83	1	0	0	0	0.00	0	0	6.0	1.00
2019	10	0.31	0	2	16	18	0.56	1	0	76.0	2.38
Total	15	0.39	1	2	16	18.0	0.47	1	0	82.0	2.16

SEASON HIGH: 15 KILLS vs. Idaho St. 9/13/19 | .393 HITTING vs. Idaho St. 9/13/19 | 5 DIGS vs. Idaho 9/7/19 | 15.5 POINTS vs. Idaho St. 9/13/19 | 4.0 BLOCKS vs. Utah State 9/6/19

CAREER HIGH: 15 KILLS vs. Idaho St. 9/13/19 | .393 HITTING vs. Idaho St. 9/13/19 | 5 DIGS vs. Idaho 9/7/19 | 15.5 POINTS vs. Idaho St. 9/13/19 | 4.0 BLOCKS vs. Utah State 9/6/19

9 HANNAHPUKIS

5-11 / RS-FRESHMAN / SETTER / TACOMA, WASH.

Offensive Statistics

Season	SP	MP	K	K/S	E	TA	%	A	A/S	SA	SA/S	SE
2019	109	31	97	0.89	30	257	.261	1073	9.84	17	0.16	29
Total	109	31	97	0.89	30	257	.261	1073	9.84	17	0.16	29

Defensive Statistics

Season	DIG	D/S	RE	BS	BA	TB	B/S	BE	BHE	PTS	PTS/S
2019	266	2.44	0	2	64	66	0.61	11	8	148.0	1.36
Total	266	2.44	0	2	64	66.0	0.61	11	8	148.0	1.36

SEASON HIGH: 62 ASSISTS at No. 18 Utah 10/27/19 | 6.0 BLOCKS vs. Utah State 9/6/19 | 2 ACES vs. Utah State 9/6/19 | 17 DIGS at No. 9 UW 11/30/19 | 6 KILLS (4x) at No. 9 UW 11/30/19 | 6 BLOCKS at Colorado 10/24/19 | .385 HITTING vs. Arizona St. 10/20/19

CAREER HIGH: 62 ASSISTS at No. 18 Utah 10/27/19 | 6.0 BLOCKS vs. Utah State 9/6/19 | 2 ACES vs. Utah State 9/6/19 | 17 DIGS at No. 9 UW 11/30/19 | 6 KILLS (4x) at No. 9 UW 11/30/19 | 6 BLOCKS at Colorado 10/24/19 | .385 HITTING vs. Arizona St. 10/20/19

10 ALEXCISLUSBY

6-5 / FRESHMAN / OUTSIDE HITTER / SPARKS, NEV.

Offensive Statistics

Season	SP	MP	K	K/S	E	TA	%	A	A/S	SA	SA/S	SE
2019	118	32	227	1.92	95	560	.236	4	0.03	0	0.00	0
Total	118	32	227	1.92	95	560	.236	4	0.03	0	0.00	0

Defensive Statistics

Season	DIG	D/S	RE	BS	BA	TB	B/S	BE	BHE	PTS	PTS/S
2019	37	0.31	0	5	96	101	0.86	2	0	280.0	2.37
Total	37	0.31	0	5	96	101.0	0.86	2	0	280.0	2.37

SEASON HIGH: 15 KILLS at Oregon State 11/7/19 | 8.0 BLOCKS vs. Arizona St. 10/20/19 | .700 HITTING at UTRGV 9/20/19 | 18.0 POINTS at Oregon State 11/7/19 | 4 DIGS at Oregon 11/10/19

CAREER HIGH: 15 KILLS at Oregon State 11/7/19 | 8.0 BLOCKS vs. Arizona St. 10/20/19 | .700 HITTING at UTRGV 9/20/19 | 18.0 POINTS at Oregon State 11/7/19 | 4 DIGS at Oregon 11/10/19

CAREER STATS

11 JULIANORVILLE

5-8 / FRESHMAN / DEFENSIVE SPECIALIST / ORANGEVALE, CALIF.

Offensive Statistics

Season	SP	MP	K	K/S	E	TA	%	A	A/S	SA	SA/S	SE
2019	100	31	0	0.00	0	1	.000	15	0.15	22	0.22	29
Total	100	31	0	0.00	0	1	.000	15	0.15	22	0.22	29

Defensive Statistics

Season	DIG	D/S	RE	BS	BA	TB	B/S	BE	BHE	PTS	PTS/S
2019	197	1.97	18	0	0	0	0.00	0	0	22.0	0.22
Total	197	1.97	18	0	0	0	0.00	0	0	22.0	0.22

SEASON HIGH: 17 DIGS at No. 18 Utah 10/27/19 | 2 ACES (6x) vs. No. 3 Stanford 11/26/19 | 2 ASSISTS (3x) vs. Arizona St. 10/20/19 | 2.0 POINTS (6x) vs. No. 3 Stanford 11/26/19

CAREER HIGH: 17 DIGS at No. 18 Utah 10/27/19 | 2 ACES (6x) vs. No. 3 Stanford 11/26/19 | 2 ASSISTS (3x) vs. Arizona St. 10/20/19 | 2.0 POINTS (6x) vs. No. 3 Stanford 11/26/19

12 MYKAYLAMYPERS

6-0 / FRESHMAN / MIDDLE BLOCKER / COPPELL, TEXAS

Offensive Statistics

Season	SP	MP	K	K/S	E	TA	%	A	A/S	SA	SA/S	SE
2019	10	8	6	0.60	4	18	.111	0	0.00	1	0.10	2
Total	10	8	6	0.60	4	18	.111	0	0.00	1	0.10	2

Defensive Statistics

Season	DIG	D/S	RE	BS	BA	TB	B/S	BE	BHE	PTS	PTS/S
2019	0	0.00	0	0	4	4	0.40	0	0	9.0	0.90
Total	0	0.00	0	0	4	4.0	0.40	0	0	9.0	0.90

SEASON HIGH: 3 KILLS vs. Texas Southern 9/21/19 | 2.0 BLOCKS at Colorado 10/24/29 | 3.5 POINTS (4x) vs. Texas Southern 9/21/19 | .222 HITTING vs. Texas Southern 9/21/19

CAREER HIGH: 3 KILLS vs. Texas Southern 9/21/19 | 2.0 BLOCKS at Colorado 10/24/29 | 3.5 POINTS (4x) vs. Texas Southern 9/21/19 | .222 HITTING vs. Texas Southern 9/21/19

14 ARIAMCCOMBER

5-6 / RS-FRESHMAN / DEFENSIVE SPECIALIST / KAPOLEI, HAWAII

Offensive Statistics

Season	SP	MP	K	K/S	E	TA	%	A	A/S	SA	SA/S	SE
2019	70	28	0	0.00	1	2	-.500	9	0.13	9	0.13	23
Total	70	28	0	0.00	1	2	-.500	9	0.13	9	0.13	23

Defensive Statistics

Season	DIG	D/S	RE	BS	BA	TB	B/S	BE	BHE	PTS	PTS/S
2019	98	1.40	7	0	0	0	0.00	0	0	9.0	0.13
Total	98	1.40	7	0	0	0	0.00	0	0	9.0	0.13

SEASON HIGH: 11 DIGS at USC 10/6/19 | 5 ACES vs. Utah State 9/6/19 | 5.0 POINTS vs. Utah State 9/6/19 | 2 ASSISTS vs. Idaho 9/7/19

CAREER HIGH: 11 DIGS at USC 10/6/19 | 5 ACES vs. Utah State 9/6/19 | 5.0 POINTS vs. Utah State 9/6/19 | 2 ASSISTS vs. Idaho 9/7/19

15 MAGDAJEHLÁŘOVÁ

6-3 / FRESHMAN / MIDDLE BLOCKER / PREROV, CZECH REPUBLIC

Offensive Statistics

Season	SP	MP	K	K/S	E	TA	%	A	A/S	SA	SA/S	SE
2019	119	32	260	2.18	65	537	.363	3	0.03	1	0.01	1
Total	119	32	260	2.18	65	537	.363	3	0.03	1	0.01	1

Defensive Statistics

Season	DIG	D/S	RE	BS	BA	TB	B/S	BE	BHE	PTS	PTS/S
2019	26	0.22	1	29	143	172	1.45	8	1	361.5	3.04
Total	26	0.22	1	29	143	172	1.45	8	1	361.5	3.04

SEASON HIGH: 18 KILLS at No. 18 Utah 10/27/19 | .667 HITTING (2x) vs. Liberty 9/14/19 | 10.0 (2x) BLOCKS at No. 9 UW 11/30/19 | 22.5 POINTS at No. 18 Utah 10/27/19

CAREER HIGH: 18 KILLS at No. 18 Utah 10/27/19 | .667 HITTING (2x) vs. Liberty 9/14/19 | 10.0 (2x) BLOCKS at No. 9 UW 11/30/19 | 22.5 POINTS at No. 18 Utah 10/27/19

CAREER STATS

16 WERONIKAWOJDYLA

6-2 / FRESHMAN / OUTSIDE HITTER / KRAKÓW, POLAND

Offensive Statistics

Season	SP	MP	K	K/S	E	TA	%	A	A/S	SA	SA/S	SE
2019												
Total												

Defensive Statistics

Season	DIG	D/S	RE	BS	BA	TB	B/S	BE	BHE	PTS	PTS/S
2019											
Total											

SEASON HIGH:

CAREER HIGH:

17 GABBIEHELLER

6-0 / RS-FRESHMAN / OUTSIDE HITTER / LOS GATOS, CALIF.

Offensive Statistics

Season	SP	MP	K	K/S	E	TA	%	A	A/S	SA	SA/S	SE
2019	16	9	14	0.88	7	46	.152	0	0.00	2	0.13	2
Total	16	9	14	0.88	7	46	.152	0	0.00	2	0.13	2

Defensive Statistics

Season	DIG	D/S	RE	BS	BA	TB	B/S	BE	BHE	PTS	PTS/S
2019	6	0.38	1	0	2	2	0.13	0	0	17.0	1.06
Total	6	0.38	1	0	2	2.0	0.13	0	0	17.0	1.06

SEASON HIGH: 7 KILLS vs. TSU 9/21/19 | 2 DIGS (2x) vs. UCLA 10/4/19 | 1.0 BLOCK (2x) at No. 21 California 9/28/19 | 9.5 POINTS vs. TSU 9/21/19 | .278 HITTING vs. TSU 9/21/19

CAREER HIGH: 7 KILLS vs. TSU 9/21/19 | 2 DIGS (2x) vs. UCLA 10/4/19 | 1.0 BLOCK (2x) at No. 21 California 9/28/19 | 9.5 POINTS vs. TSU 9/21/19 | .278 HITTING vs. TSU 9/21/19

18 REAGANCOOPER

6-1 / FRESHMAN / OUTSIDE HITTER / DALLAS, TEXAS

Offensive Statistics

Season	SP	MP	K	K/S	E	TA	%	A	A/S	SA	SA/S	SE
2019	19	11	39	2.05	24	112	.134	0	0.00	0	0.00	0
Total	19	11	39	2.05	24	112	.134	0	0.00	0	0.00	0

Defensive Statistics

Season	DIG	D/S	RE	BS	BA	TB	B/S	BE	BHE	PTS	PTS/S
2019	9	0.47	2	0	5	5	0.26	1	0	41.5	2.18
Total	9	0.47	2	0	5	5.0	0.26	1	0	41.5	2.18

SEASON HIGH: 9 KILLS vs. Stony Brook 8/31/19 | .500 HITTING vs. vs. Utah State 9/6/19 | 2 BLOCKS vs. Stony Brook 8/31/19 | 10.0 POINTS vs. Stony Brook 8/31/19

CAREER HIGH: 9 KILLS vs. Stony Brook 8/31/19 | .500 HITTING vs. vs. Utah State 9/6/19 | 2 BLOCKS vs. Stony Brook 8/31/19 | 10.0 POINTS vs. Stony Brook 8/31/19

19 ASHLEYBROWN

5-9 / SENIOR / SETTER / PROSPER, TEXAS

Offensive Statistics

Season	SP	MP	K	K/S	E	TA	%	A	A/S	SA	SA/S	SE
2017	126	34	46	0.37	7	103	.379	744	5.90	20	0.16	16
2018	126	32	57	0.45	20	162	.228	1329	10.55	30	0.24	27
2019	21	10	9	0.43	2	26	.269	126	6.00	1	0.05	3
Total	277	77	114	0.41	29	297	.286	2234	8.06	51	0.18	46

Defensive Statistics

Season	DIG	D/S	RE	BS	BA	TB	B/S	BE	BHE	PTS	PTS/S
2017	229	1.82	0	0	14	14	0.11	3	5	73.0	0.58
2018	331	2.63	0	3	50	53	0.42	8	3	115.0	0.91
2019	34	1.62	0	0	3	3	0.14	0	3	11.5	0.55
Total	604	2.18	0	3	68	71.0	0.26	11	11	202.0	0.73

SEASON HIGH: 4 KILLS at No. 21 Cal 9/28/19 | 37 ASSISTS at No. 21 Cal 9/28/19 | 9 DIGS (2x) at No. 21 Cal 9/28/19 | 1 ACE vs. Iowa 8/31/19 | 4.5 POINTS at No. 21 Cal 9/28/19

CAREER HIGH: 6 KILLS at Oregon 11/17/17 | 59 ASSISTS at No. 21 Arizona 10/7/18 | 4 ACES (2x) at No. 17 UNI 8/31/18 | 21 DIGS (3x) at Colorado 10/26/18 | 8.5 POINTS at Oregon 11/17/17

2019 MATCH BY MATCH

Opponent	Score	GP	Kills	Errors	TA	Hit Pct.	Assists	SA	SE	RE	Digs	BS-BA	BE	Total	BHE
at JMU	3-0	3	43	15	93	.301	33	6	5	3	39	1-8	0	9.0	0
vs. Iowa	0-3	3	28	21	101	.069	26	4	6	2	43	0-10	1	10.0	0
vs. Stony Brook	3-0	3	40	18	105	.210	32	5	7	2	55	0-6	1	6.0	0
vs. Utah St.	3-1	4	54	20	126	.270	50	14	12	2	57	4-28	1	18.0	1
at Portland	3-0	3	40	15	94	.266	36	3	7	3	49	0-16	1	8.0	0
vs. Idaho	3-0	3	41	19	112	.196	39	8	10	1	42	2-16	3	10.0	0
Idaho St.	3-0	3	48	12	94	.383	45	6	7	3	46	0-8	1	4.0	0
UTA	3-0	3	42	10	85	.376	36	8	8	1	39	4-14	1	11.0	0
Liberty	3-0	3	36	10	94	.368	32	6	5	1	44	2-18	3	11.0	0
vs. Houston Bpt.	3-0	3	34	15	100	.190	31	2	4	2	48	1-18	0	10.0	1
at UTRGV	3-1	4	53	18	137	.255	50	6	13	2	69	1-16	3	9.0	0
vs. TX Southern	3-0	3	45	17	110	.255	42	9	6	2	47	2-10	0	7.0	0
Wash.	3-1	4	53	26	153	.176	47	7	6	6	63	3-16	0	11.0	1
at CAL	2-3	5	52	30	179	.123	48	5	10	4	61	3-16	1	11.0	1
at UCLA	0-3	3	30	20	122	.082	27	2	5	2	60	2-10	3	7.0	2
at USC	3-2	5	69	25	181	.243	63	6	13	6	78	4-12	1	10.0	2
Oregon	3-1	4	55	19	145	.248	52	2	5	4	72	3-22	3	14.0	1
Oregon St.	3-1	4	55	15	129	.310	54	5	8	4	46	2-16	4	10.0	1
Arizona	3-0	3	48	14	114	.298	47	6	3	1	50	2-10	1	7.0	1
Arizona St.	2-3	5	65	16	168	.292	61	5	6	7	67	1-20	0	11.0	0
at Colorado	3-0	3	44	18	104	.250	42	4	4	4	40	2-22	1	13.0	2
at Utah	3-2	5	73	21	177	.294	70	4	6	1	85	2-24	2	14.0	0
UCLA	0-3	3	39	16	115	.200	35	0	6	3	42	3-16	1	11.0	0
USC	3-1	4	64	24	165	.242	61	3	11	3	67	3-14	1	10.0	0
at Oregon St.	3-1	4	47	21	132	.197	42	2	5	3	54	0-24	0	12.0	2
at Oregon	3-1	4	44	21	154	.149	41	8	8	3	80	2-14	3	9.0	1
Utah	1-3	4	50	32	148	.122	46	6	9	3	49	5-10	2	10.0	1
Colorado	3-2	5	65	25	167	.240	54	5	1	4	61	7-16	0	15.0	0
at Arizona St.	1-3	4	52	24	155	.181	46	2	2	14	68	3-14	1	10.0	1
at Arizona	1-3	4	50	21	154	.188	43	6	8	3	71	2-14	5	9.0	0
Stanford	0-3	3	40	22	115	.157	37	3	1	4	52	0-4	0	2.0	1
at Wash.	3-2	5	54	31	176	.131	47	6	8	4	66	2-24	1	14.0	
Totals	76-43	119	1533	632	4204	.219	1425	163	236	97	1810	68-486	45	311.0	19

MATCH BY MATCH LEADERS

Opponent	Score	Kills	Assists	Aces	Digs	Blocks	Points
at JMU	3-0	Urias (10)	Brown (27)	3 Tied (2)	Dirige (14)	Jehlářová (4)	Timmer (11.5)
vs. Iowa	0-3	Urias (8)	Brown (26)	4 Tied (1)	Dirige (19)	Jehlářová (4)	Jehlářová (9.0)
vs. SB	3-0	Timmer (16)	Brown (17)	Tusa (3)	Dirige (19)	2 Tied (2)	Timmer (17.0)
vs. Utah St.	3-1	Timmer (17)	Pukis (42)	McComber (5)	Dirige (17)	Jehlářová (9)	Timmer (18.5)
at Portland	3-0	Bradley (11)	Pukis (30)	Urias (2)	Dirige (15)	Jehlářová (5)	Bradley (11.5)
vs. Idaho	3-0	2 Tied (15)	Pukis (32)	Tusa (6)	Dirige (11)	Urias (5)	Urias (14.5)
Idaho St.	3-0	Bradley (15)	Pukis (39)	Urias (2)	Dirige (18)	3 Tied (2)	Bradley (15.5)
UTA	3-0	Timmer (8)	Pukis (34)	3 Tied (2)	Norville (10)	Jehlářová (8)	Timmer (11.0)
Liberty	3-0	Timmer (9)	Pukis (26)	Dirige (3)	2 Tied (10)	Jehlářová (7)	2 Tied (12.0)
vs. Houston Bpt.	3-0	Lusby (11)	Pukis (28)	2 Tied (1)	Dirige (13)	Jehlářová (7)	Lusby (13.0)
at UTRGV	3-0	Lusby (14)	Pukis (46)	Timmer (3)	Dirige (16)	Jehlářová (5)	Lusby (16.0)
vs. TX Southern	3-0	2 Tied (8)	Pukis (36)	Dirige (4)	Dirige (13)	Jehlářová (4)	Jehlářová (11.0)
Wash.	3-1	Timmer (14)	Pukis (41)	Dirige (3)	Dirige (24)	Jehlářová (6)	Timmer (15.5)
at CAL	2-3	Urias (18)	Brown (37)	2 Tied (2)	Dirige (19)	Jehlářová (6)	Urias (21.5)
at UCLA	0-3	Jehlářová (7)	Brown (14)	2 Tied (1)	Dirige (15)	Jehlářová (6)	Jehlářová (11.0)
at USC	3-2	Urias (18)	Pukis (52)	2 Tied (2)	Dirige (18)	Jehlářová (6)	Urias (20.0)
Oregon	3-1	Urias (14)	Pukis (43)	2 Tied (1)	Dirige (23)	2 Tied (7)	Urias (17.5)
Oregon St.	3-1	Timmer (13)	Pukis (43)	2 Tied (2)	Dirige (17)	Jehlářová (7)	2 Tied (14.0)
Arizona	3-0	Lusby (13)	Pukis (38)	2 Tied (2)	Dirige (19)	2 Tied (3)	Lusby (14.5)
Arizona St.	2-3	Timmer (14)	Pukis (50)	Dirige (2)	Dirige (22)	Lusby (8)	Timmer (16.0)
at Colorado	3-0	2 Tied (11)	Pukis (36)	Urias (2)	Timmer (9)	Jehlářová (7)	Tusa (13.0)
at Utah	3-2	Jehlářová (18)	Pukis (62)	Tusa (2)	Dirige (23)	Jehlářová (8)	Tusa (22.5)
UCLA	0-3	Timmer (11)	Pukis (29)		Dirige (11)	Urias (6)	Timmer (11.5)
USC	3-1	Jehlářová (13)	Pukis (45)	Urias (2)	Dirige (21)	Urias (6)	Jehlářová (16.0)
at Oregon St.	3-1	Lusby (15)	Pukis (36)	2 Tied (1)	Dirige (19)	Jehlářová (10)	Lusby (18.0)
at Oregon	3-1	Timmer (10)	Pukis (36)	2 Tied (2)	Dirige (18)	Jehlářová (5)	Urias (13.0)
Utah	1-3	2 Tied (12)	Pukis (41)	2 Tied (2)	Dirige (22)	Jehlářová (6)	Jehlářová (16.0)
Colorado	3-2	Timmer (16)	Pukis (54)	Tusa (2)	Dirige (13)	Urias (8)	Urias (22.0)
at Arizona St.	1-3	Timmer (13)	Pukis (36)	2 Tied (1)	Dirige (19)	Urias (7)	Timmer (13.5)
at Arizona	1-3	Timmer (17)	Pukis (34)	Tusa (3)	Pukis (15)	Urias (6)	Timmer (17.0)
Stanford	0-3	Jehlářová (9)	Pukis (27)	Norville (2)	Pukis (13)	Urias (2)	Jehlářová (9.0)
at Wash.	3-2	Jehlářová (12)	Pukis (41)	Tusa (2)	Pukis (17)	Jehlářová (10)	Jehlářová (17.5)

2019 COUGAR SUPERLATIVES

THREE SETS	INDIVIDUAL	TEAM
Kills	17, Pia Timmer vs. Stony Brook (Aug. 31, 2019)	48 (2x), vs. Arizona (Oct. 20, 2019)
Attacks	39, Pia Timmer vs. Stony Brook (Aug. 31, 2019)	122, at UCLA (Oct. 4, 2019)
Attack Percentage	.667, Magda Jehlářová vs. Liberty (Sept. 14, 2019)	.383, vs. Idaho State (Sept. 13, 2019)
Assists	39, Hannah Pukis vs. Idaho State (Sept. 13, 2019)	47, vs. Arizona (Oct. 20, 2019)
Aces	4, Alexis Dirige vs. Texas Southern (Sept. 21, 2019)	9, vs. Texas Southern (Sept. 21, 2019)
Digs	19 (2x), Alexis Dirige vs. Arizona (Oct. 18, 2019)	60, at UCLA (Oct. 4, 2019)
Blocks	8, Magda Jehlářová vs. UT-Arlington (Sept. 13, 2019)	13.0, at Colorado (Oct. 24, 2019)

FOUR SETS	INDIVIDUAL	TEAM
Kills	17 (2x), Pia Timmer at Arizona (Nov. 24, 2019)	64, vs. USC (Nov. 3, 2019)
Attacks	48 (2x), Pia Timmer at Arizona State (Nov. 21, 2019)	165, vs. USC (Nov. 3, 2019)
Attack Percentage	.700, Alexcis Lusby at UTRGV (Sept. 20, 2019)	.310, vs. Oregon State (Oct. 13, 2019)
Assists	46, Hannah Pukis at UTRGV (Sept. 20, 2019)	61, vs. USC (Nov. 3, 2019)
Aces	5, Aria McComber vs. Utah State (Sept. 6, 2019)	14, vs. Utah State (Sept. 6, 2019)
Digs	24, Alexis Dirige vs. No. 8 Washington (Sept. 25, 2019)	80, at Oregon (Nov. 10, 2019)
Blocks	10, Magda Jehlářová vs. Oregon State (Nov. 7, 2019)	18.0, vs. Utah State (Sept. 6, 2019)

FIVE SETS	INDIVIDUAL	TEAM
Kills	18 (3x), Magda Jehlářová at No. 18 Utah (Oct. 27, 2019)	73, at No. 18 Utah (Oct. 27, 2019)
Attacks	45, Pia Timmer & Kalyah Williams at USC (Oct. 6, 2019)	181, at USC (Oct. 6, 2019)
Attack Percentage	.667, Jocelyn Urias at No. 18 Utah (Oct. 27, 2019)	.294, at No. 18 Utah (Oct. 27, 2019)
Assists	62, Hannah Pukis at No. 18 Utah (Oct. 27, 2019)	70, at No. 18 Utah (Oct. 27, 2019)
Aces	2 (5x), Penny Tusa at No. 9 Washington (Nov. 30, 2019)	14, at No. 21 California (Sept. 28, 2019)
Digs	23, Alexis Dirige at No. 18 Utah (Oct. 27, 2019)	85, at No. 18 Utah (Oct. 27, 2019)
Blocks	10, Magda Jehlářová at No. 9 Washington (Nov. 30, 2019)	18.0, at No. 21 California (Sept. 28, 2019)

2019 WASHINGTON STATE SEASON STATISTICS

Overall record: 23-9 Conf: 12-8 Home: 9-4 Away: 8-4 Neutral: 6-1

#	Player	sp	Attack					Set		Serve			Dig			Blocking						points
			k	k/s	e	ta	pct	a	a/s	sa	se	sa/s	re	dig	dig/s	bs	ba	total	blk/s	be	bhe	
7	Timmer, Pia	117	343	2.93	166	1035	.171	20	0.17	19	33	0.16	21	209	1.79	6	32	38	0.32	11	3	384.0
6	Urias, Jocelyn	118	273	2.31	75	651	.304	16	0.14	25	44	0.21	0	72	0.61	18	95	113	0.96	9	2	363.5
15	Jehlarova, Magda	119	260	2.18	65	537	.363	3	0.03	1	1	0.01	1	26	0.22	29	143	172	1.45	8	1	361.5
8	Bradley, Charity	32	66	2.06	36	164	.183	1	0.03	0	0	0.00	0	10	0.31	2	16	18	0.56	1	0	76.0
18	Cooper, Reagan	19	39	2.05	24	112	.134	0	0.00	0	0	0.00	2	9	0.47	0	5	5	0.26	1	0	41.5
10	Lusby, Alexcis	118	227	1.92	95	560	.236	4	0.03	0	0	0.00	0	37	0.31	5	96	101	0.86	2	0	280.0
2	Williams, Kalyah	53	75	1.42	48	282	.096	0	0.00	0	0	0.00	3	28	0.53	3	14	17	0.32	0	0	85.0
1	Tusa, Penny	119	142	1.19	78	504	.127	30	0.25	35	37	0.29	19	293	2.46	3	12	15	0.13	2	2	186.0
9	Pukis, Hannah	109	97	0.89	30	257	.261	1073	9.84	17	29	0.16	0	266	2.44	2	64	66	0.61	11	8	148.0
17	Heller, Gabbie	16	14	0.88	7	46	.152	0	0.00	2	2	0.12	1	6	0.38	0	2	2	0.12	0	0	17.0
12	Myers, Mykayla	10	6	0.60	4	18	.111	0	0.00	1	2	0.10	0	0	0.00	0	4	4	0.40	0	0	9.0
19	Brown, Ashley	21	9	0.43	2	26	.269	126	6.00	1	3	0.05	0	34	1.62	0	3	3	0.14	0	3	11.5
4	Dirige, Alexis	119	2	0.02	1	9	.111	128	1.08	32	33	0.27	15	525	4.41	0	0	0	0.00	0	1	34.0
14	McComber, Aria	70	0	0.00	1	2	-.500	9	0.13	9	23	0.13	7	98	1.40	0	0	0	0.00	0	0	9.0
11	Norville, Julia	100	0	0.00	0	1	.000	15	0.15	22	29	0.22	18	197	1.97	0	0	0	0.00	0	0	22.0
WASHINGTON ST		119	1553	13.05	632	4204	.219	1425	11.97	164	236	1.38	97	1810	15.21	68	486	311.0	2.61	45	20	2028.0
Opponents		119	1419	11.92	686	4232	.173	1314	11.04	97	241	0.82	164	1756	14.76	69	333	235.5	1.98	41	42	1751.5

Team Statistics			WSU	OPP	Date	Opponent	Score	Score by set	Att.
ATTACK					08/30/19	at James Madison	w 3-0	25-20,25-13,25-16	0
Kills			1553	1419	08/31/19	vs Iowa	L 0-3	19-25,19-25,22-25	75
Errors			632	686	08/31/19	vs Stony Brook	w 3-0	25-12,25-15,25-21	87
Total Attacks			4204	4232	Sep 06	vs Utah State	w 3-1	25-8,25-12,27-29,25-18	79
Attack Pct			.219	.173	Sep 06	at Portland	w 3-0	25-17,25-17,25-17	221
Kills/Set			13.1	11.9	Sep 07	vs Idaho	w 3-0	27-25,25-17,25-18	188
SET					09/13/19	IDAHO ST.	w 3-0	25-18,25-19,25-13	241
Assists			1425	1314	09/13/19	UT ARLINGTON	w 3-0	25-20,25-13,25-14	106
Attempts			4094	4200	09/14/19	LIBERTY	w 3-0	25-18,25-19,25-21	296
Assist Pct			.348	.313	09/20/19	vs Houston Baptist	w 3-0	25-18,25-13,25-22	0
Assists/Set			12.0	11.0	09/20/19	vs UTRGV	w 3-1	25-15,25-16,23-25,25-21	79
SERVE					09/21/19	vs Texas Southern	w 3-0	25-9,27-25,25-9	35
Aces			164	97	*09/25/19	#8 WASHINGTON	w 3-1	22-25,25-22,25-20,25-20	1227
Errors			236	241	*09/28/19	at #21 California	L 2-3	23-25,25-22,19-25,25-18,4-15	655
Attempts			2718	2437	*10/04/19	at UCLA	L 0-3	20-25,17-25,18-25	677
Serve Pct			.913	.901	*10/06/19	at Southern California	w 3-2	25-20,24-23,26-28,16-25,15-13	3469
Aces/Set			1.4	0.8	*10/11/19	OREGON	w 3-1	25-17,22-25,25-22,25-13	1173
SERVE RECEPTIONS					*10/13/19	OREGON ST.	w 3-1	25-21,25-21,18-25,25-18	757
Errors			97	164	*10/18/19	ARIZONA	w 3-0	25-20,25-18,25-17	1379
Errors/Set			0.8	1.4	*10/20/19	ARIZONA ST.	L 2-3	25-19,25-17,20-25,22-25,12-15	1017
Attempts			2163	2432	*10/24/19	at Colorado	w 3-0	25-17,25-23,25-16	858
Reception Pct			.955	.933	*Oct 27	at #18 UTAH	w 3-2	23-25,25-15,24-26,28-26,16-14	2071
DEFENSE					*11/01/19	#25 UCLA	L 0-3	25-27,17-25,22-25	1225
Digs			1810	1756	*11/03/19	SOUTHERN CALIFORNIA	w 3-1	25-21,22-25,25-23,27-25	887
Digs/Set			15.2	14.8	*11/07/19	at Oregon St.	w 3-1	18-25,25-20,25-15,25-16	734
BLOCKING					*11/10/19	at Oregon	w 3-1	25-20,25-15,16-25,26-24	170
Block Solo			68	69	*11/15/19	#15 UTAH	L 1-3	25-27,15-25,25-23,19-25	1845
Block Assist			486	333	*11/17/19	COLORADO	w 3-2	25-23,24-26,13-25,25-15,15-9	947
Total Blocks			311.0	235.5	*11/21/19	at Arizona St.	L 1-3	23-25,20-25,25-19,21-25	1898
Blocks/Set			2.6	2.0	*Nov 24	at Arizona	L 1-3	22-25,25-20,15-25,23-25	1024
Block Errors			45	41	*11/26/19	#3 STANFORD	L 0-3	22-25,22-25,22-25	1123
Ball handling errors			20	42	*Nov 30	at #9 Washington	w 3-2	25-23,21-25,25-20,15-25,15-13	5779
ATTENDANCE									
Total			12223	17556					
Dates/Avg Per Date			13/940	12/1463					
Neutral site #/Avg			7/78						
Current win streak			1	-					
Home win streak			0	-					


Record in 3-set matches:11-4 • Record in 4-set matches:8-3 • Record in 5-set matches:4-2

2019 WASHINGTON STATE PAC-12 STATISTICS

Overall record: 12-8 Conf: 12-8 Home: 6-4 Away: 6-4 Neutral: 0-0

#	Player	sp	Attack					Set		Serve			Dig			Blocking						points
			k	k/s	e	ta	pct	a	a/s	sa	se	sa/s	re	dig	dig/s	bs	ba	total	blk/s	be	bhe	
7	Timmer, Pia	80	235	2.94	121	735	.155	17	0.21	8	20	0.10	16	132	1.65	3	18	21	0.26	8	2	255.0
6	Urias, Jocelyn	81	194	2.40	52	464	.306	10	0.12	17	33	0.21	0	40	0.49	15	67	82	1.01	7	2	259.5
15	Jehlarova, Magda	81	179	2.21	42	374	.366	0	0.00	0	0	0.00	1	21	0.26	21	90	111	1.37	5	1	245.0
18	Cooper, Reagan	1	2	2.00	2	4	.000	0	0.00	0	0	0.00	0	0	0.00	0	0	0	0.00	0	0	2.0
10	Lusby, Alexcis	80	152	1.90	75	408	.189	1	0.01	0	0	0.00	0	23	0.29	4	62	66	0.82	2	0	187.0
2	Williams, Kalyah	45	71	1.58	42	267	.109	0	0.00	0	0	0.00	3	26	0.58	3	13	16	0.36	0	0	80.5
1	Tusa, Penny	81	125	1.54	73	446	.117	26	0.32	18	23	0.22	13	200	2.47	3	12	15	0.19	2	2	152.0
9	Pukis, Hannah	76	77	1.01	19	195	.297	749	9.86	11	20	0.14	0	200	2.63	2	49	51	0.67	6	7	114.5
8	Bradley, Charity	7	4	0.57	8	14	-.286	0	0.00	0	0	0.00	0	0	0.00	0	2	2	0.29	0	0	5.0
17	Heller, Gabbie	9	5	0.56	5	26	.000	0	0.00	0	0	0.00	1	3	0.33	0	1	1	0.11	0	0	5.5
19	Brown, Ashley	14	4	0.29	1	10	.300	56	4.00	0	3	0.00	0	19	1.36	0	2	2	0.14	0	3	5.0
4	Dirige, Alexis	81	1	0.01	1	6	.000	98	1.21	15	22	0.19	13	352	4.35	0	0	0	0.00	0	1	16.0
14	McComber, Aria	43	0	0.00	0	1	.000	4	0.09	0	3	0.00	4	53	1.23	0	0	0	0.00	0	0	0.0
11	Norville, Julia	77	0	0.00	0	0	.000	12	0.16	18	22	0.23	16	163	2.12	0	0	0	0.00	0	0	18.0
12	Myers, Mykayla	2	0	0.00	1	3	-.333	0	0.00	0	0	0.00	0	0	0.00	0	2	2	1.00	0	0	1.0
WASHINGTON ST		81	1049	12.95	442	2953	.206	973	12.01	87	146	1.07	72	1232	15.21	51	318	210.0	2.59	30	18	1346.0
Opponents		81	1062	13.11	464	2965	.202	1000	12.35	72	146	0.89	87	1276	15.75	49	242	170.0	2.10	35	28	1304.0

Team Statistics		WSU	OPP	Date	Opponent	Score	Score by set	Att.
ATTACK				*09/25/19	#8 WASHINGTON	w 3-1	22-25,25-22,25-20,25-20	1227
Kills		1049	1062	*09/28/19	at #21 California	L 2-3	23-25,25-22,19-25,25-18,4-15	655
Errors		442	464	*10/04/19	at UCLA	L 0-3	20-25,17-25,18-25	677
Total Attacks		2953	2965	*10/06/19	at Southern California	w 3-2	25-20,24-23,26-28,16-25,15-13	3469
Attack Pct		.206	.202	*10/11/19	OREGON	w 3-1	25-17,22-25,25-22,25-13	1173
Kills/Set		13.0	13.1	*10/13/19	OREGON ST.	w 3-1	25-21,25-21,18-25,25-18	757
SET				*10/18/19	ARIZONA	w 3-0	25-20,25-18,25-17	1379
Assists		973	1000	*10/20/19	ARIZONA ST.	L 2-3	25-19,25-17,20-25,22-25,12-15	1017
Attempts		2880	2954	*10/24/19	at Colorado	w 3-0	25-17,25-23,25-16	858
Assist Pct		.338	.339	*Oct 27	at #18 UTAH	w 3-2	23-25,25-15,24-26,28-26,16-14	2071
Assists/Set		12.0	12.3	*11/01/19	#25 UCLA	L 0-3	25-27,17-25,22-25	1225
SERVE				*11/03/19	SOUTHERN CALIFORNIA	w 3-1	25-21,22-25,25-23,27-25	887
Aces		87	72	*11/07/19	at Oregon St.	w 3-1	18-25,25-20,25-15,25-16	734
Errors		146	146	*11/10/19	at Oregon	w 3-1	25-20,25-15,16-25,26-24	170
Attempts		1793	1750	*11/15/19	#15 UTAH	L 1-3	25-27,15-25,25-23,19-25	1845
Serve Pct		.919	.917	*11/17/19	COLORADO	w 3-2	25-23,24-26,13-25,25-15,15-9	947
Aces/Set		1.1	0.9	*11/21/19	at Arizona St.	L 1-3	23-25,20-25,25-19,21-25	1898
SERVE RECEPTIONS				*Nov 24	at Arizona	L 1-3	22-25,25-20,15-25,23-25	1024
Errors		72	87	*11/26/19	#3 STANFORD	L 0-3	22-25,22-25,22-25	1123
Errors/Set		0.9	1.1	*Nov 30	at #9 Washington	w 3-2	25-23,21-25,25-20,15-25,15-13	5779
Attempts		1567	1597	Record in 3-set matches:2-3 • Record in 4-set matches:6-3 • Record in 5-set matches:4-2				
Reception Pct		.954	.946					
DEFENSE								
Digs		1232	1276					
Digs/Set		15.2	15.8					
BLOCKING								
Block Solo		51	49					
Block Assist		318	242					
Total Blocks		210.0	170.0					
Blocks/Set		2.6	2.1					
Block Errors		30	35					
Ball handling errors		18	28					
ATTENDANCE								
Total		11580	17335					
Dates/Avg Per Date		10/1158	10/1734					
Neutral site #/Avg		0/0						
Current win streak		1	-					
Home win streak		0	-					




2019 **WASHINGTON STATE VOLLEYBALL**
RADIO & TV ROSTER CHART



#1 PENNY TUSA



#2 KALYAH WILLIAMS



#4 ALEXIS DIRIGE



#6 JOCELYN URIAS



#7 PIA TIMMER



#8 CHARITY BRADLEY



#9 HANNAH PUKIS



#10 ALEXCIS LUSBY



#11 JULIA NORVILLE



#12 MYKAYLA MYERS



#14 ARIA MCCOMBER



#15 MAGDA JEHLÁROVÁ



#16 WERONIKA WOJDYLA




#17 GABBIE HELLER



#18 REAGAN COOPER



#19 ASHLEY BROWN



**HEAD COACH
JEN GREENY**



**ASSOCIATE HEAD COACH
BURDETTE GREENY**



**ASSISTANT COACH
SHANNON HUNT**



**DIR. OF OPERATIONS
GRANT SCHOENLEIN**