

WAYNE STATE

BASKETBALL

MEDIA GUIDE



//////////////////// 21-22 ////////////////////////////////////// #PLAYFORTHEPAW





2021-22 WAYNE STATE COLLEGE MEN'S BASKETBALL SCHEDULE



<u>Date</u>	<u>Opponent</u>	<u>Time</u>
Nov. 12 (Fri.)	@ Oklahoma Baptist	7:30 pm
Nov. 13 (Sat.)	vs. Southeastern Oklahoma State	5:30 pm
Nov. 16 (Tues.)	Bellevue	7:00 pm
Nov. 19 (Fri.)	Simpson	7:30 pm
Nov. 23 (Tues.)	Augustana*	7:30 pm
Nov. 27 (Sat.)	Doane	3:30 pm
Nov. 29 (Mon.)	Nebraska-Kearney	7:00 pm
Dec. 2 (Thurs.)	Southwest Minnesota State*	5:30 pm
Dec. 4 (Sat.)	@ Sioux Falls*	5:30 pm
Dec. 10 (Fri.)	Concordia-St. Paul*	5:30 pm
Dec. 11 (Sat.)	Minnesota State*	3:30 pm
Dec. 17 (Fri.)	@ Winona State*	5:30 pm
Dec. 18 (Sat.)	@ Upper Iowa*	3:30 pm
Jan. 2 (Sun.)	@ Augustana*	3:30 pm
Jan. 7 (Fri.)	Northern State*	5:30 pm
Jan. 8 (Sat.)	MSU Moorhead*	3:30 pm
Jan. 14 (Fri.)	@ University of Mary*	5:30 pm
Jan. 15 (Sat.)	@ Minot State*	3:30 pm
Jan. 21 (Fri.)	St. Cloud State*	7:30 pm
Jan. 22 (Sat.)	Minnesota Duluth*	5:30 pm
Jan. 28 (Fri.)	@ Minnesota Crookston*	7:30 pm
Jan. 29 (Sat.)	@ Bemidji State*	5:30 pm
Feb. 4 (Fri.)	Upper Iowa*	7:30 pm
Feb. 5 (Sat.)	Winona State*	5:30 pm
Feb. 11 (Fri.)	@ Minnesota State*	7:30 pm
Feb. 12 (Sat.)	@ Concordia-St. Paul*	5:30 pm
Feb. 17 (Thurs.)	@ Southwest Minnesota State*	7:30 pm
Feb. 19 (Sat.)	Sioux Falls*	5:30 pm
Feb. 23 (Wed.)	NSIC Tournament First Round	TBA
Feb. 26/27 (Sat. / Sun.)	NSIC Tournament Quarterfinals	
Feb. 28 (Mon.)	NSIC Tournament Semifinals	
March 1 (Tues.)	NSIC Tournament Finals	

(All NSIC Tournament Games Feb. 26-March 1 Played At Sanford Pentagon - Sioux Falls, S.D.)



2021-22 WILDCAT BASKETBALL



ATHLETIC PHONE DIRECTORY

All Area Codes (402)

Administration

Dr. Marysz Rames, President's Office 375-7200
 Mike Powicki, Athletic Director 375-7520
 Mike Barry, Associate Athletic Director / Sports & Recreation Facilities Director 375-7521
 Linda Anderson, Assistant Athletic Director for Internal Affairs/Senior Woman Administrator . 375-7308
 Megan Finn, Assistant AD/Athletic Development . 375-7543
 Jeni Kemnitz, Athletic Business Manager 375-7183
 Chad Pitkin, Sports/Recreation Center Manager.. 375-7580
 Chuck Parker, Faculty Athletic Representative 375-7036
 Deb Harm, Athletic Administrative Assistant.... 375-7520
 Athletic Department FAX 375-7120

Sports Information

Mike Grosz, Sports Information Director 375-7326

Training Room

Muffin Morris, Head Athletic Trainer 375-7310
 Alyssa Finke, Assistant Athletic Trainer 375-7310
 Brad Kaufer, Assistant Athletic Trainer 375-7310

Strength and Conditioning

Dakota Coon, Head Coach 375-7465

Baseball

Alex Koch, Head Coach 375-7499
 Tyler Vaughn, Assistant Coach..... 375-7012

Men's Basketball

Jeff Kaminsky, Head Coach 375-7309
 Nathan Stover, Assistant Coach..... 375-7728

Women's Basketball

Brent Pollari, Head Coach..... 375-7311
 Kacie O'Connor Jones, Assistant Coach..... 375-7122

Cross Country

Marlon Brink, Head Coach 375-7507

Football

John McMenamin, Head Coach 375-7315
 Scott McLaughlin, Defensive Coordinator 375-7719
 Logan Masters, Offensive Coordinator..... 375-7115
 Brian Smith II, Special Teams Coordinator..... 375-7157

Women's Soccer

Emily Hester, Head Coach 375-7506
 Chris McNaughton, Assistant Coach..... 375-7733

Softball

Shelli Manson, Head Coach..... 375-7522
 Krissi Oliver, Assistant Coach..... 375-7227

Track and Field

Marlon Brink, Head Coach 375-7507
 Carly Fehringer, Assistant Coach 375-7507

Volleyball

Scott Kneifl, Head Coach 375-7303
 Kim DePew, Assistant Coach 375-7560

TABLE OF CONTENTS

Staff Directory/Table of Contents 1
 Wayne State College 2
 Wayne State College Administration 3
 Wildcat Athletic Facilities 4-5
 Athletic Training Services 6
 Head Coach Jeff Kaminsky 7
 Assistant Coaches 8
 2021-22 Season Outlook 9
 2021-22 Wildcat Roster 10
 Wildcat Player Profiles..... 11-21
 2021 Wildcat Statistics 22
 Northern Sun Intercollegiate Conference 23
 2021 NSIC Statistical Leaders..... 24-25
 2021 NSIC All-Conference Teams 26
 Wildcat Coaching History 27-28
 Wildcat Basketball Records..... 29-33
 All-Time Award Winners 34-36
 Wayne State 100-point games 37
 All-Time WSC Men's Basketball Results 38-51
 WSC All-Time Series History 52
 Past Letterwinners 53-54
 Past NCAA Tournament Teams Inside Back Cover
 2021-22 Team Picture Back Cover

CREDITS: The 2021-22 Wayne State College men's basketball media guide is a publication of the Wayne State College athletic department, under the direction of Sports Information Director Mike Grosz. Additional help provided by graduate assistant Joseph Lovercheck and student assistant Mitchell Hochstein. Photos by Bob Berry and Mike Grosz and front cover designed by Theo Smith.



Wildcat senior forward Ben Dentlinger became the school's career blocked shots leader last season vs. Minnesota State (Jan. 15, 2021). He was presented with a commemorative ball from Wildcat head coach Jeff Kaminsky.



ABOUT WAYNE STATE COLLEGE



Innovative programs. Excellent career preparation. Personal attention. Active campus life. Scenic surroundings.

Founded in 1891 as Nebraska Normal College, Wayne State College, in Wayne, Neb. earned a distinguished reputation as a teachers' college from its early days. We're still a great teachers' college—but so much more!

Innovative Programs

Wayne State's four academic schools—Arts and Humanities, Business and Technology, Education and Counseling, and Natural and Social Sciences—offer a comprehensive selection of courses. You'll find over 150 majors and minors ranging from pre-professional studies to criminal justice to a nationally accredited undergraduate sports management program, and many others in 14 academic departments across campus.

The Rural Health Opportunities Program (RHOP) at Wayne State College provides pre-professional training in medicine, pharmacy and dentistry in cooperation with the University of Nebraska Medical Center. Students who successfully complete the program at WSC are automatically accepted into medical, pharmacy, or dental school at UNMC.

Upper-level education majors at Wayne State have the opportunity to participate in the Northeast Nebraska Teacher Academy (NENTA), the first of its kind in the nation, where WSC students receive classroom experience with participating K-12 schools in the region.

Through WSC WebCat On-line, students can register for class, check on grades and student accounts, from the convenience of their home or residence hall room.

Excellent Career Preparation

Whether students plan to be accountants or wildlife biologists, they receive the preparation they need at Wayne State College. In addition to classes taught by experts in their fields, Wayne State College provides internship and cooperative programs for students in a number of majors. Many regional businesses actively recruit Wayne State students for internships, with many of these internships resulting in full-time employment after graduation.

The WSC Career Services office assists students with career exploration, job preparation skills, interviews, as well as arranging internships and cooperative experiences.



Personal Attention

Students at Wayne State College don't get lost in the crowd. With an average class size of 21 and a student/faculty ratio of 19:1, WSC students get to know their professors and classmates. Eighty percent of Wayne State professors have the highest degree in their field—and most teach first-year as well as upper-level classes. You will find dedicated professors and instructors at Wayne State College where teaching is their life's work and their enthusiasm is contagious.

Wayne State College offers a variety of support services and programs to students. The heart of the WSC campus is the Student Center, where academic and personal support services are located. The Learning Center and Peer Tutoring Program are designed to help all students achieve the highest possible level of success in their studies.

Active Campus Life

With more than 90 clubs and organizations on campus, Wayne State College students have many opportunities to be involved in campus and community life.

Wayne State College has an active Greek life, with Greek Olympics being held at Homecoming each fall, as well as other social and service activities. The Student Activities Board (SAB) plans a variety of special programs each year, bringing musical groups such as Dierks Bentley, Three Doors Down, Terri Clark, Vertical Horizon, Five for Fighting, Goo Goo Dolls, Sawyer Brown, Blackhawk, Firehouse, Jason Aldean, Blake Shelton and others to campus. Comedian Adam Sandler and other national performers have performed on campus.

Wayne State College competes in NCAA Division II, and is a member of the Northern Sun Intercollegiate Conference. Competitive sports include football, volleyball, men's and women's basketball, men's and women's track and field (indoor and outdoor), men's and women's cross country, baseball, softball and women's soccer. Two new sports were added in the 2019-20 school year with the re-instatement of women's golf and beach volleyball.

Scenic Surroundings

You'll feel right at home on Wayne State's beautiful, historic campus located in the northeast Nebraska community of Wayne. The campus combines stately, historic buildings with the newly renovated Willow Bowl, Student Center, Ramsey Theatre, Studio Arts Building and Connell Hall. A new state-of-the-art press box was completed in the summer of 2018 at Bob Cunningham Field while field turf was installed in the summer of 2013 to complete a \$1.3 million athletic renovation. In the last two years, Rice Auditorium has installed a videoboard and new branded playing surface to enhance the Wildcat fan experience.

Wayne State College's seven residence halls provide students with a comfortable, affordable and convenient place to live with easy access to the entire campus community. Each hall has lounges and recreation areas, laundry facilities, mail service, academic tutors and study areas.





WAYNE STATE ADMINISTRATION



Dr. Marysz Rames President

Dr. Marysz Rames was appointed the 13th president of Wayne State College by the Nebraska State College System Board of Trustees on June 18, 2015. She came to Wayne State from Dakota State University in Madison, S.D., where she had served as interim president since Aug. 15, 2014.

Rames earned her education doctorate in adult and higher education in 1997 from the University of South Dakota in Vermillion. She earned her bachelor of science degree in business administration and communication studies, with a minor in economics, in 1982, and her master's degree in educational administration in 1986, from University of Northern Colorado in Greeley, Colorado.

She spent one year (2014-15) as interim president at Dakota State University (DSU) in Madison, South Dakota. During this time she was instrumental in promoting a strong shared governance system, finalizing the university's five-year strategic plan, revitalizing the university's Foundation and actively raising funds to increase scholarships. Rames also worked with the legislature and others in several major new construction and renovation projects.

Prior to her interim appointment, Rames served as the vice president for student affairs from 2000 until June 2015 at South Dakota State University (SDSU) in Brookings. As the senior student affairs officer, Rames oversaw numerous university divisions and initiatives, including, but not limited to, enrollment management, student success, strategic planning, fundraising/fiscal management, diversity and inclusion, collaborative partnerships, leadership development, and increasing efficiency and effectiveness for students.

Rames served as an assistant professor of education at SDSU, teaching courses in administration and leadership in student affairs; serving on master's and doctoral students' graduate committees; and conducting research in financial trends in higher education, student retention and completion, and affordability and access to higher education. Rames also served as the interim associate vice president of student affairs (1997-1999) and the interim director for diversity enhancement (1999) at SDSU.

Prior to her arrival at SDSU, Rames worked at Aims Community College in Greeley, Colo., and the University of Wyoming in Laramie. Her scholarly presentations include topics such as student services, retention efforts, and working with today's college students.

Rames and her husband, Steve, have two children - Matthew and Jessica.



Mike Powicki Director of Athletics

Mike Powicki is in his 10th year (2021-22) as Athletic Director at Wayne State College. Powicki began his duties at Wayne State College on July 23, 2012 and has been instrumental in improvements to athletic facilities and staffing during his first eight years at the institution.

Over the past nine years at WSC, over \$9 million has been invested in facility improvements, staffing and operations enhancements.

Wildcat student-athletes continued to excel in the classroom during the 2020-21 school year. All 15 sports at Wayne State posted a cumulative grade point average over 3.00 during the COVID-19 pandemic. WSC had 244 Presidential Scholar Athletes and 139 NSIC All-Academic selections with 54 student-athletes posting a perfect 4.00 GPA in either the 2020 spring and/or fall semester. Wildcat athletics also recorded an all-time high 16 seniors who received the NSIC Myles Brand All-Academic With Distinction Award and for a 16th straight season Wayne State athletics had an Academic All-American (Erin Norling - Women's Basketball).

Powicki was instrumental in the addition of two sports to Wayne State athletics in 2019-20 with the addition of beach volleyball and the re-instatement of the women's golf program. He also orchestrated the renovation of the former natatorium into the Indoor Athletic Complex that will benefit all Wildcat athletic programs. Powicki also helped orchestrate the largest single scholarship gift in the history of Wayne State as the Gardner Foundation announced on October 3, 2019 a \$1.8 million gift to the school. Included

in the gift was a one-time donation of \$300,000 toward the Indoor Athletic Complex along with \$150,000 toward athletic operations and \$925,000 toward athletic scholarships to WSC.

Wildcat student-athletes continued to excel in the classroom during the 2019-20 school year. 11 of the 13 sports at Wayne State posting a cumulative grade point average over 3.00. WSC had 212 Presidential Scholar Athletes and 142 NSIC All-Academic selections with 47 student-athletes posting a perfect 4.00 GPA in either the 2019 spring and/or fall semester. Wildcat athletics also produced an all-time high six Academic All-Americans in the 2019-20 school year and had one NSIC Elite 18 Award winner (Aaron Ras was a repeat selection in baseball).

In the summer of 2019, Rice Auditorium benefitted with the addition of several upgrades that included new (hanging) baskets, hallway graphics of current and past Wildcat athletes to enhance the look of Rice Auditorium and a newly designed floor/playing surface.

The Bob Cunningham Field Press Box Replacement project covering \$3.9 million was done in 2018. The project increased the amount of work space for media and staff working home events at Cunningham Field. The new facility also provides universal space on the lower level that will give WSC athletics an opportunity to host special events and create additional revenue through corporate sponsorships and donor stewardship.

In the fall of 2018 new Daktronics video scoreboards and a sound system totaling over \$200,000 were installed in Rice Auditorium to enhance the game day experience for Wildcat fans and student-athletes.

The first major athletic project that was completed under the guidance of Powicki was the Bob Cunningham Field/Memorial Stadium Renovation project. The project began in May, 2013 and was highlighted by installation of artificial turf, ornamental fencing, press box graphics and new goal posts. The \$1.6 million project also included the widening, lengthening and re-sodding of the Wildcat Soccer Pitch, along with installing new irrigation, facility fencing, scoreboard and making the facility ADA accessible. The Dr. LeRoy Simpson Track at Memorial Stadium was re-surfaced and painted in the summer of 2014 as the final phase of the project.

Powicki currently serves on the NCAA Division II Athletic Directors Association Board, NCAA Division II Central Regional Advisory Committee for baseball and is on the Northern Sun Conference Hall of Fame Committee. He also serves locally as the Wayne Kiwanis Board President, Vice President of the Wayne Area Economic Development Board of Directors and Revitalize Wayne Committee.

Powicki currently serves on the NCAA Division II Athletic Directors Association Board, NCAA Central Regional Advisory Committee for baseball and is on the Northern Sun Conference Hall of Fame Committee. He also serves locally as the Wayne Kiwanis Board President along with the Wayne Area Economic Development Board of Directors and Revitalize Wayne Committees.

Prior to arriving at Wayne State, Powicki served as Assistant Athletic Director at Minnesota State University in Mankato, Minnesota. He was the Assistant Athletic Director for Marketing and Corporate Partnerships from 2008-10 and was promoted to Assistant Director of Athletics for Development and Strategic Partnerships in 2010 where he served in that role until July 2012 when he arrived at Wayne State.

While at MSU, Powicki successfully developed and executed the athletics department revenue generation plan, responsible for generating \$1.7 million annually. Powicki managed all fundraising, development and marketing operations while overseeing the athletic department marketing/fundraising staff. Powicki also served as the athletic department's senior development officer functioning as a liaison to the MSU Foundation and the Vice President for Advancement, focusing on major gifts and special projects.

Powicki also served as Associate Athletic Director for External Affairs at Upper Iowa University from 2004-2008 where he was a part of the Peacocks transition from NCAA Division III to NCAA Division II status and into the Northern Sun Intercollegiate Conference. While at Upper Iowa, Powicki monitored all team operations, recruiting and fundraising budgets. Powicki oversaw the UIU Recreation and Fitness Center staff, budget and overall operation.

In his time at Upper Iowa he created and sold athletic corporate sponsorship opportunities, supervised and coordinated all athletic department fundraising activities, developed and implemented the Peacock Club for donors and successfully completed the "Road to Glory" athletic facility capital improvement project. He also served as tournament director for various national and regional NCAA Division II Championship events.

During his tenure at UIU, Powicki served as an adjunct professor for the Exercise and Sports Studies within the Department of Education. Powicki obtained his bachelor degree from the University of Iowa in exercise science in and earned his masters degree in exercise and sport science/sport administration from Wisconsin-La Crosse.

Mike has two daughters - Faith and Elle (pronounced L) - and resides in Wayne.



WAYNE STATE FACILITIES



Memorial Stadium / Bob Cunningham Field

Memorial Stadium has been “Home of the Wildcats” since 1931 when the college purchased 11 acres of land for athletic fields. The grandstand was constructed in 1933. The stadium was officially designated Memorial Stadium following World War II in honor of the Wayne State students who served in the war. Bob Cunningham Field was named in 1993 for the WSC three-sport Hall of Fame standout (1936-39).

The press box underwent a complete renovation with replacement done in 2018. The new structure is 5,220 square feet and includes an elevator along with club level for corporate events.

The main stadium has seating for 2,500 fans while the bleachers on the east side of the field can seat an additional 750 fans. During the summer of 2013, Cunningham Field underwent a renovation with synthetic field turf replacing the grass surface.



Recreation Center

The Wayne State College Recreation Center opened in 1987 and is the college’s main facility for student recreation and selected athletic activities.

The main area in the Recreation Center provides a state-of-the-art six-lane running track and three full-size courts for basketball, volleyball, tennis and badminton. Racquetball, weight training, aerobics, gymnastics, wrestling and sauna facilities are all available to WSC students, faculty and staff as well as residents of the Wayne community.

The Recreation Center also houses locker rooms for Wildcat athletic teams and offices for the WSC athletic department.






WAYNE STATE FACILITIES



Rice Auditorium



Rice Auditorium serves as the home for the Wildcat volleyball squad as well as men's and women's basketball teams. Recent upgrades to the arena include: new baskets and rebranded playing surface in 2019, a new scoreboard, videoboard and sound system in the fall of 2018 and new lights in 2011.

The gymnasium area seats approximately 2,500 for basketball games and volleyball matches. Named for John D. Rice, Wayne State College president from 1951-56, Rice Auditorium was the site of the 1999 NCAA Division II North Central Regional Men's Basketball Championships, the 2006 NSIC Red Baron Women's Basketball Classic and the 2012 NCAA Division II Central Regional Women's Basketball Championships.

Wildcat Strength/Conditioning Center

Recognizing the importance of first-class facilities for their student athletes, the Wayne State College athletic department completed a state-of-the-art renovation to its athletic facilities in the fall of 2008, building a new weight room at Memorial Stadium.

All Wayne State student athletes have utilized the benefits of new weight room equipment that features 18 platforms and racks, dumbbells and selectorized machines. The facility allows 72 student athletes to work out at the same time.

The project has enhanced Wayne State's ability to attract high quality student athletes and provide current team members the resources necessary to compete at the NCAA Division II level.



Pete Chapman Baseball & Softball Complex

The baseball and softball complex opened in the spring of 1996. Located north of Memorial Stadium, the complex provides a picturesque setting for baseball and softball games. The baseball field received a face lift in the summer of 2004 with the additions of locker rooms, rest rooms, a concession stand and a press box.

A new wood fence was installed on the baseball field prior to the start of the 2005 season. In the spring of 2006, the facility was named the Pete Chapman Baseball/Softball Complex in honor of the late athletic director/football coach and his contributions to the Wildcat athletic department. In the fall of 2006, construction began on a locker room/press box on the softball



field and a new 10-inning electronic scoreboard was installed at the baseball field in the spring of 2007. In the summer of 2009, a new wood fence was installed in the outfield making the Pete Chapman Softball Complex one of the best in the Central Region.

WSC Soccer Complex

Located east of Memorial Stadium and adjacent to the baseball field, the WSC soccer field made its debut in the fall of 1997, in time for the inaugural Wildcat soccer season. In 2013, the WSC Soccer Complex received a face lift with a new scoreboard, widening of the playing surface with new grass surface and fencing.



ATHLETIC TRAINING SERVICES



Muffin Morris *Head Athletic Trainer*



Dr. Muffin Morris is in her 14th year (2021-22) at Wayne State College as the Head Athletic Trainer. She oversees athletic training for all 15 sports at Wayne State College and is the head athletic trainer for football and men's basketball.

She also serves as an advisor to the WSC Student Athlete Advisory Committee and worked three years (2013-16) as senior women's administrator.

Prior to arriving at Wayne State, Morris worked four years at the University of South Dakota. She served as a graduate assistant athletic trainer and worked with football, swimming/diving, track and field/cross country and volleyball programs with the Coyotes.

Morris, a native of Chariton, Iowa, earned her bachelor's degree from Buena Vista University in athletic training in 2004. She received her master's degree from the University of South Dakota in 2006 in health, physical education and recreation and obtained her doctorate degree in adult/higher education from the University of South Dakota on July 31, 2008.

Morris resides in Wayne.

2021-22 WSC athletic training staff members

Left to Right - Brad Kaufer (Assistant Athletic Trainer), Amaris McLendon (Graduate Assistant Athletic Trainer), Alyssa Finke (Assistant Athletic Trainer), Muffin Morris (Head Athletic Trainer) and Julian Fernandez Hodge (Graduate Assistant Athletic Trainer).



Wildcat Sports Medicine Center

The Wildcat Sports Medicine Center, which opened December 1, 2005, is a 4,000 square foot state-of-the-art facility. The center is located next to the Wayne State College Recreation Center and serves as the hub for therapy and athletic training services.

Dedicated to quality care, the Wildcat Sports Medicine Center provides the finest in sports rehabilitation, physical therapy and athletic training services to Wayne State College student-athletes, campus community.

The Wildcat Sports Medicine Center represents excellence - a total commitment by Wayne State College to the health of its' students and student athletes.

Dr. Joseph Carreau *Board Eligible Orthopaedic Surgeon*



Dr. Joseph Carreau joined CNOS in 2016 after completing fellowship in Orthopaedic Sports Medicine at the University of Iowa. He is originally from Colorado where he attended Colorado State University for his undergraduate education. Thereafter, he pursued medical school at Creighton University in Omaha, Nebraska and in 2005 traveled to San Diego to complete his orthopaedic surgery residency at the University of California, San Diego. There he received extensive training

in adult and pediatric trauma and joint replacement surgery. He developed a special interest in advanced arthroscopy and the treatment of athletic injuries, thus chose to pursue fellowship training in Sports Medicine through the University of Iowa.

At the University of Iowa, Dr. Carreau was trained by national leaders in the practice of advanced arthroscopic techniques, cartilage transplantation, shoulder instability, patellofemoral problems, ligamentous injury of the knee and shoulder replacement surgery. He also received extensive training in the treatment of all athletes at the University of Iowa and was assistant team physician to the Hawkeye Football Team during their historic 2015 season.

Carreau currently serves as Orthopaedic team physician to the Wayne State Wildcats and assists with multiple local high schools. Dr. Carreau has published papers on various orthopaedic topics and is a member of the American Academy of Orthopaedic Surgery, the American Orthopaedic Society for Sports Medicine and the Arthroscopy Association of North America. Dr. Carreau and his wife have four children. He is an avid fisherman and enjoys the outdoors.

Dr. Michael Nguyen *Team Orthopedist*



Dr. Michael Nguyen joined CNOS as a Primary Care Sports Medicine Physician after completing his fellowship training in Sports Medicine at Morristown Medical Center in Morristown, N.J. He initially trained in family medicine in Waterloo, Iowa through the University of Iowa. He earned his medical degree as well as his MS in Hyperbaric Medicine from Saba University School of Medicine in Saba, Netherland-Antilles. Dr. Nguyen also earned a MS in Health Sciences Research from Texas State University at San Marcos.

Utilizing his specialized training, Dr. Nguyen will focus on treating patients with orthopaedic injuries and conditions. His expertise includes treating sports medicine issues, concussions, osteoporosis and other musculoskeletal injuries using a comprehensive approach. Prior to joining CNOS Dr. Nguyen practiced at Atlantic Sports Health in Morristown, N.J. During his fellowship in N.J., Dr. Nguyen cared for athletes of all ages, both amateur and elite. He helped cover the N.Y. Jets football team, mixed martial arts events, as well as major triathlons and marathons in the tri-state area. He worked as an ER physician at Grundy Memorial Hospital in Grundy Center, Iowa and Waverly Health Center in Waverly, Iowa as well as several other towns across the state.





HEAD COACH JEFF KAMINSKY



Jeff Kaminsky is in his sixth season (2021-22) as Head Men's Basketball Coach at Wayne State College. He increased the win total of the Wildcats in his first three seasons at the school and has records of 66-75 overall and 48-54 in NSIC games. In 34 years as a head coach, Kaminsky's overall record is 518-442.

In the COVID-shortened 2021 season, Kaminsky coached the Wildcats to a second NSIC South Division title in three seasons, going 11-7 overall and 10-4 in the NSIC South Division. He also



led the Wildcats to the NCAA Division II National Tournament for the first time in 21 years as WSC fell to MSU Moorhead in the opening round of the NCAA Central Regional in Aberdeen, South Dakota. Kaminsky was named NSIC South Division Coach of the Year following the successful season for the Wildcats. Junior center Jordan Janssen was named NSIC South Division Player of the Year and NABC First Team All-Central Region while Justin Eagins collected NSIC South Division Freshman of the Year honors.

Wayne State was 10-22 overall and 7-15 in the NSIC South Division in the 2019-20 season. Kaminsky recorded his 500th career victory

on November 22, 2019 with a 73-63 win over Central Missouri. Sophomore center Jordan Janssen collected All-NSIC Second Team honors after averaging 16.9 points and 10.1 rebounds with 17 double-doubles during the season.

Under Kaminsky in 2018-19 the Wildcats posted a 21-10 record and earned a share of the NSIC South Division title with a 14-8 league mark. It was the first 20-win season for the Wildcat program since 1999-2000 and was just the second winning season at WSC in the last 10 years. WSC received its first regional ranking in nearly 20 years and the team's nine game win streak at the beginning of the season was the longest since Greg McDermott's final campaign in Wayne (1999-2000).

The 2018-19 Wildcats led the NSIC for a second straight season under Kaminsky in most turnovers created (13.8) while also topping the league in turnover margin (+3.45), steals per game (7.3) and 3-point field goal percentage defense (.337). WSC had three players earn All NSIC Honors - Kendall Jacks (First Team), Trevin Joseph (Second Team) and Vance Janssen (Honorable Mention).

The Wildcats were 14-17 and 9-13 in league play during the 2017-18 campaign. It was a four win improvement over his first season on the Wildcats sidelines. WSC ranked first in the NSIC in turnovers created (13.5) and was third in the league in turnover margin at +2.52. The Wildcats also improved in scoring defense allowing 2.3 points per game fewer than the previous season to rank sixth in the league.



Under Kaminsky in 2016-17, the Wildcats posted a 10-19 overall record and 8-14 mark in the NSIC South Division in his first season as head coach. WSC doubled its win total from the previous season (5-24), starting the year with a road win at Missouri Western 70-57 that snapped a 17-game road losing streak dating back to January 31, 2015. The Wildcats ended the year with six road wins, one more than the previous three years combined.

WSC also made substantial improvements defensively in 2016-17 under Kaminsky as the Wildcats allowed nearly 10 fewer points than the previous season. The 'Cats ranked sixth in the league allowing 75.8 points per game after inheriting a team that was 16th the previous year while allowing 85.1 points a contest. Wayne State also ranked first in the league in turnover margin (+3.07) averaging only 10.8 turnovers a game while creating a league-high 13.9 a contest.

When hired at WSC, Kaminsky brought 29 years of collegiate head coaching experience and over 450 career wins to the Wildcat program. Kaminsky served 11 seasons as the head coach at Valley City State University in North Dakota before coming to Wayne, compiling a 183-144 record that included five 20-win seasons in his last nine years at the school. His 2015-16 team recorded a 22-11 record and advanced to the second round of the NAIA Division II National Tournament while finishing the season ranked #21 in the final NAIA Division II Top 25 Coaches Poll.

Kaminsky's 2012-13 team posted a 23-7 record at Valley City State while advancing to the NAIA National Tournament for the first time since 1987.

Kaminsky also served 11 years (1994-2005) as head coach at Wisconsin-Superior where he also served as the interim athletic director overseeing 16 sports from 2000-2004.

His first collegiate head coaching job was at Mid State Technical College in Wisconsin where Kaminsky spent seven years as head coach, accumulating a 153-70 record with three consecutive Wisconsin Junior College State Championships.

Kaminsky began his coaching career as a graduate assistant at Division I Kent State in the 1985-86 season, helping the Golden Flashes to a 19-10 record and second place finish in the Mid American Conference.

Kaminsky graduated from Grand Valley State University in Michigan where he was voted GLIAC Scholar Athlete of the Year and Defensive Player of the Year as a senior helping GVSU to a 21-7 record and Sweet 16 appearance in the NCAA Division II Tournament. He began his collegiate career at College of DuPage in Illinois where he was a Junior College Honorable Mention All-American in the 1982-83 season helping his team to a 28-4 record.

Kaminsky obtained his bachelor degree from Grand Valley State in psychology and earned his master's degree from Kent State University in sport psychology.

Jeff Kaminsky Coaching File

- Wayne State (2016-present)**
66-75
- Valley City State (N.D.) (2005-16)**
183-144
- Wisconsin-Superior (1994-2005)**
116-153
- Mid-State Technical College (1987-94)**
153-70
- Overall record (34 years)**
518-442



ASSISTANT COACHES



Nathan Stover **Assistant Men's Basketball Coach**



Nathan Stover enters his sixth year (2021-22) as Assistant Men's Basketball Coach for Wayne State College.

Stover helped coach the Wildcats to a second NSIC South Division title in three years last season, posting an 11-7 record and 10-4 mark in the NSIC South Division. WSC earned the #4 seed to the NCAA Central Regional, marking the first time in 21 years that the Wildcats qualified for the NCAA Division II Men's Basketball National Tournament.

The Wildcats improved their season win total for three straight seasons under Stover as WSC finished 21-10 overall in 2018-19 and won a share of the NSIC South Division regular season title with a 14-8 league mark. Wayne State led the NSIC in turnovers created for a second straight season (13.8) and also topped the league in turnover margin (+3.45) and steals per game (7.3).

Stover helped the Wildcats to a four game improvement in the 2017-18 season as WSC finished 14-17 and 9-13 in the NSIC. The Wildcats lowered their scoring defensive average by another 2.3 points compared to the previous season and created a league high 13.5 turnovers per game.

In his first season (2016-17) at Wayne State, Stover helped the Wildcats double its win total from the previous season, going 10-19 after inheriting a team that was 5-24. Under Stover, the Wildcat defense improved 10 spots in the NSIC going from 16th at 85.1 points a game in 2015-16 to sixth at 75.8 points per contest in the 2016-17 campaign.

Stover came to Wayne State after serving the last 11 years as assistant coach at Valley City State University in North Dakota where he also worked as the intramural director at VCSU. Stover helped turn around a Viking basketball program, recording five 20-win seasons in nine years to go with two NAIA national tournament appearances while posting a 183-144 overall record.

Stover helped coach the Vikings to a 22-11 record and a share of the North Star Athletic Association regular season title. Valley City State also advanced to the second round of the NAIA national tournament and finished the season ranked #21 in the final NAIA Division II Top 25 Coaches Poll. VCSU also advanced to the NAIA national tournament in the 2012-13 season under Stover with a 23-7 mark.

Prior to arriving at Valley City State, Stover spent four years in the high school coaching ranks serving three seasons (2002-05) as the head boys basketball coach at Jamestown High School in North Dakota. He was also the head girls and head boys basketball coach at Harvey High School in North Dakota during the 2001-02 year.

Stover got his start in collegiate coaching as a student assistant coach at North Dakota State working under Tom Billeter and Ray Giacoletti. He was later moved up to graduate assistant coach from 1999-2001 and worked under Greg McDermott (former WSC head coach and current Creighton head coach) and Ben Jacobson (head coach at Northern Iowa).

Stover graduated from Valley City State University in 1999 with a bachelor of science degree in elementary education and obtained his master's degree in sport management from North Dakota State in 2006.

Nathan and his wife, Kristin, have two children - a daughter Kayleigh (6 1/2) and son Ethan (3).

Tanner Cooke **Coaching Assistant**



Tanner Cooke enters his seventh season (2021-22) as the Men's Basketball Coaching Assistant with Wayne State College. He worked his first two years as a volunteer coach on the Wildcat bench. His duties include handling travel arrangements and assisting with on and off campus recruiting, scouting reports and academic duties.

Cooke has helped coach the Wildcats to a pair of NSIC South Division titles in the last three seasons along with the teams' first trip to the NCAA Division II National Tournament in 21 years during the 2021 season with an 11-7 record.

Cooke is a graduate of the University of Dubuque where he played on the Spartan men's basketball team for four seasons. He was a member of two Iowa Conference Tournament teams that advanced to the NCAA Division III Tournament and during his four years with the Spartans the team won a school record 83 games (83-27).

Cooke graduated from the University of Dubuque in May, 2015 with a degree in exercise science and a minor in coaching. The Cedar Falls, Iowa native (graduate of Northern University HS), obtained a master's degree in organizational management at Wayne State College in May, 2017.



Wildcat Coaching Staff: Left to Right - Zach Helms, Tanner Cooke, Jeff Kamin-sky, Nathan Stover and Rusty Parker.



2021-22 WILDCAT OUTLOOK



Wayne State returns a wealth of talent from last year's team that captured the NSIC South Division title for the second time in three seasons and advanced to the NCAA Division II National Tournament for the first time in 21 years in the COVID-shortened 2021 season.

Sixth year head coach Jeff Kaminsky returns all five starters from last season's club that was 11-7 and first place in the NSIC South Division at 10-4 after being picked to finish last in the division in the preseason coaches poll to start the season. Seven of Wayne State's 11 wins last season came on the road as the Wildcats were 7-1 away from Rice Auditorium and just 3-5 at home while going 1-1 on a neutral court.



"Compared to last season when we had nine new players, this year we return a more experienced roster with all five returning starters, 13 returning players along with two talented freshmen," stated Kaminsky, who is 66-75 overall and 48-54 in NSIC games in five years as Wildcat head coach.

Headlining the list of returners in junior forward Jordan Jansen, last year's NSIC South Division Player of the Year and NABC All-Central Region First Team selection, who averaged 16 points and 9.8 rebounds per game last season with 10 double-doubles while shooting 52.3 percent from the field.

The Lincoln East graduate ranked third in the NSIC last season in rebounding, sixth in field goal percentage, tied for sixth in blocked shots per game, 11th in assists and 12th in scoring.

"Jordan is the returning NSIC South Division Player of the Year," commented Coach Kaminsky. "We are blessed to have Jordan in our program. He is a great leader, tremendous teammate to our entire roster, and competes as hard as anyone we have ever had in our program. Jordan is even more successful off the court with how well he represents our program and he achieves at a high level in the classroom."



Junior guard Nate Mohr, All-NSIC Second Team last season, returns with 12.7 points per game and a team-high 40 3-pointers. Alec Milender, an NSIC Honorable Mention choice one year ago, averaged 10.8 points a game in his first season as a collegiate player while shooting 90 percent (45-50) from the free throw line.



The 'Cats also return one of the top shot blockers in the NSIC, 6-7 senior forward Ben Dentlinger, who was fourth in the league last season at 1.9 blocks a game. Dentlinger also averaged 6.4 points and 3.3 rebounds per game while shooting 54.9 percent from the field while starting 12 of 18 games.

WSC also brings back the Freshman of the Year in the NSIC, Justin Eagins (8.9 ppg) and starting point guard Jay Saunders, who produced 6.9 points a game with a team-high 22 steals as a true freshman last season. Another freshman who had a strong first season in college was forward Cody McCullough, who accounted for 5.0 points and 5.6 rebounds per contest.

Junior guard Nate Thayer played all 18 games last season (2.3 ppg/1.8 rpg) and freshman forward Zach LaFave (2.0 ppg/0.8 rpg in 14 games) are expected to contribute more this season off the Wildcat bench.

Other returners for the Wildcats include 6-4 freshman guard Sean Stokes, 6-1 freshman guard Karter Lein, 6-3 freshman guard Shea Sweetland and 6-6 freshman forward Noah Erickson.

Wayne State was picked to finish second overall and tied for first in the NSIC South Division with Minnesota State in the Preseason Men's Basketball Coaches Poll released October 28th. The Wildcats received 195 points and two first-place votes in the coaches poll, trailing only MSU Moorhead, who topped WSC 84-72 last season in the NCAA Central Region Tournament at Aberdeen, South Dakota.



"Strengths of our team will be our depth and versatility on the defense end and balanced scoring on the offensive end," added Coach Kaminsky. "We have a roster full of great teammates who compete everyday and are a privilege to coach."

Wayne State opens the 2021-22 season on Friday, November 12th at the GAC-NSIC Challenge in Shawnee, Oklahoma facing Oklahoma Baptist, an NCAA Division II tournament qualifier from last season.

The Wildcats have scheduled 15 home games in the friendly confines of Rice Auditorium starting with a non-conference game vs. Bellevue University on November 16th.



2021-22 WILDCAT ROSTER



NO.	NAME	POS.	HT.	YR.	HOMETOWN (HIGH SCHOOL/COLLEGE)
1	Alec Millender	G	6-2	Fr.	Chicago, Ill. (Saint Rita of Cascia HS)
2	Sean Stokes	G	6-4	Fr.	Bensalem, Pa. (Conwell-Egan Catholic HS)
3	Karter Lein	G	6-1	Fr.	Carroll, Iowa (Carroll HS)
4	Ryan Blum	G	6-4	Fr.	Glenwood, Iowa (Glenwood HS)
11	Nate Thayer	G	6-3	Jr.	Springfield, Neb. (Platteview HS)
12	Jay Saunders	G	5-11	Fr.	Omaha, Neb. (Omaha South HS)
13	Nate Mohr	G	6-2	Jr.	Glenwood, Iowa (Glenwood HS)
15	Shea Sweetland	G	6-2	Fr.	Wayne, Neb. (Wayne HS)
20	Benjamin Dentlinger	F	6-7	Sr.	New London, Iowa (New London HS)
22	Noah Erickson	F	6-6	Fr.	Omaha, Neb. (Millard North HS)
23	Justin Eagins	G	6-3	R-Fr.	Downers Grove, Ill. (Downers Grove South HS)
30	Zach LaFave	F	6-5	Fr.	Elkhorn, Neb. (Elkhorn South HS)
32	Jordan Janssen	F	6-7	Jr.	Lincoln, Neb. (Lincoln East HS)
35	Cody McCullough	C	6-8	Fr.	Ankeny, Iowa (Ankeny Centennial HS)

Head Coach: Jeff Kaminsky (6th season at WSC)

Assistant Coach: Nathan Stover (6th season at WSC)

Coaching Assistant: Tanner Cooke (7th season at WSC)

Student Assistant Coach: Zach Helms (4th season at WSC)

Volunteer Assistant Coach: Rusty Parker (1st season at WSC)

Strength Coach: Dakota Coon (3rd season at WSC)





NSIC PLAYER TO WATCH



Jordan Janssen
 6-7, Junior
 Forward
 Lincoln,
 Nebraska
 (Lincoln East HS)



2020-21: Voted NSIC South Division Player of the Year, First Team All-NSIC South Division and NABC Division II All-Central Region First Team after helping the Wildcats win the NSIC South Division title... averaged 16.0 points and 9.8 rebounds per game with 10 double-doubles that ranked fourth in NCAA Division II...ranked third in the NSIC in rebounding, sixth in field goal percentage (.523), tied for sixth in blocked shots per game (1.4), tied for 11th in assists per game (3.3) and 12th in scoring... shot 52.3 percent (116-222) from the field and 64.4 percent at the free throw line (56-87)...named NSIC South Division Player of the Week three times during the regular season and scored double figures in all but one game with four games with 20 or more points... had career high 29 points with 14 rebounds vs Minnesota State (1/16/21) and followed that game with 23 points and a season best 16 rebounds vs Upper Iowa (1/22/21)... had career high five blocked shots vs Upper Iowa (1/23/21)... repeat selection to the NSIC Winter All-Academic Team.

2019-20: Named All-NSIC Second Team after ranking in the top 10 in the NSIC in seven statistical categories...started all 32 games at forward and averaged 16.9 points and 10.1 rebounds per game with 17 double-doubles... ranked second in the NSIC in rebounding, sixth in blocked shots (1.3), eighth in field goal percentage (.508), tied for eighth in assists per game (3.8), ninth in assist/turnover ratio (1.5) and tied for ninth in steals per game (1.2)...shot 50.8 percent (196-386) from the field and 71.8 percent (150-209) at the free throw line...named NSIC South Division Player of the Week twice during the season (11/25/19 and 12/9/19), becoming first Wildcat since Amry Shelby in November, 2012 to be selected NSIC Player of the Week...scored double figures in all but one game and had 10 or more rebounds in 18 contests... had season-high 28 points with 14 rebounds vs. Winona State (12/7/19) and had 17 points and career-high 21 rebounds the night before vs. Upper Iowa... accounted for 15 points and 18 rebounds (11 offensive) vs. Minnesota State (2/15/20)...42 blocked shots during the season were second-most in a single season by a Wildcat player...named to the NSIC Winter All-Academic Team.


2018-19: Started all 31 games at center during standout freshman season, averaging 11.7 points and 8.4 rebounds per game...had 10 double-doubles and led the NSIC in offensive rebounds per game (3.2), second in rebounding, tied for fourth in field goal percentage (.578), ninth in blocked shots (1.1), free throw percentage (.825) and tied for ninth in steals (1.2)...scored season high 20 points on 10-14 shooting vs. St. Cloud State (2/8/19)...had 18 points with career best 17 rebounds in 86-77 win over Southwest Minnesota State (2/22/19)...scored 14 points with 16 rebounds and a season high four blocked shots vs. Nebraska Christian (11/15/18)...named WSC Freshman Male Athlete of the Year.

High School: Graduate of Lincoln East High School...three year starter in basketball...averaged 15.2 points and 9.3 rebounds per game to help Lincoln East to 24-2 record and Class A State Tournament...named Class A Second Team All-State by Omaha World Herald and Third Team Super State from Lincoln Journal Star during senior season...accounted for 14.1 points and 8.1 rebounds per game as a junior, receiving All-City and All-Heartland Athletic Conference honors...averaged 11.1 points and 4.8 rebounds per game as a sophomore, earning honorable mention All-State, All-City and All-Conference honors.

Personal: Son of Dana and Cindy Janssen...born September 6, 1999...majoring in finance and economics.

JORDAN JANSSEN CAREER HIGHS

Points	29 vs. Minnesota State	1/16/21
FG Made	12 vs. Minnesota State	1/16/21
FG Attempts	19 vs. Minnesota State	1/16/21
FT Made	12 vs. Central Missouri	11/22/19
FT Attempts	17 vs. Central Missouri	11/22/19
Rebounds	21 vs. Upper Iowa	12/6/19
Assists	9 at Concordia-St. Paul	1/25/20
Steals	4 (twice) last vs. University of Mary	1/31/20
Blocked Shots	5 (3 times) last vs. Upper Iowa	1/23/21
Minutes	40 vs. Concordia-St. Paul	2/14/20



CAREER STATISTICS - JORDAN JANSSEN

YEAR	G/GS	MIN/AVG	Total			Rebounds			PTS/AVG	AST	BLK	STL			
			FG/A	PCT	FT/A	PCT	OFF	DEF					REB		
2018-19	31-31	856/27.6	134-232	.578	94-114	.825	100	159	259	8.4	362	11.7	42	34	37
2019-20	32-32	999/31.2	196-386	.508	150-209	.718	98	224	322	10.1	542	16.9	120	42	37
2020-21	18-18	521/28.9	116-222	.523	56-87	.664	47	129	176	9.8	288	16.0	60	25	13
Totals	81-81	2,376/29.3	446-840	.531	300-410	.732	245	512	757	9.3	1192	14.7	222	101	87



2021-22 WILDCAT SENIORS



Ben Dentlinger

6-7, Senior

Forward

New London,

Iowa

(New London HS)



2020-21: Started 12 of 18 games played during senior season, averaging 6.4 points and 3.3 rebounds per game...led WSC and ranked fourth in the NSIC in blocked shots per game at 1.9 and is all-time blocked shots leader at WSC with 127...had two games scoring in double figures highlighted by season high 16 at Augustana (2/21/21) and 14 vs. MSU Moorhead (3/13/21) in NCAA Central Regional game...had at least one block in 14 of 18 games, matching career high with five blocks at Southwest Minnesota State (2/12/21)...grabbed season high eight rebounds at Concordia-St. Paul (1/8/21)...named to the NSIC Winter All-Academic Team for a third straight season.

2019-20: Saw action in all 32 games with 23 starts at forward, averaging 6.8 points and 5.4 rebounds per game...ranked eighth in the NSIC in blocked shots per game (1.3) and had seven games of 10 or more points...scored career high 18 points with eight rebounds on 8-12 shooting at Winona State (1/10/20)...grabbed career high 13 rebounds vs. MSU Moorhead (1/17/20)...had eight points and 10 rebounds vs. Minnesota State (2/15/20)...credited with season high four blocks vs. Concordia (Neb.) on 11/19/19...repeat selection to the NSIC Winter All-Academic Team.

2018-19: Played in 29 games as a reserve forward averaging 2.9 points and 3.3 rebounds per game...shot 58.1% from the field (36-62) and set a new single season school record with 47 blocked shots...scored season high seven points in three games - vs. St. Cloud State in NSIC Tournament Quarterfinal (3/3/19), at University of Mary (2/1/19) and vs. Winona State (1/11/19)...had four points, five blocked shots and seven rebounds vs. University of Mary in NSIC tournament opener (2/27/19)...had five blocks with six rebounds vs. Nebraska Kearney (11/27/18)...selected to the NSIC Winter All Academic Team.

2017-18: Appeared in 21 games as a reserve guard, averaging 1.9 points and 1.9 rebounds per game...shot 46.2 percent (18-39) from the field...scored a season high eight points on two separate occasions against Nebraska Christian (12/5/17) with five rebounds and vs. Mount Marty (12/11/17)...matched season high five rebounds against Minnesota State (12/1/17).

High School: Graduate of New London High School in Iowa...three year starter and letter winner in basketball...missed part of senior season due to injury and still averaged 15.1 points, 10.8 rebounds and 4.3 blocks in 12 games during season...helped team to 21-4 record and Class 1A state tournament berth...as a junior recorded 15.6 points, 9.1 rebounds and 4.0 blocks per game to earn First Team All-Southeast Iowa Super Conference honors...was a Second Team All-Conference Selection as a sophomore averaging 12 points per game...received Distinguished Academic Achievement Award from IHSA as a sophomore and junior.

Personal: Son of Lee and Sharon Dentlinger...born May 13, 1998...majoring in pre-vet.

BEN DENTLINGER CAREER HIGHS

Points	18 at Winona State	1/10/20
FG Made	8 at Winona State	1/10/20
FG Attempts	13 vs. Minnesota State	2/15/20
FT Made	5 at Minnesota Crookston	12/14/19
FT Attempts	6 (5 times) last vs. MSU Moorhead	3/13/21
Rebounds	13 vs. MSU Moorhead	1/17/20
Assists	4 at Concordia-St. Paul	1/25/20
Steals	2 (8 times) last vs. Augustana	2/21/21
Blocked Shots	5 (3 times) last vs. Southwest Minn. State	2/12/21
Minutes	42 at Winona State	1/10/20



CAREER STATISTICS - BEN DENTLINGER

YEAR	G/GS	MIN/AVG	Total				Rebounds				PTS	AVG	AST	BLK	STL
			FG/A	PCT	FT/A	PCT	OFF	DEF	TOTAL	AVG					
2017-18	21-0	139/6.6	18-39	.462	4-9	.444	16	24	40	1.9	40	1.9	5	5	1
2018-19	29-0	414/14.3	36-62	.581	11-22	.500	26	69	95	3.3	84	2.9	20	47	16
2019-20	32-23	791/24.7	89-178	.500	39-62	.629	56	117	173	5.4	218	6.8	31	40	22
2020-21	18-12	342/19.0	50-91	.549	15-20	.750	12	47	59	3.3	115	6.4	11	35	13
Totals	100-35	1,686/16.8	193-370	.522	69-113	.611	110	257	367	3.7	457	4.6	67	127	52



2021-22 WILDCAT JUNIORS



Nate Mohr
 6-2, Junior
 Guard
 Glenwood,
 Iowa
 (Glenwood HS)



2020-21: Earned All-NSIC South Division Second Team honors after averaging 12.7 points per game...led team in 3-pointers made (40) and tied for 10th in the NSIC with 2.2 3-pointers per contest...scored at least 10 points in 14 games, highlighted by a career high 22 points vs Minnesota State (1/15/21) and 21 points at Augustana (2/21/21)...had at least one assist in 16 games led by six vs Upper Iowa (1/22/21)...made five 3-pointers in two contests at Winona State (1/3/21) and at Augustana (2/21/21)...scored double figures in 11 straight games from January 9 through February 13...scored team high 17 points vs. MSU Moorhead in NCAA Central Regional game (3/13/21).

2019-20: Started all 32 games at guard averaging 11.8 points per game...led team in 3-pointers (69) and free throw percentage (.838) while ranking second in assists with 74 and minutes played per game (32.4)...shot 40 percent (126-315) from the field, 37.7 percent (69-183) from the three point line and 83.8 percent (57-68) from the free throw line...made at least one three pointer in all but two games during the season...recorded 20 games of 10 or more points, highlighted by back-to-back 20 point games at Winona State (1/10/20) and at Upper Iowa (1/11/20)...had 17 points with season high seven assists at Augustana (12/21/19)...scored 19 points going 5-10 from the three point line at Concordia-St. Paul (1/25/20).

2018-19: Appeared in 18 games, averaging 3.7 points and 0.2 rebounds per game...had at least one assist in nine games...scored career high 21 points in just 21 minutes going 7-10 from the field and 4-6 from behind the arc at Concordia-St. Paul (2/15/19)...scored eight points in two games - vs. Waldorf (11/13/18) and vs. Southwest Minnesota State in the NSIC Tournament Semifinals (3/4/19).

High School: Graduate of Glenwood High School in Iowa...earned Iowa Class 3A First Team Iowa Print Sports Writers Association honors after averaging 14.0 points and 5.2 assists per game as a senior, helping team to 25-2 record and Class 3A State Title...made 59 3-pointers and shot 89.6 percent (69-77) at the free throw line...was Second Team Iowa Newspaper Association All-State as a junior, averaging 19.7 points and 4.7 assists per game while making 76 3-pointers and shooting 87.1 percent (81-93) at the charity stripe...as a sophomore, named Third Team All-State after averaging 17.8 points, 4.66 assists and 2.5 rebounds per contest.

Personal: Son of Troy and Karri Mohr...born May 15, 1999...majoring in education.

NATE MOHR CAREER HIGHS

Points	22 vs. Minnesota State	1/15/21
FG Made	8 at Upper Iowa	1/11/20
FG Attempts	15 (3 times) last at Concordia-St. Paul	1/25/20
3 PT FG	5 (twice) last at Winona State	1/30/21
3 PT FG Att.	11 vs. Sioux Falls	1/3/20
FT Made	6 (3 times) last Minnesota State	1/15/21
FT Attempts	7 at Winona State	1/10/20
Rebounds	5 at Winona State	1/10/20
Assists	7 at Augustana	12/21/19
Steals	5 vs. Central Missouri	11/22/19
Blocked Shots	1 (4 times) last vs. Sioux Falls	2/6/21
Minutes	47 at Winona State	1/10/20



CAREER STATISTICS - NATE MOHR

YEAR	G/GS	MIN/AVG	Total		3-Point		Total		REB	AVG	PTS	AVG	AST	BLK	STL
			FG/A	PCT	FG/A	PCT	FT/A	PCT							
2018-19	18-0	174/9.7	23-58	.397	16-47	.340	4-5	.800	3	0.2	66	3.7	15	1	8
2019-20	32-32	1038/32.4	126-315	.400	69-183	.377	57-68	.838	72	2.3	378	11.8	74	2	23
2020-21	18-18	522/29.0	79-183	.432	40-93	.430	31-36	.861	32	1.8	229	12.7	41	2	7
Totals	68-50	1,734/25.5	228-556	.410	125-323	.387	92-109	.844	107	1.6	673	9.9	130	5	38



2021-22 WILDCAT JUNIORS



Nate Thayer

6-3, Junior

Guard

Springfield,

Nebraska

(Platteview HS)



2020-21: Saw action in all 18 games off the bench, averaging 2.3 points, 1.8 rebounds and 14.4 minutes per game... shot 66.7% (8-12) at the free throw line, 57.1% (8-14) from the three point range and 43.3% (13-30) from the field...scored a season high of nine points going 3-3 from the three point range against Sioux Falls (2/6/21)... grabbed a season high of five rebounds at Concordia St. Paul (1/8/21)...had four points and season high three assists vs Upper Iowa (1/23/21)...repeat selection to the NSIC Winter All-Academic Team.

2019-20: Appeared in all 32 games with nine starts, averaging 4.4 points and 2.1 rebounds per contest...shot 44.2 percent from the field (53-120), 30.8 percent from three point range (12-39) and 68.8 percent (22-32) at the free throw line...had three games of double digit scoring, highlighted by 12 points and career high eight rebounds vs. Upper Iowa 12/6/19...had 10 points on 4-5 shooting vs. Sioux Falls (1/3/20) and 10 points vs. MSU Moorhead (1/17/20)... had seven points with season high four assists vs. Central Missouri (11/22/19)...named to the NSIC All-Academic Team.

2018-19: Played in 16 games as a reserve guard, averaging 0.9 points and 0.2 rebounds per game...played season high 10 minutes at Sioux Falls (1/4/19)...scored four points with two steals vs. Nebraska Christian (11/15/18)...had three points vs. Waldorf (11/13/18), Mount Marty (11/24/18) and Concordia-St. Paul (1/27/19).

High School: Graduate of Platteview High School...four year starter in basketball...in senior season, averaged 14.8 points and 6.9 rebounds per game leading team to 24-3 record and Class B state tournament...was named Class B First Team All-State by Omaha World Herald and Second Team All-State by Lincoln Journal Star as a senior...averaged 20.9 points and 5.0 rebounds per game while shooting 52 percent from the 3-point line during junior season, receiving Class B Second Team All-State honors...in 102 games during high school career, scored 1,659 points and averaged 16.3 points and 5.5 rebounds per game.

Personal: Son of Bruce and Amy Thayer...born June 30, 1999...majoring in accounting and finance.

NATE THAYER CAREER HIGHS

Points	12 vs. Upper Iowa	12/6/19
FG Made	5 vs. Upper Iowa	12/6/19
FG Attempts	9 vs. Upper Iowa	12/6/19
3 PT FG	3 vs. Sioux Falls	2/6/21
3 PT FG Att.	3 (3 times) last vs. Sioux Falls	2/6/21
FT Made	4 (twice) last at Winona State	1/30/21
FT Attempts	5 vs. East Central	11/8/19
Rebounds	8 vs. Upper Iowa	12/6/19
Assists	4 vs. Central Missouri	11/22/19
Steals	2 (3 times) last vs. Winona State	12/7/19
Blocked Shots	1 (4 times) at SMSU	2/13/21
Minutes	36 (twice) last vs. Winona State	12/7/19



CAREER STATISTICS - NATE THAYER

YEAR	G/GS	MIN/AVG	Total		3-Point		Total		PTS	AVG	AST	BLK	STL		
			FG/A	PCT	FG/A	PCT	FT/A	PCT						REB	AVG
2018-19	16-0	58/3.6	5-13	.385	3-7	.429	2-2	1.000	3	0.2	15	0.9	2	1	5
2019-20	32-9	705/22.0	52-120	.442	12-39	.308	22-32	.688	66	2.1	140	4.4	37	2	12
2020-21	18-0	260/14.4	13-30	.433	8-14	.571	8-12	.667	32	1.8	42	2.3	17	2	4
Totals	66-9	1023/15.5	71-163	.436	23-60	.383	32-46	.696	101	1.5	197	3.0	54	5	21



2021-22 WILDCAT RETURNERS



Justin Eagins

6-2, Redshirt Freshman

Guard

Downers Grove,

Illinois

(Downers Grove South HS)



2020-21: Named NSIC Freshman of the Year after averaging 8.9 points and 3.9 rebounds per game off the Wildcat bench...scored double figures in seven contests, highlighted by season high 16 vs Minnesota State (1/15/21), and a pair of 13 point games at Southwest Minnesota State (2/12/21 and 2/13/21)...recorded season high 11 rebounds vs Sioux Falls (2/6/21)...shot 42 percent (48-114), 37 percent from the three point line (26-70) and 84 percent at the free throw line (11-13)...finished season with 29 assists and just 16 turnovers, handing out season high five assists (1/29/21).

2019-20: Sat out season as redshirt.

High School: Graduate of Downers Grove South High School in Illinois...2 1/2 year starter in basketball...averaged 18.1 points per game during senior season to earn All West Suburban Gold Conference honors while helping team to 23-8 record...was a two-time All Area Selection and named to the Jack Tosh Holiday All Tournament Team.

Personal: Son of Clemmie Eagins and Latricia Johnson...born September 5, 2000...majoring in exercise science.

JUSTIN EAGINS CAREER HIGHS

Points	16 vs. Minnesota State	1/15/21
FG Made	7 vs. Minnesota State	1/15/21
FG Attempts	12 vs. Northern State	1/2/21
3 PT FG	3 (5 times) last at Southwest Minn. State	2/12/21
3 PT FG Att.	9 vs. Northern State	1/2/21
FT Made	4 vs. Minnesota State	1/16/21
FT Attempts	4 vs. Minnesota State	1/16/21
Rebounds	11 vs. Sioux Falls	2/6/21
Assists	5 at Winona State	1/29/21
Steals	3 (twice) last at Southwest Minnesota State	2/13/21
Blocked Shots	1 at Southwest Minnesota State	2/12/21
Minutes	28 (twice) last vs. Sioux Falls	2/6/21



CAREER STATISTICS - JUSTIN EAGINS

YEAR	G/GS	MIN/AVG	Total		3-Point		Total		REB	AVG	PTS	AVG	AST	BLK	STL
			FG/A	PCT	FG/A	PCT	FT/A	PCT							
2020-21	15-0	347/23.1	48-114	.421	26-70	.371	11-13	.846	59	3.9	133	8.9	29	1	13
Totals	15-0	347/23.1	48-114	.421	26-70	.371	11-13	.846	59	3.9	133	8.9	29	1	13



2021-22 WILDCAT RETURNERS



Zach LaFave

6-5, Freshman

Forward

Elkhorn,

Nebraska

(Elkhorn South HS)



2020-21: Saw action in 14 games as a reserve forward, averaging 2.0 points and 0.8 rebounds per game...shot 12-18 from the field (66.7%) including 4 of 5 from the free throw line...matched season high scoring five points with three rebounds vs. St. Cloud State in NSIC Tournament game (2/25/21)...also scored five points vs. Upper Iowa (1/22/21)...played season high 10 minutes vs. St. Cloud State (2/25/21).

High School: Graduate of Elkhorn South High School...earned Nebraska Class A All-State and All-Metro Conference Honorable Mention honors after averaging 18.7 points and 7.9 rebounds per game as senior...during junior season averaged 12.4 points and 7.9 rebounds per game while shooting 53 percent from the field.

Personal: Son of Mike and Becky LaFave...born October 6, 2001...majoring in business administration.

ZACH LAFAVE CAREER HIGHS

Points	5 (twice) last vs. St. Cloud State	2/25/21
FG Made	2 (3 times) last vs. MSU Moorhead	3/13/21
FG Attempts	3 (twice) last vs. St. Cloud State	2/25/21
3 PT FG	1 (4x) last vs. St. Cloud State	2/25/21
3 PT FG Att.	1 (5x) last vs. St. Cloud State	2/25/21
FT Made	None	
FT Attempts	1 at Concordia-St. Paul	1/8/21
Rebounds	3 vs. St. Cloud State	2/25/21
Assists	1 (twice) last vs. St. Cloud State	2/25/21
Steals	1 (3 times) last at Augustana	2/21/21
Blocked Shots	1 (twice) last vs. St. Cloud State	2/25/21
Minutes	10 vs. St. Cloud State	2/25/21



CAREER STATISTICS - ZACH LAFAVE

YEAR	G/GS	MIN/AVG	Total		3-Point		Total		PTS	AVG	AST	BLK	STL		
			FG/A	PCT	FG/A	PCT	FT/A	PCT						REB	
2020-21	14-0	71/5.1	12-18	.667	4-5	.800	0-1	.000	11	.8	28	2.0	2	2	3
Totals	14-0	71/5.1	12-18	.667	4-5	.800	0-1	.000	11	.8	28	2.0	2	2	3



2021-22 WILDCAT RETURNERS



Cody McCullough

6-8, Freshman

Forward

Ankeny,

Iowa

(Centennial HS)



2020-21: Appeared in 17 of 18 games for the Wildcats as a reserve forward averaging 5.0 points and 5.6 rebounds per game... had two double figure games highlighted by a season high 12 points and eight rebounds vs. Upper Iowa (1/22/21) and a double-double with 11 points and 10 rebounds at Augustana (2/21/21)... two games with three blocks against Upper Iowa (1/22/21) and against St. Cloud State in NSIC Tournament game (2/25/21)... shot 60.7 percent from the field (34-56) and 57.1 percent (16-28) from the free throw line.

High School: Graduate of Ankeny Centennial High School in Iowa...was a two year starter in basketball earning Class 4A First Team All-State and All-Iowa honors as a senior...named to the first team All-CIML (Central Iowa Metropolitan League) as a junior and senior...helped lead Jaguars to a fourth place finish in the schools first Iowa State Basketball Tournament...averaged 14.3 points and 11.3 rebounds per game as a senior...finished high school career holding eight school records including the single season record of 307 rebounds and rebounds in a game at 22...also earned All-CIML Academic honors as a junior and senior.

Personal: Son of Gregg and Darci McCullough...born December 11, 2001...majoring in finance.

CODY MCCULLOUGH CAREER HIGHS

Points	12 vs. Upper Iowa	1/22/21
FG Made	6 vs. Upper Iowa	1/22/21
FG Attempts	10 vs. Upper Iowa	1/22/21
FT Made	5 at Augustana	2/21/21
FT Attempts	7 vs. Northern State	1/2/21
Rebounds	10 at Augustana	2/21/21
Assists	3 (3 times) last at Southwest Minn. State	2/12/21
Steals	3 at Concordia-St. Paul	1/9/21
Blocked Shots	3 (twice) last vs. St. Cloud State	2/25/21
Minutes	26 at Sioux Falls	2/5/21



CAREER STATISTICS - CODY MCCULLOUGH

YEAR	G/GS	MIN/AVG	Total		FT/A	PCT	Rebounds				PTS	AVG	AST	BLK	STL
			FG/A	PCT			OFF	DEF	TOTAL	AVG					
2020-21	17-0	315/18.5	34-56	.607	16-28	.571	32	64	96	5.6	85	5.0	20	12	9
Totals	17-0	315/18.5	34-56	.607	16-28	.571	32	64	96	5.6	85	5.0	20	12	9



2021-22 WILDCAT RETURNERS



Alec Millender
 6-2, Freshman
 Guard
 Chicago,
 Illinois
 (Saint Rita of Cascia HS)



2020-21: Had standout freshman season, earning All-NSIC South Division Honorable Mention after averaging 10.8 points per game... started 16 of 18 games and scored double figures in 11 games including the final six of the season...scored season high 21 points, going 11-11 from the free throw line, at Winona State (1/30/21)...had 19 points at Augustana (2/20/21)...scored 12 points with season high seven assists vs St. Cloud State in NSIC Tournament (2/25/21)... recorded 15 points with six assists at Southwest Minnesota State (2/12/21)...shot 50% (64-128) from the field, 44% (22-50) from the three point line and 90% (45-50) at the free throw line (2nd-NSIC).

High School: Graduate of Saint Rita of Cascia High School...was a four year starter in basketball...averaged 17.4 points, 3.4 rebounds and 3.4 assists per game during senior season while shooting 45 percent from the field and 76 percent at the free throw line...named All-Chicago Catholic League First Team, All-Area Southtown Boys Basketball Team and All-City Chicago Sun Times Fourth Team...was a finalist for the Lawless Award, given to the Player of the Year in the Chicago Catholic League...helped team to a Chicago Catholic League title as a junior averaging 10 points, 3 assists and 3 rebounds per game...assisted team to regional titles during sophomore and junior seasons.

Personal: Son of Coby Millender...born October 27, 2001...majoring in sport management.

ALEC MILLENDER CAREER HIGHS

Points	21 at Winona State	1/30/21
FG Made	6 (2x) last at Augustana	2/20/21
FG Attempts	12 vs. St. Cloud State	2/25/21
3 PT FG	3 (3x) last at Augustana	2/20/21
3 PT FG Att.	6 (2x) last vs. St. Cloud State	2/25/21
FT Made	11 at Winona State	1/30/21
FT Attempts	11 at Winona State	1/30/21
Rebounds	4 (2x) last at Winona State	1/30/21
Assists	7 vs. St. Cloud State	2/25/21
Steals	2 (3x) last vs. MSU Moorhead	3/13/21
Minutes	36 vs. MSU Moorhead	3/13/21



CAREER STATISTICS - ALEC MILLENDER

YEAR	G/GS	MIN/AVG	Total		3-Point		Total		REB	AVG	PTS	AVG	AST	BLK	STL
			FG/A	PCT	FG/A	PCT	FT/A	PCT							
2020-21	18-16	441/24.5	64-128	.500	22-50	.440	45-50	.900	26	1.4	195	10.8	43	0	11
Totals	18-16	441/24.5	64/128	.500	22-50	.440	45-50	.900	26	1.4	195	10.8	43	0	11



2021-22 WILDCAT RETURNERS



Jay Saunders

5-11, Freshman

Guard

Omaha,

Nebraska

(Omaha South HS)



2020-21: Started all 18 games at guard as a freshman, averaging 6.9 points and 3.7 rebounds per game...led team in steals with 22 and shot 42.1 percent (48-114), 35.4 percent behind the three point line (17-48) and 68.8 percent (11-16) from the free throw line...had five games in double figures, highlighted by season high 16 points vs Upper Iowa (1/22/21)...recorded 14 points with six rebounds at Concordia-St. Paul (1/9/21)...scored 11 points in back to back games vs Sioux Falls (2/5/21 and 2/6/21)...grabbed season high eight rebounds - vs Minnesota State (1/15/21) and at Southwest Minnesota State (2/13/21).

High School: Graduate of Omaha South High School...was a four starter for the Packers, helping the team to three state tournament appearances which included the 2019 Class A state title...during senior season was All-Nebraska Second Team and Class A Second Team after averaging 19.2 points, 3.4 assists and 2.7 steals per game...named to the All-Nebraska and Class A Second Teams as a junior...selected to play in the 2020 Nebraska Coaches Association All-Star Game...was third player in school history to score 1,000 points in career.

Personal: Son of Jadriane Saunders and Taneiya Cousin...born December 19, 2001...major is currently undecided.

JAY SAUNDERS CAREER HIGHS

Points	16 at Upper Iowa	1/22/21
FG Made	6 at Concordia-St. Paul	1/9/21
FG Attempts	10 at Augustana	2/20/21
3 PT FG	3 (2x) last vs. Sioux Falls	2/6/21
3 PT FG Att.	6 at Augustana	2/20/21
FT Made	3 vs. Upper Iowa	1/22/21
FT Attempts	3 (2x) last at Augustana	2/21/21
Rebounds	8 (2x) last at SMSU	2/13/21
Assists	4 (3x) last vs. St. Cloud State	2/25/21
Steals	3 (3x) last vs. Minnesota State	1/15/21
Minutes	33 (3x) last vs. St. Cloud State	2/25/21



CAREER STATISTICS - JAY SAUNDERS

YEAR	G/GS	MIN/AVG	Total		3-Point		Total			PTS	AVG	AST	BLK	STL	
			FG/A	PCT	FG/A	PCT	FT/A	PCT	REB						
2020-21	18-18	497/27.6	48-114	.421	17-48	.354	11-16	.688	66	3.7	124	6.9	37	2	22
Totals	18-18	497/27.6	48-114	.421	17-48	.354	11-16	.688	66	3.7	124	6.9	37	2	22



2021-22 WILDCAT RETURNERS



Noah Erickson

6-6, Freshman
Forward
Omaha,
Nebraska
(Millard North HS)



2020-21: Played in four games as a reserve forward...credited with one rebound in games vs Sioux Falls (2/6/21) and at Southwest Minnesota State (2/13/21)...had one steal at Southwest Minnesota State (2/12/21).

High School: Graduate of Millard North High School...was a two year starter in basketball and soccer...named to the Class A All-State and All-Metro Conference Honorable Mention teams after averaging 4.3 points and 3.1 rebounds per game while shooting 55 percent from the field as a senior...helped Mustangs win the Metro Tournament as a senior.

Personal: Son of Bruce and Sue Hall-Erickson...born August 17, 2001...majoring in sport management.



Karter Lein

6-1, Freshman
Guard
Carroll,
Iowa
(Carroll HS)



2020-21: Played in a total of six games averaging 13 min a game...scored two points in three minutes of playing time against Minnesota State (1/15/21)...credited with one rebound at Concordia St. Paul (1/8/21)...had one assist vs Upper Iowa (1/22/21).

High School: Graduate of Carroll High School in Iowa...was a two year starter in basketball and four year starter in golf and tennis...was named to the Iowa Print Sports Writers Association Class 3A All-State Third Team after averaging 15.5 points, 4.6 rebounds and 4.1 assists per game as a senior...earned First Team All-Raccoon River Conference honors as a junior and senior and First Team All-District as a senior...helped Tigers to the number 1 ranked Class 3A team in Iowa during junior and senior seasons...also excelled in golf claiming the Raccoon River Conference title as a junior as well as qualifying for the state tournament.

Personal: Son of Kevin and Amy Lein...born March 1, 2001...majoring in biology at Wayne State.



Sean Stokes

6-4, Freshman
Guard
Bensalem,
Pennsylvania
(IMPACT Ballers Academy /
Conwell-Egan Catholic HS)



2020-21: Sat out season as redshirt.

High School: Graduate of Conwell-Egan Catholic High School in Pennsylvania...lettered three years in basketball and two years in football...averaged 12 points per game in senior season to earn All Philadelphia Catholic League honorable mention...played one season at I.M.P.A.C.T Baller's Academy in Florida and accounted for 18 points and eight rebounds per game before coming to Wayne State.

Personal: Son of Sean Stokes and Alison Stokes...born May 7, 2001...majoring in applied human and sport physiology.





2021-22 WILDCATS



Shea Sweetland

6-2, Freshman
Guard
Wayne,
Nebraska
(Wayne HS)



2020-21: Appeared in three games as a reserve guard and did not record any statistics...saw action in games at Concordia-St. Paul (1/8/21), vs Sioux Falls (2/6/21) and Southwest Minnesota State (2/13/21).

High School: Graduate of Wayne High School...a four-year starter in basketball and golf and a two-year starter in football...averaged 16.5 points, 3.8 rebounds and 3.1 assists per game helping Blue Devils to a Mid-States Conference Championship and a state tournament appearance as a senior...surpassed 1,000 points during senior season setting school record with 207 three-pointers made in a career...earned All-Mid-States First Team honors as a sophomore, junior and senior, Omaha World Herald and Lincoln Journal State Second Team All-State honors as a senior...earned All-State honorable mention honors after averaging 14 points per game as a junior and 13 points per game as a sophomore...also excelled in the classroom earning Academic All-State honors as a senior.

Personal: Son of Rob and Jill Sweetland...born July 10, 2001...majoring in sport management and business administration at WSC.



Ryan Blum

6-4, Freshman
Guard
Glenwood,
Iowa
(Glenwood HS)



High School: Graduate of Glenwood High School in Iowa...three year starter in basketball and football for the Rams...averaged 24.7 points, 8.7 rebounds, 2.3 steals and 1.8 assists per game during senior season, helping Glenwood to 20-3 record...numerous post-season honors included Iowa Print Sports Writers Association (IPSWA) 3A First Team All-State, Des Moines Register Class 3A First Team All-State and KMAIand Boys Basketball Player of the Year...during junior season (2019-20), earned Class 3A Second Team All-State honors after recording 19.7 points and 9.2 rebounds per contest...was a two-time All-Hawkeye 10 First Team selection and closed high school basketball career with 1,465 points...also a standout wide receiver/defensive back in football, leading Glenwood in senior season with 36 catches for 669 yards (18.6 avg.) with six TD's to go with five interceptions and 27 tackles (22 solo) on defense.

Personal: Son of David and Chris Blum...born September 3, 2002...majoring in sport management at WSC.



BASKETBALL



2020-21 STATISTICS / RESULTS



Player	GP	GS	Min	Avg	TOTAL			3-PTS			REBOUNDS			PF	DQ	A	TO	Blk	Stl	Pts	Avg					
					FG	FGA	Pct	3FG	FGA	Pct	FT	FTA	Pct									Off	Def	Tot	Avg	
Jordan Janssen	18	18	521	28.9	116	222	.523	0	0	.000	56	87	.644	47	129	176	9.8	44	0	60	42	25	13	288	16.0	
Nate Mohr	18	18	522	29.0	79	183	.432	40	93	.430	31	36	.861	5	27	32	1.8	31	0	41	21	2	7	229	12.7	
Alec Millender	18	16	441	24.5	64	128	.500	22	50	.440	45	50	.900	5	21	26	1.4	49	3	43	25	0	11	195	10.8	
Justin Eagins	15	0	347	23.1	48	114	.421	26	70	.371	11	13	.846	7	52	59	3.9	21	0	29	16	1	13	133	8.9	
Jay Saunders	18	18	497	27.6	48	114	.421	17	48	.354	11	16	.688	15	51	66	3.7	43	0	37	31	2	22	124	6.9	
Henry Penner	15	8	254	16.9	40	87	.460	15	40	.375	3	4	.750	13	26	39	2.6	20	0	16	5	4	6	98	6.5	
Ben Dentlinger	18	12	342	19.0	50	91	.549	0	0	.000	15	20	.750	12	47	59	3.3	34	0	11	15	35	13	115	6.4	
Cody McCullough	17	0	315	18.5	34	56	.607	1	3	.333	16	28	.571	32	64	96	5.6	43	0	20	25	12	9	85	5.0	
Nate Thayer	18	0	260	14.4	13	30	.433	8	14	.571	8	12	.667	7	25	32	1.8	15	0	15	17	2	4	42	2.3	
Zach LaFave	14	0	71	5.1	12	18	.667	4	5	.800	0	1	.000	4	7	11	0.8	10	0	2	6	2	3	28	2.0	
Karter Lein	6	0	13	2.2	1	5	.200	0	2	.000	0	0	.000	0	1	1	0.2	3	0	1	4	0	0	2	0.3	
Noah Erickson	4	0	6	1.5	0	0	.000	0	0	.000	0	0	.000	0	2	2	0.5	0	0	0	1	0	1	0	0.0	
Nosa Iyagbaye	4	0	7	1.8	0	2	.000	0	1	.000	0	0	.000	0	0	0	0.0	1	0	1	0	0	0	0	0.0	
Shea Sweatland	3	0	4	1.3	0	0	.000	0	0	.000	0	0	.000	0	0	0	0.0	0	0	0	0	0	0	0	0.0	
TEAM														25	16	41										9
Total	18		3600		505	1050	.481	133	326	.408	196	267	.734	172	468	640	35.6	314	3	276	217	85	102	1339	74.4	
Opponents	18		3600		408	998	.409	146	418	.349	250	340	.735	167	402	569	31.6	276	-	210	225	57	101	1212	67.3	

SCORE BY PERIODS	1st	2nd	OT	Total	DEADBALL REBOUNDS	Off.	Def.	Total
Wayne State College	647	692	-	1339	Wayne State College	37	6	43
Opponents	576	636	-	1212	Opponents	39	5	44

RECORD	Overall	Home	Away	Neutral	ATTENDANCE INFO.	Games	Total	Avg./Game
All Games	11-7	3-5	7-1	1-1	Home	8	1738	217
Conference	11-4	3-3	7-1	1-0	Away	8	1652	206
Non-Conference	0-3	0-2	0-0	0-1	Neutral	2	36	18
					Total	18	3426	190

DATE	OPPONENT	SCORE	ATTEND	HIGH POINTS	HIGH REBOUNDS
1/2/21	NORTHERN STATE	L 66-62	125	(10) Justin Eagins	(6) Justin Eagins
1/3/21	NORTHERN STATE	L 64-51	129	(19) Jordan Janssen	(13) Jordan Janssen
1/8/21	*at Concordia-St. Paul	W 88-76	-	(28) Henry Penner	(8) Ben Dentlinger
1/9/21	*at Concordia-St. Paul	W 82-60	-	(18) Jordan Janssen	(9) Jordan Janssen
1/15/21	*MINNESOTA STATE	W 85-68	388	(22) Nate Mohr	(8) Jay Saunders
1/16/21	*MINNESOTA STATE	L 80-77	252	(29) Jordan Janssen	(8) Jordan Janssen
1/22/21	*UPPER IOWA	W 99-71	204	(23) Jordan Janssen	(14) Jordan Janssen
1/23/21	*UPPER IOWA	L 82-74	200	(13) Nate Mohr	(16) Jordan Janssen
				(13) Alec Millender	(10) Jordan Janssen
1/29/21	*at Winona State	W 58-57	50	(11) Jordan Janssen	(10) Jordan Janssen
1/30/21	*at Winona State	W 84-78	50	(21) Alec Millender	(10) Jordan Janssen
2/5/21	*SIOUX FALLS	L 70-68	187	(17) Nate Mohr	(9) Jordan Janssen
2/6/21	*SIOUX FALLS	W 71-46	253	(11) Jordan Janssen	(11) Justin Eagins
				(11) Jay Saunders	
2/12/21	*at Southwest Minnesota State	W 82-54	150	(15) Alec Millender	(10) Jordan Janssen
				(15) Jordan Janssen	
2/13/21	*at Southwest Minnesota State	W 74-56	150	(14) Jordan Janssen	(13) Jordan Janssen
2/20/21	*at Augustana (SD)	L 60-57	660	(19) Alec Millender	(12) Jordan Janssen
2/21/21	*at Augustana (SD)	W 82-70	592	(21) Nate Mohr	(10) Cody McCullough
2/25/21	! vs. St. Cloud State	W 73-70	36	(20) Jordan Janssen	(14) Jordan Janssen
3/13/21	\$ vs. MSU Moorhead	L 84-72	-	(17) Nate Mohr	(5) Jordan Janssen

HOME GAMES IN ALL CAPS/BOLD

* Northern Sun Intercollegiate Conference games

! NSIC Tournament Game

\$ NCAA Central Regional Game



THE NORTHERN SUN INTERCOLLEGIATE CONFERENCE



From its modest origin as a six-team alliance over eight decades ago, the Northern Sun Intercollegiate Conference has matured into a 16-team union of upper Midwest colleges and universities to form arguably the strongest affiliation in NCAA Division II.

The NSIC can trace its roots to 1932 when six schools, including Bemidji State University, Minnesota State University, Mankato, Minnesota State University Moorhead, St. Cloud State University, University of Minnesota Duluth and Winona State University signed on as charter members. All remain active subscribers of the league today. Southwest Minnesota State University was added in 1969, followed by Northern State University in 1978, Wayne State College (NE) in 1998, Concordia University-St. Paul and the University of Minnesota Crookston in 1999, the University of Mary and Upper Iowa University in 2006, Augustana College in 2008 and Minot State University and the University of Sioux Falls in 2012. Minnesota State, St. Cloud State and Minnesota Duluth left the league to join the North Central Conference but returned to the NSIC in 2008. University of Minnesota, Morris and Michigan Tech University were once part of the NSIC family as well.

In 1992 the NSIC became a true athletic showcase for both men and women with the merger of the traditional Northern Intercollegiate Conference (NIC) and the Northern Sun Conference (NSC), the home of women's athletics since 1979. Before NSIC affiliates became certified for championship competition in the National Collegiate Athletic Association (NCAA) in 1995, its member institutions filled prominent roles in the National Association of Intercollegiate Athletics (NAIA). NIC and NSC clubs annually dispatched qualified student-athletes to national tournaments and captured several NAIA teams and individual championships.

The NSIC continues to make a major imprint nationally, winning 23 national titles since 2006. Winona State men claimed NCAA II Basketball Championships in 2006 and 2008 and narrowly missed a third crown, falling in a last second shot in 2007. In addition, the Warriors established a NCAA II record of 57 consecutive victories.

Concordia University launched an ongoing streak of seven consecutive NCAA II Volleyball Championships in 2007. In 2008 the Golden Bears won 37 straight matches after a season opening loss on their way to a second consecutive title and scripted a marvelous encore in 2009 with a perfect 37-0 finish, a third straight national crown and a winning streak of 74 straight matches. In 2010 the Golden Bear extended that NCAA record win streak to 75 before dropping their second match of the season. They started 2010 with a 10-4 record before ripping off 22 straight wins on their way to their fourth straight national title. In 2011, after overcoming midseason injuries, the Golden Bears hit their stride. The Golden Bears knocked off No. 1 and undefeated Cal State San Bernardino to become the first team in the history of NCAA Division II women's volleyball, to capture a fifth consecutive NCAA Division II Championship. Then in 2012, the Golden Bears again made a late season and championship match surge as they defeated Tampa 3-2 after trailing 0-2 to win their sixth straight NCAA DII Volleyball National Championship. In 2013 Concordia-St. Paul won the NSIC regular season title, but was defeated in the NSIC Tournament Championship by Minnesota Duluth. But from there the Golden Bears ripped off six straight NCAA postseason wins, extending their streak to 42, on their way to a 3-0 sweep of BYU-Hawaii to win another NCAA National Championship. After a two year hiatus, the Golden Bears return to the top of Division II volleyball as they won the 2016 and 2017 national championships.

In a most surprising run, Minnesota Duluth completed a perfect 15-0 season by winning the 2008 NCAA Division II Football Championship. The Bulldogs, limited to only 24 scholarships by league rule, swept a field of fully-funded teams, including top ranked Grand Valley State and number three Northwest Missouri State. Two years later, in 2010, the Bulldogs repeated that feat, going 15-0 again to win the national championship. The Bulldogs became the first NCAA DII football squad to win two national championships with undefeated records.

Minnesota State added more luster to the league by finishing 32-2 and claiming the 2008-09 NCAA II Women's Basketball Championship. The Mavericks rolled to a wild 103-94 victory over Franklin Pierce to set a NCAA record for total points in the title game.

In 2017 the Maverick softball team went 64-7 to win the National Championship. The Mavericks went 10-1 in NCAA play, including 5-0 in Salem Virginia as they defeated Angelo State 5-1 in the championship game.

Augustana got into the mix of national championships in 2011 when their women's cross country team turned in a true team performance in Spokane, Wash. All five Viking runners earned All-American status as Augustana won the first cross country national championship in NSIC history. The Vikings men's basketball team won the 2015-16 National Championship after going 34-2 and defeating Lincoln Memorial 90-81 in Frisco, Texas. The 2018 Augustana baseball team became the first NSIC institution to win a national championship in baseball, as the Vikings had an impressive post season, going 8-1 in NCAA play and a perfect 4-0 in Cary, North Carolina to finish the season 52-9.

In 2019 it was the Augustana Softball team that made a run to the national championship as the Vikings went 61-11 and defeated Texas A&M Kingsville twice by the score of 6-4 to win the National Championship.

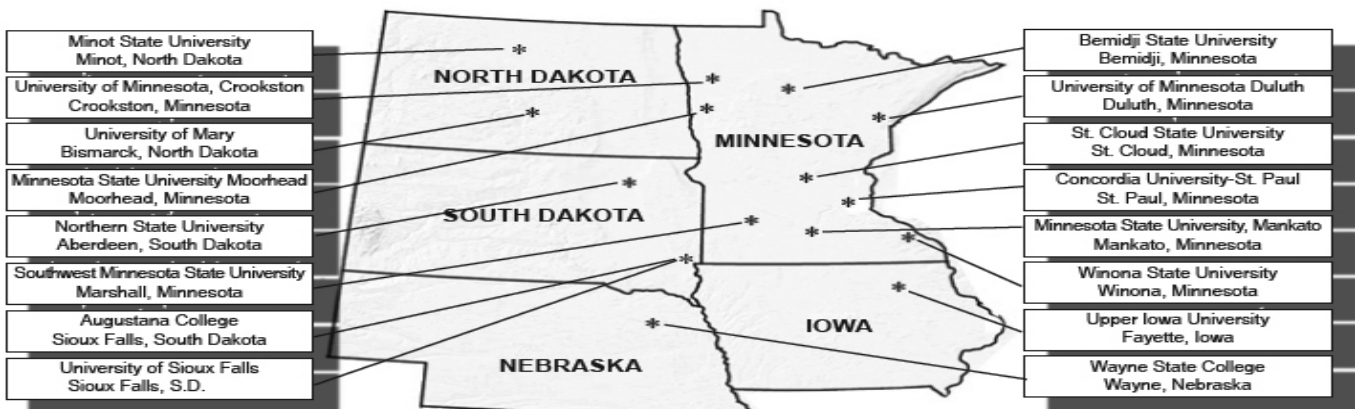
After multiple runner-up finishes, the St. Cloud State Huskies finally captured the national championship in wrestling in 2015. They repeated in 2016 and then took home the title again in 2018 and 2019.

The NSIC has now had 15 student-athletes awarded with the NCAA Elite 90 Award on 18 occasions. Also earning the award were Ryan Schlichte (MSU, FB, 2019), Sasha Hovind (NSU, ODTF, 2018), DJ Pollard (NSU, Men's Basketball, 2018), Grant Pulver (UMD, Cross Country, 2017), **Leisa McClintock (Wayne State, Volleyball, 2015)**, Tavia Rutherford (Sioux Falls, Golf, 2015), Claire Sames (SMSU, Volleyball, 2014), Kara Pioske (Concordia-St. Paul, Volleyball 2013), Billy Brockmueller (Sioux Falls, Cross Country 2012, 2014 & IDTF 2014), Ben Keller (Minnesota State, Baseball 2012 & 2013), Cody Lensing (Augustana, Wrestling 2012), Kendra Huettl (Minnesota State, Softball, 2011), Matt Braithwaite (Augustana, Cross Country, 2010) and Lauren Brown (Winona State, Outdoor Track & Field, 2010).

Member schools continue to emphasize the educational, entertainment and unifying value of sports while pointing with pride to the many advantages to be gained by attending these colleges and universities. The NSIC is committed to providing rewarding experiences for its student-athletes, and while the challenges that loom are sizable, indeed, the NSIC is surely well positioned for the future.

(By Larry Scott & Nick Kornder)

NSIC TERRITORY





2020-21 NSIC BASKETBALL



TEAM STATISTICAL LEADERS (All Games)

SCORING OFFENSE	G	W-L	PTS	AVG
1. Upper Iowa	17	10-7	1487	87.5
2. MSU Moorhead	16	11-5	1292	80.8
3. Augustana	16	9-7	1289	80.6
4. St. Cloud State	17	8-9	1356	79.8
5. Northern State	21	19-2	1673	79.7
6. Minnesota State	17	10-7	1337	78.6
7. Minnesota Duluth	13	6-7	1015	78.1
8. Bemidji State	16	7-9	1202	75.1
9. Winona State	13	7-6	975	75.0
10. Wayne State	18	11-7	1339	74.4
11. Minot State	16	9-7	1184	74.0
12. Concordia-St. Paul	14	1-13	984	70.3
13. University of Mary	16	4-12	1094	68.4
14. Minnesota Crookston	16	2-14	1067	66.7
15. Sioux Falls	12	7-5	800	66.7
16. Southwest Minnesota	11	3-8	695	63.2

SCORING DEFENSE	G	W-L	PTS	AVG
1. Wayne State	18	11-7	1212	67.3
2. Sioux Falls	12	7-5	820	68.3
3. Northern State	21	19-2	1452	69.1
4. Southwest Minnesota	11	3-8	802	72.9
5. Minnesota State	17	10-7	1240	72.9
6. MSU Moorhead	16	11-5	1170	73.1
7. Minot State	16	9-7	1170	73.1
8. University of Mary	16	4-12	1182	73.9
9. Minnesota Duluth	13	6-7	966	74.3
10. Winona State	13	7-6	974	74.9
11. Augustana	16	9-7	1205	75.3
12. Bemidji State	16	7-9	1257	78.6
13. St. Cloud State	17	8-9	1384	81.4
14. Minnesota Crookston	16	2-14	1304	81.5
15. Concordia-St. Paul	14	1-13	1192	85.1
16. Upper Iowa	17	10-7	1464	86.1

SCORING MARGIN	G	OFF	DEF	Margin
1. Northern State	21	79.7	69.1	10.5
2. MSU Moorhead	16	80.8	73.1	7.6
3. Wayne State	18	74.4	67.3	7.1
4. Minnesota State	17	78.6	72.9	5.7
5. Augustana	16	80.6	75.3	5.3
6. Minnesota Duluth	13	78.1	74.3	3.8
7. Upper Iowa	17	87.5	86.1	1.4
8. Minot State	16	74.0	73.1	0.9
9. Winona State	13	75.0	74.9	0.1
10. St. Cloud State	17	79.8	81.4	-1.6
11. Sioux Falls	12	66.7	68.3	-1.7
12. Bemidji State	16	75.1	78.6	-3.4
13. University of Mary	16	68.4	73.9	-5.5
14. Southwest Minnesota	11	63.2	72.9	-9.7
15. Minnesota Crookston	16	66.7	81.5	-14.8
16. Concordia-St. Paul	14	70.3	85.1	-14.9

FREE THROW PCT.	G	FTM	FTA	PCT
1. Winona State	13	148	184	.804
2. Upper Iowa	17	300	377	.796
3. Bemidji State	16	171	224	.763
4. Augustana	16	246	327	.752
5. University of Mary	16	215	287	.749
6. MSU Moorhead	16	271	366	.740
7. Minnesota State	17	202	274	.737
8. Minnesota Crookston	16	155	211	.735
9. Wayne State	18	196	267	.734
10. Concordia-St. Paul	14	139	191	.728
11. Sioux Falls	12	154	215	.716
12. St. Cloud State	17	219	313	.700
13. Minot State	16	192	285	.674
14. Northern State	21	278	430	.647
15. Minnesota Duluth	13	159	247	.644
16. Southwest Minnesota	11	91	146	.623

FIELD GOAL PCT.	G	FG	FGA	PCT
1. Northern State	21	620	1229	.504
2. St. Cloud State	17	504	1047	.481
3. Wayne State	18	505	1050	.481
4. Minnesota Duluth	13	366	767	.477
5. Minot State	16	449	958	.469
6. Minnesota State	17	490	1056	.464
7. Bemidji State	16	451	974	.463
8. MSU Moorhead	16	450	976	.461
9. Winona State	13	346	755	.458
10. Upper Iowa	17	501	1132	.443
11. Augustana	16	456	1034	.441
12. Southwest Minnesota	11	260	593	.438
13. University of Mary	16	380	877	.433
14. Concordia-St. Paul	14	368	854	.431
15. Minnesota Crookston	16	394	938	.420
16. Sioux Falls	12	295	741	.398

FG PCT. DEFENSE	G	FG	FGA	PCT
1. Wayne State	18	408	998	.409
2. Northern State	21	535	1300	.412
3. Minnesota State	17	459	1069	.429
4. Sioux Falls	12	278	635	.438
5. Augustana	16	423	946	.447
6. Winona State	13	342	746	.458
7. MSU Moorhead	16	422	920	.459
8. Minot State	16	426	926	.460
9. Southwest Minnesota	11	301	650	.463
10. University of Mary	16	450	970	.464
11. Concordia-St. Paul	14	438	937	.467
12. Bemidji State	16	453	963	.470
13. Minnesota Duluth	13	347	737	.471
14. St. Cloud State	17	507	1069	.474
15. Upper Iowa	17	552	1138	.485
16. Minnesota Crookston	16	496	976	.508

3-POINT FG PCT.	G	FG	FGA	PCT
1. Wayne State	18	133	326	.408
2. Upper Iowa	17	185	472	.392
3. Minnesota State	17	155	398	.389
4. Minnesota Duluth	13	124	321	.386
5. Southwest Minnesota	11	84	219	.384
6. MSU Moorhead	16	121	328	.369
7. Northern State	21	155	422	.367
8. Winona State	13	135	368	.367
9. University of Mary	16	119	336	.354
10. Augustana	16	131	376	.348
11. Minot State	16	94	270	.348
12. St. Cloud State	17	129	373	.346
13. Bemidji State	16	129	382	.338
14. Minnesota Crookston	16	124	374	.332
15. Concordia-St. Paul	14	109	370	.295
16. Sioux Falls	12	56	210	.267

3-POINT FG PCT. DEFENSE	G	FG	FGA	PCT
1. MSU Moorhead	16	94	305	.308
2. Minnesota State	17	107	346	.309
3. Minnesota Duluth	13	97	300	.323
4. Northern State	21	137	417	.329
5. Minot State	16	127	365	.348
6. Wayne State	18	146	418	.349
7. Southwest Minnesota	11	74	211	.351
8. Sioux Falls	12	88	247	.356
9. Minnesota Crookston	16	123	338	.364
10. University of Mary	16	127	343	.370
11. Concordia-St. Paul	14	114	307	.371
12. St. Cloud State	17	164	433	.379
13. Augustana	16	154	406	.379
14. Upper Iowa	17	148	388	.381
15. Bemidji State	16	136	354	.384
16. Winona State	13	143	358	.399

3-POINT FG MADE	G	NO	AVG
1. Upper Iowa	17	185	10.9
2. Winona State	13	135	10.4
3. Minnesota Duluth	13	124	9.5
4. Minnesota State	17	155	9.1
5. Augustana	16	131	8.2
6. Bemidji State	16	129	8.1
7. Concordia-St. Paul	14	109	7.8
8. Minnesota Crookston	16	124	7.8
9. Southwest Minnesota	11	84	7.6
10. St. Cloud State	17	129	7.6
11. MSU Moorhead	16	121	7.6
12. University of Mary	16	119	7.4
13. Wayne State	18	133	7.4
14. Northern State	21	155	7.4
15. Minot State	16	94	5.9
16. Sioux Falls	12	56	4.7

REBOUNDING OFFENSE	G	NO	AVG
1. Sioux Falls	12	476	39.7
2. Minnesota State	17	661	38.9
3. Augustana	16	612	38.3
4. MSU Moorhead	16	592	37.0
5. St. Cloud State	17	612	36.0
6. Wayne State	18	640	35.6
7. University of Mary	16	551	34.4
8. Bemidji State	16	547	34.2
9. Minot State	16	546	34.1
10. Northern State	21	706	33.6
11. Upper Iowa	17	567	33.4
12. Minnesota Duluth	13	427	32.8
13. Concordia-St. Paul	14	455	32.5
14. Winona State	13	411	31.6
15. Minnesota Crookston	16	487	30.4
16. Southwest Minnesota State	11	333	30.3

REBOUNDING DEFENSE	G	NO	AVG
1. Sioux Falls	12	362	30.2
2. Wayne State	18	569	31.6
3. MSU Moorhead	16	514	32.1
4. Minot State	16	523	32.7
5. Winona State	13	431	33.2
6. University of Mary	16	537	33.6
7. Augustana	16	542	33.9
8. Minnesota Duluth	13	442	34.0
9. Bemidji State	16	553	34.6
10. St. Cloud State	17	588	34.6
11. Northern State	21	728	34.7
12. Minnesota State	17	594	34.9
13. Southwest Minnesota State	11	396	36.0
14. Minnesota Crookston	16	581	36.3
15. Upper Iowa	17	687	40.4
16. Concordia-St. Paul	14	576	41.1

REBOUND MARGIN	G	Team Avg	Opp	Avg Marg		
1. Sioux Falls	12	476	39.7	362	30.2	9.5
2. MSU Moorhead	16	592	37.0	514	32.1	4.9
3. Augustana	16	612	38.3	542	33.9	4.4
4. Minnesota State	17	661	38.9	594	34.9	3.9
5. Wayne State	18	640	35.6	569	31.6	3.9
6. St. Cloud State	17	612	36.0	588	34.6	1.4
7. Minot State	16	546	34.1	523	32.7	1.4
8. University of Mary	16	551	34.4	537	33.6	0.9
9. Bemidji State	16	547	34.2	553	34.6	-0.4
10. Northern State	21	706	33.6	728	34.7	-1.0
11. Minnesota Duluth	13	427	32.8	442	34.0	-1.2
12. Winona State	13	411	31.6	431	33.2	-1.5
13. Southwest Minnesota	11	333	30.3	396	36.0	-5.7
14. Minn. Crookston	16	487	30.4	581	36.3	-5.9
15. Upper Iowa	17	567	33.4	687	40.4	-7.1
16. Concordia-St. Paul	14	455	32.5	576	41.1	-8.6



2020-21 NSIC BASKETBALL



TEAM STATISTICAL LEADERS (All games)

BLOCKED SHOTS	G	NO	AVG
1. Northern State	21	139	6.62
2. Wayne State	18	85	4.72
3. Concordia-St. Paul	14	59	4.21
4. Minnesota State	17	66	3.88
5. University of Mary	16	49	3.06
6. St. Cloud State	17	52	3.06
7. Southwest Minnesota	11	33	3.00
8. Sioux Falls	12	34	2.83
9. Augustana	16	45	2.81
10. Minnesota Crookston	16	41	2.56
11. Upper Iowa	17	40	2.35
12. MSU Moorhead	16	36	2.25
13. Minnesota Duluth	13	28	2.15
14. Winona State	13	25	1.92
15. Bemidji State	16	29	1.81
16. Minot State	16	24	1.50

ASSISTS	G	NO	AVG
1. Northern State	21	352	16.76
2. Wayne State	18	276	15.33
3. Augustana	16	243	15.19
4. St. Cloud State	17	258	15.18
5. Upper Iowa	17	240	14.12
6. University of Mary	16	221	13.81
7. Minnesota State	17	228	13.41
8. Bemidji State	16	213	13.31
9. Concordia-St. Paul	14	184	13.14
10. Minot State	16	209	13.06
11. Minnesota Duluth	13	165	12.69
12. MSU Moorhead	16	195	12.19
13. Southwest Minnesota State	11	134	12.18
14. Winona State	13	150	11.54
15. Minnesota Crookston	16	179	11.19
16. Sioux Falls	12	118	9.83

STEALS	G	NO	AVG
1. Upper Iowa	17	124	7.29
2. Minot State	16	110	6.88
3. Sioux Falls	12	82	6.83
4. Southwest Minnesota State	11	73	6.64
5. Minnesota Duluth	13	86	6.62
6. Augustana	16	102	6.38
7. MSU Moorhead	16	102	6.38
8. Northern State	21	130	6.19
9. Winona State	13	79	6.08
10. St. Cloud State	17	97	5.71
11. Wayne State	18	102	5.67

STEALS (Cont.)	G	NO	AVG
12. Minnesota Crookston	16	87	5.44
13. Concordia-St. Paul	14	75	5.36
14. Minnesota State	17	81	4.76
15. Bemidji State	16	70	4.38
16. University of Mary	16	65	4.06

TURNOVER MARGIN	G	Team Avg	Opp Avg	Marg		
1. Upper Iowa	17	166	9.8	245	14.4	4.65
2. Minnesota Duluth	13	138	10.6	171	13.2	2.54
3. Augustana	16	182	11.4	222	13.9	2.50
4. Winona State	13	128	9.8	151	11.6	1.77
5. Northern State	21	229	10.9	265	12.6	1.71
6. Minot State	16	173	10.8	194	12.1	1.31
7. MSU Moorhead	16	181	11.3	201	12.6	1.25
8. Wayne State	18	217	12.1	225	12.5	0.44
9. Sioux Falls	12	163	13.6	158	13.2	-0.42
10. St. Cloud State	17	204	12.0	184	10.8	-1.18
11. Minn. Crookston	16	208	13.0	178	11.1	-1.88
12. Bemidji State	16	197	12.3	164	10.3	-2.06
13. Minnesota State	17	212	12.5	169	9.9	-2.53
14. Southwest Minnesota	11	156	14.2	128	11.6	-2.55
15. University of Mary	16	205	12.8	156	9.8	-3.06
16. Concordia-St. Paul	14	213	15.2	156	11.1	-4.07

ASST/TURN. RATIO	G	Asst Avg	Turn Avg	Ratio		
1. Northern State	21	352	16.8	229	10.9	1.54
2. Upper Iowa	17	240	14.1	166	9.8	1.45
3. Augustana	16	243	15.2	182	11.4	1.34
4. Wayne State	18	276	15.3	217	12.1	1.27
5. St. Cloud State	17	258	15.2	204	12.0	1.26
6. Minot State	16	209	13.1	173	10.8	1.21
7. Minnesota Duluth	13	165	12.7	138	10.6	1.20
8. Winona State	13	150	11.5	128	9.8	1.17
9. Bemidji State	16	213	13.3	197	12.3	1.08
10. University of Mary	16	221	13.8	205	12.8	1.08
11. MSU Moorhead	16	195	12.2	181	11.3	1.08
12. Minnesota State	17	228	13.4	212	12.5	1.08
13. Concordia-St. Paul	14	184	13.1	213	15.2	0.86
14. Minn. Crookston	16	179	11.2	208	13.0	0.86
15. Southwest Minnesota	11	134	12.2	156	14.2	0.86
16. Sioux Falls	12	118	9.8	163	13.6	0.72

INDIVIDUAL STATISTICAL LEADERS (All games)

SCORING	G	FG	3FG	FT	PTS	AVG
1. Parker Fox-NSU	21	190	5	84	469	22.3
2. Anthony Roberts-SCSU	17	131	38	50	350	20.6
3. Kevious Taylor-WSU	13	87	35	58	267	20.5
4. Drew Blair-UMD	13	84	30	46	244	18.8
5. Derek Thompson-BSU	16	114	21	38	287	17.9
6. Jareese Williams-UIU	17	87	60	63	297	17.5
7. Trever Kaiser-UMARY	16	95	29	60	279	17.4
8. Quincy Anderson-MSU	17	100	37	54	291	17.1
9. Mason Stark-NSU	21	130	35	60	355	16.9
10. Joe Smoldt-UIU	17	90	48	58	286	16.8

REBOUNDING	G	OFF	DEF	TOT	AVG
1. Tyler Riemersma-AUGIE	15	51	103	154	10.3
2. Parker Fox - NSU	21	55	152	207	9.9
3. Jordan Janssen-WSC	18	47	129	176	9.8
4. Melvin Newbern-MINOT	16	38	114	152	9.5
5. Teathloach Pal- USF	12	49	63	112	9.3
6. Anthony Roberts-SCSU	17	37	99	136	8.0
7. Matthew Kreklow-UMary	16	28	100	128	8.0
8. Kelby Kramer-MSUM	17	37	85	122	7.2
9. Austin Andrews-UMD	13	36	57	93	7.2
10. Andrea Lo Biondo-WSU	13	12	71	83	6.4

FIELD GOAL PERCENTAGE	G	FG	FGA	PCT
1. Kody Dwyer-Minot	16	86	128	.672
2. Parker Fox-NSU	21	190	295	.644
3. Austin Andrews-UMD	13	80	128	.625
4. Caleb Donaldson-SCSU	17	113	195	.579
5. Melvin Newbern-MINOT	16	92	167	.551
6. Tyler Riemersma-AUGIE	15	79	151	.523
7. Jordan Janssen-WSC	18	116	222	.523
8. Teathloach Pal- USF	12	69	133	.519
9. Mason Stark-NSU	21	130	253	.514
10. Derek Thompson-BSU	16	114	223	.511

FREE THROW PERCENTAGE	G	FTM	FTA	TOT
1. Josh Dilling-UMC	16	54	59	.915
2. Alec Millender-WSC	18	45	50	.900
3. Kevious Taylor-WSU	13	58	65	.892
4. Isaac Fink-AUGIE	16	45	51	.882
5. Bryce Irsfeld-MSUM	16	41	47	.872
6. Jake Hilmer-UIU	17	64	74	.865
7. Joe Smoldt-UIU	17	58	68	.853
8. Carlos Barela-CSP	14	41	50	.820
9. Lorenzo McGhee-MSUM	16	56	69	.812
10. Adam Dykman-AUGIE	16	43	53	.811

ASSISTS	G	ASSISTS	AVG
1. Ryan Bagley -SCSU	17	92	5.4
2. Max Cody -Minot	16	83	5.2
3. Cliff McCrary-SMSU	9	41	4.6
4. Mohamed Kone-BSU	16	68	4.3
5. Jake Hilmer -UIU	17	72	4.2
6. Andrew Kallman -NSU	21	88	4.2
7. Caleb Donaldson-SCSU	17	64	3.8
8. Devin Whitelow -WSU	13	47	3.6
9. Devonte Thedford-MSU	17	61	3.6
10. Matt Todd-AUGIE	16	55	3.4

STEALS	G	STEALS	AVG
1. Kaden Evans-SMSU	11	34	3.1
2. Lucas Duax - UIU	17	38	2.2
3. Ryan Bagley -SCSU	17	35	2.1
4. Jack Thompson - USF	11	20	1.8
5. Parker Fox-NSU	21	37	1.8
6. Jack Middleton-UMD	11	17	1.5
7. Steven Ross Jr.-MINOT	14	21	1.5
8. Devin Whitelow -WSU	13	18	1.4
9. Drew Blair - UMD	13	18	1.4
10. Melvin Newbern-MINOT	16	22	1.4



Rice Auditorium became known in the late 90's as the "Rice Rowdies", named after the vocal fans that cheered on the Wildcats during Wayne State's prominent run in the 90's under head coach Greg McDermott.



2020-21 NSIC BASKETBALL



PAST CHAMPIONS

Year	Champion
2020-21	NSU - North, WSC - South
2019-20	Northern State
2018-19	Northern State
2017-18	Northern State
2016-17	MSU Moorhead
2015-16	Augustana
2014-15	Augustana/MSU Moorhead
2013-14	Minnesota State
2012-13	Minnesota State
2011-12	Bemidji State
2010-11	Minnesota State
2009-10	St. Cloud State
2008-09	Southwest Minnesota State
2007-08	Winona State
2006-07	Winona State
2005-06	Winona State
2004-05	Winona State
2003-04	Bemidji State
2002-03	Northern State
2001-02	Northern State/Minn. Duluth
2000-01	Southwest Minnesota State
1999-00	Wayne State/Winona State

2020-21 NSIC ALL-CONFERENCE TEAM

FIRST TEAM			
Name	Pos.	Year	School
Quincy Anderson (S)	G	So.	Minnesota State
Max Cody (N)	G	Sr.	Minot State
Parker Fox (N)	F	Jr.	Northern State
Jordan Janssen (S)	F	Jr.	Wayne State
Lorenzo McGhee (N)	G	Jr.	MSU Moorhead
Anthony Roberts (N)	F/G	So.	St. Cloud State
Mason Stark (N)	G	Jr.	Northern State
Teathloach Pal (S)	F	Sr.	Sioux Falls
Keavion Taylor (S)	F	Sr.	Winona State
Jareese Williams (S)	G	Sr.	Upper Iowa

SECOND TEAM			
Name	Pos.	Year	School
Drew Blair (N)	G	So.	Minnesota Duluth
Adam Dykman (S)	F	Sr.	Augustana
Jake Hilmer (S)	G	So.	Upper Iowa
Bryce Irsfeld (N)	G	Jr.	MSU Moorhead
Andrew Kallman (N)	G	Sr.	Northern State
Matt Kreklow (N)	F	Sr.	University of Mary
Nate Mohr (S)	G	Jr.	Wayne State
Tyler Riemersma (S)	F	Sr.	Augustana
Joe Smoldt (S)	G	Sr.	Upper Iowa
Derek Thompson (N)	P	Sr.	Bemidji State

HONORABLE MENTION			
Name	Pos.	Year	School
Tommy Chatman (N)	G	So.	Northern State
Caleb Donaldson (N)	G	So.	St. Cloud State
Nick Dufault (S)	G	Sr.	Southwest Minnesota State
Trever Kaiser (N)	G	Jr.	University of Mary
Alec Millender (S)	G	Fr.	Wayne State
Melvin Newbern (N)	F	Sr.	Minot State
Michael Schaefer (S)	F	Jr.	Augustana
DeVonte Thedford (S)	G	Jr.	Minnesota State
Dane Zimmer (N)	F	So.	MSU Moorhead

(N) = North Division (S) = South Division

NSIC POST-SEASON AWARDS

Coaches of the Year

Saul Phillips - Northern State (N)
Jeff Kaminsky - Wayne State (S)

Players of the Year

Parker Fox - Northern State (N)
Jordan Janssen - Wayne State (S)

Defensive Players of the Year

Parker Fox - Northern State (N)
Lucas Duax - Upper Iowa (S)

Freshmen of the Year

Austin Andrews - Minnesota Duluth (N)
Justin Eagins - Wayne State (S)

Newcomers of the Year

Lorenzo McGhee - MSU Moorhead (N)
DeVonte Thedford - Minnesota State (S)

2020-21 NSIC FINAL STANDINGS

School	NSIC			Overall		
	W	L	Pct.	W	L	Pct.
North Division						
Northern State	13	1	.929	19	2	.905
MSU Moorhead	9	1	.900	11	5	.688
Minot State	6	4	.600	9	7	.563
St. Cloud State	6	6	.500	8	9	.471
Bemidji State	6	8	.429	7	9	.438
Minnesota Duluth	5	7	.417	6	7	.462
University of Mary	4	10	.286	4	12	.250
Minnesota Crookston	1	13	.071	2	14	.125
South Division						
Wayne State	10	4	.714	11	7	.611
Upper Iowa	8	4	.667	10	7	.588
Minnesota State	9	5	.643	10	7	.588
Augustana	7	6	.538	9	7	.563
Sioux Falls	5	5	.500	7	5	.583
Winona State	5	5	.500	7	6	.538
Southwest Minnesota State	1	6	.143	3	8	.273
Concordia-St. Paul	0	10	.000	1	13	.071



WILDCAT COACHING HISTORY



WILDCAT YEAR BY YEAR COACHING RECORDS

2020-21	11-7	Jeff Kaminsky	1965-66	16-6	Al Svenningson
2019-20	10-22	Jeff Kaminsky	1964-65	17-7	Al Svenningson
2018-19	21-10	Jeff Kaminsky	1963-64	13-11	Al Svenningson
2017-18	14-17	Jeff Kaminsky	1962-63	14-11	Al Svenningson
2016-17	10-19	Jeff Kaminsky	1961-62	18-8	Al Svenningson
2015-16	5-24	Brian Dolan	1960-61	12-12	Al Svenningson
2014-15	7-22	Brian Dolan	1959-60	19-7	Al Svenningson
2013-14	9-19	Brian Dolan	1958-59	17-8	George Radovich
2012-13	17-12	Paul Combs	1957-58	14-8	George Radovich
2011-12	10-17	Paul Combs	1956-57	15-9	Charles Obye
2010-11	13-14	Paul Combs	1955-56	11-13	Charles Obye
2009-10	14-15	Paul Combs	1954-55	11-9	Charles Obye
2008-09	11-16	Rico Burkett	1953-54	12-9	Charles Obye
2007-08	16-13	Rico Burkett	1952-53	14-11	Charles Obye
2006-07	15-13	Rico Burkett	1951-52	8-13	Charles Obye
2005-06	8-17	Rico Burkett	1950-51	8-14	Charles Obye
2004-05	11-16	Rico Burkett	1949-50	8-14	Charles Obye
2003-04	14-14	Rico Burkett	1948-49	9-12	Donald Meek
2002-03	13-15	Rico Burkett	1947-48	16-8	Donald Meek
2001-02	8-19	Rico Burkett	1946-47	6-14	Donald Emory
2000-01	15-15	Rico Burkett	1945-46	10-7	Jim Morrison
1999-00	26-6	Greg McDermott	1944-45	6-6	Fred G. Dale
1998-99	23-5	Greg McDermott	1943-44	7-3	Ralph Ginn
1997-98	20-7	Greg McDermott	1942-43	11-6	Ray Schriener (1-2)
1996-97	*21-7	Greg McDermott			Ralph Ginn (10-4)
1995-96	12-15	Greg McDermott	1941-42	8-7	Jim Morrison
1994-95	14-13	Greg McDermott	1940-41	13-6	Jim Morrison
1993-94	7-20	Mike Brewen	1939-40	12-7	Jim Morrison
1992-93	7-20	Mike Brewen	1938-39	12-9	Jim Morrison
1991-92	11-17	Mike Brewen	1937-38	12-4	W. Ray Hickman
1990-91	7-20	Mike Brewen	1936-37	12-5	W. Ray Hickman
1989-90	8-19	Steve Aggers	1935-36	12-4	W. Ray Hickman
1988-89	17-11	Steve Aggers	1934-35	7-11	W. Ray Hickman
1987-88	13-17	Steve Aggers	1933-34	12-5	W. Ray Hickman
1986-87	16-18	Steve Aggers	1932-33	6-7	W. Ray Hickman
1985-86	13-20	Steve Aggers	1931-32	10-8	W. Ray Hickman
1984-85	16-16	Rick Weaver	1930-31	10-7	W. Ray Hickman
1983-84	12-22	Rick Weaver	1929-30	13-3	W. Ray Hickman
1982-83	12-23	Rick Weaver	1928-29	5-7	W. Ray Hickman
1981-82	13-22	Rick Weaver	1927-28	4-9	W. Ray Hickman
1980-81	15-19	Rick Weaver	1926-27	4-13	Fred G. Dale
1979-80	8-17	Bill Ivey	1925-26	9-6	Fred G. Dale
1978-79	12-17	Bill Ivey	1924-25	12-1	Fred G. Dale
1977-78	17-13	Jim Seward	1923-24	13-2	Fred G. Dale
1976-77	18-12	Jim Seward	1922-23	5-7	Fred G. Dale
1975-76	14-11	Jim Seward	1921-22	0-4	Fred G. Dale
1974-75	15-9	Jim Seward	1920-21	1-11	Talmadge Marston
1973-74	10-14	Ron Jones	1919-20	9-3	A.C. Serfling
1972-73	17-8	Ron Jones	1915-16	3-3	John J. Gross
1971-72	16-9	Ron Jones	1914-15	5-4	Clyde Keckley
1970-71	10-14	Ron Jones	1913-14	7-4	Clyde Keckley
1969-70	23-6	Dave Gunther	1912-13	9-1	Edward Huntemer
1968-69	23-4	Dave Gunther	1911-12	4-0	Edward Huntemer
1967-68	24-3	Dave Gunther			
1966-67	12-11	Al Svenningson			

*Record does not include forfeit by Rio Grande (Ind.).
 NCAA does not recognize forfeits by NAIA schools.



WILDCAT COACHING HISTORY



WILDCAT COACHING RECORDS

Coach	Years	Record (Pct.)
Jeff Kaminsky	2016-present	66-75 (.468)
Brian Dolan	2013-16 (3)	21-65 (.244)
Paul Combs	2009-13 (4)	54-58 (.482)
Rico Burkett	2000-2009 (9)	111-138 (.445)
Greg McDermott	1994-2000 (6)	116-53 (.686)
Mike Brewen	1990-94 (4)	32-77 (.294)
Steve Aggers	1985-90 (5)	67-85 (.441)
Rick Weaver	1980-85 (5)	68-102 (.400)
Bill Ivey	1978-80 (2)	20-34 (.370)
Jim Seward	1974-78 (4)	64-45 (.587)
Ron Jones	1970-74 (4)	53-45 (.541)
Dave Gunther	1967-70 (3)	70-13 (.843)
Al Svenningson	1959-67 (8)	121-73 (.623)
George Radovich	1957-59 (2)	31-16 (.660)
Charles Obye	1949-57 (8)	87-92 (.486)
Donald Meek	1947-49 (2)	25-20 (.556)
Donald Emory	1946-47 (1)	6-14 (.300)
Ralph Ginn	1942-44 (2)	17-7 (.708)
Ray Schriener	1942-43 (1)	1-2 (.333)
Jim Morrison	1938-42,45-46 (5)	55-36 (.604)
W. Ray Hickman	1927-38 (11)	103-70 (.595)
Fred G. Dale	1921-27, 44-45 (7)	49-39 (.557)
Talmadge Marston	1920-21 (1)	1-11 (.083)
A.C. Serfling	1919-20 (1)	9-3 (.750)
John J. Gross	1915-16 (1)	3-3 (.500)
Clyde Keckley	1913-15 (2)	12-8 (.600)
Edward Huntmer	1911-13 (2)	13-1 (.929)
Total	106	1,275-1,185 (.518)



Al Svenningson, the all-time wins leader in WSC men's basketball history (121), was inducted into the Wildcat Athletic Hall of Fame on October 11, 2008.



Greg McDermott has the second-most wins of any WSC men's basketball coach in school history (116) in his six seasons as head coach of the Wildcats. McDermott went on to coach at Northern Iowa, Iowa State and Creighton, where he is currently in his ninth season as head coach of the Bluejays.



WILDCAT RECORD BOOK



INDIVIDUAL RECORDS

1,000-Point Scorers (Career)

1. Grady Hansen, (1979-83).....1,942
2. Kendall Jacks (2014-19).....1,626
3. Tyler Johnson, (1995-99).....1,625
4. Amry Shelby, (2009-13).....1,582
5. Dennis Siefkes, (1969-73).....1,576
6. Brad Joens, (1997-01).....1,556
7. Dean deBuhr, (1962-66).....1,492
8. Larry Coney, (1958-62).....1,455
9. Steve Dunbar, (1987-92).....1,416
10. Craig Philipp, (1994-98).....1,368
11. Todd Klostermann, (2000-05).....1,365
12. Dean Elofson, (1966-70).....1,358
13. Dallas Hodges, (2003-07).....1,272
14. Billy Patterson, (1991-95).....1,267
15. Brett Cain, (2001-05).....1,228
16. Bryce Caldwell, (2004-08).....1,214
17. Brett Watson, (2001-05).....1,208
18. Jon Dolliver, (1996-00).....1,204
19. **Jordan Janssen (2018-pres.).....1,192**
20. Vance Janssen (2015-19).....1,153
21. Bob Strathman, (1964-68).....1,149
22. Dave Schneider, (1966-70).....1,148
23. Calvin Sprew, (1983-85).....1,137
24. Bill Goodman, (1967-70).....1,113
25. Jim Whitney, (1953-57).....1,095
26. Mike McNamara, (1985-89).....1,087
27. Russ Rosenquist, (1984-88).....1,064
28. Dusty Smith, (2002-06).....1,061
29. Erik Radke, (1953-57).....1,060
30. Nathan Mulder, (1997-01).....1,056
31. Carl Johnson, (1949-53).....1,055
32. Doug Kuszak, (1988-92).....1,053
33. Mike Fitzner, (1994-97).....1,035
34. Jordan Cornelius (2014-18).....1,030
35. Jonathon Thomas, (2005-09).....1,019
36. Scott Hurley, (1986-88).....1,016

Points (Season)


1. Grady Hansen, (1981-82).....673
2. Grady Hansen, (1980-81).....659
3. Dennis Siefkes, (1971-72).....649
4. Dean deBuhr, (1964-65).....615
5. Wayne Robinson, (1976-77).....600
6. Scott Hurley, (1986-87).....584
7. Tracy Penn, (1984-85).....567
8. Leon McRae, (1980-81).....552
9. Jordan Janssen, (2019-20).....542
10. Dave Schneider, (1969-70).....535

Points (Game)


1. Dennis Siefkes vs. Westmar (2/7/72).....47
2. Dean deBuhr vs. Kearney St. (2/12/66).....46
3. Dean deBuhr vs. Neb. Wesleyan (2/6/65).....43
4. Amry Shelby vs. Minn. Duluth (1/8/11).....42
5. Larry Coney at Kearney State (1/12/62).....41
6. Dennis Siefkes vs. Southern St. (1/11/71).....40
7. Larry Berres at Concordia (Neb.) (1/26/60).....39
7. Dean deBuhr vs. Wis. River Falls (12/30/64).....39
9. Charlie Henderson vs. Peru St. (2/26/75).....38
9. Dean deBuhr vs. Kearney St. (2/13/65).....38

Highest Scoring Average (Season)

1. Dennis Siefkes, (1971-72).....26.0
2. Dean deBuhr, (1964-65).....25.6
3. Dean deBuhr, (1965-66).....22.9
4. John Redmond, (1975-76).....20.8
5. Wayne Robinson, (1976-77).....20.0



Dean deBuhr
(1962-66)



Grady Hansen
(1979-83)



Brad Joens
(1997-01)

6. Larry Coney, (1961-62).....19.7
7. Dennis Siefkes, (1972-73).....19.4
8. Larry Coney, (1959-60).....18.7
9. Rick Anderson, (1975-76).....18.3
10. Ron E. Jones, (1962-63).....18.2
10. Dave Schneider, (1969-70).....18.2

Highest Scoring Average (Career)

1. Dean deBuhr, (1962-66).....19.4
2. John Redmond, (1974-76).....19.0
3. Scott Hurley, (1986-88).....17.8
4. Dennis Siefkes, (1966-70).....17.1
5. Scott Hurley, (1986-88).....16.9
6. Rick Anderson, (1974-76).....16.4
7. Bob Moore, (1957-59).....15.8
7. Tracy Penn, (1983-85).....15.8
9. Wayne Robinson, (1975-77).....15.6
10. Grady Hansen, (1979-83).....15.2

Rebounds (Career)

1. Larry Coney, (1958-62).....969
2. Ron G. Jones, (1970-74).....937
3. Dean Elofson, (1966-70).....932
4. Eric Henderson, (1996-2000).....876
5. **Jordan Janssen, (2018-pres.).....757**
6. Todd Klostermann, (2000-05).....744
7. Dennis Siefkes, (1969-73).....732
8. Mike McNamara, (1985-89).....698
9. Paul Emanuel, (1966-70).....691
10. Grady Hansen, (1979-83).....687

Rebounding Average -- Career

1. David Allen, (1991-93).....12.7
2. Larry Coney, (1958-62).....9.9
3. Ron G. Jones, (1970-74).....9.5
4. Dean Elofson, (1966-70).....8.8
5. Dennis Siefkes, (1969-73).....8.0
6. Eric Henderson, (1996-00).....7.6
7. Paul Emanuel, (1966-70).....6.9
8. Todd Klostermann, (2000-05).....6.4
9. Mike McNamara, (1985-89).....5.5
10. Grady Hansen, (1979-83).....5.4

Rebounds (Season)

1. David Allen, (1991-92).....362
2. Eric Henderson, (1999-2000).....352
3. Larry Coney, (1961-62).....351
4. Marques Wilson, (1988-89).....333
5. John Redmond, (1975-76).....327
6. Jordan Janssen, (2019-20).....322
7. Dean Elofson, (1969-70).....289
8. Brett Spiker, (2009-10).....287
9. David Allen, (1992-93).....283
9. Paul Emanuel, (1969-70).....283


Rebounding Average -- Season

1. Larry Coney, (1961-62).....13.5
2. Marques Wilson, (1988-89).....13.2
3. John Redmond, (1975-76).....13.1
4. David Allen, (1991-92).....12.9
5. Eric Henderson, (1999-00).....11.0
6. Dennis Siefkes, (1971-72).....11.0
7. David Allen, (1992-93).....10.9
8. Dean Elofson, (1969-70).....10.0
9. Brett Spiker, (2009-10).....9.9
10. Paul Emanuel, (1969-70).....9.8

Rebounds (Game)


1. Larry Coney vs. Kearney St. (1/12/62).....29
2. R.G. Jones vs. Chadron State (1/11/73).....25
John Redmond vs. Midland (12/29/75).....25
4. David Allen vs. Quincy (3/4/92).....24
5. Larry Coney vs. Concordia (12/10/60).....22
6. Jordan Janssen vs. Upper Iowa (12/6/19).....21
David Allen vs. NW Mo. State (2/15/93).....21
David Allen vs. Olivet Nazarene (1/30/92).....21
David Allen vs. NW Okla. St. (1/4/92).....21
Dennis Siefkes vs. Briar Cliff (1/18/72).....21
Dean Elofson vs. Peru State (2/26/69).....21
Bill Goodwin vs. Neb. Wesleyan (12/9/67).....21

Tyler Johnson (1995-99/pictured left) is the second leading scorer in program history with 1,625 points and ranks first in single season assists (184) and career assists (610).





WILDCAT RECORD BOOK



Mike Fitzner
(1994-97)



Craig Phillip
(1994-98)

Assists (Career)

1. Tyler Johnson, (1995-99)..... 610
2. Billy Patterson, (1991-95)..... 377
3. Curt Woodin, (1994-97)..... 351
4. Dusty Smith, (2002-06)..... 336
5. Vance Janssen, (2015-19)..... 289
6. Brad Joens, (1997-2001)..... 282
7. Vincent White, (1985-87)..... 272
8. Steve Dunbar, (1987-92)..... 242
9. Kendall Jacks, (2014-19)..... 241
10. Amry Shelby, (2009-13)..... 236

Assists (Season)

1. Tyler Johnson, (1997-98)..... 184
2. Tyler Johnson, (1998-99)..... 172
3. Tyler Johnson, (1996-97)..... 170
4. Joe Peitzmeier, (1977-78)..... 160
5. Brad Edwards, (1981-82)..... 150
6. Vincent White, (1986-87)..... 149
7. Curt Woodin, (1995-96)..... 142
8. Billy Patterson, (1994-95)..... 139
8. Jamar Diggs, (2007-08)..... 139
10. Tracy Penn, (1984-85)..... 130

Assists (Game)

1. Todd Dusenberry vs. S.D. Tech (12-8-90).... 15
 2. Tyler Johnson vs. Rockhurst (1-31-98).... 13
 - Curt Woodin vs. Bemidji State (2-3-96).... 13
 - Vincent White vs. Mo. Western (12-3-86).... 13
 5. Tyler Johnson vs. Briar Cliff (1-27-99)..... 12
 6. set 6 different times 11
- Most recently: Tyler Johnson vs. Lake Superior State (11-27-98)*

Steals (Career)

1. Billy Patterson, (1991-95)..... 184
2. Vance Janssen, (2015-19)..... 165
3. Eric Henderson, (1996-2000)..... 160
4. Jon Dolliver, (1996-2000)..... 147
5. Vincent White, (1985-87)..... 144
6. Amry Shelby, (2009-13)..... 142
7. Tracy Penn, (1983-85)..... 136
8. Tyler Johnson, (1995-99)..... 135
9. Dusty Smith, (2002-06)..... 126
10. Mike McNamara, (1985-89)..... 122

Steals (Season)

1. Tracy Penn, 1984-85 78
2. Vincent White, 1986-87 74
3. Vincent White, 1985-86 70
4. Billy Patterson, 1993-94 69
5. Jon Dolliver, 1999-00..... 60
5. Eric Henderson, 1999-00..... 60
7. Tracy Penn, 1983-84 58

8. Jamar Diggs, 2007-08 57
9. LaTroy Wright, 2012-13 50
10. Vance Janssen, 2016-17 49

Steals (Game)

1. Eric Henderson at Minn. Duluth (1/22/00).... 7
 1. Vincent White at Emporia State (2/21/86)..... 7
 1. Vincent White vs. Peru State (11/25/86)..... 7
 4. Eric Henderson at Augustana (12/1/99)..... 6
 4. Billy Patterson at SMSU (2/12/94)..... 6
 4. Vincent White vs. Chadron State (2/19/86)..... 6
 4. Tracy Penn vs. Peru State (11/20/84)..... 6
 4. Tracy Penn vs. Chadron State (2/21/84)..... 6
 9. Six different times 5
- Most recently - LaTroy Wright vs. Augustana (1/15/13)*

Field Goals Made (Career)

1. Grady Hansen, 1979-83 832
2. Dennis Siefkes, 1969-73 652
3. Kendall Jacks, 2014-19 619
4. Dean deBuhr, 1962-66 586
5. Brad Joens, 1997-01 550
6. Dean Elofson, 1966-70 539
7. Amry Shelby, 2009-13 535
8. Tyler Johnson, 1995-99 518
9. Craig Phillip, 1994-98 498
10. Todd Klostermann, 2000-05 489

Field Goals Made (Season)

1. Grady Hansen, 1981-82 289
2. Grady Hansen, 1980-81 280
3. Dennis Siefkes, 1971-72 267
4. Dean deBuhr, 1964-65 243
5. Wayne Robinson, 1976-77 242
6. Tracy Penn, 1984-85 236
7. John Redmond, 1975-76 232
8. Leon McRae, 1980-81 222
9. Grady Hansen, 1982-83 206
10. Dennis Siefkes, 1972-73 204

Field Goals Made (Game)

1. Dennis Siefkes vs. Westmar (2/7/72) 19
 - Dennis Siefkes vs. Southern St. (1/11/71).... 19
 3. Dean deBuhr vs. Kearney St. (2/12/66).... 18
 4. Rich Anderson vs. Peru State (1/27/76) ... 17
 - Dean deBuhr vs. Neb. Wesleyan (2/6/65) ... 17
 6. Charlie Henderson vs. Peru St. (2/26/75).... 16
 - Dennis Siefkes vs. Briar Cliff (1/18/72).... 16
 - Bill Goodwin vs. Peru State (2/26/69)..... 16
 - Larry Berres at Concordia (1/26/60)..... 16
 10. Seven different times 15
- Most recently - Grady Hansen vs. Northwestern (12/4/81)*

Field Goals Attempted (Career)

1. Grady Hansen, 1979-83 1,567
2. Dean deBuhr, 1962-66 1,369
3. Brad Joens, 1997-01 1,312
4. Kendall Jacks, 2014-19 1,217
5. Dennis Siefkes, 1969-73 1,209
6. Dean Elofson, 1966-70 1,208
7. Amry Shelby, 2009-13 1,150
8. Dallas Hodges, 2003-07 1,074
9. Larry Coney, 1958-62 1,032
10. Tyler Johnson, 1995-99 1,030
10. Bob Strathman, 1964-68 1,030

Field Goals Attempted (Season)

1. Dean deBuhr, 1964-65 549
2. Grady Hansen, 1981-82 538
3. Grady Hansen, 1980-81 530
4. Dennis Siefkes, 1971-72 483
5. Tracy Penn, 1984-85 482
5. Wayne Robinson, 1976-77 482
7. John Redmond, 1975-76 476
8. Brad Edwards, 1981-82 470
9. Dean deBuhr, 1965-66 466
10. Rick Anderson, 1975-76 434

Field Goals Attempted (Game)

1. Dean deBuhr vs. Kearney St. (2/12/66).... 36
2. Dennis Siefkes vs. Briar Cliff (1/18/72).... 34
- Dean deBuhr vs. Neb. Wesleyan (2/6/65) 34
4. Dennis Siefkes vs. Westmar (2/7/72) 32
5. Rich Anderson vs. Kearney St. (1/20/76) . 30
6. Dean deBuhr at Peru State (2/1/64)..... 29
7. Rich Anderson vs. Peru State (1/27/76) ... 28
8. Charles Rachow vs. Westmar (1/9/61)..... 26
9. Dave Schneider at Hastings (3/3/70)..... 25

Free Throws Made (Career)

1. Larry Coney, 1958-62 525
2. Tyler Johnson, 1995-99 520
3. Todd Klostermann, 2000-05 385
4. Amry Shelby, 2009-13 381
5. Brett Cain, 2001-05 374
6. Craig Phillip, 1994-98 364
7. Dean deBuhr, 1962-66 320
8. Kendall Jacks, 2014-19 318
9. **Jordan Janssen 2018-pres. 300**
10. Dean Elofson, 1966-70 280



Amry Shelby (2009-13) ranked second in NCAA Division II in his senior season making 93.5 percent (87-93) of his free throws. He currently ranks fourth in career made free throws (381) and shot 84.6 percent from the line (381-450) in his career at Wayne State.



WILDCAT RECORD BOOK



Free Throws Made (Season)

1. Larry Coney, 1959-60	177
2. Tyler Johnson, 1997-98	165
3. Larry Coney, 1961-62	164
4. Larry Coney, 1960-61	161
5. Jordan Janssen, 2019-20	150
6. Brett Cain, 2003-04	138
7. Brett Cain, 2004-05	136
8. Tyler Johnson, 1998-99	135
8. Marques Wilson, 1988-89	135
8. Mark Olsen, 1977-78	135
8. Joe Peitzmeier, 1977-78	135

Free Throws Made (Game)

1. Larry Coney vs. Kearney St. (1/12/62)	19-19
2. Tyler Johnson vs. Moorhead St. (1/10/96)	19-21
3. Dusty Smith vs. Winona State (2/19/05)	17-20
4. Larry Coney vs. Kearney St. (1/9/60)	16-17
5. Brett Cain at SMSU (2/27/04)	15-19
6. Tyler Johnson vs. Minn. Morris (2/22/97)	14-16
7. Brett Cain vs. Minnesota Crookston (2/20/04)	14-19
8. Brett Cain vs. MSU Moorhead (1/31/04)	14-19
9. Tyler Johnson vs. Morningside (11/20/98)	14-20
10. Calvin Sprew vs. Mo. Southern (2/23/85)	14-24

Free Throws Attempted (Career)

1. Tyler Johnson, 1995-99	719
2. Larry Coney, 1958-62	699
3. Todd Klostermann, 2000-05	533
4. Brett Cain, 2001-05	507
5. Craig Philipp, 1994-98	501
6. Amry Shelby, 2009-13	450
7. Dean deBuhr, 1962-66	427
8. Dean Elofson, 1966-60	426
9. Dennis Siefkes, 1969-73	425
10. Jordan Janssen 2018-pres.	410



Mike Fitzner (1994-97) made a single game school record 11 3-pointers during his senior season vs. Rockhurst.

Free Throws Attempted (Season)

1. Larry Coney, 1959-60	238
2. Larry Coney, 1960-61	215
3. Tyler Johnson, 1997-98	214
4. Jordan Janssen, 2019-20	209
5. Larry Coney, 1961-62	207
6. Marques Wilson, 1988-89	206
7. Brett Cain, 2003-04	187
7. Todd Klostermann, 2002-03	187
9. Mark Olsen, 1977-78	183
10. Eric Henderson, 1999-00	180

Free Throws Attempted (Game)

1. Calvin Sprew vs. Mo. Southern (2/23/85)	24
2. Tyler Johnson vs. Moorhead St. (1/10/96)	21
3. Dusty Smith vs. Winona State (2/19/05)	20
Tyler Johnson vs. Morningside (11/20/98)	20
5. Brett Cain at Southwest Minn. St. (2/27/04)	19
Brett Cain vs. Minn. Crookston (2/20/04)	19
Brett Cain vs. MSU Moorhead (1/31/04)	19
Larry Coney vs. Kearney State (1/12/62)	19

Free Throw Percentage (Game)

(Minimum 10 attempts)

1. Larry Coney (19-19) vs. Kearney St. (1/12/62)	1.000
2. Leon McRae (14-14) vs. Chadron State (2/27/81)	1.000
3. David Walters (12-12) at UMary (12/9/06)	1.000
3. Todd Klostermann (12-12) at SDSU (12/28/04)	1.000
3. Steve Dunbar (12-12) vs. Dana College (1/6/90)	1.000
6. Amry Shelby (11-11) vs. Augustana (1/15/11)	1.000
6. Jon Harvey (11-11) vs. Culver Stockton (12/31/72)	1.000
6. Larry Coney (11-11) at Southern State (12/13/60)	1.000
9. nine tied at 10-10, last by Matt Thomas (2/4/17)	1.000

Three-point Field Goals Made (Career)

1. Brad Joens, 1997-01	310
2. Bryce Caldwell, 2004-08	294
3. Mike Fitzner, 1994-97	259
4. Dusty Smith, 2002-06	209
5. Steve Dunbar, 1987-92	183
6. Scott Hurley, 1986-88	182
7. Jason Diaz, 1995-99	181
8. Kyle White, 1992-96	179
9. Derek Archer, 2001-05	176
10. Nathan Mulder, 1997-01	169

Three-point Field Goals Made (Season)

1. Scott Hurley, 1986-87	116
2. Bryce Caldwell, 2007-08	111
3. Bryce Caldwell, 2006-07	99
4. Mike Fitzner, 1996-97	98
5. Brad Joens, 1999-00	97
6. Brad Joens, 1998-99	96
7. Mike Fitzner, 1994-95	88
8. Derek Archer, 2003-04	77
9. Brad Starken, 2010-11	74
10. Mike Fitzner, 1995-96	73

Three-Point Field Goals Made (Game)

1. Mike Fitzner vs. Rockhurst (2/26/97)	11
2. Bryce Caldwell vs. St. Cloud State (1/2/06)	10
3. Brad Joens vs. Moorhead St. (1/4/2000)	9
3. Mike Fitzner vs. Southwest St. (2/11/95)	9
5. Trevin Joseph at Sioux Falls (1/4/19)	8
5. Ryan Rolfzen vs. Crown College (11/19/13)	8
5. Bryce Caldwell at MSU Moorhead (2/22/08)	8
5. Mike Fitzner vs. NW Missouri (12/14/96)	8
5. Chad West vs. Colo. Mines (1/12/91)	8

3-Point Field Goal Percentage (Game)

1. Brad Joens vs. Moorhead State	1.000
9-for-9 (Jan. 14, 2000)	

Consecutive 3-Point Field Goals Made

1. Brad Joens	10
1/8/00 vs. Southwest State, 1/14/00 vs. Moorhead State	
1. Jason Diaz	10
1/2/99 at Rollins, 1/3/99 at Tampa	

Consecutive 3-Point Field Goals (Game)

1. Brad Joens vs. Moorhead State	9
9-for-9 (Jan. 14, 2000)	

Blocked Shots (Game)

1. Sean Thurston at Northern State (2/1/08)	6
1. Nate Parks vs. Northern State (11/20/93)	6
1. Byron Haas at Emporia State (1/24/87)	6
4. Ben Dentlinger at SMSU (2/12/21)	5
4. Jordan Janssen vs. Upper Iowa (1/23/21)	5
4. Jordan Janssen vs. Sioux Falls (1/3/20)	5
4. Jordan Janssen vs. Upper Iowa (12/6/19)	5
4. Ben Dentlinger vs. Univ. of Mary (2/27/19)	5
4. Ben Dentlinger vs. Neb.-Kearney (11/27/18)	5
4. Jonathon Thomas at SMSU (1/24/09)	5
4. Sean Thurston vs. Bemidji State (1/25/08)	5
4. Byron Haas at Missouri Western (1/13/87)	5

Blocked Shots (Season)

1. Ben Dentlinger, 2018-19	47
2. Jordan Janssen, 2019-20	42
3. Ben Dentlinger, 2019-20	40
4. Byron Haas, 1986-87	37
5. Ben Dentlinger, 2020-21	35
6. Jordan Janssen, 2018-19	34
6. Jonathan Thomas, 2008-09	34
6. Kevin Williams, 1986-87	34
9. Sean Thurston, 2007-08	33
10. Eric Henderson, 1997-98	32

Blocked Shots (Career)

1. Ben Dentlinger, 2017-pres.	122
2. Jordan Janssen, 2018-pres.	101
3. Eric Henderson, 1996-2000	100
4. Brett Cain, 2001-05	75
5. Jonathan Thomas, 2005-09	72
6. Greg Ryan, 1992-96	60
7. Eric Johnson, 2004-08	58
8. Jordan Cornelius, 2014-18	53
8. Jon Dolliver, 1997-2000	53
10. Byron Haas, 1986-88	51



WILDCAT RECORD BOOK



Points

1. 2,753.....	1999-00
2. 2,734.....	1976-77
3. 2,653.....	1977-78
4. 2,524.....	1981-82
5. 2,514.....	1982-83
6. 2,504.....	1983-84
7. 2,473.....	2018-19
8. 2,450.....	1986-87
9. 2,417.....	1980-81
9. 2,417.....	1996-97

Points Per Game

1. 91.1 (2,734 in 30 games).....	1976-77
2. 88.4 (2,653 in 30 games).....	1977-78
3. 86.3 (2,417 in 28 games).....	1996-97
3. 86.3 (1,898 in 22 games).....	1965-66
5. 86.0 (2,753 in 32 games).....	1999-00
6. 85.0 (2,125 in 25 games).....	1975-76
7. 83.9 (2,267 in 27 games).....	1967-68
8. 82.4 (2,225 in 27 games).....	1968-69
9. 83.3 (2,387 in 29 games).....	1969-70
10. 81.0 (1944 in 24 games).....	1974-75

Field Goals Made

1. 1,062.....	1983-84
2. 1,060.....	1976-77
3. 1,050.....	1981-82
4. 1,044.....	1982-83
5. 1,017.....	1977-78
5. 1,017.....	1980-81
6. 975.....	1984-85
7. 959.....	1999-00
8. 948.....	1986-87
9. 937.....	1969-70
10. 926.....	2018-19

Field Goals Attempted

1. 2,451.....	1976-77
2. 2,404.....	1977-78
3. 2,305.....	1983-84
4. 2,257.....	1982-83
5. 2,229.....	1981-82
6. 2,136.....	1980-81
7. 2,010.....	1986-87
8. 2,000.....	1975-76
9. 1,995.....	1984-85
10. 1,977.....	1969-70

Field Goal Percentage

1. .495 (708-1429).....	2009-10
2. .494 (959-1943).....	1999-00
3. .489 (975-1995).....	1984-85
4. .487 (759-1558).....	2003-04
5. .483 (926-1918).....	2018-19
6. .482 (863-1792).....	1967-68
7. .478 (747-1563).....	1998-99
8. .476 (1017-2136).....	1980-81
8. .476 (749-1573).....	1965-66
10. .475 (871-1835).....	1978-79

Free Throws Made

1. 619.....	1977-78
2. 614.....	1976-77
3. 569.....	1999-00
4. 560.....	1959-60
5. 541.....	1967-68
6. 523.....	1998-99
7. 513.....	1969-70
8. 509.....	1989-90
9. 506.....	1996-97
10. 501.....	1997-98

Free Throws Attempted

1. 869.....	1976-77
2. 862.....	1977-78
3. 784.....	1967-68
4. 771.....	1999-00
5. 769.....	1996-97
6. 763.....	1959-60
7. 748.....	1969-70
8. 729.....	1998-99
9. 717.....	1989-90
10. 707.....	1997-98

Free Throw Percentage

1. .775 (517-667).....	2004-05
2. .763 (408-535).....	2018-19
3. .762 (435-571).....	2016-17
3. .762 (500-656).....	2003-04
5. .757 (451-596).....	2000-01
6. .747 (399-534).....	2010-11
7. .738 (569-771).....	1999-00
8. .734 (560-763).....	1959-60
9. .733 (344-469).....	2012-13
10. .731 (380-520).....	2017-18

Three-Point Field Goals Made

1. 266.....	1999-00
2. 256.....	1995-96
3. 226.....	1998-99
4. 224.....	2000-01
5. 223.....	1996-97
6. 217.....	2016-17
7. 215.....	2003-04
8. 213.....	2018-19
9. 207.....	2017-18
10. 206.....	2004-05

Three-Point Field Goals Attempted

1. 672.....	1995-96
2. 647.....	1999-00
3. 613.....	1996-97
4. 606.....	2018-19
5. 601.....	2014-15
6. 587.....	2016-17
7. 581.....	2000-01
8. 577.....	2019-20
9. 575.....	2017-18
10. 569.....	2015-16

Three-Point Field Goal Percentage

1. .435 (215-494).....	2003-04
2. .426 (162-380).....	1986-87
3. .415 (206-496).....	2004-05
4. .411 (266-647).....	1999-00
5. .401 (174-434).....	1990-91
6. .399 (226-566).....	1998-99
7. .391 (157-402).....	2009-10
8. .386 (224-581).....	2000-01
9. .381 (256-672).....	1995-96
10.377 (189-501).....	2012-13

Three-Point Field Goals Made (Game)

1. 18 vs. Nebraska Christian.....	12-6-03
2. 16 vs. Northern State.....	1-31-96
3. 15 vs. MSU Moorhead.....	1-7-06
3. 15 vs. St. Cloud State.....	1-2-06
3. 15 vs. Minnesota Crookston.....	1-15-00
3. 15 vs. Rockhurst College.....	2-26-97
3. 15 vs. Colorado School of Mines.....	1-12-91
8. 14 vs. Eastern New Mexico.....	11-26-16
8. 14 at MSU Moorhead.....	1-19-07
8. 14 at Bemidji State.....	2-3-96

Rebounds

1. 1,482.....	1969-70
2. 1,426.....	1982-83
3. 1,410.....	1976-77
4. 1,385.....	1961-62
5. 1,378.....	1977-78
6. 1,362.....	1981-82
7. 1,323.....	1968-69
8. 1,301.....	1983-84
9. 1,294.....	1972-73
10. 1,292.....	1958-59

Assists (since 1977-78)

1. 637.....	1986-87
2. 555.....	1999-00
3. 541.....	1983-84
4. 518.....	1981-82
5. 514.....	1977-78
6. 507.....	1996-97
7. 506.....	1996-97
8. 491.....	1985-86
9. 467.....	1993-94
10. 457.....	1998-99

Steals (since 1983-84)

1. 282.....	1983-84
2. 276.....	1986-87
3. 272.....	1985-86
4. 270.....	1999-00
5. 246.....	1996-97
6. 234.....	2012-13
7. 225.....	2018-19
8. 221.....	1987-88
9. 219.....	2010-11
10. 216.....	1979-80

Blocked Shots (since 1983-84)

1. 140.....	2018-19
2. 115.....	2019-20
3. 99.....	2007-08
4. 93.....	1983-84
5. 87.....	1986-87
6. 81.....	1999-00
7. 77.....	2002-03
7. 77.....	2012-13
9. 76.....	1998-99
10. 75.....	2004-05

NOTE: Statistics kept from 1958-59 to present, except where indicated.

Most Points in Single Game

1. 137 (137-38).....	vs. York College, 11/19/94
2. 127 (127-60).....	vs. Peru State, 2/26/75
3. 123 (123-73).....	at Hastings College, 3/3/70
4. 119 (119-63).....	vs. Minn. Crookston, 1/15/00
5. 118 (118-111OT).....	at Minn. Crookston, 1/17/04
6. 118 (118-100).....	vs. Kearney State, 2/5/77
7. 117 (117-118/2OT).....	at Kearney St. 1/20/76
8. 116 (116-46).....	vs. Neb. Christian, 12/6/03
9. 116 (116-83).....	vs. Westmar, 2/7/72
10. 114 (114-11).....	Pierce HS, 1916



WILDCAT RECORD BOOK



MISCELLANEOUS TEAM RECORDS

Most Wins in a Season:

- 1. 26 (26-6).....1999-2000
- 2. 24 (24-3).....1967-68
- 3. 23 (23-5).....1998-99
- 3. 23 (23-6).....1969-70
- 3. 23 (23-4).....1968-69
- 6. 21 (21-10).....2018-19
- 6. 21 (21-7).....1996-97
- 8. 20 (20-7).....1997-98
- 9. 19 (19-7).....1959-60
- 10. 18 (18-12).....1976-77
- 10. 18 (18-8).....1961-62

Consecutive Wins:

- 1. 17 (Nov. 20, 1998-Feb. 6, 1999)
- 2. 15 (Jan. 28, 2000-March 10, 2000)
- 3. 13 (Feb. 1, 1997-Nov. 21, 1997)
- 4. 12 (Dec. 6, 1968-Jan. 23, 1969)
- 4. 12 (1924-25 season/dates N/A)
- 6. 11 (Dec. 9, 1969-Jan. 16, 1970)
- 6. 11 (Jan. 26, 1960-Feb. 29, 1960)
- 6. 11 (last 3 games of 1936, first 8 games of 1937/dates N/A)
- 9. 10 (1956-57 season/dates N/A)
- 10. 9 done six times - most recently (Nov. 13, 2018-Dec. 16, 2018)

Consecutive Home Wins (Overall):

- 35, (Dec. 30, 1967 - Nov. 24, 1970)
- 25, (Jan. 13, 1996 - Dec. 2, 1997)
- 17, (Jan. 31, 1998 - March 5, 1999)

Consecutive Home Wins (Season):

- 15, 1999-2000 (15-0)
- 14, 1996-97 (14-0)
- 13, 1998-99 (13-1)
- 13, 1969-70 (13-0)
- 13, 1968-69 (13-0)

Highest Winning Pct.: .889, 1967-68 (24-3)

Most Wins (2 years): 49, 1998-99 (23-5) and 1999-2000 (26-6)

Most Wins (3 years): 70, 1967-68 (24-3), 1968-69 (23-4) and 1969-70 (23-6)

Most Wins (4 years): 90, 1996-97 (21-7), 1997-98 (20-7), 1998-99 (23-5) ..and 1999-2000 (26-6)

Consecutive 20-win seasons:

- 4, 1996-97 (21), 1997-98 (20), 1998-99 (23) and 1999-2000 (26)

Highest National Ranking:


- No. 3, Feb. 1 & Feb. 8, 1999 (Division II Bulletin)

Highest Final National Ranking:

- No. 11, 1998-99 (Division II Bulletin)

Fewest Losses (min. 20 games):

- 3, 1967-68 (24-3)



The 1998-99 Wildcat men's basketball team won a school-record 17 straight games and went on to host the 1999 NCAA Division II North Central Region Tournament in Rice Auditorium.



ALL-TIME AWARD WINNERS



All-NSIC First Team

2018-19 Kendall Jacks
 2012-13 Amry Shelby
 2011-12 Amry Shelby
 2009-10 Brett Spiker
 2007-08 Bryce Caldwell
 2004-05 Brett Watson
 2003-04 Brett Cain
 2002-03 Todd Klostermann
 2000-01 Brad Joens
 2000-01 Jason Herlitzke
 1999-00 Jon Dolliver
 1999-00 Eric Henderson
 1999-00 Brad Joens

All-NSIC South Division First Team

2020-21 Jordan Janssen

All-NSIC Second Team

2019-20 Jordan Janssen
 2018-19 Trevin Joseph
 2016-17 Kendall Jacks
 2010-11 Amry Shelby
 2008-09 Jon Thomas
 2008-09 Brian Metz
 2007-08 Jamar Diggs
 2006-07 Bryce Caldwell
 2005-06 Dallas Hodges
 2004-05 Brett Cain

All-NSIC South Division Second Team

2020-21 Nate Mohr

All-NSIC Third Team

2006-07 Matt Rathje
 2005-06 Dusty Smith
 2004-05 Todd Klostermann

All-NSIC Honorable Mention

2018-19 Vance Janssen
 2017-18 Kendall Jacks
 2001-02 Todd Klostermann
 2000-01 Nathan Mulder

All-NSIC South Division Honorable Mention

2020-21 Alec Millender

All-NSIC South Division Player of the Year

2020-21 Jordan Janssen

All-NSIC South Division Freshman of the Year

2020-21 Justin Eagins

NSIC Coach of the Year

1999-00 Greg McDermott

NSIC South Division Coach of the Year

2020-21 Jeff Kaminsky

NSIC All Tournament Team

2008-09 Jamar Diggs
 2001-02 Jason Herlitzke
 2000-01 Eric Henderson
 2000-01 Brad Joens

NABC North Central District Coach of the Year

1989-99 Greg McDermott

All North Central Region All-Tournament Team

1999-00 Jon Dolliver
 1999-00 Eric Henderson
 1998-99 Tyler Johnson

NABC/Chevrolet-Silverado All-America First Team

1998-99 Tyler Johnson

Division II Bulletin All-American Second Team

1998-99 Tyler Johnson

Division II Bulletin All-American Honorable Mention

2000-01 Brad Joens
 1991-92 David Allen

NABC/All-Central Region First Team 2020-21

..... Jordan Janssen

NABC/North Central Region First Team

1998-99 Tyler Johnson

NABC/Oldsmobile All-North Central Region Second Team

1999-00 Brad Joens

NABC/Chevrolet-Chevy Trucks All-North Central District Second Team

1997-98 Tyler Johnson



Kendall Jacks (2014-19) ended his Wildcat career as the #2 scorer all-time and was a three-time All NSIC selection.



ALL-TIME AWARD WINNERS



NAIA All-American Honorable Mention

1969-70 Dave Schneider
 1969-70 Bill Goodwin
 1968-69 Dean Elofson
 1961-62 Larry Coney

All-NAIA District 11 First Team

1988-89 Marques Wilson
 1987-88 Scott Hurley
 1986-87 Scott Hurley
 1985-86 Russ Rosenquist
 1984-85 Tracy Penn
 1984-85 Calvin Sprew
 1981-82 Grady Hansen
 1980-81 Grady Hansen
 1978-79 Bob Reeson
 1977-78 Mark Olsen
 1976-77 Wayne Robinson
 1975-76 Johnny Redmond
 1975-76 Rick Anderson

All-NAIA District II Honorable Mention

1989-90 Eric Priebe
 1989-90 Steve Dunbar
 1988-89 Steve Dunbar
 1988-89 Mike McNamara
 1987-88 Mike McNamara
 1986-87 Vincent White
 1985-86 Vincent White
 1983-84 Vince Tillo
 1978-79 Zake Lorick

All-CSIC First Team

1987-88 Scott Hurley
 1986-87 Scott Hurley
 1984-85 Tracy Penn
 1981-82 Grady Hansen
 1980-81 Grady Hansen
 1979-80 Willie Summers
 1977-78 Mark Olsen
 1976-77 Wayne Robinson

All-CSIC Honorable Mention

1986-87 Vincent White
 1985-86 Russ Rosenquist
 1985-86 Vincent White
 1984-85 Calvin Sprew
 1984-85 Vince Tillo
 1983-84 Tracy Penn
 1980-81 Al Jones
 1980-81 Leon McRae
 1979-80 Zake Lorick
 1979-80 Leon McRae
 1979-80 Wattie Rhoda
 1978-79 Zake Lorick
 1978-79 Wattie Rhoda
 1978-79 Willie Summers
 1978-79 Bob Reeson
 1977-78 Lennie Adams
 1977-78 Dale Meyer

All-NAC First Team

1984-85 Tracy Penn
 1984-85 Calvin Sprew
 1983-84 Tracy Penn

All-NAC Honorable Mention

1984-85 Vince Tillo
 1983-84 Calvin Sprew
 1983-84 Vince Tillo

All-NCC First Team

1969-70 Dave Schneider
 1969-70 Bill Goodwin
 1968-69 Dean Elofson
 1967-68 Bob Strathman
 1966-67 Bob Strathman
 1962-63 Ron Jones
 1961-62 Larry Coney
 1959-60 Ron Raver
 1956-57 Erik Radke
 1956-57 Jim Whitney
 1953-54 Roger Higgins
 1952-53 Carl "Moose" Johnson

All-NCC Honorable Mention

1962-63 Denny Johnson
 1956-57 Kingsley Miner
 1956-57 Larry Buhl
 1956-57 Jerry Wisnieski

Omaha World Herald Nebraska College Athlete of the Year

1964-65 Dean deBuhr

Lincoln Journal Star Nebraska College Athlete of the Year

1964-65 Dean deBuhr

Number One Man NCC

1953-54 Roger Higgins

All-NIAA First Team

1938-39 Russell Bradford
 1937-38 Red Lingenfelter
 1937-38 Ervin Retzlaff
 1935-36 Cecil Lingenfelter
 1933-34 "Moose" Paul
 1932-33 "Moose" Paul
 1929-30 Roy Langfeldt
 1929-30 "Giant" Schwartz

All-NIAA Second Team

1933-34 Otis Decker

All-NIAA Honorable Mention

1938-39 Clarence Marshall
 1938-39 Harold Rembold
 1935-36 Harry Smith

All-Nebraska First Team

1938-39 Russell Bradford
 1925-26 Guy Best
 1924-25 Guy Best
 1923-24 Guy Best
 1922-23 Guy Best

All-Nebraska Honorable Mention

1923-24 Bon Moran
 1922-23 Les Rogers



ACADEMIC AWARD WINNERS



NSIC All-Academic Team of Excellence

2020-21 Henry Penner
 2018-19 Vance Janssen
 2018-19 Luke TerHark

NSIC All-Academic Team

2020-21 Ben Dentlinger
 2020-21 Jordan Janssen
 2020-21 Nate Thayer
 2019-20 Ben Dentlinger
 2019-20 Jordan Janssen
 2019-20 Nate Thayer
 2018-19 Ben Dentlinger
 2017-18 Dovydas Burneika
 2017-18 Jordan Cornelius
 2017-18 Brian Goodwin
 2017-18 Vance Janssen
 2017-18 Luke TerHark
 2017-18 Matt Thomas
 2017-18 JJ Zumbrennen
 2016-17 Dovydas Burneika
 2016-17 Jordan Cornelius
 2016-17 Brian Goodwin
 2016-17 Vance Janssen
 2016-17 Matt Thomas
 2016-17 JJ Zumbrennen
 2015-16 David Andersen
 2015-16 Dovydas Bruneika
 2015-16 Jordan Cornelius
 2015-16 JJ Zumbrennen
 2014-15 David Andersen
 2014-15 Jordan Holdsworth
 2014-15 Patrick Kurth
 2013-14 Tyler Bauschek
 2013-14 Patrick Kurth
 2013-14 Ryan Rolfzen
 2012-13 Adol Aluong
 2012-13 Tyler Bauschek
 2012-13 Patrick Kurth
 2012-13 Ryan Rolfzen
 2012-13 Amry Shelby
 2011-12 Adol Aluong
 2011-12 Tyler Bauschek
 2011-12 Ryan Rolfzen
 2011-12 Amry Shelby
 2010-11 Elijah Miller
 2010-11 Amry Shelby
 2009-10 Elijah Miller
 2009-10 Brian Metz
 2009-10 Brett Spiker
 2008-09 Brian Metz
 2007-08 Jamar Diggs
 2007-08 Brian Metz
 2007-08 Matt Rathje
 2006-07 Matt Rathje
 2006-07 David Walters
 2005-06 Dusty Smith
 2005-06 Matt Rathje
 2004-05 Troy Malone
 2004-05 Dusty Smith
 2004-05 Brett Watson
 2003-04 Tim Gesell
 2003-04 Kevin Kobs
 2003-04 Troy Malone
 2003-04 Travis Maloley
 2003-04 Dusty Smith
 2003-04 Colin Tague
 2003-04 Brett Watson

NSIC All-Academic Team (cont.)

2002-03 Tim Gesell
 2002-03 Colin Tague
 2002-03 Brett Watson
 2001-02 Tim Gesell
 2001-02 Kevin Kobs
 2000-01 Jason Herlitzke
 2000-01 Brad Joens
 2000-01 Kevin Lingenfelter
 2000-01 Nathan Mulder

CSIC All-Academic

1984-85 John Thomsen

Capital One Academic

All-District VII First Team

2014-15 Patrick Kurth
 2013-14 Ryan Rolfzen

ESPN the Magazine Academic

All-District VII Second Team

2009-10 Brian Metz
 2008-09 Brian Metz

ESPN the Magazine Academic

All-District VII Third Team

2005-06 Dusty Smith

Verizon Academic All-District VII

Second Team

2000-01 Brad Joens
 2000-01 Nathan Mulder

NSIC Myles Brand All-Academic

With Distinction Award

2017-18 Brian Goodwin
 2017-18 Matt Thomas
 2017-18 JJ Zumbrennen
 2015-16 David Andersen
 2013-14 Tyler Bauschek
 2013-14 Ryan Rolfzen



Brian Metz was a two-time ESPN The Magazine Academic All-District selection as a junior and senior (2008-10)



100-POINT GAMES



Wayne State's 100-Point Games (80-5)

Date	Opponent	Result	Score	Date	Opponent	Result	Score
1915-16	Pierce	W	114-11	2/15/78	Midland	W	102-88
1953-54	Morningside	W	104-98	2/21/78	Chadron State	W	100-97
1/26/60	Concordia	W	102-83	2/3/79	Fort Hays	W	100-77
2/13/60	Doane	W	113-96	12/28/83	Midland	W	108-94
12/14/61	Doane	W	103-61	2/14/84	Bellevue College	W	104-73
1/26/62	Doane	W	101-61	11/18/86	Dana College	W	101-85
2/16/63	Kearney State	W	109-82	11/24/87	Dana College	W	102-89
2/24/64	Peru State	W	101-98	11/28/87	Western Montana	L	103-114
11/30/65	Dana College	W	107-94	11/21/89	Dana College	W	113-104
12/29/65	Mayville State	W	105-97	12/11/89	Alaska-Fairbanks	L	102-112
2/12/66	Kearney State	W	109-82	1/5/90	Dana College	W	108-99
2/21/66	Southern State	W	106-74	1/30/90	Sioux Falls	W	100-74
2/4/67	Nebraska Wesleyan	W	111-96	12/7/90	Chadron State	W	100-86
2/10/68	Kearney State	W	112-69	12/8/90	South Dakota Tech	W	109-96
2/21/68	Peru State	W	100-67	1/12/91	Colorado Mines	W	105-69
11/30/68	Southern State	W	103-64	1/27/91	Colorado Mines	W	100-76
2/24/69	Southern State	W	107-81	12/6/91	Wisconsin-Parkside	W	100-66
11/25/69	Southern State	W	107-59	12/8/93	Morningside	W	102-99
1/9/70	Kearney State	W	100-83	11/19/94	York College	W	137-38
3/4/70	Hastings	W	123-73	1/20/96	Nebraska Kearney	W	103-91
12/29/71	Sioux Falls	W	101-84	1/31/96	Northern State	W	100-93
2/7/72	Westmar	W	116-83	2/3/96	Bemidji State	W	100-91
12/29/72	Missouri Valley	W	107-69	2/10/96	Briar Cliff	W	106-74
1/21/73	Peru State	W	102-91	1/7/97	Nebraska Christian	W	101-34
1/26/73	Mount Marty	W	107-77	2/22/97	Minnesota Morris	W	102-83
12/11/73	Winona	W	102-88	2/26/97	Rockhurst	W	104-102
12/3/74	Dana College	W	105-63	11/25/97	St. Mary (Kan.)	W	108-53
1/28/75	Westmar	W	109-80	2/19/98	Midland	W	104-62
2/26/75	Peru State	W	127-60	12/11/98	Rockford	W	110-82
12/9/75	Dakota Wesleyan	W	103-87	12/18/99	Grandview	W	106-57
1/20/76	Kearney State	L (2OT)	117-118	1/15/00	Minnesota Crookston	W	119-63
2/21/76	Hastings	L	101-109	2/18/00	Minnesota Crookston	W	107-68
2/25/76	Peru State	W	111-71	2/29/00	Minnesota Morris	W	100-63
11/23/76	Northwestern	W	102-85	11/25/03	York College	W	101-85
12/14/76	Midland	W	113-85	12/6/03	Nebraska Christian	W	116-46
1/28/77	Emporia State	W	100-84	1/17/04	Minnesota Crookston	W	118-111
2/5/77	Kearney State	W	118-100	1/8/10	at Minnesota Duluth	W (2OT)	111-104
2/16/77	Midland	W	101-86	1/17/17	Barclay College	W	100-58
2/22/77	Peru State	W	101-76	11/15/18	Nebraska Christian	W	101-52
11/29/77	Peru State	W	102-89	1/10/20	at Winona State	W (3OT)	102-97
12/10/77	Hastings	L	106-110				
1/10/78	Peru State	W	110-107				
1/27/78	Fort Hays	W	112-92				
1/28/78	Kearney State	W	106-88				
2/10/78	Fort Hays	W	109-104				



WILDCAT ALL-TIME HISTORY



1911-12

**Head Coach Edward Huntemer
(4-0)**

Wayne City.....	W 18-13
Wayne City.....	W 22-11
Pierce HS.....	W 19-13
Bancroft.....	W 24-5

1912-13

**Head Coach Edward Huntemer
(9-1)**

Omaha U.....	W 28-18
Wausa.....	W 27-12
Wayne Athletic Assn.....	W 22-6
Morningside Academy.....	W 42-10
Columbus YMCA.....	W 35-24
Sioux City YMCA.....	L 14-15
Wayne A. A.....	W 31-27
Pierce.....	W 18-16
Bancroft.....	W 36-8
Crofton.....	W 30-21

1913-14

**Head Coach Clyde U. Keckley
(7-4)**

Pierce H.S.....	W 35-16
Concord.....	W 57-32
Genoa.....	W 43-28
Pierce.....	L 19-39
Dana.....	W 27-26
Western Union.....	L 18-23
Bellevue College.....	L 28-35
Genoa.....	L 23-29
Sioux City Journal.....	W 52-9
Bellevue College.....	W 23-20
Western Union.....	W 43-27

1914-15

**Head Coach Clyde U. Keckley
(5-4)**

Sioux City Journal.....	W 44-29
Western Union.....	W 25-13
Bellevue College.....	W 25-13
Cotner.....	L 19-21
Omaha U.....	L 21-39
Cotner.....	L 15-16
Bellevue College.....	W 17-12
Creighton Law.....	W 28-22
Western Union.....	W 29-16

1915-16

**Head Coach John Gross
(3-3)**

Crofton Town.....	L 20-21
Pierce Town.....	L 24-33
Morningside.....	L 18-26
Western Union.....	W 31-20
Wayne Commercials.....	W 42-21
Pierce.....	W 114-11

1919-20

**Head Coach A.C. Serfling
(9-3)**

Dana College.....	W 31-19
Dana College.....	W 42-24
Nebraska Wesleyan.....	L 18-36
Kearney State.....	L 12-13
Seward.....	W 39-14
Buena Vista.....	W 40-19
Western Union.....	W 21-14
Trinity.....	W 23-18
Peru State.....	L 21-34
Chadron.....	W 39-18
Kearney State.....	W 38-15
Western Union.....	W 32-12

1920-21

**Head Coach Talmadge Marston
(1-11)**

Cotner.....	L 9-40
Nebraska Wesleyan.....	L 20-26
Cotner.....	L 12-25
Doane.....	L 16-25
Midland.....	L 13-29
Doane.....	L 13-34
Omaha U.....	L 23-36
Nebraska Wesleyan.....	L 17-35
Dana College.....	L 12-23
Western Union.....	L 5-29
Dana College.....	W 40-18

1921-22

**Head Coach Fred G. Dale
(0-4)**

Midland.....	L 18-63
Cotner.....	L 7-57
Cotner.....	L 13-55
Chadron.....	L 14-35

1922-23

**Head Coach Fred G. Dale
(5-7)**

Yankton.....	L 24-31
Cotner.....	L 21-22
Peru State.....	L 16-26
Midland.....	W 29-20
Cotner.....	L 14-19
Doane.....	L 25-31
Chadron.....	L 16-21
Chadron.....	W 11-6
Peru State.....	W 27-24
Western Union.....	W 39-24

1923-24

**Head Coach Fred G. Dale
(14-8)**

Yankton.....	W 20-19
Doane.....	W 31-10
Cotner.....	W 22-21
Nebraska Wesleyan.....	L 20-32
Omaha U.....	W 18-10
Kearney State.....	W 28-25
Cotner.....	W 34-17
Chadron.....	L 12-26
Midland.....	L 29-16
Omaha U.....	W 20-6
Doane.....	W 23-21
Chadron.....	W 20-12
Western Union.....	W 40-17
Midland.....	W 19-17

1924-25

**Head Coach Fred G. Dale
(12-1)**

Cotner.....	L 28-30
Dana College.....	W 36-28
Western Union.....	W 24-22
Cotner.....	W 22-19
Hastings.....	W 17-16
Dana College.....	W 27-13
Grand Island.....	W 19-14
Kearney State.....	W 29-18
Hastings.....	W 21-16
Western Union.....	W 67-19
Midland.....	W 22-5
Grand Island.....	W 37-17
Midland.....	W 56-18

1925-26

**Head Coach Fred G. Dale
(9-6)**

Yankton.....	L 26-20
Western Union.....	W 27-24
Yankton.....	L 15-24
Cotner.....	L 26-32
Nebraska Wesleyan.....	L 25-26
Midland.....	W 26-16
Grand Island.....	W 44-17
Western Union.....	L 29-33
Omaha U.....	W 25-20
Chadron.....	W 40-17
Hastings.....	L 35-37
Kearney State.....	W 30-21
Midland.....	W 41-21
Hastings.....	W 27-23
Cotner.....	W 26-21

1926-27

**Head Coach Fred G. Dale
(4-13)**

Western Union.....	W 38-36
Yankton.....	L 17-30
Dana College.....	W 39-12
Western Union.....	L 38-39
Yankton.....	L 22-23
Chadron.....	L 19-20
Omaha.....	W 41-19
Midland.....	L 28-35
York College.....	L 29-41
Hastings.....	L 21-27
Kearney State.....	L 16-27
Cotner.....	L 26-28
Nebraska Wesleyan.....	W 28-23
Omaha.....	L 23-33
Midland.....	L 20-23
Cotner.....	L 24-28
Hastings.....	L 27-40

1927-28

**Head Coach W. Ray Hickman
(4-9)**

Western Union.....	L 25-39
Yankton.....	L 23-42
Dana College.....	W 27-16
Western Union.....	L 16-45
Buena Vista.....	L 21-36
Morningside.....	L 15-48
Midland.....	L 23-30
Nebraska Wesleyan.....	L 16-28
Midland.....	L 13-40
Kearney State.....	L 27-44
Chadron.....	W 36-22
Hastings.....	W 28-25
Dana College.....	W 35-28

1928-29

**Head Coach W. Ray Hickman
(5-7)**

Yankton.....	L 23-30
Midland.....	L 22-32
Nebraska Wesleyan.....	L 26-27
Yankton.....	W 29-26
Midland.....	L 28-35
Western Union.....	W 40-37
Chadron.....	W 23-14
Peru State.....	L 23-36
Omaha University.....	W 29-19
Peru State.....	L 27-40
Kearney State.....	L 22-36
Omaha University.....	W 35-17



WILDCAT ALL-TIME HISTORY



1929-30

Head Coach W. Ray Hickman (13-3)

Morningside.....	L 17-20
Sioux Falls.....	W 21-19
Western Union.....	W 26-22
Nebraska Wesleyan.....	W 32-25
Cotner.....	W 37-30
Nebraska Wesleyan.....	W 40-29
Midland.....	W 40-28
Omaha University.....	W 21-12
Peru State.....	W 34-28
Morningside.....	W 26-23
Midland.....	L 30-42
Kearney State.....	L 30-42
Peru State.....	W 40-30
Norfolk.....	W 36-17
Chadron.....	W 50-26
Chadron.....	W 55-33

1930-31

Head Coach W. Ray Hickman (10-7)

Morningside.....	L 25-37
Hastings.....	W 33-23
Morningside.....	L 29-36
Western Union.....	L 27-35
Hastings.....	W 27-26
Western Union.....	W 36-24
Cotner.....	L 19-25
Kearney State.....	L 19-25
Peru State.....	L 20-30
Chadron.....	W 50-15
Chadron.....	W 35-15
South Dakota Teachers.....	W 33-26
School of Mines.....	W 28-26
Kearney State.....	W 35-19
Peru State.....	L 28-31
Chadron.....	W 37-19
Chadron.....	W 37-26

1931-32

Head Coach W. Ray Hickman (10-8)

Morningside.....	L 12-22
Midland.....	L 13-26
Hastings.....	W 37-32
NU B Team.....	W 47-37
Omaha University.....	L 17-24
Omaha University.....	L 27-42
Kearney State.....	L 24-38
Midland.....	L 29-31
Peru State.....	L 33-35
Chadron.....	W 41-37
Chadron.....	W 36-21
Kearney State.....	W 42-31
Hastings.....	L 31-38
Morningside.....	W 37-28
Peru State.....	W 34-21
NU B Team.....	W 46-28
Chadron.....	W 61-30
Chadron.....	W 46-10

1932-33

Head Coach W. Ray Hickman (6-7)

Springfield Normal.....	W 32-27
Midland.....	L 16-32
York College.....	W 47-34
Peru State.....	W 44-37
Kearney State.....	L 30-33
Chadron.....	W 43-26
Omaha University.....	L 35-42
Midland.....	L 25-46
Chadron.....	L 43-56
Chadron.....	L 42-45
Kearney State.....	W 39-27
Omaha University.....	L 32-38
Peru State.....	W 38-34

1933-34

Head Coach W. Ray Hickman (12-5)

Sioux Falls.....	W 35-21
Midland.....	W 33-19
Midland.....	L 17-29
Doane.....	W 27-22
Omaha University.....	L 34-46
Kearney State.....	L 32-33
Buena Vista.....	W 43-41
Western Union.....	W 42-25
Peru State.....	L 22-25
Chadron.....	W 43-40
Chadron.....	W 32-19
Buena Vista.....	W 44-28
Omaha University.....	L 27-34
Kearney State.....	W 48-40
Dakota Wesleyan.....	W 45-37
Western Union.....	W 43-28
Peru State.....	W 35-29

1934-35

Head Coach W. Ray Hickman (7-11)

Midland.....	L 26-28
School of Mines.....	W 28-24
Nebraska Wesleyan.....	W 34-24
Peru State.....	L 34-37
Kearney State.....	W 44-35
Buena Vista.....	L 26-30
Hastings.....	L 35-36
Nebraska Wesleyan.....	L 30-34
Omaha University.....	L 19-46
Omaha University.....	L 37-44
Hastings.....	L 29-33
Kearney State.....	W 33-26
Peru State.....	L 35-39
UNL B Team.....	L 26-27
Chadron.....	W 44-22
Chadron.....	W (Forfeit)
UNL B Team.....	W 29-24
Buena Vista.....	L 37-40

1935-36

Head Coach W. Ray Hickman (12-4)

Omaha.....	L 22-26
Omaha.....	W 39-26
Midland.....	W 44-36
Peru State.....	W 47-9
Kearney State.....	W 31-28
York College.....	W 41-34
Chadron.....	W 28-23
Chadron.....	W 45-24
Peru State.....	W 46-32
NU B Team.....	W 46-33
Nebraska Wesleyan.....	L 31-33
Buena Vista.....	W 35-22
Buena Vista.....	W 44-34
Midland.....	L 30-32
York College.....	W 41-31
NU B Team.....	L 30-35

1936-37

Head Coach W. Ray Hickman (12-5)

Midland.....	W 30-25
Omaha University.....	W 28-21
Omaha University.....	W 29-28
Kearney State.....	L 30-31
Dakota Wesleyan.....	L 40-42
York College.....	W 42-19
Peru State.....	W 51-29
Nebraska Wesleyan.....	W 36-30
Hastings.....	L 29-50
Midland.....	L 27-35
Kearney State.....	W 37-29
Chadron.....	W 39-26
Chadron.....	W 48-34

1936-37 (continued)

Peru State.....	L 27-40
Nebraska Wesleyan.....	W 47-35
Hastings.....	W 42-36
York College.....	W 55-21

1937-38

Head Coach W. Ray Hickman (12-4)

Omaha University.....	W 53-32
Midland.....	W 38-24
Omaha University.....	W 41-32
Nebraska Wesleyan.....	W 35-34
Buena Vista.....	W 43-30
Kearney State.....	W 48-35
Buena Vista.....	W 36-30
Midland.....	W 47-41
Peru State.....	L 35-53
Chadron.....	L 41-50
Chadron.....	L 45-46
NU B Team.....	W 43-40
Nebraska Wesleyan.....	W 45-34
NU B Team.....	W 44-39
Kearney State.....	W 56-41
Peru State.....	L 46-48

1938-39

Head Coach Jim Morrison (12-9)

Wahpeton.....	L 30-34
Northern.....	L 24-38
Valley City.....	W 30-26
Sioux Falls.....	W 35-34
Augustana.....	L 31-46
Omaha University.....	L 28-30
Omaha University.....	L 30-33
Nebraska Wesleyan.....	W 39-35
Kearney State.....	L 28-30
Kearney State.....	L 33-40
York College.....	W 34-32
Midland.....	W 41-24
Nebraska Wesleyan.....	L 20-43
Hastings.....	W 36-26
York College.....	W 34-25
Chadron.....	W 36-24
Chadron.....	W 40-36
Midland.....	W 44-36
Peru State.....	W 40-36
Hastings.....	W 38-31
Peru State.....	L 35-55

1939-40

Head Coach Jim Morrison (12-7)

Sioux Falls.....	W 31-30
Augustana.....	L 25-37
Nebraska Wesleyan.....	W 47-30
Hastings.....	W 50-34
Omaha University.....	L 38-43
Milwaukee Teachers.....	L 44-52
Kearney State.....	W 43-37
York College.....	W 35-19
Midland.....	W 42-31
Nebraska Wesleyan.....	W 46-34
Peru State.....	L 25-35
Kearney State.....	L 31-33
Chadron.....	L 35-56
Chadron.....	W 44-41
Hastings.....	W 49-47
Peru State.....	W 48-41
Midland.....	W 39-31
York College.....	W 36-30
Glenville, West Virginia.....	L 38-50



WILDCAT ALL-TIME HISTORY



1940-41

**Head Coach Jim Morrison
(13-6)**

Augustana	W 47-37
Sioux Falls	L 23-41
Gustavus Adolphus	L 29-38
Nebraska Wesleyan	W 45-26
Iowa Teachers	L 29-32
Chicago Teachers	L 31-33
Milwaukee Teachers	L 38-58
Kearney State	W 47-33
Sioux Falls	W 46-45
Nebraska Wesleyan	W 45-40
Peru State	W 34-27
Augustana	W 40-36
Kearney State	W 44-25
Hastings	W 47-33
Chadron	W 46-41
Chadron	L 38-40
Peru State	W 48-32
Iowa Teachers	W 41-36
Hastings	W 47-37

1941-42

**Head Coach Jim Morrison
(8-7)**

Augustana	L 25-43
Hastings	W 37-24
Dakota Wesleyan	W 27-25
Augustana	L 26-31
Dakota Wesleyan	L 38-43
Nebraska Wesleyan	W 52-40
Peru State	L 35-43
Western Union	W 51-47
Kearney State	W 51-36
Chadron	L 32-44
Chadron	L 34-42
Peru State	W 44-33
Western Union	L 33-43
Kearney State	W 46-42
Nebraska Wesleyan	W 32-28

1942-43

**Head Coach Ray Schriener
Ralph Ginn
(11-6)**

Morningside	L 39-40
Morningside	L 35-51
Midland	W 63-51
Midland	W 31-23
Hastings	W 60-28
Kearney State	W 49-38
Doane	W 47-42
York College	L 46-50
Midland	L 45-50
Kearney State	W 55-44
Peru State	L 37-52
Doane	W 45-28
Old Home	W 64-44
York College	W 60-58
Peru State	W 55-48
Kearney State	L 50-64
Hastings	W 53-41

1943-44

**Head Coach Ralph Ginn
(7-3)**

Midland	L 26-30
SC Olsons Sports	W 57-27
Omaha University	L 36-54
Morningside	W 35-21
Norfolk Jrs.	W 30-26
Midland	W 39-30
Morningside	W 47-26
Omaha University	L 39-55
SC Army Sub Depot	W 71-31
Norfolk College	W 39-34

1944-45

**Head Coach Fred G. Dale
(6-6)**

Sioux City Airbase	L 27-33
Norfolk College	L 18-45
Morningside	W 42-18
Norfolk College	L 26-29
Morningside	W 42-34
Western Union	W 48-45
Luther	W 50-18
Norfolk JC	L 25-29
Morningside	W 45-29
Midland	L 38-42
Midland	L 25-48
Western Union	W 48-45

1945-46

**Head Coach Jim Morrison
(10-7)**

Doane	W 56-51
Dakota Wesleyan	L 26-49
University of South Dakota	L 46-60
Yankton	L 38-47
Omaha University	W 57-29
Omaha University	W 55-21
Midland	L 34-46
Hastings	L 37-45
Hastings	W 41-38
Kearney State	W 65-44
Yankton	W 77-46
Peru State	L 54-57
Dakota Wesleyan	L 45-59
Doane	W 52-47
Hastings	W 61-29
Peru State	W 47-43
Kearney State	W 41-36

1946-47

**Head Coach Donald Emory
(6-14)**

Western Union	W 47-44
Omaha University	L 36-50
York College	L 50-61
Hastings	L 34-40
York College	L 46-50
Midland	L 40-48
Sioux City Business School	W 52-27
Midland	L 28-41
Peru State	L 45-56
Nebraska Wesleyan	L 40-41
Doane	L 41-58
Hastings	L 39-46
Chadron State	W 59-55
Chadron State	W 56-42
Nebraska Wesleyan	W 36-31
Midland	W 36-35
Iowa Wesleyan	L 39-45
Western Union	L 35-41
Kearney State	L 44-51
Hastings	L 33-44

1947-48

**Head Coach Donald Meek
(16-8)**

Western Union	W 37-29
Omaha University	L 42-51
Morningside	L 42-43
Hastings	L 20-27
Kearney State	W 62-50
York College	W 38-34
Nebraska Wesleyan	W 30-28
Peru State	L 37-43
Midland	W 36-25
Midland	L 44-48
Peru State	W 53-36
Morningside	W 52-47
Nebraska Wesleyan	W 51-38
Doane	L 41-43
Western Union	W 63-53
Chadron	W 58-49

1947-48 (continued)

Chadron	W 52-44
Midland	W 57-47
Nebraska Wesleyan	L 34-47
York College	W 54-42
Doane	W 40-39
Kearney State	L 56-57
Hastings	W 44-43
Peru State	W 45-41

1948-49

**Head Coach Donald Meek
(9-12)**

Morningside	L 52-62
University of South Dakota	L 43-59
Morningside	L 53-54
Midland	W 62-48
Drury	W 46-44
Southwest Missouri	L 40-43
Kearney State	W 54-53
Nebraska Wesleyan	W 52-46
Midland	W 52-47
Peru State	L 39-48
Doane	L 51-53
York College	W 67-49
Kearney State	L 45-54
Peru State	L 44-52
Chadron	L 27-45
Chadron	W 61-40
Nebraska Wesleyan	L 50-61
Hastings	W 56-47
Doane	L 41-43
York College	W 73-71
Hastings	L 52-65

1949-50

**Head Coach Charles Obye
(8-14)**

Morningside	L 46-61
Mankato State	L 38-61
Yankton	W 68-56
Morningside	L 44-54
Midland	W 50-41
Dubuque University	L 55-75
Westmar	L 45-47
Kearney State	L 55-64
Westmar	L 50-66
Doane	W 66-62
Midland	W 58-51
Hastings	L 47-54
Peru State	L 59-86
York College	W 68-63
Kearney State	L 50-54
Chadron	L 66-90
Chadron	L 54-57
Nebraska Wesleyan	W 62-60
Hastings	L 68-82
Doane	W 58-57
York College	W 59-50
Peru State	L 52-60

1950-51

**Head Coach Charles Obye
(8-14)**

Augustana	W 65-61
Sioux Falls	L 54-55
Sioux Falls	W 74-48
Buena Vista	L 58-69
Buena Vista	L 52-54
Augustana	L 55-64
Nebraska Wesleyan	L 60-64
Midland	W 59-50
Midland	W 66-65
Kearney State	L 64-73
Hastings	L 54-78
Doane	L 49-60
Peru State	L 52-69
York College	W 86-68
Peru State	L 44-86
Chadron	L 60-62



WILDCAT ALL-TIME HISTORY



1950-51 (continued)

Chadron	W 61-55
Nebraska Wesleyan	L 52-55
Hastings	L 55-68
York College	W 99-52
Kearney State	L 64-79
Doane	W 68-65

1951-52

Head Coach Charles Obye (8-13)

Morningside	L 65-71
Westmar	L 58-62
Westmar	L 54-61
Morningside	L 58-73
Sioux Falls	W 77-54
Westmar	W 55-50
Mankato State	L 68-76
Nebraska Wesleyan	L 44-59
Midland	L 52-54
Doane	W 62-61
Peru State	W 72-70
Hastings	L 40-61
Kearney State	L 60-68
Kearney State	W 45-43
Chadron	L 54-70
Chadron	L 66-84
Nebraska Wesleyan	L 39-59
Peru State	W 69-68
Hastings	L 69-87
Doane	W 71-59
Midland	W 77-60

1952-53

Head Coach Charles Obye (14-11)

Augustana	L 59-71
Southern Teachers	L 59-62
Omaha University	L 56-70
Southern Teachers	W 71-63
Augustana	W 77-54
Yankton	L 56-64
Peru State	L 64-73
Nebraska Wesleyan	L 66-69
Midland	W 73-49
Doane	W 66-65
Omaha University	L 61-70
Yankton	W 80-73
Hastings	L 63-67
Kearney State	W 76-74
Chadron	W 82-77
Chadron	W 85-76
Doane	L 54-60
Hastings	W 77-61
Nebraska Wesleyan	L 57-76
Kearney State	W 63-59
Midland	W 93-81
Peru State	W 73-72
Midland	W 74-53
Doane	W 71-50
Nebraska Wesleyan	L 71-73

1953-54

Head Coach Charles Obye (12-9)

Omaha University	L 65-66
Morningside	W 104-98
Southern Teachers	L 64-69
Omaha University	W 85-77
Southern Teachers	W 81-69
Doane	L 58-60
Kearney State	W 60-51
Nebraska Wesleyan	L 65-75
Midland	W 86-72
Doane	W 89-63
Peru State	W 57-51
Hastings	L 62-69
Kearney State	L 69-77
Chadron	W 63-55
Chadron	L 55-69

1953-54 (continued)

Doane	W 68-54
Hastings	W 69-65
Nebraska Wesleyan	L 68-77
Peru State	W 80-60
Kearney State	W 76-63
Midland	L 61-70

1954-55

Head Coach Charles Obye (11-9)

Westmar	L 77-95
Omaha University	L 70-72
Southern Teachers	W 91-82
Omaha University	L 68-80
Southern Teachers	W 91-82
Morningside	W 74-64
Buena Vista	L 50-59
Midland	W 85-56
Dakota Wesleyan	L 67-77
Valley City	W 89-60
Kearney State	W 74-62
Midland	W 78-69
Chadron	L 83-100
Chadron	L 70-77
Hastings	L 54-64
Peru State	W 91-83
Nebraska Wesleyan	L 71-73
Peru State	W 82-69
Doane	W 80-75
Midland	W 92-63

1955-56

Head Coach Charles Obye (11-13)

Omaha University	W 73-69
Augustana	W 84-70
Southern Teachers	W 83-73
Westmar	L 76-90
Southern Teachers	W 78-76
Colorado State	L 56-67
Colorado State	L 61-86
Buena Vista	W 82-61
Westmar	W 78-73
Kearney State	W 82-69
Midland	W 75-48
Hastings	L 64-87
Kearney State	L 72-75
Peru State	L 71-79
Chadron	L 78-83
Chadron	L 73-74
Nebraska Wesleyan	W 67-61
Hastings	L 77-84
Doane	W 84-81
Nebraska Wesleyan	L 81-86
Peru State	L 76-87
Doane	L 70-74
Midland	W 85-84

1956-57

Head Coach Charles Obye (15-9)

Southern Teachers	W 58-57
Westmar	L 80-86
Omaha University	L 79-87
Southern Teachers	L 53-56
Westmar	L 75-77
Kearney State	L 70-72
Midland	W 99-82
Hastings	W 73-65
Kearney State	W 94-78
Chadron	W 81-57
Chadron	W 74-68
Peru State	W 93-80
Nebraska Wesleyan	W 85-67
Hastings	W 87-71
Doane	W 90-84
Peru State	W 60-58
Doane	L 89-110
Midland	W 93-72

1956-57 (continued)

Nebraska Wesleyan	L 69-83
Kearney State	L 60-66
Doane	W 63-51
Kearney State	W 75-67
Kearney State	W 83-82
Stetson University	L 84-100

1957-58

Head Coach George Radovich (14-8)

Southern Teachers	W 66-51
Augustana	L 58-64
Westmar	W 68-58
Dana College	W 66-55
Kearney State	W 90-53
Southern Teachers	W 67-58
Hastings	L 51-66
Kearney State	L 47-61
Nebraska Wesleyan	L 68-69
Chadron	L 43-71
Chadron	L 58-58
Midland	W 64-39
Concordia	W 58-45
Peru State	W 63-59
Hastings	W 65-64
Nebraska Wesleyan	L 47-59
Doane	W 74-57
Peru State	L 60-63
Doane	W 93-80
Midland	W 77-65
Doane	W 70-38
Concordia	W 75-51

1958-59

Head Coach George Radovich (17-8)

Southern Teachers	W 81-79
Westmar	W 75-56
Southern Teachers	L 60-62
Dana College	W 76-56
Nebraska Wesleyan	L 59-71
Westmar	L 46-48
Buena Vista	W 62-47
Hastings	L 44-69
Kearney State	L 64-73
Westmar	W 68-49
Chadron	W 47-46
Chadron	W 42-38
Nebraska Wesleyan	L 55-58
Midland	W 83-73
Concordia	W 88-50
Peru State	L 55-61
Hastings	W 61-56
Kearney State	W 78-75
Doane	W 75-41
Peru State	W 59-58
Doane	W 79-63
Concordia	W 70-53
Midland	W 82-45
Dana College	W 81-60
Nebraska Wesleyan	L 61-67

1959-60

Head Coach Al Svenningson (19-7)

Winona State	W 85-74
Northwest Missouri	L 49-70
Southern Teachers	L 73-74
Dana College	W 74-41
Westmar	W 81-69
Nebraska Wesleyan	L 60-66
Augustana	W 81-69
Gustavus Adolphus	L 62-66
Hastings	W 83-51
Kearney State	W 91-78
Chadron	W 75-63
Chadron	L 64-71
Nebraska Wesleyan	W 77-76
Midland	L 65-79



WILDCAT ALL-TIME HISTORY



1959-60 (continued)

Concordia	W 102-83
Peru State	W 58-56
Hastings	W 78-68
Kearney State	W 93-80
Doane	W 104-85
Peru State	W 70-65
Doane	W 113-96
Concordia	W 86-62
Midland	W 69-58
Dana College	W 64-50
Peru State	W 71-56
Nebraska Wesleyan	L 66-89

1960-61

Head Coach Al Svenningson (12-12)

Winona State	W 60-49
La Crosse State	L 63-65
Omaha University	W 72-64
Concordia (Neb.)	W 83-51
Northwest Missouri	L 54-55
Southern State (S.D.)	L 70-83
Doane	L 76-77
Adams State	W 83-67
St. Cloud State	L 55-65
Midland	L 63-82
Dana College	W 77-50
Westmar	L 71-72
Kearney State	L 61-69
Hastings	W 66-51
Nebraska Wesleyan	L 75-82
Doane	W 84-76
Peru State	W 67-61
Buena Vista	W 74-65
Chadron	L 61-71
Chadron	L 68-78
Nebraska Wesleyan	W 76-66
Peru State	L 66-76
Hastings	W 65-54
Kearney State	W 88-86

1961-62

Head Coach Al Svenningson (18-8)

Southern State	W 67-57
Omaha University	W 60-45
Lincoln, Missouri	L 50-80
Northwest Missouri	L 43-61
University of South Dakota	L 71-76
Doane	W 103-61
Northern (S.D.)	W 63-62
Northwest Missouri	W 54-47
Valley City (N.D.)	W 81-62
Washburn	W 73-57
Midland	L 63-66
Dana College	W 72-54
Westmar	W 72-64
Kearney State	W 90-74
Hastings	W 68-56
Nebraska Wesleyan	L 65-67
Doane	W 101-61
Peru State	L 56-65
Chadron	W 83-69
Chadron	W 87-78
Nebraska Wesleyan	W 82-67
Peru State	L 75-82
Hastings	W 89-78
Kearney State	W 96-71
Midland	W 71-60
Peru State	L 77-87

1962-63

Head Coach Al Svenningson (14-11)

Chicago Teachers	W 89-87
De Paul	L 45-73
Northwestern College	W 63-58
Lincoln, Missouri	L 69-72
Midland	W 63-61
Southern State	W 80-75
Huron College	L 83-96
Northern (S.D.)	L 65-80
Washburn	L 69-72
Colorado State	W 78-70
Westmar	W 74-69
Chadron	W 74-69
Chadron	W 56-36
Hastings	W 79-68
Kearney State	W 89-83
Doane	W 80-78
Northwest Missouri	L 86-94
Peru State	L 56-69
Nebraska Wesleyan	L 63-97
Kearney State	W 109-82
Hastings	L 61-63
Doane	L 85-87
Peru State	W 92-58
Omaha University	W 73-55
Peru State	L 60-61

1963-64

Head Coach Al Svenningson (13-11)

Northwest Missouri	W 59-55
Westmar	W 89-79
Hamline	L 72-75
St. Thomas	L 64-72
Midland	W 90-70
Northern (S.D.)	W 78-64
Huron College	W 85-65
Dakota Wesleyan	L 84-86
Gustavus Adolphus	L 76-87
Concordia (Neb.)	W 70-60
Northwestern	L 80-85
Chadron	W 76-69
Chadron	W 73-70
Hastings	L 82-97
Kearney State	W 84-79
Doane	L 89-91
Peru State	L 80-84
Nebraska Wesleyan	L 76-93
Southern State	W 88-77
Kearney State	W 90-84
Hastings	L 76-102
Doane	W 99-77
Southern State	W 80-68
Peru State	L 55-57

1964-65

Head Coach Al Svenningson (17-7)

Dana	W 86-83
Hamline	W 86-77
Westmar	W 74-73
Washburn	L 63-67
Northwest Missouri	L 78-79
Midland	W 81-73
South Dakota Tech	W 78-52
River Falls State	W 83-72
Northern (S.D.)	L 52-74
Northwestern	W 65-56
Chadron	W 67-58
Chadron	W 88-62
Hastings	L 64-94
Kearney State	L 80-88
Southern State	W 80-70
Concordia (Neb.)	W 69-62
Northwest Missouri	W 91-73
Peru State	L 70-76
Nebraska Wesleyan	W 94-85
Kearney State	W 98-88
Hastings	L 65-82
Morningside	W 82-74
Southern State	W 85-79
Peru State	W 101-98

1965-66


Head Coach Al Svenningson (16-6)

Dana College	W 107-94
St. Thomas	L 72-96
Macalester	L 64-68
Midland	W 80-63
Northern State	W 73-64
Washburn	W 84-75
Mayville State	W 105-97
Dakota Wesleyan	L 81-98
Northwestern	W 67-64
Chadron	W 87-75
Chadron	L 65-70
Hastings	W 95-69
Kearney State	L 69-89
Southern State	W 98-59
Atlantic (Columbia)	W 98-61
Peru State	L 63-89
Nebraska Wesleyan	W 99-81
Kearney State	W 109-82
Hastings	W 89-86
Morningside	W 89-88
Southern State	W 106-74
Peru State	W 97-87

1966-67

Head Coach Al Svenningson (12-11)

Dana College	L 78-84
Denver University	L 50-92
Colorado Mines	L 96-118
Midland	W 84-75
Winona State	L 77-83
Northwestern	W 98-71
Eau Claire, Wisconsin	W 87-76
Blackhills State	L 61-81
Northern State	L 54-74
Chadron	L 76-84
Chadron	L 75-98
Hastings	W 87-72
Kearney State	L 79-81
Southern State	W 65-60
Doane	W 72-71
Peru State	W 98-86
Nebraska Wesleyan	W 111-96
Morningside	L 84-87
Kearney State	W 84-74
Hastings	L 63-81
Doane	W 75-65
Southern State	W 98-67
Peru State	W 89-84





WILDCAT ALL-TIME HISTORY



1967-68

Head Coach Dave Gunther (24-3)

Dana College.....	W 88-82
La Crosse State.....	W 93-70
Winona State.....	W 75-61
Dakota Wesleyan.....	W 91-79
Nebraska Wesleyan.....	W 80-77
Northwestern.....	W 91-63
Westmar.....	L 66-70
Pittsburg State.....	W 66-47
Chadron.....	W 77-63
Chadron.....	W 80-56
Hastings.....	W 75-49
Kearney State.....	W 85-67
Southern State.....	W 91-75
Morningside.....	W 88-66
Doane.....	W 81-74
Peru State.....	L 77-79
Nebraska Wesleyan.....	W 79-72
Midland.....	W 91-74
Kearney State.....	W 112-69
Hastings.....	W 77-72
Doane.....	W 86-81
Southern State.....	W 96-62
Peru State.....	W 100-67
Doane.....	W 88-86
Doane.....	W 85-65
Eastern Montana State.....	L 70-83

1968-69

Head Coach Dave Gunther (23-4)

Southern State.....	W 103-64
Dakota Wesleyan.....	L 93-95
Macalester.....	W 78-76
Westmar.....	W 73-67
Concordia NE.....	W 93-56
Northern State.....	W 79-52
Buena Vista.....	W 87-74
UNO.....	W 74-67
Chadron.....	W 90-61
Midland.....	W 91-69
Kearney State.....	W 71-64
Northwestern.....	W 84-54
Doane.....	W 75-58
Hastings.....	W 78-55
Peru State.....	L 82-90
Morningside.....	W 76-53
Nebraska Wesleyan.....	W 85-59
Dana College.....	W 73-60
Kearney State.....	W 63-58
Hastings.....	W 91-71
Doane.....	L 71-77
Chadron.....	W 76-66
Southern State.....	W 107-81
Peru State.....	W 97-66
Doane.....	W 88-71
Doane.....	W 77-71
Howard Payne.....	L 70-94

1969-70

Head Coach Dave Gunther (23-6)

Southern State.....	W 107-59
Southwest Minnesota.....	W 80-59
John Brown.....	W 90-89
Southern Baptist.....	L 63-68
Concordia NE.....	W 93-71
Northwestern.....	W 93-71
Westmar.....	W 73-58
Northern State.....	W 88-71
Gustavus Adolphus.....	W 91-65
Washburn.....	W 71-65
University of Northern Iowa.....	W 89-67
Augustana.....	W 82-75
Kearney State.....	W 100-83
Southern State.....	W 62-45
Chadron.....	W 69-44

1969-70 (continued)

Doane.....	L 75-87
Peru State.....	W 79-51
Hastings.....	L 82-86
Nebraska Wesleyan.....	L 55-57
Dana College.....	W 92-60
Kearney State.....	W 82-68
Southwest MN.....	W 84-79
Doane.....	W 77-53
Midland.....	L 58-67
Chadron.....	W 82-65
Peru State.....	W 88-68
Hastings.....	W 83-72
Hastings.....	W 123-73
Guilford.....	L 73-90

1970-71

Head Coach Ron Jones (10-14)

Southern State.....	W 72-61
Northwestern.....	L 57-75
Midland.....	W 74-63
Southwest State.....	L 55-66
University of Northern State.....	L 70-78
Northern St.....	L 70-78
Augustana.....	L 69-88
Missouri Western.....	W 62-53
Western New Mexico.....	L 68-87
Soutwest State.....	W 79-63
Kearney State.....	L 78-93
Southern State.....	W 88-62
Chadron.....	L 79-83
Doane.....	L 70-73
Peru State.....	W 87-84
Hastings.....	W 77-71
UNO.....	L 79-80
Dana College.....	W 64-53
Kearney State.....	W 78-76
Doane.....	L 65-70
Westmar.....	L 66-73
Mount Marty.....	W 79-67
Chadron.....	L 67-79
Peru State.....	L 65-66

1971-72

Head Coach Ron Jones (16-9)

Northwestern.....	L 87-96
USD-Springfield.....	W 80-69
UNO.....	W 70-57
Midland.....	W 91-74
Southwest State.....	W 68-66
Northern State.....	W 73-64
Doane.....	L 73-78
Sioux Falls.....	W 101-84
Missouri Valley.....	W 87-62
Southwest State.....	W 78-64
Kearney State.....	W 75-71
Hastings.....	L 79-88
Doane.....	W 80-55
Chadron.....	W 78-61
Briar Cliff.....	W 85-77
Peru State.....	L 68-74
Hastings.....	L 85-86
UNO.....	L 60-61
Kearney State.....	L 72-98
Westmar.....	W 116-83
Dana College.....	W 88-58
Mount Marty.....	W 65-61
Briar Cliff.....	W 90-77
Chadron.....	L 88-92
Peru State.....	L 74-75

1972-73


Head Coach Ron Jones (17-8)

Northwestern.....	W 71-69
Briar Cliff.....	W 91-74
University of Northern Iowa.....	L 60-75
UNO.....	L 49-72
Southwest State.....	W 75-70
USD-Springfield.....	L 77-79
Doane.....	W 66-53
Missouri Valley.....	W 107-69
Culver-Stockton.....	W 92-83
Kearney State.....	W 93-91
Doane.....	W 76-75
Chadron.....	W 86-54
Dana College.....	L 72-76
Hastings.....	L 73-85
Peru State.....	W 102-91
Midland.....	W 95-63
Mount Mary.....	W 107-77
Kearney State.....	L 94-105
Briar Cliff.....	W 63-56
Southwest State.....	W 76-62
Westmar.....	W 77-71
UNO.....	L 83-84
Chadron.....	W 72-62
Peru State.....	L 74-81
Hastings.....	W 90-82

1973-74

Head Coach Ron Jones (10-14)

Northwestern.....	L 67-84
Briar Cliff.....	W 81-70
Northern State.....	L 56-70
Southwest State.....	L 75-79
Western Illinois.....	L 68-89
Athletes in Action (Exhibition).....	L 67-94
Winona.....	W 102-88
UNO.....	L 65-66
USD-Springfield.....	W 99-81
Doane.....	L 59-76
Bethel.....	W 57-54
Bemidji State.....	L 58-71
Hastings.....	W 71-69
Chadron.....	W 70-59
Doane.....	L 65-70
Midland.....	L 62-63
Peru State.....	W 92-64
Kearney State.....	L 90-101
Briar Cliff.....	W 87-79





WILDCAT ALL-TIME HISTORY



1973-74 (continued)

Southwest State	W 92-71
UNO	L 70-80
Kearney State	L 78-80
Chadron	W 88-58
Peru State	L 75-81
Hastings	L 77-99

1974-75 Head Coach Jim Seward (15-9)

Northwestern	W 97-81
Briar Cliff	L 72-86
Mount Marty	W 79-77
Dana College	W 105-63
Regis	W 54-52
Northern Colorado	L 65-83
Doane	L 62-72
Dakota Wesleyan	W 87-86
USD-Springfield	W 67-58
Simpson	W 81-58
College of Ozarks	W 80-72
Chadron	W 80-51
Hastings	L 71-106
Peru State	W 90-58
Kearney State	L 93-107
Westmary	W 109-80
Briar Cliff	W 75-72
UNO	L 60-61
Kearney State	L 90-96
Chadron	W 67-64
UNO	L 62-63
Doane	L 77-80
Hastings	W 94-86
Peru State	W 127-60

1975-76 Head Coach Jim Seward (14-11)

Briar Cliff	L 60-62
Northwestern	L 67-81
UNO	L 75-55
Mount Marty	W 98-86
Dana College	W 86-69
Dakota Wesleyan	W 103-87
Elmhurst	L 74-77
Roosevelt	W 83-64
Lakeland	L 78-85
Midland	W 94-65
Bellevue College	W 70-62
Doane	L 67-69
Chadron	W 76-67
USD-Springfield	W 77-60
Hastings	L 88-91
Kearney State	L 117-118 (2 OT)
Doane	L 83-112
Peru State	W 99-71
Briar Cliff	W 86-76
UNO	W 72-71
Chadron	W 89-69
Kearney State	L 88-93
Hastings	L 101-109
Peru State	W 111-71
Concordia, NE	W 83-71

1976-77 Head Coach Jim Seward (18-12)

Northwestern	W 102-85
Tarkio	W 82-73
Northwest Missouri	W 89-87
Doane	W 98-80
Missouri Western	L 86-93
Midland	W 113-85
Luther	W 78-77
Buena Vista	L 87-100
UNO	L 94-109

1976-77 (continued)

Chadron	W 91-81
Missouri Western	W 89-77
Hastings	L 87-88
Missouri Southern	L 87-95
Pittsburg State	W 91-76
Doane	L 89-94
Fort Hays	W 93-88
Kearney State	L 96-101
Peru State	L 90-101
Emporia State	W 100-84
Washburn	W 79-60
Hastings	W 93-78
Fort Hays	W 98-82
Kearney State	W 118-100
Missouri Southern	L 83-107
Pittsburg State	L 65-76
Midland	W 101-86
Washburn	W 94-86
Emporia State	L 87-107
Peru State	W 101-76
Chadron	L 73-76

1977-78 Head Coach Jim Seward (17-13)

Bellevue College	W 85-81
Peru State	W 102-89
Benedictine	W 77-69
Northwest Missouri	L 73-99
Missouri Western	L 72-97
Hastings	L 106-110
Mount Marty	L 64-80
Dana College	W 91-81
Phillips	W 60-57
Midland	W 97-93
Peru State	W 110-107
Missouri Western	W 78-77
Doane	L 79-92
Hastings	L 96-99
Missouri Southern	L 83-100
Pittsburg State	L 76-83
Doane	W 97-69
Fort Hays	W 112-92
Kearney State	W 106-88
Chadron	L 63-86
Fort Hays	W 109-104
Kearney State	L 96-100
Washburn	L 85-92
Emporia	L 74-99
Midland	W 102-88
Missouri Southern	L 78-82
Pittsburg State	W 87-76
Chadron	W 100-97
Emporia State	W 98-92
Washburn	W 97-93

1978-79 Head Coach Bill Ivey (12-17)

Northwestern	L 56-74
Bellevue College	W 86-70
Peru State	W 66-60
Missouri Western	W 56-51
Hastings	L 77-88
Briar Cliff	L 56-81
Midland	W 83-75
Doane	W 73-71
Hastings	L 87-89
Kearney State	L 77-105
Fort Hays	L 61-64
South Dakota State	L 51-73
Washburn	L 72-82
Emporia	W 85-83
Missouri Western	L 67-73
Kearney State	W 69-67
Fort Hays	W 100-77
Bellevue College	W 92-70
Chadron	L 65-68

1978-79 (continued)

Pittsburg State	L 70-76
Missouri Southern	L 69-88
Peru State	W 63-58
Washburn	L 68-70
Emporia State	L 78-91
Doane	L 72-83
Pittsburg State	W 60-59
Missouri Southern	L 71-74
Chadron	W 65-55
Hastings	L 85-87

1979-80 Head Coach Bill Ivey (8-17)

Bellevue College	L 59-63
Peru State	W 58-44
Midland	L 69-79
Missouri Western	W 65-58
Briar Cliff	W 81-72
Doane	L 59-81
Missouri Western	L 46-47
Peru State	W 70-59
Doane	L 62-77
Washburn	L 57-60
Emporia State	L 70-86
Fort Hays	L 56-69
Kearney State	L 72-95
Briar Cliff	L 48-68
Missouri Southern	L 73-75
Pittsburg State	W 84-79
Chadron	L 68-70
Washburn	L 59-73
Emporia	W 76-73
Missouri Southern	L 63-68
Pittsburg State	W 80-75
Bellevue College	L 54-63
Fort Hays	W 91-82
Kearney State	L 69-82
Chadron	L 52-56

1980-81 Head Coach Rick Weaver (15-19)

Hastings	L 74-78
Doane	L 64-71
Midland	W 88-71
Bellevue College	L 80-84
Missouri Western	L 82-86
Avila	L 72-75
Benedictine	W 60-58
Briar Cliff	L 76-89
South Dakota State	L 74-95
Nebraska Wesleyan	W 85-80
Bellevue College	W 74-64
Doane	L 53-73
Missouri Western	W 85-58
Peru State	W 74-58
Kearney State	L 69-86
Fort Hays	L 85-91
Doane	W 63-57
Pittsburg State	W 74-58
Missouri Southern	L 56-77
Briar Cliff	L 60-80
Peru State	W 73-67
Washburn	L 62-68
Emporia State	L 85-69
Chadron	W 76-61
Pittsburg	W 74-69
Missouri Southern	L 69-70
Kearney State	L 73-85
Fort Hays	L 66-88
Bellevue College	W 63-61
Emporia State	W 91-84
Washburn	W 68-66
Chadron	L 49-55
Chadron	W 69-67
Hastings	L 67-84



WILDCAT ALL-TIME HISTORY



1981-82 Head Coach Rick Weaver (13-22)

Dana College.....	W 91-64
Concordia, NE.....	L 78-79
Hastings.....	L 84-95
Bellevue College.....	W 74-60
Missouri Western.....	L 77-91
USD-Springfield.....	W 83-62
Concordia, NE.....	L 83-86
Northwestern.....	W 89-84
Midland.....	W 82-74
Dana College.....	W 67-63
Marymount, KS.....	L 67-103
Sterling, KS.....	W 87-81
Morningside.....	L 66-76
Concordia, NE.....	L 71-73
Peru State.....	W 69-67
Missouri Western.....	W 63-62
Pittsburg State.....	L 61-62
Missouri Southern.....	L 76-83
Doane.....	L 77-89
Briar Cliff.....	W 80-74
Kearney State.....	L 66-90
Fort Hays.....	L 71-77
Washburn.....	L 56-66
Chadron.....	W 71-65
Missouri Southern.....	W 65-64
Pittsburg State.....	L 63-69
Bellevue College.....	L 54-90
Fort Hays.....	L 63-72
Kearney State.....	L 67-78
Emporia State.....	L 65-68
Peru State.....	W 97-83
Emporia State.....	L 54-81
Washburn.....	L 70-81
Bellevue College.....	L 49-63
Chadron.....	L 88-95

1982-83 Head Coach Rick Weaver (12-23)

Doane.....	L 69-73
Dana College.....	W 66-60
Midland.....	W 82-72
Peru State.....	W 62-59
Concordia, NE.....	L 67-71
University of Iowa.....	L 49-69
USD-Springfield.....	L 78-86
Benedictine.....	W 77-69
Missouri Western.....	L 68-74
Midland.....	L 63-74
Concordia, NE.....	W 91-77
Dana College.....	W 84-68
St. Olaf, MN.....	W 72-58
Augustana, Ill.....	W 73-69
Northwestern.....	W 92-73
Bellevue College.....	L 69-74
Peru State.....	L 72-82
Missouri Western.....	W 66-63
Kearney State.....	L 80-94
Fort Hays.....	L 64-72
Doane.....	L 76-79
Missouri Southern.....	L 72-86
Pittsburg State.....	L 51-65
Briar Cliff.....	L 80-89
Washburn.....	L 66-86
Emporia State.....	L 63-72
Chadron.....	L 53-61
Pittsburg State.....	W 64-57
Missouri Southern.....	L 82-84
Bellevue College.....	W 95-66
Fort Hays.....	L 70-77
Kearney State.....	L 88-92
Emporia State.....	L 68-77
Washburn.....	L 70-86
Chadron.....	L 68-69

1983-84 Head Coach Rick Weaver (12-22)


Concordia, NE.....	L 64-74
Hastings.....	W 82-73
Doane.....	W 73-69
Peru State.....	L 69-75
University of Northern Iowa.....	L 70-88
Concordia, NE.....	W 88-78
Missouri Western.....	L 84-94
Morningside.....	L 64-67
Midland.....	L 79-84
Doane.....	L 67-98
Midland.....	W 108-94
Doane.....	L 67-68
Northwestern.....	L 61-81
Bellevue College.....	W 89-63
Missouri Western.....	L 68-102
Dana College.....	W 80-71
Pittsburg State.....	L 64-73
Missouri Southern.....	L 58-65
Washburn.....	W 84-64
Emporia State.....	W 76-63
Briar Cliff.....	W 79-75
Fort Hays.....	L 69-86
Kearney State.....	L 81-95
Chadron.....	W 72-65
Emporia State.....	L 74-78
Washburn.....	L 67-82
Peru State.....	W 60-49
Missouri Southern.....	L 58-59
Pittsburg State.....	L 54-71
Bellevue College.....	W 104-73
Fort Hays.....	L 56-64
Kearney State.....	L 84-86
Chadron.....	L 73-74
Hastings.....	L 78-85

1984-85 Head Coach Rick Weaver (16-16)

Briar Cliff.....	L 73-90
Doane.....	L 69-71
Peru State.....	W 78-57
Mayville State.....	W 75-62
Southwest, Minnesota.....	W 83-66
Drake.....	L 68-74
UNO.....	L 55-61
Missouri Western.....	W 76-57
South Dakota State.....	L 62-82
Midland.....	W 95-86
Concordia (Neb.).....	W 68-67
Missouri Western.....	W 76-75
Washburn.....	L 74-89
Emporia State.....	L 74-93
Bellevue College.....	W 77-60
Kearney State.....	L 68-76
Fort Hays.....	L 50-64
Chadron.....	W 91-72
Missouri Southern.....	L 86-94
Pittsburg State.....	W 68-67
Peru State.....	L 62-70
Fort Hays.....	L 78-97
Kearney State.....	L 88-103
Bellevue College.....	W 72-66
Emporia State.....	W 78-76
Washburn.....	W 68-64
Chadron.....	L 70-71
Pittsburg State.....	W 91-74
Missouri Southern.....	L 87-90
Peru State.....	W 62-58
Doane.....	W 65-51
Kearney State.....	L 72-87

1985-86 Head Coach Steve Aggers (13-20)

Briar Cliff.....	L 60-70
Westmar.....	W 66-50
Concordia (Neb.).....	W 90-77
Peru State.....	L 52-64
Northwestern.....	L 54-77
Westmar.....	L 66-68
Missouri Western.....	L 50-69
Northwestern.....	W 54-48
Bellevue College.....	L 73-80
Southern Indiana.....	L 63-91
Kentucky Wesleyan.....	L 43-80
Kentucky State.....	W 84-70
Missouri Western.....	L 52-55
Kearney State.....	L 62-76
Fort Hays.....	L 47-77
Midland.....	W 74-54
Missouri Southern.....	W 71-70
Pittsburg State.....	L 61-63
Chadron.....	W 53-51
Washburn.....	L 46-61
Emporia State.....	L 66-89
Peru State.....	W 74-64
Pittsburg State.....	L 69-89
Missouri Southern.....	L 52-70
Bellevue College.....	W 91-68
Fort Hays.....	L 37-72
Kearney State.....	W 73-64
Chadron.....	W 73-66
Emporia State.....	L 72-83
Washburn.....	L 43-69
Westmar.....	W 65-51
Doane.....	W 64-61
Kearney State.....	L 60-63





WILDCAT ALL-TIME HISTORY



1986-87

Head Coach Steve Aggers (16-18)

Briar Cliff.....	L 50-65
Dana College.....	W 101-85
Mckendree.....	L 76-81
Central Methodist.....	L 60-66
Peru State.....	W 81-61
Morningside.....	L 58-85
Westmar.....	L 55-71
Missouri Western.....	W 76-75
Briar Cliff.....	W 64-54
Westmar.....	L 69-86
Midland.....	W 78-56
Bellevue College.....	W 72-61
Westmar.....	W 77-68
Midland.....	L 65-67
Missouri Western.....	L 84-87
Pittsburg State.....	W 75-74
Missouri Southern.....	W 70-69
Washburn.....	L 61-73
Emporia State.....	L 59-72
Chadron State.....	L 71-73
Kearney State.....	L 83-85
Fort Hays.....	L 64-70
Peru State.....	W 82-59
Emporia State.....	W 85-74
Washburn.....	L 52-83
Bellevue College.....	W 81-57
Missouri Southern.....	L 72-89
Pittsburg State.....	W 95-90
Chadron State.....	W 80-58
Fort Hays.....	L 58-90
Kearney State.....	L 79-82
Dana College.....	W 84-75
Hastings.....	W 60-58
Kearney State.....	L 73-83

1987-88

Head Coach Steve Aggers (13-17)

National College.....	L 71-83
South Dakota Tech.....	L 73-74
Dana College.....	W 102-89
Rocky Mountain.....	W 82-55
Western Montana.....	L 103-114
Missouri Western.....	L 62-89
Briar Cliff.....	W 65-64
University of Nebraska Omaha.....	L 64-83
Huron College.....	L 70-82
Sioux Falls.....	L 62-63
Dana College.....	W 85-64
Midland.....	W 85-75
Missouri Western.....	L 59-62
Fort Hays.....	L 68-86
Kearney State.....	W 70-69
Midland.....	W 86-70
Pittsburg State.....	L 73-80
Missouri Southern.....	W 74-48
Washburn.....	L 68-75
Emporia State.....	W 75-74
Peru State.....	W 67-49
Missouri Southern.....	W 63-56
Pittsburg State.....	W 71-69
Kearney State.....	L 57-76
Fort Hays.....	L 50-67
Briar Cliff.....	L 66-85
Emporia State.....	L 61-77
Washburn.....	L 65-99
Concordia (Neb.).....	W 71-62
Hastings.....	L 52-65

1988-89

Head Coach Steve Aggers (17-11)

Dakota State.....	W 95-73
University of South Dakota.....	L 65-74
Westmar.....	L 80-83
William Penn.....	W 83-57
Missouri Western.....	W 77-76
University of Nebraska Omaha.....	W 78-75
Briar Cliff.....	W 77-71
University of South Dakota.....	W 78-72
Metro State.....	L 64-92
Angelo State.....	W 77-73
Dana College.....	W 97-54
Missouri Western.....	L 62-79
Mount Marty.....	W 92-64
Dana College.....	W 93-69
Washburn.....	L 65-82
Emporia State.....	L 60-63
Kearney State.....	W 84-83
Fort Hays.....	L 74-86
Peru State.....	W 66-64
Missouri Southern.....	W 85-61
Pittsburg State.....	W 82-73
Fort Hays.....	L 67-82
Kearney State.....	L 92-100
Emporia State.....	W 72-66
Washburn.....	W 74-69
Pittsburg State.....	W 94-82
Missouri Southern.....	L 67-69
Midland.....	L 76-86

1989-90

Head Coach Steve Aggers (8-19)

Regis.....	L 72-83
Dana College.....	W 113-104
Northwestern.....	L 77-85
Southwest, Minnesota.....	W 72-69
Northwest Missouri.....	L 68-101
Missouri Western.....	W 88-86
Benedictine.....	W 86-75
University of South Dakota.....	L 75-77
Alaska-Anchorage.....	L 59-96
Alaska-Anchorage.....	L 62-101
Alaska-Fairbanks.....	L 102-112
Alaska-Fairbanks.....	L 80-93
Briar Cliff.....	L 71-81
Southwest Baptist.....	L 55-90
Dana College.....	W 108-99
Mount Marty.....	L 55-61
Northwest Missouri.....	L 49-83
Kearney State.....	W 91-83
Chadron State.....	L 77-87
Fort Hays.....	L 61-82
Sioux Falls.....	W 100-74
Kearney State.....	L 79-102
Chadron State.....	W 95-83 OT
Fort Hays.....	L 76-105
Emporia State.....	L 61-82
Benedictine.....	L 85-101
Briar Cliff.....	L 74-77

1990-91

Head Coach Mike Brewen (7-20)

Briar Cliff.....	L 56-79
Huron College.....	W 70-69
Mayville State.....	W 88-84
Morningside.....	L 62-104
Cameron.....	L 65-82
Central State.....	L 79-114
Missouri Western.....	L 50-78
Chadron State.....	W 100-86
South Dakota Tech.....	W 109-96
North Dakota State.....	L 65-75
Northwest Missouri.....	L 60-85
Fort Lewis College.....	L 90-100
Adams State.....	L 77-84


1990-91 (continued)

Western State.....	W 88-66
Colorado Mines.....	W 105-69
Mesa State.....	L 69-87
Fort Hays.....	L 75-82
Western State.....	L 49-78
Mesa State.....	L 68-90
Colorado Mines.....	W 100-76
Fort Lewis.....	L 97-98
Adams State.....	L 57-72
Fort Hays.....	L 58-73
Kearney State.....	L 75-79
Briar Cliff.....	L 60-75
Chadron State.....	L 62-88
Kearney State.....	L 76-78

1991-92

Head Coach Mike Brewen (11-17)

Mankato State.....	L 61-78
Missouri Western.....	L 73-76
Southwest State, Minnesota.....	W 74-71
Morningside.....	L 61-66
Wisconsin-Parkside.....	W 100-66
Northwestern.....	L 79-84
Northwest Missouri.....	L 55-62
North Dakota State.....	L 65-74
Washburn.....	L 61-85
West Texas State.....	L 69-82
South Dakota State.....	L 63-102
University of South Dakota.....	L 65-67
Southern Colorado.....	W 76-63
Northwest Oklahoma.....	W 67-62
Colorado Mines.....	W 94-74
Viterbo.....	W 64-57
Briar Cliff.....	L 50-58
Nebraska-Kearney.....	W 86-66
Quincy.....	W 82-80
Olivet Nazarene.....	L 99-108 3 OT
Wisconsin-Parkside.....	L 60-78
Briar Cliff.....	L 65-82
Northwest Missouri.....	L 72-79
Southwest State, Minnesota.....	W 79-65
Fort Hays State.....	L 62-86
Fort Hays State.....	W 68-59
Quincy.....	W 77-69
Nebraska-Kearney.....	L 82-88



"Something's 'Brewen' at WSC"



WAYNE STATE COLLEGE
WILDCATS

Men's Basketball 1991-92



WILDCAT ALL-TIME HISTORY



1992-93

Head Coach Mike Brewen (7-20)

St. Francis	W 70-68
Morningside	L 68-87
University of South Dakota	L 58-84
Northwest Missouri	L 71-80
Bemidji State	L 81-88
South Dakota State	L 72-106
Southwest State Minnesota	W 76-74
Mankato State	L 48-73
Winona State	L 56-81
Viterbo	L 42-54
University of Nebraska Omaha	L 37-77
Eastern New Mexico	L 56-57
Bemidji State	W 76-71
Southwest State, Minnesota	W 59-53
Dana College	W 73-71
Quincy	L 69-81
Bemidji State	W 83-66
Drury	W 61-60
Briar Cliff	L 73-79
West Texas State	L 55-71
Quincy	L 56-63
Wisconsin-Parkside	L 54-83
Briar Cliff	L 75-82
Drury	L 78-81
Northwest Missouri	L 60-83
Nebraska-Kearney	L 72-95
Nebraska-Kearney	L 80-108

1993-94

Head Coach Mike Brewen (7-20)

Northern State	L 75-95
Colorado Mines	W 82-71
University of Denver	L 65-82
Wisconsin-Parkside	L 73-85
Mankato State	L 77-91
Morningside	W 102-99
South Dakota State	L 68-74
St. Francis, Illinois	L 61-76
Humboldt State	L 73-75
Valley City State	W 86-77
Bemidji State	L 94-105
Dana College	W 91-89
Winona State	L 62-77
Southwest State, Minnesota	W 87-79
Moorhead State	L 79-111
Minnesota-Morris	L 66-93
Briar Cliff	L 84-90
Northern State, South Dakota	L 68-108
Quincy	W 89-88
Bemidji State	L 91-99
Winona State	L 67-70
Southwest State	W 80-61
Briar Cliff	L 87-93
Minnesota Morris	L 60-85
Nebraska-Kearney	L 67-84
Nebraska-Kearney	L 92-106
Quincy	L 69-89

1994-95

Head Coach Greg McDermott (14-13)

York College	W 137-38
Dana College	W 78-73
University of Nebraska Omaha	L 79-86
South Dakota State	L 60-85
St. Francis	L 71-74
Morningside	L 47-81
Moorhead State	W 80-67
Northern State	L 72-89
Northwest Missouri	W 80-79
Bemidji State	W 70-61
Winona State	L 57-69
Southwest State	W 86-58
Nebraska-Kearney	L 61-76
Briar Cliff	W 86-70

1994-95 (continued)

Minnesota Morris	L 67-71
Nebraska-Kearney	L 71-88
Northern State	W 80-63
Quincy	W 79-76
Bemidji State	W 99-53
Teikyo Westmar	W 81-68
Winona State	L 62-64
Southwest State	W 82-64
Briar Cliff	W 63-48
Minnesota Morris	L 72-90
Rockhurst	W 75-70
Nebraska Wesleyan	L 82-97
Quincy	L 75-107

1995-96

Head Coach Greg McDermott (12-15)

Nebraska Omaha	L 63-72
Morningside	W 97-91 OT
Southwest Baptist	W 95-85
Drury	L 76-87
South Dakota State	L 64-86
St. Francis	L 73-75
Upper Iowa	L 58-86
Augustana	L 77-85
Northwest Missouri	L 60-63
Dakota State	W 93-79
Huron College	L 55-85
Moorhead State	L 98-102
Rockhurst	W 70-65
Southwest State	W 74-72
Nebraska-Kearney	W 103-91
Moorhead	L 70-87
Minnesota Morris	W 83-74
Northern State	W 100-93
Bemidji State	W 100-91
Southwest State	L 80-88
Briar Cliff	W 106-74
Nebraska-Kearney	L 75-83
Westmar	W 75-46
Northern State	L 77-80
Minnesota Morris	L 89-101
Briar Cliff	L 66-73
Bemidji State	W 88-78

1996-97


Head Coach Greg McDermott (21-7)

St. Francis	W 72-66
University of Nebraska Omaha	L 60-67
South Dakota State	L 86-94
Dakota State	W 94-71
Augustana	W 79-61
Huron College	W 97-62
Northwest Missouri	W 77-70
Hawaii-Hilo	L 95-105
Nebraska Christian	W 101-34
Rockhurst	W 94-69
Southwest State	W 72-65
Midland	L 94-103
Briar Cliff	W 86-75
Minnesota Morris	L 78-103
Nebraska-Kearney	W 96-80
Northern State	L 89-96
Bemidji State	W 71-57
Southwest State	W 80-73
University of Denver	W 89-86
Nebraska-Kearney	W 95-92
Presentation	W 94-59
Briar Cliff	W 87-73
Northern State	W 85-71
Minnesota Morris	W 102-83
Westmar	W 81-69
Rockhurst	W 104-102
Bemidji State	W 87-49

1997-98

Head Coach Greg McDermott (20-7)

University of Nebraska Omaha	W 78-76
Morningside	W 72-68
University of South Dakota	L 69-74
St. Mary, Kansas	W 108-53
Northwest Missouri	W 94-69
South Dakota State	L 79-80
St. Francis	W 67-53
Rockford	W 85-78
Augustana	L 89-92
University of Denver	W 81-63
Winona State	W 60-55
San Francisco State	L 57-58
College of Notre Dame, California	W 81-60
Southwest State	W 79-65
Minnesota Morris	L 68-71
Briar Cliff	W 85-75
Winona State	W 75-69
Northern State	W 88-75
Bemidji State	W 66-60
Briar Cliff	L 64-67
Rockhurst	L 82-67
Southwest State	W 72-69
Minnesota Morris	W 89-73
Northern State	L 79-92
Midland	W 104-62
Bemidji State	W 75-67
Rockhurst	W 76-73





WILDCAT ALL-TIME HISTORY



1998-99

Head Coach Greg McDermott (23-5)

Mount Marty.....	W 76-70
South Dakota State.....	L 75-80
Morningside.....	W 82-75
South Dakota.....	W 75-59
Wayne State, Michigan.....	L 65-78
Lake Superior State.....	W 92-80
Augustana.....	W 96-62
Nebraska Omaha.....	W 74-67
Mankato State.....	W 71-56
Rockford.....	W 110-82
St. Francis.....	W 75-47
Rollins.....	W 72-50
Tampa.....	W 76-60
Minnesota Morris.....	W 79-45
Southwest State.....	W 84-67
Rockhurst.....	W 80-73
Northern State.....	W 78-70
Bemidji State.....	W 83-50
Briar Cliff.....	W 93-77
Drury.....	W 73-60
Southwest State.....	W 65-62
Minnesota Morris.....	W 85-60
Northern State.....	L 73-84
Drury.....	L 62-65
Briar Cliff.....	W 78-59
Bemidji State.....	W 90-57
Rockhurst.....	W 89-65
Nebraska-Kearney.....	L 92-94

1999-00

Head Coach Greg McDermott (26-6)

South Dakota.....	L 64-66
Morningside.....	L 75-82
Nebraska-Kearney.....	W 90-87
Augustana.....	W 90-86
Mankato State.....	W 87-72
Northern State.....	W 71-58
Minnesota Morris.....	W 96-58
Nebraska Omaha.....	W 79-70
Grandview.....	W 106-57
Winona State.....	L 69-70
Concordia, Minnesota.....	W 86-62
Southwest State.....	W 77-53
Moorhead State.....	W 92-59
Crookston.....	W 119-63
Bemidji State.....	L 66-75
Minnesota Duluth.....	L 88-94
Minnesota Morris.....	W 86-60
Northern State.....	W 86-63
Briar Cliff.....	W 89-74
Concordia, Minnesota.....	W 90-51
Winona State.....	W 96-67
Southwest State.....	W 67-65
Crookston.....	W 107-68
Moorhead State.....	W 86-75
Minnesota Duluth.....	W 98-88
Bemidji State.....	W 89-66
Minnesota Morris.....	W 100-63
Southwest State.....	W 84-72
Minnesota Duluth.....	W 72-60
St. Cloud State.....	W 90-80
University of South Dakota.....	W 86-83
Metro State.....	L 72-84

2000-01

Head Coach Rico Burkett (15-15)

Northern Kentucky.....	L 74-78
Armstrong Atlantic State.....	L 62-72
Pittsburg State.....	W 72-70
South Dakota.....	L 80-86
Morningside.....	L 54-75
South Dakota State.....	L 68-82
Nebraska-Kearney.....	L 80-93

2000-01 (continued)

Northern State.....	W 80-74
Minnesota Morris.....	W 88-57
Lake Superior State.....	L 75-81
Winona State.....	L 54-80
Concordia St. Paul.....	W 76-55
Southwest Minnesota State.....	L 51-85
MSU Moorhead.....	W 60-44
Minnesota-Crookston.....	L 79-84
Nebraska Omaha.....	L 76-89
Bemidji State.....	W 91-65
Minnesota Duluth.....	W 82-69
Minnesota Morris.....	W 91-65
Northern State.....	L 70-75
Concordia St. Paul.....	L 60-66
Winona State.....	W 85-82
Briar Cliff.....	W 92-87
Southwest Minnesota State.....	W 86-78
Minnesota Crookston.....	W 95-87
MSU Moorhead.....	W 87-81
Minnesota Duluth.....	L 79-92
Bemidji State.....	W 81-70
Bemidji State.....	W 73-67
Winona State.....	L 58-77

2001-02

Head Coach Rico Burkett (8-19)

Truman State.....	W 78-72
Wisconsin Parkside.....	L 68-80
Mount Marty College.....	W 83-68
Nebraska-Kearney.....	L 67-79
York College.....	W 89-62
Bemidji State.....	L 75-77
Minnesota Duluth.....	L 49-70
Nebraska Omaha.....	L 70-81
Augustana College.....	L 62-73
Northern State.....	L 67-77
Minnesota Morris.....	W 92-81
Winona State.....	L 58-63
Concordia St. Paul.....	L 65-67
Southwest Minnesota State.....	L 66-71
MSU Moorhead.....	W 72-69
Minnesota Crookston.....	W 79-74
Minnesota Duluth.....	L 61-66
Bemidji State.....	L 68-77
Minnesota Morris.....	L 70-71
Northern State.....	L 65-90
Concordia St. Paul.....	W 71-48
Winona State.....	L 72-85
Briar Cliff.....	W 71-59
Southwest Minnesota State.....	L 46-59
Minnesota Crookston.....	L 71-84
MSU Moorhead.....	L 48-76
Minnesota Duluth.....	L 62-79

2002-03

Head Coach Rico Burkett (13-15)

South Dakota.....	L 63-88
Northern Iowa.....	L 40-71
Mount Marty College.....	W 86-74
Nebraska-Kearney.....	L 63-84
Minnesota State Mankato.....	L 55-66
Michigan Tech.....	L 59-78
Briar Cliff.....	W 72-68
Nebraska Omaha.....	L 61-76
St. Cloud State.....	L 57-77
Bemidji State.....	W 78-71
Minnesota Duluth.....	W 84-83
Northern State.....	L 55-69
Minnesota Morris.....	W 85-58
Winona State.....	L 67-80
Concordia St. Paul.....	W 79-77
Southwest Minnesota State.....	L 75-91
MSU Moorhead.....	L 65-80
Minnesota Crookston.....	W 79-64
Minnesota Duluth.....	L 65-68
Bemidji State.....	W 88-78


2002-03 (continued)

Minnesota Morris.....	W 84-81
Northern State.....	L 73-76
Concordia St. Paul.....	W 80-70
Winona State.....	W 71-56
Southwest Minnesota State.....	W 70-55
Minnesota Crookston.....	W 85-67
MSU Moorhead.....	L 50-61
Minnesota Duluth.....	L 63-93

2003-04

Head Coach Rico Burkett (14-14)

Chadron State.....	L 72-75
Briar Cliff.....	W 81-58
South Dakota.....	L 65-86
York College.....	W 101-85
Chadron State.....	W 87-60
Nebraska-Kearney.....	L 86-90
St. Cloud State.....	L 71-72
Nebraska Christian College.....	W 116-46
Nebraska Omaha.....	W 80-74
Minnesota Duluth.....	W 92-72
Cal State Monterey Bay.....	W 77-63
Hawaii-Hilo.....	L 96-75
Winona State.....	W 89-88
MSU Moorhead.....	W 68-65
Northern State.....	L 74-80
Concordia St. Paul.....	W 94-55
Bemidji State.....	L 66-84
Minnesota Crookston.....	W 118-111
Southwest Minnesota State.....	W 80-66
Northern State.....	L 73-87
MSU Moorhead.....	W 69-58
Minnesota Duluth.....	L 66-82
Concordia St. Paul.....	L 79-83
Winona State.....	L 70-87
Minnesota Crookston.....	W 80-76
Bemidji State.....	L 70-81
Southwest Minnesota State.....	L 69-71
Minnesota Duluth.....	L 65-68





WILDCAT ALL-TIME HISTORY



2004-05

Head Coach Rico Burkett (11-16)

North Dakota	L 76-81
Northern Iowa	L 66-84
York College	W 89-68
Nebraska-Kearney	L 69-70
Augustana College	W 97-75
Nebraska Omaha	L 73-81
South Dakota	L 75-92
Augustana College	W 79-72
South Dakota State	W 82-56
Nebraska Omaha	L 59-77
St. Cloud State	L 74-88
Northern State	L 69-77
MSU Moorhead	W 78-71
Winona State	W 87-84
Concordia St. Paul	L 88-96
Minnesota Crookston	W 92-60
Bemidji State	L 72-73
Southwest Minnesota State	L 95-97
Nebraska-Kearney	L 84-86
Southwest Minnesota State	W 88-74
Bemidji State	L 68-70
Minnesota Crookston	L 67-81
Concordia St. Paul	W 81-80
Winona State	L 75-80
MSU Moorhead	W 76-57
Northern State	W 80-77
Concordia St. Paul	L 84-93

2005-06

Head Coach Rico Burkett (8-17)

St. Cloud State	W 80-78
Minnesota State	L 41-73
Nebraska-Kearney	W 76-74
Fort Lewis	L 70-86
ASC	L 48-74
South Dakota	L 60-71
Morningside College	L 69-76
St. Cloud State	L 77-78
Northern State	L 64-78
MSU Moorhead	W 86-53
Winona State	L 91-98
Concordia-St. Paul	W 82-78
Minnesota, Crookston	W 68-54
Bemidji State	L 66-75
Nebraska-Kearney	L 74-88
Southwest Minnesota State	L 60-81
University of Mary	L 65-70
Southwest Minnesota State	L 63-64
Bemidji State	W 65-59
Minnesota, Crookston	W 70-53
Concordia University	L 56-66
Winona State	L 63-90
MSU Moorhead	W 68-59
Northern State	L 51-73
Southwest Minnesota State	L 57-71

2006-07

Head Coach Rico Burkett (15-13)

York College	W 81-70
South Dakota	W 90-86
North Dakota	L 66-71
Dakota State	W 74-71
Nebraska-Kearney	L 77-80
Bemidji State	W 81-68
Minnesota, Crookston	W 96-89
Northern State	L 66-82
University of Mary	W 84-71
St. Cloud State	L 52-65
Augustana	L 55-64
Mount Marty College	W 70-67
Winona State	L 74-107
Upper Iowa University	W 75-62
Morningside College	W 90-84

2006-07 (continued)

Southwest Minnesota State	L 68-69
MSU Moorhead	W 91-88
Concordia-St. Paul	L 66-77
Minnesota, Crookston	W 82-80
Bemidji State	L 59-66
University of Mary	W 75-65
Northern State	L 68-82
Upper Iowa University	W 84-72
Winona State	L 72-80
Southwest Minnesota State	W 74-70
Concordia-St. Paul	L 72-80
MSU Moorhead	W 65-62
Concordia-St. Paul	L 61-77

2007-08

Head Coach Rico Burkett (16-13)

York College	W 71-70
Chadron State	W 79-77
St. Cloud State	L 71-99
Chadron State	W 75-72
Nebraska-Kearney	W 83-77
Minnesota, Crookston	W 73-66
Bemidji State	L 67-68
Augustana	L 69-75
University of Mary	W 72-60
Northern State	L 68-75
Biola	L 48-50
UC San Diego	L 59-73
Mount Marty College	W 67-62
Upper Iowa	W 74-72
Winona State	L 46-80
SW Minnesota State	W 72-60
Concordia-St. Paul	L 58-83
MSU Moorhead	W 70-63
Bemidji State	W 68-56
Minnesota, Crookston	W 75-70
Northern State	L 61-68
University of Mary	W 73-65
Winona State	L 60-82
Upper Iowa	W 68-67
SW Minnesota State	L 74-84
MSU Moorhead	W 73-69
Concordia-St. Paul	L 69-77
Concordia-St. Paul	W 75-72
Winona State	L 62-71

2008-09

Head Coach Rico Burkett (11-16)

Minnesota, Crookston	W 60-47
St. Cloud State	L 66-78
Morningside	L 54-63
Nebraska-Kearney	W 71-69
MSU Moorhead	W 66-57
Minnesota Duluth	L 58-66
Northern State	L 63-65
University of Mary	W 74-70
Augustana	L 47-67
York College	W 94-62
Minnesota Duluth	L 72-82
Bemidji State	W 81-60
Minnesota, Crookston	L 58-63
MSU Moorhead	W 73-60
Winona State	L 76-85
Upper Iowa	W 78-67
Minnesota State	L 71-87
Southwest Minnesota State	L 41-49
St. Cloud State	L 50-66
Concordia-St. Paul	L 74-81
Augustana	L 59-76
Winona State	L 68-77
Upper Iowa	L 42-53
Northern State	W 71-65
University of Mary	W OT 73-72
Southwest Minnesota State	L 51-54
Bemidji State	W OT 88-87

2009-10


Head Coach Paul Combs (14-15)

Buena Vista	L 61-62
York College	L 61-71
Benedictine	W 70-65
Nebraska-Omaha	L 69-74
Nebraska-Kearney	L 56-64
Northern State	W 74-72
University of Mary	L 62-73
Augustana	L 64-77
Morningside	W 74-65
Dakota State	W 81-36
Minnesota Duluth	L 2OT 78-79
Bemidji State	W 78-66
Minnesota, Crookston	W 74-56
MSU Moorhead	W 62-49
Winona State	L 63-67
Upper Iowa	W 57-53
Minnesota State	L 52-68
Southwest Minnesota State	W 2OT 83-74
St. Cloud State	L 66-74
Concordia-St. Paul	L 61-63
Augustana	L 54-70
Winona State	L 49-58
Upper Iowa	W 63-54
Northern State	W 73-58
University of Mary	W 76-53
Southwest Minnesota State	L 69-70
Bemidji State	W 91-48
Augustana	W 75-52
St. Cloud State	L 66-74

2010-11

Head Coach Paul Combs (13-14)

Morningside	W 76-74
Nebraska-Kearney	W OT 72-71
York College	W 75-64
Dakota State	W OT 84-80
Minnesota State	L 74-63
Southwest Minnesota State	L 73-43
Northern State	W 79-60
University of Mary	W 66-55
MSU Moorhead	W 73-66
Minnesota, Crookston	L 55-54
Concordia-St. Paul	L 64-51
St. Cloud State	W 69-53
Minnesota Duluth	W 2OT 111-104
Bemidji State	L 63-53
Augustana	L 2OT 79-76





WILDCAT ALL-TIME HISTORY



2010-11 (continued)

Winona State.....	L 73-71
Upper Iowa.....	L 60-57
St. Cloud State.....	L 66-59
Concordia-St. Paul.....	W 70-62
Southwest Minnesota State.....	W 74-69
Minnesota State.....	L 75-62
University of Mary.....	L 62-59
Northern State.....	L 78-70
Augustana.....	L 69-47
Minnesota, Crookston.....	W 63-62
MSU Moorhead.....	W 83-65
Minnesota State.....	L 70-60

2011-12

Head Coach Paul Combs (10-17)

Morningside.....	L 55-75
Northwest Nazarene.....	L 54-61
Colorado - Colorado Springs.....	W 67-61
Nebraska-Kearney.....	L 77-85
Minnesota State.....	L 60-65
Southwest Minnesota State.....	L 54-73
Northern State.....	L 41-57
University of Mary.....	W 58-55
MSU Moorhead.....	L 51-55
Minnesota, Crookston.....	W 64-49
Concordia-St. Paul.....	W 77-73
St. Cloud State.....	L 47-64
Minnesota Duluth.....	L 71-74
Bemidji State.....	L 61-67
Augustana.....	L 49-63
Winona State.....	L 47-61
Upper Iowa.....	L 51-55
St. Cloud State.....	L 51-54
Concordia-St. Paul.....	W 43-41
Southwest Minnesota State.....	L 58-73
Minnesota State.....	W 67-52
University of Mary.....	L 60-61
Northern State.....	W 85-75
Augustana.....	W 71-61
Minnesota, Crookston.....	W 53-44
MSU Moorhead.....	W 64-50
Bemidji State.....	L 53-57

2012-13

Head Coach Paul Combs (17-12)

Southwest Baptist (MO).....	W 66-43
Lincoln (MO).....	W 77-61
Nebraska-Kearney.....	W 78-69
Peru State.....	W 80-54
York College.....	W 86-71
Augustana.....	L 66-72
Sioux Falls.....	W 55-53
Southwest Minnesota State.....	L 73-74
Upper Iowa.....	L 56-77
Winona State.....	L 60-74
Grace University.....	W 72-52
Concordia-St. Paul.....	W 61-55
Minnesota State.....	L 54-66
Minnesota, Crookston.....	W 66-41
Bemidji State.....	W 64-62
Augustana.....	W 64-63
Minot State.....	L 61-64
University of Mary.....	W 60-54
Minnesota State.....	L 59-73
Concordia-St. Paul.....	L 65-74
St. Cloud State.....	L 66-70
Minnesota Duluth.....	W 65-55
Northern State.....	W 70-67
MSU Moorhead.....	W 73-70
Southwest Minnesota State.....	L 69-87
Sioux Falls.....	W 77-57
Winona State.....	L 64-73
Upper Iowa.....	W 62-60
Bemidji State.....	L 54-71

2013-14

Head Coach Brian Dolan (9-19)

Nebraska Kearney.....	L 69-75
Mount Marty.....	W 85-64
Crown College.....	W 80-52
Augustana.....	L 45-70
Peru State College.....	W 86-68
Sioux Falls.....	L 75-85
Southwest Minnesota State.....	L 61-80
Minnesota State.....	L 55-86
Concordia-St. Paul.....	W 65-59
Augustana.....	L 55-77
Minot State.....	W OT 74-70
U-Mary.....	W 66-57
Minnesota Crookston.....	W 65-51
Bemidji State.....	L 46-69
Concordia-St. Paul.....	W 83-80
Minnesota State.....	L 57-76
Southwest Minnesota State.....	L 56-58
Sioux Falls.....	L 83-95
St. Cloud State.....	L 63-90
Minnesota Duluth.....	L 53-76
Upper Iowa.....	L 53-73
Winona State.....	L 67-79
Northern State.....	L 59-90
MSU Moorhead.....	L 84-95
Winona State.....	L 57-75
Upper Iowa.....	L 74-85
Bemidji State.....	W 88-76
Southwest Minnesota State.....	L 45-68

2014-15


Head Coach Brian Dolan (7-22)

Arkansas Tech.....	L 62-69
East Central (Okla.).....	L 77-80
Iowa Wesleyan.....	W 81-63
Augustana.....	L 71-89
Northern Michigan.....	W 70-63
Michigan Tech.....	L 56-75
Concordia-St. Paul.....	L 59-72
Minnesota State.....	L 62-82
Minnesota Crookston.....	L 57-61
Bemidji State.....	L 80-87
Mount Mary.....	W 93-52
Augustana.....	L 75-93
Southwest Minnesota State.....	L 65-83
Sioux Falls.....	L 77-80
Minnesota State.....	L 83-89
Concordia-St. Paul.....	L 69-80
Minnesota Duluth.....	L OT 80-94
St. Cloud State.....	L 77-94
Upper Iowa.....	L 64-76
Winona State.....	W 81-79
Minot State.....	L 60-76
University of Mary.....	W 77-75
MSU Moorhead.....	L 65-86
Northern State.....	L 61-85
Sioux Falls.....	W 73-50
Southwest Minnesota State.....	W 86-80
Winona State.....	L 63-82
Upper Iowa.....	L 86-92
MSU Moorhead.....	L 60-89

2015-16

Head Coach Brian Dolan (5-24)

Missouri Western State.....	L 75-81
Northwest Missouri State.....	L 52-89
Iowa Wesleyan.....	W 99-85
Augustana.....	L 69-94
William Jewell.....	L 87-90
Concordia-St. Paul.....	W 84-76
Minnesota State.....	L 59-76
Bemidji State.....	L 69-79
Mount Mary.....	W 87-57
Augustana.....	L 62-107
Southwest Minnesota State.....	L 73-82
Sioux Falls.....	L 70-79
Minnesota State.....	L 81-86
Concordia-St. Paul.....	L 64-69
Minnesota Duluth.....	W 93-85
St. Cloud State.....	L 74-108
Upper Iowa.....	L OT 89-95
Winona State.....	L 63-84
Nebraska-Kearney.....	L 69-86
Minot State.....	W 92-81
University of Mary.....	L 80-99
MSU Moorhead.....	L 72-84
Northern State.....	L 74-86
Sioux Falls.....	L 58-79
Southwest Minnesota State.....	L 76-88
Winona State.....	L 62-75
Upper Iowa.....	L 77-89
MSU Moorhead.....	L 83-109





WILDCAT ALL-TIME HISTORY



2016-17

Head Coach Jeff Kaminsky
(10-19)

@ Missouri Western	W 70-57
N Northwest Missouri St.	L 58-76
@ Augustana	L OT 87-94
@ West Texas A&M	L 74-92
N Eastern New Mexico	L 2OT 86-89
@ Nebraska-Kearney	L 63-75
H Minnesota State	L 72-77
H Concordia-St. Paul	W 76-48
@ University of Mary	L 78-85
@ Minot State	W 85-80
H Augustana	L 60-93
H William Jewell	W 79-52
H Sioux Falls	L 58-64
H Southwest Minnesota State	L 73-85
@ Concordia-St. Paul	W 71-51
@ Minnesota State	L 78-87
H Northern State	L 66-76
H MSU Moorhead	L 87-95
@ Winona State	W 66-63
@ Upper Iowa	L 72-77
@ St. Cloud State	L 80-84
@ Minnesota Duluth	W 79-77
H Bemidji State	L 76-78
H Minnesota Crookston	W 79-72
@ Southwest Minnesota State	L 82-85
@ Sioux Falls	W 80-68
H Upper Iowa	L 65-67
H Winona State	W 74-59
@ St. Cloud State	L 78-92

2017-18

Head Coach Jeff Kaminsky
(14-17)

@ Nebraska-Kearney	L 66-71
H Nebraska-Kearney	W 82-72
H Barclay College	W 100-58
H Augustana	W 80-75
N NYIT #	W 78-57
N Missouri Southern #	L 77-79
@ Minnesota State	L 58-86
@ Concordia-St. Paul	W 76-57
H Nebraska Christian	W 86-47
H University of Mary	W 85-63
H Minot State	L 68-69
H Mount Marty	W 92-69
H Morningside	L 66-70
@ Augustana	L 70-80
@ Sioux Falls	W 78-66
@ Southwest Minnesota	L 65-86
H Concordia-St. Paul	W 83-71
H Minnesota State	L 74-75
@ Northern State	L 69-71
@ MSU Moorhead	L 66-90
H Winona State	W 69-67
H Upper Iowa	L 76-84
H St. Cloud State	L 58-82
H Minnesota Duluth	W OT 88-86
@ Bemidji State	L 70-91
@ Minnesota Crookston	W 85-74
H Southwest Minnesota	L 60-75
H Sioux Falls	W 78-64
@ Upper Iowa	L 68-73
@ Winona State	L 71-89
@ St. Cloud State	L 57-81

= Sanford Pentagon Classic

2018-19

Head Coach Jeff Kaminsky
(21-10)

N Pittsburg State	W 95-92
@ Central Missouri	L 67-73
H Waldorf	W 84-56
H Nebraska Christian	W 101-52
H Mount Marty College	W 75-58
H Nebraska-Kearney	W 87-58
@ Augustana	W 65-54
@ Upper Iowa	W 83-56
@ Winona State	W OT 82-80
H Bemidji State	W 75-59
H Minnesota Crookston	W 72-52
H Augustana	L 71-72
@ Sioux Falls	L 71-77
@ Southwest Minnesota State	W 75-68
H Winona State	W 92-79
H Upper Iowa	W 85-81
@ MSU Moorhead	L 76-80
@ Northern State	W 84-81
H Minnesota State	L 79-90
H Concordia-St. Paul	W 77-68
@ University of Mary	W 67-48
@ Minot State	W 85-79
H St. Cloud State	L 79-91
H Minnesota Duluth	L 72-77
@ Concordia-St. Paul	W 94-74
@ Minnesota State	L 78-89
H Southwest Minnesota State	W 86-77
H Sioux Falls	W 77-79
H University of Mary	W 84-62
N St. Cloud State	W 77-76
N Southwest Minnesota State	L OT 78-84

2019-20


Head Coach Jeff Kaminsky
(10-22)

N Ferris State	L 78-100
N Concordia-Irvine	L 73-75
N UT-Perian Basin	L 62-82
N East Central	L 76-89
@ Okla. Baptist	L 58-83
H Neb. Christian	W 80-54
H Concordia (NE)	W 92-70
H Central Missouri	W 73-63
H Augustana (SD)	L 66-75
H Upper Iowa	W 88-69
H Winona State	W 70-63
@ Bemidji State	L 61-90
@ Minn. Crookston	L 78-92
@ Neb. Kearney	L 64-77
@ Augustana (SD)	L 72-74
H Sioux Falls	L 65-77
H Southwest Minnesota State	L 59-62
@ Winona State	Wot3 102-97
@ Upper Iowa	L 73-80
H MSU Moorhead	L 71-82
H Northern State	L 72-82
@ Minnesota State	W 73-71
@ Concordia St. Paul	W 66-63
H University of Mary	Wot 85-77
H Minot State	W 71-62
@ St. Cloud State	L 68-90
@ Minnesota Duluth	L 70-91
H Concordia-St. Paul	Lot 89-93
H Minnesota State	Lot 70-72
@ Southwest Minnesota State	L 61-78
@ Sioux Falls	L 64-75
@ MSU Moorhead	L 65-69

2020-21

Head Coach Jeff Kaminsky
(11-7)

H Northern State	L 66-62
H Northern State	L 64-51
@ Concordia-St. Paul	W 88-76
@ Concordia-St. Paul	W 82-60
H Minnesota State	W 85-68
H Minnesota State	L 80-77
H Upper Iowa	W 99-71
H Upper Iowa	L 82-74
@ Winona State	W 58-57
@ Winona State	W 84-78
H Sioux Falls	L 70-68
H Sioux Falls	W 71-46
@ Southwest Minnesota State	W 82-54
@ Southwest Minnesota State	W 74-56
@ Augustana	L 60-57
@ Augustana	W 82-70
N St. Cloud State	W 73-70
N MSU Moorhead	L 84-72





WSC ALL-TIME SERIES RECORDS



<u>Opponent</u>	<u>G</u>	<u>W</u>	<u>L</u>	<u>Pct.</u>
Adams State	4	1	3	.250
Alaska-Anchorage	2	0	2	.000
Alaska-Fairbanks	2	0	2	.000
Angelo State	1	1	0	1.000
Arkansas Tech	1	0	1	.000
Armstrong Atlantic	1	0	1	.000
Atlantico	1	1	0	1.000
Augustana	51	17	34	.333
Augustana (Ill.)	1	1	0	1.000
Avila	1	0	1	.000
Barclay College	1	1	0	1.000
Bellevue University	26	17	9	.654
Bemidji State	52	28	24	.538
Benedictine	6	5	1	.833
Bethel	1	1	0	1.000
Biola	1	0	1	.000
Black Hills State	1	0	1	.000
Briar Cliff	50	27	23	.540
Buena Vista	19	11	8	.578
Cal State-Monterey Bay	1	1	0	1.000
Calif.-Notre Dame	1	1	0	1.000
Cameron	1	0	1	.000
Central Methodist	1	0	1	.000
Central Missouri	2	2	0	1.000
Central State	1	0	1	.000
Chadron State	135	87	48	.644
Chicago Teachers	2	1	1	.500
College of Ozarks	1	1	0	1.000
Colorado Mines	7	6	1	.857
Colorado Springs	1	1	0	1.000
Colorado State	3	1	2	.333
Concordia (Neb.)	23	18	5	.782
Concordia-Irvine	1	0	1	.000
Concordia-St. Paul	44	26	19	.591
Cotner	18	5	13	.278
Culver-Stockton	1	1	0	1.000
Dakota State	6	6	0	1.000
Dakota Wesleyan	13	5	8	.384
Dana College	45	42	3	.933
Denver University	4	2	2	.500
DePaul	1	0	1	.000
Drake	1	0	1	.000
Doane	92	53	39	.576
Drury	6	3	3	.500
Dubuque	1	0	1	.000
East Central (Okla.)	2	0	2	.000
Eastern Montana St.	1	0	1	.000
Eastern New Mexico	2	0	2	.000
Eau Claire (Wis.)	1	1	0	1.000
Elmhurst	1	0	1	.000
Emporia State	27	10	17	.370
Ferris State	1	0	1	.000
Fort Hays State	33	7	26	.212
Fort Lewis College	3	0	3	.000
Grace	2	2	0	1.000
Grand View	1	1	0	1.000
Guilford	1	0	1	.000
Gustavus Adolphus	4	1	3	.250
Hamline	2	1	1	.500
Hastings College	101	51	50	.505

<u>Opponent</u>	<u>G</u>	<u>W</u>	<u>L</u>	<u>Pct.</u>
Hawaii-Hilo	2	0	2	.000
Howard Payne	1	0	1	.000
Humboldt State	1	0	1	.000
Huron College	6	3	3	.500
Iowa Teachers	2	1	1	.500
Iowa Wesleyan	3	2	1	.667
John Brown	1	1	0	1.000
Kentucky State	1	1	0	1.000
Kentucky Wesleyan	1	0	1	.000
La Crosse State	2	1	1	.500
Lake Superior State	2	1	1	.500
Lakeland	1	0	1	.000
Lincoln (Mo.)	3	1	2	.333
Luther	2	2	0	1.000
Macalester	2	1	1	.500
Marymount (Kan.)	1	0	1	.000
Mayville State	3	3	0	1.000
McKendree	1	0	1	.000
Mesa State	2	0	2	.000
Metro State	2	0	2	.000
Michigan Tech	2	0	2	.000
Midland	112	74	38	.661
Milwaukee Teachers	2	0	2	.000
Minn. Crookston	33	25	8	.758
Minnesota Duluth	27	10	17	.370
Minnesota Morris	21	13	8	.619
Minnesota State	34	5	29	.147
MSU Moorhead	41	23	18	.561
Minot State	8	5	3	.625
Missouri Southern	27	6	21	.222
Missouri Valley	2	2	0	1.000
Missouri Western	32	14	18	.438
Morningside	50	21	29	.420
Mount Marty	18	16	2	.889
National College	1	1	0	1.000
Nebraska Christian	5	5	0	1.000
Nebraska-Kearney	166	75	91	.452
Nebraska-Omaha	74	28	46	.378
Nebraska-Wesleyan	70	33	37	.471
Norfolk College	3	1	2	.333
Norfolk JC	2	1	1	.500
North Dakota	2	0	2	.000
North Dakota State	2	0	2	.000
Northern Colorado	1	0	1	.000
Northern Iowa	7	1	6	.142
Northern Kentucky	1	0	1	.000
Northern Michigan	1	1	0	1.000
Northern State	60	23	37	.383
Northwest Nazarene	1	0	1	.000
Northwest Okla.	1	1	0	1.000
NW Missouri State	23	7	16	.304
Northwestern	23	13	10	.565
NYIT	1	1	0	1.000
Oklahoma Baptist	1	0	1	.000
Olivet Nazarene	1	0	1	.000
Peru State	125	71	54	.586
Phillips	1	1	0	1.000
Pittsburg State	29	18	11	.621
Presentation	1	1	0	1.000
Quincy	8	4	4	.500

<u>Opponent</u>	<u>G</u>	<u>W</u>	<u>L</u>	<u>Pct.</u>
Presentation	1	1	0	1.000
Quincy	8	4	4	.500
Regis	2	1	1	.500
River Falls State	1	1	0	1.000
Rockford	2	2	0	1.000
Rockhurst	8	8	0	1.000
Rocky Mountain	1	1	0	1.000
Rollins	1	1	0	1.000
Roosevelt	1	1	0	1.000
Saint Thomas	2	0	2	.000
San Francisco State	1	0	1	.000
Simpson	1	1	0	1.000
Sioux Falls	30	16	14	.533
South Dakota	18	4	14	.222
South Dakota State	13	1	12	.076
South Dakota Tech	3	2	1	.667
S. Dakota Teachers	1	1	0	1.000
Southern Baptist	1	0	1	.000
Southern Colorado	1	1	0	1.000
Southern Indiana	1	0	1	.000
Southern State	26	23	3	.885
Southern Teachers	15	10	5	.667
Southwest Baptist	3	2	1	.667
Southwest Missouri	1	0	1	.000
Southwest Minn. St.	75	41	34	.547
St. Cloud State	29	5	24	.172
Sterling	1	1	0	1.000
St. Francis	7	4	3	.571
St. Mary	1	1	0	1.000
St. Olaf (Minn.)	1	1	0	1.000
St. Thomas (Minn.)	2	0	2	.000
Stetson	1	0	1	.000
Tampa	1	1	0	1.000
Tarkio	1	1	0	1.000
Texas-Permian Basin	1	0	1	.000
Trinity	1	1	0	1.000
Truman State	1	1	0	1.000
UC-San Diego	1	0	1	.000
Upper Iowa	29	12	17	.414
Univ. of Mary (ND)	22	16	6	.727
Univ. of Neb. (B team)	8	6	2	.750
Viterbo	2	1	1	.500
Waldorf	1	1	0	1.000
Washburn	32	10	22	.312
Wayne State (Mich.)	1	0	1	.000
West Texas St. (A&M)	3	0	3	.000
Western Illinois	1	0	1	.000
Western College (Mont.)	1	0	1	.000
Western New Mexico	1	0	1	.000
Western State	2	1	1	.500
Westmar/Teikyo	71	44	27	.620
William Jewell	2	1	1	.500
William Penn	1	1	0	1.000
Winona State	56	21	35	.375
Wisc.-Parkside	5	1	4	.200
Valley City State	4	4	0	1.000
Yankton College	14	5	9	.357
York College	33	27	6	.818
Totals (107 years)	2460	1275	1185	.518
Record vs. NSIC Opp.	426	189	237	.444



BASKETBALL LETTERWINNERS



A

Zane Abner, 2008-09
 Adol Aluong, 2011-12-13-14
 David Allen, 1991-92
 David Andersen, 2014-16
 Daniel Anderson, 1993-94-95-96
 James Anderson, 1946-48
 Loren Andrews, 1929-30-31-32
 Derek Archer, 2002-03-04-05
 Al Bahe, 1947-48-49-50

B

Jason Bangs, 1993
 Jared Bartling, 2014
 Gene Baumert, 1947-49-50
 Jack Baumert, 1947-48-49-50
 Tyler Bauschek, 2011-12-13-14
 Charles Beazley, 1951-52
 Jay Bellar, 1980
 C. Wayne Benton, 1942-43
 Keith Berg, 1986-87-88
 Larry Berres, 1958-59
 Warren Best, 1940-41-42-43
 Elmer Blackbird, 1947-48
 Matt Blomenkamp, 1996
 Dale Bloss, 1944
 Darold Bobier, 1944
 Tony Bonner, 2017-18-19
 LeRoy Bruce, 1948-50
 Wilson Bryant, 1947
 Larry Buhl, 1955-56-57-58
 Isiah Burd, 2020
 Dovydas Burneika, 2015-16-17-18

C

Levi Cahill, 2002-03
 Brett Cain, 2002-03-04-05
 Bryce Caldwell, 2005-06-07-08
 Vincent Cesair, 1993
 Prince Chukwuma, 2020
 Omar Clark, 1992-93-94-95
 Mark Cobb, 1996-97
 Jamal Cole, 2004-05
 Justin Cole, 1996-97
 Mick Collins, 1999
 Larry Coney, 1959-60-61-62
 D. Cook, 1947
 W. Cook, 1947
 Jordan Cornelius, 2015-16-17-18
 Robert Cunningham, 1936-37-38

D

Kenneth Dahl, 1959-61-62
 Ryan Dahl, 2001
 Jack Dale, 1944
 Dean deBuhr, 1966
 Billy Delano, 2009
 Ben Dentlinger, 2018-19-20-21
 Jason Diaz, 1996-97-98-99
 Michael Dickes, 2007

Jamar Diggs, 2007-08
 Jon Dolliver, 1997-98-99-00
 Steven Dunbar, 1989-90-91-92

E

Justin Eagins, 2021
 Bradley Edwards, 1982-83
 Cedric Edwards, 1980-81-82
 Dean Elofson, 1967-68-69-70
 Douglas Emanuel, 1980-81-82-83
 Robert Ennis, 1955
 Noah Erickson, 2021
 Austin Esters, 2015-16-17-18

F

Tanner Ferguson, 2011
 Nick Ferrarini, 2019-20
 Kenny Finco, 2014
 Harold Fitch, 1942-43-46
 Michael Fitzner, 1995-96-97
 Larry Folkers, 1958

G

Ben Galemmo, 2013
 Casey Gates, 1989
 Joel Gatewood, 1946
 Robert Geist, 1987-88
 Tim Gesell, 2001-02-03-04
 Joseph Gnat, 1995
 Dave Goede, 1961
 Bill Goodwin, 1968-69-70-71
 Brian Goodwin, 2016-17-18
 Mark Gracy, 1986-87
 Gerald Gunderson, 1951

H

Grady Hansen, 1980-81-82-83
 Hiram Hansen, 1944-45
 Scott Hansen, 1999-00
 Francis Hanson, 1949
 Vernon Harder, 1947-48-49
 Clayfell Harris, 2012
 Virgil Harris, 1958
 Arnie Hayes, 1986-88-89
 Joel Heesch, 2014-15
 Eric Henderson, 1997-98-99-00
 Glen Hendrickson, 1944
 Jason Herlitzke, 1998-99-00-01
 Roger Higgins, 1952-53-54
 Gus Hinrich, 1949
 Dallas Hodges, 2004-05-06
 Michael Hoffart, 1985
 Brian Hoffman, 1998-99
 Bruce Hoffman, 1959
 Jordan Holdsworth, 2012-13-15
 Ben Hoskins, 2017
 Bill Hueser, 1955
 Gerald Hueser, 1957-58-59
 Joshua Hughes, 2006
 Cory Humphries, 2009
 Douglas Hutchinson, 1981

I

Nosa Iyagbaye, 2019-20-21

J

Brent Jackman, 2009
 Kendall Jacks, 2015-17-18-19
 Al'Tavius Jackson, 2019-20
 Jordan Janssen, 2019-20-21
 Vance Janssen, 2016-17-18-19
 Jason Jensen, 2010-11
 Bradley Joens, 1998-99-00-01
 Carl Johnson, 1950-51-52-53
 Dennis Johnson, 1961-62-63
 Eric Johnson, 2006-07-08
 Gordon Johnson, 1944
 Tyler Johnson, 1996-97-98-99
 Alan Jones, 1981-82
 Jaime Jones, 1996-97
 Ronald Jones, 1963 (Farnhamville, Iowa)
 Ronald Jones, 1971-72-73-74 (Kankakee, Ill.)
 Gordon Jorgensen, 1971-72
 Trevin Joseph, 2018-19

K

Don Kane, 1949-50-51-52
 Lyle Kapaska, 1949
 Vernon Kaskey, 1951
 Fred Kjer, 1957
 Todd Klostermann, 2001-02-03-05
 Gary Kneifl, 1995-96
 Kevin Kobs, 2001-02-03-04
 Lowell Koehn, 1948-49-50
 Vernon "Pete" Kozisek, 1942-43
 Paul Krohn, 1957-58
 Dale "Pete" Kropp, 1950-52
 William Kropp, 1947-49-50-51
 Patrick Kurth, 2013-14-15
 Douglas Kuszak, 1989-90-91-92

L

Zach LaFave, 2021
 John Lang, 1965-66
 Karter Lein, 2021
 Fred Letheby, 1946
 Stanley Lewis, 1974
 Ted Lindberg, 1952-53
 Kevin Lingenfelter, 1999-00-01-02
 Douglas Lollman, 1981-82-83
 Rodney Love, 1944
 J. Lytten, 1948

M

Lowell Magdanz, 1942-43
 Terrance Mailloux, 1993-94-95
 Justin Malcom, 1995-96
 Stanley "Mike" Mallette, 1951-52-53-56
 Troy Malone, 2002-03-04-05
 Brad Manley, 2000-01
 Ron Marcellus, 1959-60-61-62



BASKETBALL LETTERWINNERS



Cody McCullough, 2021
 Blake McGriff, 2008-09
 Morland McManigal, 1951-52
 Mike McNamara, 1986-87-88-89
 Marcus Messersmith, 2009
 Brian Metz, 2007-08-09-10
 David Meyer, 1954-55-56
 Alec Millender, 2021
 Elijah Miller, 2009-10-11
 Roger Miller, 1951-52-53-54
 Kingsley Miner, 1955-56-57-58
 Michael Mitchell, 1995
 Nate Mohr, 2019-20-21
 Adam Moon, 2016
 Bob Moore, 1958-59
 Darren Moore, 2012
 Dick Moore, 1954
 Jon Moore, 2002
 W. Elwood Morris, 1935-36
 James Morrison, 1948
 Max Mossman, 1949
 Nathan Mulder, 1998-99-00-01
 Patrick Murphy, 1988

N

Tyler Nagy, 2015-16-17-18
 Curtis Neely, 2013
 Howard Nellor, 1958
 Chad Nelson, 1996-97-98
 Dennis Neubrand, 1966
 Marlin Nielsen, 1962-63
 Edward Nitz, 1946
 Will Nixon, 2013

O

Bob Oakes, 1955
 Harold Olson, 1944
 Lawrence Osborne, 1942
 Troy Osterhaus, 1998

P

Joel Parks, 1966-67-68-69
 Obi Patrick, 2020
 William Patterson, 1992-93-94-95
 Spencer Paulsen, 2010
 Jamie Pearson, 2014
 Henry Penner, 2020-21
 Elmer Peters, 1933-34-35-36
 Milton Peters, 1967-68-69
 Chuck Peterson, 1961-62
 Sherman Petite, 1989
 Craig Philipp, 1995-96-97-98
 Ryan Pick, 1996
 Dick Pineda, 1959-60-61
 Jack Pingel, 1954-55-56
 Rex Pressler, 1975-76
 Warren Price, 1952

Q

Dean Quinn, 1984

R

Charles Rachow, 1959
 Eric Radke, 1954-55-56-57
 Matt Rathje, 2005-06-07-08
 Ronald Raver, 1958-59
 F. Raymer, 1948
 Robert Reeson, 1978-79
 Harvey Reimers, 1950
 James Reinders, 1981-82
 Ervin Retzlaff, 1935-36-37-38
 Lawrence Retzlaff, 1946
 Wattie Rhoda, 1979-80
 Delmar Riessen, 1943
 R. Wayne Robinson, 1976-77
 Ryan Rolfzen, 2011-12-13-14
 Russell Rosenquist, 1985-86-87-88
 Gary Ross, 2014-15
 Ryan Rudloff, 2008-09-10-11
 Gregory Ryan, 1993-94 95-96

S

Wayne Samuelson, 1952-53-54-55
 Justin Sanny, 2000-01-02-03
 Jay Saunders, 2021
 David Schneider, 1967-68-69-70
 John Schott, 1989-90-91-92
 Calvin Schulz, 1943
 Vontrell Seroyer, 2011-12
 Amry Shelby, 2010-11-12-13
 Tom Sherlock, 2003-04-05-06
 Steve Skradski, 1993-94
 Dusty Smith, 2003-04-05-06
 Harold Smith, 1955-56-57
 Virgil "Joe" Smith, 1939-40-41-42
 Marc Sommerfeld, 1969-70
 George Sorensen, 1949
 Brett Spiker, 2009-10
 Burt St. John, 1958-59
 Bradley Starken, 2010-11
 James Strahan, 1948-50
 Robert Strathman, 1965-66-67-68
 Dave Summers, 1991-92-93
 Willie Summers, 1979-80
 Regg Swanson, 1973-74-75
 Shea Sweetland, 2021
 Richard Symonds, 1965-66-67-68

T

Colin Tague, 2002-03-04
 Ben Tasa, 2010-11
 Jerry Taylor, 1961-62
 Tim Taylor, 2006-07
 Luke TerHark, 2017-18-19
 Nate Thayer, 2019-20-21
 C.A. Thomas, 1944
 Jonathon Thomas, 2006-07-08-09
 Matt Thomas, 2016-17-18
 Sean Thurston, 2008
 Donald Tietgen, 1950-51-52-53
 Vince Tillo, 1985

Dana Trofholz, 1969-70-71-72
 Dan True, 1956
 Nate Trueblood, 2008-09
 Bob Tushla, 1952-53-56-57

U

D. Russ Uhing, 1982-83-84

V

Grant Van Boening, 1944
 Trae VandeBerg, 2015
 Matt Van Voorst, 1997-98-99-00
 Gaylord Vogt, 1951

W

Neal Walde, 1974-75
 Kent Wallace, 1946
 L. Walsh, 1947
 David Walters, 2006-07-08-09
 Joel Warner, 1942
 Brett Watson, 2002-03-04-05
 Rick Watson, 1990-91
 Charles Wehrer, 1937-39
 Harlan Welch, 1995
 Kyle White, 1993-94-95-96
 Vincent White, 1986
 James Whitney, 1954-55-56-57
 Kenneth Whorlow, 1943-46
 Ed Wiedenfeld, 1953-54
 Derrell Williams, 2011-12-13
 Rory Williams, 1999-00
 Marques Wilson, 1986-87-89
 Gerald Wisnieski, 1957-58-59
 Timothy Wobken, 1989
 Curt Woodin, 1995-96-97
 Gerald Woodin, 1969-70-71
 Ayron Worthington, 2012-13
 LaTroy Wright, 2013
 Nick Wuebker, 2012

Y

Byron Young, 1989

Z

JJ Zumbrennen, 2015-16-17-18

Note: Year listed is for the spring semester of that academic school year (i.e. - 2009 is for the 2008-09 year)

Past Wildcat NCAA Tournament Teams



1998-1999

23-5

**NCAA Division II Tournament qualifiers
#1 seed and host for NCAA Division II
North Central Regional
Ranked 11th in final NCAA Division II poll**



1999-2000

26-6

**School record for wins in a season
NSIC Co-Champions (regular season)
NSIC Tournament Champions
NCAA Division II Tournament qualifiers
NCAA Division II Sweet 16**



2020-2021

11-7

**NSIC South Division Champions
(2nd time in three years)
NCAA Division II Tournament qualifiers**



2021-22 Wayne State College Men's Basketball Team

Front Row: Seated, left to right, Justin Eagins, Shea Sweetland, Lucas Vogt, Alec Millender, Jay Saunders, Karter Lein and Nate Mohr.

Middle Row: Strength and Conditioning Coach Dakota Coon, Student Assistant Zach Helms, Assistant Coach Nathan Stover, Head Coach Jeff Kaminsky, Coaching Assistant Tanner Cooke, Volunteer Assistant Coach Rusty Parker and Athletic Trainer Muffin Morris.

Back Row: Standing, left to right, Sean Stokes, Ryan Blum, Noah Erickson, Cody McCullough, Ben Dentlinger, Jordan Janssen, Zach LaFave and Nate Thayer.

