

# 2022 WAYNE STATE



## MENS BASKETBALL MEDIA GUIDE





# 2022-23 WAYNE STATE COLLEGE MEN'S BASKETBALL SCHEDULE



<u>Date</u>	<u>Opponent</u>	<u>Time</u>
<b>Nov. 11 (Fri.)</b>	<b>Oklahoma Baptist</b>	<b>6:00 pm</b>
<b>Nov. 12 (Sat.)</b>	<b>Southeastern Oklahoma State</b>	<b>6:00 pm</b>
<b>Nov. 14 (Mon.)</b>	<b>York College</b>	<b>7:00 pm</b>
Nov. 19 (Sat.)	@ Nebraska-Kearney	2:00 pm
Nov. 22 (Tues.)	@ Augustana*	5:30 pm
Nov. 25 (Fri.)	vs. Tampa (Fla.)	6:00 pm
Nov. 26 (Sat.)	@ Eckerd College (Fla.)	6:00 pm
Dec. 1 (Thurs.)	@ Sioux Falls*	7:30 pm
<b>Dec. 3 (Sat.)</b>	<b>Southwest Minnesota State*</b>	<b>5:30 pm</b>
Dec. 9 (Fri.)	@ Concordia-St. Paul*	7:30 pm
Dec. 10 (Sat.)	@ Minnesota State*	7:00 pm
<b>Dec. 17 (Sat.)</b>	<b>Winona State*</b>	<b>5:30 pm</b>
<b>Dec. 18 (Sun.)</b>	<b>Upper Iowa*</b>	<b>3:30 pm</b>
<b>Dec. 31 (Sat.)</b>	<b>Augustana*</b>	<b>3:30 pm</b>
Jan. 6 (Fri.)	@ MSU Moorhead*	7:30 pm
Jan. 7 (Sat.)	@ Northern State*	5:30 pm
<b>Jan. 13 (Fri.)</b>	<b>Minot State*</b>	<b>7:30 pm</b>
<b>Jan. 14 (Sat.)</b>	<b>University of Mary*</b>	<b>5:30 pm</b>
<b>Jan. 20 (Fri.)</b>	<b>Bemidji State*</b>	<b>5:30 pm</b>
<b>Jan. 21 (Sat.)</b>	<b>Minnesota Crookston*</b>	<b>3:30 pm</b>
Jan. 27 (Fri.)	@ Minnesota Duluth*	5:30 pm
Jan. 28 (Sat.)	@ St. Cloud State*	3:30 pm
Feb. 3 (Fri.)	@ Upper Iowa*	5:30 pm
Feb. 4 (Sat.)	@ Winona State*	3:30 pm
<b>Feb. 10 (Fri.)</b>	<b>Minnesota State*</b>	<b>5:30 pm</b>
<b>Feb. 11 (Sat.)</b>	<b>Concordia-St. Paul*</b>	<b>3:30 pm</b>
<b>Feb. 16 (Thurs.)</b>	<b>Sioux Falls*</b>	<b>5:30 pm</b>
Feb. 18 (Sat.)	@ Southwest Minnesota State*	3:30 pm
Feb. 22 (Wed.)	NSIC Tournament First Round	TBA
Feb. 25/26 (Sat. / Sun.)	NSIC Tournament Quarterfinals	
Feb. 27 (Mon.)	NSIC Tournament Semifinals	
Feb. 28 (Tues.)	NSIC Tournament Finals	

(All NSIC Tournament Games Feb. 25-Feb. 28 Played At Sanford Pentagon - Sioux Falls, S.D.)



# BASKETBALL



# 2022-23 WILDCAT BASKETBALL



## ATHLETIC PHONE DIRECTORY

### *All Area Codes (402)*

#### **Administration**

Dr. Marysz Rames, President's Office..... 375-7200  
Mike Powicki, Athletic Director ..... 375-7520  
Mike Barry, Associate Athletic Director / Sports &  
Recreation Facilities Director ..... 375-7521  
Linda Anderson, Assistant Athletic Director  
for Internal Affairs/Senior Woman Administrator . 375-7308  
Megan Finn, Assistant AD/Athletic Development . 375-7543  
Jeni Kemnitz, Athletic Business Manager ..... 375-7183  
Chad Pitkin, Sports/Recreation Center Manager.. 375-7580  
Chuck Parker, Faculty Athletic Representative .... 375-7036  
Deb Harm, Athletic Administrative Assistant.... 375-7520  
Athletic Department FAX..... 375-7120

#### **Sports Information**

Mike Grosz, Sports Information Director ..... 375-7326

#### **Training Room**

Muffin Morris, Head Athletic Trainer ..... 375-7310  
Brad Kaufer, Assistant Athletic Trainer ..... 375-7310

#### **Strength and Conditioning**

Dakota Coon, Head Coach ..... 375-7465

#### **Baseball**

Alex Koch, Head Coach ..... 375-7499  
Tyler Vaughn, Assistant Coach..... 375-7012

#### **Men's Basketball**

Jeff Kaminsky, Head Coach ..... 375-7309  
Nathan Stover, Assistant Coach..... 375-7728

#### **Women's Basketball**

Brent Pollari, Head Coach..... 375-7311  
Daryle Tucker, Assistant Coach..... 375-7122

#### **Cross Country**

Marlon Brink, Head Coach ..... 375-7507

#### **Football**

Logan Masters, Head Coach..... 375-7315  
Scott McLaughlin, Defensive Coordinator ..... 375-7719  
Collin Prosser, Offensive Coordinator ..... 375-7115  
Neil Novak, Special Teams Coordinator..... 375-7157

#### **Women's Soccer**

Emily Hester, Head Coach ..... 375-7506  
Chris McNaughton, Assistant Coach..... 375-7733

#### **Softball**

Christy Warnock, Head Coach ..... 375-7522  
Danielle Williams, Assistant Coach ..... 375-7227

#### **Track and Field**

Marlon Brink, Head Coach ..... 375-7507  
Carly Fehringer, Assistant Coach ..... 375-7507  
Travis Kamm, Assistant Coach..... 375-7507

#### **Volleyball**

Scott Kneifl, Head Coach ..... 375-7303  
Kim DePew, Assistant Coach ..... 375-7560

## TABLE OF CONTENTS

Staff Directory/Table of Contents.....	1
Wayne State College .....	2
Wayne State College Administration .....	3
Wildcat Athletic Facilities .....	4-5
Athletic Training Services .....	6
Head Coach Jeff Kaminsky .....	7
Assistant Coaches.....	8
2022-23 Season Outlook.....	9
2022-23 Wildcat Roster .....	10
Wildcat Player Profiles.....	11-21
2021-22 Wildcat Statistics .....	22
Northern Sun Intercollegiate Conference .....	23
2021-22 NSIC Statistical Leaders .....	24-25
2021-22 NSIC All-Conference Teams.....	26
Wildcat Coaching History .....	27-28
Wildcat Basketball Records.....	29-33
All-Time Award Winners .....	34-36
Wayne State 100-point games .....	37
All-Time WSC Men's Basketball Results .....	38-51
WSC All-Time Series History .....	52
Past Letterwinners.....	53-54
Past NCAA Tournament Teams ....	Inside Back Cover
2022-23 Team Picture .....	Back Cover

**CREDITS:** The 2022-23 Wayne State College men's basketball media guide is a publication of the Wayne State College athletic department, under the direction of Sports Information Director Mike Grosz. Additional help provided by graduate assistant Noah Schlekeway and student assistant Beau Priegnitz. Photos by Bob Berry and Mike Grosz and front cover designed by Mitchell Rubie.



**2022-23 Wildcat Seniors:** Pictured left to right - Nick Ferrarini, Jordan Jansen and Nate Mohr.





# **ABOUT WAYNE STATE COLLEGE**



Wayne State College has been a vital part of Northeast Nebraska since James M. Pile founded the college as Nebraska Normal College in 1891. From the early days as a private higher education institution with a handful of faculty and students until today, as a strong and proud member of the Nebraska State College System boasting more than 4,000 students and 450 faculty and staff, Wayne State has served as an educational, economic and cultural engine for Northeast Nebraska and beyond.

Wayne State College is a leading comprehensive college in Northeast Nebraska distinguished by providing quality academic programs in a personalized setting. We're located on a 128-acre campus and boast a 20:1 student-to-faculty ratio. Wayne State College is best known for our friendly atmosphere, affordability, academic excellence, and successful graduates. Wayne State is nationally ranked and has received recognition for affordability, academic excellence, and community service. We strive to produce graduates who will become successful, productive, and contributing members of society.

WSC began as a college primarily for teacher education but now offers more than 130 undergraduate programs and several graduate programs. Education students are provided with valuable opportunities for hands-on teaching experience. Business, criminal justice and pre-professional programs are also popular at WSC. We have a solid reputation in educating future healthcare professionals as well, thanks to a high placement rate in the allied health fields at University of Nebraska Medical Center, as well as other regional schools.

Service-Learning is an important component of education at Wayne State College. Students lead community projects designed to integrate meaningful community service with instruction and reflection to enrich the learning experience, teach civic responsibility and strengthen communities.

Wayne State inspires students through access to affordable, high quality academic programs, personalized support services, and a culture committed to diversity, sustainability, and creativity. The College strengthens communities by engaging students in experiential learning and leadership opportunities. Wayne State serves the region through cultural opportunities, strategic partnerships, and innovative economic development programs.



WSC takes pride in the success of its extra-curricular activities as well, including performing arts and athletics. Rice Auditorium is the home to the WSC indoor sports programs. It seats approximately 1,700 for basketball and volleyball events. In addition, the auditorium, through the use of its stage, can accommodate 2,500 to 3,000 for commencement, theatrical performances, lectures and other similar events.

Memorial Stadium/Bob Cunningham Field: The stadium is used for seating up to 4,000 spectators for Wayne State College and Wayne High School football games. It also houses a press box and concession stand. WSC also hosts many high school track meets at this facility.

Ley Theatre, located in Brandenburg Hall, has fixed seating for 150. Additional seats may be added to accommodate up to 220. Ramsey Theatre, located in the Peterson Fine Arts Building, can accommodate 650 people on its main floor and balcony.

We are proud to offer exceptional education at an affordable cost. With low tuition rates and financial assistance given to most of our students each year, WSC is the most affordable and best quality four-year college in the region. Our value, combined with personalized attention from caring professors and staff, a friendly campus community, and opportunities to learn in and outside the classroom, makes WSC a great place for students to thrive and advance their futures.

Wayne State's four academic schools, Arts and Humanities, Business and Technology, Education and Behavioral Sciences, and Science, Health, and Criminal Justice, offer more than 130 programs of study and 55 minors in 15 academic departments, awarding bachelor's, master's and education specialist degrees in a variety of programs and fields. There are 121 full-time, ranked faculty, 118 part-time faculty, and 18 graduate assistants.

Wayne State College competes in NCAA Division II, and is a member of the Northern Sun Intercollegiate Conference. Competitive sports include football, volleyball, men's and women's basketball, men's and women's track and field (indoor and outdoor), men's and women's cross country, baseball, softball and women's soccer. Two new sports were added for the 2019-20 season - women's golf and beach volleyball.

Wayne State continues to invest in upgrades to athletic facilities. The most recent additions include the completion of the Kirk Gardner Indoor Athletic Complex (formerly the Carlson Natatorium). A new state-of-the-art press box was completed in the summer of 2018 at Bob Cunningham Field. In the last two years Rice Auditorium has installed a videoboard and new branded playing surface to enhance the Wildcat fan experience.

You'll feel right at home on Wayne State's beautiful, historic campus located in the northeast Nebraska community of Wayne. The campus combines stately, historic buildings with the newly renovated Willow Bowl, Student Center, Ramsey Theatre, Studio Arts Building and Connell Hall.

Each WSC academic building contains more than one smart classroom, also known as technology enhanced classrooms, which create new opportunities in teaching and learning by integrating networking, digital and audio visual technologies.





# WAYNE STATE ADMINISTRATION



## **Dr. Marysz Rames** *President*

Dr. Marysz Rames was appointed the 13th president of Wayne State College by the Nebraska State College System Board of Trustees on June 18, 2015. She came to Wayne State from Dakota State University in Madison, S.D., where she had served as interim president since Aug. 15, 2014.

Rames earned her education doctorate in adult and higher education in 1997 from the University of South Dakota in Vermillion. She earned her bachelor of science degree in business administration and communication studies, with a minor in economics, in 1982, and her master's degree in educational administration in 1986, from University of Northern Colorado in Greeley, Colorado.

She spent one year (2014-15) as interim president at Dakota State University (DSU) in Madison, South Dakota. During this time she was instrumental in promoting a strong shared governance system, finalizing the university's five-year strategic plan, revitalizing the university's Foundation and actively raising funds to increase scholarships. Rames also worked with the legislature and others in several major new construction and renovation projects.

Prior to her interim appointment, Rames served as the vice president for student affairs from 2000 until June 2015 at South Dakota State University (SDSU) in Brookings. As the senior student affairs officer, Rames oversaw numerous university divisions and initiatives, including, but not limited to, enrollment management, student success, strategic planning, fundraising/fiscal management, diversity and inclusion, collaborative partnerships, leadership development, and increasing efficiency and effectiveness for students.

Rames served as an assistant professor of education at SDSU, teaching courses in administration and leadership in student affairs; serving on master's and doctoral students' graduate committees; and conducting research in financial trends in higher education, student retention and completion, and affordability and access to higher education. Rames also served as the interim associate vice president of student affairs (1997-1999) and the interim director for diversity enhancement (1999) at SDSU.

Prior to her arrival at SDSU, Rames worked at Aims Community College in Greeley, Colo., and the University of Wyoming in Laramie. Her scholarly presentations include topics such as student services, retention efforts, and working with today's college students.

Rames and her husband, Steve, have two children - Matthew and Jessica.



## **Mike Powicki** *Director of Athletics*

Mike Powicki is in his 11th year (2022-23) as Athletic Director at Wayne State College. Powicki began his duties at Wayne State College on July 23, 2012 and has been instrumental in improvements to athletic facilities and staffing during his 10 years at the institution.

Over the past 10 years at WSC, over \$11 million has been invested in facility improvements, staffing and operations enhancements. More facility additions and renovations are planned in the near future as Wayne State announced in June a \$26.5 million athletic/recreation facility addition and renovation project that includes the addition of an air-supported indoor structure and major renovations to the Recreation Center, Rice Auditorium and the Kirk Gardner Indoor Athletic Complex. The three-phase project will begin with the new indoor facility starting in the spring of 2023 with a tentative completion date set for the fall of 2025.

The 2021-22 school year saw two more projects created to benefit Wildcat athletics. The Rice Auditorium Stage Conversion Project, totaling \$1 million, will enclose the current stage and create an open-air room to provide premium fan seating and in-game hospitality area for Wildcat volleyball and men's and women's basketball games in Rice Auditorium along with providing a multi-use area for student-athlete recruitment and team meetings. Another project scheduled for completion in late August is field turf installed on the WSC Soccer Pitch.

Powicki was instrumental in the addition of two sports to Wayne State athletics in 2019-20 with the addition of beach volleyball and the re-instatement of the women's golf program. He also orchestrated the

renovation of the former natatorium into the Indoor Athletic Complex that will benefit all Wildcat athletic programs. Powicki also helped orchestrate the largest single scholarship gift in the history of Wayne State as the Gardner Foundation announced on October 3, 2019 a \$1.8 million gift to the school. Included in the gift was a one-time donation of \$300,000 toward the Indoor Athletic Complex along with \$150,000 toward athletic operations and \$925,000 toward athletic scholarships to WSC.

Wildcat student-athletes continued to excel in the classroom during the 2019-20 school year. 11 of the 13 sports at Wayne State posting a cumulative grade point average over 3.00. WSC had 212 Presidential Scholar Athletes and 142 NSIC All-Academic selections with 47 student-athletes posting a perfect 4.00 GPA in either the 2019 spring and/or fall semester. Wildcat athletics also produced an all-time high six Academic All-Americans in the 2019-20 school year and had one NSIC Elite 18 Award winner (Aaron Ras was a repeat selection in baseball).

In the summer of 2019, Rice Auditorium benefitted with the addition of several upgrades that included new (hanging) baskets, hallway graphics of current and past Wildcat athletes to enhance the look of Rice Auditorium and a newly designed floor/playing surface.

The Bob Cunningham Field Press Box Replacement project covering \$3.9 million was done in 2018. The project increased the amount of work space for media and staff working home events at Cunningham Field. The new facility also provides universal space on the lower level that will give WSC athletics an opportunity to host special events and create additional revenue through corporate sponsorships and donor stewardship.

In the fall of 2018 new Daktronics video scoreboards and a sound system totaling over \$200,000 were installed in Rice Auditorium to enhance the game day experience for Wildcat fans and student-athletes.

The first major athletic project that was completed under the guidance of Powicki was the Bob Cunningham Field/Memorial Stadium Renovation project. The project began in May, 2013 and was highlighted by installation of artificial turf, ornamental fencing, press box graphics and new goal posts. The \$1.6 million project also included the widening, lengthening and re-sodding of the Wildcat Soccer Pitch, along with installing new irrigation, facility fencing, scoreboard and making the facility ADA accessible. The Dr. LeRoy Simpson Track at Memorial Stadium was re-surfaced and painted in the summer of 2014 as the final phase of the project.

Powicki currently serves on the NCAA Division II Athletic Directors Association Board, NCAA Division II Central Regional Advisory Committee for baseball and is on the Northern Sun Conference Hall of Fame Committee. He also serves locally as the Wayne Kiwanis Board President, Vice President of the Wayne Area Economic Development Board of Directors and Revitalize Wayne Committee.

Powicki currently serves on the NCAA Division II Athletic Directors Association Board, NCAA Central Regional Advisory Committee for baseball and is on the Northern Sun Conference Hall of Fame Committee. He also serves locally as the Wayne Kiwanis Board President along with the Wayne Area Economic Development Board of Directors and Revitalize Wayne Committees.

Prior to arriving at Wayne State, Powicki served as Assistant Athletic Director at Minnesota State University in Mankato, Minnesota. He was the Assistant Athletic Director for Marketing and Corporate Partnerships from 2008-10 and was promoted to Assistant Director of Athletics for Development and Strategic Partnerships in 2010 where he served in that role until July 2012 when he arrived at Wayne State.

While at MSU, Powicki successfully developed and executed the athletics department revenue generation plan, responsible for generating \$1.7 million annually. Powicki managed all fundraising, development and marketing operations while overseeing the athletic department marketing/fundraising staff.

Powicki also served as Associate Athletic Director for External Affairs at Upper Iowa University from 2004-2008 where he was a part of the Peacocks transition from NCAA Division III to NCAA Division II status and into the Northern Sun Intercollegiate Conference. While at Upper Iowa, Powicki monitored all team operations, recruiting and fundraising budgets. Powicki oversaw the UIU Recreation and Fitness Center staff, budget and overall operation.

In his time at Upper Iowa he created and sold athletic corporate sponsorship opportunities, supervised and coordinated all athletic department fundraising activities, developed and implemented the Peacock Club for donors and successfully completed the "Road to Glory" athletic facility capital improvement project. He also served as tournament director for various national and regional NCAA Division II Championship events.

During his tenure at UIU, Powicki served as an adjunct professor for the Exercise and Sports Studies within the Department of Education. Powicki obtained his bachelor degree from the University of Iowa in exercise science in and earned his masters degree in exercise and sport science/sport administration from Wisconsin-La Crosse.

Mike has two daughters - Faith and Elle (pronounced L) - and resides in Wayne.





# WAYNE STATE FACILITIES



## **Memorial Stadium / Bob Cunningham Field**

Memorial Stadium has been “Home of the Wildcats” since 1931 when the college purchased 11 acres of land for athletic fields. The grandstand was constructed in 1933. The stadium was officially designated Memorial Stadium following World War II in honor of the Wayne State students who served in the war. Bob Cunningham Field was named in 1993 for the WSC three-sport Hall of Fame standout (1936-39).

The press box underwent a complete renovation with replacement done in 2018. The new structure is 5,220 square feet and includes an elevator along with club level for corporate events.

The main stadium has seating for 2,500 fans while the bleachers on the east side of the field can seat an additional 750 fans. During the summer of 2013, Cunningham Field underwent a renovation with synthetic field turf replacing the grass surface.




## **Recreation Center**

The Wayne State College Recreation Center opened in 1987 and is the college’s main facility for student recreation and selected athletic activities.

The main area in the Recreation Center provides a six-lane running track that was resurfaced in 2021 and has three full-size courts for basketball, volleyball, tennis and badminton are also housed in the rec center. Racquetball, weight training, aerobics, gymnastics, wrestling and sauna facilities are all available to WSC students, faculty and staff.

The Recreation Center also houses locker rooms for Wildcat athletic teams and offices for the WSC athletic department.





# **WAYNE STATE FACILITIES**



## **Rice Auditorium**

Rice Auditorium serves as the home for the Wildcat volleyball squad as well as men's and women's basketball teams. Recent upgrades to the arena include the stage conversion project in 2022, new baskets and rebranded playing surface in 2019 and a new scoreboard, videoboard and sound system in the fall of 2018.

The gymnasium area seats approximately 2,500 for basketball games and volleyball matches. Named for John D. Rice, Wayne State College president from 1951-56, Rice Auditorium was the site of the 1999 NCAA Division II North Central Regional Men's Basketball Championships, the 2006 NSIC Red Baron Women's Basketball Classic and the 2012 NCAA Division II Central Regional Women's Basketball Championships.

## **Wildcat Strength/Conditioning Center**

Recognizing the importance of first-class facilities for their student athletes, the Wayne State College athletic department completed a state-of-the-art renovation to its athletic facilities in the fall of 2008, building a new weight room at Memorial Stadium.

All Wayne State student athletes have utilized the benefits of new weight room equipment that features 18 platforms and racks, dumbbells and selectorized machines. The facility allows 72 student athletes to work out at the same time.

The project has enhanced Wayne State's ability to attract high quality student athletes and provide current team members the resources necessary to compete at the NCAA Division II level.



## **Pete Chapman Baseball & Softball Complex**

The baseball and softball complex opened in the spring of 1996. Located north of Memorial Stadium, the complex provides a picturesque setting for baseball and softball games. The baseball field received a face lift in the summer of 2004 with the additions of locker rooms, rest rooms, a concession stand and a press box.

A new wood fence was installed on the baseball field prior to the start of the 2005 season. In the spring of 2006, the facility was named the Pete Chapman Baseball/Softball Complex in honor of the late athletic director/football coach and his contributions to the Wildcat athletic department. In the fall of 2006, construction began on a locker room/press box on the softball



field and a new 10-inning electronic scoreboard was installed at the baseball field in the spring of 2007. In the summer of 2009, a new wood fence was installed in the outfield making the Pete Chapman Softball Complex one of the best in the Central Region.

## **WSC Soccer Complex**

Located east of Memorial Stadium and adjacent to the baseball field, the WSC soccer field made its debut in the fall of 1997, in time for the inaugural Wildcat soccer season. The most recent improvements to the facility happened in 2022 when new field turf was installed replacing the natural grass surface.





# **ATHLETIC TRAINING SERVICES**



## **Muffin Morris** *Head Athletic Trainer*




Dr. Muffin Morris is in her 15th year (2022-23) at Wayne State College as the Head Athletic Trainer. She oversees athletic training for all 15 sports at Wayne State College and is the head athletic trainer for football and men's basketball.

She also serves as an advisor to the WSC Student Athlete Advisory Committee and worked three years (2013-16) as senior women's administrator.

Prior to arriving at Wayne State, Morris worked four years at the University of South Dakota. She served as a graduate assistant athletic trainer and worked with football, swimming/diving, track and field/cross country and volleyball programs with the Coyotes.

Morris, a native of Chariton, Iowa, earned her bachelor's degree from Buena Vista University in athletic training in 2004. She received her master's degree from the University of South Dakota in 2006 in health, physical education and recreation and obtained her doctorate degree in adult/higher education from the University of South Dakota on July 31, 2008.

Morris resides in Wayne.



**Brad Kaufer**  
(Assistant Athletic Trainer)

## **Wildcat Sports Medicine Center**

The Wildcat Sports Medicine Center, which opened December 1, 2005, is a 4,000 square foot state-of-the-art facility. The center is located next to the Wayne State College Recreation Center and serves as the hub for therapy and athletic training services.

Dedicated to quality care, the Wildcat Sports Medicine Center provides the finest in sports rehabilitation, physical therapy and athletic training services to Wayne State College student-athletes, campus community.

The Wildcat Sports Medicine Center represents excellence - a total commitment by Wayne State College to the health of its students and student athletes.

## **Dr. Joseph Carreau** *Board Eligible Orthopaedic Surgeon*



Dr. Joseph Carreau joined CNOS in 2016 after completing fellowship in Orthopaedic Sports Medicine at the University of Iowa. He is originally from Colorado where he attended Colorado State University for his undergraduate education. Thereafter, he pursued medical school at Creighton University in Omaha, Nebraska and in 2005 traveled to San Diego to complete his orthopaedic surgery residency at the University of California, San Diego. There he received extensive training in adult and pediatric trauma and joint replacement surgery. He developed a special interest in advanced arthroscopy and the treatment of athletic injuries, thus chose to pursue fellowship training in Sports Medicine through the University of Iowa.

At the University of Iowa, Dr. Carreau was trained by national leaders in the practice of advanced arthroscopic techniques, cartilage transplantation, shoulder instability, patellofemoral problems, ligamentous injury of the knee and shoulder replacement surgery. He also received extensive training in the treatment of all athletes at the University of Iowa and was assistant team physician to the Hawkeye Football Team during their historic 2015 season.

Carreau currently serves as Orthopaedic team physician to the Wayne State Wildcats and assists with multiple local high schools. Dr. Carreau has published papers on various orthopaedic topics and is a member of the American Academy of Orthopaedic Surgery, the American Orthopaedic Society for Sports Medicine and the Arthroscopy Association of North America. Dr. Carreau and his wife have four children. He is an avid fisherman and enjoys the outdoors.

## **Dr. Michael Nguyen** *Team Orthopedist*



Dr. Michael Nguyen joined CNOS as a Primary Care Sports Medicine Physician after completing his fellowship training in Sports Medicine at Morristown Medical Center in Morristown, N.J. He initially trained in family medicine in Waterloo, Iowa through the University of Iowa. He earned his medical degree as well as his MS in Hyperbaric Medicine from Saba University School of Medicine in Saba, Netherlands-Antilles. Dr. Nguyen also earned a MS in Health Sciences Research from Texas State University at San Marcos.

Utilizing his specialized training, Dr. Nguyen will focus on treating patients with orthopaedic injuries and conditions. His expertise includes treating sports medicine issues, concussions, osteoporosis and other musculoskeletal injuries using a comprehensive approach. Prior to joining CNOS Dr. Nguyen practiced at Atlantic Sports Health in Morristown, N.J. During his fellowship in N.J., Dr. Nguyen cared for athletes of all ages, both amateur and elite. He helped cover the N.Y. Jets football team, mixed martial arts events, as well as major triathlons and marathons in the tri-state area. He worked as an ER physician at Grundy Memorial Hospital in Grundy Center, Iowa and Waverly Health Center in Waverly, Iowa as well as several other towns across the state.







# HEAD COACH JEFF KAMINSKY



Jeff Kaminsky is in his seventh year (2022-23) as Head Men's Basketball Coach at Wayne State College. He increased the win total of the Wildcats in his first three seasons at the school and has records of 80-87 overall and 59-62 in NSIC games. In 35 years as a head coach, Kaminsky's overall record is 532-454.

Under Kaminsky in the 2021-22 season, Wayne State finished 14-12 overall and third place in the NSIC South Division with an 11-8 league mark. The 'Cats had two All-NSIC performers - Justin



Eagins (First Team) and Jordan Janssen (Second Team) and were ranked in the NCAA Division II Central Region Rankings for a second straight season. WSC led the NSIC in turnover margin (+3.12) and steals per game (7.38).

In the COVID-shortened 2021 season, Kaminsky coached the Wildcats to a second NSIC South Division title in three seasons, going 11-7 overall and 10-4 in the NSIC South Division. He also led the Wildcats to the NCAA Division II National Tournament for the first time in 21 years as WSC fell to MSU Moorhead in the opening round of the NCAA Central Regional in Aberdeen, South Dakota. Kaminsky

was named NSIC South Division Coach of the Year following the successful season for the Wildcats. Junior center Jordan Janssen was named NSIC South Division Player of the Year and NABC First Team All-Central Region while Justin Eagins collected NSIC South Division Freshman of the Year honors.

Wayne State was 10-22 overall and 7-15 in the NSIC South Division in the 2019-20 season. Kaminsky recorded his 500th career victory on November 22, 2019 with a 73-63 win over Central Missouri. Sophomore center Jordan Janssen collected All-NSIC Second Team honors after averaging 16.9 points and 10.1 rebounds with 17 double-doubles during the season.

Under Kaminsky in 2018-19 the Wildcats posted a 21-10 record and earned a share of the NSIC South Division title with a 14-8 league mark. It was the first 20-win season for the Wildcat program since 1999-2000 and was just the second winning season at WSC in the last 10 years. WSC received its first regional ranking in nearly 20 years and the team's nine game win streak at the beginning of the season was the longest since Greg McDermott's final campaign in Wayne (1999-2000).

The 2018-19 Wildcats led the NSIC for a second straight season under Kaminsky in most turnovers created (13.8) while also topping the league in turnover margin (+3.45), steals per game (7.3) and 3-point field goal percentage defense (.337). WSC had three players earn All NSIC Honors - Kendall Jacks (First Team), Trevin Joseph (Second Team) and Vance Janssen (Honorable Mention).



The Wildcats were 14-17 and 9-13 in league play during the 2017-18 campaign. It was a four win improvement over his first season on the Wildcats sidelines. WSC ranked first in the NSIC in turnovers created (13.5) and was third in the league in turnover margin at +2.52. The Wildcats also improved in scoring defense allowing 2.3 points per game fewer than the previous season to rank sixth in the league.

Under Kaminsky in 2016-17, the Wildcats posted a 10-19 overall record and 8-14 mark in the NSIC South Division in his first season as head coach. WSC doubled its win total from the previous season (5-24), starting the year with a road win at Missouri Western 70-57 that snapped a 17-game road losing streak dating back to January 31, 2015. The Wildcats ended the year with six road wins, one more than the previous three years combined.

WSC also made substantial improvements defensively in 2016-17 under Kaminsky as the Wildcats allowed nearly 10 fewer points than the previous season. The 'Cats ranked sixth in the league allowing 75.8 points per game after inheriting a team that was 16th the previous year while allowing 85.1 points a contest. Wayne State also ranked first in the league in turnover margin (+3.07) averaging only 10.8 turnovers a game while creating a league-high 13.9 a contest.

When hired at WSC, Kaminsky brought 29 years of collegiate head coaching experience and over 450 career wins to the Wildcat program. Kaminsky served 11 seasons as the head coach at Valley City State University in North Dakota before coming to Wayne, compiling a 183-144 record that included five 20-win seasons in his last nine years at the school. His 2015-16 team recorded a 22-11 record and advanced to the second round of the NAIA Division II National Tournament while finishing the season ranked #21 in the final NAIA Division II Top 25 Coaches Poll.

Kaminsky's 2012-13 team posted a 23-7 record at Valley City State while advancing to the NAIA National Tournament for the first time since 1987.

Kaminsky also served 11 years (1994-2005) as head coach at Wisconsin-Superior where he also served as the interim athletic director overseeing 16 sports from 2000-2004.

His first collegiate head coaching job was at Mid State Technical College in Wisconsin where Kaminsky spent seven years as head coach, accumulating a 153-70 record with three consecutive Wisconsin Junior College State Championships.

Kaminsky began his coaching career as a graduate assistant at Division I Kent State in the 1985-86 season, helping the Golden Flashes to a 19-10 record and second place finish in the Mid American Conference.

Kaminsky graduated from Grand Valley State University in Michigan where he was voted GLIAC Scholar Athlete of the Year and Defensive Player of the Year as a senior helping GVSU to a 21-7 record and Sweet 16 appearance in the NCAA Division II Tournament. He began his collegiate playing career at College of DuPage in Illinois where he was a Junior College Honorable Mention All-American in the 1982-83 season helping his team to a 28-4 record. Kaminsky was inducted into the school's Athletic Hall of Fame in June, 2022.

Kaminsky obtained his bachelor degree from Grand Valley State in psychology and earned his master's degree from Kent State University in sport psychology.

## Jeff Kaminsky Coaching File

**Wayne State (2016-present)**

**80-87**

**Valley City State (N.D.) (2005-16)**

**183-144**

**Wisconsin-Superior (1994-2005)**

**116-153**

**Mid-State Technical College (1987-94)**

**153-70**

**Overall record (35 years)**

**532-454**



# ASSISTANT COACHES



## **Nathan Stover** **Assistant Men's Basketball Coach**



Nathan Stover enters his seventh season (2022-23) as Assistant Men's Basketball Coach for Wayne State College.

Wayne State was 14-12 overall and finished third in the NSIC South Division at 11-8 during the 2021-22 campaign. The 'Cats led the NSIC in turnover margin (+3.12) and steals per game (7.38).

Stover helped coach the Wildcats to a second NSIC South Division title in three years in 2021, posting an 11-7 record and 10-4 mark in the NSIC South Division. WSC earned the #4 seed to the NCAA Central Regional, marking

the first time in 21 years that the Wildcats qualified for the NCAA Division II Men's Basketball National Tournament.

The Wildcats improved their season win total for three straight seasons under Stover as WSC finished 21-10 overall in 2018-19 and won a share of the NSIC South Division regular season title with a 14-8 league mark. Wayne State led the NSIC in turnovers created for a second straight season (13.8) and also topped the league in turnover margin (+3.45) and steals per game (7.3).

Stover helped the Wildcats to a four game improvement in the 2017-18 season as WSC finished 14-17 and 9-13 in the NSIC. The Wildcats lowered their scoring defensive average by another 2.3 points compared to the previous season and created a league high 13.5 turnovers per game.

In his first season (2016-17) at Wayne State, Stover helped the Wildcats double its win total from the previous season, going 10-19 after inheriting a team that was 5-24. Under Stover, the Wildcat defense improved 10 spots in the NSIC going from 16th at 85.1 points a game in 2015-16 to sixth at 75.8 points per contest in the 2016-17 campaign.

Stover came to Wayne State after serving 11 years as assistant coach at Valley City State University in North Dakota where he also worked as the intramural director at VCSU. Stover helped turn around a Viking basketball program, recording five 20-win seasons in nine years to go with two NAIA national tournament appearances while posting a 183-144 overall record.

Stover helped coach the Vikings to a 22-11 record and a share of the North Star Athletic Association regular season title. Valley City State also advanced to the second round of the NAIA national tournament and finished the season ranked #21 in the final NAIA Division II Top 25 Coaches Poll. VCSU also advanced to the NAIA national tournament in the 2012-13 season under Stover with a 23-7 mark.

Prior to arriving at Valley City State, Stover spent four years in the high school coaching ranks serving three seasons (2002-05) as the head boys basketball coach at Jamestown High School in North Dakota. He was also the head girls and head boys basketball coach at Harvey High School in North Dakota during the 2001-02 year.

Stover got his start in collegiate coaching as a student assistant coach at North Dakota State working under Tom Billeter and Ray Giacoletti. He was later moved up to graduate assistant coach from 1999-2001 and worked under Greg McDermott (former WSC head coach and current Creighton head coach) and Ben Jacobson (head coach at Northern Iowa).

Stover graduated from Valley City State University in 1999 with a bachelor of science degree in elementary education and obtained his master's degree in sport management from North Dakota State in 2006.

Nathan and his wife, Kristin, have two children - a daughter Kayleigh (7) and son Ethan (4).

## **Mason Denholm** **Coaching Assistant**



Mason Denholm is in his first season as a coaching assistant with Wayne State men's basketball.

Denholm comes to WSC after spending the last three years as assistant coach (two as a graduate assistant) at Grand View University where he helped lead the 2021-22 team to a 17-11 overall record and 12-7 league mark while advancing to the NAIA National Tournament. The 2021-22 team tied for second in the Heart of America Athletic Conference after being picked 12th in the preseason coaches' poll. Denholm helped recruit one All-American and five All-Conference players as an

assistant at Grand View.

Denholm attended Grand View University where he was a player on the Vikings men's basketball team and was on the 2016-17 NAIA National Tournament Team. He graduated with a bachelor's degree in business management in 2017 and earned a master's degree in sport management in 2018.

Mason and his wife Emily reside in Wayne with their dog Kobe.



**Wildcat Coaching Staff:** Left to Right - Carson Leibhart, Josh Lorenson, Jeff Kaminsky, Nathan Stover and Rusty Parker.







# 2022-23 WILDCAT OUTLOOK



Wayne State returns four starters from last year's club that was 14-12 and third in the NSIC South Division at 11-8. The Wildcats were picked to win the NSIC South Division this season and listed third overall in the Preseason NSIC Men's Basketball Coaches Poll released October 13th.

"Experience will be an asset for our team," stated Wildcat head coach Jeff Kaminsky, who is 80-87 overall and 59-62 in NSIC games with three winning seasons, two NSIC South Division titles and one NCAA Tournament appearances after six seasons on the Wildcat sidelines.

"We have seven of our top eight returning scorers from last season. We have three players (Jordan Janssen, Nate Mohr, and Nick Ferrarini) who are in their fifth season of college basketball, utilizing their extra season of eligibility this year. Jordan and Nate have played significant roles in helping our program win two NSIC South Division titles in the past four years.

Kaminsky added that experience and depth will be one of the Wildcat strengths this season.




"We have eight players returning who have played significant minutes, three in their fifth season and five other (including 1st team all-conference guard Justin Eagins) players who are in their third season in our program."

The Wildcat to Watch in the NSIC this season is First Team All-NSIC guard Justin Eagins, who averaged 16.2 points per game last season to rank 14th in the league. He was fourth in the NSIC in steals with 42 last season after being named NSIC Freshman of the Year in 2021.

"Justin has developed himself into a high level NSIC player," remarked Coach Kaminsky. It has been exciting to watch his development as he truly has become one of the most complete players in the NSIC and how he has impacted our team with his positive leadership."

Senior forward Jordan Janssen is back for his fifth season, averaging 15.4 points and 7.1 rebounds per game last season. Janssen was a Second Team All-NSIC selection last season and ranked sixth in the NSIC in field goal percentage (.546) and rebounding.



Senior guard Nate Mohr is another fifth year player returning for the 'Cats, producing 12.8 points a contest last year while leading Wayne State with 56 3-pointers. He ranked third in the NSIC in 3-point field goals per game along with 3-point field goal percentage (.386).

Another returning starter is sophomore guard Jay Saunders who scored 5.3 points a game and had a 2 to 1 assist/turnover ratio

(49 assists and 25 turnovers).

Two-year starting point guard Alec Millender will miss the first half of the season due to off-season surgery. The Chicago native accounted for 10 points a game last season while handing out a team-high 71 assists.

6-8 sophomore forward Cody McCullough will be a valued inside presence for the Wildcats this season with the loss of graduated Ben Dentlinger, Wayne State's all-time leader in blocked shots. McCullough produced 5.2 points and 6.8 rebounds a game last season and grabbed a team-leading 70 offensive rebounds.

Other players with returning to the Wildcat roster include sophomore guard Sean Stokes (3.0 ppg in 21 games), sophomore guard Karter Lein (11 games), sophomore forward Noah Erickson (11 games) and redshirt freshman guard Ryan Blum.

Two transfers join the Wildcat program this season with one being a former Wildcat. Nick Ferrarini, a 6-5 shooting guard, has one season remaining after playing the last two years at Omaha and will give the 'Cats much needed perimeter shooting. 6-7 sophomore forward Elijah Watson comes to WSC from Division II power West Liberty (W.Va.) and brings an inside presence to the Wildcat lineup.

Three freshmen signings fill out this year's Wayne State roster - Evan Inselman, a 6-6 forward from Bellevue West, 6-3 guard David Harmon from Millard North and 6-8 guard James Ogrodnik from Lincoln Way Central High School in Illinois.

The 2022-23 Wildcat schedule showcases 12 home games along with a trip to Florida over Thanksgiving weekend. WSC opens the season hosting the GAC/NSIC Challenge November 11 and 12 showcasing three 20-win teams from last season. Joining WSC are preseason #21 MSU Moorhead from the NSIC along with Southeastern Oklahoma State (24-6 last season) and Oklahoma Baptist (20-9).

Four teams from the Northern Sun Conference are nationally ranked to start the season. Minnesota Duluth, the preseason pick in the NSIC, is listed seventh in the NABC Preseason Coaches Poll. Augustana is ranked 18th, MSU Moorhead 21st and Upper Iowa 22nd.

Wayne State will face Tampa and Eckerd College of Florida in St. Petersburg at the Eckerd Thanksgiving Classic along with playing a non-conference road game at Nebraska-Kearney.

The Wildcats first home NSIC game is Saturday, December 3rd hosting Southwest Minnesota State in Rice Auditorium.



# 2022-23 WILDCAT ROSTER



NO.	NAME	POS.	HT.	YR.	HOMETOWN (HIGH SCHOOL/COLLEGE)
0	Elijah Watson	F	6-7	210	So. Chicago Heights, Ill. (West Liberty Univ.)
1	Alec Millender	G	6-2	170	So. Chicago, Ill. (Saint Rita of Cascia HS)
2	Sean Stokes	G	6-4	188	So. Bensalem, Penn. (Conwell-Egan Catholic HS)
3	Nick Ferrarini	G	6-5	185	Sr. Omaha, Neb. (Nebraska-Omaha)
4	Ryan Blum	G	6-4	195	R-Fr. Glenwood, Iowa (Glenwood HS)
5	Evan Inselman	F	6-6	205	Fr. Omaha, Neb. (Bellevue West HS)
10	David Harmon	G	6-3	185	Fr. Omaha, Neb. (Millard North HS)
11	James Ogrodnik	G	6-8	195	Fr. New Lenox, Ill. (Lincoln Way Central HS)
12	Jay Saunders	G	5-11	180	So. Omaha, Neb. (Omaha South HS)
13	Nate Mohr	G	6-2	180	Sr. Glenwood, Iowa (Glenwood HS)
14	Karter Lein	G	6-1	170	So. Carroll, Iowa (Carroll HS)
23	Justin Eagins	G	6-3	195	So. Downers Grove, Ill. (Downers Grove South HS)
25	Noah Erickson	F	6-6	200	So. Omaha, Neb. (Millard North HS)
32	Jordan Janssen	F	6-7	220	Sr. Lincoln, Neb. (East HS)
35	Cody McCullough	F	6-8	210	So. Ankeny, Iowa (Centennial HS)

**Head Coach:** Jeff Kaminsky (7th season at WSC)

**Assistant Coach:** Nathan Stover (7th season at WSC)

**Assistant Coach:** Mason Denholm (1st season at WSC)

**Graduate Assistant Coach:** Josh Lorenson (1st season at WSC)

**Student Assistant Coach:** Carson Leibhart (1st season at WSC)

**Volunteer Assistant Coach:** Rusty Parker (2nd season at WSC)

**Strength Coach:** Dakota Coon (4th season at WSC)







# NSIC PLAYER TO WATCH



## ***Justin Eagins***

*6-3, Sophomore*

*Guard*

*Downers Grove,*

*Illinois*

*(Downers Grove South HS)*



**2021-22:** Named First Team All-NSIC...only Wildcat to play and start in all 26 games...averaged team-high 16.2 points per game and ranked 14th in the NSIC...also averaged 4.7 rebounds and had 42 steals which was first on the team and fourth in the NSIC...recorded a career high 28 points with three rebounds on 11-15 shooting and tied season high 6-9 shooting from three point range at Sioux Falls (12/4/21)...had 23 points and tied for a season high seven rebounds on 5-11 shooting and career high 12-14 from the free throw line vs. Minnesota State (12/11/21)...scored double figures in 23 of the 26 games while also adding at least one steal in 18 of those games.

**2020-21:** Named NSIC Freshman of the Year after averaging 8.9 points and 3.9 rebounds per game off the Wildcat bench...scored double figures in seven contests highlighted by season high 16 vs Minnesota State (1/15/21) and a pair of 13 point games at Southwest Minnesota State (2/12/21 and 2/13/21)... recorded season high 11 rebounds vs Sioux Falls (2/6/21)... shot 42 percent (48-114), 37 percent from the three point line (26-70) and 84 percent at the free throw line (11-13)... finished season with 29 assists and just 16 turnovers, handing out season high five assists (1/29/21).

**2019-20:** Sat out season as redshirt.

**High School:** Graduate of Downers Grove South High School in Illinois...2 1/2 year starter in basketball...averaged 18.1 points per game during senior season to earn All West Suburban Gold Conference honors while helping team to 23-8 record...was a two-time All Area Selection and named to the Jack Tosh Holiday All Tournament Team.

**Personal:** Son of Clemmie Eagins and Latricia Johnson...born September 5, 2000...majoring in applied human and sport physiology.

### **JUSTIN EAGINS CAREER HIGHS**

Points	28 at Sioux Falls	12/4/21
FG Made	11 at Sioux Falls	12/4/21
FG Attempts	20 vs. Minnesota Duluth	1/22/22
3 PT FG	6 (twice) last at Concordia-St. Paul	2/12/22
3 PT FG Att.	9 (4 times) last at Concordia-St. Paul	2/12/22
FT Made	12 vs. Minnesota State	12/11/21
FT Attempts	14 vs. Minnesota State	12/11/21
Rebounds	11 vs. Sioux Falls	2/6/21
Assists	5 (twice) last at Concordia-St. Paul	2/12/22
Steals	5 vs. Bellevue	11/16/21
Blocked Shots	3 (twice) last at Augustana	1/2/22
Minutes	42 vs. St. Cloud State	2/23/22




### **CAREER STATISTICS - JUSTIN EAGINS**

YEAR	G/GS	MIN/AVG	Total		3-Point		Total		REB	AVG	PTS	AVG	AST	BLK	STL
			FG/A	PCT	FG/A	PCT	FT/A	PCT							
2020-21	15-0	347/23.1	48-114	.421	26-70	.371	11-13	.846	59	3.9	133	8.9	29	1	13
2021-22	26-26	806/31.0	157-346	.454	55-141	.390	51-67	.761	122	4.7	420	16.2	48	15	42
Totals	41-26	1153/28.1	205-460	.446	81-211	.384	62-80	.775	181	4.4	553	13.5	77	16	55



# 2022-23 WILDCAT SENIORS



**Jordan Janssen**  
6-7, Senior  
Forward  
Lincoln,  
Nebraska  
(Lincoln East HS)



**2021-22:** Played and started in 23 games...Second Team All-NSIC (third straight year receiving All-NSIC honors)...finished season averaging 15.4 points per game which was second on the team and 16th in the NSIC, ranked sixth in field goal percentage (.546), had team-leading 7.1 rebounds per game and ranked sixth in the NSIC and added 12 blocks (25th in the NSIC) and 29 steals (13th in the NSIC)...tied a career high in points (29) with six rebounds and three steals on 12-16 shooting vs. St. Cloud State in the NSIC Sanford Health Tournament First Round (2/23/22)...recorded a double-double with 11 points and a season high 12 rebounds vs. Nebraska Kearney (11/29/21)...had 27 points and eight rebounds on 8-15 shooting and a season high 11-15 from the free throw line vs. Doane (11/27/21)...named to the NSIC Winter All-Academic Team for a third straight year.

**2020-21:** Voted NSIC South Division Player of the Year, First Team All-NSIC South Division and NABC Division II All-Central Region First Team after helping the Wildcats win the NSIC South Division title... averaged 16.0 points and 9.8 rebounds per game with 10 double-doubles that ranked fourth in NCAA Division II...ranked third in the NSIC in rebounding, sixth in field goal percentage (.523), tied for sixth in blocked shots per game (1.4), tied for 11th in assists per game (3.3) and 12th in scoring... shot 52.3 percent (116-222) from the field and 64.4 percent at the free throw line (56-87)...named NSIC South Division Player of the Week three times during the regular season and scored double figures in all but one game with four games with 20 or more points... had career high 29 points with 14 rebounds vs Minnesota State (1/16/21) and followed that game with 23 points and a season best 16 rebounds vs Upper Iowa (1/22/21)... had career high five blocked shots vs Upper Iowa (1/23/21)... repeat selection to the NSIC Winter All-Academic Team.

**2019-20:** Named All-NSIC Second Team after ranking in the top 10 in the NSIC in seven statistical categories...started all 32 games at forward and averaged 16.9 points and 10.1 rebounds per game with 17 double-doubles... ranked second in the NSIC in rebounding, sixth in blocked shots (1.3), eighth in field goal percentage (.508), tied for eighth in assists per game (3.8), ninth in assist/turnover ratio (1.5) and tied for ninth in steals per game (1.2)...shot 50.8 percent (196-386) from the field and 71.8 percent (150-209) at the free throw line...named NSIC South Division Player of the Week twice during the season (11/25/19 and 12/9/19), becoming first Wildcat since Amry Shelby in November, 2012 to be selected NSIC Player of the Week...scored double figures in all but one game and had 10 or more rebounds in 18 contests...had season-high 28 points with 14 rebounds vs. Winona State (12/7/19) and had 17 points and career-high 21 rebounds the night before vs. Upper Iowa...42 blocked shots during the season were second-most in a single season by a Wildcat player...named to the NSIC Winter All-Academic Team.

**2018-19:** Started all 31 games at center during standout freshman season, averaging 11.7 points and 8.4 rebounds per game...had 10 double-doubles and led the NSIC in offensive rebounds per game (3.2), second in rebounding, tied for fourth in field goal percentage (.578), ninth in blocked shots (1.1), free throw percentage (.825) and tied for ninth in steals (1.2)...scored season high 20 points on 10-14 shooting vs. St. Cloud State (2/8/19)...had 18 points with career best 17 rebounds in 86-77 win over Southwest Minnesota State (2/22/19)...named WSC Freshman Male Athlete of the Year.

## JORDAN JANSSEN CAREER HIGHS

Points	29 (twice) last vs. St. Cloud State	2/23/22
FG Made	12 (twice) last vs. St. Cloud State	2/23/22
FG Attempts	19 vs. Minnesota State	1/16/21
FT Made	12 vs. Central Missouri	11/22/19
FT Attempts	17 vs. Central Missouri	11/22/19
Rebounds	21 vs. Upper Iowa	12/6/19
Assists	9 at Concordia-St. Paul	1/25/20
Steals	4 (3 times) last vs. Bellevue	11/16/21
Blocked Shots	5 (3 times) last vs. Upper Iowa	1/23/21
Minutes	40 vs. Concordia-St. Paul	2/14/20



**High School:** Graduate of Lincoln East High School...three year starter in basketball...averaged 15.2 points and 9.3 rebounds per game to help Lincoln East to 24-2 record and Class A State Tournament...named Class A Second Team All-State by Omaha World Herald and Third Team Super State from Lincoln Journal Star during senior season...accounted for 14.1 points and 8.1 rebounds per game as a junior, receiving All-City and All-Heartland Athletic Conference honors...averaged 11.1 points and 4.8 rebounds per game as a sophomore, earning honorable mention All-State, All-City and All-Conference honors.

**Personal:** Son of Dana and Cindy Janssen...born September 6, 1999...majoring in finance and economics.


## CAREER STATISTICS - JORDAN JANSSEN

CAREER STATISTICS - JORDAN VANNOLEN															
YEAR	G/GS	MIN/AVG	Total				Rebounds				PTS/AVG	AST	BLK	STL	
			FG/A	PCT	FT/A	PCT	OFF	DEF	REB	AVG					
2018-19	31-31	856/27.6	134-232	.578	94-114	.825	100	159	259	8.4	362	11.7	42	34	37
2019-20	32-32	999/31.2	196-386	.508	150-209	.718	98	224	322	10.1	542	16.9	120	42	37
2020-21	18-18	521/28.9	116-222	.523	56-87	.664	47	129	176	9.8	288	16.0	60	25	13
2021-22	23-23	640/27.8	149-273	.546	56-76	.737	48	115	163	7.1	354	15.4	38	12	29
Totals	104-104	3016/29.0	595-1113	.535	356-486	.733	293	627	920	8.8	1546	14.9	260	113	116





# 2022-23 WILDCAT SENIORS



## Nate Mohr

6-2, Senior

Guard

Glenwood,

Iowa

(Glenwood HS)



**2021-22:** Played in 20 games with 13 starts...finished the season averaging 12.8 points per game, good for third on the team, and 25th in the NSIC... ranked third in 3-PT percentage (.386) and 3-PT field goals made per game (2.8) in the NSIC...scored a career high 27 points on 8-13 shooting with a season high 6-10 on 3-pointers at Bemidji State (1/29/22)...had 24 points and three steals on 9-15 shooting (4-8 3-pointers) at Minnesota State (2/11/22)... recorded 15 points and a season high seven assists on 5-12 shooting (5-10 3-pointers) at Concordia-St. Paul (2/12/22)...credited with scoring double figures in 12 of the 20 games and finishing the year on a 11-game double figure scoring streak.

**2020-21:** Earned All-NSIC South Division Second Team honors after averaging 12.7 points per game...led team in 3-pointers made (40) and tied for 10th in the NSIC with 2.2 3-pointers per contest...scored at least 10 points in 14 games, highlighted by a career high 22 points vs Minnesota State (1/15/21) and 21 points at Augustana (2/21/21)...had at least one assist in 16 games led by six vs Upper Iowa (1/22/21)...made five 3-pointers in two contests at Winona State (1/3/21) and at Augustana (2/21/21)...scored double figures in 11 straight games from January 9 through February 13...scored team high 17 points vs. MSU Moorhead in NCAA Central Regional game (3/13/21).

**2019-20:** Started all 32 games at guard averaging 11.8 points per game... led team in 3-pointers (69) and free throw percentage (.838) while ranking second in assists with 74 and minutes played per game (32.4)...shot 40 percent (126-315) from the field, 37.7 percent (69-183) from the three point line and 83.8 percent (57-68) from the free throw line...recorded 20 games of 10 or more points, highlighted by back-to-back 20 point games at Winona State (1/10/20) and at Upper Iowa (1/11/20)...scored 19 points going 5-10 from the three point line at Concordia-St. Paul (1/25/20).


**2018-19:** Appeared in 18 games, averaging 3.7 points and 0.2 rebounds per game...had at least one assist in nine games...scored career high 21 points in just 21 minutes going 7-10 from the field and 4-6 from behind the arc at Concordia-St. Paul (2/15/19)...scored eight points in two games - vs. Waldorf (11/13/18) and vs. Southwest Minnesota State in the NSIC Tournament Semifinals (3/4/19).

**High School:** Graduate of Glenwood High School in Iowa...earned Iowa Class 3A First Team Iowa Print Sports Writers Association honors after averaging 14.0 points and 5.2 assists per game as a senior, helping team to 25-2 record and Class 3A State Title...made 59 3-pointers and shot 89.6 percent (69-77) at the free throw line...was Second Team Iowa Newspaper Association All-State as a junior, averaging 19.7 points and 4.7 assists per game while making 76 3-pointers and shooting 87.1 percent (81-93) at the charity stripe...as a sophomore, named Third Team All-State after averaging 17.8 points, 4.66 assists and 2.5 rebounds per contest.

**Personal:** Son of Troy and Karri Mohr...born May 15, 1999...majoring in education.

### NATE MOHR CAREER HIGHS

Points	27 at Bemidji State	1/29/22
FG Made	9 at Minnesota State	2/11/22
FG Attempts	16 at Southwest Minnesota State	2/17/22
3 PT FG	6 at Bemidji State	1/29/22
3 PT FG Att.	11 (twice) last at Southwest Minnesota St.	2/17/22
FT Made	6 (3 times) last Minnesota State	1/15/21
FT Attempts	7 at Winona State	1/10/20
Rebounds	5 at Winona State	1/10/20
Assists	7 (twice) last at Concordia-St. Paul	2/12/22
Steals	5 vs. Central Missouri	11/22/19
Blocked Shots	1 (8 times) last at Concordia-St. Paul	2/12/22
Minutes	47 at Winona State	1/10/20



### CAREER STATISTICS - NATE MOHR

CAREER STATISTICS - NATE MORRIS																
	Total			3-Point			Total									
YEAR	G/GS	MIN/AVG	FG/A	PCT	FG/A	PCT	FT/A	PCT	REB	AVG	PTS	AVG	AST	BLK	STL	
2018-19	18-0	174/9.7	23-58	.397	16-47	.340	4-5	.800	3	0.2	66	3.7	15	1	8	
2019-20	32-32	1038/32.4	126-315	.400	69-183	.377	57-68	.838	72	2.3	378	11.8	74	2	23	
2020-21	18-18	522/29.0	79-183	.432	40-93	.430	31-36	.861	32	1.8	229	12.7	41	2	7	
2021-22	20-13	558/27.9	86-211	.408	56-145	.386	27-35	.771	31	1.6	255	12.8	27	3	19	
Totals	88-63	2292/26.0	314-767	.409	181-468	.387	119-144	.826	138	1.6	928	10.5	157	8	57	



# 2022-23 WILDCAT SOPHOMORES



## Noah Erickson

6-6, Sophomore

Forward

Omaha,

Nebraska

(Millard North HS)



**2021-22:** Played in 11 games for the Wildcats off the bench...credited with three points and one assist vs. Bellevue (11/16/21)...had two points and a career high four rebounds vs. St. Cloud State (1/21/22)...played season-high nine minutes at Minnesota Crookston (1/28/22).

**2020-21:** Played in four games as a reserve forward...credited with one rebound in games vs Sioux Falls (2/6/21) and at Southwest Minnesota State (2/13/21)...had one steal at Southwest Minnesota State (2/12/21).

**High School:** Graduate of Millard North High School...was a two year starter in basketball and soccer...named to the Class A All-State and All-Metro Conference Honorable Mention teams after averaging 4.3 points and 3.1 rebounds per game while shooting 55 percent from the field as a senior...helped Mustangs win the Metro Tournament as a senior.

**Personal:** Son of Bruce and Sue Hall-Erickson...born August 17, 2001...majoring in sport management.

### NOAH ERICKSON CAREER HIGHS

Points	3 vs. Bellevue	11/16/21
FG Made	1 vs. Bellevue	11/16/21
FG Attempts	2 vs. Bellevue	11/16/21
3 PT FG	1 vs. Bellevue	11/16/21
3 PT FG Att.	2 vs. Bellevue	11/16/21
FT Made	2 vs. St. Cloud State	1/21/22
FT Attempts	2 vs. St. Cloud State	1/21/22
Rebounds	4 vs. St. Cloud State	1/21/22
Assists	1 (3 times) last at Minnesota Crookston	1/28/22
Steals	1 (twice) last vs. Simpson	11/19/21
Blocked Shots	none	
Minutes	9 at Minnesota Crookston	1/28/22



### CAREER STATISTICS - NOAH ERICKSON

YEAR	G/GS	MIN/AVG	Total		3-Point		Total		REB	AVG	PTS	AVG	AST	BLK	STL
			FG/A	PCT	FG/A	PCT	FT/A	PCT							
2020-21	4-0	6/1.5	0-0	.000	0-0	.000	0-0	.000	2	0.5	0	0.0	0	0	1
2021-22	11-0	40/3.6	1-4	.250	1-3	.333	2-2	1.000	10	0.9	5	0.5	3	0	1
Totals	15-0	46/3.1	1-4	.250	1-3	.333	2-2	1.000	12	0.8	5	0.3	3	0	2





# 2022-23 WILDCAT SOPHOMORES



## Karter Lein

6-1, Sophomore

Guard

Carroll,

Iowa

(Carroll HS)



**2021-22:** Played in 11 games for the Wildcats off the bench...scored season high four points at Minnesota Crookston (1/28/22)...had two points and season high two rebounds vs. Winona State (2/5/22)...played season-high eight minutes vs. Simpson (11/19/21) and at Winona State (2/5/22).

**2020-21:** Played in a total of six games... scored two points in three minutes of playing time against Minnesota State (1/15/21)...credited with one rebound at Concordia-St. Paul (1/8/21)...had one assist vs Upper Iowa (1/22/21).

**High School:** Graduate of Carroll High School in Iowa...was a two year starter in basketball and four year starter in golf and tennis... was named to the Iowa Print Sports Writers Association Class 3A All-State Third Team after averaging 15.5 points, 4.6 rebounds and 4.1 assists per game as a senior...earned First Team All-Raccoon River Conference honors as a junior and senior and First Team All-District as a senior...helped Tigers to the number 1 ranked Class 3A team in Iowa during junior and senior seasons...also excelled in golf claiming the Raccoon River Conference title as a junior as well as qualifying for the state tournament.

**Personal:** Son of Kevin and Amy Lein...born March 1, 2001...majoring in chemistry at Wayne State.

### KARTER LEIN CAREER HIGHS

Points	4 at Minnesota Crookston	1/28/22
FG Made	2 at Minnesota Crookston	1/28/22
FG Attempts	2 (3 times) last vs. Winona State	2/5/22
3 PT FG	none	
3 PT FG Att.	1 (3 times) last vs. St. Cloud State	1/21/22
FT Made	none	
FT Attempts	1 vs. Winona State	2/5/22
Rebounds	2 vs. Winona State	2/5/22
Assists	2 vs. Bellevue	11/16/21
Steals	1 (twice) last vs. St. Cloud State	1/21/22
Minutes	8 (twice) last vs. Winona State	2/5/22



### CAREER STATISTICS - KARTER LEIN

YEAR	G/GS	MIN/AVG	Total		3-Point		Total		REB	AVG	PTS	AVG	AST	BLK	STL
			FG/A	PCT	FG/A	PCT	FT/A	PCT							
2020-21	6-0	13/2.2	1-5	.200	0-2	.000	0-0	.000	1	0.2	2	0.3	1	0	0
2021-22	11-0	35/3.2	4-8	.500	0-1	.000	0-1	.000	3	0.3	8	0.7	4	0	2
Totals	17-0	48/2.8	5-13	.385	0-3	.000	0-1	.000	4	0.2	10	0.6	5	0	2



# 2022-23 WILDCAT SOPHOMORES



## Cody McCullough

6-8, Sophomore

Forward

Ankeny,

Iowa

(Centennial HS)

35

**2021-22:** Played in 25 games with four starts...averaged 5.2 points per game and 6.8 rebounds which was second on the team and 10th in the NSIC...had a career high 17 points and eight rebounds on 8-9 shooting at University of Mary (1/14/22)...recorded 10 points vs. Nebraska Kearney (11/29/21) and at Upper Iowa (12/18/21)...tied a season high 12 rebounds in three games vs Doane (11/27/21), vs. Southwest Minnesota State (12/2/21) and vs. St. Cloud State (1/21/22)...credited with 13 blocks and 10 steals.

**2020-21:** Appeared in 17 of 18 games for the Wildcats as a reserve forward averaging 5.0 points and 5.6 rebounds per game... had two double figure games highlighted by a season high 12 points and eight rebounds vs. Upper Iowa (1/22/21) and a double-double with 11 points and 10 rebounds at Augustana (2/21/21)... two games with three blocks against Upper Iowa (1/22/21) and against St. Cloud State in NSIC Tournament game (2/25/21)... shot 60.7 percent from the field (34-56) and 57.1 percent (16-28) from the free throw line.

**High School:** Graduate of Ankeny Centennial High School in Iowa...was a two year starter in basketball earning Class 4A First Team All-State and All-Iowa honors as a senior...named to the first team All-CIML (Central Iowa Metropolitan League) as a junior and senior...helped lead Jaguars to a fourth place finish in the schools first Iowa State Basketball Tournament...averaged 14.3 points and 11.3 rebounds per game as a senior...finished high school career holding eight school records including the single season record of 307 rebounds and rebounds in a game at 22...also earned All-CIML Academic honors as a junior and senior.

**Personal:** Son of Gregg and Darci McCullough...born December 11, 2001...majoring in finance and economics.

### CODY MCCULLOUGH CAREER HIGHS

Points	17 at University of Mary	1/14/22
FG Made	8 at University of Mary	1/14/22
FG Attempts	11 vs. Nebraska Kearney	11/29/21
FT Made	6 at Upper Iowa	12/18/21
FT Attempts	8 at Upper Iowa	12/18/21
Rebounds	12 (3 times) last vs. St. Cloud State	1/21/22
Assists	3 (3 times) last at Southwest Minn. State	2/12/21
Steals	3 at Concordia-St. Paul	1/9/21
Blocked Shots	3 (twice) last vs. St. Cloud State	2/25/21
Minutes	32 vs. Doane	11/27/21




### CAREER STATISTICS - CODY MCCULLOUGH

YEAR	G/GS	MIN/AVG	Total				Rebounds									
			FG/A	PCT	FT/A	PCT	OFF	DEF	TOTAL	AVG	PTS	AVG	AST	BLK	STL	
2020-21	17-0	315/18.5	34-56	.607	16-28	.571	32	64	96	5.6	85	5.0	20	12	9	
2021-22	25-4	520/20.8	51-107	.477	29-54	.537	70	99	169	6.8	131	5.2	12	13	10	
Totals	42-4	835/19.9	85-163	.521	45-82	.549	102	163	265	6.3	216	5.1	32	25	19	





# 2022-23 WILDCAT SOPHOMORES



## Alec Millender

6-2, Sophomore

Guard

Chicago,

Illinois

(Saint Rita of Cascia HS)



**2021-22:** Played in all 26 games with 24 starts...averaged 10.0 points per game, 2.4 rebounds and 2.7 assists a game best on the team and 23rd in the NSIC...recorded a season high 19 points and three assists on 8-16 shooting at Upper Iowa (12/18/21)...credited with 16 points and five rebounds vs. Winona State (2/5/22)...had six points, five rebounds and a career high nine assists at University of Mary (1/14/22)...was 61-75 (.813) from the free throw line and also shot (.422) from the field.

**2020-21:** Had standout freshman season, earning All-NSIC South Division Honorable Mention after averaging 10.8 points per game...started 16 of 18 games and scored double figures in 11 games including the final six of the season...scored season high 21 points, going 11-11 from the free throw line, at Winona State (1/30/21)...had 19 points at Augustana (2/20/21)...scored 12 points with season high seven assists vs St. Cloud State in NSIC Tournament (2/25/21)...recorded 15 points with six assists at Southwest Minnesota State (2/12/21)...shot 50% (64-128) from the field, 44% (22-50) from the three point line and 90% (45-50) at the free throw line (2nd-NSIC).

**High School:** Graduate of Saint Rita of Cascia High School...was a four year starter in basketball...averaged 17.4 points, 3.4 rebounds and 3.4 assists per game during senior season while shooting 45 percent from the field and 76 percent at the free throw line...named All-Chicago Catholic League First Team, All-Area Southtown Boys Basketball Team and All-City Chicago Sun Times Fourth Team...was a finalist for the Lawless Award, given to the Player of the Year in the Chicago Catholic League...helped team to a Chicago Catholic League title as a junior averaging 10 points, 3 assists and 3 rebounds per game...assisted team to regional titles during sophomore and junior seasons.

**Personal:** Son of Coby Millender...born October 27, 2001...majoring in sport management.

### ALEC MILLENDER CAREER HIGHS

Points	21 at Winona State	1/30/21
FG Made	8 at Upper Iowa	12/18/21
FG Attempts	16 at Upper Iowa	12/18/21
3 PT FG	4 vs. Nebraska Kearney	11/29/21
3 PT FG Att.	6 (3x) last at Oklahoma Baptist	11/12/21
FT Made	11 at Winona State	1/30/21
FT Attempts	11 at Winona State	1/30/21
Rebounds	7 at Southwest Minnesota State	2/17/22
Assists	8 vs. St. Cloud State	2/23/22
Steals	3 vs. Simpson	11/12/21
Minutes	36 (twice) last at Upper Iowa	12/18/21



### CAREER STATISTICS - ALEC MILLENDER

			Total		3-Point		Total								
YEAR	G/GS	MIN/AVG	FG/A	PCT	FG/A	PCT	FT/A	PCT	REB	AVG	PTS	AVG	AST	BLK	STL
2020-21	18-16	441/24.5	64-128	.500	22-50	.440	45-50	.900	26	1.4	195	10.8	43	0	11
2021-22	26-24	756/29.1	86-204	.422	27-76	.355	61-75	.813	62	2.4	260	10.0	71	1	19
Totals	44-40	1197/27.2	150-332	.452	49-126	.389	106-125	.848	88	2.0	455	10.3	114	1	30



# 2022-23 WILDCAT SOPHOMORES



## Jay Saunders

5-11, Sophomore

Guard

Omaha,  
Nebraska

(Omaha South HS)



**2021-22:** Played in 25 games with 17 starts...averaged 5.6 points, 2.3 rebounds and 2.0 assists per game which was second on the team...was third on the team in steals with 25 and ranked tied for 25th in the NSIC in steals per game (1.0)...recorded a season high 14 points on 7-11 shooting vs. Simpson (11/19/21)...had 12 points and a season high three steals on 5-9 shooting vs. Southwest Minnesota State (12/2/21)...credited with 10 points and five rebounds vs. Minnesota State (12/11/21)...had at least one steal in 19 of the 25 games.

**2020-21:** Started all 18 games at guard as a freshman, averaging 6.9 points and 3.7 rebounds per game...led team in steals with 22 and shot 42.1 percent (48-114), 35.4 percent behind the three point line (17-48) and 68.8 percent (11-16) from the free throw line...had five games in double figures, highlighted by season high 16 points vs Upper Iowa (1/22/21)...recorded 14 points with six rebounds at Concordia-St. Paul (1/9/21)...scored 11 points in back to back games vs Sioux Falls (2/5/21 and 2/6/21)...grabbed season high eight rebounds - vs Minnesota State (1/15/21) and at Southwest Minnesota State (2/13/21).

**High School:** Graduate of Omaha South High School...was a four starter for the Packers, helping the team to three state tournament appearances which included the 2019 Class A state title...during senior season was All-Nebraska Second Team and Class A Second Team after averaging 19.2 points, 3.4 assists and 2.7 steals per game...named to the All-Nebraska and Class A Second Teams as a junior...selected to play in the 2020 Nebraska Coaches Association All-Star Game...was third player in school history to score 1,000 points in career.

**Personal:** Son of Jadriane Saunders and Taneiya Cousin...born December 19, 2001...majoring in sports management.

### JAY SAUNDERS CAREER HIGHS

Points	16 at Upper Iowa	1/22/21
FG Made	7 vs. Simpson	11/19/21
FG Attempts	11 vs. Simpson	11/19/21
3 PT FG	3 (2x) last vs. Sioux Falls	2/6/21
3 PT FG Att.	6 at Augustana	2/20/21
FT Made	4 (2x) last at Augustana	1/2/22
FT Attempts	6 at Augustana	1/2/22
Rebounds	8 (2x) last at SMSU	2/13/21
Assists	5 vs. Southeastern Oklahoma State	11/13/21
Steals	3 (4x) last vs. Southwest Minnesota State	12/2/21
Minutes	34 vs. Minnesota State	12/11/21




### CAREER STATISTICS - JAY SAUNDERS

			Total		3-Point		Total									
YEAR	G/GS	MIN/AVG	FG/A	PCT	FG/A	PCT	FT/A	PCT	REB	AVG	PTS	AVG	AST	BLK	STL	
2020-21	18-18	497/27.6	48-114	.421	17-48	.354	11-16	.688	66	3.7	124	6.9	37	2	22	
2021-22	25-17	583/23.3	53-145	.366	9-46	.196	24-33	.727	57	2.3	139	5.6	49	0	25	
Totals	43-35	1080/25.1	101-259	.390	26-94	.277	35-49	.714	123	2.9	263	6.1	86	2	47	





# 2022-23 WILDCAT SOPHOMORES



## Sean Stokes

6-4, Sophomore

Guard

Bensalem,  
Pennsylvania

(Cornwell-Egan Catholic HS)



**2021-22:** Played in 21 games off the bench for the Wildcats...averaged 3.0 points and 0.9 rebounds per game...had season high 19 points and three rebounds while adding one block on 6-15 shooting (5-10 3-pointers) vs. Southeastern Oklahoma (11/3/21)...recorded 13 points and two rebounds on 4-6 shooting (3-4 3-pointers) vs. Simpson (11/19/21)...credited with seven points and tied season high two steals vs. Bellevue (11/16/21).

**2020-21:** Sat out season as redshirt.

**High School:** Graduate of Conwell-Egan Catholic High School in Pennsylvania...lettered three years in basketball and two years in football...averaged 12 points per game in senior season to earn All Philadelphia Catholic League honorable mention...played one season at I.M.P.A.C.T Baller's Academy in Florida and accounted for 18 points and eight rebounds per game before coming to Wayne State.

**Personal:** Son of Sean Stokes and Alison Stokes...born May 7, 2001...majoring in applied human and sport physiology.

### SEAN STOKES CAREER HIGHS

Points	19 vs. Southeastern Oklahoma State	11/13/21
FG Made	6 vs. Southeastern Oklahoma State	11/13/21
FG Attempts	15 vs. Southeastern Oklahoma State	11/13/21
3 PT FG	5 vs. Southeastern Oklahoma State	11/13/21
3 PT FG Att.	10 vs. Southeastern Oklahoma State	11/13/21
FT Made	2 (3x) last vs. Minnesota Duluth	1/22/22
FT Attempts	2 (3x) last vs. Minnesota Duluth	1/22/22
Rebounds	3 vs. Southeastern Oklahoma State	11/13/21
Assists	2 at Oklahoma Baptist	11/12/21
Steals	2 (2x) last at Minnesota Crookston	1/28/22
Minutes	26 vs. Southeastern Oklahoma State	11/13/21



### CAREER STATISTICS - SEAN STOKES

YEAR	G/GS	MIN/AVG	Total				3-Point				Total				PTS	AVG	AST	BLK	STL
			FG/A	PCT	FG/A	PCT	FT/A	PCT	REB	AVG	FT/A	PCT	REB	AVG					
2021-22	21-0	216/10.3	23-48	.479	12-26	.462	6-6	1.000	18	0.9	64	3.0	6	1	6				
Totals	21-0	216/10.3	23-48	.479	12-26	.462	6-6	1.000	18	0.9	64	3.0	6	1	6				



# 2022-23 WILDCAT TRANSFERS



## **Nick Ferrarini**

6-5, Senior

Guard

Omaha,  
Nebraska

(Nebraska-Omaha /  
Millard North HS)



### **Played last two seasons at Nebraska-Omaha**

**2021-22:** Played in 25 games with two starts at Omaha, averaging 9.9 points per game with 11 games scoring double figures...scored Omaha career-high 23 points vs. Eastern Washington (12/4/21) on 8 of 14 shooting...had 20 points vs. Oral Roberts (1/27/22).

**2020-21:** Saw action in 13 games with four starts, recording 5.9 points, 2.2 rebounds and 1.4 assists per game...had season-high 15 points at South Dakota (1/30/21)...had 13-point game off the bench at Denver (2/27/21) and scored 11 vs. Western Illinois (2/5/21).

### **Played 2018-20 at Wayne State**

**2019-20:** Ranked second on the team in scoring at 14.3 points per game while starting all 32 games...shot 42.1 percent (158-375) from the field, 40 percent (68-170) from the three point line and 82.4 percent (75-91) from the free throw line...had 24 games with 10 or more points including seven games of 20 or more points...scored career best 29 points at Winona State in 102-97 triple overtime win (1/10/20)...named NSIC South Division Player of the Week (2/3/20) after scoring 27 points in 85-77 OT win vs. Mary (1/31/20)...ranked second on the team in 3-pointers and free throw percentage...handed out career high six assists vs. Nebraska Christian (11/13/19).

**2018-19:** Played in all 31 games with 27 starts at forward, averaging 9.8 points and 3.4 rebounds per game...ranked second on the team in 3-point field goals (48) and shot 44.5% (106-238), 41% (48-117) from 3-point range and 78.2% (43-55) from the field...had 15 games of scoring 10 points or more, highlighted by season high 18 points vs. Winona State (1/11/19)...scored 17 points in come-from-behind 85-79 win at Minot State (2/2/19) and again at Concordia-St. Paul (2/15/19)...grabbed season high eight rebounds vs. Concordia-St. Paul (1/27/19)...made at least one 3-pointer in 26-31 games.

**High School:** Graduate of Millard North High School...three year starter in basketball...averaged 21.1 points and 5.3 rebounds per game during senior season to earn Lincoln Journal Star Super State Third Team honors...shot 55 percent from the field and 75 percent from the free throw line...was a Second Team All-Metro Conference selection as a junior and senior to go with Class A honorable mention All-State...averaged 17.0 points and 3.9 rebounds per game during junior season.

**Personal:** Son of Steve and Kathy Ferrarini...born June 30, 1999...majoring in business administration.



## **Elijah Watson**

6-7, Sophomore

Forward

Chicago Heights,  
Illinois

(West Liberty Univ. /  
Thornton Fractional South HS)



**Before Wayne State:** Played two seasons at West Liberty University in West Virginia...appeared in 17 games during 2021-22 season, averaging 3.1 points and 1.5 rebounds per game on team that was 29-3 and ranked second in final NABC Division II Top 25 Coaches Poll...in freshman season (2020-21) made 18 starts in 23 games and accounted for 3.7 points and 2.8 rebounds per game while shooting 47 percent from the field...team finished 18-5 and advanced to Division II Elite Eight during freshman season.

**High School:** Graduate of Thornton Fractional South High School in Chicago, Illinois...was a two-time All South Suburban Conference selection and named to the Chicago Heights Classic All-Tournament Team...averaged 13.2 points and 8.8 rebounds with nearly two blocks per game as a senior...was a High Honor Roll student all four years in high school.

**Personal:** Son of Shawn and O'letha Watson...born March 29, 2002...majoring in sport management.




# **BASKETBALL**





## 2022-23 WILDCAT FRESHMEN



### **Ryan Blum**

6-4, Redshirt Freshman  
Guard  
Glenwood,  
Iowa  
(Glenwood HS)



**2021-22:** Sat out season as a redshirt.

**High School:** Graduate of Glenwood High School in Iowa...three year starter in basketball and football for the Rams...averaged 24.7 points, 8.7 rebounds, 2.3 steals and 1.8 assists per game during senior season, helping Glenwood to 20-3 record...numerous post-season honors included Iowa Print Sports Writers Association (IPSWA) 3A First Team All-State, Des Moines Register Class 3A First Team All-State and KMAland Boys Basketball Player of the Year...during junior season (2019-20), earned Class 3A Second Team All-State honors after recording 19.7 points and 9.2 rebounds per contest...was a two-time All-Hawkeye 10 First Team selection and closed high school basketball career with 1,465 points...also a standout wide receiver/defensive back in football, leading Glenwood in senior season with 36 catches for 669 yards (18.6 avg.) with six TD's to go with five interceptions and 27 tackles (22 solo) on defense.

**Personal:** Son of David and Chris Blum...born September 3, 2002...majoring in business administration at WSC.



### **David Harmon**

6-3, Freshman  
Guard  
Omaha,  
Nebraska  
(Millard North HS)



**High School:** Graduate of Millard North High School...earned Class A All-State First Team honors after averaging 15.5 points, 5.9 rebounds and 3.0 assists per game during senior season, helping Mustangs to 26-2 record and second straight Class A state title...was also All-Metro Conference selection as a senior and selected to play in Nebraska Coaches Association All-Star Game...scored 26 points in Class A state championship game, a 67-57 win over Bellevue West.

**Personal:** Son of Lenora Howard...born July 14, 2004...majoring in business marketing and communications.



### **Evan Inselman**

6-6, Freshman  
Forward  
Omaha,  
Nebraska  
(Bellevue West HS)



**High School:** Graduate of Bellevue West High School...averaged 8.0 points and 4.1 rebounds per game during senior season, helping Thunderbirds to 25-3 record and Class A state runner-up finish...shot 50 percent from field and 44 percent from 3-point line during senior season and was named Class A All-State honorable mention...key reserve on Class A state runner-up team as a junior averaging 5.3 points and 3.4 rebounds per contest...excels in classroom earning NCPA Academic All-State honors.

**Personal:** Son of Eric and Wendy Inselman...born November 8, 2003...majoring in business.



### **James Ogrodnik**

6-8, Freshman  
Guard  
New Lenox,  
Illinois  
(Lincoln Way Central HS)



**High School:** Graduate of Lincoln-Way Central High School in Illinois...two year starter in basketball...earned All Southwest Suburban Red Division All-Conference honors in 2020-21 after averaging 15 points a game...helped team to conference title in 2021 and regional runnerup finish in 2020.

**Personal:** Son of Jeff and Tina Ogrodnik...born January 7, 2003...major is undecided.



# 2021-22 STATISTICS / RESULTS



Player				TOTAL			3-PTS			REBOUNDS															
	GP	GS	Min	Avg	FG	FGA	Pct	3FG	FGA	Pct	FT	FTA	Pct	Off	Def	Tot	Avg	PF	DQ	A	TO	Blk	Stl	Pts	Avg
Justin Eagins	26	26	806	31.0	157	346	.454	55	141	.390	51	67	.761	13	109	122	4.7	50	0	48	41	15	42	420	16.2
Jordan Janssen	23	23	640	27.8	149	273	.546	0	0	.000	56	76	.737	48	115	163	7.1	44	0	38	47	12	29	354	15.4
Nate Mohr	20	13	558	27.9	86	211	.408	56	145	.386	27	35	.771	2	29	31	1.6	35	0	27	16	3	19	255	12.8
Alec Millender	26	24	756	29.1	86	204	.422	27	76	.355	61	75	.813	7	55	62	2.4	47	0	71	41	1	19	260	10.0
Ben Dentlinger	25	22	589	23.6	72	135	.533	0	1	.000	14	24	.583	45	76	121	4.8	47	1	17	31	45	13	158	6.3
Jay Saunders	25	17	583	23.3	53	145	.366	9	46	.196	24	33	.727	15	42	57	2.3	38	1	49	25	0	25	139	5.6
Cody McCullough	25	4	520	20.8	51	107	.477	0	2	.000	29	54	.537	70	99	169	6.8	51	1	12	26	13	10	131	5.2
Sean Stokes	21	0	216	10.3	23	48	.479	12	26	.462	6	6	1.000	3	15	18	0.9	17	0	6	9	1	6	64	3.0
Zach LaFave	23	0	233	10.1	26	71	.366	2	23	.087	4	7	.571	18	35	53	2.3	32	0	7	12	7	13	58	2.5
Nate Thayer	23	1	249	10.8	9	31	.290	5	20	.250	3	6	.500	3	14	17	0.7	23	0	8	9	1	13	26	1.1
Karter Lein	11	0	35	3.2	4	8	.500	0	1	.000	0	1	.000	0	3	3	0.3	1	0	4	4	0	2	8	0.7
Shea Sweetland	10	0	25	2.5	2	7	.286	2	5	.400	0	0	.000	0	2	2	0.2	1	0	1	2	0	0	6	0.6
Noah Erickson	11	0	40	3.6	1	4	.250	1	3	.333	2	2	1.000	2	8	10	0.9	4	0	3	2	0	1	5	0.5
TEAM														33	22	55	2.1				8				
<b>Total</b>	<b>26</b>		<b>5250</b>		<b>719</b>	<b>1590</b>	<b>.452</b>	<b>169</b>	<b>489</b>	<b>.346</b>	<b>277</b>	<b>386</b>	<b>.718</b>	<b>259</b>	<b>624</b>	<b>883</b>	<b>34.0</b>	<b>390</b>	<b>3</b>	<b>291</b>	<b>273</b>	<b>98</b>	<b>192</b>	<b>1884</b>	<b>72.5</b>
Opponents	26		5250		652	1461	.446	198	562	.352	298	396	.753	220	638	858	33.0	366	-	303	354	80	157	1800	69.2

SCORE BY PERIODS	1st	2nd	OT	Total	DEADBALL REBOUNDS	Off.	Def.	Total
Wayne State College	924	942	18	1884	Wayne State College	60	11	71
Opponents	839	936	25	1800	Opponents	52	23	75

RECORD	Overall	Home	Away	Neutral	ATTENDANCE INFO.	Games	Total	Avg./Game
All Games	14-12	11-4	3-7	0-1	Home	15	10714	714
Conference	11-8	8-2	3-6	0-0	Away	10	5660	566
Non-Conference	3-3	3-2	0-1	0-1	Neutral	1	52	52
					Total	26	16426	632

DATE	OPPONENT	SCORE	ATTEND	HIGH POINTS	HIGH REBOUNDS
11/12/21	at Oklahoma Baptist \$	L 74-61	643	(18) Jordan Janssen	(6) Jordan Janssen (6) Cody McCullough
11/13/21	vs. Southeastern Oklahoma State \$	L 80-64	52	(19) Sean Stokes	(11) Jordan Janssen
11/16/21	BELLEVUE	W 74-40	610	(17) Jordan Janssen	(6) Cody McCullough
11/19/21	SIMPSON	W 95-72	650	(19) Justin Eagins	(6) Zach LaFave
11/23/21	#13 AUGUSTANA *	W 63-59	660	(14) Jordan Janssen	(9) Jordan Janssen
11/27/21	DOANE	L 76-72	272	(27) Jordan Janssen	(12) Cody McCullough
11/29/21	NEBRASKA-KEARNEY	W 67-64	879	(12) Alec Millender	(12) Jordan Janssen
12/02/21	SOUTHWEST MINNESOTA STATE *	W 68-65	645	(21) Justin Eagins	(12) Cody McCullough
12/04/21	at Sioux Falls *	L 81-79	785	(28) Justin Eagins	(8) Jordan Janssen
12/10/21	CONCORDIA-ST. PAUL	W 60-41	665	(14) Alec Millender	(10) Jordan Janssen
12/11/21	#25 MINNESOTA STATE *	W 79-69	705	(14) Justin Eagins (23) Justin Eagins	(9) Jordan Janssen (9) Cody McCullough
12/18/21	at #24 Upper Iowa *	L 88-76	-	(23) Jordan Janssen	(8) Cody McCullough
1/02/22	at #23 Augustana *	L 71-55	1100	(10) Jay Saunders (10) Jordan Janssen	(7) Justin Eagins
1/07/22	NORTHERN STATE *	W 69-53	611	(20) Justin Eagins	(8) Jordan Janssen
1/14/22	at University of Mary *	W 76-69	300	(22) Justin Eagins	(8) Cody McCullough
1/21/22	ST. CLOUD STATE *	W 83-59	704	(19) Nate Mohr	(12) Cody McCullough
1/22/22	#9 MINNESOTA DULUTH *	L 91-83	1000	(19) Jordan Janssen (19) Justin Eagins	(9) Cody McCullough
1/28/22	at Minnesota Crookston *	L 75-59	182	(18) Justin Eagins	(7) Ben Dentlinger
1/29/22	at Bemidji State *	W 77-71	433	(27) Nate Mohr	(10) Cody McCullough
2/04/22	#19 UPPER IOWA *	L 79-63	959	(17) Ben Dentlinger	(10) Ben Dentlinger
2/05/22	WINONA STATE *	W 76-55	781	(16) Alec Millender	(6) Justin Eagins
2/11/22	at Minnesota State *	L 81-76	846	(24) Nate Mohr	(10) Jordan Janssen
2/12/22	at Concordia-St. Paul *	W 80-64	248	(22) Justin Eagins	(11) Ben Dentlinger
2/17/22	at Southwest Minnesota State *	L 60-55 (OT)	1123	(18) Nate Mohr	(11) Ben Dentlinger
2/18/22	SIOUX FALLS *	W 76-63	895	(18) Justin Eagins	(7) Jordan Janssen (7) Ben Dentlinger
2/23/22	ST. CLOUD STATE !	L 100-98 (OT)	678	(29) Jordan Janssen	(6) Jordan Janssen (6) Ben Dentlinger

## HOME GAMES IN ALL CAPS/BOLD

\$ GAC/NSIC Challenge - Shawnee, Okla.

\* Northern Sun Intercollegiate Conference games

! NSIC Tournament Game



# THE NORTHERN SUN INTERCOLLEGIATE CONFERENCE



From its modest origin as a six-team alliance over eight decades ago, the Northern Sun Intercollegiate Conference has matured into a 16-team union of upper Midwest colleges and universities to form arguably the strongest affiliation in NCAA Division II.

The NSIC can trace its roots to 1932 when six schools, including Bemidji State University, Minnesota State University, Mankato, Minnesota State University Moorhead, St. Cloud State University, University of Minnesota Duluth and Winona State University signed on as charter members. All remain active subscribers of the league today. Southwest Minnesota State University was added in 1969, followed by Northern State University in 1978, Wayne State College (NE) in 1998, Concordia University-St. Paul and the University of Minnesota Crookston in 1999, the University of Mary and Upper Iowa University in 2006, Augustana College in 2008 and Minot State University and the University of Sioux Falls in 2012. Minnesota State, St. Cloud State and Minnesota Duluth left the league to join the North Central Conference but returned to the NSIC in 2008. University of Minnesota, Morris and Michigan Tech University were once part of the NSIC family as well.

In 1992 the NSIC became a true athletic showcase for both men and women with the merger of the traditional Northern Intercollegiate Conference (NIC) and the Northern Sun Conference (NSC), the home of women's athletics since 1979. Before NSIC affiliates became certified for championship competition in the National Collegiate Athletic Association (NCAA) in 1995, its member institutions filled prominent roles in the National Association of Intercollegiate Athletics (NAIA). NIC and NSC clubs annually dispatched qualified student-athletes to national tournaments and captured several NAIA teams and individual championships.

The NSIC continues to make a major imprint nationally, winning 25 national titles since 2006. Winona State men claimed NCAA II Basketball Championships in 2006 and 2008 and narrowly missed a third crown, falling in a last second shot in 2007. In addition, the Warriors established a NCAA II record of 57 consecutive victories.

Concordia University launched an ongoing streak of seven consecutive NCAA II Volleyball Championships in 2007. In 2008 the Golden Bears won 37 straight matches after a season opening loss on their way to a second consecutive title and scripted a marvelous encore in 2009 with a perfect 37-0 finish, a third straight national crown and a winning streak of 74 straight matches. In 2010 the Golden Bear extended that NCAA record win streak to 75 before dropping their second match of the season. They started 2010 with a 10-4 record before ripping off 22 straight wins on their way to their fourth straight national title. In 2011, after overcoming midseason injuries, the Golden Bears hit their stride. The Golden Bears knocked off No. 1 and undefeated Cal State San Bernardino to become the first team in the history of NCAA Division II women's volleyball, to capture a fifth consecutive NCAA Division II Championship. Then in 2012, the Golden Bears again made a late season and championship match surge as they defeated Tampa 3-2 after trailing 0-2 to win their sixth straight NCAA DII Volleyball National Championship. In 2013 Concordia-St. Paul won the NSIC regular season title, but was defeated in the NSIC Tournament Championship by Minnesota Duluth. But from there the Golden Bears ripped off six straight NCAA postseason wins, extending their streak to 42, on their way to a 3-0 sweep of BYU-Hawaii to win another NCAA National Championship. After a two year hiatus, the Golden Bears return to the top of Division II volleyball as they won the 2016 and 2017 national championships.

In a most surprising run, Minnesota Duluth completed a perfect 15-0 season by winning the 2008 NCAA Division II Football Championship. The Bulldogs, limited to only 24 scholarships by league rule, swept a field of fully-funded teams, including top ranked Grand Valley State and number three Northwest Missouri State. Two years later, in 2010, the Bulldogs repeated that feat, going 15-0 again to win the national championship. The Bulldogs became the first NCAA DII football squad to win two national championships with undefeated records.

Minnesota State added more luster to the league by finishing 32-2 and claiming the 2008-09 NCAA II Women's Basketball Championship. The Mavericks rolled to a wild 103-94 victory over Franklin Pierce to set a NCAA record for total points in the title game.

In 2017 the Maverick softball team went 64-7 to win the National Championship. The Mavericks went 10-1 in NCAA play, including 5-0 in Salem Virginia as they defeated Angelo State 5-1 in the championship game. The Mavericks added their third team national championship in 2021-22 when they took home the women's indoor track & field championship. Makayla Jackson took home individual national championships in hte long jump and the 60m dash, while Denisha Cartwright won the 60m hurdles title, helping the Mavericks score 56 team points.

Augustana got into the mix of national championships in 2011 when their women's cross country team turned in a true team performance in Spokane, Wash. All five Viking runners earned All-American status as Augustana won the first cross country national championship in NSIC history. The Vikings men's basketball team won the 2015-16 National Championship after going 34-2 and defeating Lincoln Memorial 90-81 in Frisco, Texas. The 2018 Augustana baseball team became the first NSIC institution to win a national championship in baseball, as the Vikings had an impressive post season, going 8-1 in NCAA play and a perfect 4-0 in Cary, North Carolina to finish the season 52-9. In 2019 it was the Augustana Softball team that made a run to the national championship as the Vikings went 61-11 and defeated Texas A&M Kingsville twice by the score of 6-4 to win the National Championship.

After multiple runner-up finishes, the St. Cloud State Huskies finally captured the national championship in wrestling in 2015. They repeated in 2016 and then took home the title again in 2018, 2019 & 2021.

The NSIC has now had 16 student-athletes awarded with the NCAA Elite 90 Award on 19 occasions. Earning the award were Rachel Raddon (AUGIE, WCC, 2021), Ryan Schlichte (MSU, FB, 2019), Sasha Hovind (NSU, ODTF, 2018), DJ Pollard (NSU, Men's Basketball, 2018), Grant Pulver (UMD, Cross Country, 2017), **Leisa McClintock (Wayne State, Volleyball, 2015)**, Tavia Rutherford (Sioux Falls, Golf, 2015), Claire Sames (SMSU, Volleyball, 2014), Kara Pioske (Concordia-St. Paul, Volleyball 2013), Billy Brockmueller (Sioux Falls, Cross Country 2012, 2014 & IDTF 2014), Ben Keller (Minnesota State, Baseball 2012 & 2013), Cody Lensing (Augustana, Wrestling 2012), Kendra Huettl (Minnesota State, Softball, 2011), Matt Braithwaite (Augustana, Cross Country, 2010) and Lauren Brown (Winona State, Outdoor Track & Field, 2010).

Member schools continue to emphasize the educational, entertainment and unifying value of sports while pointing with pride to the many advantages to be gained by attending these colleges and universities. The NSIC is committed to providing rewarding experiences for its student-athletes, and while the challenges that loom are sizable, indeed, the NSIC is surely well positioned for the future.

(By Larry Scott & Nick Kornder)

## NSIC TERRITORY







# 2021-22 NSIC BASKETBALL



## TEAM STATISTICAL LEADERS (All Games)

### SCORING OFFENSE

	G	W-L	PTS	AVG
1. Minnesota Duluth	31	25-6	2653	85.6
2. Upper Iowa	32	26-6	2649	82.8
3. Minot State	25	15-10	2053	82.1
4. St. Cloud State	29	11-18	2326	80.2
5. MSU Moorhead	31	19-12	2417	78.0
6. Minnesota State	26	16-10	2016	77.5
7. Augustana	30	26-4	2282	76.1
8. Northern State	32	20-12	2406	75.2
9. Winona State	26	15-11	1917	73.7
10. Bemidji State	25	8-17	1829	73.2
<b>11. Wayne State</b>	<b>26</b>	<b>14-12</b>	<b>1884</b>	<b>72.5</b>
12. Sioux Falls	25	11-14	1767	70.7
13. Southwest Minnesota	27	15-12	1908	70.7
14. University of Mary	28	11-17	1965	70.2
15. Concordia-St. Paul	28	3-25	1924	68.7
16. Minnesota Crookston	27	8-19	1756	65.0

### SCORING DEFENSE

	G	W-L	PTS	AVG
1. Augustana	30	26-4	1935	64.5
<b>2. Wayne State</b>	<b>26</b>	<b>14-12</b>	<b>1800</b>	<b>69.2</b>
3. Southwest Minnesota	27	15-12	1886	69.9
4. Winona State	26	15-11	1850	71.2
5. Northern State	32	20-12	2291	71.6
6. MSU Moorhead	31	19-12	2223	71.7
7. Minnesota Duluth	31	25-6	2229	71.9
8. Bemidji State	25	8-17	1820	72.8
9. Minnesota Crookston	27	8-19	1977	73.2
10. Sioux Falls	25	11-14	1843	73.7
11. Upper Iowa	32	26-6	2373	74.2
12. Minnesota State	26	16-10	1934	74.4
13. Minot State	25	15-10	1870	74.8
14. University of Mary	28	11-17	2114	75.5
15. Concordia-St. Paul	28	3-25	2267	81.0
16. St. Cloud State	29	11-18	2434	83.9

### SCORING MARGIN

	G	OFF	DEF	Margin
1. Northern State	31	85.6	71.9	13.7
2. MSU Moorhead	30	76.1	64.5	11.6
<b>3. Wayne State</b>	<b>32</b>	<b>82.8</b>	<b>74.2</b>	<b>8.6</b>
4. Minnesota State	25	82.1	74.8	7.3
5. Augustana	31	78.0	71.7	6.3
6. Minnesota Duluth	32	75.2	71.6	3.6
7. Upper Iowa	26	77.5	74.4	3.2
8. Minot State	26	72.5	69.2	3.2
9. Winona State	26	73.7	71.2	2.6
10. St. Cloud State	27	70.7	69.9	0.8
11. Sioux Falls	25	73.2	72.8	0.4
12. Bemidji State	25	70.7	73.7	-3.0
13. University of Mary	29	80.2	83.9	-3.7
14. Southwest Minnesota	28	70.2	75.5	-5.3
15. Minnesota Crookston	27	65.0	73.2	-8.2
16. Concordia-St. Paul	28	68.7	81.0	-12.3

### FREE THROW PCT.

	G	FTM	FTA	PCT
1. Northern State	32	409	521	.785
2. Southwest Minnesota	27	276	352	.784
3. Upper Iowa	32	472	603	.783
4. St. Cloud State	29	417	542	.769
5. Minot State	25	300	392	.765
6. University of Mary	28	296	390	.759
7. Augustana	30	373	493	.757
8. Winona State	26	258	347	.744
9. MSU Moorhead	31	405	553	.732
10. Minnesota Duluth	31	437	601	.727
<b>11. Wayne State</b>	<b>26</b>	<b>277</b>	<b>386</b>	<b>.718</b>
12. Sioux Falls	25	294	412	.714
13. Concordia-St. Paul	28	251	359	.699
14. Bemidji State	25	221	317	.697
15. Minnesota State	26	321	471	.682
16. Minnesota Crookston	27	261	393	.664

### FIELD GOAL PCT.

	G	FG	FGA	PCT
1. Minot State	25	779	1510	.516
2. Minnesota Duluth	31	975	1920	.508
3. Upper Iowa	32	951	1995	.477
4. Minnesota State	26	762	1599	.477
5. Bemidji State	25	715	1521	.470
6. MSU Moorhead	31	887	1902	.466
7. Augustana	30	845	1819	.465
8. Winona State	26	711	1531	.464
9. Southwest Minnesota	27	724	1565	.463
10. St. Cloud State	29	834	1804	.462
<b>11. Wayne State</b>	<b>26</b>	<b>719</b>	<b>1590</b>	<b>.452</b>
12. Northern State	32	848	1898	.447
13. University of Mary	28	726	1625	.447
14. Concordia-St. Paul	28	720	1626	.443
15. Minnesota Crookston	27	655	1567	.418
16. Sioux Falls	25	642	1594	.403

### FG PCT. DEFENSE

	G	FG	FGA	PCT
1. Augustana	30	717	1728	.415
2. Minnesota Duluth	31	827	1935	.427
3. Southwest Minnesota	27	703	1621	.434
4. Upper Iowa	32	888	2046	.434
5. Minnesota State	26	718	1648	.436
6. Minnesota Crookston	27	724	1659	.436
7. Bemidji State	25	669	1519	.440
<b>8. Wayne State</b>	<b>26</b>	<b>652</b>	<b>1461</b>	<b>.446</b>
9. MSU Moorhead	31	824	1827	.451
10. Minot State	25	670	1482	.452
11. Northern State	32	841	1858	.453
12. Sioux Falls	25	650	1395	.466
13. Winona State	26	680	1449	.469
14. University of Mary	28	792	1634	.485
15. Concordia-St. Paul	28	879	1808	.486
16. St. Cloud State	29	932	1881	.495

### 3-POINT FG PCT.

	G	FG	FGA	PCT
1. Minot State	25	195	501	.389
2. Upper Iowa	32	275	730	.377
3. Augustana	30	219	587	.373
4. Minnesota Duluth	31	266	719	.370
5. University of Mary	28	217	592	.367
6. Winona State	26	237	647	.366
7. MSU Moorhead	31	238	651	.366
8. Southwest Minnesota	27	184	519	.355
9. Bemidji State	25	178	511	.348
<b>10. Wayne State</b>	<b>26</b>	<b>169</b>	<b>489</b>	<b>.346</b>
11. Concordia-St. Paul	28	233	681	.342
12. Minnesota State	26	171	501	.341
13. Northern State	32	301	890	.338
14. St. Cloud State	29	241	729	.331
15. Minnesota Crookston	27	185	564	.328
16. Sioux Falls	25	189	593	.319

### 3-POINT FG PCT. DEFENSE

	G	FG	FGA	PCT
1. Augustana	30	213	689	.309
2. Upper Iowa	32	205	641	.320
3. Minot State	25	212	643	.330
4. Minnesota State	26	185	558	.332
5. Minnesota Crookston	27	207	615	.337
6. Sioux Falls	25	151	446	.339
7. Minnesota Duluth	31	240	702	.342
8. Bemidji State	25	204	594	.343
9. MSU Moorhead	31	225	639	.352
<b>10. Wayne State</b>	<b>26</b>	<b>198</b>	<b>562</b>	<b>.352</b>
11. Winona State	26	196	552	.355
12. Southwest Minnesota	27	235	648	.363
13. Concordia-St. Paul	28	199	543	.366
14. St. Cloud State	29	265	717	.370
15. Northern State	32	256	691	.370
16. University of Mary	28	241	643	.375

### 3-POINT FG MADE

	G	NO	AVG
1. Northern State	32	301	9.4
2. Winona State	36	237	9.1
3. Upper Iowa	32	275	8.6
4. Minnesota Duluth	31	266	8.6
5. Concordia-St. Paul	28	233	8.3
6. St. Cloud State	29	241	8.3
7. Minot State	25	195	7.8
8. University of Mary	28	217	7.8
9. MSU Moorhead	31	238	7.7
10. Sioux Falls	25	189	7.6
11. Augustana	30	219	7.3
12. Bemidji State	25	178	7.1
13. Minnesota Crookston	27	185	6.9
14. Southwest Minnesota	27	184	6.8
15. Minnesota State	26	171	6.6
<b>16. Wayne State</b>	<b>26</b>	<b>169</b>	<b>6.5</b>

### REBOUNDING OFFENSE

	G	NO	AVG
1. Sioux Falls	25	285	11.4
2. Bemidji State	25	278	11.1
3. Augustana	30	325	10.8
4. MSU Moorhead	31	330	10.6
5. Minnesota Crookston	27	269	10.0
<b>6. Wayne State</b>	<b>26</b>	<b>259</b>	<b>10.0</b>
7. Minnesota State	26	253	9.7
8. Southwest Minnesota	27	250	9.3
9. Northern State	32	295	9.2
10. University of Mary	28	241	8.6
11. Minot State	25	206	8.2
12. Upper Iowa	32	260	8.1
13. St. Cloud State	29	226	7.8
14. Minnesota Duluth	31	241	7.8
15. Winona State	26	162	6.2
16. Concordia-St. Paul	28	171	6.1

### REBOUNDING DEFENSE

	G	NO	AVG
1. Minnesota Duluth	31	863	27.8
2. Minnesota State	26	713	27.4
3. Upper Iowa	32	875	27.3
4. Augustana	30	805	26.8
5. Southwest Minnesota	27	712	26.4
6. Minot State	25	659	26.4
7. Bemidji State	25	656	26.2
8. Minnesota Crookston	27	702	26.0
9. MSU Moorhead	31	805	26.0
10. St. Cloud State	29	736	25.4
11. Sioux Falls	25	630	25.2
12. University of Mary	28	705	25.2
13. Northern State	32	782	24.4
14. Concordia-St. Paul	28	679	24.3
<b>15. Wayne State</b>	<b>26</b>	<b>624</b>	<b>24.0</b>
16. Winona State	26	619	23.8

### REBOUND MARGIN

	G	Team Avg	Opp Avg	Margin
1. Augustana	30	1130 37.7	916 30.5	7.1
2. Bemidji State	25	934 37.4	806 32.2	5.1
3. Minot State	25	865 34.6	774 31.0	3.6
4. MSU Moorhead	31	1135 36.6	1028 33.2	3.5
5. Southwest Minnesota	27	962 35.6	868 32.1	3.5
6. Minnesota Duluth	31	1104 35.6	1012 32.6	3.0
7. Sioux Falls	25	915 36.6	846 33.8	2.8
8. University of Mary	28	946 33.8	889 31.8	2.0
9. Minnesota State	26	966 37.2	922 35.5	1.7
<b>10. Wayne State</b>	<b>26</b>	<b>883 34.0</b>	<b>858 33.0</b>	<b>1.0</b>
11. Northern State	32	1077 33.7	1073 33.5	0.1
12. Upper Iowa	32	1135 35.5	1139 35.6	-0.1
13. Minnesota Crookston	27	971 36.0	978 36.2	-0.3
14. Winona State	26	781 30.0	856 32.9	-2.9
15. St. Cloud State	29	962 33.2	1053 36.3	-3.1
16. Concordia-St. Paul	28	850 30.4	1074 38.4	-8.0



# 2021-22 NSIC BASKETBALL



## TEAM STATISTICAL LEADERS (All games)

BLOCKED SHOTS	G	NO	AVG
1. Minnesota State	26	125	4.81
2. <b>Wayne State</b>	<b>26</b>	<b>98</b>	<b>3.77</b>
3. Upper Iowa	32	115	3.59
4. MSU Moorhead	31	105	3.39
5. Southwest Minnesota State	27	81	3.00
6. Minnesota Duluth	31	90	2.90
7. Augustana	30	87	2.90
8. Minnesota Crookston	27	76	2.81
9. St. Cloud State	29	76	2.62
10. Northern State	32	83	2.59
11. Minot State	25	59	2.36
12. Concordia-St. Paul	28	64	2.29
13. Sioux Falls	25	55	2.20
14. Bemidji State	25	55	2.20
15. University of Mary	28	34	1.21
16. Winona State	26	24	0.92

ASSISTS	G	NO	AVG
1. Augustana	30	495	16.50
2. Northern State	32	472	14.75
3. Minot State	25	363	14.52
4. Concordia-St. Paul	28	406	14.50
5. Minnesota Duluth	31	444	14.32
6. Bemidji State	25	346	13.84
7. University of Mary	28	369	13.18
8. Southwest Minnesota State	27	345	12.78
9. Sioux Falls	25	310	12.40
10. Upper Iowa	32	396	12.38
11. St. Cloud State	29	355	12.24
12. MSU Moorhead	31	377	12.16
13. Winona State	26	316	12.15
14. <b>Wayne State</b>	<b>26</b>	<b>291</b>	<b>11.19</b>
15. Minnesota Crookston	27	299	11.07
16. Minnesota State	26	285	10.96

STEALS	G	NO	AVG
1. <b>Wayne State</b>	<b>26</b>	<b>192</b>	<b>7.38</b>
2. Minnesota State	26	178	6.85
3. MSU Moorhead	31	208	6.71
4. Southwest Minnesota State	27	173	6.41
5. Northern State	32	203	6.34
6. Minnesota Duluth	31	195	6.29
7. Upper Iowa	32	201	6.28
8. Minot State	25	147	5.88
9. Bemidji State	25	143	5.72
10. Augustana	30	168	5.60
11. St. Cloud State	29	160	5.52

STEALS (Cont.)	G	NO	AVG
12. Winona State	26	142	5.46
13. Sioux Falls	25	128	5.12
14. Concordia-St. Paul	28	136	4.86
15. University of Mary	28	134	4.79
16. Minnesota Crookston	27	128	4.74

TURNOVER MARGIN	G	Team	Avg	Opp	Avg	Marg
1. <b>Wayne State</b>	<b>26</b>	<b>273</b>	<b>10.5</b>	<b>354</b>	<b>13.6</b>	<b>3.12</b>
2. Winona State	26	240	9.2	294	11.3	2.08
3. MSU Moorhead	31	335	10.8	396	12.8	1.97
4. Minnesota Duluth	31	328	10.6	387	12.5	1.90
5. Sioux Falls	25	244	9.8	283	11.3	1.56
6. Upper Iowa	32	329	10.3	376	11.8	1.47
7. Northern State	32	367	11.5	406	12.7	1.22
8. Augustana	30	342	11.4	377	12.6	1.17
9. Minot State	25	275	11.0	284	11.4	0.36
10. St. Cloud State	29	315	10.9	308	10.6	-0.24
11. Minnesota State	26	287	11.0	279	10.7	-0.31
12. Southwest Minnesota State	27	330	12.2	293	10.9	-1.37
13. University of Mary	28	358	12.8	305	10.9	-1.89
14. Bemidji State	25	352	14.1	278	11.1	-2.96
15. Concordia-St. Paul	28	395	14.1	295	10.5	-3.57
16. Minnesota Crookston	27	360	13.3	260	9.6	-3.70

ASST/TURN. RATIO	G	Asst	Avg	Turn	Avg	Ratio
1. Augustana	30	495	16.5	342	11.4	1.45
2. Minnesota Duluth	31	444	14.3	328	10.6	1.35
3. Minot State	25	363	14.5	275	11.0	1.32
4. Winona State	26	316	12.2	240	9.2	1.32
5. Northern State	32	472	14.8	367	11.5	1.29
6. Sioux Falls	25	310	12.4	244	9.8	1.27
7. Upper Iowa	32	396	12.4	329	10.3	1.20
8. St. Cloud State	29	355	12.2	315	10.9	1.13
9. MSU Moorhead	31	377	12.2	335	10.8	1.13
10. <b>Wayne State</b>	<b>26</b>	<b>291</b>	<b>11.2</b>	<b>273</b>	<b>10.5</b>	<b>1.07</b>
11. Southwest Minnesota State	27	345	12.8	330	12.2	1.05
12. University of Mary	28	369	13.2	358	12.8	1.03
13. Concordia-St. Paul	28	406	14.5	395	14.1	1.03
14. Minnesota State	26	285	11.0	287	11.0	0.99
15. Bemidji State	25	346	13.8	352	14.1	0.98
16. Minnesota Crookston	27	299	11.1	360	13.3	0.83

## INDIVIDUAL STATISTICAL LEADERS (All games)

SCORING	G	FG	3FG	FT	PTS	AVG
1. Anthony Roberts-SCSU	27	204	41	109	558	20.7
2. Kai Huntsberry-UMARY	26	185	61	79	510	19.6
3. Matt Cartwright-USF	23	155	70	56	436	19.0
4. Alec Rosner-WSU	26	169	58	94	490	18.8
5. Drew Blair-UMD	31	193	75	117	578	18.6
6. Tyler Riemersma-AUGIE	29	221	9	88	539	18.6
7. Austin Andrews-UMD	29	230	0	64	524	18.1
8. Joe Smoldt-UIU	32	194	98	89	575	18.0
9. Quincy Anderson-MSU	26	158	50	98	464	17.8
10. Caleb Donaldson-SCSU	29	188	18	116	510	17.6

REBOUNDING	G	OFF	DEF	TOT	AVG
1. Tyler Riemersma-AUGIE	29	106	217	323	11.1
2. Austin Andrews-UMD	29	83	192	275	9.5
3. Melvin Newbern-MINOT	25	53	167	220	8.8
4. Anthony Roberts-SCSU	27	62	165	227	8.4
5. Luke Martens-WSU	26	51	142	193	7.4
6. <b>Jordan Janssen-WSC</b>	<b>23</b>	<b>48</b>	<b>115</b>	<b>163</b>	<b>7.1</b>
7. Kelby Kramer-MSUM	24	58	112	170	7.1
8. Jordan Belka-NSU	32	85	136	221	6.9
9. <b>Cody McCullough-WSC</b>	<b>25</b>	<b>70</b>	<b>99</b>	<b>169</b>	<b>6.8</b>
10. Derek Thompson-BSU	25	45	122	167	6.7

FIELD GOAL PERCENTAGE	G	FG	FGA	PCT
1. Kody Dwyer-Minot	25	140	196	.714
2. Austin Andrews-UMD	29	230	360	.639
3. Tyler Riemersma-AUGIE	29	221	385	.574
4. Caleb Donaldson-SCSU	29	188	332	.566
5. Melvin Newbern-MINOT	25	141	250	.564
6. <b>Jordan Janssen-WSC</b>	<b>23</b>	<b>149</b>	<b>273</b>	<b>.546</b>
7. Elijah Ormiston-CSP	28	189	352	.537
8. Jake Phipps-SMSU	27	142	276	.514
9. Alec Rosner-WSU	26	169	343	.493
10. Kai Huntsberry-UMARY	26	185	376	.492

FREE THROW PERCENTAGE	G	FTM	FTA	TOT
1. Jake Hilmer-UIU	32	132	144	.917
2. Adam Dykman-AUGIE	30	76	86	.884
3. Jackson Moni-NSU	32	82	95	.863
4. Isaac Fink-AUGIE	30	88	104	.846
5. Travis Bianco-BSU	25	67	80	.838
6. Drew Blair-UMD	31	117	140	.836
7. Kai Huntsberry-UMARY	26	79	95	.832
8. Alec Rosner-WSU	26	94	114	.825
9. Joe Smoldt-UIU	32	89	108	.824
10. Melvin Newbern-MINOT	25	84	103	.816

ASSISTS	G	ASSISTS	AVG
1. Max Cody-MINOT	25	159	6.4
2. Kone Mohamed-BSU	25	115	4.6
3. Bryan Jameson-AUGIE	30	136	4.5
4. Devin Whitelaw-WSU	26	115	4.4
5. Kai Huntsberry-UMARY	26	112	4.3
6. Sam Masten-NSU	29	119	4.1
7. Jake Hilmer-UIU	32	127	4.0
8. Jack Thompson-USF	23	91	4.0
9. Cole Bergan-NSU	29	107	3.7
10. Cliff McCray-SMSU	27	92	3.4

STEALS	G	STEALS	AVG
1. Ryan Bagley-SCSU	29	52	1.8
2. Lucas Duax - UIU	27	46	1.7
3. Cliff McCray-SMSU	27	46	1.7
4. <b>Justin Eagins-WSC</b>	<b>26</b>	<b>42</b>	<b>1.6</b>
5. Kone Mohamed-BSU	25	39	1.6
6. Anthony Roberts-SCSU	27	40	1.5
7. Jacob Beeninga-MSUM	29	41	1.4
8. Tyler Riemersma-AUGIE	29	41	1.4
9. Max Cody-MINOT	25	35	1.4
10. <b>Jordan Janssen-WSC</b>	<b>25</b>	<b>33</b>	<b>1.3</b>



*Rice Auditorium became known in the late 90's as the "Rice Rowdies", named after the vocal fans that cheered on the Wildcats during Wayne State's prominent run in the 90's under head coach Greg McDermott.*



# 2021-22 NSIC BASKETBALL



## PAST CHAMPIONS

<u>Year</u>	<u>Champion</u>
2021-22	Augustana
2020-21	NSU - North, <b>WSC - South</b>
2019-20	Northern State
2018-19	Northern State
2017-18	Northern State
2016-17	MSU Moorhead
2015-16	Augustana
2014-15	Augustana/MSU Moorhead
2013-14	Minnesota State
2012-13	Minnesota State
2011-12	Bemidji State
2010-11	Minnesota State
2009-10	St. Cloud State
2008-09	Southwest Minnesota State
2007-08	Winona State
2006-07	Winona State
2005-06	Winona State
2004-05	Winona State
2003-04	Bemidji State
2002-03	Northern State
2001-02	Northern State/Minn. Duluth
2000-01	Southwest Minnesota State
1999-00	<b>Wayne State</b> /Winona State

## NSIC POST-SEASON AWARDS

### **Coach of the Year**

Tom Billeter - Augustana (S)

### **Players of the Year**

Austin Andrews - Minnesota Duluth (N)  
Tyler Riemersma - Augustana (S)

### **Defensive Player of the Year**

Dylan LeBrun - Augustana (S)

### **Newcomer of the Year**

Kai Huntsberry - University of Mary (N)

## 2021-22 NSIC ALL-CONFERENCE TEAM

### FIRST TEAM

<u>Name</u>	<u>Pos.</u>	<u>Year</u>	<u>School</u>
Tyler Riemersma (S)	F	Sr.	Augustana
Adam Dykman (S)	F	Sr.	Augustana
Kai Huntsberry (N)	G	Jr.	University of Mary
Austin Andrews (N)	F	Fr.	Minnesota Duluth
Drew Blair (N)	G	So.	Minnesota Duluth
Lorenzo McGhee (N)	G	Jr.	MSU Moorhead
Max Cody (N)	G	Sr.	Minot State
Anthony Roberts (N)	G/F	Jr.	St. Cloud State
Joe Smoldt (S)	G	Sr.	Upper Iowa
Jake Hilmer (S)	G	Jr.	Upper Iowa
<b>Justin Eagins (S)</b>	<b>G</b>	<b>R-Fr.</b>	<b>Wayne State</b>
Alec Rosner (S)	G	Jr.	Winona State

### SECOND TEAM

<u>Name</u>	<u>Pos.</u>	<u>Year</u>	<u>School</u>
Isaac Fink (S)	G	Jr.	Augustana
Quincy Anderson (S)	G	So.	Minnesota State
Gavin Baumgartner (S)	G	Jr.	MSU Moorhead
Melvin Newbern (N)	F	Sr.	Minot State
Sam Masten (N)	G	Jr.	Northern State
Jordan Belka (N)	F	Jr.	Northern State
Jackson Moni (N)	F	Fr.	Northern State
Matt Cartwright (S)	G	Sr.	Sioux Falls
Kenny Byers (S)	G	Sr.	Southwest Minnesota
Caleb Donaldson (N)	G	Jr.	St. Cloud State
Jareese Williams (S)	G	Sr.	Upper Iowa
<b>Jordan Janssen (S)</b>	<b>F</b>	<b>Jr.</b>	<b>Wayne State</b>

(N) = North Division

(S) = South Division

## 2021-22 NSIC FINAL STANDINGS

<u>School</u>	<u>NSIC</u>			<u>Overall</u>		
	<u>W</u>	<u>L</u>	<u>Pct.</u>	<u>W</u>	<u>L</u>	<u>Pct.</u>
<u><b>North Division</b></u>						
Minnesota Duluth	16	4	.800	25	6	.806
MSU Moorhead	11	7	.611	19	12	.613
Northern State	13	9	.591	20	12	.625
Minot State	9	9	.500	15	10	.600
University of Mary	9	12	.429	11	17	.393
St. Cloud State	6	13	.316	11	18	.379
Bemidji State	5	16	.238	8	17	.320
Minnesota Crookston	5	16	.238	8	19	.296
<u><b>South Division</b></u>						
Augustana	17	2	.895	26	4	.867
Upper Iowa	18	4	.818	26	6	.813
<b>Wayne State</b>	<b>11</b>	<b>8</b>	<b>.579</b>	<b>14</b>	<b>12</b>	<b>.538</b>
Winona State	11	9	.550	15	11	.577
Southwest Minnesota State	10	10	.500	15	12	.556
Minnesota State	9	9	.500	16	10	.615
Sioux Falls	7	12	.368	11	14	.440
Concordia-St. Paul	2	19	.095	3	25	.107





# WILDCAT COACHING HISTORY



## WILDCAT YEAR BY YEAR COACHING RECORDS

2021-22	14-12	Jeff Kaminsky
2020-21	11-7	Jeff Kaminsky
2019-20	10-22	Jeff Kaminsky
2018-19	21-10	Jeff Kaminsky
2017-18	14-17	Jeff Kaminsky
2016-17	10-19	Jeff Kaminsky
2015-16	5-24	Brian Dolan
2014-15	7-22	Brian Dolan
2013-14	9-19	Brian Dolan
2012-13	17-12	Paul Combs
2011-12	10-17	Paul Combs
2010-11	13-14	Paul Combs
2009-10	14-15	Paul Combs
2008-09	11-16	Rico Burkett
2007-08	16-13	Rico Burkett
2006-07	15-13	Rico Burkett
2005-06	8-17	Rico Burkett
2004-05	11-16	Rico Burkett
2003-04	14-14	Rico Burkett
2002-03	13-15	Rico Burkett
2001-02	8-19	Rico Burkett
2000-01	15-15	Rico Burkett
1999-00	26-6	Greg McDermott
1998-99	23-5	Greg McDermott
1997-98	20-7	Greg McDermott
1996-97	*21-7	Greg McDermott
1995-96	12-15	Greg McDermott
1994-95	14-13	Greg McDermott
1993-94	7-20	Mike Brewen
1992-93	7-20	Mike Brewen
1991-92	11-17	Mike Brewen
1990-91	7-20	Mike Brewen
1989-90	8-20	Steve Aggers
1988-89	17-12	Steve Aggers
1987-88	13-17	Steve Aggers
1986-87	16-18	Steve Aggers
1985-86	13-20	Steve Aggers
1984-85	16-16	Rick Weaver
1983-84	12-22	Rick Weaver
1982-83	12-23	Rick Weaver
1981-82	13-22	Rick Weaver
1980-81	15-19	Rick Weaver
1979-80	8-17	Bill Ivey
1978-79	12-17	Bill Ivey
1977-78	17-13	Jim Seward
1976-77	18-12	Jim Seward
1975-76	14-11	Jim Seward
1974-75	15-9	Jim Seward
1973-74	10-14	Ron Jones
1972-73	17-8	Ron Jones
1971-72	16-9	Ron Jones
1970-71	10-14	Ron Jones
1969-70	23-6	Dave Gunther
1968-69	23-4	Dave Gunther
1967-68	24-3	Dave Gunther

1966-67	12-11	Al Svenningson
1965-66	16-6	Al Svenningson
1964-65	17-7	Al Svenningson
1963-64	13-11	Al Svenningson
1962-63	14-11	Al Svenningson
1961-62	18-8	Al Svenningson
1960-61	12-12	Al Svenningson
1959-60	19-7	Al Svenningson
1958-59	17-8	George Radovich
1957-58	14-8	George Radovich
1956-57	15-9	Charles Obye
1955-56	11-13	Charles Obye
1954-55	11-9	Charles Obye
1953-54	12-9	Charles Obye
1952-53	14-11	Charles Obye
1951-52	8-13	Charles Obye
1950-51	8-14	Charles Obye
1949-50	8-14	Charles Obye
1948-49	9-12	Donald Meek
1947-48	16-8	Donald Meek
1946-47	6-14	Donald Emory
1945-46	10-7	Jim Morrison
1944-45	6-6	Fred G. Dale
1943-44	7-3	Ralph Ginn
1942-43	11-6	Ray Schriener (1-2) Ralph Ginn (10-4)
1941-42	8-7	Jim Morrison
1940-41	13-6	Jim Morrison
1939-40	12-7	Jim Morrison
1938-39	12-9	Jim Morrison
1937-38	12-4	W. Ray Hickman
1936-37	12-5	W. Ray Hickman
1935-36	12-4	W. Ray Hickman
1934-35	7-11	W. Ray Hickman
1933-34	12-5	W. Ray Hickman
1932-33	6-7	W. Ray Hickman
1931-32	10-8	W. Ray Hickman
1930-31	10-7	W. Ray Hickman
1929-30	13-3	W. Ray Hickman
1928-29	5-7	W. Ray Hickman
1927-28	4-9	W. Ray Hickman
1926-27	4-13	Fred G. Dale
1925-26	9-6	Fred G. Dale
1924-25	12-1	Fred G. Dale
1923-24	13-2	Fred G. Dale
1922-23	5-7	Fred G. Dale
1921-22	0-4	Fred G. Dale
1920-21	1-11	Talmadge Marston
1919-20	9-3	A.C. Serfling
1915-16	3-3	John J. Gross
1914-15	5-4	Clyde Keckley
1913-14	7-4	Clyde Keckley
1912-13	9-1	Edward Huntemer
1911-12	4-0	Edward Huntemer

\*Record does not include forfeit by Rio Grande (Ind.).



# **WILDCAT COACHING HISTORY**



## **WILDCAT COACHING RECORDS**

<b>Coach</b>	<b>Years</b>	<b>Record (Pct.)</b>
<b>Jeff Kaminsky</b>	<b>2016-present</b>	<b>80-87 (.479)</b>
Brian Dolan	2013-16 (3)	21-65 (.244)
Paul Combs	2009-13 (4)	54-58 (.482)
Rico Burkett	2000-2009 (9)	111-138 (.445)
Greg McDermott	1994-2000 (6)	116-53 (.686)
Mike Brewen	1990-94 (4)	32-77 (.294)
Steve Aggers	1985-90 (5)	67-85 (.441)
Rick Weaver	1980-85 (5)	68-102 (.400)
Bill Ivey	1978-80 (2)	20-34 (.370)
Jim Seward	1974-78 (4)	64-45 (.587)
Ron Jones	1970-74 (4)	53-45 (.541)
Dave Gunther	1967-70 (3)	70-13 (.843)
Al Svenningson	1959-67 (8)	121-73 (.623)
George Radovich	1957-59 (2)	31-16 (.660)
Charles Obye	1949-57 (8)	87-92 (.486)
Donald Meek	1947-49 (2)	25-20 (.556)
Donald Emory	1946-47 (1)	6-14 (.300)
Ralph Ginn	1942-44 (2)	17-7 (.708)
Ray Schriener	1942-43 (1)	1-2 (.333)
Jim Morrison	1938-42, 45-46 (5)	55-36 (.604)
W. Ray Hickman	1927-38 (11)	103-70 (.595)
Fred G. Dale	1921-27, 44-45 (7)	49-39 (.557)
Talmadge Marston	1920-21 (1)	1-11 (.083)
A.C. Serfling	1919-20 (1)	9-3 (.750)
John J. Gross	1915-16 (1)	3-3 (.500)
Clyde Keckley	1913-15 (2)	12-8 (.600)
Edward Huntmer	1911-13 (2)	13-1 (.929)
<b>Total</b>	<b>107</b>	<b>1,289-1,197 (.519)</b>



***Al Svenningson, the all-time wins leader in WSC men's basketball history (121), was inducted into the Wildcat Athletic Hall of Fame on October 11, 2008.***



***Greg McDermott has the second-most wins of any WSC men's basketball coach in school history (116) in his six seasons as head coach of the Wildcats. McDermott went on to coach at Northern Iowa, Iowa State and Creighton, where he is currently in his ninth season as head coach of the Bluejays.***



# WILDCAT RECORD BOOK



## INDIVIDUAL RECORDS

### 1,000-Point Scorers (Career)

1. Grady Hansen, (1979-83).....	1,942
2. Kendall Jacks (2014-19).....	1,626
3. Tyler Johnson, (1995-99).....	1,625
4. Amry Shelby, (2009-13).....	1,582
5. Dennis Siefkes, (1969-73).....	1,576
6. Brad Joens, (1997-01).....	1,556
7. <b>Jordan Janssen (2018-pres.).....</b>	<b>1,546</b>
8. Dean deBuhr, (1962-66).....	1,492
9. Larry Coney, (1958-62).....	1,455
10. Steve Dunbar, (1987-92).....	1,416
11. Craig Philipp, (1994-98).....	1,368
12. Todd Klostermann, (2000-05).....	1,365
13. Dean Elofson, (1966-70).....	1,358
14. Dallas Hodges, (2003-07).....	1,272
15. Billy Patterson, (1991-95).....	1,267
16. Brett Cain, (2001-05).....	1,228
17. Bryce Caldwell, (2004-08).....	1,214
18. Brett Watson, (2001-05).....	1,208
19. Jon Dolliver, (1996-00).....	1,204
20. Vance Janssen (2015-19).....	1,153
21. Bob Strathman, (1964-68).....	1,149
22. Dave Schneider, (1966-70).....	1,148
23. Calvin Sprew, (1983-85).....	1,137
24. Bill Goodman, (1967-70).....	1,113
25. Jim Whitney, (1953-57).....	1,095
26. Mike McNamara, (1985-89).....	1,087
27. Russ Rosenquist, (1984-88).....	1,064
28. Dusty Smith, (2002-06).....	1,061
29. Erik Radke, (1953-57).....	1,060
30. Nathan Mulder, (1997-01).....	1,056
31. Carl Johnson, (1949-53).....	1,055
32. Doug Kuszak, (1988-92).....	1,053
33. Mike Fitzner, (1994-97).....	1,035
34. Jordan Cornelius (2014-18).....	1,030
35. Jonathon Thomas, (2005-09).....	1,019
36. Scott Hurley, (1986-88).....	1,016

### Points (Season)


1. Grady Hansen, (1981-82).....	673
2. Grady Hansen, (1980-81).....	659
3. Dennis Siefkes, (1971-72).....	649
4. Dean deBuhr, (1964-65).....	615
5. Wayne Robinson, (1976-77).....	600
6. Scott Hurley, (1986-87).....	584
7. Tracy Penn, (1984-85).....	567
8. Leon McRae, (1980-81).....	552
9. Jordan Janssen, (2019-20).....	542
10. Dave Schneider, (1969-70).....	535

### Points (Game)


1. Dennis Siefkes vs. Westmar (2/7/72).....	47
2. Dean deBuhr vs. Kearney St. (2/12/66).....	46
3. Dean deBuhr vs. Neb. Wesleyan (2/6/65).....	43
4. Amry Shelby vs. Minn. Duluth (1/8/11).....	42
5. Larry Coney at Kearney State (1/12/62).....	41
6. Dennis Siefkes vs. Southern St. (1/11/71).....	40
7. Larry Berres at Concordia (Neb.) (1/26/60).....	39
7. Dean deBuhr vs. Wis. River Falls (12/30/64).....	39
9. Charlie Henderson vs. Peru St. (2/26/75).....	38
9. Dean deBuhr vs. Kearney St. (2/13/65).....	38

### Highest Scoring Average (Season)

1. Dennis Siefkes, (1971-72).....	26.0
2. Dean deBuhr, (1964-65).....	25.6
3. Dean deBuhr, (1965-66).....	22.9
4. John Redmond, (1975-76).....	20.8
5. Wayne Robinson, (1976-77).....	20.0



Dean deBuhr  
(1962-66)



Grady Hansen  
(1979-83)

6. Larry Coney, (1961-62).....	19.7
7. Dennis Siefkes, (1972-73).....	19.4
8. Larry Coney, (1959-60).....	18.7
9. Rick Anderson, (1975-76).....	18.3
10. Ron E. Jones, (1962-63).....	18.2
10. Dave Schneider, (1969-70).....	18.2

### Highest Scoring Average (Career)

1. Dean deBuhr, (1962-66).....	19.4
2. John Redmond, (1974-76).....	19.0
3. Scott Hurley, (1986-88).....	17.8
4. Dennis Siefkes, (1966-70).....	17.1
5. Scott Hurley, (1986-88).....	16.9
6. Rick Anderson, (1974-76).....	16.4
7. Bob Moore, (1957-59).....	15.8
7. Tracy Penn, (1983-85).....	15.8
9. Wayne Robinson, (1975-77).....	15.6
10. Grady Hansen, (1979-83).....	15.2

### Field Goal Percentage (Career)

1. Brian Metz, (2006-10), 300-473.....	(.634)
2. Eric Henderson, (1996-00), 250-409.....	(.611)
3. Brett Cain, (2001-05), 427-733.....	(.583)
4. Matt Rathje, (2004-08), 323-559.....	(.578)
5. Matt VanVoorst, (1996-00), 269-475.....	(.566)
6. Greg Ryan, (1992-96), 238-421.....	(.565)
7. Jason Herlitzke, (1997-01), 288-513.....	(.561)
8. Dave Schneider, (1966-70), 467-840.....	(.556)
9. Wattie Rhoda, (1978-80), 268-486.....	(.551)
10. Vince Tillo, (1983-85), 220-402.....	(.547)

### Field Goal Percentage (Season)

1. Brian Metz, (2008-09), 142-210.....	(.676)
2. Matt Rathje, (2006-07), 137-207.....	(.662)
3. Eric Henderson, (1999-00), 121-187.....	(.647)
4. Brian Metz, (2009-10), 94-148.....	(.635)
5. Patrick Kurth, (2014-15), 147-234.....	(.628)
6. Bob Reeson, (1978-79), 137-219.....	(.626)
7. Jason Herlitzke, (2000-01), 164-265.....	(.619)
8. Brett Cain, (2004-05), 142-231.....	(.615)
9. Greg Ryan, (1993-94), 87-142.....	(.613)
10. Brett Cain, (2003-04), 175-288.....	(.608)

### Field Goals Made (Career)

1. Grady Hansen, 1979-83.....	832
2. Dennis Siefkes, 1969-73.....	652
3. Kendall Jacks, 2014-19.....	619
4. <b>Jordan Janssen, 2018-pres. ....</b>	<b>595</b>
5. Dean deBuhr, 1962-66.....	586
6. Brad Joens, 1997-01.....	550
7. Dean Elofson, 1966-70.....	539
8. Amry Shelby, 2009-13.....	535
9. Tyler Johnson, 1995-99.....	518
10. Craig Philipp, 1994-98.....	498

### Field Goals Made (Season)

1. Grady Hansen, 1981-82.....	289
2. Grady Hansen, 1980-81.....	280
3. Dennis Siefkes, 1971-72.....	267
4. Dean deBuhr, 1964-65.....	243
5. Wayne Robinson, 1976-77.....	242
6. Tracy Penn, 1984-85.....	236
7. John Redmond, 1975-76.....	232
8. Leon McRae, 1980-81.....	222
9. Grady Hansen, 1982-83.....	206
10. Dennis Siefkes, 1972-73.....	204

### Field Goals Made (Game)

1. Dennis Siefkes vs. Westmar (2/7/72).....	19
Dennis Siefkes vs. Southern St. (1/11/71).....	19
3. Dean deBuhr vs. Kearney St. (2/12/66).....	18
4. Rick Anderson vs. Peru State (1/27/76).....	17
Dean deBuhr vs. Neb. Wesleyan (2/6/65).....	17
6. Charlie Henderson vs. Peru St. (2/26/75).....	16
Dennis Siefkes vs. Briar Cliff (1/18/72).....	16
Bill Goodwin vs. Peru State (2/26/69).....	16
Larry Berres at Concordia (1/26/60).....	16
10. Eight different times.....	15
Most recently - Grady Hansen vs. Northwestern (12/4/81)	

### Field Goals Attempted (Career)

1. Grady Hansen, 1979-83.....	1,567
2. Dean deBuhr, 1962-66.....	1,369
3. Brad Joens, 1997-01.....	1,312
4. Kendall Jacks, 2014-19.....	1,217
5. Dennis Siefkes, 1969-73.....	1,209
6. Dean Elofson, 1966-70.....	1,208
7. Amry Shelby, 2009-13.....	1,150
8. <b>Jordan Janssen, 2018-pres. ....</b>	<b>1,113</b>
9. Dallas Hodges, 2003-07.....	1,074
10. Larry Coney, 1958-62.....	1,032

### Field Goals Attempted (Season)

1. Dean deBuhr, 1964-65.....	549
2. Grady Hansen, 1981-82.....	538
3. Grady Hansen, 1980-81.....	530
4. Dennis Siefkes, 1971-72.....	483
5. Tracy Penn, 1984-85.....	482
5. Wayne Robinson, 1976-77.....	482
7. John Redmond, 1975-76.....	476
8. Brad Edwards, 1981-82.....	470
9. Dean deBuhr, 1965-66.....	466
10. Rick Anderson, 1975-76.....	434


### Field Goals Attempted (Game)

1. Dean deBuhr vs. Kearney St. (2/12/66).....	36
2. Dennis Siefkes vs. Briar Cliff (1/18/72).....	34
Dean deBuhr vs. Neb. Wesleyan (2/6/65).....	34
4. Dennis Siefkes vs. Westmar (2/7/72).....	32
5. Rich Anderson vs. Kearney St. (1/20/76).....	30
6. Dean deBuhr at Peru State (2/1/64).....	29
7. Rich Anderson vs. Peru State (1/27/76).....	28
8. Charles Rachow vs. Westmar (1/9/61).....	26
9. Dave Schneider at Hastings (3/3/70).....	25
John Redmond vs. Westmar (1/28/75).....	25





# WILDCAT RECORD BOOK



Mike Fitzner  
(1994-97)



Craig Phillip  
(1994-98)

## Three-point Field Goals Made (Career)

1. Brad Joens, 1997-01 ..... 310
2. Bryce Caldwell, 2004-08 ..... 294
3. Mike Fitzner, 1994-97 ..... 259
4. Dusty Smith, 2002-06 ..... 209
5. Steve Dunbar, 1987-92 ..... 183
6. Scott Hurley, 1986-88 ..... 182
7. **Nate Mohr, 2018-pres. .... 181**
7. Jason Diaz, 1995-99 ..... 181
9. Kyle White, 1992-96 ..... 179
10. Derek Archer, 2001-05 ..... 176

## Three-point Field Goals Made (Season)

1. Scott Hurley, 1986-87 ..... 116
2. Bryce Caldwell, 2007-08 ..... 111
3. Bryce Caldwell, 2006-07 ..... 99
4. Mike Fitzner, 1996-97 ..... 98
5. Brad Joens, 1999-00 ..... 97
6. Brad Joens, 1998-99 ..... 96
7. Mike Fitzner, 1994-95 ..... 88
8. Derek Archer, 2003-04 ..... 77
9. Brad Starken, 2010-11 ..... 74
10. Mike Fitzner, 1995-96 ..... 73

## Three-Point Field Goals Made (Game)

1. Mike Fitzner vs. Rockhurst (2/26/97) ..... 11
2. Bryce Caldwell vs. St. Cloud State (1/2/06) ... 10
3. Bryce Caldwell at MSU Moorhead (1/19/07) ... 9
3. Brad Joens vs. Moorhead St. (1/4/2000) ... 9
3. Mike Fitzner vs. Southwest St. (2/11/95) ... 9
6. Trevin Joseph at Sioux Falls (1/4/19) ..... 8
6. Ryan Rolfzen vs. Crown College (11/19/13) ... 8
6. Bryce Caldwell at MSU Moorhead (2/22/08) ... 8
6. Mike Fitzner vs. NW Missouri (12/14/96) ... 8
6. Chad West vs. Colo. Mines (1/12/91) ..... 8

## 3-Point Field Goal Percentage (Game)

1. Brad Joens vs. Moorhead State ..... 1.000  
9-for-9 (Jan. 14, 2000)

## Consecutive 3-Point Field Goals Made

1. Brad Joens ..... 10  
1/8/00 vs. Southwest State, 1/14/00 vs. Moorhead State
1. Jason Diaz ..... 10  
1/2/99 at Rollins, 1/3/99 at Tampa

## Consecutive 3-Point Field Goals (Game)

1. Brad Joens vs. Moorhead State ..... 9  
9-for-9 (Jan. 14, 2000)

## Free Throw Percentage (Career)

1. **Alec Millender, 2020-pres, 106-125.... (.848)**
2. Amry Shelby, 2009-13, 381-450 ..... (.847)
3. Vance Jenssen, 2015-19, 227-273 ..... (.832)
4. Brad Starken, 2009-11, 138-166 ..... (.831)
5. **Nate Mohr, 2018-pres, 119-144..... (.826)**
6. Vontrell Seroyer, 2010-12, 124-151 ..... (.821)
7. Jordan Cornelius, 2014-18, 202-247 ..... (.818)
8. Leon McRae, 1979-81, 176-217 ..... (.811)
9. Matt Thomas, 2015-18, 205-253 ..... (.810)
10. Derek Archer, 2001-05, 123-152 ..... (.809)

## Free Throw Percentage (Season)

1. Amry Shelby, 2012-13, 87-93 ..... (.935)
2. Dusty Smith, 2003-04, 72-80 ..... (.900)
3. Jordan Cornelius, 2014-15, 53-59 ..... (.898)
4. Amry Shelby, 2010-11, 99-109 ..... (.881)
5. Vontrell Seroyer, 2011-12, 80-91 ..... (.879)
6. Dallas Hodges, 2006-07, 130-149 ..... (.872)
7. Vance Janssen, 2017-18, 52-60 ..... (.867)
- Brad Starken, 2010-11, 85-98 ..... (.867)
9. Derek Archer, 2003-04, 58-67 ..... (.866)
10. Rory Williams, 1999-00, 54-63 ..... (.857)
- Gary Billings, 1976-77, 60-70 ..... (.857)

## Free Throws Made (Career)

1. Larry Coney, 1958-62 ..... 525
2. Tyler Johnson, 1995-99 ..... 520
3. Todd Klostermann, 2000-05 ..... 385
4. Amry Shelby, 2009-13 ..... 381
5. Brett Cain, 2001-05 ..... 374
6. Craig Phillip, 1994-98 ..... 364
7. **Jordan Janssen 2018-pres. .... 356**
8. Dean deBuhr, 1962-66 ..... 320
9. Kendall Jacks, 2014-19 ..... 318
10. Dean Elofson, 1966-70 ..... 280

## Free Throws Made (Season)

1. Larry Coney, 1959-60 ..... 177
2. Tyler Johnson, 1997-98 ..... 165
3. Larry Coney, 1961-62 ..... 164
4. Larry Coney, 1960-61 ..... 161
5. Jordan Janssen, 2019-20 ..... 150
6. Brett Cain, 2003-04 ..... 138
7. Brett Cain, 2004-05 ..... 136
8. Tyler Johnson, 1998-99 ..... 135
8. Marques Wilson, 1988-89 ..... 135
8. Mark Olsen, 1977-78 ..... 135
8. Joe Peitzmeier, 1977-78 ..... 135

## Free Throws Made (Game)

1. Larry Coney vs. Kearney St. (1/12/62) ... 19-19
2. Tyler Johnson vs. Moorhead St. (1/10/96) .. 19-21
3. Dusty Smith vs. Winona State (2/19/05) . 17-20
4. Larry Coney vs. Kearney St. (1/9/60) ..... 16-17
5. Brett Cain at SMSU (2/27/04) ..... 15-19
6. Dallas Hodges vs. Morningside (1/8/07) .... 14-16
- Tyler Johnson vs. Minn. Morris (2/22/97) .. 14-16
8. Brett Cain vs. Minnesota Crookston (2/20/04) ... 14-19
- Brett Cain vs. MSU Moorhead (1/31/04) ... 14-19
10. Tyler Johnson vs. Morningside (11/20/98) .. 14-20

## Free Throws Attempted (Career)

1. Tyler Johnson, 1995-99 ..... 719
2. Larry Coney, 1958-62 ..... 699
3. Todd Klostermann, 2000-05 ..... 533
4. Brett Cain, 2001-05 ..... 507
5. Craig Phillip, 1994-98 ..... 501

6. **Jordan Janssen 2018-pres. .... 486**
7. Amry Shelby, 2009-13 ..... 450
8. Dean deBuhr, 1962-66 ..... 427
9. Dean Elofson, 1966-60 ..... 426
10. Dennis Siefkes, 1969-73 ..... 425

## Free Throws Attempted (Season)

1. Larry Coney, 1959-60 ..... 238
2. Larry Coney, 1960-61 ..... 215
3. Tyler Johnson, 1997-98 ..... 214
4. Jordan Janssen, 2019-20 ..... 209
5. Larry Coney, 1961-62 ..... 207
6. Marques Wilson, 1988-89 ..... 206
7. Brett Cain, 2003-04 ..... 187
7. Todd Klostermann, 2002-03 ..... 187
9. Mark Olsen, 1977-78 ..... 183
10. Eric Henderson, 1999-00 ..... 180

## Free Throws Attempted (Game)

1. Calvin Sprew vs. Mo. Southern (2/23/85) .... 24
2. Tyler Johnson vs. Moorhead St. (1/10/96) ... 21
3. Dusty Smith vs. Winona State (2/19/05) ... 20
- Tyler Johnson vs. Morningside (11/20/98). 20
5. Brett Cain at Southwest Minn. St. (2/27/04). 19
- Brett Cain vs. Minn. Crookston (2/20/04) .... 19
- Brett Cain vs. MSU Moorhead (1/31/04) ..... 19
- Larry Coney vs. Kearney State (1/12/62) ..... 19

## Free Throw Percentage (Game)

(Minimum 10 attempts)

1. Larry Coney (19-19) vs. Kearney St. (1/12/62) ..... 1.000
2. Leon McRae (14-14) vs. Chadron State (2/27/81) ..... 1.000
3. David Walters (12-12) at UMary (12/9/06) ..... 1.000
3. Todd Klostermann (12-12) at SDSU (12/28/04) ... 1.000
3. Steve Dunbar (12-12) vs. Dana College (1/6/90) ... 1.000
6. Amry Shelby (11-11) vs. Augustana (1/15/11) ..... 1.000
6. Jon Harvey (11-11) vs. Culver Stockton (12/31/72) .... 1.000
6. Larry Coney (11-11) at Southern State (12/13/60) ..... 1.000
9. nine tied at 10-10, last by Matt Thomas (2/4/17) ..... 1.000



**Amry Shelby (2009-13) ranked second in NCAA Division II in his senior season making 93.5 percent (87-93) of his free throws. He currently ranks fourth in career made free throws (381) and shot 84.6 percent from the line (381-450) in his career at Wayne State.**



# WILDCAT RECORD BOOK



## Rebounds (Career)

1. Larry Coney, (1958-62).....	969
2. Ron G. Jones, (1970-74).....	937
3. Dean Elofson, (1966-70).....	932
<b>4. Jordan Janssen, (2018-pres.).....</b>	<b>920</b>
5. Eric Henderson, (1996-2000).....	876
6. Todd Klostermann, (2000-05).....	744
7. Dennis Siefkes, (1969-73).....	732
8. Mike McNamara, (1985-89).....	698
9. Paul Emanuel, (1966-70).....	691
10. Grady Hansen, (1979-83).....	687

## Rebounding Average -- Career

1. David Allen, (1991-93).....	12.7
2. Larry Coney, (1958-62).....	9.9
3. Ron G. Jones, (1970-74).....	9.5
4. Dean Elofson, (1966-70).....	8.8
5. Dennis Siefkes, (1969-73).....	8.0
6. Eric Henderson, (1996-00).....	7.6
7. Paul Emanuel, (1966-70).....	6.9
8. Todd Klostermann, (2000-05).....	6.4
9. Mike McNamara, (1985-89).....	5.5
10. Grady Hansen, (1979-83).....	5.4

## Rebounds (Season)

1. David Allen, (1991-92).....	362
2. Eric Henderson, (1999-2000).....	352
3. Larry Coney, (1961-62).....	351
4. Marques Wilson, (1988-89).....	333
5. John Redmond, (1975-76).....	327
6. Jordan Janssen, (2019-20).....	322
7. Dean Elofson, (1969-70).....	289
8. Brett Spiker, (2009-10).....	287
9. David Allen, (1992-93).....	283
9. Paul Emanuel, (1969-70).....	283

## Rebounding Average -- Season

1. Larry Coney, (1961-62).....	13.5
2. Marques Wilson, (1988-89).....	13.2
3. John Redmond, (1975-76).....	13.1
4. David Allen, (1991-92).....	12.9
5. Eric Henderson, (1999-00).....	11.0
6. Dennis Siefkes, (1971-72).....	11.0
7. David Allen, (1992-93).....	10.9
8. Dean Elofson, (1969-70).....	10.0
9. Brett Spiker, (2009-10).....	9.9
10. Paul Emanuel, (1969-70).....	9.8

## Rebounds (Game)

1. Larry Coney vs. Kearney St. (1/12/62).....	29
2. R.G. Jones vs. Chadron State (1/11/73).....	25
John Redmond vs. Midland (12/29/75).....	25
4. David Allen vs. Quincy (3/4/92).....	24
5. Pat McKay vs. Fort Hays (2/4/77).....	23
6. Larry Coney vs. Concordia (12/10/60).....	22
7. Jordan Janssen vs. Upper Iowa (12/6/19).....	21
David Allen vs. NW Mo. State (2/15/93).....	21
David Allen vs. Olivet Nazarene (1/30/92).....	21
David Allen vs. NW Okla. St. (1/4/92).....	21
Dennis Siefkes vs. Briar Cliff (1/18/72).....	21
Dean Elofson vs. Peru State (2/26/69).....	21
Bill Goodwin vs. Neb. Wesleyan (12/9/67).....	21

## Assists (Career)

1. Tyler Johnson, (1995-99).....	610
2. Billy Patterson, (1991-95).....	377
3. Curt Woodin, (1994-97).....	351
4. Dusty Smith, (2002-06).....	336
5. Vance Janssen, (2015-19).....	289
6. Brad Joens, (1997-2001).....	282
7. Vincent White, (1985-87).....	272
8. Steve Dunbar, (1987-92).....	242
9. Kendall Jacks, (2014-19).....	241
10. Amry Shelby, (2009-13).....	236

## Assists (Season)

1. Tyler Johnson, (1997-98).....	184
2. Tyler Johnson, (1998-99).....	172
3. Tyler Johnson, (1996-97).....	170
4. Joe Peitzmeier, (1977-78).....	160
5. Brad Edwards, (1981-82).....	150
6. Vincent White, (1986-87).....	149
7. Curt Woodin, (1995-96).....	142
8. Billy Patterson, (1994-95).....	139
8. Jamar Diggs, (2007-08).....	139
10. Tracy Penn, (1984-85).....	130

## Assists (Game)

1. Todd Dusenberry vs. S.D. Tech (12-8-90).....	15
2. Tyler Johnson vs. Rockhurst (1-31-98).....	13
Curt Woodin vs. Bemidji State (2-3-96).....	13
Vincent White vs. Mo. Western (12-3-86).....	13
5. Tyler Johnson vs. Briar Cliff (1-27-99).....	12
6. set six different times.....	11
Most recently: Tyler Johnson vs. Lake Superior State (11-27-98)	

## Blocked Shots (Career)

<b>1. Ben Dentlinger, 2017-22.....</b>	<b>172</b>
<b>2. Jordan Janssen, 2018-pres. ....</b>	<b>113</b>
3. Eric Henderson, 1996-2000.....	100
4. Brett Cain, 2001-05.....	75
5. Jonathan Thomas, 2005-09.....	72
6. Greg Ryan, 1992-96.....	60
7. Eric Johnson, 2004-08.....	58
8. Jordan Cornelius, 2014-18.....	53
8. Jon Dolliver, 1997-2000.....	53
10. Byron Haas, 1986-88.....	51

## Blocked Shots (Season)

1. Ben Dentlinger, 2018-19.....	47
<b>2. Ben Dentlinger, 2021-22.....</b>	<b>45</b>
3. Jordan Janssen, 2019-20.....	42
4. Ben Dentlinger, 2019-20.....	40
5. Byron Haas, 1986-87.....	37
6. Ben Dentlinger, 2020-21.....	35
7. Jordan Janssen, 2018-19.....	34
7. Jonathan Thomas, 2008-09.....	34
7. Kevin Williams, 1986-87.....	34
10. Sean Thurston, 2007-08.....	33

## Blocked Shots (Game)

1. Sean Thurston at Northern State (2/1/08).....	6
1. Nate Parks vs. Northern State (11/20/93).....	6
1. Byron Haas at Emporia State (1/24/87).....	6
4. Ben Dentlinger at SMSU (2/12/21).....	5
4. Jordan Janssen vs. Upper Iowa (1/23/21).....	5

4. Jordan Janssen vs. Sioux Falls (1/3/20).....	5
4. Jordan Janssen vs. Upper Iowa (12/6/19).....	5
4. Ben Dentlinger vs. Univ. of Mary (2/27/19).....	5
4. Ben Dentlinger vs. Neb. Kearney (11/27/18).....	5
4. Jonathon Thomas at SMSU (1/24/09).....	5
4. Sean Thurston vs. Bemidji State (1/25/08).....	5
4. Byron Haas at Missouri Western (1/13/87).....	5

## Steals (Career)

1. Billy Patterson, (1991-95).....	184
2. Vance Janssen, (2015-19).....	165
3. Eric Henderson, (1996-2000).....	160
4. Jon Dolliver, (1996-2000).....	147
5. Vincent White, (1985-87).....	144
6. Amry Shelby, (2009-13).....	142
7. Tracy Penn, (1983-85).....	136
8. Tyler Johnson, (1995-99).....	135
9. Dusty Smith, (2002-06).....	126
10. Mike McNamara, (1985-89).....	122

## Steals (Season)

1. Tracy Penn, 1984-85.....	78
2. Vincent White, 1986-87.....	74
3. Vincent White, 1985-86.....	70
4. Billy Patterson, 1993-94.....	69
5. Jon Dolliver, 1999-00.....	60
5. Eric Henderson, 1999-00.....	60
7. Tracy Penn, 1983-84.....	58
8. Jamar Diggs, 2007-08.....	57
9. LaTroy Wright, 2012-13.....	50
10. Vance Janssen, 2016-17.....	49

## Steals (Game)

1. Eric Henderson at Minn. Duluth (1/22/00).....	7
1. Vincent White at Emporia State (2/21/86).....	7
1. Vincent White vs. Peru State (11/25/86).....	7
4. Eric Henderson at Augustana (12/1/99).....	6
4. Billy Patterson at SMSU (2/12/94).....	6
4. Vincent White vs. Chadron State (2/19/86).....	6
4. Tracy Penn vs. Peru State (11/20/84).....	6
4. Tracy Penn vs. Chadron State (2/21/84).....	6
9. Six different times.....	5
Most recently - LaTroy Wright vs. Augustana (1/15/13)	



# WILDCAT RECORD BOOK



## Points

1. 2,753.....	1999-00
2. 2,734.....	1976-77
3. 2,653.....	1977-78
4. 2,524.....	1981-82
5. 2,514.....	1982-83
6. 2,504.....	1983-84
7. 2,473.....	2018-19
8. 2,450.....	1986-87
9. 2,417.....	1980-81
9. 2,417.....	1996-97

## Points Per Game

1. 91.1 (2,734 in 30 games).....	1976-77
2. 88.4 (2,653 in 30 games).....	1977-78
3. 86.3 (2,417 in 28 games).....	1996-97
3. 86.3 (1,898 in 22 games).....	1965-66
5. 86.0 (2,753 in 32 games).....	1999-00
6. 85.0 (2,125 in 25 games).....	1975-76
7. 83.9 (2,267 in 27 games).....	1967-68
8. 82.4 (2,225 in 27 games).....	1968-69
9. 83.3 (2,387 in 29 games).....	1969-70
10. 81.0 (1944 in 24 games).....	1974-75

## Most Points in Single Game

1. 137 (137-38)..... vs. York College, 11/19/94
2. 127 (127-60)..... vs. Peru State, 2/26/75
3. 123 (123-73)..... at Hastings College, 3/3/70
4. 119 (119-63) .. vs. Minn. Crookston, 1/15/00
5. 118 (118-111OT) .at Minn. Crookston, 1/17/04
6. 118 (118-100) ..... vs. Kearney State, 2/5/77
7. 117 (117-118/2OT).... at Kearney St. 1/20/76
8. 116 (116-46) ..... vs. Neb. Christian, 12/6/03
9. 116 (116-83) ..... vs. Westmar, 2/7/72
10. 114 (114-11)..... Pierce HS, 1916

## Field Goals Made

1. 1,062.....	1983-84
2. 1,060.....	1976-77
3. 1,050.....	1981-82
4. 1,044.....	1982-83
5. 1,017.....	1977-78
5. 1,017.....	1980-81
6. 975.....	1984-85
7. 959.....	1999-00
8. 948.....	1986-87
9. 937.....	1969-70
10. 926.....	2018-19

## Field Goals Attempted

1. 2,451.....	1976-77
2. 2,404.....	1977-78
3. 2,305.....	1983-84
4. 2,257.....	1982-83
5. 2,229.....	1981-82
6. 2,136.....	1980-81
7. 2,010.....	1986-87
8. 2,000.....	1975-76
9. 1,995.....	1984-85
10. 1,977.....	1969-70

## Field Goal Percentage

1. .495 (708-1429).....	2009-10
2. .494 (959-1943).....	1999-00
3. .489 (975-1995).....	1984-85
4. .487 (759-1558).....	2003-04
5. .483 (926-1918).....	2018-19
6. .482 (863-1792).....	1967-68
7. .478 (747-1563).....	1998-99
8. .476 (1017-2136).....	1980-81
8. .476 (749-1573).....	1965-66
10. .475 (871-1835).....	1978-79

## Free Throws Made

1. 619.....	1977-78
2. 614.....	1976-77
3. 569.....	1999-00
4. 560.....	1959-60
5. 541.....	1967-68
6. 523.....	1998-99
7. 513.....	1969-70
8. 509.....	1989-90
9. 506.....	1996-97
10. 501.....	1997-98

## Free Throws Attempted

1. 869.....	1976-77
2. 862.....	1977-78
3. 784.....	1967-68
4. 771.....	1999-00
5. 769.....	1996-97
6. 763.....	1959-60
7. 748.....	1969-70
8. 729.....	1998-99
9. 717.....	1989-90
10. 707.....	1997-98

## Free Throw Percentage

1. .775 (517-667).....	2004-05
2. .763 (408-535).....	2018-19
3. .762 (435-571).....	2016-17
3. .762 (500-656).....	2003-04
5. .757 (451-596).....	2000-01
6. .747 (399-534).....	2010-11
7. .738 (569-771).....	1999-00
8. .734 (560-763).....	1959-60
9. .733 (344-469).....	2012-13
10. .731 (380-520).....	2017-18

## Three-Point Field Goals Made

1. 266.....	1999-00
2. 256.....	1995-96
3. 226.....	1998-99
4. 224.....	2000-01
5. 223.....	1996-97
6. 217.....	2016-17
7. 215.....	2003-04
8. 213.....	2018-19
9. 207.....	2017-18
10. 206.....	2004-05

## Three-Point Field Goals Attempted

1. 672.....	1995-96
2. 647.....	1999-00
3. 613.....	1996-97
4. 606.....	2018-19
5. 601.....	2014-15
6. 587.....	2016-17
7. 581.....	2000-01
8. 577.....	2019-20
9. 575.....	2017-18
10. 569.....	2015-16

## Three-Point Field Goal Percentage

1. .435 (215-494).....	2003-04
2. .426 (162-380).....	1986-87
3. .415 (206-496).....	2004-05
4. .411 (266-647).....	1999-00
5. .401 (174-434).....	1990-91
6. .399 (226-566).....	1998-99
7. .391 (157-402).....	2009-10
8. .386 (224-581).....	2000-01
9. .381 (256-672).....	1995-96
10.377 (189-501).....	2012-13

## Three-Point Field Goals Made (Game)

1. 18 vs. Nebraska Christian .....	12-6-03
2. 16 vs. Northern State.....	1-31-96
3. 15 vs. MSU Moorhead.....	1-7-06
3. 15 vs. St. Cloud State.....	1-2-06
3. 15 vs. Minnesota Crookston .....	1-15-00
3. 15 vs. Rockhurst College.....	2-26-97
3. 15 vs. Colorado School of Mines.....	1-12-91
8. 14 vs. Eastern New Mexico .....	11-26-16
8. 14 at MSU Moorhead .....	1-19-07
8. 14 at Bemidji State .....	2-3-96

## Rebounds

1. 1,482.....	1969-70
2. 1,426.....	1982-83
3. 1,410.....	1976-77
4. 1,385.....	1961-62
5. 1,378.....	1977-78
6. 1,362.....	1981-82
7. 1,323.....	1968-69
8. 1,301.....	1983-84
9. 1,294.....	1972-73
10. 1,292.....	1958-59

## Assists (since 1977-78)

1. 637.....	1986-87
2. 555.....	1999-00
3. 541.....	1983-84
4. 518.....	1981-82
5. 514.....	1977-78
6. 507.....	1996-97
7. 506.....	1996-97
8. 491.....	1985-86
9. 467.....	1993-94
10. 457.....	1998-99

## Steals (since 1983-84)

1. 282.....	1983-84
2. 276.....	1986-87
3. 272.....	1985-86
4. 270.....	1999-00
5. 246.....	1996-97
6. 234.....	2012-13
7. 225.....	2018-19
8. 221.....	1987-88
9. 219.....	2010-11
10. 216.....	1979-80

## Blocked Shots (since 1983-84)

1. 140.....	2018-19
2. 115.....	2019-20
3. 99.....	2007-08
4. 98.....	2021-22
5. 93.....	1983-84
6. 87.....	1986-87
7. 81.....	1999-00
8. 77.....	2002-03
9. 77.....	2012-13
10. 76.....	1998-99

**NOTE:** Statistics kept from 1958-59 to present, except where indicated.





# WILDCAT RECORD BOOK



## MISCELLANEOUS TEAM RECORDS

### Most Wins in a Season:

1. 26 (26-6).....	1999-2000
2. 24 (24-3).....	1967-68
3. 23 (23-5).....	1998-99
3. 23 (23-6).....	1969-70
3. 23 (23-4).....	1968-69
6. 21 (21-10).....	2018-19
6. 21 (21-7).....	1996-97
8. 20 (20-7).....	1997-98
9. 19 (19-7).....	1959-60
10. 18 (18-12).....	1976-77
10. 18 (18-8).....	1961-62

### Consecutive Wins:

1. 17 (Nov. 20, 1998-Feb. 6, 1999)
2. 15 (Jan. 28, 2000-March 10, 2000)
3. 13 (Feb. 1, 1997-Nov. 21, 1997)
4. 12 (Dec. 6, 1968-Jan. 23, 1969)
4. 12 (1924-25 season/dates N/A)
6. 11 (Dec. 9, 1969-Jan. 16, 1970)
6. 11 (Jan. 26, 1960-Feb. 29, 1960)
6. 11 (last 3 games of 1936, first 8 games of 1937/dates N/A)
9. 10 (1956-57 season/dates N/A)
10. 9 done six times -  
most recently (Nov. 13, 2018-Dec. 16, 2018)

### Consecutive Home Wins (Overall):

- 35, (Dec. 30, 1967 - Nov. 24, 1970)
- 25, (Jan. 13, 1996 - Dec. 2, 1997)
- 17, (Jan. 31, 1998 - March 5, 1999)

### Consecutive Home Wins (Season):

- 15, 1999-2000 (15-0)
- 14, 1996-97 (14-0)
- 13, 1998-99 (13-1)
- 13, 1969-70 (13-0)
- 13, 1968-69 (13-0)

**Highest Winning Pct.:** .889, 1967-68 (24-3)

**Most Wins (2 years):** 49, 1998-99 (23-5)  
and 1999-2000 (26-6)

**Most Wins (3 years):** 70, 1967-68 (24-3),  
1968-69 (23-4) and 1969-70 (23-6)

**Most Wins (4 years):** 90, 1996-97 (21-7),  
1997-98 (20-7), 1998-99 (23-5) ..and 1999-  
2000 (26-6)

### Consecutive 20-win seasons:

- 4, 1996-97 (21), 1997-98 (20), 1998-99 (23)  
and 1999-2000 (26)

### Highest National Ranking:

- No. 3, Feb. 1 & Feb. 8, 1999  
(Division II Bulletin)

### Highest Final National Ranking:

- No. 11, 1998-99 (Division II Bulletin)

### Fewest Losses (min. 20 games):

- 3, 1967-68 (24-3)



***The 1998-99 Wildcat men's basketball team won a school-record 17 straight games and went on to host the 1999 NCAA Division II North Central Region Tournament in Rice Auditorium.***



# ALL-TIME AWARD WINNERS



## All-NSIC First Team

2021-22	Justin Eagins
2018-19	Kendall Jacks
2012-13	Amry Shelby
2011-12	Amry Shelby
2009-10	Brett Spiker
2007-08	Bryce Caldwell
2004-05	Brett Watson
2003-04	Brett Cain
2002-03	Todd Klostermann
2000-01	Brad Joens
2000-01	Jason Herlitzke
1999-00	Jon Doliver
1999-00	Eric Henderson
1999-00	Brad Joens

## All-NSIC South Division First Team

2020-21	Jordan Janssen
---------	----------------

## All-NSIC Second Team

2021-22	Jordan Janssen
2019-20	Jordan Janssen
2018-19	Trevin Joseph
2016-17	Kendall Jacks
2010-11	Amry Shelby
2008-09	Jon Thomas
2008-09	Brian Metz
2007-08	Jamar Diggs
2006-07	Bryce Caldwell
2005-06	Dallas Hodges
2004-05	Brett Cain

## All-NSIC South Division Second Team

2020-21	Nate Mohr
---------	-----------

## All-NSIC Third Team

2006-07	Matt Rathje
2005-06	Dusty Smith
2004-05	Todd Klostermann

## All-NSIC Honorable Mention

2018-19	Vance Janssen
2017-18	Kendall Jacks
2001-02	Todd Klostermann
2000-01	Nathan Mulder

## All-NSIC South Division Honorable Mention

2020-21	Alec Millender
---------	----------------

## All-NSIC South Division Player of the Year

2020-21	Jordan Janssen
---------	----------------

## All-NSIC South Division Freshman of the Year

2020-21	Justin Eagins
---------	---------------

## NSIC Coach of the Year

1999-00	Greg McDermott
---------	----------------

## NSIC South Division Coach of the Year

2020-21	Jeff Kaminsky
---------	---------------

## NSIC All Tournament Team

2008-09	Jamar Diggs
2001-02	Jason Herlitzke
2000-01	Eric Henderson
2000-01	Brad Joens

## NABC North Central District Coach of the Year

1989-99	Greg McDermott
---------	----------------

## All North Central Region All-Tournament Team

1999-00	Jon Dolliver
1999-00	Eric Henderson
1998-99	Tyler Johnson

## NABC/Chevrolet-Silverado All-America First Team

1998-99	Tyler Johnson
---------	---------------

## Division II Bulletin All-American Second Team

1998-99	Tyler Johnson
---------	---------------

## Division II Bulletin All-American Honorable Mention

2000-01	Brad Joens
1991-92	David Allen

## NABC/All-Central Region First Team

2020-21	Jordan Janssen
---------	----------------

## NABC/North Central Region First Team


1998-99	Tyler Johnson
---------	---------------

## NABC/Oldsmobile All-North Central Region Second Team

1999-00	Brad Joens
---------	------------

## NABC/Chevrolet-Chevy Trucks All-North Central District Second Team

1997-98	Tyler Johnson
---------	---------------



*Kendall Jacks (2014-19) ended his Wildcat career as the #2 scorer all-time and was a three-time All NSIC selection.*



# ALL-TIME AWARD WINNERS



## NAIA All-American Honorable Mention

1969-70	Dave Schneider
1969-70	Bill Goodwin
1968-69	Dean Elofson
1961-62	Larry Coney

## All-NAIA District 11 First Team

1988-89	Marques Wilson
1987-88	Scott Hurley
1986-87	Scott Hurley
1985-86	Russ Rosenquist
1984-85	Tracy Penn
1984-85	Calvin Sprew
1981-82	Grady Hansen
1980-81	Grady Hansen
1978-79	Bob Reeson
1977-78	Mark Olsen
1976-77	Wayne Robinson
1975-76	Johnny Redmond
1975-76	Rick Anderson

## All-NAIA District II Honorable Mention

1989-90	Eric Priebe
1989-90	Steve Dunbar
1988-89	Steve Dunbar
1988-89	Mike McNamara
1987-88	Mike McNamara
1986-87	Vincent White
1985-86	Vincent White
1983-84	Vince Tillo
1978-79	Zake Lorick

## All-CSIC First Team

1987-88	Scott Hurley
1986-87	Scott Hurley
1984-85	Tracy Penn
1981-82	Grady Hansen
1980-81	Grady Hansen
1979-80	Willie Summers
1977-78	Mark Olsen
1976-77	Wayne Robinson

## All-CSIC Honorable Mention

1986-87	Vincent White
1985-86	Russ Rosenquist
1985-86	Vincent White
1984-85	Calvin Sprew
1984-85	Vince Tillo
1983-84	Tracy Penn
1980-81	Al Jones
1980-81	Leon McRae
1979-80	Zake Lorick
1979-80	Leon McRae
1979-80	Wattie Rhoda
1978-79	Zake Lorick
1978-79	Wattie Rhoda
1978-79	Willie Summers
1978-79	Bob Reeson
1977-78	Lennie Adams
1977-78	Dale Meyer

## All-NAC First Team

1984-85	Tracy Penn
1984-85	Calvin Sprew
1983-84	Tracy Penn

## All-NAC Honorable Mention

1984-85	Vince Tillo
1983-84	Calvin Sprew
1983-84	Vince Tillo

## All-NCC First Team

1969-70	Dave Schneider
1969-70	Bill Goodwin
1968-69	Dean Elofson
1967-68	Bob Strathman
1966-67	Bob Strathman
1962-63	Ron Jones
1961-62	Larry Coney
1959-60	Ron Raver
1956-57	Erik Radke
1956-57	Jim Whitney
1953-54	Roger Higgins
1952-53	Carl "Moose" Johnson

## All-NCC Honorable Mention

1962-63	Denny Johnson
1956-57	Kingsley Miner
1956-57	Larry Buhl
1956-57	Jerry Wisnieski

## Omaha World Herald Nebraska College

### Athlete of the Year

1964-65	Dean deBuhr
---------	-------------

## Lincoln Journal Star Nebraska College

### Athlete of the Year

1964-65	Dean deBuhr
---------	-------------

## Number One Man NCC

1953-54	Roger Higgins
---------	---------------

## All-NIAA First Team

1942-43	Harold Fitch
1942-43	Del Riessen
1938-39	Russell Bradford
1937-38	Red Lingenfelter
1937-38	Ervin Retzlaff
1935-36	Cecil Lingenfelter
1933-34	"Moose" Paul
1932-33	"Moose" Paul
1929-30	Roy Langfeldt
1929-30	"Giant" Schwartz

## All-NIAA Second Team

1933-34	Otis Decker
---------	-------------

## All-NIAA Honorable Mention

1938-39	Clarence Marshall
1938-39	Harold Rembold
1935-36	Harry Smith

## All-Nebraska First Team

1938-39	Russell Bradford
1925-26	Guy Best
1924-25	Guy Best
1923-24	Guy Best
1922-23	Guy Best

## All-Nebraska Honorable Mention

1923-24	Bon Moran
1922-23	Les Rogers





# ACADEMIC AWARD WINNERS



## NSIC All-Academic Team of Excellence

2020-21	Henry Penner
2018-19	Vance Janssen
2018-19	Luke TerHark

## NSIC All-Academic Team

2021-22	Ben Dentlinger
2021-22	Jordan Janssen
2021-22	Nate Thayer
2020-21	Ben Dentlinger
2020-21	Jordan Janssen
2020-21	Nate Thayer
2019-20	Ben Dentlinger
2019-20	Jordan Janssen
2019-20	Nate Thayer
2018-19	Ben Dentlinger
2017-18	Dovydas Burneika
2017-18	Jordan Cornelius
2017-18	Brian Goodwin
2017-18	Vance Janssen
2017-18	Luke TerHark
2017-18	Matt Thomas
2017-18	JJ Zumbrennen
2016-17	Dovydas Burneika
2016-17	Jordan Cornelius
2016-17	Brian Goodwin
2016-17	Vance Janssen
2016-17	Matt Thomas
2016-17	JJ Zumbrennen
2015-16	David Andersen
2015-16	Dovydas Burneika
2015-16	Jordan Cornelius
2015-16	JJ Zumbrennen
2014-15	David Andersen
2014-15	Jordan Holdsworth
2014-15	Patrick Kurth
2013-14	Tyler Bauschek
2013-14	Patrick Kurth
2013-14	Ryan Rolfzen
2012-13	Adol Aluong
2012-13	Tyler Bauschek
2012-13	Patrick Kurth
2012-13	Ryan Rolfzen
2012-13	Amry Shelby
2011-12	Adol Aluong
2011-12	Tyler Bauschek
2011-12	Ryan Rolfzen
2011-12	Amry Shelby
2010-11	Elijah Miller
2010-11	Amry Shelby
2009-10	Elijah Miller
2009-10	Brian Metz
2009-10	Brett Spiker
2008-09	Brian Metz
2007-08	Jamar Diggs
2007-08	Brian Metz
2007-08	Matt Rathje
2006-07	Matt Rathje
2006-07	David Walters
2005-06	Dusty Smith
2005-06	Matt Rathje
2004-05	Troy Malone
2004-05	Dusty Smith
2004-05	Brett Watson
2003-04	Tim Gesell
2003-04	Kevin Kobs
2003-04	Troy Malone
2003-04	Travis Maloley

## NSIC All-Academic Team (cont.)

2003-04	Dusty Smith
2003-04	Colin Tague
2003-04	Brett Watson
2002-03	Tim Gesell
2002-03	Colin Tague
2002-03	Brett Watson
2001-02	Tim Gesell
2001-02	Kevin Kobs
2000-01	Jason Herlitzke
2000-01	Brad Joens
2000-01	Kevin Lingenfelter
2000-01	Nathan Mulder

## CSIC All-Academic

1984-85	John Thomsen
---------	--------------

## Capital One Academic

### All-District VII First Team

2014-15	Patrick Kurth
2013-14	Ryan Rolfzen

## ESPN the Magazine Academic

### All-District VII Second Team

2009-10	Brian Metz
2008-09	Brian Metz

## ESPN the Magazine Academic

### All-District VII Third Team

2005-06	Dusty Smith
---------	-------------

## Verizon Academic All-District VII

### Second Team

2000-01	Brad Joens
2000-01	Nathan Mulder

## NSIC Myles Brand All-Academic

### With Distinction Award

2017-18	Brian Goodwin
2017-18	Matt Thomas
2017-18	JJ Zumbrennen
2015-16	David Andersen
2013-14	Tyler Bauschek
2013-14	Ryan Rolfzen



*Brian Metz was a two-time ESPN The Magazine Academic All-District selection as a junior and senior (2008-10)*



# **100-POINT GAMES**



## Wayne State's 100-Point Games (80-5)

Date	Opponent	Result	Score	Date	Opponent	Result	Score
1915-16	Pierce	W	114-11	2/15/78	Midland	W	102-88
1953-54	Morningside	W	104-98	2/21/78	Chadron State	W	100-97
1/26/60	Concordia	W	102-83	2/3/79	Fort Hays	W	100-77
2/13/60	Doane	W	113-96	12/28/83	Midland	W	108-94
12/14/61	Doane	W	103-61	2/14/84	Bellevue College	W	104-73
1/26/62	Doane	W	101-61	11/18/86	Dana College	W	101-85
2/16/63	Kearney State	W	109-82	11/24/87	Dana College	W	102-89
2/24/64	Peru State	W	101-98	11/28/87	Western Montana	L	103-114
11/30/65	Dana College	W	107-94	11/21/89	Dana College	W	113-104
12/29/65	Mayville State	W	105-97	12/11/89	Alaska-Fairbanks	L	102-112
2/12/66	Kearney State	W	109-82	1/5/90	Dana College	W	108-99
2/21/66	Southern State	W	106-74	1/30/90	Sioux Falls	W	100-74
2/4/67	Nebraska Wesleyan	W	111-96	12/7/90	Chadron State	W	100-86
2/10/68	Kearney State	W	112-69	12/8/90	South Dakota Tech	W	109-96
2/21/68	Peru State	W	100-67	1/12/91	Colorado Mines	W	105-69
11/30/68	Southern State	W	103-64	1/27/91	Colorado Mines	W	100-76
2/24/69	Southern State	W	107-81	12/6/91	Wisconsin-Parkside	W	100-66
11/25/69	Southern State	W	107-59	12/8/93	Morningside	W	102-99
1/9/70	Kearney State	W	100-83	11/19/94	York College	W	137-38
3/4/70	Hastings	W	123-73	1/20/96	Nebraska Kearney	W	103-91
12/29/71	Sioux Falls	W	101-84	1/31/96	Northern State	W	100-93
2/7/72	Westmar	W	116-83	2/3/96	Bemidji State	W	100-91
12/29/72	Missouri Valley	W	107-69	2/10/96	Briar Cliff	W	106-74
1/21/73	Peru State	W	102-91	1/7/97	Nebraska Christian	W	101-34
1/26/73	Mount Marty	W	107-77	2/22/97	Minnesota Morris	W	102-83
12/11/73	Winona	W	102-88	2/26/97	Rockhurst	W	104-102
12/3/74	Dana College	W	105-63	11/25/97	St. Mary (Kan.)	W	108-53
1/28/75	Westmar	W	109-80	2/19/98	Midland	W	104-62
2/26/75	Peru State	W	127-60	12/11/98	Rockford	W	110-82
12/9/75	Dakota Wesleyan	W	103-87	12/18/99	Grandview	W	106-57
1/20/76	Kearney State	(2OT) L	117-118	1/15/00	Minnesota Crookston	W	119-63
2/21/76	Hastings	L	101-109	2/18/00	Minnesota Crookston	W	107-68
2/25/76	Peru State	W	111-71	2/29/00	Minnesota Morris	W	100-63
11/23/76	Northwestern	W	102-85	11/25/03	York College	W	101-85
12/14/76	Midland	W	113-85	12/6/03	Nebraska Christian	W	116-46
1/28/77	Emporia State	W	100-84	1/17/04	Minnesota Crookston	W	118-111
2/5/77	Kearney State	W	118-100	1/8/10	at Minnesota Duluth (2OT)	W	111-104
2/16/77	Midland	W	101-86	1/17/17	Barclay College	W	100-58
2/22/77	Peru State	W	101-76	11/15/18	Nebraska Christian	W	101-52
11/29/77	Peru State	W	102-89	1/10/20	at Winona State (3OT)	W	102-97
12/10/77	Hastings	L	106-110				
1/10/78	Peru State	W	110-107				
1/27/78	Fort Hays	W	112-92				
1/28/78	Kearney State	W	106-88				
2/10/78	Fort Hays	W	109-104				



# WILDCAT ALL-TIME HISTORY



**1911-12**

**Head Coach Edward Huntermer  
(4-0)**

H Wayne City.....	W 18-13
H Wayne City.....	W 22-11
@ Pierce HS.....	W 19-13
H Bancroft.....	W 24-5

**1912-13**

**Head Coach Edward Huntermer  
(9-1)**

Omaha U.....	W 28-18
@ Wausa.....	W 27-12
Wayne Athletic Assn.....	W 22-6
H Morningside Academy.....	W 42-10
H Columbus YMCA.....	W 35-24
H Sioux City YMCA.....	L 14-15
H Wayne A. A.....	W 31-27
H Pierce.....	W 18-16
Bancroft.....	W 36-8
@ Crofton.....	W 30-21

**1913-14**

**Head Coach Clyde U. Keckley  
(7-4)**

H Pierce H.S.....	W 35-16
@ Concord.....	W 57-32
H Genoa.....	W 43-28
@ Pierce.....	L 19-39
H Dana.....	W 27-26
@ Western Union.....	L 18-23
H Bellevue College.....	L 28-35
@ Genoa.....	L 23-29
H Sioux City Journal.....	W 52-9
@ Bellevue College.....	W 23-20
H Western Union.....	W 43-27

**1914-15**

**Head Coach Clyde U. Keckley  
(6-3)**

H Sioux City Journal.....	W 44-29
@ Western Union.....	W 25-13
@ Bellevue College.....	W 21-19
@ Cotner.....	L 18-21
@ Omaha U.....	L 21-39
H Cotner.....	L 15-16
H Bellevue College.....	W 17-12
H Creighton Law.....	W 28-22
H Western Union.....	W 29-16

**1915-16**

**Head Coach John Gross  
(3-3)**

@ Crofton Town.....	L 20-21
@ Pierce Town.....	L 24-33
H Morningside.....	L 18-26
H Western Union.....	W 31-20
H Wayne Commercials.....	W 42-21
H Pierce.....	W 114-11

**1919-20**

**Head Coach A.C. Serfling  
(9-3)**

@ Dana College.....	W 31-19
H Dana College.....	W 42-24
@ Nebraska Wesleyan.....	L 18-36
@ Kearney State.....	L 12-13
@ Seward.....	W 39-14
@ Buena Vista.....	W 40-19
@ Western Union.....	W 21-14
@ Trinity.....	W 23-18
H Peru State.....	L 21-34
H Chadron.....	W 39-18
H Kearney State.....	W 38-15
H Western Union.....	W 32-12

**1920-21**

**Head Coach Talmadge Marston  
(1-11)**

@ Cotner.....	L 9-40
@ Nebraska Wesleyan.....	L 20-26
H Cotner.....	L 12-25
H Doane.....	L 16-25
@ Midland.....	L 13-29
@ Doane.....	L 13-34
H Omaha U.....	L 23-36
H Nebraska Wesleyan.....	L 17-35
@ Dana College.....	L 12-23
H Western Union.....	L 5-29
H Western Union.....	
H Dana College.....	W 40-18

**1921-22**

**Head Coach Fred G. Dale  
(0-4)**

Midland.....	L 18-63
Cotner.....	L 7-57
Cotner.....	L 13-55
H Chadron.....	L 14-35

**1922-23**

**Head Coach Fred G. Dale  
(5-7)**

H Yankton.....	L 24-31
@ Cotner.....	L 21-22
@ Peru State.....	L 16-26
@ Midland.....	W 29-20
H Cotner.....	L 14-19
H Doane.....	L 25-31
@ Chadron.....	L 16-21
@ Chadron.....	W 11-6
H Midland.....	W 33-6
H Chadron.....	W 27-24
H Peru State.....	L 10-33
H Western Union.....	W 39-24

**1923-24**

**Head Coach Fred G. Dale  
(11-3)**

H Yankton.....	W 20-19
@ Doane.....	W 31-10
@ Cotner.....	W 22-21
@ Nebraska Wesleyan.....	L 20-32
H Omaha U.....	W 18-10
H Kearney State.....	W 28-25
H Cotner.....	W 34-17
@ Chadron.....	L 12-26
@ Midland.....	L 29-16
@ Omaha U.....	W 20-6
@ Doane.....	W 23-21
H Chadron.....	W 20-12
H Western Union.....	W 40-17
H Midland.....	W 19-17

**1924-25**

**Head Coach Fred G. Dale  
(12-1)**

@ Cotner.....	L 28-30
@ Dana College.....	W 36-28
@ Western Union.....	W 24-22
@ Cotner.....	W 22-19
H Hastings.....	W 17-16
H Dana College.....	W 27-13
@ Grand Island.....	W 19-14
@ Kearney State.....	W 29-18
@ Hastings.....	W 21-16
H Western Union.....	W 67-19
H Midland.....	W 22-5
H Grand Island.....	W 37-17
H Midland.....	W 56-18

**1925-26**

**Head Coach Fred G. Dale  
(9-6)**

Yankton.....	L 26-20
Western Union.....	W 27-24
Yankton.....	L 15-24
Cotner.....	L 26-32
Nebraska Wesleyan.....	L 25-26
Midland.....	W 26-16
Grand Island.....	W 44-17
Western Union.....	L 29-33
Omaha U.....	W 25-20
Chadron.....	W 40-17
Hastings.....	L 35-37
Kearney State.....	W 30-21
Midland.....	W 41-21
Hastings.....	W 27-23
Cotner.....	W 26-21

**1926-27**

**Head Coach Fred G. Dale  
(4-13)**

H Western Union.....	W 38-36
@ Yankton.....	L 17-30
H Dana College.....	W 39-12
@ Western Union.....	L 38-39
H Yankton.....	L 22-23
H Chadron.....	L 19-20
H Omaha.....	W 41-19
H Midland.....	L 28-35
@ York College.....	L 29-41
@ Hastings.....	L 21-27
@ Kearney State.....	L 16-27
N Cotner.....	L 26-28
N Nebraska Wesleya.....	W 28-23
@ Omaha.....	L 23-33
@ Midland.....	L 20-23
H Cotner.....	L 24-28
H Hastings.....	L 27-40

**1927-28**

**Head Coach W. Ray Hickman  
(4-9)**

H Western Union.....	L 25-39
H Yankton.....	L 23-42
H Dana College.....	W 27-16
@ Western Union.....	L 16-45
@ Buena Vista.....	L 21-36
@ Morningside.....	L 15-48
@ Midland.....	L 23-30
@ Nebraska Wesleyan.....	L 16-28
H Midland.....	L 13-40
H Kearney State.....	L 27-44
@ Chadron.....	W 36-22
H Hastings.....	W 28-25
@ Dana College.....	W 35-28

**1928-29**

**Head Coach W. Ray Hickman  
(5-7)**

H Yankton.....	L 23-30
H Midland.....	L 22-32
H Nebraska Wesleyan.....	L 26-27
@ Yankton.....	W 29-26
@ Midland.....	L 28-35
@ Western Union.....	W 40-37
@ Chadron.....	W 23-14
@ Peru State.....	L 23-36
@ Omaha University.....	W 29-19
H Peru State.....	L 27-40
@ Kearney State.....	L 22-36
H Omaha University.....	W 35-17





# WILDCAT ALL-TIME HISTORY



## 1929-30

### Head Coach W. Ray Hickman (13-3)

H Morningside	L 17-20
H Sioux Falls	W 21-19
H Western Union	W 26-22
@ Nebraska Wesleyan	W 32-25
@ Cotner	W 37-30
H Nebraska Wesleyan	W 40-29
@ Midland	W 40-28
@ Omaha University	W 21-12
@ Peru State	W 34-28
@ Morningside	W 26-23
H Midland	L 30-42
H Kearney State	L 30-42
H Peru State	W 40-30
@ Norfolk	W 36-17
H Chadron	W 50-26
H Chadron	W 55-33

## 1930-31

### Head Coach W. Ray Hickman (10-7)

H Morningside	L 25-37
H Hastings	W 33-23
@ Morningside	L 29-36
@ Western Union	L 27-35
@ Hastings	W 27-26
H Western Union	W 36-24
H Cotner	L 19-25
@ Kearney State	L 19-25
H Peru State	L 20-30
@ Chadron	W 50-15
@ Chadron	W 35-15
@ South Dakota Teachers	W 33-26
@ School of Mines	W 28-26
H Kearney State	W 35-19
@ Peru State	L 28-31
H Chadron	W 37-19
H Chadron	W 37-26

## 1931-32

### Head Coach W. Ray Hickman (10-8)

@ Morningside	L 12-22
H Midland	L 13-26
H Hastings	W 37-32
@ NU B Team	W 47-37
@ Omaha University	L 17-24
H Omaha University	L 27-42
H Kearney State	L 24-38
@ Midland	L 29-31
@ Peru State	L 33-35
Chadron	W 41-37
Chadron	W 36-21
@ Kearney State	W 42-31
@ Hastings	L 31-38
H Morningside	W 37-28
H Peru State	W 34-21
H NU B Team	W 46-28
Chadron	W 61-30
Chadron	W 46-10

## 1932-33

### Head Coach W. Ray Hickman (6-7)

Springfield Normal	W 32-27
@ Midland	L 16-32
H York College	W 47-34
Peru State	W 44-37
@ Kearney State	L 30-33
H Chadron	W 43-26
H Omaha University	L 35-42
Midland	L 25-46
@ Chadron	L 43-56
@ Chadron	L 42-45
Kearney State	W 39-27
@ Omaha University	L 32-38
Peru State	W 38-34

## 1933-34

### Head Coach W. Ray Hickman (12-5)

Sioux Falls	W 35-21
H Midland	W 33-19
@ Midland	L 17-29
H Doane	W 27-22
@ Omaha University	L 34-46
H Kearney State	L 32-33
@ Buena Vista	W 43-41
H Western Union	W 42-25
@ Peru State	L 22-25
@ Chadron	W 43-40
@ Chadron	W 32-19
H Buena Vista	W 44-28
H Omaha University	L 27-34
@ Kearney State	W 48-40
H Dakota Wesleyan	W 45-37
@ Western Union	W 43-28
H Peru State	W 35-29

## 1934-35

### Head Coach W. Ray Hickman (7-11)

@ Midland	L 26-28
H School of Mines	W 28-24
H Nebraska Wesleyan	W 34-24
H Peru State	L 34-37
Kearney State	W 44-35
H Buena Vista	L 26-30
Hastings	L 35-36
Nebraska Wesleyan	L 30-34
Omaha University	L 19-46
Omaha University	L 37-44
Hastings	L 29-33
Kearney State	W 33-26
Peru State	L 35-39
UNL B Team	L 26-27
Chadron	W 44-22
Chadron	W (Forfeit)
UNL B Team	W 29-24
Buena Vista	L 37-40

## 1935-36

### Head Coach W. Ray Hickman (12-5)

Omaha	L 22-26
Omaha	W 39-26
Midland	W 44-36
Peru State	W 47-9
Kearney State	W 31-28
York College	W 41-34
Chadron	W 28-23
Chadron	W 45-24
Peru State	W 46-32
NU B Team	W 46-33
Nebraska Wesleyan	L 31-33
Buena Vista	W 35-22
Buena Vista	W 44-34
Midland	L 30-32
York College	W 41-31
NU B Team	L 30-35
Wesleyan	L 30-41

## 1936-37

### Head Coach W. Ray Hickman (12-5)

Midland	W 30-25
Omaha University	W 28-21
Omaha University	W 29-28
Kearney State	L 30-31
Dakota Wesleyan	L 40-42
York College	W 42-19
Peru State	W 51-29
Nebraska Wesleyan	W 36-30
Hastings	L 29-50
Midland	L 27-35
Kearney State	W 37-29
Chadron	W 39-26

## 1936-37 (continued)

Chadron	W 48-34
Peru State	L 27-40
Nebraska Wesleyan	W 47-35
Hastings	W 42-36
York College	W 55-21

## 1937-38

### Head Coach W. Ray Hickman (12-4)

Omaha University	W 53-32
Midland	W 38-24
Omaha University	W 41-32
Nebraska Wesleyan	W 35-34
Buena Vista	W 43-30
Kearney State	W 48-35
Buena Vista	W 36-30
Midland	W 47-41
Peru State	L 35-53
Chadron	L 41-50
Chadron	L 45-46
NU B Team	W 43-40
Nebraska Wesleyan	W 45-34
NU B Team	W 44-39
Kearney State	W 56-41
Peru State	L 46-48

## 1938-39

### Head Coach Jim Morrison (12-9)

Wahpeton	L 30-34
Northern	L 24-38
Valley City	W 30-26
H Sioux Falls	W 35-34
H Augustana	L 31-46
Omaha University	L 28-30
Omaha University	L 30-33
Nebraska Wesleyan	W 39-35
Kearney State	L 28-30
Kearney State	L 33-40
@ York College	W 34-32
Midland	W 41-24
Nebraska Wesleyan	L 20-43
Hastings	W 36-26
York College	W 34-25
H Chadron	W 36-24
H Chadron	W 40-36
Midland	W 44-36
Peru State	W 40-36
Hastings	W 38-31
@ Peru State	L 35-55

## 1939-40

### Head Coach Jim Morrison (12-7)

Sioux Falls	W 31-30
Augustana	L 25-37
Nebraska Wesleyan	W 47-30
Hastings	W 50-34
Omaha University	L 38-43
Milwaukee Teachers	L 44-52
Kearney State	W 43-37
York College	W 35-19
Midland	W 43-31
Nebraska Wesleyan	W 46-34
Peru State	L 25-35
Kearney State	L 31-33
Chadron	L 35-56
Chadron	W 44-41
Hastings	W 49-47
Peru State	W 48-41
Midland	W 39-31
York College	W 36-30
Glenville, West Virginia	L 38-50



# WILDCAT ALL-TIME HISTORY



## 1940-41

### Head Coach Jim Morrison (13-6)

Augustana .....	W 47-37
Sioux Falls .....	L 23-41
Gustavus Adolphus .....	L 29-38
Nebraska Wesleyan .....	W 45-26
Iowa Teachers .....	L 29-32
Chicago Teachers .....	L 31-33
Milwaukee Teachers .....	L 38-58
Kearney State .....	W 47-33
Sioux Falls .....	W 46-45
Nebraska Wesleyan .....	W 45-40
Peru State .....	W 34-27
Augustana .....	W 40-36
Kearney State .....	W 44-25
Hastings .....	W 47-33
Chadron .....	W 46-41
Chadron .....	L 38-40
Peru State .....	W 48-32
Iowa Teachers .....	W 41-36
Hastings .....	W 47-37

## 1941-42

### Head Coach Jim Morrison (8-7)

Augustana .....	L 25-43
Hastings .....	W 37-24
Dakota Wesleyan .....	W 27-25
Augustana .....	L 26-31
Dakota Wesleyan .....	L 38-43
Nebraska Wesleyan .....	W 52-40
Peru State .....	L 35-43
Western Union .....	W 51-47
Kearney State .....	W 51-36
Chadron .....	L 32-44
Chadron .....	L 34-42
Peru State .....	W 44-33
Western Union .....	L 33-43
Kearney State .....	W 46-42
Nebraska Wesleyan .....	W 32-28

## 1942-43

### Head Coach Ray Schriener Ralph Ginn (11-6)

Morningside .....	L 39-40
Morningside .....	L 35-51
Midland .....	W 63-51
Midland .....	W 31-23
Hastings .....	W 60-28
Kearney State .....	W 49-38
Doane .....	W 47-42
York College .....	L 46-50
Midland .....	L 45-50
Kearney State .....	W 55-44
Peru State .....	L 37-52
Doane .....	W 45-28
Old Home .....	W 64-44
York College .....	W 60-58
Peru State .....	W 55-48
Kearney State .....	L 50-64
Hastings .....	W 53-41

## 1943-44

### Head Coach Ralph Ginn (7-3)

Midland .....	L 26-30
SC Olsons Sports .....	W 57-27
Omaha University .....	L 36-54
Morningside .....	W 35-21
Norfolk Jrs. ....	W 30-26
Midland .....	W 39-30
Morningside .....	W 47-26
Omaha University .....	L 39-55
SC Army Sub Depot .....	W 71-31
Norfolk College .....	W 39-34

## 1944-45

### Head Coach Fred G. Dale (6-6)

Sioux City Airbase .....	L 27-33
Norfolk College .....	L 18-45
Morningside .....	W 42-18
Norfolk College .....	L 26-29
Morningside .....	W 42-34
Western Union .....	W 48-45
Luther .....	W 50-18
Norfolk JC .....	L 25-29
Morningside .....	W 45-29
Midland .....	L 38-42
Midland .....	L 25-48
Western Union .....	W 48-45

## 1945-46

### Head Coach Jim Morrison (10-7)

Doane .....	W 56-51
Dakota Wesleyan .....	L 26-49
University of South Dakota .....	L 46-60
Yankton .....	L 38-47
Omaha University .....	W 57-29
Omaha University .....	W 55-21
Midland .....	L 34-46
Hastings .....	L 37-45
Hastings .....	W 41-38
Kearney State .....	W 65-44
Yankton .....	W 77-46
Peru State .....	L 54-57
Dakota Wesleyan .....	L 45-59
Doane .....	W 52-47
Hastings .....	W 61-29
Peru State .....	W 47-43
Kearney State .....	W 41-36

## 1946-47

### Head Coach Donald Emory (6-14)

Western Union .....	W 47-44
Omaha University .....	L 36-50
York College .....	L 50-61
Hastings .....	L 34-40
York College .....	L 46-50
Midland .....	L 40-48
Sioux City Business School .....	W 52-27
Midland .....	L 28-41
Peru State .....	L 45-56
Nebraska Wesleyan .....	L 40-41
Doane .....	L 41-58
Hastings .....	L 39-46
Chadron State .....	W 59-55
Chadron State .....	W 56-42
Nebraska Wesleyan .....	W 36-31
Midland .....	W 36-35
Iowa Wesleyan .....	L 39-45
Western Union .....	L 35-41
Kearney State .....	L 44-51
Hastings .....	L 33-44

## 1947-48

### Head Coach Donald Meek (16-8)

Western Union .....	W 37-29
Omaha University .....	L 42-51
Morningside .....	L 42-43
Hastings .....	L 20-27
Kearney State .....	W 62-50
York College .....	W 38-34
Nebraska Wesleyan .....	W 30-28
Peru State .....	L 37-43
Midland .....	W 36-25
Midland .....	L 44-48
Peru State .....	W 53-36
Morningside .....	W 52-47
Nebraska Wesleyan .....	W 51-38
Doane .....	L 41-43
Western Union .....	W 63-53
Chadron .....	W 58-49

## 1947-48 (continued)

Chadron .....	W 52-44
Midland .....	W 57-47
Nebraska Wesleyan .....	L 34-47
York College .....	W 54-42
Doane .....	W 40-39
Kearney State .....	L 56-57
Hastings .....	W 44-43
Peru State .....	W 45-41

## 1948-49

### Head Coach Donald Meek (9-12)

Morningside .....	L 52-62
University of South Dakota .....	L 43-59
Morningside .....	L 53-54
Midland .....	W 62-48
Drury .....	W 46-44
Southwest Missouri .....	L 40-43
Kearney State .....	W 54-53
Nebraska Wesleyan .....	W 52-46
Midland .....	W 52-47
Peru State .....	L 39-48
Doane .....	L 51-53
York College .....	W 67-49
Kearney State .....	L 45-54
Peru State .....	L 44-52
Chadron .....	L 27-45
Chadron .....	W 61-40
Nebraska Wesleyan .....	L 50-61
Hastings .....	W 56-47
Doane .....	L 41-43
York College .....	W 73-71
Hastings .....	L 52-65

## 1949-50

### Head Coach Charles Obye (8-14)

Morningside .....	L 46-61
N Mankato State .....	L 38-61
N Yankton .....	W 68-56
Morningside .....	L 44-54
Midland .....	W 50-41
Dubuque University .....	L 55-75
Westmar .....	L 45-47
Kearney State .....	L 55-64
Wesleyan .....	L 50-66
Doane .....	W 66-62
Midland .....	W 58-51
Hastings .....	L 47-54
Peru State .....	L 59-86
York College .....	W 68-63
Kearney State .....	L 50-54
Chadron .....	L 66-90
Chadron .....	L 54-57
Nebraska Wesleyan .....	W 62-60
Hastings .....	L 68-82
Doane .....	W 58-57
York College .....	W 59-50
Peru State .....	L 52-60

## 1950-51

### Head Coach Charles Obye (8-14)

Augustana .....	W 65-61
Sioux Falls .....	L 54-55
Sioux Falls .....	W 74-48
Buena Vista .....	L 58-69
Buena Vista .....	L 52-54
Augustana .....	L 55-64
Nebraska Wesleyan .....	L 60-64
Midland .....	W 59-50
Midland .....	W 66-65
Kearney State .....	L 64-73
Hastings .....	L 54-78
Doane .....	L 49-60
Peru State .....	L 52-69
York College .....	W 86-68
Peru State .....	L 44-86
Chadron .....	L 60-62



# WILDCAT ALL-TIME HISTORY



## 1950-51 (continued)

Chadron.....	W 61-55
Nebraska Wesleyan .....	L 52-55
Hastings.....	L 55-68
York College .....	W 99-52
Kearney State.....	L 64-79
Doane .....	W 68-65

## 1951-52

### Head Coach Charles Obye (8-13)

Morningside .....	L 65-71
Westmar .....	L 58-62
Westmar .....	L 54-61
Morningside .....	L 58-73
Sioux Falls .....	W 77-54
Westmar .....	W 55-50
Mankato State .....	L 68-76
Nebraska Wesleyan .....	L 44-59
Midland .....	L 52-54
Doane .....	W 62-61
Peru State .....	W 72-70
Hastings.....	L 40-61
Kearney State.....	L 60-68
Kearney State.....	W 45-43
Chadron.....	L 54-70
Chadron.....	L 66-84
Nebraska Wesleyan .....	L 39-59
Peru State.....	W 69-68
Hastings.....	L 69-87
Doane .....	W 71-59
Midland .....	W 77-60

## 1952-53

### Head Coach Charles Obye (14-11)

Augustana .....	L 59-71
Southern Teachers .....	L 59-62
Omaha University.....	L 56-70
Southern Teachers .....	W 71-63
Augustana .....	W 77-54
Yankton.....	L 56-64
Peru State.....	L 64-73
Nebraska Wesleyan .....	L 66-69
Midland .....	W 73-49
Doane .....	W 66-65
Omaha University.....	L 61-70
Yankton.....	W 80-73
Hastings.....	L 63-67
Kearney State.....	W 76-74
Chadron.....	W 82-77
Chadron.....	W 85-76
Doane .....	L 54-60
Hastings.....	W 77-61
Nebraska Wesleyan .....	L 57-76
Kearney State.....	W 63-59
Midland.....	W 93-81
Peru State.....	W 73-72
Midland.....	W 74-53
Doane .....	W 71-50
Nebraska Wesleyan .....	L 71-73

## 1953-54

### Head Coach Charles Obye (12-9)

Omaha University.....	L 65-66
Morningside .....	W 104-98
Southern Teachers .....	L 64-69
Omaha University.....	W 85-77
Southern Teachers .....	W 81-69
Doane .....	L 58-60
Kearney State.....	W 60-51
Nebraska Wesleyan .....	L 65-75
Midland .....	W 86-72
Doane .....	W 89-63
Peru State.....	W 57-51
Hastings.....	L 62-69
Kearney State.....	L 69-77
Chadron.....	W 63-55
Chadron.....	L 55-69

## 1953-54 (continued)

Doane .....	W 68-54
Hastings.....	W 69-65
Nebraska Wesleyan .....	L 68-77
Peru State.....	W 80-60
Kearney State.....	W 76-63
Midland .....	L 61-70

## 1954-55

### Head Coach Charles Obye (11-9)

H Westmar.....	L 77-95
@ Omaha University .....	L 70-72
H Southern Teachers .....	W 91-82
H Omaha University .....	L 68-80
@ Southern Teachers .....	W 91-82
@ Morningside .....	W 74-64
N Buena Vista.....	L 50-59
N Midland .....	W 85-56
N Dakota Wesleyan.....	L 67-77
N Valley City .....	W 89-60
H Kearney State.....	W 74-62
H Midland .....	W 78-69
@ Chadron .....	L 83-100
@ Chadron .....	L 70-77
@ Hastings.....	L 54-64
Peru State.....	W 91-83
Nebraska Wesleyan .....	L 71-73
Peru State.....	W 82-69
Doane .....	W 80-75
Midland .....	W 92-63

## 1955-56

### Head Coach Charles Obye (11-13)

Omaha University.....	W 73-69
Augustana .....	W 84-70
Southern Teachers .....	W 83-73
Westmar .....	L 76-90
Southern Teachers .....	W 78-76
Colorado State.....	L 56-67
Colorado State.....	L 61-86
Buena Vista .....	W 82-61
Westmar .....	W 78-73
Kearney State.....	W 82-69
Midland .....	W 75-48
Hastings.....	L 64-87
Kearney State.....	L 72-75
Peru State.....	L 71-79
Chadron.....	L 78-83
Chadron.....	L 73-74
Nebraska Wesleyan .....	W 67-61
Hastings.....	L 77-84
Doane .....	W 84-81
Nebraska Wesleyan .....	L 81-86
Peru State.....	L 76-87
Doane .....	L 70-74
Midland .....	W 85-84

## 1956-57

### Head Coach Charles Obye (15-9)

Southern Teachers .....	W 58-57
Westmar .....	L 80-86
Omaha University.....	L 79-87
Southern Teachers .....	L 53-56
Westmar .....	L 75-77
Kearney State.....	L 70-72
Midland .....	W 99-82
Hastings.....	W 73-65
Kearney State.....	W 94-78
Chadron.....	W 81-57
Chadron.....	W 74-68
Peru State.....	W 93-80
Nebraska Wesleyan .....	W 85-67
Hastings.....	W 87-71
Doane .....	W 90-84
Peru State.....	W 60-58
Doane .....	L 89-110
Midland .....	W 93-72

## 1956-57 (continued)

Nebraska Wesleyan .....	L 69-83
N Kearney State .....	L 60-66
N Doane .....	W 63-51
Kearney State.....	W 75-67
Kearney State.....	W OT 83-82
Stetson University.....	L 84-100

## 1957-58

### Head Coach George Radovich (14-8)

Southern Teachers .....	W 66-51
Augustana .....	L 58-64
Westmar .....	W 68-58
Dana College.....	W 66-55
Kearney State.....	W 90-53
Southern Teachers .....	W 67-58
Hastings.....	L 51-66
Kearney State.....	L 47-61
Nebraska Wesleyan .....	L 68-69
Chadron.....	L 43-71
Chadron.....	L 53-58
Midland .....	W 64-39
Concordia .....	W 58-45
Peru State.....	W 63-59
Hastings.....	W 65-64
Nebraska Wesleyan .....	L 47-59
Doane .....	W 74-57
Peru State.....	L 60-63
Doane .....	W 93-80
Midland .....	W 77-65
Doane .....	W 70-38
Concordia .....	W 75-51

## 1958-59

### Head Coach George Radovich (17-8)

H Southern Teachers.....	W 81-79
@ Westmar.....	W 75-56
@ Southern Teachers.....	L 60-62
H Dana College.....	W 76-56
@ Nebraska Wesleyan.....	L 59-71
H Westmar.....	L 46-48
H Buena Vista.....	W 62-47
@ Hastings.....	L 44-69
@ Kearney State.....	L 64-73
H Westmar.....	W 68-49
H Chadron.....	W 47-46
H Chadron.....	W 42-38
H Nebraska Wesleyan.....	L 55-58
@ Midland.....	W 83-73
H Concordia.....	W 88-50
H Peru State.....	L 55-61
H Hastings.....	W 61-56
H Kearney State.....	W 78-75
H Doane .....	W 75-41
@ Peru State.....	W 59-58
@ Doane .....	W 79-63
@ Concordia .....	W 70-53
H Midland.....	W 82-45
@ Dana College.....	W 81-60
@ Nebraska Wesleyan.....	L 61-67

## 1959-60

### Head Coach Al Svenningson (19-7)

H Winona State .....	W 85-74
@ Northwest Missouri.....	L 49-70
H Southern Teachers.....	L 73-74
H Dana College.....	W 74-41
H Westmar.....	W 81-69
@ Nebraska Wesleyan.....	L 60-66
H Augustana.....	W 81-69
H Gustavus Adolphus.....	L 62-66
@ Hastings.....	W 83-51
N Kearney State.....	W 91-78
@ Chadron .....	W 75-63
@ Chadron .....	L 64-71
H Nebraska Wesleyan.....	W 77-76
@ Midland.....	L 65-79





# WILDCAT ALL-TIME HISTORY



## 1959-60 (continued)

@ Concordia	W 102-83
H Peru State	W 58-56
H Hastings	W 78-68
H Kearney State	W 93-80
H Doane	W 104-85
@ Peru State	W 70-65
@ Doane	W 113-96
H Concordia	W 86-62
H Midland	W 69-58
@ Dana College	W 64-50
H Peru State	W 71-56
N Nebraska Wesleyan	L 66-89

## 1960-61

### Head Coach Al Svenningson (12-12)

@ Winona State	W 60-49
@ La Crosse State	L 63-65
@ Omaha University	W 72-64
H Concordia (Neb.)	W 83-51
H Northwest Missouri	L 54-55
@ Southern State (S.D.)	L 70-83
@ Doane	L 76-77
H Adams State	W 83-67
H St. Cloud State	L 55-65
H Midland	L 63-82
H Dana College	W 77-50
@ Westmar	L 71-72
@ Kearney State	L 61-69
@ Hastings	W 66-51
@ Nebraska Wesleyan	L 75-82
H Doane	W 84-76
H Peru State	W 67-61
H Buena Vista	W 74-65
@ Chadron	L 61-71
@ Chadron	L 68-78
H Nebraska Wesleyan	W 76-66
@ Peru State	L 66-76
H Hastings	W 65-54
H Kearney State	W 88-86

## 1961-62

### Head Coach Al Svenningson (18-8)

@ Southern State	W 67-57
H Omaha University	W 60-45
@ Lincoln, Missouri	L 50-80
@ Northwest Missouri	L 43-61
@ University of South Dakota	L 71-76
@ Doane	W 103-61
H Northern (S.D.)	W 63-62
H Northwest Missouri	W 54-47
H Valley City (N.D.)	W 81-62
H Washburn	W 73-57
@ Midland	L 63-66
H Dana College	W 72-54
H Westmar	W 72-64
@ Kearney State	W 90-74
@ Hastings	W 68-56
@ Nebraska Wesleyan	L 65-67
H Doane	W 101-61
H Peru State	L 56-65
H Chadron	W 83-69
H Chadron	W OT 87-78
H Nebraska Wesleyan	W 82-67
@ Peru State	L 75-82
H Hastings	W 89-78
H Kearney State	W 96-71
@ Midland	W 71-60
H Peru State	L 77-87

## 1962-63

### Head Coach Al Svenningson (14-11)

@ Chicago Teachers	W 89-87
@ De Paul	L 45-73
H Northwestern College	W 63-58
H Lincoln, Missouri	L 69-72
H Midland	W 63-61
H Southern State	W 80-75
@ Huron College	L 83-96
@ Northern (S.D.)	L 65-80
H Washburn	L 69-72
H Colorado State	W 78-70
@ Westmar	W 74-69
@ Chadron	W 74-69
@ Chadron	W 56-36
H Hastings	W 79-68
@ Kearney State	W 89-83
H Doane	W 80-78
H Northwest Missouri	L 86-94
@ Peru State	L 56-69
H Nebraska Wesleyan	L 63-97
H Kearney State	W 109-82
@ Hastings	L 61-63
@ Doane	L 85-87
H Peru State	W 92-58
H Omaha University	W 73-55
@ Peru State	L OT 60-61

## 1963-64

### Head Coach Al Svenningson (13-11)

@ Northwest Missouri	W 59-55
H Westmar	W 89-79
@ Hamline	L 72-75
@ St. Thomas	L 64-72
@ Midland	W 90-70
H Northern (S.D.)	W 78-64
H Huron College	W 85-65
H Dakota Wesleyan	L 84-86
H Gustavus Adolphus	L 76-87
H Concordia (Neb.)	W 70-60
@ Northwestern	L 80-85
H Chadron	W 76-69
H Chadron	W 73-70
H Hastings	L 82-97
@ Kearney State	W 84-79
H Doane	L 89-91
@ Peru State	L 80-84
@ Nebraska Wesleyan	L 76-93
@ Southern State	W 88-77
H Kearney State	W 90-84
@ Hastings	L 76-102
@ Doane	W 99-77
H Southern State	W 80-68
H Peru State	L 55-57

## 1964-65

### Head Coach Al Svenningson (17-7)

@ Dana	W 86-83
H Hamline	W 86-77
@ Westmar	W 74-73
@ Washburn	L 63-67
@ Northwest Missouri	L 78-79
H Midland	W 81-73
H South Dakota Tech	W 78-52
H River Falls State	W 83-72
@ Northern (S.D.)	L 52-74
H Northwestern	W 65-56
@ Chadron	W 67-58
@ Chadron	W 88-62
H Hastings	L 64-94
@ Kearney State	L 80-88
@ Southern State	W 80-70
@ Concordia (Neb.)	W 69-62
H Northwest Missouri	W 91-73
@ Peru State	L 70-76
H Nebraska Wesleyan	W 94-85
H Kearney State	W 98-88
@ Hastings	L 65-82
H Morningside	W 82-74
H Southern State	W 85-79
H Peru State	W 104-98

## 1965-66


### Head Coach Al Svenningson (16-6)

H Dana College	W 107-94
@ St. Thomas	L 72-96
@ Macalester	L 64-68
@ Midland	W 80-63
H Northern State	W 73-64
H Washburn	W 84-75
H Mayville State	W 105-97
H Dakota Wesleyan	L 81-98
H Northwestern	W 67-64
H Chadron	W 87-75
H Chadron	L 65-70
H Hastings	W 95-69
@ Kearney State	L 69-89
@ Southern State	W 98-59
H Atlantic (Columbia)	W 99-61
@ Peru State	L 63-89
@ Nebraska Wesleyan	W 99-81
H Kearney State	W 109-82
@ Hastings	W 89-86
@ Morningside	W 89-88
H Southern State	W 106-74
H Peru State	W 97-87

## 1966-67

### Head Coach Al Svenningson (12-11)

@ Dana College	L 78-84
@ Denver University	L 50-92
@ Colorado Mines	L 96-118
H Midland	W 84-75
H Winona State	L 77-83
H Northwestern	W 98-71
@ Eau Claire, Wisconsin	W 87-76
H Black Hills State	L 61-81
@ Northern State	L 54-74
@ Chadron	L 76-84
@ Chadron	L 75-98
H Hastings	W 87-72
@ Kearney State	L 79-81
@ Southern State	W 65-60
H Doane	W 72-71
@ Peru State	W 98-86
H Nebraska Wesleyan	W 111-96
H Morningside	L 84-87
H Kearney State	W 84-74
@ Hastings	L 63-81
@ Doane	W 75-65
H Southern State	W 98-67
H Peru State	W 89-84





# WILDCAT ALL-TIME HISTORY



1967-68

**Head Coach Dave Gunther  
(24-3)**

H Dana College	W 88-82
@ La Crosse State	W 93-70
@ Winona State	W 75-61
H Dakota Wesleyan	W 91-79
H Northern State	W 79-69
H Nebraska Wesleyan	W OT 80-77
@ Northwestern	W 91-63
H Westmar	L 66-70
H Pittsburg State	W 66-47
H Chadron	W 77-63
H Chadron	W 80-56
H Hastings	W 75-49
@ Kearney State	W 85-67
@ Southern State	W 91-75
@ Morningside	W 88-66
H Doane	W 81-74
@ Peru State	L 77-79
@ Nebraska Wesleyan	W 79-72
@ Midland	W 91-74
H Kearney State	W 112-69
@ Hastings	W 77-72
@ Doane	W 86-81
H Southern State	W 96-62
H Peru State	W 100-67
@ Doane	W 88-86
H Doane	W 85-65
N Eastern Montana State	L 70-83

1968-69

**Head Coach Dave Gunther  
(23-4)**

H Southern State	W 103-64
@ Dakota Wesleyan	L 93-95
@ Macalester	W 78-76
@ Westmar	W 73-67
H Concordia NE	W 93-56
@ Northern State	W 79-52
H Buena Vista	W 87-74
H UNO	W 74-67
H Chadron	W 90-61
H Midland	W 91-69
@ Kearney State	W 71-64
H Northwestern	W 84-54
H Doane	W 75-58
H Hastings	W 78-55
@ Peru State	L 82-90
H Morningside	W 76-53
H Nebraska Wesleyan	W 85-59
@ Dana College	W 73-60
H Kearney State	W 63-58
@ Hastings	W 91-71
@ Doane	L 71-77
@ Chadron	W 76-66
@ Southern State	W 107-81
H Peru State	W 97-66
N Doane	W 88-71
H Doane	W 77-71
N Howard Payne	L 70-94

1969-70

**Head Coach Dave Gunther  
(23-6)**

H Southern State	W 107-59
H Southwest Minnesota	W 80-59
N John Brown	W 90-89
N Southern Baptist	L 63-68
@ Concordia NE	W 93-71
@ Northwestern	W 93-71
H Westmar	W 73-58
H Northern State	W 88-71
H Gustavus Adolphus	W 91-65
H Washburn	W 71-65
H University of Northern Iowa	W 89-67
H Augustana	W 82-75
@ Kearney State	W 100-83
@ Southern State	W 62-45

1969-70 (continued)

H Chadron	W 69-44
@ Doane	L 75-87
@ Peru State	W 79-51
@ Hastings	L 82-86
@ Nebraska Wesleyan	L 55-57
H Dana College	W 92-60
H Kearney State	W 2OT 82-68
@ Southwest MN	W 84-79
H Doane	W 77-53
@ Midland	L 58-67
@ Chadron	W 82-65
H Peru State	W 88-68
N Hastings	W 83-72
N Hastings	W 123-73
N Guilford	L 73-90

1970-71

**Head Coach Ron Jones  
(10-14)**

H Southern State	W 72-61
H Northwestern	L 57-75
H Midland	W 74-63
@ Southwest State	L 55-66
@ University of Northern State	L 70-78
@ Northern St	L 70-78
@ Augustana	L 69-88
H Missouri Western	W 62-53
H Western New Mexico	L 68-87
H Southwest State	W 79-63
@ Kearney State	L 78-93
@ Southern State	W 88-62
H Chadron	L 79-83
@ Doane	L 70-73
@ Peru State	W 87-84
H Hastings	W 77-71
H UNO	L OT 79-80
@ Dana College	W 64-53
H Kearney State	W 78-76
H Doane	L 65-70
@ Westmar	L 66-73
H Mount Marty	W 79-67
@ Chadron	L 67-79
H Peru State	L 65-66

1971-72

**Head Coach Ron Jones  
(16-9)**

@ Northwestern	L OT 87-96
H USD-Springfield	W 80-69
@ UNO	W 70-57
@ Midland	W 91-74
@ Southwest State	W 68-66
H Northern State	W 73-64
H Doane	L 73-78
H Sioux Falls	W 101-84
H Missouri Valley	W 87-62
H Southwest State	W 78-64
H Kearney State	W 75-71
H Hastings	L 79-88
@ Doane	W 80-55
H Chadron	W 78-61
@ Briar Cliff	W 85-77
@ Peru State	L 68-74
@ Hastings	L 85-86
H UNO	L 60-61
@ Kearney State	L 72-98
H Westmar	W 116-83
H Dana College	W 88-58
@ Mount Marty	W 65-61
H Briar Cliff	W 90-77
@ Chadron	L OT 88-92
H Peru State	L 74-75

1972-73


**Head Coach Ron Jones  
(17-8)**

H Northwestern	W 71-69
H Briar Cliff	W 91-74
@ University of Northern Iowa	L 60-75
@ UNO	L 49-72
@ Southwest State	W 75-70
@ USD-Springfield	L 77-79
H Doane	W 66-53
H Missouri Valley	W 107-69
H Culver-Stockton	W OT 92-83
H Kearney State	W 93-91
@ Doane	W 76-75
H Chadron	W 86-54
@ Dana College	L 72-76
@ Hastings	L 73-85
H Peru State	W 102-91
H Midland	W 95-63
H Mount Marty	W 107-77
@ Kearney State	L 94-105
@ Briar Cliff	W 63-56
H Southwest State	W 76-62
@ Westmar	W OT 77-71
H UNO	L 83-84
@ Chadron	W 72-62
@ Peru State	L 74-81
H Hastings	W 90-82

1973-74

**Head Coach Ron Jones  
(10-14)**

@ Northwestern	L 67-84
H Briar Cliff	W 81-70
@ Northern State	L 56-70
@ Southwest State	L 75-79
@ Western Illinois	L 68-89
N Athletes in Action (Exhibition)	L 67-94
N Winona	W 102-88
@ UNO	L 65-66
H USD-Springfield	W 99-81
@ Doane	L 59-76
H Bethel	W 57-54
H Bemidji State	L 58-71
H Hastings	W 71-69
H Chadron	W 70-59
H Doane	L OT 65-70
@ Midland	L 62-63
H Peru State	W 92-64
@ Kearney State	L 90-101
@ Briar Cliff	W 87-79





# WILDCAT ALL-TIME HISTORY



## 1973-74 (continued)

H Southwest State.....	W 92-71
H UNO.....	L 70-80
H Kearney State.....	L 78-80
@ Chadron.....	W 88-58
@ Peru State.....	L 75-81
@ Hastings.....	L 77-99

## 1974-75 Head Coach Jim Seward (15-9)

H Northwestern.....	W 97-81
@ Briar Cliff.....	L 72-86
@ Mount Marty.....	W 79-77
H Dana College.....	W 105-63
@ Regis.....	W 54-52
@ Northern Colorado.....	L 65-83
@ Doane.....	L 62-72
@ Dakota Wesleyan.....	W 87-86
@ USD-Springfield.....	W 67-58
H Simpson.....	W 81-58
H College of Ozarks.....	W 80-72
H Chadron.....	W 80-51
@ Hastings.....	L 71-106
@ Peru State.....	W 90-58
@ Kearney State.....	L 93-107
H Westmar.....	W 109-80
H Briar Cliff.....	W 75-72
@ UNO.....	L 60-61
H Kearney State.....	L 90-96
@ Chadron.....	W 67-64
H UNO.....	L 62-63
H Doane.....	L 77-80
H Hastings.....	W 94-86
H Peru State.....	W 127-60

## 1975-76 Head Coach Jim Seward (14-11)

@ Briar Cliff.....	L 60-62
@ Northwestern.....	L 67-81
@ UNO.....	L 77-75
H Mount Marty.....	W 98-86
@ Dana College.....	W 86-69
H Dakota Wesleyan.....	W 103-87
N Elmhurst.....	L 74-77
@ Roosevelt.....	W 83-64
N Lakeland.....	L 78-85
H Midland.....	W 94-65
H Bellevue College.....	W 70-62
H Doane.....	L 67-69
H Chadron.....	W 76-67
H USD-Springfield.....	W 77-60
H Hastings.....	L 88-91
@ Kearney State.....	L 117-118 (2 OT)
@ Doane.....	L 83-112
H Peru State.....	W 99-71
H Briar Cliff.....	W 86-76
H UNO.....	W 72-71
@ Chadron.....	W 89-69
H Kearney State.....	L 88-93
@ Hastings.....	L 101-109
@ Peru State.....	W 111-71
@ Concordia, NE.....	W 83-71

## 1976-77 Head Coach Jim Seward (18-12)

H Northwestern.....	W 102-85
N Tarkio.....	W 82-73
@ Northwest Missouri.....	W 89-87
H Doane.....	W 98-80
@ Missouri Western.....	L 86-93
@ Midland.....	W 113-85
H Luther.....	W 78-77
H Buena Vista.....	L 87-100
@ UNO.....	L 94-109

## 1976-77 (continued)

H Chadron.....	W 91-81
H Missouri Western.....	W 89-77
@ Hastings.....	L 87-88
H Missouri Southern.....	L 87-95
H Pittsburg State.....	W 91-76
@ Doane.....	L 89-94
@ Fort Hays.....	W 93-88
@ Kearney State.....	L 96-101
@ Peru State.....	L 90-101
H Emporia State.....	W 100-84
H Washburn.....	W 79-60
H Hastings.....	W 93-78
H Fort Hays.....	W 98-82
H Kearney State.....	W 118-100
@ Missouri Southern.....	L 83-107
@ Pittsburg State.....	L 65-76
H Midland.....	W 101-86
@ Washburn.....	W 94-86
@ Emporia State.....	L 87-107
H Peru State.....	W 101-76
@ Chadron.....	L 73-74

## 1977-78 Head Coach Jim Seward (17-13)

H Bellevue College.....	W 85-81
H Peru State.....	W 102-89
N Benedictine.....	W 3OT 77-69
H Northwest Missouri.....	L 73-99
@ Missouri Western.....	L 72-97
@ Hastings.....	L 106-110
@ Mount Marty.....	L 64-80
H Dana College.....	W 91-81
H Phillips.....	W 60-57
@ Midland.....	W OT 97-93
@ Peru State.....	W 110-107
H Missouri Western.....	W 78-77
@ Doane.....	L 79-92
H Hastings.....	L 96-99
@ Missouri Southern.....	L 83-100
@ Pittsburg State.....	L 76-83
H Doane.....	W 97-69
H Fort Hays.....	W 112-92
H Kearney State.....	W 106-88
@ Chadron.....	L 63-86
@ Fort Hays.....	W 109-104
@ Kearney State.....	L 96-100
@ Washburn.....	L 85-92
@ Emporia.....	L 74-99
H Midland.....	W 102-88
H Missouri Southern.....	L 78-82
H Pittsburg State.....	W 87-76
H Chadron.....	W 100-97
H Emporia State.....	W 98-92
H Washburn.....	W 97-93

## 1978-79 Head Coach Bill Ivey (12-17)

@ Northwestern.....	L 56-74
@ Bellevue College.....	W 86-70
@ Peru State.....	W 66-60
H Missouri Western.....	W 56-51
H Hastings.....	L 77-88
@ Briar Cliff.....	L 56-81
H Midland.....	W 83-75
H Doane.....	W 73-71
@ Hastings.....	L 87-89
@ Kearney State.....	L 77-105
@ Fort Hays.....	L OT 61-64
@ South Dakota State.....	L 51-73
H Washburn.....	L 72-82
H Emporia.....	W OT 85-83
@ Missouri Western.....	L OT 67-73
H Kearney State.....	W 69-67
H Fort Hays.....	W 100-77
H Bellevue College.....	W 92-70
H Chadron.....	L 65-68

## 1978-79 (continued)

@ Pittsburg State.....	L 70-76
@ Missouri Southern.....	L 69-88
H Peru State.....	W 63-58
@ Washburn.....	L 68-70
@ Emporia State.....	L 78-91
@ Doane.....	L 72-83
H Pittsburg State.....	W 60-59
H Missouri Southern.....	L 71-74
@ Chadron.....	W 65-55
@ Hastings.....	L 85-87

## 1979-80 Head Coach Bill Ivey (8-17)

H Bellevue College.....	L 59-63
@ Peru State.....	W 58-44
@ Midland.....	L 69-79
@ Missouri Western.....	W 65-58
H Briar Cliff.....	W 2OT 81-72
@ Doane.....	L 59-81
H Missouri Western.....	L 46-47
H Peru State.....	W 70-59
H Doane.....	L 62-77
@ Washburn.....	L 57-60
@ Emporia State.....	L 70-86
@ Fort Hays.....	L 56-69
@ Kearney State.....	L 72-95
@ Briar Cliff.....	L 48-68
H Missouri Southern.....	L 2OT 73-75
H Pittsburg State.....	W 84-79
@ Chadron.....	L 68-70
H Washburn.....	L 59-73
H Emporia.....	W 76-73
@ Missouri Southern.....	L 63-68
@ Pittsburg State.....	W OT 80-75
@ Bellevue College.....	L 54-63
H Fort Hays.....	W 2OT 91-82
H Kearney State.....	L 69-82
H Chadron.....	L 52-56

## 1980-81 Head Coach Rick Weaver (15-19)

N Hastings.....	L 74-78
N Doane.....	L 64-71
N Midland.....	W 88-71
@ Bellevue College.....	L 80-84
@ Missouri Western.....	L 82-86
N Avila.....	L 72-75
N Benedictine.....	W 60-58
@ Briar Cliff.....	L 76-89
@ South Dakota State.....	L 74-95
H Nebraska Wesleyan.....	W 85-80
H Bellevue College.....	W 74-64
@ Doane.....	L 53-73
H Missouri Western.....	W 85-58
H Peru State.....	W 74-58
H Kearney State.....	L 69-86
H Fort Hays.....	L 85-91
H Doane.....	W 63-57
@ Pittsburg State.....	W 74-58
@ Missouri Southern.....	L 56-77
H Briar Cliff.....	L 60-80
@ Peru State.....	W 73-67
@ Washburn.....	L 62-68
@ Emporia State.....	L 85-69
H Chadron.....	W 76-61
H Pittsburg.....	W 74-69
H Missouri Southern.....	L 69-70
@ Kearney State.....	L 73-85
@ Fort Hays.....	L 66-88
H Bellevue College.....	W 63-61
H Emporia State.....	W 91-84
H Washburn.....	W 68-66
@ Chadron.....	L 49-55
N Chadron.....	W 69-67
@ Hastings.....	L 67-84





# WILDCAT ALL-TIME HISTORY



## 1981-82 Head Coach Rick Weaver (13-22)

N Dana College	W 91-64
N Concordia, NE	L 78-79
N Hastings	L 84-95
H Bellevue College	W 74-60
@ Missouri Western	L 77-91
H USD-Springfield	W 83-62
H Concordia, NE	L 83-86
@ Northwestern	W 89-84
H Midland	W 82-74
@ Dana College	W 67-63
N Marymount, KS	L 67-103
N Sterling, KS	W 87-81
@ Morningside	L 66-76
@ Concordia, NE	L 71-73
@ Peru State	W 69-67
H Missouri Western	W 63-62
@ Pittsburg State	L 61-62
@ Missouri Southern	L 76-83
@ Doane	L 77-89
H Briar Cliff	W 80-74
@ Kearney State	L 66-90
@ Fort Hays	L 71-77
H Washburn	L 56-66
@ Chadron	W 71-65
H Missouri Southern	W 65-64
H Pittsburg State	L 63-69
@ Bellevue College	L 54-90
H Fort Hays	L 63-72
H Kearney State	L 67-78
H Emporia State	L 65-68
H Peru State	W 97-83
@ Emporia State	L 54-81
@ Washburn	L 70-81
H Bellevue College	L 49-63
H Chadron	L OT 88-95

## 1982-83 Head Coach Rick Weaver (12-23)

N Doane	L 69-73
N Dana College	W 66-60
N Midland	W 82-72
H Peru State	W 62-59
H Concordia, NE	L OT 67-71
@ University of Iowa	L 49-69
@ USD-Springfield	L 78-86
N Benedictine	W 77-69
@ Missouri Western	L 68-74
@ Midland	L 63-74
@ Concordia, NE	W 91-77
H Dana College	W 84-68
H St. Olaf, MN	W 72-58
H Augustana, Ill	W 73-69
H Northwestern	W 92-73
@ Bellevue College	L 69-74
@ Peru State	L 76-82
H Missouri Western	W 66-63
H Kearney State	L 80-94
H Fort Hays	L 64-72
H Doane	L 76-79
@ Missouri Southern	L 72-86
@ Pittsburg State	L 51-65
@ Briar Cliff	L 80-89
@ Washburn	L 66-86
@ Emporia State	L 63-72
H Chadron	L 53-61
H Pittsburg State	W 64-57
H Missouri Southern	L 82-84
H Bellevue College	W 95-66
@ Fort Hays	L 70-77
@ Kearney State	L 88-92
H Emporia State	L 68-77
H Washburn	L 70-86
@ Chadron	L 68-69

## 1983-84 Head Coach Rick Weaver (12-22)


N Concoridia, NE	L 64-74
N Hastings	W 82-73
N Doane	W 73-69
@ Peru State	L 69-75
@ University of Northern Iowa	L 70-88
H Concordia, NE	W 88-78
@ Missouri Western	L 84-94
H Morningside	L 64-67
H Midland	L OT 79-84
@ Doane	L 67-98
H Midland	W 108-94
H Doane	L OT 67-68
@ Northwestern	L 61-81
@ Bellevue College	W 89-63
H Missouri Western	L 68-102
@ Dana College	W 80-71
@ Pittsburg State	L 64-73
@ Missouri Southern	L 58-65
H Washburn	W 84-64
H Emporia State	W 76-63
H Briar Cliff	W 79-75
@ Fort Hays	L 69-86
@ Kearney State	L 81-95
@ Chadron	W 72-65
@ Emporia State	L 2OT 74-78
@ Washburn	L 67-82
H Peru State	W 60-49
H Missouri Southern	L 58-59
H Pittsburg State	L 54-71
H Bellevue College	W 104-73
H Fort Hays	L 56-64
H Kearney State	L OT 84-86
H Chadron	L 73-74
@ Hastings	L 78-85

## 1984-85 Head Coach Rick Weaver (16-16)

@ Briar Cliff	L 73-90
H Doane	L 69-71
H Peru State	W 78-57
N Mayville State	W 75-62
@ Southwest, Minnesota	W 83-66
@ Drake	L 68-74
@ UNO	L 55-61
H Missouri Western	W 76-57
@ South Dakota State	L 62-82
@ Midland	W 95-86
@ Concordia (Neb.)	W 69-67
@ Missouri Western	W 76-75
@ Washburn	L 74-89
@ Emporia State	L 74-93
H Bellevue College	W 77-60
H Kearney State	L 68-76
H Fort Hays	L 50-64
H Chadron	W 91-72
@ Missouri Southern	L 86-94
@ Pittsburg State	W 68-67
@ Peru State	L 62-70
@ Fort Hays	L 78-97
@ Kearney State	L 88-103
@ Bellevue College	W 72-66
H Emporia State	W 78-76
H Washburn	W OT 68-64
@ Chadron	L OT 70-71
H Pittsburg State	W 91-74
H Missouri Southern	L 87-90
N Peru State	W 62-58
@ Doane	W 65-51
@ Kearney State	L 72-87

## 1985-86 Head Coach Steve Aggers (13-20)

H Briar Cliff	L 60-70
@ Westmar	W 66-50
H Concordia (Neb.)	W 90-77
@ Peru State	L 52-64
N Northwestern	L 54-77
N Westmar	L OT 66-68
@ Missouri Western	L 50-69
H Northwestern	W 54-48
@ Bellevue College	L 73-80
@ Southern Indiana	L 63-91
@ Kentucky Wesleyan	L 43-80
@ Kentucky State	W 84-70
H Missouri Western	L 52-55
@ Kearney State	L 62-76
@ Fort Hays	L 47-77
H Midland	W 74-54
H Missouri Southern	W 71-70
H Pittsburg State	L 61-63
@ Chadron	W 53-51
H Washburn	L 46-61
H Emporia State	L 66-89
H Peru State	W 74-64
@ Pittsburg State	L 69-89
@ Missouri Southern	L 52-70
H Bellevue College	W 91-68
H Fort Hays	L 37-72
H Kearney State	W 73-64
H Chadron	W 73-66
@ Emporia State	L 72-83
@ Washburn	L 43-69
H Westmar	W 65-51
@ Doane	W 64-61
@ Kearney State	L 60-63





# WILDCAT ALL-TIME HISTORY



1986-87

**Head Coach Steve Aggers  
(16-18)**

@ Briar Cliff	L 50-65
H Dana College	W 101-85
N Mckendree	L 76-81
N Central Methodist	L 60-66
H Peru State	W 81-61
@ Morningside	L 58-85
N Westmar	L 55-71
H Missouri Western	W 2OT 76-75
H Briar Cliff	W 64-54
@ Westmar	L 69-86
H Midland	W 78-56
@ Bellevue College	W 72-61
H Westmar	W 77-68
@ Midland	L 65-67
@ Missouri Western	L 2OT 84-87
H Pittsburg State	W 75-74
H Missouri Southern	W 70-69
@ Washburn	L 61-73
@ Emporia State	L 59-72
H Chadron State	L 71-73
H Kearney State	L 83-85
H Fort Hays	L 64-70
@ Peru State	W 82-59
H Emporia State	W 85-74
H Washburn	L 52-83
H Bellevue College	W 81-57
@ Missouri Southern	L 72-89
@ Pittsburg State	W 95-90
@ Chadron State	W 80-58
@ Fort Hays	L 58-90
@ Kearney State	L 79-82
H Dana College	W 84-75
@ Hastings	W 60-58
@ Kearney State	L 73-83

1987-88

**Head Coach Steve Aggers  
(13-17)**

N National College	L 71-83
@ South Dakota Tech	L OT 73-74
H Dana College	W 102-89
@ Rocky Mountain	W 82-55
N Western Montana	L 2OT 103-114
@ Missouri Western	L 62-89
@ Briar Cliff	W 65-64
@ University of Nebraska Omaha	L 64-83
@ Huron College	L 70-82
@ Sioux Falls	L 62-63
@ Dana College	W 85-64
H Midland	W 85-75
H Missouri Western	L 59-62
H Fort Hays	L 68-86
H Kearney State	W OT 70-69
@ Midland	W 86-70
@ Pittsburg State	L 73-80
@ Missouri Southern	W 74-48
H Washburn	L 68-75
H Emporia State	W 75-74
H Peru State	W 67-49
H Missouri Southern	W 63-56
H Pittsburg State	W OT 71-69
@ Kearney State	L 57-76
@ Fort Hays	L 50-67
H Briar Cliff	L 66-85
@ Emporia State	L 61-77
@ Washburn	L 65-99
H Concordia (Neb.)	W 71-62
@ Hastings	L 52-65

1988-89

**Head Coach Steve Aggers  
(17-12)**

N Dakota State	W 95-73
@ University of South Dakota	L 65-74
N Westmar	L 80-83
N William Penn	W 83-57
H Missouri Western	W 77-76
@ University of Nebraska Omaha	W 78-75
H Briar Cliff	W 77-71
H University of South Dakota	W 78-72
@ Metro State	L 64-92
N Angelo State	W 77-73
H Dana College	W 97-54
@ Missouri Western	L 62-79
H Mount Marty	W 92-64
@ Dana College	W 93-69
@ Washburn	L 65-82
@ Emporia State	L 60-63
H Kearney State	W 84-83
H Fort Hays	L 74-86
@ Peru State	W 66-64
@ Missouri Southern	W 85-61
@ Pittsburg State	W 82-73
@ Fort Hays	L 67-82
@ Kearney State	L 92-100
H Emporia State	W 72-66
H Washburn	W 74-69
@ Briar Cliff	L 74-80
H Pittsburg State	W 94-82
H Missouri Southern	L 67-69
@ Midland	L 76-86

1989-90

**Head Coach Steve Aggers  
(8-20)**

@ Regis	L 72-83
H Dana College	W 113-104
N Northwestern College	L 77-85
@ Southwest, Minnesota	W 72-69
H Northwest Missouri	L 68-101
H Missouri Western	W 88-86
H Benedictine	W 86-75
@ University of South Dakota	L 75-77
@ Alaska-Anchorage	L 59-96
@ Alaska-Anchorage	L 62-101
@ Alaska-Fairbanks	L 102-112
@ Alaska-Fairbanks	L 80-93
@ Briar Cliff	L 71-81
H Southwest Baptist	L 55-90
@ Dana College	W 108-99
@ Mount Marty	L 55-61
@ Northwest Missouri	L 49-83
H Kearney State	W 91-83
@ Chadron State	L 77-87
@ Fort Hays	L 61-82
H Sioux Falls	W 100-74
@ Kearney State	L 79-102
H Chadron State	W 95-83 OT
H Fort Hays State	L 69-84
@ Fort Hays State	L 76-105
N Emporia State	L 61-82
@ Benedictine	L 85-101
H Briar Cliff	L 74-77

1990-91

**Head Coach Mike Brewen  
(7-20)**

H Briar Cliff	L 56-79
N Huron College	W 70-69
N Mayville State	W 86-84
@ Morningside	L 62-104
N Cameron	L 65-82
N Central State	L 79-114
@ Missouri Western	L 50-78
H Chadron State	W 100-86
H South Dakota Tech	W 109-96
H North Dakota State	L 65-75
@ Northwest Missouri	L 60-85
@ Fort Lewis College	L 90-100

1990-91 (continued)


@ Adams State	L 77-84
H Western State	W 88-66
H Colorado Mines	W 105-69
H Mesa State	L 69-87
H Fort Hays	L 75-82
@ Western State	L 49-78
@ Mesa State	L 68-90
@ Colorado Mines	W 100-76
H Fort Lewis	L OT 97-98
H Adams State	L 57-72
@ Fort Hays	L 58-73
@ Kearney State	L 75-79
@ Briar Cliff	L 60-75
@ Chadron State	L 62-88
H Kearney State	L 76-78

1991-92

**Head Coach Mike Brewen  
(11-17)**

@ Mankato State	L 61-78
N Missouri Western	L 73-76
@ Southwest State, Minnesota	W 74-71
H Morningside	L 61-66
H Wisconsin-Parkside	W 100-66
H Northwestern	L 79-84
H Northwest Missouri	L 55-62
@ North Dakota State	L 65-74
@ Washburn	L 61-85
N West Texas State	L 69-82
@ South Dakota State	L 63-102
@ University of South Dakota	L 65-67
N Southern Colorado	W 76-63
N Northwest Oklahoma	W 67-62
@ Colorado Mines	W 94-74
H Viterbo	W 64-57
H Briar Cliff	L 50-58
H Nebraska-Kearney	W 86-66
@ Quincy	W 82-80
@ Olivet Nazarene	L 99-108 3 OT
@ Wisconsin-Parkside	L 60-78
@ Briar Cliff	L 65-82
@ Northwest Missouri	L 72-79
H Southwest State, Minnesota	W 79-65
@ Fort Hays State	L 62-86
H Fort Hays State	W 68-59
H Quincy	W 77-69
@ Nebraska-Kearney	L 82-88

"Something's 'Brewen' at WSC"



WAYNE STATE COLLEGE  
**WILDCATS**

Men's Basketball 1991-92





# WILDCAT ALL-TIME HISTORY



## 1992-93

### Head Coach Mike Brewen (7-20)

H St. Francis.....	W 70-68
N Morningside .....	L 68-87
N University of South Dakota .....	L 58-84
H Northwest Missouri .....	L 71-80
@ Bemidji State.....	L 81-88
@ South Dakota State.....	L 72-106
H Southwest State Minnesota .....	W 76-74
H Mankato State.....	L 48-73
@ Winona State .....	L 56-81
@ Viterbo.....	L 42-54
@ University of Nebraska Omaha .....	L 37-77
N Eastern New Mexico .....	L 56-57
N Bemidji State .....	W 76-71
@ Southwest State, Minnesota .....	W 59-53
H Dana College .....	W 73-71
@ Quincy.....	L 69-81
H Bemidji State.....	W 83-66
H Drury .....	W 61-60
@ Briar Cliff.....	L 73-79
H West Texas State .....	L 55-71
H Quincy.....	L 56-63
@ Wisconsin-Parkside .....	L 54-83
H Briar Cliff.....	L OT 75-82
@ Drury.....	L 2OT 78-81
@ Northwest Missouri .....	L 60-83
H Nebraska-Kearney .....	L 72-95
@ Nebraska-Kearney.....	L 80-108

## 1993-94

### Head Coach Mike Brewen (7-20)

H Northern State.....	L 75-95
N Colorado Mines.....	W 82-71
@ University of Denver .....	L 65-82
H Wisconsin-Parkside .....	L 73-85
@ Mankato State.....	L 77-91
H Morningside .....	W OT 102-99
H South Dakota State.....	L 68-74
@ St. Francis, Illinois.....	L 61-76
N Humboldt State .....	L 73-75
N Valley City State.....	W 86-77
H Bemidji State .....	L 94-105
H Dana College .....	W 91-89
@ Winona State .....	L 62-77
H Southwest State, Minnesota .....	W 87-79
@ Moorhead State .....	L 79-111
H Minnesota-Morris .....	L 66-93
@ Briar Cliff.....	L 84-90
@ Northern State, South Dakota.....	L 68-108
H Quincy.....	W 89-88
@ Bemidji State.....	L 91-99
H Winona State .....	L 67-70
@ Southwest State.....	W 80-61
H Briar Cliff.....	L 87-93
@ Minnesota Morris .....	L 60-85
H Nebraska-Kearney .....	L 67-84
@ Nebraska-Kearney.....	L 92-106
@ Quincy.....	L 69-89

## 1994-95

### Head Coach Greg McDermott (14-13)

H York College.....	W 137-38
H Dana College .....	W OT 78-73
@ University of Nebraska Omaha .....	L 79-86
@ South Dakota State.....	L 60-85
H St. Francis.....	L 71-74
@ Morningside .....	L 47-81
H Moorhead State .....	W 80-67
@ Northern State .....	L 72-89
H Northwest Missouri .....	W 80-79
@ Bemidji State.....	W 70-61
H Winona State .....	L 57-69
@ Southwest State.....	W 86-58
H Nebraska-Kearney .....	L 61-76
H Briar Cliff.....	W 86-70

## 1994-95 (continued)

@ Minnesota Morris .....	L 67-71
@ Nebraska-Kearney .....	L 71-88
H Northern State.....	W 80-63
H Quincy.....	W 79-76
H Bemidji State.....	W 99-53
H Teikyo Westmar .....	W 81-68
@ Winona State .....	L 62-64
H Southwest State.....	W 82-64
@ Briar Cliff.....	W 63-48
H Minnesota Morris .....	L 72-90
@ Rockhurst.....	W 75-70
H Nebraska Wesleyan.....	L 82-97
@ Quincy.....	L 75-107

## 1995-96

### Head Coach Greg McDermott (12-15)

H Nebraska Omaha.....	L 63-72
H Morningside .....	W OT 97-91
@ Southwest Baptist.....	W 95-85
@ Drury.....	L 76-87
H South Dakota State.....	L 64-86
@ St. Francis.....	L 73-75
@ Upper Iowa .....	L 58-86
@ Augustana.....	L 77-85
@ Northwest Missouri .....	L 60-63
H Dakota State .....	W 93-79
@ Huron College.....	L 55-85
H Moorhead State .....	L OT 98-102
H Rockhurst.....	W 70-65
H Southwest State.....	W 74-72
H Nebraska-Kearney .....	W 103-91
@ Moorhead.....	L 70-87
H Minnesota Morris .....	W 83-74
H Northern State.....	W 100-93
@ Bemidji State.....	W OT 100-91
@ Southwest State.....	L 80-88
H Briar Cliff.....	W 106-74
@ Nebraska-Kearney .....	L 75-83
H Westmar.....	W 75-46
@ Northern State .....	L 77-80
@ Minnesota Morris .....	L OT 89-101
@ Briar Cliff.....	L 66-73
H Bemidji State.....	W 88-78

## 1996-97


### Head Coach Greg McDermott (21-7)

H St. Francis.....	W 72-66
@ University of Nebraska Omaha .....	L 60-67
@ South Dakota State.....	L 86-94
H Dakota State.....	W 94-71
H Augustana.....	W 79-61
H Huron College.....	W 97-62
@ Northwest Missouri .....	W 77-70
@ Hawaii-Hilo.....	L 95-105
N Rio Grande.....	L 78-72
H Nebraska Christian .....	W 101-34
H Rockhurst.....	W 94-69
@ Southwest State.....	W 72-65
@ Midland.....	L 94-103
@ Briar Cliff.....	W 86-75
@ Minnesota Morris .....	L 78-103
H Nebraska-Kearney .....	W 96-80
@ Northern State .....	L 89-96
@ Bemidji State.....	W 71-57
H Southwest State.....	W 80-73
@ University of Denver .....	W OT 89-86
@ Nebraska-Kearney .....	W OT 95-92
H Presentation.....	W 94-59
H Briar Cliff.....	W 87-73
H Northern State.....	W 85-71
H Minnesota Morris .....	W 102-83
H Westmar.....	W 81-69
@ Rockhurst.....	W 2OT 104-102
H Bemidji State.....	W 87-49

## 1997-98

### Head Coach Greg McDermott (20-7)

H University of Nebraska Omaha.....	W 78-76
N Morningside .....	W 72-68
@ University of South Dakota .....	L 69-74
H St. Mary, Kansas.....	W 108-51
H Northwest Missouri .....	W 94-69
H South Dakota State.....	L 79-80
@ St. Francis.....	W 67-53
@ Rockford.....	W OT 85-78
@ Augustana.....	L 89-92
H University of Denver.....	W 81-63
H Winona State .....	W 68-65
@ San Francisco State .....	L 57-58
@ College of Notre Dame, California .....	W 81-60
H Southwest State.....	W 79-65
@ Minnesota Morris .....	L 68-71
@ Briar Cliff.....	W 85-75
@ Winona State.....	W 75-69
H Northern State.....	W 88-75
@ Bemidji State.....	W 66-60
H Briar Cliff.....	L 64-67
H Rockhurst.....	W 82-67
@ Southwest State.....	W 72-69
H Minnesota Morris .....	W 89-73
@ Northern State .....	L 79-92
H Midland.....	W 104-62
H Bemidji State.....	W 75-67
@ Rockhurst.....	W 76-73







# WILDCAT ALL-TIME HISTORY



**1998-99**

**Head Coach Greg McDermott  
(23-5)**

H Mount Marty	W 76-70
@ South Dakota State	L 75-80
H Morningside	W 82-75
H South Dakota	W 75-59
@ Wayne State, Michigan	L 65-78
@ Lake Superior State	W 92-80
H Augustana	W 96-62
@ Nebraska Omaha	W 74-67
@ Mankato State	W 71-56
H Rockford	W 110-82
H St. Francis	W 75-47
@ Rollins	W 72-50
@ Tampa	W 76-60
@ Minnesota Morris	W 79-45
H Southwest State	W 84-67
@ Rockhurst	W 80-73
H Northern State	W 78-70
H Bemidji State	W 83-50
@ Briar Cliff	W 93-77
H Drury	W 73-60
@ Southwest State	W 65-62
H Minnesota Morris	W 85-60
@ Northern State	L 73-84
@ Drury	L OT 62-65
H Briar Cliff	W 78-59
@ Bemidji State	W 90-57
H Rockhurst	W 89-65
H Nebraska-Kearney	L OT 92-94

**1999-00**

**Head Coach Greg McDermott  
(26-6)**

N South Dakota	L 64-66
@ Morningside	L 75-82
H Nebraska-Kearney	W 90-87
@ Augustana	W OT 90-86
H Mankato State	W 87-72
H Northern State	W 71-58
H Minnesota Morris	W 96-58
H Nebraska Omaha	W 79-70
H Grandview	W 106-57
@ Winona State	L 69-70
@ Concordia, Minnesota	W 86-62
H Southwest State	W 77-53
H Moorhead State	W 92-59
H Crookston	W 119-63
@ Bemidji State	L 66-75
@ Minnesota Duluth	L OT 88-94
@ Minnesota Morris	W 86-60
@ Northern State	W 86-63
H Briar Cliff	W 89-74
H Concordia, Minnesota	W 90-51
H Winona State	W 96-67
@ Southwest State	W 67-65
@ Crookston	W 107-68
@ Moorhead State	W 86-75
H Minnesota Duluth	W 98-88
H Bemidji State	W 89-66
H Minnesota Morris	W 100-63
N Southwest State	W 84-72
N Minnesota Duluth	W 72-60
N St. Cloud State	W 90-80
N University of South Dakota	W 86-83
@ Metro State	L 72-84

**2000-01**

**Head Coach Rico Burkett  
(15-15)**

N Northern Kentucky	L 74-78
N Armstrong Atlantic State	L 62-72
N Pittsburg State	W 72-70
N South Dakota	L OT 80-86
N Morningside	L 54-75
H South Dakota State	L 68-82

@ Nebraska-Kearney ..... L 80-93

**2000-01 (continued)**

@ Northern State	W 80-74
@ Minnesota Morris	W 88-57
H Lake Superior State	L 75-81
H Winona State	L 54-80
H Concordia St. Paul	W 76-55
@ Southwest Minnesota State	L 51-85
@ MSU Moorhead	W 60-44
@ Minnesota-Crookston	L 79-84
@ Nebraska Omaha	L 76-89
H Bemidji State	W 91-65
H Minnesota Duluth	W 82-69
H Minnesota Morris	W 91-65
H Northern State	L 70-75
@ Concordia St. Paul	L 60-66
@ Winona State	W OT 85-82
H Briar Cliff	W 92-87
H Southwest Minnesota State	W 86-78
H Minnesota Crookston	W 95-87
H MSU Moorhead	W 87-81
@ Minnesota Duluth	L 79-92
@ Bemidji State	W 81-70
H Bemidji State	W 73-67
N Winona State	L 58-77

**2001-02**

**Head Coach Rico Burkett  
(8-19)**

N Truman State	W 78-72
N Wisconsin Parkside	L 68-80
H Mount Marty College	W 83-68
H Nebraska-Kearney	L 67-79
H York College	W 89-62
@ Bemidji State	L OT 75-77
@ Minnesota Duluth	L 49-70
H Nebraska Omaha	L 70-81
H Augustana College	L 62-73
H Northern State	L 67-77
H Minnesota Morris	W 92-81
@ Winona State	L 58-63
@ Concordia St. Paul	L OT 65-67
H Southwest Minnesota State	L 66-71
H MSU Moorhead	W 72-69
H Minnesota Crookston	W 79-74
H Minnesota Duluth	L 61-66
H Bemidji State	L 68-77
@ Minnesota Morris	L OT 70-71
@ Northern State	L 65-90
H Concordia St. Paul	W 71-48
H Winona State	L 72-85
H Briar Cliff	W 71-59
@ Southwest Minnesota State	L 46-59
@ Minnesota Crookston	L OT 71-84
@ MSU Moorhead	L 48-76
@ Minnesota Duluth	L 62-79

**2002-03**

**Head Coach Rico Burkett  
(13-15)**

@ South Dakota	L 63-88
@ Northern Iowa	L 40-71
H Mount Marty College	W 86-74
@ Nebraska-Kearney	L 63-84
N Minnesota State Mankato	L 55-66
N Michigan Tech	L 59-78
H Briar Cliff	W 72-68
@ Nebraska Omaha	L 61-76
H St. Cloud State	L 57-77
H Bemidji State	W 78-71
H Minnesota Duluth	W OT 84-83
@ Northern State	L 55-69
@ Minnesota Morris	W 85-58
H Winona State	L 67-80
H Concordia St. Paul	W OT 79-77
@ Southwest Minnesota State	L 75-91
@ MSU Moorhead	L 65-80
@ Minnesota Crookston	W 79-64
@ Minnesota Duluth	L 65-68

@ Bemidji State ..... W 88-78


**2002-03 (continued)**

H Minnesota Morris	W 84-81
H Northern State	L 73-76
@ Concordia St. Paul	W 80-70
@ Winona State	W 71-56
H Southwest Minnesota State	W 70-55
H Minnesota Crookston	W 85-67
H MSU Moorhead	L 50-61
@ Minnesota Duluth	L 63-93

**2003-04**

**Head Coach Rico Burkett  
(14-14)**

@ Chadron State	L 72-75
H Briar Cliff	W 81-58
@ South Dakota	L 65-86
H York College	W 101-85
H Chadron State	W 87-60
H Nebraska-Kearney	L 86-90
@ St. Cloud State	L 71-72
H Nebraska Christian College	W 116-46
H Nebraska Omaha	W 80-74
H Minnesota Duluth	W 92-72
N Cal State Monterey Bay	W 77-63
@ Hawaii-Hilo	L 96-75
H Winona State	W 89-88
@ MSU Moorhead	W 68-65
@ Northern State	L 74-80
H Concordia St. Paul	W 94-55
@ Bemidji State	L 66-84
@ Minnesota Crookston	W OT 118-111
H Southwest Minnesota State	W 80-66
H Northern State	L 73-87
H MSU Moorhead	W 69-58
@ Minnesota Duluth	L 66-82
@ Concordia St. Paul	L 79-83
@ Winona State	L 70-87
H Minnesota Crookston	W 80-76
H Bemidji State	L 70-81
@ Southwest Minnesota State	L 69-71
@ Minnesota Duluth	L 65-68





# WILDCAT ALL-TIME HISTORY



## 2004-05 Head Coach Rico Burkett (11-16)

@ North Dakota.....	L 76-81
@ Northern Iowa.....	L 66-84
H York College.....	W 89-68
H Nebraska-Kearney.....	L 69-70
@ Augustana College.....	W 97-75
@ Nebraska Omaha.....	L 73-81
@ South Dakota.....	L 75-92
H Augustana College.....	W 79-72
@ South Dakota State.....	W 82-56
N Nebraska Omaha.....	L 59-77
H St. Cloud State.....	L 74-88
@ Northern State.....	L 69-77
@ MSU Moorhead.....	W 78-71
@ Winona State.....	W OT 87-84
@ Concordia St. Paul.....	L 88-96
H Minnesota Crookston.....	W 92-60
H Bemidji State.....	L 72-73
@ Southwest Minnesota State.....	L OT 95-97
@ Nebraska-Kearney.....	L 84-86
H Southwest Minnesota State.....	W 88-74
@ Bemidji State.....	L 68-70
@ Minnesota Crookston.....	L 67-81
H Concordia St. Paul.....	W 81-80
H Winona State.....	L 75-80
H MSU Moorhead.....	W 76-57
H Northern State.....	W 80-77
H Concordia St. Paul.....	L 84-93

## 2005-06 Head Coach Rico Burkett (8-17)

N St. Cloud State.....	W 80-78
@ Minnesota State.....	L 41-73
H Nebraska-Kearney.....	W 76-74
@ Fort Lewis.....	L 70-86
N ASC.....	L 48-74
@ South Dakota.....	L 60-71
H Morningside College.....	L 69-76
@ St. Cloud State.....	L 77-78
H Northern State.....	L 64-78
H MSU Moorhead.....	W 86-53
H Winona State.....	L OT 91-98
H Concordia-St. Paul.....	W 82-78
@ Minnesota, Crookston.....	W 68-54
@ Bemidji State.....	L 66-75
@ Nebraska-Kearney.....	L 74-88
H Southwest Minnesota State.....	L 60-81
H University of Mary.....	L 65-70
@ Southwest Minnesota State.....	L 63-64
H Bemidji State.....	W 65-59
H Minnesota, Crookston.....	W 70-53
@ Concordia University.....	L 56-66
@ Winona State.....	L 63-90
@ MSU Moorhead.....	W 68-59
@ Northern State.....	L 51-73
@ Southwest Minnesota State.....	L 57-71

## 2006-07 Head Coach Rico Burkett (15-13)

H York College.....	W 81-70
@ South Dakota.....	W 90-86
N North Dakota.....	L 66-71
N Dakota State.....	W 74-71
H Nebraska-Kearney.....	L 77-80
H Bemidji State.....	W 81-68
H Minnesota, Crookston.....	W OT 96-89
@ Northern State.....	L 66-82
@ University of Mary.....	W 84-71
H St. Cloud State.....	L 52-65
H Augustana.....	L 55-64
H Mount Marty College.....	W 70-67
H Winona State.....	L 74-107
H Upper Iowa University.....	W 75-62

H Morningside College..... W OT 90-84

## 2006-07 (continued)

@ Southwest Minnesota State.....	L 68-69
@ MSU Moorhead.....	W OT 91-88
@ Concordia-St. Paul.....	L 66-77
@ Minnesota, Crookston.....	W 82-80
@ Bemidji State.....	L 59-66
H University of Mary.....	W 75-65
H Northern State.....	L 68-82
@ Upper Iowa University.....	W 84-72
@ Winona State.....	L 72-80
H Southwest Minnesota State.....	W 74-70
H Concordia-St. Paul.....	L 72-80
H MSU Moorhead.....	W 65-62
@ Concordia-St. Paul.....	L 61-77

## 2007-08 Head Coach Rico Burkett (16-13)

H York College.....	W 71-70
H Chadron State.....	W 79-77
@ St. Cloud State.....	L 71-99
@ Chadron State.....	W 75-72
@ Nebraska-Kearney.....	W 83-77
@ Minnesota, Crookston.....	W 73-66
@ Bemidji State.....	L 67-68
@ Augustana.....	L 69-75
H University of Mary.....	W 72-60
H Northern State.....	L 68-75
@ Biola.....	L 48-50
@ UC San Diego.....	L 59-73
H Mount Marty College.....	W 67-62
@ Upper Iowa.....	W 74-72
@ Winona State.....	L 46-80
H SW Minnesota State.....	W 72-60
H Concordia-St. Paul.....	L 58-83
H MSU Moorhead.....	W 70-63
H Bemidji State.....	W 68-56
H Minnesota, Crookston.....	W 75-70
@ Northern State.....	L 61-68
@ University of Mary.....	W 73-65
H Winona State.....	L 60-82
H Upper Iowa.....	W 68-67
@ SW Minnesota State.....	L 74-84
@ MSU Moorhead.....	W 73-69
@ Concordia-St. Paul.....	L 69-77
@ Concordia-St. Paul.....	W OT 75-72
@ Winona State.....	L 62-71

## 2008-09 Head Coach Rico Burkett (11-16)


N Minnesota, Crookston.....	W 60-47
@ St. Cloud State.....	L 66-78
H Morningside.....	L 54-63
H Nebraska-Kearney.....	W 71-69
N MSU Moorhead.....	W 66-57
N Minnesota Duluth.....	L 58-66
@ Northern State.....	L 63-65
@ University of Mary.....	W 74-70
H Augustana.....	L 47-67
H York College.....	W 94-62
H Minnesota Duluth.....	L 72-82
H Bemidji State.....	W 81-60
@ Minnesota, Crookston.....	L 58-63
@ MSU Moorhead.....	W 73-60
H Winona State.....	L 76-85
H Upper Iowa.....	W 78-67
@ Minnesota State.....	L 71-87
@ Southwest Minnesota State.....	L 41-49
H St. Cloud State.....	L 50-66
H Concordia-St. Paul.....	L 74-81
@ Augustana.....	L 59-76
@ Winona State.....	L 68-77
@ Upper Iowa.....	L 42-53
H Northern State.....	W 71-65
H University of Mary.....	W OT 73-72
H Southwest Minnesota State.....	L 51-54
@ Bemidji State.....	W OT 88-87

## 2009-10 Head Coach Paul Combs (14-15)

H Buena Vista.....	L 61-62
H York College.....	L 61-71
N Benedictine.....	W 70-65
N Nebraska-Omaha.....	L 69-74
@ Nebraska-Kearney.....	L 56-64
H Northern State.....	W 74-72
H University of Mary.....	L 62-73
@ Augustana.....	L 64-77
H Morningside.....	W 79-74
@ Dakota State.....	W 81-36
@ Minnesota Duluth.....	L 2OT 78-79
@ Bemidji State.....	W 78-66
H Minnesota, Crookston.....	W 74-56
H MSU Moorhead.....	W 62-49
@ Winona State.....	L 63-67
@ Upper Iowa.....	W 57-53
H Minnesota State.....	L 52-68
H Southwest Minnesota State.....	W 2OT 83-74
@ St. Cloud State.....	L 66-74
@ Concordia-St. Paul.....	L 61-63
H Augustana.....	L 54-70
H Winona State.....	L 49-58
H Upper Iowa.....	W 63-54
@ Northern State.....	W 73-58
@ University of Mary.....	W 76-53
@ Southwest Minnesota State.....	L 69-70
H Bemidji State.....	W 91-48
@ Augustana.....	W 75-52
@ St. Cloud State.....	L 66-74

## 2010-11 Head Coach Paul Combs (13-14)

H Morningside.....	W 76-74
H Nebraska-Kearney.....	W OT 72-71
H York College.....	W 75-64
H Dakota State.....	W OT 84-80
@ Minnesota State.....	L 74-63
@ Southwest Minnesota State.....	L 73-43
H Northern State.....	W 79-60
H University of Mary.....	W 66-55
@ MSU Moorhead.....	W 73-66
@ Minnesota, Crookston.....	L 55-54
H Concordia-St. Paul.....	L 64-51
H St. Cloud State.....	W 69-53
@ Minnesota Duluth.....	W 2OT 111-104
@ Bemidji State.....	L 63-53







# WILDCAT ALL-TIME HISTORY



H Augustana ..... L 2OT 79-76

## 2010-11 (continued)

H Winona State ..... L 73-71  
H Upper Iowa ..... L 60-57  
@ St. Cloud State ..... L 66-59  
@ Concordia-St. Paul ..... W 70-62  
H Southwest Minnesota State ..... W OT 74-69  
H Minnesota State ..... L 75-62  
@ University of Mary ..... L 62-59  
@ Northern State ..... L 78-70  
@ Augustana ..... L 69-47  
H Minnesota, Crookston ..... W 63-62  
H MSU Moorhead ..... W 83-65  
@ Minnesota State ..... L 70-60

## 2011-12

### Head Coach Paul Combs (10-17)

H Morningside ..... L 55-75  
N Northwest Nazarene ..... L 54-61  
@ Colorado - Colorado Springs ..... W 67-61  
@ Nebraska-Kearney ..... L 77-85  
H Minnesota State ..... L 60-65  
H Southwest Minnesota State ..... L 54-73  
@ Northern State ..... L 41-57  
@ University of Mary ..... W 58-55  
H MSU Moorhead ..... L 51-55  
H Minnesota, Crookston ..... W 64-49  
@ Concordia-St. Paul ..... W 77-73  
@ St. Cloud State ..... L 47-64  
H Minnesota Duluth ..... L 71-74  
H Bemidji State ..... L 61-67  
@ Augustana ..... L 49-63  
@ Winona State ..... L 47-61  
@ Upper Iowa ..... L 51-55  
H St. Cloud State ..... L 51-54  
H Concordia-St. Paul ..... W 43-41  
@ Southwest Minnesota State ..... L 58-73  
@ Minnesota State ..... W 67-52  
H University of Mary ..... L 60-61  
H Northern State ..... W 85-75  
H Augustana ..... W 71-61  
@ Minnesota, Crookston ..... W 53-44  
@ MSU Moorhead ..... W 64-50  
@ Bemidji State ..... L 53-57

## 2012-13

### Head Coach Paul Combs (17-12)

@ Southwest Baptist (MO) ..... W 66-43  
N Lincoln (MO) ..... W 77-61  
H Nebraska-Kearney ..... W 78-69  
H Peru State ..... W 80-54  
H York College ..... W 86-71  
@ Augustana ..... L 66-72  
H Sioux Falls ..... W 55-53  
H Southwest Minnesota State ..... L 73-74  
@ Upper Iowa ..... L 56-77  
@ Winona State ..... L 60-74  
H Grace University ..... W 72-52  
H Concordia-St. Paul ..... W 61-55  
H Minnesota State ..... L 54-66  
@ Minnesota, Crookston ..... W 66-41  
@ Bemidji State ..... W 64-62  
H Augustana ..... W 64-63  
H Minot State ..... L 61-64  
H University of Mary ..... W 60-54  
@ Minnesota State ..... L 59-73  
@ Concordia-St. Paul ..... L 65-74  
H St. Cloud State ..... L 66-70  
H Minnesota Duluth ..... W 65-55  
@ Northern State ..... W 70-67  
@ MSU Moorhead ..... W 73-70  
@ Southwest Minnesota State ..... L 69-87  
@ Sioux Falls ..... W 77-57  
H Winona State ..... L 64-73  
H Upper Iowa ..... W 62-60  
@ Bemidji State ..... L 54-71

## 2013-14

### Head Coach Brian Dolan (9-19)

@ Nebraska Kearney ..... L 69-75  
H Mount Marty ..... W 85-64  
H Crown College ..... W 80-52  
H Augustana ..... L 45-70  
H Peru State College ..... W 86-68  
@ Sioux Falls ..... L 75-85  
@ Southwest Minnesota State ..... L 61-80  
H Minnesota State ..... L 55-86  
H Concordia-St. Paul ..... W 65-59  
@ Augustana ..... L 55-77  
@ Minot State ..... W OT 74-70  
@ U-Mary ..... W 66-57  
H Minnesota Crookston ..... W 65-51  
H Bemidji State ..... L 46-69  
@ Concordia-St. Paul ..... W 83-80  
@ Minnesota State ..... L 57-76  
H Southwest Minnesota State ..... L 56-58  
H Sioux Falls ..... L 83-95  
@ St. Cloud State ..... L 63-90  
@ Minnesota Duluth ..... L 53-76  
H Upper Iowa ..... L 53-73  
H Winona State ..... L 67-79  
H Northern State ..... L 59-90  
H MSU Moorhead ..... L 84-95  
@ Winona State ..... L 57-75  
@ Upper Iowa ..... L 74-85  
@ Bemidji State ..... W 88-76  
N Southwest Minnesota State ..... L 45-68

## 2014-15


### Head Coach Brian Dolan (7-22)

N Arkansas Tech ..... L 62-69  
N East Central (Okla.) ..... L 77-80  
H Iowa Wesleyan ..... W 81-63  
@ Augustana ..... L 71-89  
N Northern Michigan ..... W 70-63  
N Michigan Tech ..... L 56-75  
@ Concordia-St. Paul ..... L 59-72  
@ Minnesota State ..... L 62-82  
H Minnesota Crookston ..... L 57-61  
H Bemidji State ..... L 80-87  
H Mount Marty ..... W 93-52  
H Augustana ..... L 75-93  
@ Southwest Minnesota State ..... L 65-83  
@ Sioux Falls ..... L 77-80  
H Minnesota State ..... L 83-89  
H Concordia-St. Paul ..... L 69-80  
@ Minnesota Duluth ..... L OT 80-94  
@ St. Cloud State ..... L 77-94  
H Upper Iowa ..... L 64-76  
H Winona State ..... W 81-79  
@ Minot State ..... L 60-76  
@ University of Mary ..... W 77-75  
H MSU Moorhead ..... L 65-86  
H Northern State ..... L 61-85  
H Sioux Falls ..... W 73-50  
H Southwest Minnesota State ..... W 86-80  
@ Winona State ..... L 63-82  
@ Upper Iowa ..... L 86-92  
@ MSU Moorhead ..... L 60-89

## 2015-16

### Head Coach Brian Dolan (5-24)

@ Missouri Western State ..... L 75-81  
N Northwest Missouri State ..... L 52-89  
H Iowa Wesleyan ..... W 99-85  
H Augustana ..... L 69-94  
@ William Jewell ..... L 87-90  
H Concordia-St. Paul ..... W 84-76  
H Minnesota State ..... L 59-76  
@ Minnesota Crookston ..... L 70-68  
@ Bemidji State ..... L 69-79  
H Mount Marty ..... W 87-57  
@ Augustana ..... L 62-107  
H Southwest Minnesota State ..... L 73-82  
H Sioux Falls ..... L 70-79  
@ Minnesota State ..... L 81-86  
@ Concordia-St. Paul ..... L 64-69  
H Minnesota Duluth ..... W 93-85  
H St. Cloud State ..... L 74-108  
@ Upper Iowa ..... L OT 89-95  
@ Winona State ..... L 63-84  
H Nebraska-Kearney ..... L 69-86  
H Minot State ..... W 92-81  
H University of Mary ..... L 80-99  
@ MSU Moorhead ..... L 72-84  
@ Northern State ..... L 74-86  
@ Sioux Falls ..... L 58-79  
@ Southwest Minnesota State ..... L 76-88  
H Winona State ..... L 62-75  
H Upper Iowa ..... L 77-89  
@ MSU Moorhead ..... L 83-109







# WILDCAT ALL-TIME HISTORY



## 2016-17 Head Coach Jeff Kaminsky (10-19)

@ Missouri Western	W 70-57
N Northwest Missouri St.	L 58-76
@ Augustana	L OT 87-94
@ West Texas A&M	L 74-92
N Eastern New Mexico	L 2OT 86-89
@ Nebraska-Kearney	L 63-75
H Minnesota State	L 72-77
H Concordia-St. Paul	W 76-48
@ University of Mary	L 78-85
@ Minot State	W 85-80
H Augustana	L 60-93
H William Jewell	W 79-52
H Sioux Falls	L 58-64
H Southwest Minnesota State	L 73-85
@ Concordia-St. Paul	W 71-51
H Minnesota Duluth	L 78-87
H Northern State	L 66-76
H MSU Moorhead	L 87-95
@ Winona State	W 66-63
@ Upper Iowa	L 72-77
@ St. Cloud State	L 80-84
@ Minnesota Duluth	W 79-77
H Bemidji State	L 76-78
H Minnesota Crookston	W 79-72
@ Southwest Minnesota State	L 82-85
@ Sioux Falls	W 80-68
H Upper Iowa	L 65-67
H Winona State	W 74-59
@ St. Cloud State	L 78-92

## 2017-18 Head Coach Jeff Kaminsky (14-17)

@ Nebraska-Kearney	L 66-71
H Nebraska-Kearney	W 82-72
H Barclay College	W 100-58
H Augustana	W 80-75
N NYIT #	W 78-57
N Missouri Southern #	L 77-79
@ Minnesota State	L 58-86
@ Concordia-St. Paul	W 76-57
H Nebraska Christian	W 86-47
H University of Mary	W 85-63
H Minot State	L 68-69
H Mount Marty	W 92-69
H Morningside	L 66-70
@ Augustana	L 70-80
@ Sioux Falls	W 78-66
@ Southwest Minnesota	L 65-86
H Concordia-St. Paul	W 83-71
H Minnesota State	L 74-75
@ Northern State	L 69-71
@ MSU Moorhead	L 66-90
H Winona State	W 69-67
H Upper Iowa	L 76-84
H St. Cloud State	L 58-82
H Minnesota Duluth	W OT 88-86
@ Bemidji State	L 70-91
@ Minnesota Crookston	W 85-74
H Southwest Minnesota	L 60-75
H Sioux Falls	W 78-64
@ Upper Iowa	L 68-73
@ Winona State	L 71-89
@ St. Cloud State	L 57-81

# = Sanford Pentagon Classic

## 2018-19 Head Coach Jeff Kaminsky (21-10)

N Pittsburg State	W 95-92
@ Central Missouri	L 67-73
H Waldorf	W 84-56
H Nebraska Christian	W 101-52
H Mount Marty College	W 75-58
H Nebraska-Kearney	W 87-58
@ Augustana	W 65-54
@ Upper Iowa	W 83-56
@ Winona State	W OT 82-80
H Bemidji State	W 75-59
H Minnesota Crookston	W 72-52
H Augustana	L 71-72
@ Sioux Falls	L 71-77
@ Southwest Minnesota State	W 75-68
H Winona State	W 92-79
H Upper Iowa	W 85-81
@ MSU Moorhead	L 76-80
@ Northern State	W 84-81
H Minnesota State	L 79-90
H Concordia-St. Paul	W 77-68
@ University of Mary	W 67-48
@ Minot State	W 85-79
H St. Cloud State	L 79-91
H Minnesota Duluth	L 72-77
@ Concordia-St. Paul	W 94-74
@ Minnesota State	L 78-89
H Southwest Minnesota State	W 86-77
H Sioux Falls	W 77-79
H University of Mary	W 84-62
N St. Cloud State	W 77-76
N Southwest Minnesota State	L OT 78-84

## 2019-20 Head Coach Jeff Kaminsky (10-22)


N Ferris State	L 78-100
N Concordia-Irvine	L 73-75
N UT-Perian Basin	L 62-82
N East Central	L 76-89
@ Okla. Baptist	L 58-83
H Neb. Christian	W 80-54
H Concordia (NE)	W 92-70
H Central Missouri	W 73-63
H Augustana (SD)	L 66-75
H Upper Iowa	W 88-69
H Winona State	W 70-63
@ Bemidji State	L 61-90
@ Minn. Crookston	L 78-92
@ Neb. Kearney	L 64-77
@ Augustana (SD)	L 72-74
H Sioux Falls	L 65-77
H Southwest Minnesota State	L 59-62
@ Winona State	W 102-97
@ Upper Iowa	L 73-80
H MSU Moorhead	L 71-82
H Northern State	L 72-82
@ Minnesota State	W 73-71
@ Concordia St. Paul	W 66-63
H University of Mary	W 85-77
H Minot State	W 71-62
@ St. Cloud State	L 68-90
@ Minnesota Duluth	L 70-91
H Concordia-St. Paul	Lot 89-93
H Minnesota State	Lot 70-72
@ Southwest Minnesota State	L 61-78
@ Sioux Falls	L 64-75
@ MSU Moorhead	L 65-69

## 2020-21 Head Coach Jeff Kaminsky (11-7)

H Northern State	L 66-62
H Northern State	L 64-51
@ Concordia-St. Paul	W 88-76
@ Concordia-St. Paul	W 82-60
H Minnesota State	W 85-68
H Minnesota State	L 80-77
H Upper Iowa	W 99-71
H Upper Iowa	L 82-74
@ Winona State	W 58-57
@ Winona State	W 84-78
H Sioux Falls	L 70-68
H Sioux Falls	W 71-46
@ Southwest Minnesota State	W 82-54
@ Southwest Minnesota State	W 74-56
@ Augustana	L 60-57
@ Augustana	W 82-70
N St. Cloud State	W 73-70
N MSU Moorhead	L 84-72

## 2021-22 Head Coach Jeff Kaminsky (14-12)

@ Okla. Baptist	L 74-61
N Southeastern Okla.	L 80-64
H Bellevue	W 74-40
H Simpson	W 95-72
H Augustana	W 63-59
H Doane	L 76-72
H Nebraska-Kearney	W 67-64
H Southwest Minnesota State	W 68-65
@ Sioux Falls	L 81-79
H Concordia-St. Paul	W 60-41
H Minnesota State	W 79-69
@ Upper Iowa	L 88-76
@ Augustana	L 71-55
H Northern State	W 69-53
@ University of Mary	W 76-69
H St. Cloud State	W 83-59
H Minnesota Duluth	L 91-83
@ Minnesota Crookston	L 75-59
@ Bemidji State	W 77-71
H Upper Iowa	L 79-63
H Winona State	W 76-55
@ Minnesota State	L 81-76
@ Concordia-St. Paul	W 80-64
@ Southwest Minnesota State	L OT 60-55
H Sioux Falls	W 76-63
H St. Cloud State	L OT 100-98





# WSC ALL-TIME SERIES RECORDS



<u>Opponent</u>	<u>G</u>	<u>W</u>	<u>L</u>	<u>Pct.</u>
Adams State.....	4	1	3	.250
Alaska-Anchorage.....	2	0	2	.000
Alaska-Fairbanks.....	2	0	2	.000
Angelo State.....	1	1	0	1.000
Arkansas Tech.....	1	0	1	.000
Armstrong Atlantic.....	1	0	1	.000
Atlantico.....	1	1	0	1.000
<b>Augustana.....53...18...35...340</b>				
Augustana (Ill.).....	1	1	0	1.000
Avila.....	1	0	1	.000
Barclay College.....	1	1	0	1.000
Bellevue University.....	25	17	8	.680
<b>Bemidji State.....53...29...24...547</b>				
Benedictine.....	6	5	1	.833
Bethel.....	1	1	0	1.000
Biola.....	1	0	1	.000
Black Hills State.....	1	0	1	.000
Briar Cliff.....	51	27	24	.529
Buena Vista.....	19	11	8	.578
Cal State-Monterey Bay.....	1	1	0	1.000
Calif.-Notre Dame.....	1	1	0	1.000
Cameron.....	1	0	1	.000
Central Methodist.....	1	0	1	.000
Central Missouri.....	2	1	1	.500
Central State.....	1	0	1	.000
Chadron State.....	132	86	46	.652
Chicago Teachers.....	2	1	1	.500
College of Ozarks.....	1	1	0	1.000
Colorado Mines.....	7	6	1	.857
Colorado Springs.....	1	1	0	1.000
Colorado State.....	3	1	2	.333
Concordia (Neb.).....	23	18	5	.782
Concordia-Irvine.....	1	0	1	.000
<b>Concordia-St. Paul...47...28...19...596</b>				
Cotner.....	18	5	13	.278
Crown College.....	1	1	0	1.000
Culver-Stockton.....	1	1	0	1.000
Dakota State.....	6	6	0	1.000
Dakota Wesleyan.....	13	5	8	.384
Dana College.....	43	40	3	.930
Denver University.....	4	2	2	.500
DePaul.....	1	0	1	.000
Drake.....	1	0	1	.000
Doane.....	93	52	41	.559
Drury.....	6	3	3	.500
Dubuque.....	1	0	1	.000
East Central (Okla.).....	2	0	2	.000
Eastern Montana St.....	1	0	1	.000
Eastern New Mexico.....	2	0	2	.000
Eau Claire (Wis.).....	1	1	0	1.000
Elmhurst.....	1	0	1	.000
Emporia State.....	27	10	17	.370
Ferris State.....	1	0	1	.000
Fort Hays State.....	33	7	26	.212
Fort Lewis College.....	3	0	3	.000
Grace.....	1	1	0	1.000
Grand View.....	1	1	0	1.000
Guilford.....	1	0	1	.000
Gustavus Adolphus.....	4	1	3	.250
Hamline.....	2	1	1	.500
Hastings College.....	98	51	47	.520

<u>Opponent.....</u>	<u>G.....</u>	<u>W.....</u>	<u>L.....</u>	<u>Pct.</u>
Hawaii-Hilo.....	2	0	2	.000
Howard Payne.....	1	0	1	.000
Humboldt State.....	1	0	1	.000
Huron College.....	6	2	4	.333
Iowa Teachers.....	2	1	1	.500
Iowa Wesleyan.....	3	2	1	.667
John Brown.....	1	1	0	1.000
Kentucky State.....	1	1	0	1.000
Kentucky Wesleyan.....	1	0	1	.000
La Crosse State.....	2	1	1	.500
Lake Superior State.....	2	1	1	.500
Lakeland.....	1	0	1	.000
Lincoln (Mo.).....	3	1	2	.333
Luther.....	2	2	0	1.000
Macalester.....	2	1	1	.500
Marymount (Kan.).....	1	0	1	.000
Mayville State.....	3	3	0	1.000
McKendree.....	1	0	1	.000
Mesa State.....	2	0	2	.000
Metro State.....	2	0	2	.000
Michigan Tech.....	2	0	2	.000
Midland.....	109	75	34	.688
Milwaukee Teachers.....	2	0	2	.000
<b>Minn. Crookston.....34...25...9...735</b>				
<b>Minnesota Duluth.....28...10...18...357</b>				
Minnesota Morris.....	20	13	7	.650
<b>Minnesota State.....36...6...30...167</b>				
MSU Moorhead.....	41	23	18	.561
Minot State.....	8	5	3	.625
Missouri Southern.....	27	6	21	.222
Missouri Valley.....	2	2	0	1.000
Missouri Western.....	32	14	18	.438
Morningside.....	50	21	29	.420
Mount Marty.....	18	16	2	.889
National College.....	1	1	0	1.000
Nebraska Christian.....	5	5	0	1.000
<b>Nebraska-Kearney....167..76...91...455</b>				
Nebraska-Omaha.....	74	28	46	.378
Nebraska-Wesleyan.....	70	33	37	.471
Norfolk College.....	3	1	2	.333
Norfolk JC.....	1	0	1	.000
North Dakota.....	2	0	2	.000
North Dakota State.....	3	1	2	.333
Northern Colorado.....	1	0	1	.000
Northern Iowa.....	7	1	6	.142
Northern Kentucky.....	1	0	1	.000
Northern Michigan.....	1	1	0	1.000
<b>Northern State.....61...24...37...393</b>				
Northwest Nazarene.....	1	0	1	.000
Northwest Okla.....	1	1	0	1.000
NW Missouri State.....	23	7	16	.304
Northwestern.....	23	13	10	.565
NYIT.....	1	1	0	1.000
<b>Oklahoma Baptist....2...1...1...500</b>				
Olivet Nazarene.....	1	0	1	.000
Peru State.....	123	72	51	.585
Phillips.....	1	1	0	1.000
Pittsburg State.....	27	16	11	.593
Presentation.....	1	1	0	1.000
Quincy.....	8	4	4	.500

<u>Opponent.....</u>	<u>G.....</u>	<u>W.....</u>	<u>L.....</u>	<u>Pct.</u>
Regis.....	2	1	1	.500
River Falls State.....	1	1	0	1.000
Rockford.....	2	2	0	1.000
Rockhurst.....	8	8	0	1.000
Rocky Mountain.....	1	1	0	1.000
Rollins.....	1	1	0	1.000
Roosevelt.....	1	1	0	1.000
Saint Thomas.....	2	0	2	.000
San Francisco State.....	1	0	1	.000
Simpson.....	2	2	0	1.000
<b>Sioux Falls.....32...17...15...531</b>				
South Dakota.....	18	4	14	.222
South Dakota State.....	13	1	12	.076
South Dakota Tech.....	3	2	1	.667
S. Dakota Teachers.....	1	1	0	1.000
<b>Southeastern Okla. ..1...0...1...000</b>				
Southern Baptist.....	1	0	1	.000
Southern Colorado.....	1	1	0	1.000
Southern Indiana.....	1	0	1	.000
Southern State.....	26	23	3	.885
Southern Teachers.....	15	10	5	.667
Southwest Baptist.....	3	2	1	.667
Southwest Missouri.....	1	0	1	.000
<b>Southwest Minn. St. 78...42...36...538</b>				
<b>St. Cloud State.....31...6...25...194</b>				
Sterling.....	1	1	0	1.000
St. Francis.....	7	4	3	.571
St. Mary.....	1	1	0	1.000
St. Olaf (Minn.).....	1	1	0	1.000
St. Thomas (Minn.).....	2	0	2	.000
Stetson.....	1	0	1	.000
<b>Tampa.....1...1...0...1.000</b>				
Tarkio.....	1	1	0	1.000
Texas-Permian Basin.....	1	0	1	.000
Trinity.....	1	1	0	1.000
Truman State.....	1	1	0	1.000
UC-San Diego.....	1	0	1	.000
<b>Upper Iowa.....31...12...19...387</b>				
<b>Univ. of Mary (ND)....23...17...6...739</b>				
Univ. of Neb. (B team).....	8	6	2	.750
Viterbo.....	2	1	1	.500
Waldorf.....	1	1	0	1.000
Washburn.....	31	10	21	.323
Wayne State (Mich.).....	1	0	1	.000
West Texas St. (A&M).....	3	0	3	.000
Western Illinois.....	1	0	1	.000
Western College (Mont.).....	1	0	1	.000
Western New Mexico.....	1	0	1	.000
Western State.....	2	1	1	.500
Westmar/Teikyo.....	70	43	27	.614
William Jewell.....	2	1	1	.500
William Penn.....	1	1	0	1.000
<b>Winona State.....57...22...35...386</b>				
Wisc.-Parkside.....	5	1	4	.200
Valley City State.....	4	4	0	1.000
Yankton College.....	14	5	9	.357
<b>York College.....32...26...6...813</b>				
<b>Totals (107 years).....2486 1289 1197 .519</b>				
<b>Record vs. NSIC Opp. ....446.. 200...246 .448</b>				

2022-23 Opponents in BOLD



# **BASKETBALL LETTERWINNERS**



## **A**

Zane Abner, 2008-09  
Adol Aluong, 2011-12-13-14  
David Allen, 1991-92  
David Andersen, 2014-16  
Daniel Anderson, 1993-94-95-96  
James Anderson, 1946-48  
Loren Andrews, 1929-30-31-32  
Derek Archer, 2002-03-04-05  
Al Bahe, 1947-48-49-50

## **B**

Jason Bangs, 1993  
Jared Bartling, 2014  
Gene Baumert, 1947-49-50  
Jack Baumert, 1947-48-49-50  
Tyler Bauschek, 2011-12-13-14  
Charles Beazley, 1951-52  
Jay Bellar, 1980  
C. Wayne Benton, 1942-43  
Keith Berg, 1986-87-88  
Larry Berres, 1958-59  
Warren Best, 1940-41-42-43  
Gary Billings, 1977-78  
Elmer Blackbird, 1947-48  
Matt Blomenkamp, 1996  
Dale Bloss, 1944  
Darold Bobier, 1944  
Tony Bonner, 2017-18-19  
LeRoy Bruce, 1948-50  
Wilson Bryant, 1947  
Larry Buhl, 1955-56-57-58  
Isiah Burd, 2020  
Dovydas Burneika, 2015-16-17-18

## **C**

Levi Cahill, 2002-03  
Brett Cain, 2002-03-04-05  
Bryce Caldwell, 2005-06-07-08  
Vincent Cesair, 1993  
Prince Chukwuma, 2020  
Omar Clark, 1992-93-94-95  
Mark Cobb, 1996-97  
Jamal Cole, 2004-05  
Justin Cole, 1996-97  
Mick Collins, 1999  
Larry Coney, 1959-60-61-62  
D. Cook, 1947  
W. Cook, 1947  
Jordan Cornelius, 2015-16-17-18  
Robert Cunningham, 1936-37-38

## **D**

Kenneth Dahl, 1959-61-62  
Ryan Dahl, 2001  
Jack Dale, 1944  
Dean deBuhr, 1966  
Billy Delano, 2009  
Ben Dentlinger, 2018-19-20-21-22  
Jason Diaz, 1996-97-98-99

Michael Dickes, 2007  
Jamar Diggs, 2007-08  
Jon Dolliver, 1997-98-99-00  
Steven Dunbar, 1989-90-91-92  
Todd Dusenberry, 1991

## **E**

Justin Eagins, 2021-22  
Bradley Edwards, 1982-83  
Cedric Edwards, 1980-81-82  
Dean Elofson, 1967-68-69-70  
Douglas Emanuel, 1980-81-82-83  
Robert Ennis, 1955  
Noah Erickson, 2021-22  
Austin Esters, 2015-16-17-18

## **F**

Tanner Ferguson, 2011  
Nick Ferrarini, 2019-20  
Kenny Finco, 2014  
Harold Fitch, 1942-43-46  
Michael Fitzner, 1995-96-97  
Larry Folkers, 1958

## **G**

Ben Galemno, 2013  
Casey Gates, 1989  
Joel Gatewood, 1946  
Robert Geist, 1987-88  
Tim Gesell, 2001-02-03-04  
Joseph Gnat, 1995  
Dave Goede, 1961  
Bill Goodwin, 1968-69-70-71  
Brian Goodwin, 2016-17-18  
Mark Gracy, 1986-87  
Gerald Gunderson, 1951

## **H**

Grady Hansen, 1980-81-82-83  
Hiram Hansen, 1944-45  
Scott Hansen, 1999-00  
Francis Hanson, 1949  
Vernon Harder, 1947-48-49  
Clayfell Harris, 2012  
Virgil Harris, 1958  
Arnie Hayes, 1986-88-89  
Joel Heesch, 2014-15  
Eric Henderson, 1997-98-99-00  
Glen Hendrickson, 1944  
Jason Herlitzke, 1998-99-00-01  
Roger Higgins, 1952-53-54  
Gus Hinrich, 1949  
Dallas Hodges, 2004-05-06  
Michael Hoffart, 1985  
Brian Hoffman, 1998-99  
Bruce Hoffman, 1959  
Jordan Holdsworth, 2012-13-15  
Ben Hoskins, 2017  
Bill Hueser, 1955  
Gerald Hueser, 1957-58-59  
Joshua Hughes, 2006

Cory Humphries, 2009  
Douglas Hutchinson, 1981

## **J**

Brent Jackman, 2009  
Kendall Jacks, 2015-17-18-19  
Al'Tavius Jackson, 2019-20  
Jordan Janssen, 2019-20-21-22  
Vance Janssen, 2016-17-18-19  
Jason Jensen, 2010-11  
Bradley Joens, 1998-99-00-01  
Carl Johnson, 1950-51-52-53  
Dennis Johnson, 1961-62-63  
Eric Johnson, 2006-07-08  
Gordon Johnson, 1944  
Tyler Johnson, 1996-97-98-99  
Alan Jones, 1981-82  
Jaime Jones, 1996-97  
Ronald Jones, 1963 (Farnhamville, Iowa)  
Ronald Jones, 1971-72-73-74 (Kankakee, Ill.)  
Gordon Jorgensen, 1971-72  
Trevin Joseph, 2018-19

## **K**

Don Kane, 1949-50-51-52  
Lyle Kapaska, 1949  
Vernon Kaskey, 1951  
Fred Kjer, 1957  
Todd Klostermann, 2001-02-03-05  
Gary Kneifl, 1995-96  
Kevin Kobs, 2001-02-03-04  
Lowell Koehn, 1948-49-50  
Vernon "Pete" Kozisek, 1942-43  
Paul Krohn, 1957-58  
Dale "Pete" Kropp, 1950-52  
William Kropp, 1947-49-50-51  
Patrick Kurth, 2013-14-15  
Douglas Kuszak, 1989-90-91-92

## **L**

Zach LaFave, 2021-22  
John Lang, 1965-66  
Karter Lein, 2021-22  
Fred Letheby, 1946  
Stanley Lewis, 1974  
Ted Lindberg, 1952-53  
Kevin Lingenfelter, 1999-00-01-02  
Douglas Lollman, 1981-82-83  
Rodney Love, 1944  
J. Lytten, 1948

## **M**

Lowell Magdanz, 1942-43  
Terrance Mailloux, 1993-94-95  
Justin Malcom, 1995-96  
Stanley "Mike" Mallette, 1951-52-53-56  
Troy Malone, 2002-03-04-05





# **BASKETBALL LETTERWINNERS**



Brad Manley, 2000-01  
Ron Marcellus, 1959-60-61-62  
Cody McCullough, 2021-22  
Blake McGriff, 2008-09  
Morland McManigal, 1951-52  
Mike McNamara, 1986-87-88-89  
Leon McRae, 1980-81  
Marcus Messersmith, 2009  
Brian Metz, 2007-08-09-10  
David Meyer, 1954-55-56  
Alec Millender, 2021-22  
Elijah Miller, 2009-10-11  
Roger Miller, 1951-52-53-54  
Kingsley Miner, 1955-56-57-58  
Michael Mitchell, 1995  
Nate Mohr, 2019-20-21-22  
Adam Moon, 2016  
Bob Moore, 1958-59  
Darren Moore, 2012  
Dick Moore, 1954  
Jon Moore, 2002  
W. Elwood Morris, 1935-36  
James Morrison, 1948  
Max Mossman, 1949  
Nathan Mulder, 1998-99-00-01  
Patrick Murphy, 1988

## **N**

Tyler Nagy, 2015-16-17-18  
Curtis Neely, 2013  
Howard Nellor, 1958  
Chad Nelson, 1996-97-98  
Dennis Neubrand, 1966  
Marlin Nielsen, 1962-63  
Edward Nitz, 1946  
Will Nixon, 2013

## **O**

Bob Oakes, 1955  
Harold Olson, 1944  
Lawrence Osborne, 1942  
Troy Osterhaus, 1998

## **P**

Joel Parks, 1966-67-68-69  
Obi Patrick, 2020  
William Patterson, 1992-93-94-95  
Spencer Paulsen, 2010  
Jamie Pearson, 2014  
Henry Penner, 2020-21  
Elmer Peters, 1933-34-35-36  
Milton Peters, 1967-68-69  
Chuck Peterson, 1961-62  
Sherman Petite, 1989  
Craig Philipp, 1995-96-97-98  
Ryan Pick, 1996  
Dick Pineda, 1959-60-61  
Jack Pingel, 1954-55-56  
Rex Pressler, 1975-76  
Warren Price, 1952

## **Q**

Dean Quinn, 1984

## **R**

Charles Rachow, 1959  
Eric Radke, 1954-55-56-57  
Matt Rathje, 2005-06-07-08  
Ronald Raver, 1958-59  
F. Raymer, 1948  
Robert Reeson, 1978-79  
Harvey Reimers, 1950  
James Reinders, 1981-82  
Ervin Retzlaff, 1935-36-37-38  
Lawrence Retzlaff, 1946  
Wattie Rhoda, 1979-80  
Delmar Riessen, 1943  
R. Wayne Robinson, 1976-77  
Ryan Rolfzen, 2011-12-13-14  
Russell Rosenquist, 1985-86-87-88  
Gary Ross, 2014-15  
Ryan Rudloff, 2008-09-10-11  
Gregory Ryan, 1993-94 95-96

## **S**

Wayne Samuelson, 1952-53-54-55  
Justin Sanny, 2000-01-02-03  
Jay Saunders, 2021-22  
David Schneider, 1967-68-69-70  
John Schott, 1989-90-91-92  
Calvin Schulz, 1943  
Vontrell Seroyer, 2011-12  
Amry Shelby, 2010-11-12-13  
Tom Sherlock, 2003-04-05-06  
Steve Skradski, 1993-94  
Dusty Smith, 2003-04-05-06  
Harold Smith, 1955-56-57  
Virgil "Joe" Smith, 1939-40-41-42  
Marc Sommerfeld, 1969-70  
George Sorensen, 1949  
Brett Spiker, 2009-10  
Burt St. John, 1958-59  
Bradley Starken, 2010-11  
Sean Stokes, 2022  
James Strahan, 1948-50  
Robert Strathman, 1965-66-67-68  
Dave Summers, 1991-92-93  
Willie Summers, 1979-80  
Regg Swanson, 1973-74-75  
Shea Sweetland, 2021-22  
Richard Symonds, 1965-66-67-68

## **T**

Colin Tague, 2002-03-04  
Ben Tasa, 2010-11  
Jerry Taylor, 1961-62  
Tim Taylor, 2006-07  
Luke TerHark, 2017-18-19  
Nate Thayer, 2019-20-21-22  
C.A. Thomas, 1944  
Jonathon Thomas, 2006-07-08-09

Matt Thomas, 2016-17-18  
Sean Thurston, 2008  
Donald Tietgen, 1950-51-52-53  
Vince Tillo, 1985  
Dana Trofholz, 1969-70-71-72  
Dan True, 1956  
Nate Trueblood, 2008-09  
Bob Tushla, 1952-53-56-57

## **U**

D. Russ Uhing, 1982-83-84

## **V**

Grant Van Boening, 1944  
Trae VandeBerg, 2015  
Matt Van Voorst, 1997-98-99-00  
Gaylord Vogt, 1951

## **W**

Neal Walde, 1974-75  
Kent Wallace, 1946  
L. Walsh, 1947  
David Walters, 2006-07-08-09  
Joel Warner, 1942  
Brett Watson, 2002-03-04-05  
Rick Watson, 1990-91  
Charles Wehrer, 1937-39  
Harlan Welch, 1995  
Kyle White, 1993-94-95-96  
Vincent White, 1986  
James Whitney, 1954-55-56-57  
Kenneth Whorlow, 1943-46  
Ed Wiedenfeld, 1953-54  
Derrell Williams, 2011-12-13  
Rory Williams, 1999-00  
Marques Wilson, 1986-87-89  
Gerald Wisnieski, 1957-58-59  
Timothy Wobken, 1989  
Curt Woodin, 1995-96-97  
Gerald Woodin, 1969-70-71  
Ayron Worthington, 2012-13  
LaTroy Wright, 2013  
Nick Wuebker, 2012

## **Y**

Byron Young, 1989

## **Z**

JJ Zumbrennen, 2015-16-17-18

**Note:** Year listed is for the spring semester of that academic school year  
(i.e. - 2009 is for the 2008-09 year)

# ***Past Wildcat NCAA Tournament Teams***



**1998-1999**

**23-5**

**NCAA Division II Tournament qualifiers  
#1 seed and host for NCAA Division II  
North Central Regional  
Ranked 11th in final NCAA Division II poll**



**1999-2000**

**26-6**

**School record for wins in a season  
NSIC Co-Champions (regular season)  
NSIC Tournament Champions  
NCAA Division II Tournament qualifiers  
NCAA Division II Sweet 16**



**2020-2021**

**11-7**

**NSIC South Division Champions  
(2nd time in three years)  
NCAA Division II Tournament qualifiers**





## 2022-23 Wayne State College Men's Basketball Team

**Front Row:** Seated, left to right, Justin Eagins, David Harmon, Jay Saunders, Alec Millender, Karter Lein, Nate Mohr and Sean Stokes.

**Middle Row:** Athletic Trainer Muffin Morris, Student Assistant Carson Leibhart, Assistant Coach Nathan Stover, Head Coach Jeff Kaminsky, Graduate Assistant Coach Josh Lorensen, Volunteer Assistant Coach Rusty Parker and Strength and Conditioning Coach Dakota Coon,

**Back Row:** Standing, left to right, Ryan Blum, Evan Inselman, James Ogrodnik, Elijah Watson, Noah Erickson, Cody McCullough, Jordan Janssen and Nick Ferrarini.

