

WRIGHT STATE MEN'S BASKETBALL  
**RECORD BOOK**



# RECORD BOOK

## INDIVIDUAL RECORDS

### Points

One game-45 by Bill Edwards  
vs Morehead State, Dec. 8, 1992  
One season-757 by Bill Edwards, 1992-93  
Career-2,303 by Bill Edwards, 1989-93

### Field Goals

One game-20 by Bill Edwards  
vs Morehead State, Dec. 12, 1992  
One season-288 by Bill Edwards, 1992-93  
Career-861 by Bill Edwards, 1989-93

### Field Goals Attempted

One game-38 by Trey Calvin at Y'town St., Feb. 2, 2023 (30T)  
31 by Tim Walker vs Marian, Jan. 5, 1972;  
31 by Bill Edwards vs Cleveland St, Feb. 8, 1993  
One season-556 by Bill Edwards, 1992-93  
Career-1774 by Trey Calvin, 2019-24

### Field Goal Percentage (min. 10 attempts)

One game-1.000  
Bill Fogt (11-11) vs Cumberland, Jan. 24, 1972;  
Sean Hammonds (11-11) vs Ashland, Feb. 28, 1990  
One season-.689 by AJ Braun, 2021-24  
Career-.625 by Gary Monroe, 1981-83  
.625 by AJ Braun, 2021-24

### Three-Point Field Goals

One game-9 by Marcus Mumphrey  
vs Southern Utah, Feb. 9, 1991;  
vs Youngstown State, Jan. 20, 1988;  
vs Brooklyn, Feb. 20, 1989  
One season-104 by Cain Doliboa in 2001-02  
Career-291 by Grant Benzinger, 2014-18

### Three-Point Field Goals Attempted

One game-16 by Cain Doliboa  
at Detroit Mercy, Jan. 12, 2002  
One season-240 by Alex Huibregtse., 2024-25  
Career-731 by Grant Benzinger, 2014-18

### Three-Point Field Goal Percentage

One season-.547 by Scott Benton, 1989-90  
Career-.479 by Cain Doliboa, 2001-02

### Free Throws

One game-19 by Julius Mays vs UIC, Jan. 25, 2012  
One season-221 by Tanner Holden, 2021-22  
Career-534 by Tanner Holden, 2019-22; 23-24

### Free Throws Attempted

One game-22 by Bill Edwards vs UIC, March 9, 1993  
One season-280 by Tanner Holden, 2021-22  
Career-783 by Vernard Hollins, 2001-04

### Free Throw Percentage (min. 10 attempts)

One game-1.000  
Eddie Crowe (12-12) vs St. Joseph's, Dec. 11, 1978;  
Chris Wampler (12-12) vs U.S. International, Nov. 28, 1987;  
Kevin Melson vs Green Bay (14-14) Jan. 23, 1999;  
Kevin Melson vs Loyola (11-11) Jan. 25, 2001;  
Israel Sheinfeld (13-13) vs Alabama A&M, Nov. 28, 2000;  
DaShaun Wood (12-12) vs. Fort Wayne, Jan. 2, 2007;  
DaShaun Wood (12-12) vs. Butler, Feb. 10, 2007;  
Mark Alstork (11-11) at Youngstown State, Feb. 16, 2017  
Brandon Noel (11-11) vs. Princeton, Nov. 21, 2024  
One Season-.949 by Jesse Deister, 2000-01  
Career-.890 by Jesse Deister, 2000-02

### Rebounds

One game-22 by Thad Burton  
vs Old Dominion, Nov. 18, 1997  
One season-341 by Loudon Love, 2017-18  
Career-1,203 by Loudon Love, 2017-21

### Assists

One game-15 by Lenny Lyons  
vs Kentucky Wesleyan, Feb. 8, 1986  
vs Kentucky State, Feb. 27, 1986  
One season-259 by Lenny Lyons, 1985-86  
Career-744 by Mark Woods, 1988-93

### Steals

One game-8 by Mark Woods vs Wilmington, Dec. 5, 1992  
One season-109 by Mark Woods, 1992-93  
Career-314 by Mark Woods, 1988-93

### Personal Fouls

One season-117 by AJ Pacher, 2013-14  
Career-349 by AJ Pacher, 2010-14

### Highest Scoring Average

One season-25.2 by Bill Edwards, 1992-93  
Career-20.1 by Bill Edwards, 1989-93

### Highest Rebound Average

One season-10.9 by Thad Burton, 1997-98;  
by Bill Fogt, 1971-72  
Career-10.1 by Loudon Love, 2020-21

### Miscellaneous

Consecutive field goals made-  
19 by Gary Monroe, 1982-83  
Consecutive free throws made-  
47 by Jesse Deister, 2000-02  
Most points scored by opponents-  
53 by Tommie Johnson  
vs Central Michigan, Dec. 22, 1987  
Triple Double-  
-18 points, 10 rebounds, 11 assists, by  
Keion Brooks vs Butler Jan. 25, 1997  
-21 points, 11 rebounds, 10 assists, by  
Vernard Hollins vs Texas-Pan American, Jan. 14, 2004  
-14 points, 11 rebounds, 10 assists, by  
Justin Mitchell vs Green Bay, Feb. 11, 2017

## TEAM RECORDS

### Most Points

One half-80 vs St. Joseph's, March 2, 1983  
One game-136 vs Chicago State, Jan. 6, 1993  
One game, both teams-241:  
Charleston 149, Wright State 92, Feb. 18, 1985  
One season-2,767 in 2023-24  
Highest average-92.6 in 1990-91

### Least Points

One half-13 at Air Force, Dec. 7, 2011  
One game-34 at Air Force, Dec. 7, 2011

### Least Points by Opponents

One half-12 vs Norfolk State, Dec. 17, 2008  
One game-31 vs UIC, Jan. 24, 2009  
One season-1,663 in 1973-74  
1,618\*\* in 2020-21 (shortened season, COVID pandemic)

### Most Points by Opponents

One game-149 at Charleston, Feb. 18, 1985  
One season-2,599 in 2023-24

### Field Goals

One game-61 vs Northeastern Illinois, Jan. 6, 1979  
One season-1,091 in 1985-86

### Field Goals Attempted

One game-99 vs Northeastern Illinois, Jan. 6, 1979;  
vs Wilberforce, Nov. 29, 1980  
One season-2,140 in 2021-22

### Field Goal Percentage

One game-76.6 (49-64) vs Otterbein, Dec. 16, 1978  
One season-.553 in 1985-86

### Three-Point Field Goals

One game-16 at Oakland, Dec. 5, 2024  
One season-285 in 2016-17

### Three-Point Field Goals Attempted

One game-40 vs UIC, Dec. 28, 2018  
One season-818 in 2018-19

### Three-Point Percentage

One game-.700 (7-10)  
at Cleveland State, Jan. 18, 2007;  
vs Milwaukee, Feb. 12, 2012  
One season-.411 in 1986-87

### Free Throws

One game-43 vs U.S. International, Nov. 28, 1987  
One season-585, 1982-83

### Free Throws Attempted

One game-52 vs U.S. International, Nov. 28, 1987  
One season-806, 1982-83

### Free Throw Percentage

One game-1.000 vs Youngstown St. (18-18), Jan. 17, 2019;  
vs UIC (12-12), Jan. 4, 2007;  
vs Detroit Mercy (10-10), Dec. 2, 2006;  
vs Wilberforce (10-10), Jan. 13, 1975  
One season-.768, 2021-22

### Rebounds

One game-70 vs Clearwater Christian, Jan. 14, 1978  
One season-1,279, 2019-20

### Least Personal Fouls

One game-5 vs UIC, Jan. 6, 2022  
One season-364, 1972-73

### Most Personal Fouls

One game-38 vs Kentucky Wesleyan, March 6, 1982  
One season-602, 1975-76

### Most Assists

One game-34 vs Northeastern Illinois, Jan. 6, 1979;  
vs Marion, Jan. 15, 1986  
One season-653, 1985-86

### Miscellaneous

Largest scoring margin-15.5, 1980-81  
Most consecutive field goals-12  
vs Thomas More, Dec. 15, 1981;  
vs Indianapolis, Jan. 6, 1982;  
vs Gannon, Jan. 9, 1982  
Most consecutive free throws-17  
vs Gannon, Feb. 12, 1983;  
vs Bellarmine, Feb. 14, 1983;  
vs St. Michael's, Jan. 3, 1986

Largest winning margin-  
66, WSU 129, Morehead State 63, Jan. 2, 1993

Largest losing margin-  
68: Cincinnati 120, Wright State 52, Dec. 1, 1976  
Fewest points allowed Division I-31 vs. UIC, Jan. 24, 2009  
Most wins in one season-28, 1982-83 and 1985-86  
Most regular season wins (DI)-26, 1985-86  
Most regular season wins (DI)-25, 2019-20  
Most defeats in one season-20, 1996-97  
Longest winning streak-22, 1985-86  
Longest regular season winning streak-20, 1985-86  
Most league wins-15, 2019-20  
Most league road wins-7, 2023-24  
Longest home winning streak-41, 1984-86  
Longest winning streak in the P.E. Building-40, 1984-86  
Longest reg. season home winning streak-49, 1984-1987  
Longest losing streak-10, 2014-15  
Best season-.903 (28-3), 1985-86

# RECORD BOOK

## CAREER LEADERS

### Games Played

Player	Number	Years
1. Trey Calvin	153	2019-24
2. Andrew Welage	135	2020-25
3. AJ Pacher	133	2010-14
Parker Ernsthausen	133	2015-19
5. Reggie Arceneaux	132	2011-15
6. Grant Benzinger	132	2014-18
7. Vaughn Duggins	130	2006-11
8. Todd Brown	129	2006-10
Mark Hughes	129	2015-19
10. Will Graham	124	2005-09
Tanner Holden	124	19-22,23-24
Alex Huibregtse	124	2020-25

### Field Goals Made

Player	Number	Years
1. Bill Edwards	861	1989-93
2. Trey Calvin	784	2019-24
3. Loudon Love	725	2017-21
4. Tanner Holden	707	19-22,23-24
5. Keion Brooks	673	1995-99
6. Bob Schaefer	663	1975-79
7. Mark Vest	647	1983-86
8. DaShaun Wood	639	2003-07
9. Sean Hammonds	631	1989-94
10. Lyle Falknor	630	1972-76

### Field Goals Attempted

Player	Number	Years
1. Trey Calvin	1774	2019-24
2. Bill Edwards	1687	1989-93
3. Keion Brooks	1563	1995-99
4. DaShaun Wood	1444	2003-07
5. Vaughn Duggins	1414	2006-11
6. Loudon Love	1400	2017-21
7. Bob Schaefer	1371	1975-79
8. Trey Calvin	1334	2019-22
9. Vernard Hollins	1329	2000-04
10. Tanner Holden	1319	19-22,23-24

### Field Goal Percentage (min. 350 attempts)

Player	Number	Years
1. Gary Monroe	.625	1981-83
AJ Braun	.625	2021-24
3. Mike Nahar	.603	1989-94
4. Vitaly Potapenko	.602	1994-96
5. Grant Marion	.600	1984-86
6. Jimmie Carter	.583	1977-79
7. Rodney Benson	.580	1979-81
Brad Smith	.580	1988-89
Sean Hammonds	.580	1989-94
10. Jordan Pleiman	.573	2004-08

### Three-Point Field Goals Made

Player	Number	Years
1. Grant Benzinger	291	2014-18
2. Trey Calvin	244	2019-24
3. Alex Huibregtse	227	2020-25
4. Andy Holderman	197	1990-94
Todd Brown	197	2006-10
6. Vaughn Duggins	187	2006-11
7. Marcus Mumphrey	179	1988-91
8. Reggie Arceneaux	173	2011-15
9. Rob Welch	167	1993-97
10. Troy Tabler	165	2007-11

### Three-Point Field Goals Attempted

Player	Number	Years
1. Grant Benzinger	731	2014-18
2. Trey Calvin	688	2019-24
3. Alex Huibregtse	602	2020-25
4. Vaughn Duggins	521	2006-11
5. Todd Brown	503	2006-10
6. Marcus Mumphrey	487	1988-91

7. Reggie Arceneaux	472	2011-15
8. Andy Holderman	471	1990-94
9. Troy Tabler	458	2007-11
10. Mark Hughes	447	2015-19

### Three-Point Field Goal Percentage (min. 100 atpts)

Player	Number	Years
1. Cain Doliboa	479	2001-02
2. Scott Benton	457	1986-91
3. Matt Horstman	445	1986-89
4. Lenny Lyons	429	1986-87
5. Julius Mays	424	2011-12
6. Logan Woods	419	2023-pres.
7. Andy Holderman	418	1990-94
8. Chris Wampler	407	1986-90
9. Jesse Deister	407	2000-02
10. Grant Benzinger	.398	2014-18

### Free Throws Made

Player	Number	Years
1. Tanner Holden	534	19-22,23-24
2. Vernard Hollins	475	2006-11
3. Bill Edwards	460	1989-93
4. DaShaun Wood	451	2003-07
5. Vaughn Duggins	368	2006-11
6. Keion Brooks	363	1995-99
7. Kevin Melson	354	1998-01
8. Bob Grote	342	1972-76
Loudon Love	342	2017-21
10. Seth Doliboa	332	2001-04

### Free Throws Attempted

Player	Number	Years
1. Vernard Hollins	783	2000-04
2. Tanner Holden	727	19-22,23-24
3. Bill Edwards	621	1989-93
4. Loudon Love	575	2017-21
5. DaShaun Wood	572	2003-07
6. Keion Brooks	525	1995-99
7. Sean Hammonds	511	1989-94
8. Vaughn Duggins	475	2006-11
9. Kevin Melson	470	1998-01
10. Seth Doliboa	464	2001-04

### Free Throw Percentage (min. 100 attempts)

Player	Number	Years
1. Jesse Deister	.890	2000-02
2. Andy Holderman	.869	1990-94
3. Cole Gentry	.866	2017-20
4. Troy Tabler	.859	2007-11
5. Trey Calvin	.858	2019-24
6. Grant Benzinger	.837	2014-18
7. Gary Monroe	.830	1981-83
8. Matt Horstman	.815	1986-88
9. Mike Nahar	.808	1989-94
10. Alex Huibregtse	.807	2020-25

### Scoring Average

Player	Number	Years
1. Bill Edwards	20.1	1989-93
2. Vitaly Potapenko	19.9	1994-96
3. Rodney Benson	18.7	1979-81
4. Mark Vest	17.7	1983-86
5. Keion Brooks	16.2	1995-99
6. Roman Welch	16.5	1979-81
7. Tanner Holden	16.2	19-22,23-24
8. Kevin Melson	16.0	1998-01
9. Gary Monroe	15.7	1981-83
10. Mark Alstork	15.6	2015-17

### Rebounds

Player	Number	Years
1. Loudon Love	1123	2017-21
2. Bill Edwards	907	1989-93
3. Tanner Holden	844	19-22,23-24
4. Sean Hammonds	828	1989-94

5. Brandon Noel	789	2022-25
6. Jim Minch	784	1970-74
7. Bill Fogt	738	1970-74
8. Bob Schaefer	717	1975-79
9. Jordan Pleiman	685	2004-08
10. Grant Basile	616	2018-22

### Rebound Average

Player	Number	Years
1. Loudon Love	9.4	2017-21
2. Rondey Robinson	8.7	1987-89
3. Jim Minch	8.5	1970-74
4. Bill Fogt	8.1	1970-74
Brandon Noel	8.1	2022-25
6. Bill Edwards	8.0	1989-93
7. Roman Welch	7.4	1979-81
8. Rodney Benson	7.3	1979-81
Seth Doliboa	7.3	2001-04
Sean Hammonds	7.3	1989-94

### Personal Fouls

Player	Number	Years
1. AJ Pacher	349	2010-14
2. Jordan Pleiman	348	2004-08
3. Thomas Hope	342	1999-03
4. Grant Benzinger	333	2014-18
5. Bob Schaefer	332	1975-79
6. Steve Hartings	330	1977-81
7. Trey Calvin	310	2019-24
8. Loudon Love	308	2017-21
9. Cole Darling	300	2010-14
10. Sean Hammonds	295	1989-94
Rick Martin	295	1972-76

### Assists

Player	Number	Years
1. Mark Woods	744	1988-93
2. Lenny Lyons	571	1984-87
3. Trey Calvin	478	2019-24
4. Vernard Hollins	472	2000-04
5. DaShaun Wood	451	2003-07
6. Eddie Crowe	437	1977-81
7. Keion Brooks	400	1995-99
8. Rick Martin	352	1972-76
9. Vaughn Duggins	330	2006-11
Will Graham	330	2005-09

### Turnovers

Player	Number	Years
1. Mark Woods	386	1988-93
2. Vernard Hollins	350	2000-04
3. DaShaun Wood	319	2003-07
4. Tim Walker	315	1971-74
5. Delme Herriman	297	1992-96
Keion Brooks	297	1995-99
Loudon Love	297	2017-21
8. Trey Calvin	281	2019-24
9. Joe Jackson	275	1984-88
10. Sean Hammonds	263	1989-94

### Blocked Shots

Player	Number	Years
1. Loudon Love	138	2017-21
2. Grant Basile	127	2018-22
3. James Jones	99	1984-88
4. Dave Dinn	90	1986-91
Brandon Noel	90	2022-25
6. Bruno Petersons	84	1997-01
7. Mike Nahar	83	1989-94
8. Bill Edwards	80	1989-93
9. Seth Doliboa	79	2001-04
10. Fred Moore	76	1981-84

# RECORD BOOK

## Steals

Player	Number	Years
1. Mark Woods	314	1988-93
2. Rick Martin	261	1972-76
3. Bob Grote	228	1972-76
4. Bill Fogt	223	1970-74
5. DaShaun Wood	208	2003-07
6. Keion Brooks	200	1995-99
7. Trey Calvin	199	2019-24
8. Joe Jackson	195	1984-88
9. Tim Walker	191	1971-74
10. Lenny Lyons	173	1984-87

## Minutes Played

Player	Number	Years
1. Trey Calvin	4704	2019-24
2. Vaughn Duggins	4428	2006-11
3. DaShaun Wood	4241	2003-07
4. Tanner Holden	4074	19-22,23-24
5. Todd Brown	3900	2006-10
6. Vernard Hollins	3887	2000-04
7. Grant Benzinger	3884	2014-18
8. Bill Edwards	3635	1989-93
9. Keion Brooks	3629	1995-99
10. Drew Burlleson	3564	2003-07

## SEASON LEADERS

### Field Goals Made

Player	Number	Year
1. Bill Edwards	288	1992-93
2. Rodney Benson	266	1980-81
3. Trey Calvin	250	2022-23
4. Brad Smith	247	1988-89
Grant Basile	247	2021-22
6. Brandon Noel	238	2024-25
7. Stan Hearn	235	1981-82
8. Gary Monroe	231	1982-83
9. DaShaun Wood	223	2006-07
Mark Vest	223	1984-85

### Field Goals Attempted

Player	Number	Year
1. Bill Edwards	556	1992-93
2. DaShaun Wood	513	2006-07
3. Trey Calvin	508	2022-23
4. Grant Basile	496	2021-22
5. Keion Brooks	494	1998-99
6. Seth Doliboa	486	2002-03
8. Vaughn Duggins	452	2010-11
Mark Alstork	452	2016-17
10. Rodney Benson	442	1980-81

### Field Goal Percentage

Player	Number	Year
1. AJ Braun	.689	2023-24
2. Andrea Holden	.652	2024-25
3. Michael Imariagbe	.644	2024-25
4. Mike Nahar	.642	1992-93
5. Jeff Unverferth	.639	1991-92
6. Grant Marion	.638	1985-86
7. Gary Monroe	.631	1982-83
8. Drew Burlleson	.625	2003-04
9. Grant Basile	.617	2020-21
10. Gary Monroe	.614	1981-82

### Free Throws Made

Player	Number	Year
1. Tanner Holden	221	2021-22
2. Mark Alstork	176	2016-17
3. Vernard Hollins	160	2002-03
4. Vaughn Duggins	152	2010-11
5. Vitaly Potapenko	151	1994-95
6. DaShaun Wood	150	2005-06
7. Israel Sheinfeld	147	1999-00
8. Mike Nahar	143	1993-94

DaShaun Wood	143	2006-07
10. Israel Sheinfeld	142	2000-01

### Free Throws Attempted

Player	Number	Year
1. Tanner Holden	280	2021-22
2. Vernard Hollins	228	2002-03
3. Brad Smith	208	1988-89
Mark Alstork	208	2016-17
5. Vitaly Potapenko	206	1994-95
6. Vernard Hollins	204	2003-04
7. Vitaly Potapenko	197	1995-96
8. Israel Sheinfeld	190	1999-00
9. Fred Moore	189	1983-84
10. DaShaun Wood	188	2005-06

### Free Throw Percentage

Player	Number	Year
1. Jesse Deister	.949	2000-01
2. Andy Holderman	.912	1992-93
3. Cain Doliboa	.909	2001-02
4. Trey Calvin	.896	2023-24
5. Troy Tabler	.889	2009-10
6. Grant Benzinger	.888	2017-18
7. DaShaun Wood	.883	2006-07
Trey Calvin	.883	2022-23
9. Troy Tabler	.875	2010-11
10. Keith Miller	.859	1980-81

### Three-Point Field Goals Made

Player	Number	Year
1. Cain Doliboa	104	2001-02
2. Grant Benzinger	92	2017-18
3. Alex Huibregtse	90	2024-25
4. Andy Holderman	82	1993-94
5. Andy Holderman	81	1992-93
6. Bill Wampler	78	2018-19
Grant Benzinger	78	2016-17
8. Bill Wampler	74	2019-20
9. Rob Welch	72	1994-95
10. Mark Alstork	70	2016-17

### Three-Point Field Goals Attempted

Player	Number	Year
1. Alex Huibregtse	240	2024-25
2. Cain Doliboa	217	2001-02
3. Bill Wampler	214	2018-19
4. Andy Holderman	198	1993-94
5. Grant Benzinger	186	2016-17
6. Bill Wampler	183	2019-20
7. Mark Alstork	181	2016-17
8. Andy Holderman	177	1992-93
9. Seth Doliboa	176	2002-03
Tim Finke	176	2021-22

### Three-Point Field Goal Percentage (min. 50 atpts)

Player	Number	Year
1. Scott Benton	.547	1989-90
2. Matt Horstman	.489	1987-88
3. Cain Doliboa	.479	2001-02
4. Andrew Welage	.477	2022-23
5. Scottie Wilson	.473	2007-08
6. Chris Wampler	.472	1988-89
7. Reggie Arceneaux	.465	2013-14
8. Logan Woods	.461	2024-25
9. Andy Holderman	.458	1992-93
10. Andrew Welage	.452	2023-24

### Rebounds

Player	Number	Year
1. Loudon Love	341	2017-18
2. Grant Basile	307	2021-22
3. Thad Burton	305	1997-98
4. Rondey Robinson	299	1988-89
5. Bill Edwards	289	1992-93
6. Brandon Noel	288	2022-23

7. Loudon Love	280	2018-19
8. Justin Mitchell	267	2016-17
9. Brad Smith	266	1988-89
10. Loudon Love	261	2019-20

### Rebound Average

Player	Number	Year
1. Bill Fogt	10.9	1971-72
2. Thad Burton	10.89	1997-98
3. Rondey Robinson	10.7	1988-89
4. Loudon Love	10.1	2020-21
5. Jim Minch	10.0	1972-73
6. Loudon Love	9.7	2017-18
Loudon Love	9.7	2019-20
8. Bill Edwards	9.6	1992-93
9. Brad Smith	9.5	1988-89
10. Jim Thacker	9.0	1970-71

### Personal Fouls

Player	Number	Year
1. AJ Pacher	117	2013-14
2. Michael Karena	113	2014-15
3. Grant Marion	111	1985-86
4. Vitaly Potapenko	110	1994-95
5. Michael Karena	108	2015-16
6. Cole Darling	107	2013-14
7. Jerran Young	105	2013-14
8. Grant Basile	101	2021-22
9. Gary Monroe	100	1982-83
AJ Pacher	100	2011-12
Jerran Young	100	2012-13
Mark Alstork	100	2015-16

### Assists

Player	Number	Year
1. Lenny Lyons	259	1985-86
2. Mark Woods	253	1992-93
3. Mark Woods	206	1990-91
4. Lenny Lyons	199	1986-87
5. Corey Brown	163	1987-88
6. Mark Woods	156	1988-89
7. Tyrell Cromwell	147	1989-90
8. Anthony Bias	136	1981-82
9. Bill Wilson	133	1979-80
10. DaShaun Wood	131	2005-06
DaShaun Wood	131	2006-07
Trey Calvin	131	2023-24

### Points

Player	Number	Year
1. Bill Edwards	757	1992-93
2. Tanner Holden	723	2021-22
3. Grant Basile	664	2021-22
4. Trey Calvin	651	2022-23
5. DaShaun Wood	648	2006-07
6. Brandon Noel	627	2024-25
7. Seth Doliboa	625	2002-03
8. Rodney Benson	612	1980-81
9. Brad Smith	608	1988-89
Mark Alstork	608	2016-17

### Scoring Average

Player	Number	Year
1. Bill Edwards	25.2	1992-93
2. Seth Doliboa	22.3	2002-03
3. Rodney Benson	21.9	1980-81
4. Brad Smith	21.7	1988-89
5. Bill Edwards	20.9	1991-92
6. Keion Brooks	20.70	1998-99
7. Vitaly Potapenko	20.69	1995-96
8. Trey Calvin	20.3	2022-23
9. Tanner Holden	20.1	2021-22
10. Vernard Hollins	19.9	2002-03

# RECORD BOOK

## Turnovers

Player	Number	Year
1. Mark Alstork	136	2016-17
2. Vitaly Potapenko	133	1994-95
3. Tim Walker	122	1971-72
4. Mark Woods	115	1992-93
5. Keion Brooks	107	1997-98
Mark Woods	107	1990-91
Grant Basile	107	2021-22
8. Gary Monroe	106	1982-83
9. Marcus May	105	1998-99
10. Justin Mitchell	103	2016-17

## Blocked Shots

Player	Number	Year
1. Grant Basile	59	2021-22
2. James Jones	51	1986-87
3. Jerran Young	41	2013-14
4. Rodney Benson	40	1980-81
Mike Nahar	40	1993-94
Loudon Love	40	2019-20
7. Vitaly Potapenko	39	1994-95
Bruno Petersons	39	2000-01
Grant Basile	39	2020-21
10. AJ Braun	36	2023-24

## Steals

Player	Number	Year
1. Mark Woods	109	1992-93
2. Rick Martin	103	1974-75
3. Bob Grote	99	1974-75
4. Rick Martin	94	1973-74
5. Dave Magill	88	1970-71
6. Mark Donahue	85	1970-71
7. Mark Woods	81	1990-91
8. Bob Grote	78	1973-74
9. Joe Jackson	76	1986-87
Mark Woods	76	1988-89

## Minutes Played

Player	Number	Year
1. Tim Finke	1298	2021-22
2. Tanner Holden	1273	2021-22
3. Grant Benzinger	1219	2017-18
4. DaShaun Wood	1195	2006-07
5. Grant Basile	1172	2021-22
6. Trey Calvin	1166	2021-22
7. Vaughn Duggins	1160	2010-11
8. Cole Gentry	1156	2018-19
9. Tim Finke	1124	2022-23
10. Brandon Noel	1118	2024-25

## Senior Scoring

Player	Games	Pts	Year
1. Bill Edwards	30	757	1992-93
2. Trey Calvin	32	651	2022-23
3. DaShaun Wood	33	648	2006-07
4. Rodney Benson	28	612	1980-81
5. Brad Smith	28	608	1988-89
6. Trey Calvin	31	607	2023-24
7. Gary Monroe	32	599	1982-83
8. Vaughn Duggins	33	593	2010-11
9. Keion Brooks	27	559	1998-99
10. Fred Moore	28	547	1983-84

## Junior Scoring

Player	Games	Pts	Year
1. Tanner Holden	36	723	2021-22
2. Grant Basile	36	664	2021-22
3. Brandon Noel	33	627	2024-25
4. Seth Doliboa	28	625	2002-03
5. Mark Alstork	32	608	2016-17
6. Bill Edwards	28	586	1991-92
7. Vernard Hollins	28	557	2002-03
8. Vitaly Potapenko	26	538	1995-96
9. Mark Vest	29	535	1984-85

10. Bill Wampler	35	525	2018-19
------------------	----	-----	---------

## Sophomore Scoring

Player	Games	Pts	Year
1. Vitaly Potapenko	30	575	1994-95
2. Bill Edwards	28	528	1990-91
3. Loudon Love	34	513	2018-19
4. Mark Vest	28	509	1983-84
5. Israel Sheinfeld	28	476	1999-00
6. Bob Schaefer	27	456	1976-77
7. DaShaun Wood	27	456	2004-05
8. Seth Doliboa	28	455	2001-02
9. Brandon Noel	31	451	2023-24
10. Mark Alstork	35	434	2015-16

## Freshman Scoring

Player	Games	Pts	Year
1. Loudon Love	35	451	2017-18
2. Bill Edwards	28	432	1989-90
3. Brandon Noel	33	429	2022-23
4. Dave Magill	25	420	1970-71
5. Sean Hammonds	28	397	1989-90
6. Tanner Holden	32	378	2019-20
7. Bob Schaefer	28	338	1975-76
8. Keion Brooks	27	335	1995-96
9. Lyle Falknor	21	331	1972-73
10. Bill Fogt	25	296	1970-71
Vaughn Duggins	33	296	2006-07

## Leading Scorers By Season

Year	Player, Position	Pts	Avg.
1971	Dave Magill, G	420	16.8
1972	Tim Walker, G	394	17.1
1973	Lyle Falknor, F	331	15.7
1974	Bob Grote, G	357	14.2
1975	Bob Grote, G	428	17.1
1976	Bob Grote, G	479	17.1
1977	Bob Schaefer, F	456	16.9
1978	Bob Schaefer, F	473	17.5
1979	Bob Schaefer, F	367	14.1
1980	Roman Welch, F	484	17.9
1981	Rodney Benson, F	612	21.9
1982	Stan Hearns, F	516	17.8
1983	Gary Monroe, F	599	18.7
1984	Fred Moore, C	547	19.5
1985	Mark Vest, F	535	18.4
1986	Andy Warner, F	517	17.8
1987	Joe Jackson, G	462	16.5
1988	Joe Jackson, G	429	15.9
1989	Brad Smith, F	608	21.7
1990	Bill Edwards, F	432	15.4
1991	Bill Edwards, F	528	18.9
1992	Bill Edwards, F	1586	20.9
1993	Bill Edwards, F	757	25.2
1994	Mike Nahar, C	463	15.4
1995	Vitaly Potapenko, C	575	19.2
1996	Vitaly Potapenko, C	538	20.7
1997	Keion Brooks, G	393	14.6
1998	Keion Brooks, G	479	17.1
1999	Keion Brooks, G	559	20.7
2000	Kevin Melson, F	410	18.6
2001	Kevin Melson, F	435	15.0
2002	Cain Doliboa, F	470	16.8
2003	Seth Doliboa, F	625	22.3
2004	Vernard Hollins, G	456	16.3
2005	DaShaun Wood, G	456	15.2
2006	DaShaun Wood, G	502	17.9
2007	DaShaun Wood, G	648	19.6
2008	Vaughn Duggins, G	429	13.8
2009	Todd Brown, G	387	11.7
2010	Vaughn Duggins, G	412	14.2
2011	Vaughn Duggins, G	593	18.0
2012	Julius Mays, G	423	14.1
2013	Cole Darling, F	249	11.3
2014	AJ Pacher, F	410	11.4
2015	JT Yoho, F	250	15.6

2016	Mark Alstork, G	434	12.4
2017	Mark Alstork, G	608	19.0
2018	Grant Benzinger, G	499	14.3
2019	Loudon Love, C	513	15.1
2020	Loudon Love, C	429	15.9
2021	Loudon Love, C	399	16.6
2022	Tanner Holden, G	723	20.1
2023	Trey Calvin, G	651	20.3
2024	Trey Calvin, G	607	19.6
2025	Brandon Noel, F	627	19.0

## Leading Rebounders By Season

Year	Player, Position	Avg.
1971	Jim Thacker, F	8.9
1972	Bill Fogt, F	10.0
1973	Jim Minch, C	10.0
1974	Jim Minch, C	8.9
1975	Bob Grote, G	5.1
1976	Bob Schaefer, F	7.5
1977	Curt Shellabarger, C	7.8
1978	Bob Schaefer, F	7.0
1979	Jimmie Carter, F	5.4
1980	Roman Welch, F	8.3
1981	Rodney Benson, F	8.2
1982	Gary Monroe, F	5.3
1983	Gary Monroe, F	7.5
1984	Fred Moore, C	7.5
	Steve Purcell, F	7.5
1985	Mark Vest, F	6.0
1986	Grant Marion, C	7.5
1987	James Jones, F	6.5
1988	Ronday Robinson, F-C	6.5
1989	Ronday Robinson, F-C	10.7
1990	Sean Hammonds, F	7.1
1991	Bill Edwards, F	7.2
1992	Bill Edwards, F	8.0
1993	Bill Edwards, F	9.6
1994	Sean Hammonds, F	7.8
1995	Vitaly Potapenko, C	6.4
1996	Vitaly Potapenko, C	7.4
1997	Keion Brooks, G	4.7
1998	Thad Burton, C	10.9
1999	Kevin Melson, F	6.7
2000	Israel Sheinfeld, C	7.7
2001	Kevin Melson, F	6.4
2002	Seth Doliboa, F	7.0
2003	Seth Doliboa, F	7.5
2004	Seth Doliboa, F	7.4
2005	Zach Williams, F	6.0
2006	Jordan Pleiman, C	6.7
2007	Drew Burleson, F	5.8
2008	Scottie Wilson, F	7.2
2009	Cory Cooperwood, F	5.4
2010	Cory Cooperwood, F	6.1
2011	N'Gai Evans, G	3.9
2012	Cole Darling, F	3.6
2013	Cole Darling, F	4.6
2014	AJ Pacher, F	4.9
2015	JT Yoho, F	6.4
2016	Joe Thomasson, G	5.3
2017	Justin Mitchell, G	8.3
2018	Loudon Love, C	9.7
2019	Loudon Love, C	8.2
2020	Loudon Love, C	9.7
2021	Loudon Love, C	10.1
2022	Grant Basile, F	8.5
2023	Brandon Noel, F	8.7
2024	Brandon Noel, F	8.0
2025	Brandon Noel, F	7.7

## MVPS AND RAIDER AWARD WINNERS

	<b>MVP</b>	<b>Kendall Griffin Raider Award</b>
1970-71	Mark Donahue	Bill Fogt
1971-72	Bill Fogt	Bill Fogt
1972-73	Jim Minch	Rick Martin
1973-74	Jim Minch	Rick Martin
1974-75	Bob Grote, Lyle Falknor	Rick Martin
1975-76	Bob Grote, Rick Martin	Lyle Falknor
1976-77	Bob Schaefer	Bob Cook
1977-78	Bob Schaefer	Joe Fitzpatrick
1978-79	Bob Schaefer	Bob Cook
1979-80	Rodney Benson, Roman Welch	Eddie Crowe, Steve Hartings
1980-81	Rodney Benson	Steve Hartings
1981-82	Stan Hearn	T.C. Johnson
1982-83	Gary Monroe	T.C. Johnson, Steve Purcell
1983-84	Fred Moore	Steve Purcell
1984-85	Mark Vest	Rodney Webb
1985-86	Andy Warner, Mark Vest	Joe Jackson
1986-87	Lenny Lyons, Joe Jackson	Dave Dinn
1987-88	Joe Jackson	Ronday Robinson
1988-89	Ronday Robinson, Brad Smith	Chris Wampler
1989-90	Bill Edwards	Chris Wampler
1990-91	Bill Edwards, Mark Woods	Sean Hammonds
1991-92	Bill Edwards	Rob Haucke
1992-93	Bill Edwards, Mark Woods	Jeff Unverferth
1993-94	Mike Nahar	Delme Herriman
1994-95	Vitaly Potapenko	Delme Herriman
1995-96	Vitaly Potapenko	Delme Herriman
1996-97	Keion Brooks	Rob Welch
1997-98	None Awarded	Steno Kos
1998-99	None Awarded	Bruno Petersons
1999-00	None Awarded	Bruno Petersons
2000-01	None Awarded	Tyson Freeman
2001-02	None Awarded	Tyson Freeman
2002-03	Seth Doliboa	Tyson Freeman
2003-04	Vernard Hollins	Vova Severovas
2004-05	DaShaun Wood, Zach Williams	Drew Burleson
2005-06	DaShaun Wood	Jaron Taylor
2006-07	DaShaun Wood	Drew Burleson
2007-08	Vaughn Duggins	Scottie Wilson
2008-09	Todd Brown	Cory Cooperwood
2009-10	Vaughn Duggins	Cory Cooperwood
2010-11	Vaughn Duggins, N'Gai Evans	Cooper Land
2011-12	None Awarded	Johann Mpondo
2012-13	Cole Darling	Matt Vest
2013-14	AJ Pacher	Matt Vest
2014-15	None Awarded	Kendall Griffin
2015-16	None Awarded	None Awarded
2016-17	None Awarded	None Awarded
2017-18	Grant Benzinger	Grant Benzinger

# ALL-TIME HONORS

## ALL-AMERICAN DIVISION II

1976	Bob Grote
1981	Rodney Benson
1981	Roman Welch
1983	Gary Monroe
1984	Fred Moore
1985	Andy Warner
1986	Grant Marion
1986	Mark Vest

## ACADEMIC ALL-AMERICAN

1986	Mark Vest
------	-----------

## ALL-MID-CONTINENT CONFERENCE

1992	Bill Edwards
1993	Bill Edwards
	Mark Woods
1994	Mike Nahar

## MID-CONTINENT CONFERENCE

### PLAYER OF THE YEAR

1993	Bill Edwards
------	--------------

## HORIZON LEAGUE HONORS

### FIRST TEAM ALL-LEAGUE

1995	Vitaly Potapenko
1996	Vitaly Potapenko
1997	Keion Brooks
1999	Keion Brooks
2000	Kevin Melson
	Israel Sheinfeld
2001	Kevin Melson
2003	Seth Doliboa
2004	Seth Doliboa
2006	DaShaun Wood
2007	DaShaun Wood
2008	Vaughn Duggins
2011	Vaughn Duggins
2017	Mark Alstork
2018	Grant Benzinger
2019	Loudon Love
2020	Loudon Love
2021	Loudon Love
	Tanner Holden
2022	Tanner Holden
2023	Trey Calvin
2024	Trey Calvin

### SECOND TEAM ALL-LEAGUE

1998	Keion Brooks
1999	Kevin Melson
2001	Israel Sheinfeld
2002	Cain Doliboa
	Seth Doliboa

2004	Vernard Hollins
2005	DaShaun Wood
2009	Todd Brown
2010	Vaughn Duggins
2011	N'Gai Evans
2012	Julius Mays
2013	Cole Darling
2014	AJ Pacher
2019	Bill Wampler
2020	Bill Wampler
2021	Grant Basile
2022	Grant Basile
2024	Brandon Noel
2025	Brandon Noel

## THIRD TEAM ALL-LEAGUE

2020	Cole Gentry
2024	Tanner Holden

*\*first year of honor was 2019-20 season*

## ALL-NEWCOMER/ ALL-FRESHMAN TEAM

1995	Vitaly Potapenko
1996	Keion Brooks
1997	John Sivesind
1999	Kevin Melson
	Marcus May
2001	Jesse Deister
2002	Cain Doliboa
	Seth Doliboa
2004	DaShaun Wood
2005	Zach Williams
2007	Todd Brown
	Vaughn Duggins
2012	Julius Mays
2015	Grant Benzinger
2018	Loudon Love
2019	Malachi Smith
2020	Grant Basile
	Tanner Holden
2022	AJ Braun
2023	Brandon Noel
2025	Solomon Callaghan

## ALL-DEFENSIVE TEAM

2006	DaShaun Wood
2007	DaShaun Wood
2009	Will Graham
2010	Vaughn Duggins
2014	Matt Vest
2016	Joe Thomasson
2018	Mark Hughes
2019	Parker Ernsthause
2019	Mark Hughes
2021	Loudon Love
	Tim Finke

## PLAYER OF THE YEAR

2007	DaShaun Wood
2020	Loudon Love
2021	Loudon Love

## COACH OF THE YEAR

2004	Paul Biancardi
2008	Brad Brownell (co)
2013	Billy Donlon
2018	Scott Nagy
2019	Scott Nagy
2020	Scott Nagy (co)

## NEWCOMER/FRESHMAN OF THE YEAR

1995	Vitaly Potapenko
1999	Kevin Melson
2001	Jesse Deister
2002	Cain Doliboa
2012	Julius Mays
2018	Loudon Love
2023	Brandon Noel

## ALL-TOURNAMENT TEAM

1995	Vitaly Potapenko
	Rob Welch
1998	Thad Burton
2007	DaShaun Wood (MVP)
	Scottie Wilson
2010	N'Gai Evans
2013	Reggie Arceneaux
	Miles Dixon
2014	Miles Dixon
	AJ Pacher
2016	JT Yoho
2018	Grant Benzinger (MVP)
	Loudon Love
2019	Bill Wampler
2022	Grant Basile (MVP)
	Trey Calvin
	Tanner Holden

## HL TOURNAMENT MVP

2007	DaShaun Wood
2018	Grant Benzinger
2022	Grant Basile

## AP HONORABLE MENTION

### ALL-AMERICAN

2007	DaShaun Wood
------	--------------

## WSU ATHLETIC HALL OF FAME

1986	John Ross (Coach)
1987	Bob Grote
1988	Bob Schaefer

1989	Gary Monroe
1992	Mark Vest
1996	Greg Gahris (Broadcaster)
1998	Bill Edwards
2001	Vitaly Potapenko
2003	Ralph Underhill (Coach)
2004	Mark Woods
2005	Dr. Carl Benner (Contributor)
2006	Rodney Benson
2007	Keion Brooks
2009	Jim Brown (Coach)
	1982-83 Team
2014	DaShaun Wood
2024	Seth Doliboa

## WSU BASKETBALL WALL OF FAME

2005	John Ross
	Bob Grote
	Bob Schaefer
	Gary Monroe
	Mark Vest
	Greg Gahris
	Bill Edwards
2006	Abdul Shakur Ahmad
	Eddie Crowe
	Rodney Benson
	Fred Moore
	Keion Brooks
2008	Jim Brown
	Tim Walker
	Lyle Falknor
	Mike Grote
	Sean Hammonds

## 1000 POINT, 500 REBOUND CLUBS

### 1000 POINT CLUB

Player	Games	Fr.	So.	Jr.	Sr.	Total	Avg.
1. Bill Edwards (1990-93)	114	432	528	586	757	2303	20.2
2. Trey Calvin (2019-24)	153	153	233	495	651 / 607 %	2139	14.0
3. Tanner Holden (2019-2022, 2023-24)	124	378	380	723	522 @	2003	16.2
4. DaShaun Wood (2003-07)	119	243	456	502	648	1849	15.5
5. Loudon Love (2017-21)	116	451	513	429	399	1792	15.4
6. Vaughn Duggins (2006-11)	130	296	476*	412	593	1777	13.7
7. Keion Brooks (1995-99)	110	335	393	479	559	1766	16.1
8. Vernard Hollins (2001-04)	112	279	408	557	456	1700	15.2
9. Bob Schaefer (1975-79)	108	338	456	473	367	1634	15.1
10. Sean Hammonds (1990-94)	113	397	361	343	472*	1573	13.9
11. Mark Vest (1984-86)	88	DNP	509	535	515	1559	17.7
12. Brandon Noel (2022-2025)	97	429*	451	627	---	1507	15.5
13. Seth Doliboa (2001-04)	84	DNP	441	625	420	1486	17.7
14. Todd Brown (2006-10)	129	285	395	387	402	1469	11.4
15. Marcus Mumhrey (1989-91)	111	241	427	466	331	1465	13.2
16. Grant Benzinger (2014-18)	132	282	259	411	499	1451	11.0
17. Lyle Falknor (1972-76)	99	331	272	417	398	1418	14.3
18. Bob Grote (1972-76)	99	142	357	428	479	1406	14.2
19. Joe Jackson (1985-88)	113	181	316	462	429	1388	12.3
20. Fred Moore (1982-84)	89	DNP	287	463	547	1297	14.6
21. Andy Warner (1982-86)	112	128	275	350*	517	1270	11.3
22. Kevin Melson (1998-01)	78	DNP	395	410	435	1240	15.9
23. Grant Basile (2018-2022)	95	203*	361	664	n/a	1228	12.9
24. Mark Woods (1989-93)	113	270	197	336	413	1216	10.8
25. Rick Martin (1973-76)	99	240	291	331	320	1182	11.9
26. Alex Huibregtse (2020-2025)	124	63	293*	392	431	1179	9.5
27. Drew Burleson (2003-07)	119	213	330	350	283	1176	9.9
28. JT Yoho (2012-16)	119	234	260	250	427	1171	9.8
29. Vitaly Potapenko (1994-96)	56	DNP	575	538	DNP	1113	19.9
30. Eddie Crowe (1978-81)	107	225	317	255	315	1112	10.4
31. Bill Fogt (1970-74)	91	296	277	221	311	1105	12.1
32. Mike Nahar (1990-94)	102	8	123	486	463	1080	10.6
33. Reggie Arceneaux (2011-15)	132	272	303	247	227	1049	7.9
34. Rodney Benson (1979-81)	56	DNP	DNP	436	612	1048	18.7
35. Mark Alstork (2015-17)	67	DNP	434	608	DNP	1042	15.6
36. Bill Wilson (1976-80)	109	139	297	288	316	1040	9.5
37. Israel Sheinfeld (1998-01)	84	109	476	427	DNP	1012	12.0
38. Tim Walker (1972-74)	84	55	394	302	258	1009	12.0
39. Bill Wampler (2018-20)	66	n/a	n/a	523	483	1006	15.2

\* Includes statistics from redshirt season  
 % Includes statistics from senior season (left) and additional eligibility season (right)  
 @ Statistics from additional eligibility season, not senior season (WSU only stats)

## 1000 POINT, 500 REBOUND CLUBS

		500 REBOUND CLUB						
Player		Games	Fr.	So.	Jr.	Sr.	Total	Avg.
1.	Loudon Love (2017-21)	116	341	279	261	242	1123	9.7
2.	Bill Edwards (1989-93)	114	192	201	225	289	907	8.0
3.	Tanner Holden (2019-2022, 2023-24)	92	207	175	257	205 @	844	6.8
4.	Sean Hammonds (1989-94)	113	199	198	185	246*	828	7.3
5.	Brandon Noel (2022-2025)	97	288*	248	253	-	789	8.1
6.	Jim Minch (1970-74)	92	187	154	221	222	784	8.5
7.	Bill Fogt (1970-74)	91	209	218	172	139	738	8.1
8.	Bob Schaefer (1975-79)	108	210	196	190	121	717	6.6
9.	Jordan Pleiman (2004-08)	121	131	188	178	188	685	5.7
10.	Grant Basile (2018-2022)	95	140*	169	307	n/a	616	6.5
11.	Seth Doliboa (2001-04)	84	DNP	196	211	207	614	7.3
12.	Vernard Hollins (2000-04)	112	141	128	159	166	594	5.3
13.	Steve Hartings (1977-81)	107	128	119	169	170	586	5.5
14.	Drew Burleson (2003-07)	119	117	124	144	191	576	4.8
15.	DaShaun Wood (2003-07)	119	116	154	126	167	563	4.7
16.	Thomas Hope (1999-03)	113	125	163	142	127	557	4.9
17.	Bob Grote (1972-76)	99	108	127	127	189	551	5.6
18.	Steve Purcell (1980-84)	117	75	146	104	209	534	4.6
19.	Todd Brown (2006-10)	129	95	132	161	141	529	4.1
20.	Kevin Melson (1998-01)	78	DNP	182	160	185	527	6.8
	Grant Benzinger (2014-18)	132	90	63	138	141	527	4.0
22.	Delme Herriman (1992-96)	113	89	108	162	165	524	4.6
23.	Fred Moore (1981-84)	89	DNP	114	187	209	510	5.7
24.	Lyle Falknor (1972-76)	99	143	124	125	113	505	5.1

\* Includes statistics from redshirt season

@ Statistics from additional eligibility season; not senior season (WSU only stats)

## ALL-TIME LETTERWINNERS

### A

Mark Alstork/16, 17  
Dayjaun Anderson/23  
Malcolm Andrews/02, 03  
Reggie Arceneaux/12, 13, 14, 15  
Jordan Ash/19

### B

John Balwigaire/12  
Theron Barbour/81, 82, 84, 85  
Grant Basile/18, 19, 20, 21  
Armond Battle/11, 12  
Phil Benninger/83  
Rodney Benson/80, 81  
Scott Benton/88, 89, 90, 91  
Grant Benzinger/15, 16, 17, 18  
Anthony Bias/82, 83  
Joe Bills/00, 01, 02, 03  
Scott Blair/91, 92, 93, 94  
Mike Boan/09  
Dave Bockhorn/78  
Zakee Boyd/04, 05  
Joe Bozeman/04  
Jeff Bragg/78, 79, 80, 81  
Joe Bramanti/13  
Lincoln Bramlag/92  
Quincy Brann/94, 95  
AJ Braun/21, 22, 23  
Dan Brinkman/75  
Anthony Brown/96, 97  
Keion Brooks/96, 97, 98, 99  
Corey Brown/87, 88  
Kaden Brown/23  
Todd Brown/07, 08, 09, 10  
Alex Bruskotter/24  
Drew Burleson/04, 05, 06, 07  
Thad Burton/95, 96, 97, 98  
Braden Bushman/01, 02, 03, 04

### C

Trey Calvin/19, 20, 21, 22, 23  
Solomon Callaghan/23, 24  
Drey Carter/22, 23, 24  
Jimmie Carter/78, 79  
Darian Cartharn/10  
Terrance Cast/96  
Mark Cheli/73  
Fred Clark/71, 72  
Kegan Clark/11  
Daniel Collie/13, 14, 15, 16  
Sterling Collins/94  
Mike Conner/94, 95, 96, 97  
Guy Conners/77  
Bob Cook/77, 78, 79  
Cory Cooperwood/09, 10  
James Craft/06  
Tyrell Cromwell/90

Greg Cross/71  
Eddie Crowe/78, 79, 80, 81  
Jason Cuffee/12  
Jim Cunningham/74, 75  
Sherman Curry/98, 99  
Ryan Custer/16, 17, 18, 19

### D

Paul Darkwa/10  
Cole Darling/11, 12, 13, 14  
Amari Davis/22  
Ayden Davis/24  
Roderick Davis/15, 16  
Steven Davis/14, 15, 17  
Jesse Deister/01, 02  
Miles Dixon/13, 14  
Dave Dinn/87, 88, 90, 91  
Michael Doles/01  
Cain Doliboa/02  
Seth Doliboa/02, 03, 04  
Mark Donahue/71  
Jack Doumbia/24  
Aleksandar Dozic/19  
Bobo Drummond/13  
Vaughn Duggins/07, 08, 09, 10, 11

### E

Bill Edwards/90, 91, 92, 93  
Robert Eldridge/06  
Eric Ellis/83, 84  
Eric Ernst/83, 84, 85  
Parker Ernsthausen/16, 17, 18  
Grant Evans/15  
N'Gai Evans/08, 09, 10, 11

### F

Lyle Falknor/73, 74, 75, 76  
Tim Finke/19, 20, 21, 22  
Joe Fitzpatrick/77, 78, 79, 80  
Bill Fogt/71, 72, 73, 74  
Lonnie Folks/74  
Tyson Freeman/00, 01, 02, 03

### G

John David Gardner/08, 09, 10  
Rob Geistwhite/87, 88, 89, 90  
Cole Gentry/18, 19  
Adam Giles/17, 18  
Stephen Gossard/12, 13, 14  
Henry Grace/86, 87  
Will Graham/06, 07, 08, 09  
Braden Grant/23  
Kendall Griffin/12, 13, 14, 15  
Ryan Grose/97, 98, 99  
Bob Grote/73, 74, 75, 76  
Mike Grote/82, 83, 84  
Scott Grote/09, 10

### H

Mike Haley II/91, 92  
Jaylon Hall/18, 19, 20  
Mark Hall/77  
Vance Hall/11, 12  
Sean Hammonds/90, 91, 92, 93, 94  
Andre Harris/19, 20  
Steve Hartings/78, 79, 80, 81  
Rob Haucke/89, 90, 91, 92  
Stan Hearn/82  
Jack Hendricks/18  
Mike Herr/75  
Delme Herriman/93, 94, 95, 96  
Andrea Holden/24  
Tanner Holden/19, 20, 21, 23  
Andy Holderman/91, 92, 93, 94  
Vernard Hollins/01, 02, 03, 04  
Louis Holmes/99, 00  
Tom Holzapfel/79, 80, 82, 83  
Thomas Hope/00, 01, 02, 03  
Chrishawn Hopkins/14, 15  
Gavin Horne/08, 09  
Matt Horstman/87, 88, 89  
Jim Hough/75  
Mark Howell/14, 15  
Alex Huibregste/20, 21, 22, 23, 24  
Mark Hughes/16, 17, 18, 19  
Dan Huguely/76, 77, 78, 79  
Alex Huibregtse/20, 21, 22, 23

### I

Michael Imariagbe/24

### J

Joe Jackson/85, 86, 87, 88  
Antuan Johnson/95, 96  
T. C. Johnson/82, 83, 84  
James Jones/85, 86, 87, 88  
Tyrone Joye/85, 86

### K

Michael Karena/15, 16  
Sam Kilburn/75  
Tyler Koch/10  
Alex Kock/04  
Steno Kos/96, 97, 98

### L

Mike La Tulip/17  
Cooper Land/08, 09, 10, 11  
Lequient Lewis/97  
Loudon Love/18, 19, 20  
John Lucas/72, 73  
Lenny Lyons/85, 86, 87

## ALL-TIME LETTERWINNERS

### M

Dave Magill/71  
 Leon Manning/80, 81  
 James Manns/18, 19, 20, 21  
 Grant Marion/85, 86  
 Bill Marras/72  
 Rick Martin/73, 74, 75, 76  
 Rick Martinez/94, 95, 96  
 Marcus May/99, 00, 01  
 Julius Mays/12  
 Mark McCormick/82, 83, 85, 86  
 Greg McCurdy/72, 73, 74  
 Alan McGee/76, 77, 78  
 Chris McGuire/92, 93  
 Phil McKee/73  
 Kevin Melson/99, 00, 01  
 Keith Miller/80, 81  
 Ken Millisor/76  
 Jim Minch/71, 73, 74  
 Biggie Minnis/16  
 Justin Mitchell/15, 16, 17  
 Gary Monroe/82, 83  
 Fred Moore/82, 83, 84  
 Daniel Mortensen/16  
 Johann Mpondo/11, 12  
 Marcus Mumphrey/89, 90, 91  
 Parysh Munroe/05, 06  
 Bo Myers/23

### N

TJ Nagy/19, 20, 21  
 Mike Nahar/90, 92, 93, 94  
 Bilaal Neal/95, 96  
 Andy Neff/18, 19, 20, 21, 22  
 Brandon Neel/16  
 Brandon Noel/20, 21, 22, 23, 24  
 Keaton Norris/21, 22, 23, 24  
 Inus Norville/99

### O

Mark Oliver/97  
 Renaldo O'Neal/91, 92, 93

### P

AJ Pacher/11, 12, 13, 14  
 Brandon Pardon/98  
 Bruno Petersons/98, 99, 00, 01  
 Clay Pickering/80  
 Ron Pierce/89  
 James Pinkney/79  
 Jordan Pleiman/05, 06, 07, 08  
 Rick Poole/77  
 Rick Poole/04  
 Robert Pounds/77  
 Vitaly Potapenko/95, 96  
 Skyelar Potter/18  
 Steve Purcell/81, 82, 83, 84

### R

Jon Ramey/92, 93, 94, 95  
 Neil Reif/76, 77  
 Michael Richardson/97  
 Jonny Riddle/21  
 Rondey Robinson/88, 89  
 Jacoby Roddy/13

### S

Rob Sanders/83, 84, 85, 86  
 Mike Sarli/75  
 Bob Schaefer/76, 77, 78, 79  
 Carson Schwieger/23  
 Tyrone Scott/06, 07  
 Onome Scott-Emuakpor/98, 99, 00  
 Bert Seard/85  
 Vova Severovas/04, 05  
 Israel Sheinfeld/99, 00, 01  
 Curt Shellabarger/76, 77  
 De'Andre Shepard/97  
 Lorenzo Shine/05  
 Vince Shively/79  
 Steve Shook/75, 76  
 Blake Sisley/22  
 John Sivesind/97  
 Dan Skeoch/90, 92, 93, 94  
 Tavares Sledge/12, 13, 14  
 Brad Smith/89  
 Jason Smith/93, 94  
 Malachi Smith/18  
 Reinaldo Smith/06, 07  
 Ben Southerland/24  
 Everett Spencer/05, 06  
 Trey Stacey/15, 16, 17, 18  
 Mark Starkey/03, 04  
 Eric Stevenson/07  
 Dan Swain/73, 74, 75

### T

Troy Tabler/08, 09, 10, 11  
 Al Taylor/85, 86  
 Jaron Taylor/05, 06  
 Jim Thacker/71  
 Ronnie Thomas/08, 09, 10  
 Ulysses Thomas/12  
 Joe Thomasson/15, 16

### U

Jeff Unverferth/90, 91, 92, 93

### V

Trent Vaughn/03  
 Alan Vest/16, 17, 18, 19  
 Mark Vest/84, 85, 86  
 Matt Vest/11, 12, 13, 14  
 Don Vorhees/72, 73  
 Riley Voss/21

### W

Tim Walker/72, 73, 74  
 Lloyd Walls/03  
 Bill Wampler/18, 19  
 Chris Wampler/87, 88, 89, 90  
 Andy Warner/82, 84, 85, 86  
 Derek Watkins/95, 96, 97  
 John Watkins/00  
 Rodney Webb/84, 85, 86, 87  
 Andrew Welage/20, 21, 22, 23, 24  
 Rob Welch/94, 95, 96, 97  
 Roman Welch/80, 81  
 CJ Wilbourn/21, 22  
 Tye Wilburn/17  
 Scott Wilder/88, 89  
 Zach Williams/05  
 Jeremy Willis/03  
 Eric Wills/92, 93, 94, 95  
 Bill Wilson/77, 78, 79, 80  
 Scott Wilson/06, 07, 08  
 DaShaun Wood/04, 05, 06, 07  
 Darryl Woods/94, 95  
 Logan Woods/22, 23, 24  
 Mark Woods/89, 90, 91, 93

### Y

Steve Yeagle/97, 98, 99, 00  
 JT Yoho/13, 14, 15, 16  
 Jerran Young/13, 14

### Z

Mike Zimmerman/78, 79, 80, 81  
 Rick Zink/77

# ALL-TIME RESULTS

## 1970-71

Won 7, Lost 17

Home 3-3, Away 3-13, Neutral 1-1

Coach: John Ross

Date	Opponent	W/L	Score
11-20	at Cumberland (30T)	L	82-84
11-21	at Berea	L	79-96
12-2	at Ashland	L	56-95
12-4	at Taylor +	L	89-102
12-5	vs. Wilberforce +	L	93-101
12-12	at Findlay	L	67-87
12-14	Grand Valley State	W	91-84
12-15	vs. Harris Teacher ^	W	83-63
12-16	vs. Scott AFB ^ †	W	136-63
12-18	Cumberland	W	95-93
12-22	at Rose-Hulman	W	103-91
1-2	at Otterbein	L	79-105
1-16	Cedarville	L	71-82
1-20	at Wilberforce	W	68-67
1-23	at Rio Grande	L	69-71
1-27	at Wilmington	L	89-116
1-30	at Northwood	L	76-87
2-6	Marian	L	81-82
2-9	at St. Joseph's (IN)	L	59-87
2-13	at Defiance	L	93-105
2-17	Wilberforce	W	89-68
2-20	at Transylvania	L	65-86
2-22	Bellarmine	L	82-84
2-25	at Earlham	L	84-89
2-27	at Walsh	W	92-83

- + Taylor Invitational (Upland, IN)
- ^ McKendree Holiday Tournament (Lebanon, IL)
- † Game does not count in season record

## 1971-72

Won 9, Lost 14

Home 6-4, Away 2-9, Neutral 1-1

Coach: John Ross

Date	Opponent	W/L	Score
11-21	Berea	W	88-87
11-22	vs. Spring Arbor +	W	75-71
12-2	at Taylor +	L	88-104
12-5	at Bellarmine	L	52-74
12-10	at Rose-Hulman	L	70-89
12-15	Kenyon	L	52-71
12-20	vs. Aquinas	L	63-80
12-29	at Grand Valley State	L	86-111
1-5	Thomas More	L	61-76
1-8	at Marian (20T)	W	109-107
1-12	at Wilmington	L	59-73
1-15	Wilberforce	L	77-78
1-18	Cedarville	W	85-77
1-22	Rio Grande	W	83-81
1-25	Cumberland	W	93-81
1-28	Northwood	L	63-89
2-2	at Wilberforce	W	95-81
2-5	at Ohio Northern	L	85-94
2-7	at Cumberland	L	83-91
2-12	at Cleveland State	L	65-75
2-18	Walsh	W	86-82
2-24	Earlham	W	81-74
2-27	at Thomas More	L	70-81

- + Taylor Invitational (Upland, IN)

## 1972-73

Won 17, Lost 5

Home 8-3, Away 8-1, Neutral 1-1

Coach: John Ross

Date	Opponent	W/L	Score
12-2	at Kenyon	W	64-57
12-6	at Northern Kentucky	W	91-87
12-15	Miami (UD)	L	59-84
12-20	at Marietta (OT)	W	68-63
12-22	at Cleveland State	W	52-48

12-27	vs. Denison +	W	72-58
12-28	at Kenyon +	W	70-53
1-4	Thomas More	W	78-70
1-16	Rio Grande	W	65-64
1-19	vs. Principia ^ (2 OT)	L	80-82
1-20	at Rose-Hulman ^	W	79-61
1-26	Otterbein (OT)	L	70-74
1-30	Cumberland	L	76-81
2-3	Ohio Northern	W	68-47
2-7	Marian	W	91-68
2-10	at Berea	L	74-80
2-13	Wilberforce	W	100-69
2-17	Rose-Hulman	W	81-60
2-19	Tiffin	W	81-67
2-23	Northern Kentucky	W	78-69
2-28	at Thomas More	W	71-70
3-3	at Cedarville	W	89-78

- + Colonel City Classic (Gambier, OH)
- ^ Rose-Hulman Invitational (Terre Haute, IN)

## 1973-74

Won 17, Lost 8

Home 12-0, Away 3-8, Neutral 2-0

Coach: John Ross

Date	Opponent	W/L	Score
12-1	Wilmington	W	87-55
12-4	at Miami	L	69-79
12-8	Heidelberg	W	73-54
12-12	at Cincinnati	L	42-78
12-15	at Cumberland	L	67-81
12-20	Marietta	W	76-58
12-22	Berea	W	87-56
12-28	vs. Adrian +	W	81-64
12-29	vs. Bluffton +	W	62-60
1-3	Northern Kentucky	W	92-59
1-5	Urbana	W	83-59
1-10	at Stetson	L	61-64
1-12	at Rollins	L	77-84
1-16	at Kent State	L	78-87
1-19	at Rio Grande	W	79-69
1-21	Cleveland State	W	69-45
1-26	at Otterbein	L	64-70
2-2	at Franklin	W	46-45
2-7	at Marian	L	82-88
2-13	Tiffin	W	99-58
2-16	Wilberforce	W	120-55
2-20	Bellarmine	W	99-75
2-23	at Rose-Hulman (OT)	W	90-77
2-26	Thomas More	W	80-68
3-2	Cedarville	W	102-75

- + Colonel City Classic (Gambier, OH)

## 1974-75

Won 15, Lost 10

Home 10-2, Away 4-8, Neutral 1-0

Coach: John Ross

Date	Opponent	W/L	Score
11-30	at Cincinnati	L	71-89
12-4	Tiffin	W	92-57
12-7	at Miami	L	61-85
12-14	Heidelberg	W	65-59
12-21	Indiana Southeast	W	74-53
12-27	vs. Ohio Northern +	W	44-37
12-28	at Kenyon +	W	71-55
1-4	at Rice	L	83-92
1-9	Cleveland State	W	58-53
1-13	Wilberforce	W	78-69
1-16	at Rollins	L	57-59
1-18	at Stetson	L	38-62
1-22	Northern Kentucky	W	90-76
1-25	Rio Grande	W	103-80
1-28	Akron	L	60-63
1-30	Slippery Rock	L	79-81
2-1	Franklin	W	87-60

2-5	at Urbana	W	82-76
2-8	at Cleveland State	L	60-75
2-11	Cumberland	W	88-73
2-15	at Bellarmine (OT)	L	79-83
2-19	at Northern Kentucky	W	80-78
2-22	Central State	W	62-60
2-25	at Thomas More	W	68-58
3-1	at Indiana Southeast	L	71-76
+ Colonel City Classic (Gambier, OH)			

## 1975-76

Won 20, Lost 8

Home 14-0, Away 4-8, Neutral 2-0

Coach: Marcus Jackson

Date	Opponent	W/L	Score
11-29	Oakland	W	103-79
12-3	at Cincinnati	L	70-118
12-6	Marian	W	107-83
12-13	Otterbein	W	86-84
12-16	Cumberland	W	87-75
12-20	Indianapolis	W	91-82
12-29	vs. Ohio Northern +	W	83-80
12-30	at Kenyon +	L	68-73
1-3	at Armstrong State (OT)	W	89-85
1-7	Cleveland State	W	75-73
1-10	Central State	W	84-80
1-12	at Morehead State	L	74-94
1-14	Akron	W	78-65
1-17	at Stetson	L	66-70
1-21	Roosevelt	W	118-59
1-24	Indiana-Southeast	W	94-52
1-28	at Akron (20T)	W	84-81
1-31	at Slippery Rock	L	72-75
2-4	Northern Kentucky	W	91-87
2-7	at Cleveland State	W	76-62
2-11	at Franklin	W	58-57
2-14	Bellarmine	W	71-64
2-18	at Northern Kentucky	L	73-85
2-21	at Central State	W	51-59
2-24	Thomas More	L	86-74
2-28	Wilmington	W	109-53
3-10	at Evansville #	L	75-85
3-11	vs. St. Joseph's (IN) #	W	72-68

- + Colonel City Classic (Gambier, OH)
- # NCAA Division II Regional (Evansville, IN)

## 1976-77

Won 11, Lost 16

Home 8-7, Away 3-9

Coach: Marcus Jackson

Date	Opponent	W/L	Score
11-26	Slippery Rock +	L	75-77
11-27	Western Illinois +	W	90-82
11-29	IUPUI	L	84-89
12-1	at Cincinnati	L	52-120
12-4	Northern Kentucky	L	56-62
12-8	Miami	L	54-67
12-11	at Marian	W	55-52
12-13	Indianapolis	W	80-68
12-15	at Akron ^	L	59-71
12-20	at North Dakota	L	58-67
1-4	Northeastern Illinois (30T)	W	98-96
1-8	Chicago State	W	103-69
1-12	at Northern Kentucky	L	62-81
1-15	Armstrong State	W	83-81
1-17	at Milwaukee	L	66-75
1-22	Wisconsin-Parkside	L	64-69
1-24	Robert Morris	W	80-76
1-27	at Cleveland State	W	77-56
1-29	at Youngstown State	L	71-73
1-31	Eastern Illinois	L	61-74
2-5	at VCU	L	70-82
2-9	Franklin	W	77-67
2-12	at Bellarmine (OT)	L	85-88

# ALL-TIME RESULTS

2-14	Cleveland State	L	67-74
2-19	at Kentucky State	L	69-74
2-23	Akron	W	93-79
2-26	at Eastern Illinois	L	55-62

+ Wright State Invitational  
 ^ Forfeit victory for Wright State

## 1977-78

**Won 14, Lost 13**

**Home 9-7, Away 5-6**

**Coach: Marcus Jackson**

Date	Opponent	W/L	Score
11-25	West Virginia Wesleyan +	W	78-76
11-26	Wittenberg + (OT)	L	80-85
11-29	Campbellsville	W	81-69
12-3	at Northern Kentucky	L	52-76
12-10	Morehead State	L	79-87
12-13	at Miami	L	69-73
12-16	Thomas More	W	67-57
12-19	at IUPUI (OT)	W	82-79
12-30	Wisconsin-Oshkosh	W	84-71
1-5	Eastern Illinois	W	74-71
1-7	at Central State	L	57-65
1-10	Roanoke	W	80-60
1-14	at Clearwater	W	119-65
1-16	at Armstrong State	W	85-74
1-21	Akron	W	69-61
1-26	at Robert Morris	W	90-81
1-28	Youngstown State	W	60-59
2-1	at Indianapolis	W	78-75
2-4	VCU	L	59-63
2-8	at Eastern Illinois	L	60-64
2-11	Bellarmine	L	63-65
2-13	Milwaukee	W	71-69
2-15	at Cleveland State	L	62-77
2-18	Kentucky State	L	75-92
2-20	Northern Kentucky (OT)	L	73-77
2-23	at Akron	L	85-88
2-25	Point Park	L	85-95

+ Wright State Invitational

## 1978-79

**Won 20, Lost 8**

**Home 14-2, Away 6-5, Neutral 0-1**

**Coach: Ralph Underhill**

Date	Opponent	W/L	Score
11-28	Wilberforce	W	103-73
12-2	at Miami	W	64-63
12-4	Northern Kentucky (OT)	W	74-69
12-6	Indianapolis	W	72-70
12-9	at Eastern Illinois	L	72-79
12-11	at St. Joseph's (IN)	W	73-65
12-16	Otterbein	W	112-94
12-20	at Youngstown State	W	75-55
12-22	Capital (OT)	W	85-81
1-4	at Akron	L	71-76
1-6	Northeastern Illinois	W	133-86
1-8	Central State (UD)	W	89-82
1-10	at Indianapolis	L	73-91
1-13	Thomas More	L	78-82
1-17	at Oakland (OT)	L	54-55
1-20	Elmhurst	W	96-77
1-24	at Missouri-St. Louis (OT)	L	89-94
1-27	IUPUI	W	117-64
1-31	at Northern Kentucky	W	80-63
2-5	Eastern Illinois (UD)	W	77-66
2-10	at Bellarmine	W	89-83
2-12	Cleveland State (UD)	W	70-64
2-17	Akron	W	91-80
2-21	St. Joseph's (IN) (OT)	L	78-79
2-24	Missouri-St. Louis	W	94-75
2-26	Spring Arbor	W	109-75
3-2	at Northern Michigan #	W	75-66
3-3	vs. St. Joseph's (IN) #	L	68-73

# NCAA Division II Regional

(Marquette, MI)

## 1979-80

**Won 25, Lost 3**

**Home 18-1, Away 7-2**

**Coach: Ralph Underhill**

Date	Opponent	W/L	Score
12-1	Oakland	W	84-58
12-3	Campbellsville	W	93-79
12-5	at Indianapolis	W	95-84
12-8	Wayne State	W	92-75
12-10	at Miami	W	83-68
12-13	Armstrong State (UD)	W	99-85
12-15	Otterbein (UD)	W	69-65
12-20	St. Joseph's (IN)	W	115-81
12-22	Bellarmine	W	102-79
1-3	Wilberforce	W	82-58
1-7	at Central State (UD)	L	60-69
1-9	Indianapolis	W	84-74
1-12	Heidelberg	W	97-55
1-16	at St. Joseph's (IN)	W	72-68
1-19	Elmhurst	W	101-59
1-23	Marion	W	122-86
1-26	at IUPUI	W	92-77
1-30	at Northern Kentucky	W	116-66
2-2	Thomas More	W	73-70
2-4	at Rice	L	78-84
2-9	at Bellarmine	W	66-63
2-11	Missouri-St. Louis (UD)	W	82-69
2-16	Northern Kentucky	W	88-70
2-18	Youngstown State	W	72-61
2-23	SIU Edwardsville	W	97-88
2-25	at Missouri-St. Louis	W	78-71
2-29	Eastern Illinois #	L	64-73
3-1	Southern Indiana #	W	88-85
#	NCAA Division II Regional (WSU)		

## 1980-81

**Won 25, Lost 4**

**Home 17-1, Away 7-2, Neutral 1-1**

**Coach: Ralph Underhill**

Date	Opponent	W/L	Score
11-29	Wilberforce	W	111-72
12-1	Miami	W	92-84
12-3	Bowling Green	W	81-68
12-6	Wayne State	W	86-65
12-10	at St. Leo	W	124-77
12-17	at Bellarmine	W	85-76
12-20	District of Columbia	W	76-63
12-22	Eastern Illinois	W	81-73
1-3	IUPUI	W	81-61
1-7	at Indianapolis	W	68-61
1-10	Marian	W	87-67
1-12	Central State (UD)	W	72-58
1-14	at St. Joseph's (IN)	L	80-87
1-17	Northern Kentucky	W	90-76
1-21	Bellarmine	L	84-87
1-24	SIU Edwardsville	W	81-65
1-28	St. Joseph's (IN)	W	107-79
1-31	at Northern Kentucky	W	91-60
2-4	at Youngstown State	W	66-59
2-7	at Eastern Illinois	L	63-72
2-10	at Central State (UD)	W	77-62
2-12	at Kentucky Wesleyan	W	78-60
2-18	Indianapolis	W	92-57
2-21	Siena Heights	W	86-74
2-23	Spring Arbor	W	101-62
2-25	New York Tech	W	69-61
2-27	Kentucky Wesleyan	W	96-76
3-6	vs. Northern Michigan #	L	69-70
3-7	vs. Southern Indiana #	W	96-89
#	NCAA Division II Regional (Macomb, IL)		

## 1981-82

**Won 22, Lost 7**

**Home 15-2, Away 6-5, Neutral 1-0**

**Coach: Ralph Underhill**

Date	Opponent	W/L	Score
11-28	Wilberforce	W	102-60
12-2	at Bowling Green	W	81-71
12-5	Franklin	W	92-73
12-7	at Miami	W	65-59
12-13	at Charleston	L	69-83
12-15	Thomas More	W	100-78
12-18	Otterbein	W	86-83
12-21	Charleston	W	68-55
1-2	Northeastern Illinois	W	99-63
1-4	Lewis	L	57-69
1-6	at Indianapolis	W	77-61
1-9	Gannon	W	73-55
1-14	Central State (UD)	W	86-72
1-20	Northern Kentucky (OT)	W	57-55
1-23	Fort Wayne	W	105-80
1-25	IUPUI	W	96-87
1-27	at St. Joseph's (IN)	W	75-56
2-1	Youngstown State	W	85-74
2-4	at Kentucky State	W	97-89
2-6	Transylvania	W	74-60
2-9	at Central State (UD)	L	73-94
2-11	at Lewis	L	74-76
2-17	Indianapolis	L	83-87
2-20	Siena Heights	W	83-71
2-24	at Transylvania	L	52-55
2-27	at Northern Kentucky	W	69-67
3-2	Kentucky State	W	90-81
3-6	at Kentucky Wesleyan # (OT)	L	71-76
3-7	vs. Bellarmine # (2OT)	W	87-86
#	NCAA Division II Regional (Owensboro, KY)		

## 1982-83

**NCAA Division II Champs**

**Won 28, Lost 4**

**Home 17-3, Away 8-1, Neutral 3-0**

**Coach: Ralph Underhill**

Date	Opponent	W/L	Score
12-1	Southern Indiana	W	92-81
12-8	at Indianapolis	W	65-60
12-11	Thomas More	W	96-82
12-15	Alderson-Broaddus	W	107-88
12-18	West Virginia State	W	78-61
12-21	Spring Hill	W	97-57
12-22	at Bellarmine	W	98-91
1-4	St. Francis (IL)	W	92-79
1-7	SIU Edwardsville +	W	68-58
1-8	Central State +	L	67-89
1-12	at IUPUI	W	76-65
1-15	Northeastern Illinois	W	83-63
1-17	Cheyney	L	60-68
1-19	Indianapolis	W	94-76
1-22	Fort Wayne (OT)	L	53-54
1-26	Northern Kentucky	W	69-63
1-29	at Kentucky Wesleyan	W	65-64
2-2	Franklin	W	86-64
2-5	Transylvania	W	73-62
2-8	Central State (UD)	W	55-51
2-12	at Gannon	W	76-60
2-14	Bellarmine	W	103-78
2-16	Kentucky Wesleyan	W	80-56
2-22	at Louisville	L	55-71
2-24	at Indiana Tech	W	101-74
2-26	at Transylvania	W	88-70
3-2	St. Joseph's (IN)	W	130-92
3-11	vs. Lewis #	W	71-57
3-12	at Kentucky Wesleyan #	W	69-67
3-19	at Bloomsburg State -	W	73-53
3-25	vs. Cal State Bakersfield !	W	57-50
3-26	vs. District of Columbia !	W	92-73

+ Wright State Invitational

# ALL-TIME RESULTS

# NCAA Division II Regional (Owensboro, KY)  
 - NCAA Division II Quarterfinals (Bloomsburg, PA)  
 ! NCAA Division II Final Four (Springfield, MA)

+ Florida Southern Invitational (Lakeland, FL)  
 ^ Wright State Invitational  
 # NCAA Division II Regional (Owensboro, KY)

2-21 Spring Arbor W 112-70  
 2-25 at Fort Wayne W 70-68  
 2-28 Quincy W 93-71

+ Wright State Invitational

## 1983-84

Won 19, Lost 9

Home 14-4, Away 5-5

Coach: Ralph Underhill

Date	Opponent	W/L	Score
11-26	Davis and Elkins	W	71-55
12-3	Edinboro	W	50-42
12-7	Indianapolis	W	83-71
12-10	Thomas More	W	97-75
12-14	Chapman	W	106-83
12-17	Heidelberg	L	70-74
12-21	at Bellarmine	L	70-82
1-3	at Fort Wayne	L	53-61
1-6	Northeastern Illinois +	W	70-59
1-7	Cheyney +	L	73-79
1-11	IUPUI	W	94-72
1-14	Illinois Tech	W	106-67
1-18	Central State (UD)	W	68-67
1-21	Ashland	W	72-65
1-25	at Indianapolis	W	65-55
1-27	Marycrest	W	110-85
1-31	at Southern Indiana	W	70-56
2-1	at Kentucky Wesleyan	L	69-81
2-8	at District of Columbia	L	84-89
2-11	Spring Arbor	W	78-75
2-13	Kentucky Wesleyan	L	66-69
2-18	at Ashland (20T)	W	69-60
2-20	at Louisville	L	69-90
2-23	Bellarmine	W	71-59
2-25	Michigan-Dearborn	W	116-101
2-28	at St. Francis (IL)	W	90-72
2-29	at Illinois Tech	W	100-64
3-3	District of Columbia (OT)	L	66-68
+ Wright State Invitational			

## 1985-86

Won 28, Lost 3

Home 22-1, Away 6-2

Coach: Ralph Underhill

Date	Opponent	W/L	Score
11-23	at Fort Wayne	W	75-66
11-25	Northern Kentucky	W	86-74
11-27	Southern Indiana (20T)	W	108-102
11-30	Lake Superior State	W	111-61
12-7	at Toledo	W	67-66
12-11	Ashland	W	72-65
12-14	at Kentucky Wesleyan	L	75-90
12-16	at Southern Indiana	L	75-84
12-19	Northeastern Illinois	W	107-79
12-21	Otterbein	W	78-71
1-3	St. Michael's +	W	98-74
1-4	SIU Edwardsville +	W	86-59
1-8	IUPUI	W	97-73
1-11	Michigan-Dearborn	W	105-54
1-13	Fort Wayne	W	67-61
1-15	Marion	W	117-81
1-18	at Bellarmine	W	74-66
1-20	Charleston (20T)	W	104-102
1-25	at Ashland	W	68-57
1-30	Central State (UD)	W	110-77
2-1	Oakland City	W	70-50
2-8	Kentucky Wesleyan	W	87-84
2-13	Malone	W	71-69
2-15	Franklin	W	90-78
2-18	at Northern Kentucky	W	74-67
2-22	Edinboro	W	91-87
2-27	Kentucky State	W	91-68
3-1	at Indianapolis	W	76-67
3-7	Kentucky Wesleyan #	W	94-84
3-8	SIU Edwardsville #	W	77-73
3-15	Cheyney -	L	75-78
+ Wright State Invitational			
# NCAA Division II Great Lakes Regional (WSU)			
- NCAA Division II Quarterfinals (WSU)			

## 1987-88

Division I First Year

Won 16, Lost 11

Home 12-2, Away 4-9

Coach: Ralph Underhill

Date	Opponent	W/L	Score
11-28	at U.S. International	W	110-97
12-5	Pace	W	71-70
12-7	at Green Bay	L	65-87
12-9	at Western Illinois	L	67-89
12-12	at Bowling Green	L	65-66
12-18	Delaware State +	W	99-96
12-19	Louisiana-Monroe +	W	74-68
12-22	Central Michigan	L	68-97
1-2	Bethune-Cookman	W	98-76
1-6	at Brooklyn	W	80-56
1-13	Chicago State	W	80-75
1-16	UMES	W	103-73
1-18	Howard	W	88-69
1-20	at Youngstown State	W	93-63
1-23	Brooklyn	W	87-70
1-28	at UMES	L	73-77
1-30	at UMBC	L	79-81
2-3	at Xavier	L	84-101
2-6	U.S. International	W	97-89
2-10	Akron	L	81-88
2-13	at Chicago State	L	83-90
2-15	Central Connecticut	W	86-82
2-17	at Akron (OT)	L	82-89
2-21	Central State (UD)	W	82-57
2-24	at Central Connecticut	W	90-87
2-27	UMBC	W	90-69
3-5	at Dayton	L	71-89
+ Wright State Invitational			

## 1984-85

Won 22, Lost 7

Home 19-0, Away 1-7, Neutral 2-0

Coach: Ralph Underhill

Date	Opponent	W/L	Score
11-21	Grace	W	102-73
11-24	Northeastern Illinois	W	91-83
12-4	Malone	W	67-65
12-8	at Kentucky Wesleyan	L	53-76
12-12	at Ashland	W	71-67
12-15	Fort Wayne	W	83-72
12-17	Bellarmine	W	93-84
12-21	vs. District of Columbia +	W	93-81
12-22	at Florida Southern +	L	62-66
1-2	Franklin	W	82-75
1-4	Missouri-St. Louis ^ (OT)	W	83-78
1-5	Central State ^	W	85-70
1-9	at IUPUI	L	74-77
1-12	Marycrest	W	99-86
1-16	Kentucky Wesleyan	W	88-82
1-19	Ashland	W	79-76
1-21	Indianapolis	W	79-71
1-26	Northern Kentucky	W	55-53
1-31	Urbana	W	113-78
2-2	Michigan-Dearborn	W	115-63
2-6	Central State	W	71-62
2-9	at SIU Edwardsville	L	58-59
2-16	SIU Edwardsville	W	81-59
2-18	at Charleston	L	92-149
2-23	Spring Arbor	W	91-68
2-27	Wayne State	W	97-82
3-2	at Northern Kentucky	L	69-71
3-9	vs. Lewis #	W	61-53
3-10	at Kentucky Wesleyan #	L	72-84

## 1986-87

Won 20, Lost 8

Home 17-1, Away 3-7

Coach: Ralph Underhill

Date	Opponent	W/L	Score
11-25	Ohio Dominican	W	106-60
11-29	Fort Wayne	W	79-78
12-4	Northern Kentucky	W	63-60
12-6	at Toledo	L	73-75
12-10	Michigan-Dearborn	W	116-77
12-13	at Kentucky Wesleyan	L	75-114
12-16	Northeastern Illinois	W	122-85
12-20	at Queens	W	77-67
12-22	at Pace	L	68-71
1-3	Wooster	W	100-75
1-6	Kentucky Wesleyan	W	70-64
1-9	Queens +	W	75-61
1-10	Eastern Montana +	W	76-73
1-17	Manchester	W	93-53
1-19	at Edinboro	L	77-79
1-21	Indianapolis	W	52-47
1-24	Findlay	L	69-72
1-28	at Youngstown State	L	90-99
1-31	at Kentucky State	W	92-80
2-2	IUPUI	W	92-82
2-4	at Central State (UD)	L	77-81
2-7	at Northern Kentucky	L	52-64
2-11	Kentucky State	W	82-74
2-14	Ashland	W	69-67
2-18	Wilmington	W	94-74
+ Wright State Invitational			
# NCAA Division II Quarterfinals (WSU)			

## 1988-89

Won 17, Lost 11

Home 14-4, Away 3-6, Neutral 0-1

Coach: Ralph Underhill

Date	Opponent	W/L	Score
12-3	Middle Tennessee	W	88-71
12-5	at Central Michigan	L	87-96
12-9	at Drake +	L	68-74
12-10	vs. George Mason + (20T)	L	95-98
12-13	St. Francis (NY)	W	75-74
12-16	Bethune-Cookman ^	L	55-64
12-17	Howard ^	W	76-72
12-21	at Bowling Green	L	56-73
12-31	Liberty	W	105-77
1-5	at Howard	W	69-67
1-7	at Brooklyn	W	94-70
1-11	Ashland	W	62-58
1-13	Central State	W	102-70
1-18	Western Illinois	W	72-65
1-21	at Akron	L	78-87
1-25	UMBC	W	86-81
1-28	Green Bay	W	77-72
1-31	Mount St. Mary's	L	100-102
2-4	Northern Illinois	L	84-85
2-8	at Middle Tennessee	L	51-83
2-11	Southern Utah	W	87-81
2-13	Wilmington	W	106-88
2-15	at Eastern Kentucky	W	70-65
2-18	Akron	L	70-86
2-20	Brooklyn	W	118-88
2-25	at Northern Illinois	L	73-82
3-1	Youngstown State	W	105-90
3-4	Milwaukee	W	105-96
+ Drake Classic (Des Moines, IA)			
^ Wright State Invitational			

# ALL-TIME RESULTS

## 1989-90

Won 21, Lost 7

Home 14-1, Away 6-6, Neutral 1-0

Coach: Ralph Underhill

Date	Opponent	W/L	Score
11-25	Wilmington	W	113-79
12-2	vs. South Alabama +	W	96-82
12-3	at #20 St. John's +	L	56-76
12-6	Bowling Green	L	85-92
12-9	Central Michigan	W	74-73
12-13	at St. Francis (NY)	W	94-80
12-16	at U.S. International	W	113-107
12-19	at Southern Utah	L	81-99
12-29	Vermont ^	W	91-82
12-30	Georgia Southern ^	W	94-91
1-4	St. Francis (NY)	W	101-82
1-6	at Dayton	W	101-99
1-10	Chicago State	W	95-72
1-13	at Youngstown State	W	90-80
1-15	at Akron	L	66-80
1-20	U.S. International	W	116-113
1-24	Eastern Kentucky	W	79-66
1-27	at Liberty	W	96-84
1-31	Central State	W	99-82
2-3	Northern Illinois	W	66-47
2-7	at Kent State	L	95-108
2-10	Youngstown State	W	94-74
2-15	Southern Utah	W	108-93
2-20	at St. Bonaventure	L	82-84
2-24	Akron	W	96-77
2-28	Ashland	W	81-77
3-3	at Chicago State	W	112-94
3-5	at Northern Illinois	L	77-84

+ Joe Lapchick Memorial Tournament (Jamaica, NY)  
^ USAir Classic

## 1990-91

Nutter Center First Year

Won 19, Lost 9

Home 14-1, Away 5-7, Neutral 0-1

Coach: Ralph Underhill

Date	Opponent	W/L	Score
11-24	vs. Coastal Carolina +	L	69-83
11-25	at Cleveland State +	L	92-99
12-1	Tennessee State	W	88-86
12-5	St. Joseph's (IN)	W	103-67
12-8	at Central Michigan	L	85-112
12-12	at #8 Ohio State	L	60-90
12-15	at Youngstown State	W	109-94
12-21	Stephen F. Austin ^	W	90-83
12-22	Murray State ^	W	79-76
1-2	at Ohio	L	56-75
1-5	at UMKC	W	98-90
1-12	Milwaukee	W	84-79
1-16	at Bowling Green	L	74-87
1-19	UMKC	W	101-90
1-23	Texas Southern	W	99-87
1-26	Southern Utah	W	96-93
1-28	Prairie View A&M	W	123-93
2-2	Kent State	W	62-61
2-9	at Southern Utah	W	109-105
2-11	at Prairie View A&M	W	100-86
2-13	at Texas Southern	L	82-97
2-16	Chicago State	W	128-96
2-19	Xavier	W	91-83
2-23	Central State	L	91-94
2-28	at Milwaukee	L	89-106
3-2	at Chicago State	W	117-106
3-5	Youngstown State	W	107-71
3-10	Northeastern Illinois	W	112-91

+ North Coast Tournament (Cleveland, OH)  
^ USAir Classic

## 1991-92

Won 15, Lost 13

Home 12-4, Away 3-7, Neutral 0-2

9-7 Mid-Continent Conference

Coach: Ralph Underhill

Date	Opponent	W/L	Score
12-3	Bowling Green	W	82-76
12-6	vs. St. Joseph's (PA) +	L	77-87
12-7	vs. Eastern Kentucky +	L	63-77
12-12	Northeastern Illinois	L	82-83
12-20	Central State ^	W	112-66
12-21	Alabama State ^	W	95-89
12-30	at Youngstown State	W	95-81
1-2	at Ohio	L	71-87
1-4	at UIC *	L	69-92
1-8	Eastern Illinois *	W	72-65
1-11	at Green Bay *	L	44-63
1-16	Akron *	W	93-68
1-18	Valparaiso *	W	70-63
1-20	at Northern Illinois *	W	84-70
1-25	St. Bonaventure	L	68-71
1-27	Cleveland State *	L	52-55
1-30	Western Illinois *	W	94-80
2-1	UIC *	W	93-82
2-3	at Valparaiso *	W	68-66
2-5	Youngstown State	W	91-73
2-8	at Akron *	L	86-89
2-10	at Cleveland State *	L	67-85
2-15	Green Bay *	W	80-62
2-20	at Eastern Illinois *	L	70-79
2-22	Buffalo	W	88-71
2-24	Northern Illinois *	W	78-73
2-29	at Western Illinois *	L	85-91
3-8	vs. Eastern Illinois #	L	72-84

+ Carrier Classic (Syracuse, NY)  
^ USAir Classic  
\* Mid-Continent Conference Game  
# Mid-Continent Conference Tournament (Cleveland, OH)

## 1992-93

Won 20, Lost 10

Home 14-3, Away 6-6, Neutral 0-1

10-6 Mid-Continent Conference

Coach: Ralph Underhill

Date	Opponent	W/L	Score
12-2	at #5 Kentucky	L	65-81
12-5	Wilmington	W	112-53
12-8	Morehead State	W	102-74
12-11	Prairie View A&M +	W	112-87
12-12	Eastern Kentucky +	W	88-78
12-16	at Ohio State	L	55-76
12-21	at Ohio	W	80-77
12-30	Miami	L	68-75
1-2	at Morehead State	W	129-63
1-6	Chicago State	W	136-91
1-9	at Valparaiso *	W	92-78
1-11	at UIC *	L	82-85
1-16	Western Illinois *	W	87-73
1-23	Eastern Illinois *	W	104-80
1-25	Youngstown State *	W	100-65
1-27	Cleveland State *	L	91-99
1-30	at Green Bay *	W	90-88
2-1	at Northern Illinois *	L	77-82
2-6	at Youngstown State *	W	95-87
2-8	at Cleveland State *	L	85-91
2-13	UIC *	W	96-88
2-15	Valparaiso *	W	79-67
2-18	Green Bay *	L	66-76
2-20	Northern Illinois *	W	98-56
2-22	at Eastern Illinois *	L	80-87
2-27	at Western Illinois *	W	81-80
3-7	Eastern Illinois #	W	94-58
3-8	Valparaiso #	W	82-72
3-9	UIC #	W	94-88
3-19	vs. Indiana !	L	54-97

+ USAir Classic

\* Mid-Continent Conference Game  
# Mid-Continent Conference Tournament (WSU)  
! NCAA Tournament (Indianapolis, IN)

## 1993-94

Won 12, Lost 18

Home 7-7, Away 5-8, Neutral 0-3

9-9 Mid-Continent Conference

Coach: Ralph Underhill

Date	Opponent	W/L	Score
11-26	vs. East Tennessee State +	L	81-92
11-27	at American (PR) +	L	61-68
11-28	vs. Pacific +	L	94-99
12-4	John Carroll	W	84-79
12-8	at Miami	L	53-87
12-11	at Dayton	L	56-83
12-14	at Eastern Kentucky	L	55-75
12-17	Prairie View A&M ^	W	80-64
12-18	Louisiana-Monroe ^	L	79-91
12-22	Ohio	L	63-78
1-5	Cleveland State *	L	77-84
1-8	Dayton	W	77-65
1-10	Youngstown State *	W	79-73
1-15	at Western Illinois *	W	81-60
1-17	at Valparaiso *	L	59-63
1-22	Green Bay *	W	53-51
1-24	at Northern Illinois *	L	68-77
1-27	Eastern Illinois *	L	62-63
1-29	at UIC *	L	85-109
2-1	Milwaukee *	L	80-95
2-5	Western Illinois *	W	87-73
2-7	Valparaiso *	L	68-75
2-12	at Cleveland State *	W	69-68
2-14	at Youngstown State *	W	88-78
2-19	UIC *	L	70-86
2-22	at Milwaukee *	W	89-87
2-24	at Eastern Illinois *	W	77-68
2-26	at Green Bay *	L	46-80
3-1	Northern Illinois *	W	71-65
3-6	vs. Cleveland State #	L	67-70

+ San Juan Shootout (San Juan, PR)  
^ USAir Classic  
\* Mid-Continent Conference Game  
# Mid-Continent Conference Tournament (Rosemont, IL)

## 1994-95

Won 13, Lost 17

Home 10-9, Away 3-8

6-8 Midwestern Collegiate Conference

Coach: Ralph Underhill

Date	Opponent	W/L	Score
11-26	at #17 Wisconsin	L	63-86
11-30	Fairleigh Dickinson	L	62-64
12-3	Wilmington	W	79-61
12-10	Dayton	W	74-53
12-13	at Ohio	L	56-90
12-16	Prairie View A&M +	W	90-65
12-17	Youngstown State +	L	56-62
12-21	at Fairleigh Dickinson	L	67-69
12-22	at Manhattan	L	46-91
12-30	Miami	L	61-69
1-3	Mississippi Valley State	W	74-65
1-5	at Detroit Mercy *	W	78-71
1-7	at Cleveland State *	W	82-74
1-12	La Salle *	L	65-74
1-18	Xavier *	L	73-81
1-21	Northern Illinois *	L	68-77
1-26	at Loyola *	L	69-75
1-28	at Milwaukee *	W	76-74
2-2	Detroit Mercy *	W	79-64
2-4	at UIC *	L	83-94
2-7	Virginia Tech	L	74-77
2-11	at La Salle *	L	90-92
2-15	at Xavier *	L	84-94
2-19	Cleveland State *	W	78-60

# ALL-TIME RESULTS

2-23	Butler *	W	83-79
2-26	Green Bay *	L	61-75
3-3	Cleveland State #	W	88-81
3-4	#25 Xavier #	W	71-70
3-5	Detroit Mercy #	W	76-69
3-7	Green Bay #	L	59-73

- + USAir Classic
- \* Midwestern Collegiate Conference Game
- # Midwestern Collegiate Conference Tournament (WSU)

2-1	Cleveland State *	L	71-74
2-6	at UIC *	L	59-66
2-8	at Northern Illinois *	W	77-73
2-13	Milwaukee *	W	75-55
2-20	at Green Bay *	L	49-69
2-22	at Butler *	L	57-75
2-24	Loyola *	W	56-54
2-28	Milwaukee #	L	70-81

- \* Midwestern Collegiate Conference Game
- # Midwestern Collegiate Conference Tournament (WSU)

1-23	at Green Bay *	L	52-54
1-28	Loyola *	L	68-75
1-30	UIC *	W	68-61
2-6	at Butler * [20T]	L	78-88
2-11	at Detroit Mercy *	L	46-64
2-13	at Cleveland State *	L	64-87
2-18	Green Bay *	L	40-58
2-20	Milwaukee *	W	71-69
2-27	vs. Butler #	L	56-64

- + The Cincinnati Crown
- \* Midwestern Collegiate Conference Game
- # Midwestern Collegiate Conference Tournament (Chicago, IL)

## 1995-96

Won 14, Lost 13

Home 10-5, Away 4-7, Neutral 0-1

8-8 Midwestern Collegiate Conference

Coach: Ralph Underhill

Date	Opponent	W/L	Score
11-25	Wilmington	W	102-53
12-2	Eastern Kentucky	W	76-64
12-5	Wisconsin	L	91-94
12-9	at Dayton	L	80-98
12-12	Ohio	W	88-77
12-16	at Toledo	W	62-57
12-19	Youngstown State	W	74-66
12-23	Manhattan	W	85-76
12-27	at Miami	L	86-105
12-31	vs. Virginia Tech +	L	46-62
1-4	at Green Bay *	L	52-78
1-6	at UIC *	L	79-91
1-11	Butler *	L	68-71
1-13	at Cleveland State *	L	68-83
1-15	Loyola *	W	87-73
1-20	at Milwaukee *	W	74-71
1-22	at Detroit Mercy *	W	59-57
1-29	Northern Illinois *	L	63-71
2-1	UIC *	W	91-74
2-3	Green Bay *	L	53-60
2-10	at Loyola *	L	67-85
2-12	at Butler *	W	67-61
2-14	Cleveland State *	W	65-54
2-17	Detroit Mercy *	W	70-63
2-22	Milwaukee *	W	99-75
2-24	at Northern Illinois *	L	71-81
3-2	Detroit Mercy #	L	61-67

- + New Orleans, LA
- \* Midwestern Collegiate Conference Games
- # Midwestern Collegiate Conference Tournament (WSU)

## 1996-97

Won 7, Lost 20

Home 6-9, Away 1-11

5-11 Midwestern Collegiate Conference

Coach: Jim Brown

Date	Opponent	W/L	Score
11-30	Thomas More	W	97-59
12-9	at #3 Kentucky	L	62-90
12-11	Bowling Green	L	63-90
12-14	Miami	L	58-89
12-16	at #18 Louisville	L	57-65
12-18	at Ohio	L	59-74
12-21	Toledo	L	71-74
12-28	Western Michigan	W	68-58
12-30	at Youngstown State	L	63-69
1-2	at Detroit Mercy *	L	62-73
1-4	at Cleveland State *	L	76-79
1-6	Green Bay *	W	79-72
1-9	Dayton	L	63-72
1-11	Northern Illinois *	L	55-56
1-16	UIC *	L	56-64
1-18	at Milwaukee *	L	60-61
1-23	at Loyola *	L	72-91
1-25	Butler *	W	65-62
1-30	Detroit Mercy *	L	63-65

## 1997-98

Won 10, Lost 18

Home 6-7, Away 3-10, Neutral 1-1

3-11 Midwestern Collegiate Conference

Coach: Ed Schilling

Date	Opponent	W/L	Score
11-15	at Central Michigan	W	82-72
11-18	Old Dominion	W	64-52
11-22	Wilmington	W	84-55
11-25	Ball State	L	62-69
11-29	Ohio	L	56-57
12-6	at Cincinnati	L	60-85
12-10	at Bowling Green	W	76-67
12-13	at Dayton	L	63-94
12-17	at Michigan State	L	52-95
12-20	Central Michigan	W	79-72
12-22	at Western Michigan	L	74-88
12-27	Prairie View AGM	W	69-65
1-3	Loyola *	W	79-51
1-5	UIC *	L	81-83
1-12	at Butler *	L	66-81
1-15	at Detroit Mercy *	L	75-80
1-17	at Cleveland State *	L	67-85
1-22	Milwaukee *	L	62-69
1-24	Green Bay *	L	65-77
1-29	at Loyola *	L	52-59
1-31	at UIC *	L	70-82
2-7	Butler *	W	57-53
2-12	Cleveland State *	L	67-71
2-14	Detroit Mercy *	L	60-68
2-19	at Green Bay *	L	62-74
2-21	at Milwaukee *	W	75-65
2-28	vs. UIC #	W	74-73
3-1	vs. Butler #	L	48-67

- \* Midwestern Collegiate Conference Game
- # Midwestern Collegiate Conference Tournament (Green Bay, WI)

## 1998-99

Won 9, Lost 18

Home 8-6, Away 1-10, Neutral 0-2

4-10 Midwestern Collegiate Conference

Coach: Ed Schilling

Date	Opponent	W/L	Score
11-14	at Old Dominion	L	60-81
11-17	Central Michigan (OT)	L	81-82
11-20	Pittsburgh	L	65-76
11-23	vs. #8 Kentucky +	L	75-97
11-28	Sacred Heart	W	77-50
12-5	Denver	W	79-57
12-8	at Ball State	L	70-84
12-12	at Denver	L	76-98
12-14	at Northern Iowa	L	70-78
12-19	Morehead State	W	64-58
12-21	Prairie View AGM	W	94-62
12-28	Chicago State	W	75-56
1-4	at UIC *	W	100-74
1-5	at Loyola *	L	67-80
1-9	Butler *	L	53-74
1-16	Cleveland State *	W	89-74
1-19	Detroit Mercy *	L	56-68
1-21	at Milwaukee *	L	65-69

- + Midwestern Collegiate Conference Game
- # Midwestern Collegiate Conference Tournament (Green Bay, WI)

## 1999-00

Won 11, Lost 17

Home 11-3, Away 0-13, Neutral 0-1

6-8 Midwestern Collegiate Conference

Coach: Ed Schilling

Date	Opponent	W/L	Score
11-19	at Pittsburgh	L	52-69
11-23	at Central Michigan	L	48-76
11-27	at Texas-Pan American	L	60-63
11-30	South Alabama	W	66-64
12-4	Northern Iowa	L	35-61
12-7	at Morehead State	L	72-74
12-13	at St. Mary's	L	48-80
12-16	Prairie View AGM	W	104-74
12-18	at Miami	L	61-72
12-21	Northern Illinois	L	58-70
12-23	St. Mary's	W	58-50
12-30	#6 Michigan State	W	53-49
1-3	Tennessee State	W	61-53
1-8	at Butler *	L	47-71
1-13	at Detroit Mercy *	L	65-75
1-15	at Cleveland State *	L	55-69
1-20	Milwaukee *	W	67-60
1-22	Green Bay *	W	60-44
1-27	at Loyola *	L	58-59
1-29	at UIC *	L	51-69
2-5	Butler *	L	55-79
2-10	Cleveland State *	W	91-88
2-12	Detroit Mercy *	W	64-61
2-17	at Green Bay *	L	46-61
2-19	at Milwaukee *	L	67-81
2-24	UIC *	W	72-52
2-26	Loyola *	W	84-71
3-4	Detroit Mercy #	L	59-64

- \* Midwestern Collegiate Conference Game
- # Midwestern Collegiate Conference Tournament (Chicago, IL)

## 2000-01

Won 18, Lost 11

Home 14-3, Away 4-7, Neutral 0-1

8-6 Midwestern Collegiate Conference

Coach: Ed Schilling

Date	Opponent	W/L	Score
11-17	Greenville	W	107-55
11-21	at Northern Illinois	W	73-66
11-28	Alabama AGM	W	92-82
12-2	at Tennessee State	W	84-74
12-4	at South Alabama	L	71-79
12-7	Prairie View AGM	W	85-60
12-11	at Green Bay *	W	68-67
12-16	High Point	W	80-38
12-19	Miami	W	56-47
12-21	St. Francis (PA)	W	94-66
12-27	vs. Oakland +	L	77-87
12-30	at #1 Michigan State	L	61-88
1-2	Morehead State	L	69-70
1-6	Butler *	W	62-61
1-11	Detroit Mercy *	L	65-78
1-13	Cleveland State *	W	67-58
1-18	at Milwaukee *	L	43-56

# ALL-TIME RESULTS

1-25	Loyola *	W	93-76
1-27	UIC *	W	76-73
1-31	Texas-Pan American	W	74-69
2-3	at Butler *	L	48-59
2-8	at Cleveland State *	L	60-77
2-10	at Detroit Mercy *	L	67-80
2-15	Green Bay *	W	67-48
2-17	Milwaukee *	W	75-60
2-22	at UIC *	L	65-77
2-24	at Loyola *	W	62-60
3-3	Milwaukee #	W	64-63
3-4	Butler #	L	58-66

- \* Midwestern Collegiate Conference Game
- + The Palace of Auburn Hills
- # Midwestern Collegiate Conference Tournament (WSU)

1-16	Butler *	L	70-81
1-23	at Green Bay *	L	67-69
1-25	at Milwaukee *	L	59-74
1-29	UIC *	L	76-89
2-1	Youngstown State *	W	80-68
2-5	at UIC *	L	62-77
2-8	Loyola *	L	69-71
2-13	at Detroit Mercy *	L	63-68
2-15	Cleveland State *	W	76-63
2-20	at Butler *	L	64-79
2-22	at Fort Wayne	L	61-84
2-27	Milwaukee *	L	65-98
3-1	Green Bay *	W	77-74
3-4	at Detroit Mercy #	L	61-78

- + Billy Minardi Classic (Louisville, KY)
- \* Horizon League Game
- # Horizon League Tournament First Round (Detroit, MI)

1-6	Cleveland State *	W	73-57
1-8	Detroit Mercy *	W	63-57
1-15	at Loyola *	L	51-65
1-17	at Milwaukee *	L	66-71
1-22	at Butler *	W	59-54
1-26	UIC *	W	72-61
1-29	at Cleveland State *	L	53-67
2-2	Milwaukee *	L	70-79
2-5	Loyola *	L	57-74
2-7	Butler *	W	61-55
2-10	at Detroit Mercy *	L	49-71
2-16	at Youngstown State *	W	71-64
2-19	Northern Illinois ^ (OT)	W	72-66
2-23	at UIC *	L	68-81
2-27	Green Bay *	W	94-80
3-1	Butler #	W	61-57
3-4	vs. Detroit Mercy -	L	48-61

- + Cisco Systems Preseason NIT
- \* Horizon League Game
- ^ ESPN BracketBusters
- # Horizon League Tournament First Round (WSU)
- Horizon League Tournament Second Round (Milwaukee, WI)

## 2001-02

Won 17, Lost 11  
Home 11-3, Away 6-7, Neutral 0-1  
9-7 Horizon League  
Coach: Ed Schilling

Date	Opponent	W/L	Score
11-17	at St. Francis (PA)	W	83-67
11-20	at Cincinnati	L	54-83
11-24	Fort Wayne	W	75-62
11-29	Tennessee State	W	66-54
12-1	at Miami	L	61-67
12-5	at Morehead State	L	72-80
12-8	at High Point	W	77-55
12-11	Oakland	W	74-54
12-15	Santa Clara	W	76-62
12-20	Prairie View AGM	W	94-61
1-2	at #20 Butler * (2OT)	W	90-87
1-5	at Youngstown State *	L	80-87
1-12	at Detroit Mercy * (OT)	L	74-75
1-14	at Cleveland State *	W	68-64
1-17	Milwaukee * (OT)	L	80-86
1-19	Green Bay *	W	96-73
1-23	Texas-Pan American	W	83-64
1-26	at Loyola *	W	65-60
1-28	at UIC *	L	66-68
1-31	Youngstown State *	W	76-69
2-2	Butler *	L	57-72
2-7	Cleveland State *	W	87-72
2-9	Detroit Mercy *	L	64-69
2-14	at Milwaukee *	L	68-94
2-17	at Green Bay *	W	71-70
2-21	UIC *	W	63-62
2-24	Loyola *	W	80-74
3-2	vs. Loyola #	L	64-90

- \* Horizon League Game
- # Horizon League Tournament (Cleveland, OH)

## 2002-03

Won 10, Lost 18  
Home 9-5, Away 0-12, Neutral 1-1  
4-12 Horizon League  
Coach: Ed Schilling

Date	Opponent	W/L	Score
11-23	Akron	W	78-75
11-26	Cedarville	W	85-64
11-30	Miami	W	51-48
12-4	Morehead State	W	80-74
12-7	at Ball State	L	59-66
12-11	Toledo	L	84-98
12-14	South Florida	W	69-68
12-17	vs. Manhattan +	L	74-76
12-18	vs. Eastern Kentucky +	W	75-61
12-30	at Santa Clara	L	67-71
1-5	at Loyola *	L	56-67
1-9	Detroit Mercy *	W	67-64
1-11	at Cleveland State *	L	52-55
1-13	at Youngstown State *	L	60-66

## 2003-04

Won 14, Lost 14  
Home 8-6, Away 6-8  
10-6 Horizon League  
Coach: Paul Biancardi

Date	Opponent	W/L	Score
11-25	Cedarville	L	66-68
11-29	at South Florida	L	59-74
12-3	at Morehead State	L	60-65
12-6	Ball State	W	64-50
12-11	at Miami	L	61-76
12-15	Southern Illinois	L	73-79
12-18	at Youngstown State *	W	69-59
12-22	at Toledo	L	66-103
12-28	at Brown	W	74-71
12-30	at Akron	L	67-85
1-3	Butler *	W	51-39
1-5	Green Bay *	L	46-53
1-8	at Cleveland State *	W	78-73
1-10	at Detroit Mercy *	W	67-61
1-14	Texas-Pan American	W	82-60
1-17	at Loyola *	W	83-68
1-21	UIC *	W	61-60
1-24	at Butler *	W	54-53
1-27	Milwaukee *	L	53-68
1-31	Cleveland State *	W	72-56
2-4	Loyola *	W	83-71
2-7	at Milwaukee *	L	66-72
2-11	Detroit Mercy *	L	60-74
2-14	Fort Wayne	W	66-64
2-19	Youngstown State *	W	81-61
2-26	at UIC *	L	71-75
2-28	at Green Bay *	L	65-76
3-2	Loyola #	L	59-76

- \* Horizon League Game
- # Horizon League Tournament First Round (WSU)

## 2004-05

Won 15, Lost 15  
Home 11-4, Away 4-10, Neutral 0-1  
8-8 Horizon League  
Coach: Paul Biancardi

Date	Opponent	W/L	Score
11-16	at Tulsa + (OT)	W	72-66
11-18	at #10 Arizona +	L	66-83
11-21	Brown	W	67-44
11-27	Toledo	W	74-64
12-1	at Ball State	L	54-61
12-4	at Northeastern	W	59-53
12-8	Miami (OT)	L	54-59
12-11	Akron	L	70-81
12-14	at Southern Illinois	L	42-54
12-18	Youngstown State *	W	72-51
12-22	at Texas-Pan American	L	59-77
12-30	Morgan State	W	70-52
1-3	at Green Bay * (OT)	L	71-73

## 2005-06

Won 13, Lost 15  
Home 10-3, Away 3-12  
8-8 Horizon League  
Coach: Paul Biancardi

Date	Opponent	W/L	Score
11-19	at Belmont	L	80-86
11-23	at Toledo	L	53-64
11-26	Ball State	L	50-71
11-30	at Miami	L	46-54
12-7	Detroit Mercy *	W	69-58
12-13	at Northern Illinois	L	42-62
12-17	Belmont	W	87-79
12-22	Texas-Pan American	W	63-53
12-27	Northeastern	W	72-65
12-31	at Akron	L	44-72
1-5	at Cleveland State *	W	58-55
1-7	Loyola *	W	77-63
1-9	Kenyon	W	88-47
1-12	at Youngstown State *	W	64-60
1-19	at Green Bay *	L	44-57
1-21	at Milwaukee *	L	54-61
1-25	UIC *	L	57-62
1-28	at Butler *	L	62-70
1-30	Youngstown State *	W	81-67
2-2	Milwaukee *	W	59-54
2-4	Green Bay *	W	59-49
2-8	at Detroit Mercy *	L	66-70
2-11	Butler *	W	86-83
2-15	Cleveland State *	L	56-63
2-18	at Bowling Green +	W	70-51
2-22	at Loyola *	L	63-76
2-25	at UIC *	L	66-69
2-28	at UIC #	L	64-77

- \* Horizon League Game
- + ESPN BracketBusters
- # Horizon League Tournament First Round (Chicago, IL)

## 2006-07

Won 23, Lost 10  
Home 14-1, Away 7-8, Neutral 2-1  
13-3 Horizon League  
Coach: Brad Brownell

Date	Opponent	W/L	Score
11-11	at Miami	W	57-56
11-19	at Coastal Carolina	L	63-70
11-22	at Chicago State	L	70-86
12-2	Detroit Mercy *	W	50-49
12-5	at Bradley	L	49-88
12-9	at St. Bonaventure	W	59-57

# ALL-TIME RESULTS

12-13	at Marshall	L	72-79
12-16	Bowling Green	L	56-59
12-19	Marist	W	63-53
12-21	Chicago State	W	63-62
12-27	at LSU +	L	45-71
12-28	vs. Samford +	W	61-50
12-29	vs. Mississippi Valley State +	W	55-54
1-2	Fort Wayne	W	72-58
1-4	UIC *	W	76-62
1-6	at #18 Butler *	L	42-73
1-10	Loyola *	W	81-55
1-13	Green Bay *	W	78-67
1-18	at Cleveland State *	W	78-67
1-21	at Milwaukee *	L	69-73
1-24	Youngstown State *	W	62-49
1-27	at Loyola *	W	59-47
1-29	at Green Bay *	W	65-54
2-3	at Detroit Mercy *	W	66-59
2-5	Milwaukee *	W	76-50
2-7	at UIC * [OT]	W	74-64
2-10	#18 Butler *	W	77-65
2-14	Cleveland State *	W	68-55
2-17	Cal State Fullerton ^	W	77-62
2-22	at Youngstown State *	L	57-72
3-3	Green Bay #	W	67-51
3-6	#19 Butler -	W	60-55
3-15	vs. Pittsburgh !	L	58-79

- \* Horizon League Game
- + Hispanic College Fund Classic (Baton Rouge, LA)
- ^ ESPNU BracketBusters
- # Horizon League Tournament Semifinals (WSU)
- Horizon League Tournament Finals (WSU)
- ! NCAA Tournament (Buffalo, NY)

## 2007-08

**Won 21, Lost 10**

**Home 13-3, Away 7-6, Neutral 1-1**

**12-6 Horizon League**

**Coach: Brad Brownell**

Date	Opponent	W/L	Score
11-19	Coastal Carolina	W	71-48
11-28	Marshall	W	77-70
12-1	at Marist	L	64-79
12-6	Valparaiso *	L	66-71
12-8	#18 Butler *	W	43-42
12-11	Bradley	L	65-72
12-15	Miami	W	58-57
12-18	St. Bonaventure	W	54-45
12-22	at Cal State Fullerton	W	84-80
12-29	vs. Belmont +	W	78-74
12-30	at Chattanooga +	W	87-82
1-3	at Milwaukee *	L	64-75
1-5	at Green Bay *	L	49-52
1-10	Youngstown State *	W	66-55
1-12	Cleveland State *	L	63-65
1-17	at UIC *	W	76-75
1-19	at Loyola *	W	53-52
1-26	at Detroit Mercy *	W	66-57
1-31	Green Bay *	W	71-67
2-2	Milwaukee *	W	53-51
2-4	Presbyterian	W	58-42
2-7	at Cleveland State *	W	55-49
2-9	at Youngstown State *	W	50-47
2-14	Loyola *	W	55-51
2-16	UIC *	W	52-51
2-20	Detroit Mercy *	W	59-58
2-24	at Illinois State ^	L	46-54
2-28	at #14 Butler *	L	61-66
3-1	at Valparaiso *	L	73-75
3-4	Detroit Mercy #	W	60-37
3-7	vs. Valparaiso -	L	67-72

- \* Horizon League Game
- ^ Dr. Pepper Classic (Chattanooga, TN)

- + ESPNU BracketBusters
- # Horizon League First Round (WSU)
- Horizon League Semifinals (Indianapolis, IN)

## 2008-09

**Won 20, Lost 13**

**Home 11-4, Away 5-9, Neutral 4-0**

**12-6 Horizon League**

**Coach: Brad Brownell**

Date	Opponent	W/L	Score
11-15	Illinois State	L	61-69
11-22	at Central Michigan (OT)	L	68-70
11-24	Miami	L	37-55
11-29	at Sam Houston State	L	65-84
12-4	at Green Bay *	L	46-57
12-6	at Milwaukee *	L	59-66
12-9	Toledo	W	50-35
12-12	at Arkansas-Little Rock	W	62-55
12-14	at #11 Wake Forest	L	53-66
12-17	Norfolk State	W	66-43
12-20	vs. Oral Roberts +	W	59-46
12-21	vs. South Florida +	W	60-43
12-22	vs. Murray State +	W	57-41
12-30	Cleveland State *	W	71-62
1-3	Youngstown State *	W	60-59
1-8	at #20 Butler *	L	48-64
1-10	at Valparaiso *	W	64-48
1-16	at Detroit Mercy *	W	60-51
1-22	Loyola *	W	68-47
1-24	UIC *	W	57-31
1-29	at Youngstown State *	W	67-61
1-31	at Cleveland State *	L	50-59
2-5	Valparaiso *	W	68-58
2-7	#11 Butler *	L	51-69
2-10	at Loyola *	W	64-52
2-14	Detroit Mercy *	W	61-48
2-18	at UIC * [OT]	L	66-77
2-21	Northeastern ^	L	57-69
2-26	Milwaukee *	W	70-60
2-28	Green Bay *	W	65-64
3-3	Valparaiso #	W	68-56
3-6	vs. Milwaukee -	W	80-70
3-7	at #22 Butler @	L	57-62

- \* Horizon League Game
- + San Juan Shootout (San Juan, PR)
- ^ ESPNU BracketBusters
- # Horizon League First Round (WSU)
- Horizon League Second Round (Indianapolis, IN)
- @ Horizon League Semifinals (Indianapolis, IN)

## 2009-10

**Won 20, Lost 12**

**Home 12-1, Away 5-11, Neutral 3-0**

**12-6 Horizon League**

**Coach: Brad Brownell**

Date	Opponent	W/L	Score
11-13	at Washington +	L	69-74
11-14	vs. Portland State +	W	75-70
11-15	vs. Belmont +	W	82-73
11-24	Central Michigan	W	69-53
11-28	at Northeastern	L	67-70
12-3	Cleveland State *	W	73-64
12-5	Youngstown State *	W	67-54
12-8	at Toledo	W	66-56
12-13	at Miami	L	55-56
12-16	at Mississippi State	L	69-80
12-19	Maryland Eastern Shore	W	87-46
12-22	Arkansas-Little Rock	W	69-47
12-28	Sam Houston State	W	88-48
12-31	at Loyola *	L	52-53
1-2	at UIC *	W	64-47
1-8	Butler *	L	65-77
1-10	Valparaiso *	W	59-57
1-14	at Green Bay *	L	66-68
1-16	at Milwaukee * [OT]	L	61-67

1-23	at Detroit Mercy *	W	61-59
1-28	UIC *	W	79-43
1-30	Loyola *	W	66-48
2-4	at Valparaiso *	W	75-71
2-6	at Butler *	L	62-74
2-11	Milwaukee *	W	68-63
2-13	Green Bay *	W	67-54
2-17	Detroit Mercy *	W	70-53
2-20	at Ohio ^	L	59-64
2-25	at Youngstown State *	W	76-73
2-27	at Cleveland State *	L	63-68
3-6	vs. Detroit Mercy #	W	69-50
3-9	at Butler @	L	45-70

- + Athletes in Action Classic (Seattle, WA)
- \* Horizon League Game
- ^ ESPNU BracketBusters
- # Horizon League Semifinals (Indianapolis, IN)
- @ Horizon League Finals (Indianapolis, IN)

## 2010-11

**Won 19, Lost 14**

**Home 14-3, Away 5-8, Neutral 0-3**

**10-8 Horizon League**

**Coach: Billy Donlon**

Date	Opponent	W/L	Score
11-14	at Indiana	L	44-67
11-17	Northwood	W	75-55
11-21	Southern +	W	66-43
11-23	Oakland +	W	82-79
11-26	vs. Richmond ^	L	61-71
11-27	vs. Southern Illinois ^	L	50-56
12-1	at Cincinnati	L	69-77
12-4	at Detroit Mercy *	L	69-78
12-8	Air Force	W	76-61
12-11	Tusculum	W	60-47
12-14	at Central Michigan	W	53-49
12-18	Miami	W	66-51
12-22	at Charlotte	L	53-57
12-30	Milwaukee *	W	68-44
1-1	Green Bay *	W	67-64
1-6	at UIC *	W	71-63
1-8	at Loyola *	W	58-41
1-14	Valparaiso *	L	60-71
1-16	Butler *	W	69-64
1-20	at Youngstown State *	W	66-62
1-22	at Cleveland State *	L	46-65
1-28	at Green Bay *	W	63-61
1-30	at Milwaukee *	L	53-54
2-3	Loyola *	W	76-63
2-5	UIC *	W	69-63
2-7	Youngstown State *	W	74-70
2-10	at Butler *	L	63-71
2-12	at Valparaiso *	L	56-58
2-16	Cleveland State *	L	72-74
2-19	Hofstra @	W	82-56
2-25	Detroit Mercy *	L	67-77
3-1	Green Bay #	W	60-50
3-4	vs. Cleveland State -	L	59-73

- + Chicago Invitational Challenge (WSU)
- ^ Chicago Invitational Challenge (Chicago, IL)
- \* Horizon League Game
- @ ESPNU BracketBusters
- # Horizon League First Round (WSU)
- Horizon League Second Round (Milwaukee, WI)

# ALL-TIME RESULTS

## 2011-12

**Won 13, Lost 19**

**Home 9-7, Away 4-11, Neutral 0-1**

**7-11 Horizon League**

**Coach: Billy Donlon**

Date	Opponent	W/L	Score
11-11	at #3 Ohio State +	L	42-73
11-13	Kenyon	W	80-56
11-16	Jackson State +	W	56-39
11-21	vs. #10 Florida + ^	L	65-78
11-23	at North Florida +	L	52-69
11-26	Charlotte	L	66-70
12-1	Cleveland State *	L	43-45
12-3	Youngstown State *	W	63-62
12-7	at Air Force	L	34-55
12-10	at Miami	W	51-49
12-14	Cincinnati	L	58-78
12-17	Ohio	L	54-82
12-20	Idaho (OT)	W	80-78
12-22	Central Michigan	W	60-42
12-29	at Loyola *	W	64-48
12-31	at UIC * (OT)	W	74-70
1-6	Butler *	L	62-63
1-8	Valparaiso *	W	73-55
1-12	at Milwaukee *	L	38-58
1-14	at Green Bay *	L	56-57
1-21	at Detroit Mercy *	L	53-69
1-25	UIC *	W	69-63
1-27	Loyola *	W	47-41
2-2	at Butler *	L	53-64
2-4	at Valparaiso *	L	54-63
2-10	Green Bay *	L	48-53
2-12	Milwaukee *	W	70-46
2-15	Detroit Mercy *	L	55-71
2-18	at UMKC @	W	76-62
2-23	at Youngstown State *	L	54-61
2-25	at Cleveland State *	L	55-77
2-28	at Butler #	L	52-70

- + Global Sports Shootout
- ^ St. Pete Times Forum
- \* Horizon League Game
- @ ESPN BracketBusters
- # Horizon League First Round (Indianapolis, IN)

## 2012-13

**Won 23, Lost 13**

**Home 12-5, Away 8-7, Neutral 3-1**

**10-6 Horizon League**

**Coach: Billy Donlon**

Date	Opponent	W/L	Score
11-9	at Idaho	W	80-70
11-13	at Eastern Illinois	W	56-44
11-16	North Carolina A&T	W	56-44
11-21	vs. Central Michigan +	L	55-59
11-23	vs. Idaho State +	W	60-45
11-24	at Utah +	L	54-66
12-1	Morehead State	W	66-57
12-3	at Bowling Green	L	41-54
12-8	VMI	W	92-59
12-15	at Hofstra	W	63-57
12-19	Miami	W	67-59
12-22	at Cincinnati	L	58-68
12-30	Mount St. Joseph	W	58-49
1-3	Green Bay *	W	64-53
1-5	Milwaukee *	W	53-51
1-9	Cleveland State *	W	69-53
1-11	at Loyola *	W	62-61
1-19	at Valparaiso *	L	63-69
1-21	at Detroit Mercy *	W	64-62
1-23	at Youngstown State *	L	61-68
1-26	UIC *	L	49-55
1-30	Detroit Mercy *	L	76-83
2-4	Loyola *	W	62-59
2-7	at Green Bay * (2OT)	W	70-68
2-9	at Milwaukee *	W	64-49
2-12	Valparaiso *	L	61-68
2-20	at Cleveland State *	W	50-41

2-23	Evansville ^	L	58-70
2-26	at UIC *	L	55-60
3-2	Youngstown State *	W	72-45
3-8	vs. Youngstown State #	W	66-59
3-9	vs. Detroit Mercy #	W	56-54
3-12	at Valparaiso #	L	54-62
3-20	Tulsa %	W	72-52
3-25	Richmond %	W	57-51
3-27	Santa Clara %	L	69-81

- + Utah Thanksgiving Tournament (Salt Lake City, UT)
- \* Horizon League Game
- @ BracketBusters
- # Horizon League Tournament (Valparaiso, IN)
- % College Basketball Invitational (WSU)

## 2013-14

**Won 21, Lost 15**

**Home 13-3, Away 5-12, Neutral 3-0**

**10-6 Horizon League**

**Coach: Billy Donlon**

Date	Opponent	W/L	Score
11-10	Mount St. Joseph	W	82-49
11-13	at Georgetown	L	70-88
11-16	at DePaul +	L	72-81
11-18	Manchester +	W	83-33
11-22	vs. Houston Baptist ^	W	75-59
11-23	at South Alabama ^	L	70-74
11-27	Alcorn State	W	73-55
11-30	Western Carolina	W	85-77
12-2	at Morehead State	L	69-74
12-5	at North Carolina A&T	L	59-62
12-7	at VMI	L	74-94
12-15	at Miami	L	56-59
12-19	Eastern Illinois	W	70-43
12-21	UMKC	W	61-49
12-29	Bowling Green	W	46-43
1-2	Oakland *	W	76-64
1-4	at Detroit Mercy *	L	53-58
1-10	at Valparaiso *	W	62-45
1-12	UIC *	W	58-53
1-17	Green Bay *	L	69-79
1-19	at Cleveland State *	W	49-46
1-21	Milwaukee *	W	73-57
1-25	at Youngstown State *	L	67-68
1-30	at Milwaukee *	L	64-68
2-1	at Green Bay *	L	55-62
2-5	Youngstown State *	W	77-67
2-8	Cleveland State *	L	68-72
2-16	at Oakland *	W	72-71
2-21	Detroit Mercy *	W	65-61
2-25	Valparaiso *	W	67-58
3-1	at UIC *	W	68-61
3-7	vs. Oakland #	W	73-57
3-8	vs. Cleveland State #	W	68-63
3-11	Milwaukee !	L	63-69
3-18	at East Carolina @	W	73-59
3-22	at Ohio @	L	54-56

- + CBE Hall of Fame Classic
- ^ CBE Hall of Fame Classic (Mobile, AL)
- \* Horizon League Game
- # Horizon League Tournament (Green Bay, WI)
- ! Horizon League Finals (WSU)
- @ CollegeInsider.com Tournament

## 2014-15

**Won 11, Lost 20**

**Home 5-8, Away 6-10, Neutral 0-2**

**3-13 Horizon League**

**Coach: Billy Donlon**

Date	Opponent	W/L	Score
11-14	Belmont	W	73-70

11-16	Ohio Dominican	W	76-64
11-19	at Bowling Green	L	55-70
11-22	at Charleston Southern	W	86-79
11-27	vs. Cal State Fullerton ^	L	62-67
11-28	vs. Florida International * (OT)	L	59-61
11-29	at USC Upstate ^	W	56-51
12-2	at Evansville	L	78-86
12-7	Urbana	W	81-58
12-11	at Belmont	W	79-71
12-14	Miami	W	68-59
12-18	at Western Carolina	W	69-56
12-23	George Mason	L	60-68
12-27	at #18 Ohio State	L	55-100
1-2	Detroit Mercy *	W	70-57
1-5	at Green Bay *	L	55-79
1-8	at Youngstown State *	W	70-61
1-14	Cleveland State *	L	50-55
1-17	Valparaiso *	L	56-66
1-20	at Milwaukee *	L	41-67
1-26	at Detroit Mercy *	W	64-53
1-28	at Oakland * (OT)	L	76-84
2-2	Green Bay *	L	58-71
2-7	at Cleveland State *	L	72-88
2-12	UIC *	L	75-79
2-15	Youngstown State *	L	69-74
2-18	Oakland *	L	67-76
2-21	at Valparaiso *	L	48-55
2-26	Milwaukee *	L	58-61
2-28	at UIC *	L	46-61
3-3	at UIC #	L	57-60

- ^ Spartanburg Marriott Upstate Classic (Spartanburg, SC)
- \* Horizon League Game
- # Horizon League First Round (Chicago, IL)

## 2015-16

**Won 22, Lost 13**

**Home 13-2, Away 5-9, Neutral 4-2**

**13-5 Horizon League**

**Coach: Billy Donlon**

Date	Opponent	W/L	Score
11-13	vs. South Dakota ^	W	77-69
11-14	vs. Cal State Northridge ^	L	67-72
11-15	at Northern Illinois ^	L	59-65
11-20	at #2 Kentucky	L	63-78
11-24	Mount St. Joseph +	W	66-52
11-28	at George Mason	L	39-66
12-1	Albion	W	68-50
12-4	Georgia State	L	46-59
12-8	at #12 Xavier	L	55-90
12-13	at Miami	L	67-72
12-17	Charleston Southern	W	71-65
12-20	Bowling Green	W	83-47
12-22	Murray State	W	65-49
1-2	at Milwaukee * (OT)	W	84-82
1-4	at Green Bay *	L	68-76
1-9	at Northern Kentucky *	W	60-46
1-14	Cleveland State *	W	70-53
1-16	Youngstown State *	W	81-45
1-18	Detroit Mercy *	W	77-76
1-22	Valparaiso *	W	73-62
1-24	UIC *	W	80-66
1-29	at Oakland *	L	63-89
1-31	at Detroit Mercy *	L	68-75
2-4	Milwaukee *	W	84-83
2-6	Green Bay *	W	79-60
2-11	at UIC *	L	59-64
2-13	at Valparaiso *	W	61-59
2-15	Oakland *	L	73-89
2-20	Northern Kentucky *	W	67-64
2-25	at Youngstown State *	W	87-81
2-27	at Cleveland State *	W	55-51
3-5	vs. UIC #	W	74-43
3-6	vs. Detroit Mercy #	W	82-72
3-7	vs. Oakland #	W	59-55
3-8	vs. Green Bay #	L	69-78

# ALL-TIME RESULTS

- ^ NIU Showcase (DeKalb, IL)
- + NIU Showcase
- \* Horizon League Game
- # Horizon League Tournament (Detroit, MI)

## 2016-17

Won 20, Lost 12

Home 12-4, Away 8-7, Neutral 0-1

11-7 Horizon League

Coach: Scott Nagy

Date	Opponent	W/L	Score
11-11	at Southern Illinois	W	85-81
11-15	Miami	W	89-87
11-19	Toledo	L	78-82
11-21	Ohio Dominican ^	W	109-54
11-25	CSU Bakersfield ^	W	68-64
11-26	North Dakota ^	W	83-79
11-27	North Florida ^	W	75-67
11-30	at Georgia State	L	74-81
12-3	at Penn State	L	50-72
12-7	at Loyola	L	64-77
12-13	Urbana	W	85-34
12-18	at Kent State	W	68-63
12-22	at Murray State	W	77-62
12-29	at Oakland *	L	62-81
12-31	at Detroit Mercy *	W	85-72
1-5	Cleveland State *	W	55-51
1-7	Youngstown State *	L	75-80
1-12	at Green Bay *	L	61-78
1-14	at Milwaukee *	W	70-67
1-20	Detroit Mercy *	W	106-88
1-22	Oakland *	W	88-67
1-27	at Valparaiso *	L	55-70
1-29	at UIC *	W	88-86
2-4	Northern Kentucky *	L	79-83
2-9	Milwaukee *	W	76-65
2-11	Green Bay *	W	88-79
2-16	at Youngstown State *	W	84-81
2-18	at Cleveland State * (2OT)	W	74-68
2-21	at Northern Kentucky *	L	76-83
2-24	Valparaiso *	L	74-84
2-26	UIC *	W	87-49
3-5	vs. Northern Kentucky #	L	77-82

- ^ Men Against Breast Cancer Classic Presented by Premier Health
- \* Horizon League Game
- # Horizon League Tournament (Detroit, MI)

## 2017-18

Won 25, Lost 10

Home 14-2, Away 8-7, Neutral 3-1

14-4 Horizon League

Coach: Scott Nagy

Date	Opponent	W/L	Score
11-10	at Loyola	L	80-84
11-14	at Miami (OT)	L	67-73
11-18	Murray State	L	61-80
11-20	Tiffin ^	W	73-49
11-24	Gardner-Webb ^	W	67-47
11-25	Jacksonville ^	W	68-44
11-26	Fairfield ^	W	57-56
12-2	at Western Kentucky	L	60-78
12-5	Ohio Valley	W	98-68
12-9	Kent State	W	63-54
12-16	at Toledo	W	77-69
12-19	at Missouri State	L	50-66
12-22	at Georgia Tech	W	85-81
12-28	UIC *	W	65-61
12-30	IUPUI *	W	60-52
1-5	at Detroit Mercy *	W	80-73
1-7	at Oakland * (OT)	W	86-81
1-11	at Northern Kentucky *	W	84-81
1-15	Youngstown State *	W	77-67
1-18	at Green Bay *	W	80-67
1-20	at Milwaukee *	L	61-66

1-26	Detroit Mercy *	W	87-55
1-28	Oakland *	W	64-51
2-1	at Cleveland State *	L	74-77
2-3	at Youngstown State *	W	83-57
2-8	Green Bay *	W	68-64
2-10	Milwaukee *	L	73-74
2-16	Northern Kentucky *	W	69-67
2-19	Cleveland State *	W	72-63
2-23	at IUPUI *	L	56-66
2-25	at UIC *	W	88-81
3-3	vs. Green Bay #	W	87-72
3-5	vs. Milwaukee #	W	59-53
3-6	vs. Cleveland State #	W	74-57
3-15	vs. Tennessee !	L	47-73

- ^ Wright State Tournament
- \* Horizon League Game
- # Horizon League Tournament (Detroit, MI)
- ! NCAA Tournament (Dallas, TX)

## 2018-19

Won 21 Lost 14

Home 15-2, Away 5-8, Neutral 1-4

13-5 Horizon League

Coach: Scott Nagy

Date	Opponent	W/L	Score
11-7	Western Carolina	W	96-73
11-10	at Murray State	L	54-73
11-14	Toledo	W	84-74
11-17	North Florida ^	W	89-72
11-20	Penn State ^	L	59-77
11-21	SMU ^	L	76-77
11-27	Cedarville	W	58-39
12-1	at Indiana State	L	63-69
12-5	Miami	L	62-65
12-8	at Kent State	L	76-83
12-13	Northwestern Ohio	W	91-52
12-18	Morehead State	W	78-67
12-22	at #17 Mississippi State	L	63-67
12-28	UIC * (OT)	L	72-75
12-30	IUPUI *	W	72-64
1-3	at Detroit Mercy *	L	58-79
1-5	at Oakland *	W	89-73
1-11	at Northern Kentucky *	L	64-68
1-17	at Youngstown State *	W	80-74
1-19	at Cleveland State *	W	89-66
1-24	Milwaukee *	W	56-54
1-26	Green Bay *	W	87-75
2-1	at UIC *	L	53-67
2-3	at IUPUI *	W	79-74
2-7	Oakland *	W	76-62
2-9	Detroit Mercy *	W	83-60
2-15	Northern Kentucky *	W	81-77
2-21	Cleveland State *	W	87-61
2-23	Youngstown State *	W	82-54
2-28	at Green Bay *	L	67-70
3-2	at Milwaukee *	W	65-62
3-5	vs. IUPUI #	W	71-56
3-11	vs. Green Bay #	W	66-54
3-12	vs Northern Kentucky #	L	66-77
3-15	at Clemson \$	L	69-75

- ^ Cancun, Mexico Horizon League Game
- # Horizon League Tournament (Detroit, MI)
- \$ National Invitational Tournamnet (Clemson, SC)

## 2019-20

Won 25 Lost 7

Home 14-2, Away 9-3, Neutral 2-2

15-3 Horizon League

Coach: Scott Nagy

Date	Opponent	W/L	Score
11-5	vs Central State	W	96-77
11-9	at Miami	W	88-81

11-12	at Tennessee Tech (OT)	W	85-80
11-16	vs Kent State	L	71-72
11-20	vs Urbana ^	W	88-51
11-25	vs Weber State ^	W	72-57
11-26	vs La Salle ^	L	70-72
11-27	vs Miami ^	W	71-66
12-3	vs Western Kentucky	W	76-74
12-7	vs Indiana State (OT)	L	77-84
12-12	vs Southern	W	85-62
12-17	vs Mississippi Valley State	W	92-50
12-21	at Toledo	W	79-72
12-28	vs Green Bay *	W	90-84
12-30	vs Milwaukee *	W	82-70
1-3	at Oakland *	W	96-69
1-5	at Detroit Mercy *	W	70-69
1-10	at IUPUI *	W	84-70
1-12	at UIC *	L	72-76
1-16	vs Cleveland State *	W	75-62
1-18	vs Youngstown State *	W	79-72
1-24	vs Northern Kentucky *	W	95-63
1-31	at Milwaukee *	W	65-61
2-2	at Green Bay *	L	89-92
2-6	vs Detroit Mercy *	W	98-86
2-8	vs Oakland *	W	83-71
2-14	vs UIC *	W	75-58
2-16	vs IUPUI *	W	106-66
2-20	at Youngstown State *	L	70-88
2-22	at Cleveland State* (OT)	W	81-74
2-28	at Northern Kentucky *	W	64-62
3-5	vs. UIC #	L	56-73

- ^ Gulf Coast Showcase (Estero, FL)
- \* Horizon League Game
- # Horizon League Tournament

## 2020-21

Won 18 Lost 6

Home 9-4, Away 9-2, Neutral 0-0

16-4 Horizon League

Coach: Scott Nagy

Date	Opponent	W/L	Score
11-25	vs. Ohio ^	canc.	
11-26	at Illinois ^	canc.	
11-27	vs. North Carolina A&T	canc.	
12-3	Marshall	L	80-64
12-5	Miami	W	71-47
12-13	at Bowling Green	W	85-67
12-19	at Detroit Mercy *	W	93-70
12-20	at Detroit Mercy *	W	85-72
12-26	Green Bay *	W	67-53
12-27	Green Bay *	W	90-77
1-1	at Oakland *	W	90-51
1-2	at Oakland *	L	81-71
1-8	Youngstown State *	L	74-72
1-9	Youngstown State *	W	93-55
1-15	Cleveland State *	L	66-64
1-16	Cleveland State *	W	85-49
1-22	at IUPUI *	W	95-65
1-23	at IUPUI *	W	100-72
1-29	Robert Morris *	W	79-70
1-30	Robert Morris *	W	86-56
2-5	at UIC *	W	72-47
2-6	at UIC *	W	77-57
2-12	Milwaukee *	W	92-81
2-13	Milwaukee *	W	92-82
2-19	at Northern Kentucky *	L	81-75
2-20	at Northern Kentucky *	W	77-71
3-2	vs. Milwaukee # (OT)	L	94-92

- ^ Illinois MTE
- \* Horizon League Game
- # Horizon League Tournament Quarterfinals (WSU)

# ALL-TIME RESULTS

## 2021-22

**Won 22 Lost 14**

**Home 12-3, Away 7-7, Neutral 3-4**

**15-7 Horizon League**

**Coach: Scott Nagy**

Date	Opponent	W/L	Score
11-9	Lake Erie	W	86-53
11-12	at Marshall	L	96-88
11-16	at Purdue	L	96-52
11-22	vs. George Washington ^	L	74-63
11-23	vs. James Madison ^	L	78-76
11-24	vs. Long Beach State ^	L	85-76
12-2	at Purdue Fort Wayne *	W	86-73
12-4	at Cleveland State *	L	85-75
12-15	Akron	L	66-48
12-18	Tennessee Tech	W	72-63
12-21	at North Carolina State	W	84-70
12-30	Milwaukee *	W	80-75
1-1	Green Bay *	W	72-69
1-6	UIC *	W	90-72
1-8	IUPUI *	W	72-58
1-13	at Robert Morris *	W	75-73
1-15	at Youngstown State *	L	90-87
1-20	at IUPUI *	W	73-45
1-22	at UIC *	W	97-81
1-25	at Northern Kentucky *	L	73-63
1-28	Cleveland State *	L	71-67
1-30	Purdue Fort Wayne *	W	75-63
2-4	Detroit Mercy *	W	90-59
2-5	Oakland *	W	75-64
2-9	at Green Bay *	W	79-62
2-11	at Milwaukee *	L	60-57
2-13	Northern Kentucky *	L	75-71
2-18	at Oakland *	W	78-74
2-20	at Detroit Mercy *	L	80-75
2-24	Youngstown State *	W	84-71
2-26	Robert Morris *	W	71-61
3-3	vs. Oakland #	W	75-63
3-7	vs. Cleveland State %	W	82-67
3-8	vs. Northern Kentucky %	W	72-71
3-16	vs. Bryant @	W	93-82
3-18	vs. Arizona !	L	87-70
^	Naples Invitational		
*	Horizon League Game		
#	Horizon League Tournament		
	Quarterfinals (WSU)		
%	Horizon League Tournament		
	Semifinals/Championship (Indianapolis, IN)		
@	NCAA Tournament		
	First Four (UD Arena, Dayton, OH)		
!	NCAA Tournament		
	First Round (San Diego, CA)		

## 2022-23

**Won 18 Lost 15**

**Home 9-6, Away 7-8, Neutral 2-1**

**10-10 Horizon League**

**Coach: Scott Nagy**

Date	Opponent	W/L	Score
11-9	Davidson (2OT)	L	102-97
11-12	at Louisville	W	73-72
11-15	Bowling Green	W	80-71
11-17	Defiance	W	99-56
11-21	vs. Abilene Christian ^	W	77-61
11-22	vs. UC Riverside ^	L	70-65
11-23	vs. Weber State ^	W	87-65
12-1	Robert Morris *	L	80-59
12-4	Youngstown State *	L	88-77
12-10	at Western Kentucky	L	64-60
12-14	at Akron	L	66-54
12-17	vs. Northwestern Ohio	W	111-59
12-22	at Miami (OH)	W	88-80
12-29	at Northern Kentucky *	L	78-64
1-2	at IUPUI *	W	82-68
1-6	Detroit Mercy *	W	90-85
1-8	Oakland *	L	75-73
1-12	at Green Bay *	W	99-67
1-14	at Milwaukee * (OT)	W	78-74

1-19	Purdue Fort Wayne *	L	88-80
1-21	Cleveland State *	L	85-77
1-26	Milwaukee *	W	93-86
1-28	Green Bay *	W	77-46
2-2	at Youngstown State * (3OT)	L	91-89
2-4	at Robert Morris *	W	82-67
2-8	IUPUI *	W	103-71
2-10	Northern Kentucky *	W	83-65
2-17	at Cleveland State *	L	85-68
2-19	at Purdue Fort Wayne *	L	77-75
2-23	at Oakland *	L	75-68
2-25	at Detroit Mercy *	W	82-71
2-28	vs. Green Bay #	W	77-57
3-2	at Milwaukee #	L	87-70
^	Vegas 4		
*	Horizon League Game		
#	Horizon League Tournament		

## 2023-24

**Won 18 Lost 14**

**Home 9-7, Away 7-6, Neutral 2-1**

**13-7 Horizon League**

**Coach: Scott Nagy**

Date	Opponent	W/L	Score
11-10	at Colorado State	L	105-77
11-14	Toledo	L	78-77
11-16	at Indiana	L	89-80
11-20	vs. Louisiana ^	W	91-85
11-21	vs. Hofstra ^	L	85-76
11-22	vs. Illinois State ^	W	74-49
11-29	IUPUI *	W	103-74
12-2	at Davidson	L	82-73
12-7	Bethel	W	81-62
12-12	Western Kentucky	L	91-84
12-19	Miami (OH)	W	92-82
12-22	Muskingum	W	101-54
12-29	at Green Bay *	L	88-77
12-31	at Milwaukee *	L	91-83
1-4	Cleveland State *	W	82-70
1-6	at Purdue Fort Wayne *	W	106-98
1-10	at Robert Morris *	W	101-76
1-12	at Youngstown State *	L	81-71
1-18	Green Bay *	L	88-81
1-20	Milwaukee *	W	95-81
1-25	at Cleveland State * (OT)	W	107-99
1-28	at IUPUI *	W	83-76
2-1	Youngstown State *	L	88-77
2-4	at Northern Kentucky *	W	85-78
2-8	Detroit Mercy *	W	92-85
2-10	Oakland *	L	74-60
2-17	Robert Morris *	W	101-71
2-22	at Detroit Mercy *	W	93-78
2-25	at Oakland *	W	96-75
2-28	Purdue Fort Wayne * (OT)	L	79-77
3-2	Northern Kentucky *	W	94-88
3-7	Northern Kentucky #	L	99-97

^	Gulf Coast Showcase		
*	Horizon League Game		
#	Horizon League Tournament		

## 2024-25

**Won 15 Lost 18**

**Home 11-4, Away 3-12, Neutral 1-2**

**8-12 Horizon League**

**Coach: Clint Sargent**

Date	Opponent	W/L	Score
11-4	at No. 23 Kentucky	L	103-62
11-6	Ohio Christian	W	89-60
11-9	at Miami (OH)	W	81-68
11-13	at Toledo	L	86-77
11-16	Central State	W	92-56
11-21	vs. Princeton ^	W	80-62
11-22	vs. Bradley ^	L	77-74
11-24	vs. USF ^	L	74-73
11-30	Air Force @	W	70-57
12-5	at Oakland *	L	66-64
12-7	at Detroit Mercy *	W	80-72

12-11	Marshall	W	88-79
12-18	Youngstown State *	L	80-70
12-21	at Eastern Michigan	L	86-82
12-29	at Cleveland State *	L	78-64
1-2	Green Bay *	W	74-51
1-9	Oakland *	W	66-62
1-12	at Robert Morris *	L	75-72
1-15	Purdue Fort Wayne * (2OT)	L	120-113
1-18	at Northern Kentucky *	W	78-70
1-22	Milwaukee *	L	95-79
1-25	Detroit Mercy *	W	67-50
1-30	at Youngstown State *	L	88-86
2-2	Robert Morris *	W	66-64
2-5	at Purdue Fort Wayne *	L	87-64
2-8	IU Indy *	W	91-73
2-14	at Milwaukee * (OT)	L	88-80
2-16	at Green Bay *	L	79-68
2-21	Northern Kentucky *	L	80-76
2-27	Cleveland State *	W	82-76
3-1	at IU Indy *	L	91-84
3-4	vs. IU Indy #	W	98-85
3-6	at Robert Morris #	L	83-62

^	Myrtle Beach Invitational		
@	Stars, Stripes, Flight Classic		
*	Horizon League Game		
#	Horizon League Tournament		


# SERIES RECORDS

OPPONENT	OVERALL				
Abilene Christian	1-0	Edinboro	2-1	Middle Tennessee	1-1
Adrian	1-0	Elmhurst	2-0	Milwaukee	39-36
Air Force	2-1	Evansville	0-3	Mississippi State	0-2
Akron	9-14	Fairfield	1-0	Mississippi Valley State	3-0
Alabama A&M	1-0	Fairleigh Dickinson	0-2	UMKC	4-0
Alabama State	1-0	Findlay	0-2	Missouri-St. Louis	4-1
Albion	1-0	Florida	0-1	Missouri State	0-1
Alcorn State	1-0	Florida International	0-1	Morehead State	6-7
Alderson Broaddus	1-0	Florida Southern	0-1	Morgan State	1-0
American of Puerto Rico	0-1	Franklin	8-0	Mount St. Joseph	3-0
Aquinas	0-1	Gannon	2-0	Mount St. Mary's	0-1
Arizona	0-2	Gardner-Webb	1-0	Murray State	4-1
Arkansas-Little Rock	2-0	George Mason	0-3	Muskingum	
Armstrong State	4-0	George Washington	0-1	New York Tech	1-0
Ashland	9-1	Georgetown	0-1	Norfolk State	1-0
Ball State	1-5	Georgia Southern	1-0	Notre Dame College (OH)	1-0
Bellarmino	12-7	Georgia State	0-2	North Carolina A&T	1-1
Belmont	5-1	Georgia Tech	1-0	North Carolina State	1-0
Berea	2-2	Grace	1-0	North Dakota	1-1
Bethel	1-0	Grand Valley State	1-1	North Florida	2-1
Bethune-Cookman	1-1	Green Bay	40-36	Northeastern	2-2
Bloomsburg State	1-0	Greenville (IL)	1-0	Northeastern Illinois	9-1
Bluffton	1-0	Harris Teacher	1-0	Northern Illinois	8-12
Bowling Green	9-8	Heidelberg	3-1	Northern Iowa	0-2
Bradley	0-3	High Point	2-0	Northern Kentucky	32-18
Brooklyn	4-0	Hofstra	2-1	Northern Michigan	1-1
Brown	2-0	Houston Baptist	1-0	Northwestern Ohio	2-0
Bryant	1-0	Howard	3-0	Northwood	1-2
Buffalo	1-0	Idaho	2-0	Oakland	21-12
Butler	16-27	Idaho State	1-0	Oakland City	1-0
California Riverside	0-1	Illinois Chicago (IUC)	36-30	Ohio	2-9
Cal State Bakersfield	2-0	Illinois State	1-2	Ohio Christian	1-0
Cal State Fullerton	2-1	Illinois Tech	2-0	Ohio Dominican	3-0
Cal State Northridge	0-1	Indiana	0-3	Ohio Northern	3-1
Campbellsville	2-0	IU Indy (IUPUI)	25-4	Ohio State	0-4
Capital	1-0	Indiana Southeast	2-1	Ohio Valley	1-0
Cedarville	5-2	Indiana State	0-2	Old Dominion	1-1
Central Connecticut State	2-0	Indiana Tech	1-0	Oral Roberts	1-0
Central Michigan	6-7	Indianapolis	16-2	Otterbein	5-3
Central State	17-7	Jackson State	1-0	Pace	1-1
Chapman	1-0	Jacksonville	1-0	Pacific	0-1
Charleston (WV)	2-2	James Madison	0-1	Penn State	0-2
Charleston Southern	2-0	John Carroll	1-0	Pittsburgh	0-3
Charlotte	0-2	Kent State	3-4	Point Park	0-1
Chattanooga	1-0	Kentucky	0-5	Portland State	1-0
Cheyney State	0-3	Kentucky State	5-2	Prairie View A & M	10-0
Chicago State	9-2	Kentucky Wesleyan	9-7	Presbyterian	1-0
Cincinnati	0-9	Kenyon	5-2	Princeton	1-0
Clearwater Christian	1-0	La Salle	0-3	Principia	0-1
Clemson	0-1	Lake Erie	1-0	Purdue	0-1
Cleveland State	46-40	Lake Superior State	1-0	Purdue Fort Wayne	12-8
Coastal Carolina	1-2	Lewis	2-2	Queens	2-0
Colorado State	0-1	Liberty	2-0	Quincy	1-0
Cumberland	4-4	Long Beach State	0-1	Rice	0-2
Davidson	0-2	Louisiana	1-0	Richmond	1-1
Davis and Elkins	1-0	Louisiana-Monroe	1-1	Rio Grande	4-1
Dayton	3-5	LSU	0-1	Roanoke	1-0
Defiance	1-1	Louisville	1-3	Robert Morris	10-3
Delaware State	1-0	Loyola (IL)	24-17	Rollins	0-2
Denison	1-0	Malone	2-0	Roosevelt	1-0
Denver	1-1	Manchester	2-0	Rose-Hulman	4-1
DePaul	0-1	Manhattan	1-2	Sacred Heart	1-0
Detroit Mercy	43-28	Marian	5-2	St. Bonaventure	2-2
District of Columbia	3-2	Marietta	2-0	St. Francis (IL)	2-0
Drake	0-1	Marion	2-0	St. Francis (NY)	3-0
Earlham	1-1	Marist	1-1	St. Francis (PA)	2-0
East Carolina	1-0	Marshall	2-3	St. John's	0-1
East Tennessee State	0-1	Marycrest	2-0	St. Joseph's (IN)	8-4
Eastern Illinois	9-10	Maryland-Baltimore County	2-1	St. Joseph's (PA)	0-1
Eastern Kentucky	5-2	Maryland-Eastern Shore	2-1	St. Leo	1-0
Eastern Michigan	0-1	Miami (OH)	19-21	St. Mary's	1-1
Eastern Montana	1-0	Michigan-Dearborn	4-0	St. Michael's	1-0
		Michigan State	1-2	Samford	1-0

## SERIES RECORDS

Sam Houston State	1-1
Santa Clara	1-2
Siena Heights	2-0
Slippery Rock	0-3
South Alabama	2-2
South Dakota	1-0
South Florida	2-2
Southern	2-0
Southern Illinois	1-3
SIU Edwardsville	6-1
Southern Indiana	5-1
Southern Methodist	0-1
Southern Utah	4-1
Spring Arbor	6-0
Spring Hill	1-0
Stephen F. Austin	1-0
Stetson	0-3
Taylor	0-2
Tennessee	0-1
Tennessee State	4-0
Tennessee Tech	2-0
Texas-Pan American	4-2
Texas Southern	1-1
Thomas More	11-3
Tiffin	4-0
Toledo	8-8
Transylvania	3-2
Tulsa	2-0
Tusculum	1-0
Urbana	6-0
USC Upstate	1-0
U.S. International	4-0
Utah	0-1
Valparaiso	15-15
Vermont	1-0
VCU	0-2
VMI	1-1
Virginia Tech	0-2
Wake Forest	0-1
Walsh	2-0
Washington	0-1
Wayne State	3-0
Weber State	2-0
West Virginia State	1-0
West Virginia Wesleyan	1-0
Western Carolina	3-0
Western Illinois	7-2
Western Kentucky	1-3
Western Michigan	1-1
Wilberforce	10-2
Wilmington	9-2
Wisconsin	0-2
Wisconsin-Oshkosh	1-0
Wisconsin-Parkside	0-1
Wittenberg	0-1
Wooster	1-0
Xavier	2-4
Youngstown State	50-21

**TOTALS** 965-659




John Ross



Marcus Jackson



Ralph Underhill



Jim Brown



Ed Schilling



Paul Biancardi



Brad Brownell



Billy Donlon



Scott Nagy



Clint Sargent

## YEAR-BY-YEAR

Year	Overall	League	Coach	Year	Overall	League	Coach
1970-71	7-17		John Ross	2003-04	14-14	10-6	Paul Biancardi
1971-72	9-14		John Ross	2004-05	15-15	8-8	Paul Biancardi
1972-73	17-5		John Ross	2005-06	13-15	8-8	Paul Biancardi
1973-74	17-8		John Ross	<b>Three Years</b>	<b>42-44</b>	<b>26-22</b>	
1974-75	15-10		John Ross	2006-07	23-10	13-3	Brad Brownell
<b>Five Years</b>	<b>65-54</b>			2007-08	21-10	12-6	Brad Brownell
1975-76	20-8		Marcus Jackson	2008-09	20-13	12-6	Brad Brownell
1976-77	11-16		Marcus Jackson	2009-10	20-12	12-6	Brad Brownell
1977-78	14-13		Marcus Jackson	<b>Four Years</b>	<b>84-45</b>	<b>49-21</b>	
<b>Three Years</b>	<b>45-37</b>			2010-11	19-14	10-8	Billy Donlon
1978-79	20-8		Ralph Underhill	2011-12	13-19	7-11	Billy Donlon
1979-80	25-3		Ralph Underhill	2012-13	23-13	10-6	Billy Donlon
1980-81	25-4		Ralph Underhill	2013-14	21-15	10-6	Billy Donlon
1981-82	22-7		Ralph Underhill	2014-15	11-20	3-13	Billy Donlon
1982-83	28-4		Ralph Underhill	2015-16	22-13	13-5	Billy Donlon
1983-84	19-9		Ralph Underhill	<b>Six Years</b>	<b>109-94</b>	<b>53-49</b>	
1984-85	22-7		Ralph Underhill	2016-17	20-12	11-7	Scott Nagy
1985-86	28-3		Ralph Underhill	2017-18	25-10	14-4	Scott Nagy
1986-87	20-8		Ralph Underhill	2018-19	21-14	13-5	Scott Nagy
1987-88	16-11		Ralph Underhill	2019-20	25-7	15-3	Scott Nagy
1988-89	17-11		Ralph Underhill	2020-21	18-6	16-4	Scott Nagy
1989-90	21-7		Ralph Underhill	2021-22	22-14	15-7	Scott Nagy
1990-91	19-9		Ralph Underhill	2022-23	18-15	10-10	Scott Nagy
1991-92	15-13	9-7	Ralph Underhill	2023-24	18-14	13-7	Scott Nagy
1992-93	20-10	10-6	Ralph Underhill	<b>Eight Years</b>	<b>167-92</b>	<b>107-47</b>	
1993-94	12-18	9-9	Ralph Underhill	2024-25	15-18	8-12	Clint Sargent
1994-95	13-17	6-8	Ralph Underhill	<b>One Year</b>	<b>15-18</b>	<b>8-12</b>	
1995-96	14-13	8-8	Ralph Underhill	<b>Totals</b>	<b>965-659</b>	<b>324-254</b>	<b>55 years</b>
<b>18 Years</b>	<b>356-162</b>	<b>42-38</b>			<b>.594</b>	<b>.561</b>	
1996-97	7-20	5-11	Jim Brown				
<b>One Year</b>	<b>7-20</b>	<b>5-11</b>					
1997-98	10-18	3-11	Ed Schilling				
1998-99	9-18	4-10	Ed Schilling				
1999-00	11-17	6-8	Ed Schilling				
2000-01	18-11	8-6	Ed Schilling				
2001-02	17-11	9-7	Ed Schilling				
2002-03	10-18	4-12	Ed Schilling				
<b>Six Years</b>	<b>75-93</b>	<b>34-54</b>					

### MISCELLANEOUS RECORDS

Site	Overall			Division II			Division I			League		
	W	L	Pct.	W	L	Pct.	W	L	Pct.	W	L	Pct.
at Home (Overall)	645	198	.765	223	41	.845	421	157	.728	201	94	.681
at Nutter Center	382	150	.718	0	0	.000	382	150	.718	201	94	.681
Away	268	413	.394	81	98	.453	184	303	.378	125	169	.425
Neutral	52	49	.515	15	5	.750	36	42	.462	0	0	.000

Month	Overall			Division II			Division I			League		
	W	L	Pct.	W	L	Pct.	W	L	Pct.	W	L	Pct.
November	94	78	.547	18	6	.750	76	72	.513	1	0	1.000
December	241	165	.594	85	35	.708	161	130	.553	27	14	.659
January	297	178	.625	105	48	.686	191	131	.593	153	120	.560
February	253	177	.588	93	46	.669	160	131	.550	131	108	.548
March	64	44	.593	18	9	.667	46	35	.568	8	4	.667

Length	Overall			Division II			Division I			League		
	W	L	Pct.	W	L	Pct.	W	L	Pct.	W	L	Pct.
Regulation	936	622	.601	304	131	.699	632	492	.562	315	243	.565
Overtime	29	36	.446	15	13	.536	14	23	.378	10	14	.417

## 1983 DIVISION II NATIONAL CHAMPIONS


On March 26, 1983, Wright State University, sponsors of men's basketball for just 14 years, won the NCAA Division II national title in Springfield, Massachusetts. Mike Grote was named the tournament MVP.



*Raider fans celebrate the National Title*



*The 1983 National Championship trophies*




*The 1983 Championship team holding their trophy*



*The Raiders celebrate the 1983 National Title*

## 1993 MID-CONTINENT CONFERENCE CHAMPIONS

March 9, 1993 marked a significant day in Wright State athletics history. It was the day when the men's basketball team reached the NCAA Division I Tournament for the first time. It was just their sixth season in Division I and second year in a conference. The Raiders played Indiana in the first round of the NCAA Tournament in Indianapolis, Indiana on March 19, 1993. Bill Edwards was named the Conference's Player of the Year.




*Bill Edwards drives to the lane in the Mid-Continent championship game*



*The 1993 Mid-Continent Champions presented with plaques*



*Bill Edwards and Jeff Unverferth celebrate after the 94-88 win*




*1993 Mid-Continent Conference Champions*

## 2007 HORIZON LEAGUE CHAMPIONS

14 years passed since the last time the Raiders appeared in the NCAA Tournament but March 6, 2007, marked a momentous day as WSU defeated nationally-ranked Butler for the Horizon League crown. WSU squared off against Pittsburgh in the first round of the NCAA Tournament in Buffalo, New York, on March 15, 2007. DaShaun Wood was named the League's Player of the Year.



League Player of the Year DaShaun Wood cutting down the net



Jordan Pleiman cuts a piece of the net



The 2007 team celebrates their Horizon League championship



The 2007 team poses with their trophy and championship banner after a 60-55 win



The 2007 Wright State Men's Basketball Team

## 2018 HORIZON LEAGUE CHAMPIONS

It took 11 years for the Raiders to return to the NCAA Tournament. Grant Benzinger led the way while being named the Horizon League Tournament MVP and to be the first team while Loudon Love was selected as the Freshman of the Year.



League Coach of the Year Scott Nagy celebrates after winning the Horizon League title.




HL Tournament MVP Grant Benzinger cuts a piece of the net



The 2018 team celebrates their Horizon League championship



HL Freshman of the Year Loudon Love was also named to the HL All-Tournament Team




The 2018 Wright State Men's Basketball Team

## 2019-20 HORIZON LEAGUE REGULAR SEASON CHAMPIONS

Wright State claimed its first outright Horizon League regular season title in program history during the 2019-20 campaign with a 15-3 mark in Horizon League play. The 15 League wins were a program-best at the time, while the Raiders' 25 wins in 2019-20 set the new program standard for most wins in a regular season in the Division I Era.



Loudon Love was named the Horizon League Player of the Year and a member of the HL First Team following the 2019-20 season.



Head Coach Scott Nagy won his 500th career game in Feb. 2020 vs. Cleveland State and won his third straight HL Coach of the Year honor.

## 2020-21 HORIZON LEAGUE REGULAR SEASON CHAMPIONS

Wright State shared the Horizon League regular season title in program history during the 2020-21 campaign with a 16-4 mark in Horizon League play. The 16 League wins were a new program-best despite the shortened and altered season due to the COVID pandemic.



Loudon Love was named the Horizon League Player of the Year and a member of the HL First Team following the 2019-20 season.



Head Coach Scott Nagy won his 500th career game in Feb. 2020 vs. Cleveland State and won his third straight HL Coach of the Year honor.

## 2022 HORIZON LEAGUE CHAMPIONS

The 2021-22 season saw the Raider men make their second NCAA Tournament appearance in five seasons with a comeback 72-71 victory over NKU in the Horizon League Championship. The Raiders went on to notch their first NCAA victory in program history with a 93-82 win over Bryant in the First Four on March 16 before meeting Arizona in the first round.



The 2022 team celebrates their Horizon League championship



Scott Nagy celebrates after winning the Horizon League title.



Trey Calvin made it official when he advanced the Raiders on the bracket following the NCAA First Four win over Bryant, Wright State's first NCAA victory in program history.




Tim Finke reacts after a basket in the NCAA First Four win over Bryant.



NCAA First Four contest action inside UD Arena



## RETIRED NUMBER: 42 BILL EDWARDS




**Bill Edwards**

Only one number in the proud history of Wright State University men's basketball has ever been retired. That number is 42. It was worn by the programs' all-time scorer from 1989-93, as he led the Raiders to the NCAA Tournament at the RCA Dome. During his playing days he set many records, including most points in a career (2,303), in a game (45) and rebounds in a career (907). Only four other numbers have been

retired by the Wright State athletics department: baseball players Brian Anderson and Joe Smith, men's soccer player Hylton Dayes and former baseball coach Ron Nischwitz.



*Bill Edwards as a Cavalier*




*Bill Edwards as a 76er*



*Bill Edwards becomes the school's all-time leading scorer*




## DaSHAUN WOOD



DaShaun Wood

When DaShaun Wood ended his collegiate career, many compared his numbers and impact to Bill Edwards. Well, his numbers may not be as high but his impact for the program trying to find an identity is very comparable. He finished second to Edwards with 1,849 points and is the only WSU player to have garnered at least 1,800 points, 500 rebounds, 450 assists, and 200 steals. His name will be forever inscribed in the Raider record


book. DaShaun signed a multi-year million dollar contract to play in Italy in 2008 and currently plays in Germany.



Wood dribbles the ball down the court




Wood drives through traffic against Butler



Wood lays the ball in

## VITALY POTAPENKO



**Vitaly Potapenko**

Vitaly came to Wright State from the Ukraine before the 1994-95 season and quickly became a fan favorite as he reached the school's 1,000 point club in less than 50 games. During his two-year stay at WSU, he was named to the first-team all league both years. He was chosen 12th overall in the 1996 NBA Draft by the Cleveland Cavaliers.

After spending his first few years in Cleveland, he was traded to the Boston


Celtics and was a main component in their playoff runs under Rick Pitino. Potapenko played for the Seattle SuperSonics, and the Sacramento Kings to end his NBA 10-year career. Vitaly spent the 2010-11 season as an assistant coach with the Indiana Pacers and is now an assistant with the Cleveland Cavaliers.



*Vitaly Potapenko as a Celtic*



*Vitaly Potapenko as a Cavalier*




*Vitaly Potapenko as a King*



*Vitaly Potapenko as a Sonic*



*The fans were treated to a Potapenko dunk often*



*Vitaly Potapenko with NBA Commissioner David Stern*

## RAIDERS IN THE PROS

More often than ever, former Raiders are showing up in all levels of professional basketball.

The best known has been Vitaly Potapenko. The 6-10



*Todd Brown played in Austria.*

forward was picked 12th overall in 1996 NBA Draft by the Cleveland Cavaliers. The Lottery Pick also played for the Boston Celtics, Seattle Sonics and Sacramento Kings before spending the 2010-11 season as an assistant coach for the Cleveland Cavaliers.

With a stike looming for the 2011-12 season, the "Ukraine Train" is an assistant coach in the

Developmental League of the NBA.

In Europe, Bill Edwards was called the best American player in Italy. He represented the United States as a member of the 1998 World Games in Greece, bringing home the Bronze medal. Edwards spent time with the Cleveland Cavaliers and the Philadelphia 76ers.

Two other Raiders were drafted by the NBA in the early 1980's: Gary Monroe (Portland Trailblazers) in 1983 and Rodney Benson (Indiana Pacers) in 1981.

DaShaun Wood was one of the best players to don a WSU uniform and now plays a pivotal role in the success of his team in Germany. Wood played in the same league as former Raider Vaughn Duggins and now both play in France. From the 2010-11 team, N'Gai Evans (FF Feni in Macedonia) and Cooper Land (Asker Aliens in Norway) also signed pro contracts in Europe and Australia.



*DaShaun Wood plays in Germany.*

Other former Raiders that have signed and played professional basketball include Jesse Deister (Germany), Mike Nahar (Holland), Vernard Hollins (France), Todd Brown (Austria), Cory Cooperwood (Finland), Israel Sheinfeld (Greece), Scottie Wilson (Latvia), Zach Williams (France), Thad Burton (France), Delme Herriman (England), Inus Norville (Cyprus), Cain Doliboa (France), Bruno Petersons (Latvia), Seth Doliboa (Developmental League), Matt Vest (Germany), Cole Darling (Sweden), AJ Pacher (Italy), Michael Karna (Spain),



*Cooper Land played for the Asker Aliens in Norway.*



*Vaughn Duggins plays in France.*



*Delme Herriman played in England.*