


Fighting Scots



2011 Media Guide

THE COLLEGE OF
WOOSTER

FIGHTING SCOTS FOOTBALL

Table of Contents

2	The College of Wooster
3	Media Information
3	Wooster On the Web
4	Quick Facts
4	Season Outlook
7	Coaching Staff
10	Roster Information
12	Returning Letterwinners
22	Opponent Information
32	The North Coast Athletic Conference
32	NCAC Football Champions
33	2010 Season Recap
34	2010 Season Results and Statistics
36	2010 Game Recaps
40	All-Time Individual Records
42	Wooster's Miscellaneous Records
43	Tony Sutton in the NCAA Record Book
45	Last Time a Scot ...
46	Season-By-Season Leaders
48	All-Time Team Records
50	Team Statistical Comparison
52	All-Time Honors
56	History of Fighting Scot Football
58	Season-By-Season Results
58	All-Time Coaches' Records
59	All-Time Series Records
60	Game-By-Game Results
65	All-Time Letterwinners
BC	2011 Schedule

On the Cover

Running back Robert Flagg (left), tight end Cameron Daniels (upper right), and defensive tackle Dan Terhune (lower right) are three key contributors from the 13-member senior class. They look to lead the Fighting Scots to their first conference championship and postseason bid since 2004. Flagg is poised to become the first in school history to reach both 2,000 rushing yards and 1,000 receiving yards for his career, while Daniels enters the year with 70 receptions, 689 yards, and 10 touchdowns. Terhune was an All-American last fall after making 11.0 sacks as part of his 47 tackles.

Credits

The College of Wooster football media guide was written and edited by Hugh Howard, while the cover was produced by Cally King. Photography by Matt Dilyard, in addition to college archives, and various other contributions provided by Peter James, Nick Stroud, and Sarah Stanley. Also, a special "thank you" to Wooster Printing & Litho, Inc., for its annual service, and to all former sports information directors at Wooster.

The College of Wooster



The College of Wooster is a liberal arts college nationally recognized for its emphasis on mentored independent research. Founded in 1866, Wooster enrolls approximately 2,000 students from 46 states and 30 countries, and offers more than 40 majors in the sciences, humanities, business, and the arts. A student-faculty ratio of 11:1 ensures close engagement and personal attention through all four years.

That engagement culminates in senior year, when each Wooster student creates an original research project, written work, performance, or exhibit of artwork, supported one-on-one by a faculty mentor. That program, called Independent Study (or I.S.), has been judged one of the best senior capstone programs in the nation by college presidents and deans, according to *U.S. News & World Report*. I.S. fosters creativity, resourcefulness, critical thinking, and communication skills. And it does so for every Wooster student, not just those in an honors program.

The skills I.S. helps develop translate into post-graduation success. Wooster's notable alumni include Nobel laureate physicist Arthur Compton, Pulitzer Prize-winning journalist Susan Stranahan, and Donald Kohn, vice chairman of the Federal Reserve.

Wooster's 120 student organizations reflect the wide range of interests, ideas, hobbies, and passions on campus. From the improv comedy group, Don't Throw Shoes, to a student-run investment club that manages a million-dollar portfolio for the College's endowment, there is something on campus for every taste.

Close to a third of all Wooster students participate in intercollegiate athletics. Wooster is affiliated with the NCAA Division III and is a charter member of the North Coast Athletic Conference, which was founded in 1983. The NCAC is made up of 10 schools and is committed to broad-based participation, equity in women's and men's athletics, and a championship structure for each of its 23 sports. The Fighting Scots have won the NCAC all-sports trophy five times and produced All-Americans in 11 different sports over the last seven years as well as 14 Academic All-Americans® during that same span.

A similar percentage of students make music in one of three choirs, symphonic and marching bands, four a cappella groups, a jazz ensemble, and other groups.

Strong ties, symbolized by a shared name, bring the College and community together on a daily basis through business, cultural, and educational programs. Wooster hosts scores of lectures, concerts, and theatrical and dance performances, which are open to the community. Over 600 students volunteer as part of the Wooster Volunteer Network, an umbrella organization that coordinates more than 25 student-organized programs assisting organizations from Greenpeace and Habitat for Humanity to the Wayne County Humane Society.

Loren Pope, former *New York Times* education editor and author of *Colleges That Change Lives*, calls Wooster "my original best-kept secret in higher education...As I have gotten to know what it accomplishes, I can testify that there is no better college in the country."



The interior of Wooster's primary academic building, Kauke Hall, was renovated during 2005-06 at a cost of \$18 million.

Media Policies and Procedures

The College of Wooster football media guide has been designed to assist members of the media in their coverage of the Fighting Scots. For additional information regarding Wooster football, please contact the school's SID (see below).

CREDENTIALS: Members of the media are always welcome to cover Scot football; please contact the sports information office if you plan to attend. A 2011-2012 North Coast Athletic Conference Media Pass will be honored for admission to all games, and/or you can be placed on a parking/pass list when you call ahead.

PRE-GAME SERVICES: Information such as game-day programs, rosters, depth charts, statistics, and game notes will be provided to the media prior to each contest.

POST-GAME SERVICES: At the conclusion of each game, a statistical packet, including team stats, individual stats, and a play-by-play summary, will be distributed. There is no formal press conference after regular season games, however, staff members will be on hand to escort media to the locker rooms following the traditional "10-minute cooling off period." Additionally, phone lines will be available on press row and in the Physical Education Center for transmission of stories following each contest.

RADIO POLICY: John P. Papp Stadium has phone lines available for radio stations free of charge. Please call at least one week in advance to reserve your line.

PHOTO POLICY: Photographers and videographers are also welcome to cover Wooster's football team. Please call ahead and adhere to the NCAA's "shooting rules" - between either 20-yard line to goal line or from 8 feet behind the end zones.

For More Information

Director of Sports Information —Hugh Howard
 email —————hhoward@wooster.edu
 Office Phone —————(330) 263-2374
 Cell Phone —————(330) 201-3397
 Office Fax —————(330) 263-2209

Asst. Director of Sports Information Nick Stroud
 email —————nstroud@wooster.edu
 Office Phone —————(330) 287-3848
 Cell Phone —————(440) 429-7061

Mailing Address:
 Office of Sports Information
 The College of Wooster
 Olderman House, Room No. 205
 1189 Beall Avenue
 Wooster, Ohio 44691

**If you wish to contact head coach Mike Schmitz directly, please see "Quick Facts" on the next page*

Primary Media Outlets

NEWSPAPERS

The Daily Record; Wooster, Ohio
 Contacts: Aaron Dorksen (ed.),
 Art Holden,
 Mike Plant, Randy Worrell
 Phone: (330) 287-1646
 Fax: (330) 264-1132
 email: adorksen@the-daily-record.com
 Website: www.the-daily-record.com

Wooster Weekly News; Wooster, Ohio
 Contacts: Brian Questel
 Phone: (330) 264-3381
 Fax: (330) 264-0784
 email: btquestel@aol.com
 Website: www.woosterweeklynews.com

The Beacon Journal; Akron, Ohio
 Contacts: Ron Ledgard (ed.),
 Tom Gaffney
 Phone: (330) 996-3800
 Fax: (330) 996-3629
 email: bjsports@thebeaconjournal.com
 Website: www.ohio.com

The Repository; Canton, Ohio
 Contacts: Joe Frollo (ed.),
 Mike Popovich, Jim Thomas
 Phone: (330) 454-8343
 Fax: (330) 580-5667
 email: mike.popovich@cantonrep.com
 Website: www.cantonrep.com

The Plain Dealer; Cleveland, Ohio
 Contacts: Dave Campbell (deputy ed.),
 Joe Maxse, Terry Pluto
 Phone: (216) 999-4370
 Fax: (216) 999-6276
 email: results@plained.com
 Website: www.cleveland.com

The Voice; Wooster, Ohio
 Contacts: TBA
 Phone: (330) 263-2598
 Fax: TBA
 email: TBA
 Website: www.wooster.edu/voice/

RADIO STATIONS

WKVX 960 AM/WQKT 104.5 FM; Wooster, Ohio
 Contacts: Mike Breckenridge (sports director),
 Dan Earich, Ron Hamilton
 Phone: (330) 264-5122
 Fax: (330) 264-3571
 email: mbreck@wqkt.com
 Website: www.wqkt.com

WCWS 90.9 FM; Wooster, Ohio
 Contacts: Jason Weingardt
 Phone: (330) 263-2477
 Fax: (330) 263-2690
 email: wcws_sports@wooster.edu
 Website: www.wooster.edu/wcws/

TELEVISION STATIONS

Clear Picture, Inc.; Wooster, Ohio
 Contacts: Mark Glasgo,
 Jon Heavlin, Dan Wingate
 Phone: (330) 345-8511, ext. 205
 Fax: (330) 345-5265
 email: mglasgo@cpivooster.com
 Website: www.cpiwooster.com

WIRE SERVICE

Associated Press; Columbus, Ohio
 Contacts: Rusty Miller
 Phone: (800) 762-4841
 Fax: (614) 885-3248
 email: rmiller@ap.org
 Website: www.ap.org/ohio/

Wooster On The Web

For more on the football team and all of The College of Wooster's athletic teams, visit www.woosterathletics.com. Recently redesigned and relaunched in the fall of 2010, it includes a fresh new-look and all of the features that users are accustomed to, including sections for:

- Schedule/Results
- Roster
- Game Recaps/News
- Statistics
- Coaching Bios
- Player Profiles
- All-Time Records
- Photo Galleries
- Facility Information



SEASON OUTLOOK

Quick Facts

COLLEGE

Name ----- The College of Wooster
 Location ----- Wooster, Ohio 44691
 approx. 55 miles southwest of Cleveland
 Founded ----- 1866
 Enrollment ----- 2,000
 Degrees ----- Bachelor of Arts,
 Bachelor of Music, Bachelor of Music Education
 Academic Programs ----- 40+ majors
 Student-Faculty Ratio ----- 11-to-1
 President ----- Grant H. Cornwell

ATHLETIC

Affiliation ----- NCAA Division III
 Conference ----- North Coast Athletic Conference
 Nickname ----- Fighting Scots
 Colors ----- Black and Old Gold
 Director of Athletics ----- Keith Beckett
 Athletic Dept. Phone ----- (330) 263-2500
 Athletic Dept. Fax ----- (330) 263-2537
 Home Facility ----- John P. Papp Stadium
 Capacity ----- 4,500
 Surface ----- Sprinturf

TEAM

2010 Overall Record ----- 5-5
 2010 NCAC Record/Finish ----- 4-2/T-3rd of 9
 Letterwinners Returning ----- 35
 Offense 19, Defense 16, Specialty 2
 Letterwinners Lost ----- 17
 Offense 6, Defense 10, Specialty 1
 Starters Returning ----- 17
 Offense 9, Defense 7, Specialty 1
 Starters Lost ----- 7
 Offense 2, Defense 4, Specialty 1
 Basic Offense ----- Spread
 Basic Defense ----- 4-3

COACHING

Head Coach ----- Mike Schmitz
 Alma Mater ----- Bowling Green '74
 Record at School ----- 72-40 (11 Years)
 Career Record ----- 72-40 (11 Years)
 email ----- mschmitz@wooster.edu
 Office Phone ----- (330) 263-2177
 Defensive Coordinator/DL ----- Seth Duerr
 Alma Mater ----- Wooster '00
 email ----- sduerr@wooster.edu
 Office Phone ----- (330) 263-2504
 Offensive Coordinator/OL ----- Kyle Rooker
 Alma Mater ----- Wooster '01
 email ----- kyrooker@wooster.edu
 Office Phone ----- (330) 263-2497
 Assistant Coaches ----- Alma Mater: Responsibility
 Chris Aukerman ----- Wooster '10; DL
 Zach Dennis ----- Ohio Wesleyan '08; WR
 Jim Dobney ----- Ohio U.; TE/WR
 Jamie Horn ----- Findlay '91; LB
 Russ Houser ----- Malone '01; DB/ST
 Mike Redick ----- Wooster '10; RB

HISTORY

First Year of Football ----- 1889
 Years of Football ----- 112
 All-Time Record ----- 504-417-42 (.545)
 All-Time NCAC Record (since 1984) ----- 100-87-1 (.535)
 NCAC Championships ----- 2
 (1997, 2004)
 All-Time OAC Record (1907-1983) ----- 247-201-28 (.548)
 OAC Championships ----- 5
 (1919, 1920, 1923, 1934, 1959)
 Years in NCAA Div. III Championship (since 1973) ----- 1
 2004 ----- Round of 16
 (def. Aurora 41-34, lost to Carthage 14-7)

Fighting Scots a Top Contender for NCAC Championship Again

The last time The College of Wooster took the field, it was one defensive stop shy of capping a season with a piece of the North Coast Athletic Conference championship, and with many of the top players from that group back, including 17 starters, Fighting Scots' fans have reason to believe that 2011 could be a special season. While optimistic, 12th-year head coach Mike Schmitz also cautioned that there are challenges that lie ahead.

"Certainly, we're excited. We have a solid core of starters returning, and we showed consistent improvement throughout the 2010 season," said Schmitz, who owns a 72-40 career record. "One of the things that defined our team last year was (its) attitude ... they did not allow anything to deter them. They just kept fighting. I'm so proud of that team because that's what they did the entire year ... day-in and day-out, not only on game day, but every day in practice as well."

"What we've talked about going into this year is that we can't take anything for granted. We have to create the positive attitude and chemistry we had in 2010, again in 2011. We're certainly excited about the guys who are coming back and were part of that, but every season is new."

Wooster, which held a 17-16 lead over archrival Wittenberg University in the 2010 finale before turning the ball over with 3:01 left and ultimately being denied an NCAC tri-championship, appears to be in good shape on the offensive side of the ball especially. The Scots welcome back three all-NCAC picks at the skilled positions in quarterback Richard Barnes, running back Robert Flagg, and tight end Cameron Daniels, in addition to the squad's second-leading receiver, Jordan McIntyre, and four-fifths of the offensive line.

Barnes won the starting position behind center as a freshman and excelled en route to conference Newcomer-of-the-Year recognition. A dual threat, he utilized his arm for a school-record 62.8 completion percentage, 2,046 yards, and 14 touchdowns, and his legs for 309 rushing yards - the second-most on the team - and another six scores.

Flagg is a two-time all-NCAC honoree, including first-team status last fall when he led the league in rushing with 830 yards while scoring 10 touchdowns on the ground. The 5-6 senior speedster has also been a key part of the passing game during his career, serving as Wooster's fourth-leading receiver via 29 catches for 319 yards and two scores a season ago.

Daniels will be a four-year starter, and like Flagg, has already collected a pair of all-conference laurels, voted second-team both as a sophomore and junior. He posted career highs of 34 receptions and 314 yards during 2010, and matched his 2009 total of four touchdowns.

While having three all-NCAC skilled players in place, plus McIntyre, a junior who grabbed 36 catches for 402 yards and a couple of scores from the inside receiver position, is a nice start to establishing the 2011 offense, Schmitz and his staff may be even more enthusiastic about the fact that the offensive line remains nearly intact. Senior right tackle Kevin Orris looks like he'll anchor the group after grading out at a team-best 74 percent, while on the left side, tackle Joe Collins and guard Mark McDonald return after both started all 10 games last season. Anthony Steratore overcame an early injury to start the final six at center.

"It's always about the o-line. Four of our five were new starters last year and showed dramatic improvement throughout the season," said Schmitz. "With the skilled players we have returning and the experience we gained

up front, we are optimistic about the potential of our offense."

Defensively, the Scots showed great improvement in 2010, increasing their number of takeaways by nine from the previous season (14 to 23) and lowering their yards allowed by 43.8 per game (376.7 to 332.9), however, they have some rebuilding to do with the loss of four starters and a couple of other key contributors.

Softening those losses is the return of senior defensive tackle Dan Terhune, who had 11.0 sacks among his 47 tackles during an All-American season. The sack total made him a league leader in that category and was the most ever by a Wooster interior lineman, and he was rightly awarded with spots on the All-NCAC and All-North Region First Teams as well as the D3football.com All-America Second Team.

Also up front, junior Rob Holtz is back after adding 7.0 sacks as well as five pass breakups from one of the end positions, as is senior Chris Moore, who has started 13 games over the last two years at defensive tackle.

The linebacking corps was hit hard, but Schmitz is confident that the program has the players who will step up. At the strong-side position, Matt Breidigam will lead the way as the only returning starter having contributed 57 tackles and two interceptions in 2010.

The strongest unit on the defense could be the secondary, with three starters back, all with all-NCAC credentials. Junior safety Quinton Howard and junior corner Girard Ogletree-Crawford garnered first- and second-team accolades this past fall, and senior corner Taylor Trout was a second-team pick in 2009. Howard led the Scots with 82 tackles, while Ogletree-Crawford and Trout combined for six interceptions and 15 pass breakups, 10 for the former.

Another strongpoint for Wooster, as usual, should be special teams. Junior Dana Obery will be the starting punter for the third season after posting a 40.5 average that led to a spot on the All-NCAC Team (honorable mention). Additionally, Ogletree-Crawford was voted the conference's top return specialist last year via his 24.0 yards per kickoff return and Trout has been the league leader in punt return average two of his three seasons in that role.

Here is a position-by-position look at the team:

QUARTERBACK

Barnes earned the starting nod in 2010 and accounted himself very well. The Scots' Spread offense barely missed a beat, as he threw for the second-most yards in school history (2,046), which combined with his productivity as a runner, resulted in him ranking No. 2 in the conference in total offense (235.5 ypg). In addition to being the Newcomer of the Year, Barnes gained an honorable mention nod on the All-NCAC Team, and most impressive, he brought the team within a few minutes of a league championship as a freshman.

All that said, Schmitz stresses that there will be competition for the starting position again this training camp. Barnes missed spring practice due to ankle surgery, while fellow sophomore Brett Frongillo, who entered four varsity games, ran the offense very well. This came as no surprise to those closest to the program.

"Last year ... there was a very slight difference between Richard and Brett," explained Schmitz. "We're going to put the best guy out there ... the guy who proves himself again. I don't know how it's going to work out, but we have a bit of a luxury in that we have multiple guys

SEASON OUTLOOK



Elusive quarterback Richard Barnes, the 2010 NCAC Newcomer of the Year, is one of several key players returning for the Scots.

who are very capable of playing the position.”

A third sophomore quarterback on the roster is Jarid Heffers, who Schmitz labels an “outstanding athlete.” He may see action at other positions as well as quarterback.

RUNNING BACK

As the centerpiece of the offense last season, Flagg racked up 1,163 all-purpose yards and scored 12 touchdowns – both squad highs – all while not losing a fumble. That upped his career yardage total to 2,624 (1,489 rushing, 813 receiving, 322 kick returns), which means as long as Flagg stays healthy, he’ll likely become the first Scot to achieve both the 2,000- rushing and 1,000-yard receiving milestones.

“Robert has proven himself time and again to be an all-conference-plus caliber player,” Schmitz said. “His speed, toughness, durability, leadership, and understanding of what we’re trying to do make him invaluable. He’s a phenomenal player, and it’s important to him to make his senior year his best year.”

Spelling Flagg at times last fall was Brendon Taylor, who contributed 133 yards on 35 carries as a freshman. Schmitz wants to get Taylor, a bigger back with good athleticism, on the field more often, so his role will be expanded, exactly how is yet to be determined.

Also returning is sophomore Jimmy Tomcufcik, a special teams contributor who ran for 12 yards and a touchdown as well, while a number of newcomers could vie for time at the position right away, including sophomore transfer John Battaglia and first-years Sean Hackel and Chase Ullman.

SLOT RECEIVER/TIGHT END

Daniels, a 6-3, 230-pound standout who possesses the athleticism to line up in the slot or as a traditional tight end, has been a key to Wooster’s success the last three seasons, as Schmitz says he’s “never coached a more impressive young man in every way.” Daniels’ career numbers read 70 receptions, 689 yards, and 10 touchdowns, despite missing two games each year due to injury/illness, and he

also excels as a blocker.

McIntyre, a starter in 15 of 20 career games at the slot receiver position, has provided the Scots with a regular option in the passing game as well, compiling 64 catches for 708 yards, which puts him on pace to finish among the top-eight in team history in both categories. Schmitz expects him to become even “more consistent” in 2011.

Wooster has several other experienced players at these spots, making it one of its deepest areas. Senior Ian Haley, a converted quarterback who played in eight games last fall, and junior Tyler Sinclair each filled in admirably at tight end when Daniels was injured, while at slot, senior Logan Dunn and sophomore Joe Stoffer return. Dunn was involved in the offense before a season-ending injury last year in week two, and Stoffer steadily developed into a contributor, as they combined for six receptions, 57 yards, and two scores.

Newcomer Mike Moore is expected to provide depth at the tight end position, too.

OUTSIDE RECEIVER

From a statistical standpoint, the Scots’ most significant loss to graduation was Mike Redick, who set a school record with 69 receptions as part of an all-conference campaign in 2010. Schmitz concurred, “Replacing Mike and his production is the No. 1 personnel challenge we have offensively.”

The lone returnee with significant experience at the position is junior Zack Weidrick, a former quarterback who progressed into a part-time starting receiver and tallied nine receptions for 132 yards. “Zack has great hands. He is an intelligent player who understands the offense. We expect continued improvement from him, and it’s our goal to get him more involved,” added Schmitz.

Other veterans with the potential to breakout are Obery as well as sophomores Christian Rogers and Austin Oberlin. Schmitz is excited about several freshmen, including Justin Rice, Shawn Bowman, Nathaniel Kleinman, and Matt Osolinski.

OFFENSIVE LINE

With Orris, Collins, McDonald, and Steratore all back, plus junior Shawn Chaffee, who started four games at center when Steratore was injured, Wooster seems to be in great shape, but Schmitz also did stress that there will be competition at training camp.

“Even with four starters back, there’s going to be great competition up there to find the best combination of five guys who work together. There are all kinds of potential combinations,” he explained. “We want to play more than just five of those guys, too.”

In his first year starting at right tackle, Orris was second-team all-NCAC after helping pave the way for a Scot offensive unit that ranked third in scoring (25.9 ppg) and totaled 332.9 yards per game. The coaching staff credited Orris with 38 knockdown blocks.

Collins lined up at left tackle, serving as the all-important blindside blocker for Wooster’s quarterbacks. Also on that side of the ball, McDonald earned a starting spot as a sophomore and he may be the most talented member of the group as “he’s a tremendously strong athlete with outstanding feet,” according to Schmitz.

Steratore’s intelligence and knowledge of the offense allowed him to earn the starting center position, while Chaffee is now a leading candidate to take over at right guard. They both played an integral role in helping the Scots outgain five of their last eight opponents, with a season high of 563 yards during that stretch.

Additional letterwinners on the line consist of senior Travis Calkins, sophomore Kory George, and sophomore Evan Parker. Most of Calkins’s experience has come at the tackle positions, but he’s also in contention for the right guard spot. George, the team’s short snapper on kicks, will get a serious look at tackle, while Parker is a guard as well as the returning long snapper.

Another sophomore, Andy Nash, has the potential to be an “outstanding interior player,” according to Schmitz, while junior Richard Walter will compete for time and provide additional depth.

Schmitz is optimistic about the recruiting class on the offensive line, led by Daniel Groves, Michael McCants, Trey Moats, Draye Luton, Nick Cullo, Kennon Hunt, and Adam Davidson.

DEFENSIVE LINE

The Scots’ defense will be led by Terhune, the 6-0, 260-pound interior lineman who made a significant impact in most every game last year. He had at least 1.0 sack in six games and his 11.0 for the season tied for ninth in Div. III. Terhune also was among the top-40 nationally in tackles for loss with 14.5 for 93 yards.

“Dan plays with great energy and relentless effort every single down, (and) it rubs off on the other guys,” said Schmitz about his All-American. “He’s really strong against the run, yet has the mobility to be an outstanding inside pass rusher. Anytime you get that from an inside guy, it’s really positive.”

Moore, who has been a regular in the lineup and tallied 49 tackles throughout his 29-game career, including 15 in 2010, will also be counted upon at defensive tackle.

Holtz, a 6-1, 225-pound athletic end, had 41 tackles, including 11.5 for losses – tied for the fifth-most in the NCAC. “Robbie has the ability to be a dominant player,” Schmitz said. “The coaching staff expects big things from him this season.”

Sophomore Matt Reeder as well as senior Matt Schwenning also are vying for time at that position. Reeder has the flexibility to move to the interior, where

SEASON OUTLOOK



Matt Breidigam, here returning an interception last season, will be the leader of an inexperienced, but talented linebacking corps.

junior Max Plevyak will be a factor, too, after coming over from the offensive line.

Brandon Barnes is a freshman defensive tackle who has "a chance to be a great player," according to Schmitz, and he also likes the prospects of fellow newcomers Cody Daniel and Caleb Miller.

LINEBACKER

Wooster lost its top-two tacklers at the position from a season ago and also will be without the services of two other promising players. The good news is Breidigam, a senior who played a prominent role as the starter on the strong side returns. The coaching staff looks for him to improve his production (57 tackles) while leading a group that will be a bit less experienced.

Juniors Josh Lewis and Paul Kessler and sophomore Seth Goodwin are among those hoping to step to the forefront. Lewis was previously expected to play an integral role, only to miss 2010 due to an injury. Kessler has been a leading special teams contributor with 25 tackles his first two years, while Goodwin appeared in all 10 games as a rookie, notching 10 tackles along the way.

Like Lewis, sophomores Angel Porras and Levi Halsey are both coming off season-ending injuries, but the coaching staff is excited to see them on the field. Add in, a number of first-years, including Ian Crawford, Colin Woodward, and Nick Roncone, and the Scots should be able to find the right combination to turn the position into a strength.

DEFENSIVE BACKS

Wooster intercepted 18 passes in 2010, tied for the second-most in team history, and the secondary was certainly instrumental in that effort with a combined 12 coming from the two starting corners and two safeties. Howard collected two picks, but it was his physical presence all over the field (82 tackles) that resulted in a spot on the All-NCAC First Team. This fall, he'll likely transition from free safety to strong safety.

Ogletree-Crawford, a starter in 16 of 20 career games,

is aiming to pick up where he left off. The speedy cornerback led the league with 13 passes defended, intercepting three and breaking up 10, and he also made 71 tackles - the third-highest total on the squad.

With Trout expected to be a three-year starter on the opposite side, the Scots appear to have one of the top corner duos in the region. Trout has produced six career interceptions, returning one for a score each of the last two seasons, to go along with 66 career tackles.

Providing solid depth at corner are sophomore letterwinners Nick Jacobec and Petey Jeffy as well as freshman Bailey Bejcek.

That leaves but one safety position vacant due to graduation, and Schmitz believes Wooster has attracted several outstanding first-years to challenge for the starting role at that position. Brandon James, Ryan Braglin, Mitchell Czerniak, Tyler Abrams, and Bryan Daugherty all have the potential to make an immediate impact at safety, while Daugherty could also make an impact at cornerback.

"Defensive back in general, and safety specifically, was a priority for us in recruiting," stated Schmitz. "We feel that we have a number of freshmen who can come in and perform. It's highly unlikely all of those guys are going to stay at the same position. We were fortunate to attract guys who are ... outstanding athletes (and) also versatile."

SPECIAL TEAMS

The punting game, headed by Obery, was one of the best in the nation last year with a net average of 35.0 yards, ranking 21st overall in Div. III. With the lanky 6-8 junior who also plays wide receiver booming the ball - his 40.5 overall average ranked third in a conference filled with standout punters - Wooster should be highly effective in changing the field position again.

Junior Ryan Miner is the heir apparent at placekicker. He has already demonstrated a strong leg, connecting on a 40-yard field goal in one of his rare attempts (three total) and serving as the team's kickoff specialist each of the last two seasons. Miner will face competition for the starting position, though, from freshman Trent Dunn.

The Scots' kickoff return unit has finished among the top-three in the conference three years running. Ogletree-Crawford excelled in his initial season as the primary returner with a league-leading 24.0 average, which was keyed by 92-yard touchdown.

Trout has been the squad's punt returner throughout his career, averaging 8.5 yards, which includes a 55-yard touchdown in 2009 and a career-long 71-yarder in 2008.

SCHEDULE

The 2011 schedule is identical to 2010, with the home-field advantage switching sides. What makes that interesting is the fact that Wooster had to play four of its first five away from the familiar environment of 4,500-seat John P. Papp Stadium, which may have helped develop last season's never-say-die attitude before finishing with the last four of five at home.

"I believe that being on the road so much early last year turned out to be a positive," Schmitz recalled. "Obviously, it was (rough) to go through that as an inexperienced team, but I believe it made us stronger and mentally tougher. I think we reaped the benefits of the early challenge (during) the second half of the 2010 season ... and now that we're front loaded with home games, hopefully we'll be able to draw from that as well."

As they did last fall, the Scots will open on a Thursday night (Sept. 1) against Baldwin-Wallace College. The Yellow Jackets will present a stiff test, as they're ranked in a couple of NCAA Div. III preseason top-25 polls after placing third in the Ohio Athletic Conference. The non-league affair will be broadcast on SportsTime Ohio.

Wooster will enter NCAC play the following Saturday (Sept. 10) when Wabash College comes to town. It marks the season opener for the Little Giants, who return a number of key players from their runner-up conference finish.

The Scots will then hit the road for the first time (Sept. 17), albeit a short trip as they'll be at Oberlin College, looking to continue their advantage over the Yeomen. Wooster has beaten Oberlin 21 of the last 22 times.

On Sept. 24, the Scots will host a second night game of the season, and their third ever, this time against Ohio Wesleyan University. The two foes are usually evenly matched, note Wooster's 28-27 lead in the series after the Scots toppled the Battling Bishops 22-13 in front of 6,200 fans under the lights in central Ohio last year.

Wooster's busy opening home slate continues the next week (Oct. 1) with the "Old Red Lantern" rivalry, as Denison University visits. The Scots have won the trophy game 10 consecutive times.

A bye week comes right at the midway point of the year for Wooster, followed by a pair of games against opponents out of the University Athletic Association. The Scots will travel to St. Louis for a match-up with Washington University on Oct. 15 and then return for their home finale against long-time northeast Ohio rival Case Western Reserve University Oct. 22.

Wooster's final three regular season games will all be on the road against conference competition. First, they'll travel to Hiram College for a 7 p.m. kickoff on Oct. 29, and then to Kenyon College Nov. 5. The Scots have won all seven of their NCAC games with Hiram and 11 of their last 12 against Kenyon.

The regular season finale will be none other than a trip to archrival Wittenberg University. The Wittenberg-Wooster match-up has had championship implications many times through the years, and if things fall in place, that could be the case once again Nov. 12. Three of the last six times, they've played in the finale, a postseason berth was up for grabs, the Tigers escaping with narrow wins of 22-17 in 2010, 14-9 in 2002, and 28-14 in 1999.

COACHING STAFF

Head Coach Mike Schmitz



Now in his 12th year as head coach and 17th overall with The College of Wooster football program, Mike Schmitz has been a key figure in transforming the Fighting Scots into a consistent winner. During his overall tenure, Wooster has gone 109-53 (.673), marking the school's most successful stretch of the modern era and second all-time, only to the 1916-30 stretch (86-23-9; .767).

At the helm since 2000, Schmitz has directed the Scots to a 72-40 record (.643), highlighted by 2004 when Wooster put together a perfect regular season (10-0), won the North Coast Athletic Conference (7-0) for its first outright conference championship since 1934, and earned the school's first-ever berth into the NCAA Div. III Football Championships. He was awarded with Ohio College Coach-of-the-Year honors from the National Football Foundation as well as being the North Coast Athletic Conference Coach of the Year.

Schmitz was selected by his peers as NCAC Coach of the Year a second time in 2008 after guiding the team to an 8-2 mark, as the Scots were within striking distance of a spot in the playoffs again. Wooster finished 8-2 in 2002 and 2006 as well.

Before being named head coach in February of 2000, Schmitz had been the offensive coordinator for five seasons. Joining a program in 1995 that had won a meager

27.2 percent (33-89-1) of its games the prior 13 years, including a 1-9 mark in 1994, Schmitz contributed to an immediate turnaround. In fact, with Schmitz directing the offense, the Scots went 37-13 from 1995-99, including a three-way tie for the 1997 NCAC championship.

More specifically, Schmitz took over a unit that had finished ninth in the NCAC in total offense (208.5 ypg) and scoring offense (7.9 ppg) in 1994. Under his guidance, Wooster jumped to fifth in total offense (244.4 ypg) and sixth in scoring offense (11.0 ppg) the very next season. Then, from 1996-99, the Scots rated among the top-three teams in the league in both categories every season, averaging 407.2 yards and 32.3 points. Also noteworthy, in 1999, the Scots led the NCAC in total offense (432.3 ypg) for the first time.

The offense has continued to thrive with Schmitz at head coach. Wooster has finished top-three in the league in both scoring and total offense four of the last nine years, and was one of the highest-scoring teams in the nation, ranking No. 6 in Div. III in 2004 (42.5 ppg) and No. 7 in 2003 (40.5 ppg).

Prior to arriving on Wooster's campus, Schmitz was the head football coach at four high schools, compiling an overall record of 93-57-1 (.619). Highlighting his high school coaching days, Schmitz led nearby Rittman to a mark of 43-27-1 (.613) from 1981-87, which included the school's first undefeated regular season and trip to the state playoffs in 1986.

In 1988, he became the head coach at Archbishop Hoban and led it to a 33-7 record (.825), which still stands as the highest winning percentage over a four-year period in school history. Schmitz also has spent time as the head coach at Medina and Lexington High Schools.

A native of Delta, Ohio, Schmitz earned a bachelor's degree in education from Bowling Green State University in 1974 and has done graduate work at Ashland University. While at Bowling Green, he was a three-year member of the Falcon wrestling team.

Personally, Mike and his wife, Peggy, reside in Wooster. The couple has two adult children, Joie, a Denison University graduate, and Steve, who completed his bachelor's degree at the University of Akron. They both work for Under Armour in Baltimore, Md.

Active in the Wooster community, Schmitz has volunteered his time with the Salvation Army and Every Woman's House.

Schmitz's Stats

As Head Coach ...

- Wooster has won 72 games in 11 seasons, with an average margin of victory of 23.2 points, while 16 of the team's 40 losses have come by a touchdown or less
- Strung together a 14-game regular season winning streak (2004-05), the sixth-longest streak in Div. III when it came to an end
- In 2004, the Scots completed their first perfect regular season since 1923 and made their first-ever NCAA playoff appearance, advancing to the second round
- 78 different Scots have been named to the all-conference team, and 12 were All-Americans – linebacker Seth Duerr, offensive lineman Rick Drushal, defensive lineman Brandon French, cornerback Jeff Geffert, cornerback/return specialist Nick Hajjar, defensive lineman Joe Kearney, cornerback Seth Mastrine, defensive lineman Andy Mizak, offensive lineman Jon Spragg, running back Tony Sutton, defensive lineman Dan Terhune, offensive lineman Jim Wallace
- Wooster has set 19 team single-season records, including wins (11), scoring (510 points, 42.5 ppg), rushing yards (3,188), total offense (5,248 yards) average kickoff return (23.8 yards), defensive interceptions (20), and sacks (41)
- Won his first four games, becoming just the third football coach in school history to do so and first since 1926

As Offensive Coordinator ...

- Wooster compiled a 37-13 record (.740)
- In league play, the Scots went 28-10 (.737), including a share of their first NCAC title (1997)
- 16 different offensive players were named to the All-NCAC Team, eight in 1998 alone
- In 1999, the unit averaged 432.3 yards, which topped the NCAC for the first time and ranked 24th in the nation
- Scots led the league in passing in 1998 and 1999

Schmitz's Collegiate Coaching Timeline

YEAR	TEAM	POSITION	RECORD	NOTES
2010	Wooster	Head Coach	5-5	Scots fall minutes short of an NCAC tri-championship in season finale
2009	Wooster	Head Coach	5-5	Wooster loses by a field goal twice, three other games to top-20 opponents
2008	Wooster	Head Coach	8-2	NCAC Coach of the Year for second time (2004)
2007	Wooster	Head Coach	4-6	Inexperienced team steadily improves, winning four of last six games
2006	Wooster	Head Coach	8-2	Senior class ties school record with 32 wins over four-year period
2005	Wooster	Head Coach	6-4	Scots win first four games, extending regular season win streak to 14
2004	Wooster	Head Coach	11-1	Undefeated regular season, NCAC title, Wooster's first postseason berth
2003	Wooster	Head Coach	7-3	Team's three losses come by a combined 17 points
2002	Wooster	Head Coach	8-2	Open season with seven-straight wins and only losses are to playoff teams
2001	Wooster	Head Coach	4-6	Scots win three of final four games
2000	Wooster	Head Coach	6-4	Became third Wooster coach to win his first four games
11 seasons	Wooster	Head Coach	72-40	Ranks third in career wins among the school's 21 head coaches
1999	Wooster	Offensive Coordinator	8-2	Scots lead conference in total offense for only time in school history
1998	Wooster	Offensive Coordinator	8-2	Coached eight offensive players that were selected to the All-NCAC Team
1997	Wooster	Offensive Coordinator	9-1	Wooster wins share of its first-ever NCAC championship
1996	Wooster	Offensive Coordinator	7-3	Broke school record for total offense in a season
1995	Wooster	Offensive Coordinator	5-5	Scots jump from ninth to fifth in the league in total offense

Seth Duerr

Defensive Coordinator/Defensive Line



Seth Duerr, one of the top defensive players in Wooster football history, is entering year seven as the defensive coordinator at his alma mater, having returned to the Fighting Scot program as a full-time assistant in March 2005. The 33-year old will work specifically with the defensive line during 2011 after coaching linebackers for six years.

Duerr's defenses have developed a reputation for a strong pass rush and excelling in red-zone situations among a number of other areas. All together, Wooster has ranked among the top half

of the league in scoring defense each of the last six seasons, highlighted by the 2006 unit which was first in both scoring (14.8 ppg) and total defense (272.4 ypg) – the first such “double” in school history. Also that year, the Scots topped the North Coast Athletic Conference in rushing defense (69.3 ypg), pass defense efficiency (108.5 rating), and sacks (37), and they posted back-to-back shutouts for the first time since 1980.

While the 2008 group finished second in the NCAC in scoring (15.2 ppg) and total defense (270.4 ypg), it may have been even more impressive as Wooster rated 18th and 25th out of the 235 NCAA Div. III teams in those respective categories. The Scots did top the conference in pass defense efficiency (100.8 rating) and opponent third-down conversion percentage (.304).

Other noteworthy accomplishments of Duerr's defenses include the 2010 unit leading the league with 18 interceptions, seven new starters in 2007 quickly maturing into a unit that averaged 16.8 points allowed over the final six games, and in 2005, Wooster holding the opposition scoreless an impressive 13 times out of 41 trips inside the 20.

Duerr returned to the Black and Old Gold following a one-season stint at Ohio Northern University (2004), where he was the defensive line coach of an 8-2 Polar Bear squad (four-win improvement from previous season), and a two-year graduate assistantship at Averett University (2002-03), where he coached the running backs at the USA South Conference school in Danville, Va. Duerr was a student assistant at Wooster during 2001.

Among the many highlights in Duerr's playing career at linebacker for the Scots were being the finalist for the Gagliardi Trophy, annually given to NCAA Div. III's Outstanding Football Player of the Year, twice earning first-team All-American honors (1999-00), twice receiving the Hank Critchfield Award as the NCAC's Defensive Player of the Year (1999-00), and becoming the fourth player in NCAC history to earn first-team all-conference honors all four years (1997-00). One of three three-time All-Americans at Wooster, Duerr ranks as the school's all-time leading tackler (432) as well as fourth in sacks (17.5), and he'll be inducted into the “W” Association Hall of Fame this fall.

A native of Bolivar, Ohio, Duerr graduated from Tuscarawas Valley High School in 1996 and holds a bachelor's degree in biochemistry from Wooster as well as a master's degree in teaching from Averett. Following graduation from Wooster, Duerr played professionally one summer in Germany with the Schwabisch Hall Unicorns.

Duerr is married to the former Lindsey Boardman, who was a forward for the Scots' field hockey team and graduated from Wooster in 2003. They reside in Wooster with their daughter, Alexandra (3).

Kyle Rooker

Offensive Coordinator/Offensive Line



A consistent element of the Fighting Scot football program's success for more than a decade, Kyle Rooker is entering his 11th season as part of the coaching staff after playing for four years (1997-00). In addition to coaching the offensive line for a ninth season in a row, Rooker will serve as the offensive coordinator beginning in 2011, a role he had shared with head coach Mike Schmitz since 2008.

In two of Rooker's three seasons as offensive coordinator, Wooster owned one of the top-three productive units in the conference, second with 389.2 yards per game in 2008 and elevating that to 405.9 yards while ranking third in 2009. The Scots' offense was among the best nationally, finishing among the top-50 in NCAA Div. III in total offense each of those years.

Highlighting Rooker's tenure working with the offensive line, the 2008 and 2009 groups led the league with just eight sacks allowed each season, and in 2004, it paved the way for a number of team records – scoring (510 points; 42.5 ppg), first downs (258), rushing yardage (3,188), average rush (5.7), rushing touchdowns (43), total offense (5,248), and average per play (6.3 yards). He coached the defensive line during the 2001-02 seasons.

A 2001 Wooster graduate, Rooker played linebacker for the Scots from 1997-00, totaling 113 career tackles, 3.5 of which were sacks. He had his most productive season as a senior when he ranked fourth on the team with 54 tackles and tied for second in quarterback hurries with 11.

Rooker, originally from Uniontown, Pa., earned a bachelor's degree in history from the College and is married to fellow alum Jen Flavin, who played basketball for the Scots from 2000-04.



COACHING STAFF

Chris Aukerman

Defensive Assistant

Chris Aukerman continues on with the Fighting Scots' football program as a member of the coaching staff after four seasons on the defensive line. He'll be a defensive assistant with the staff in 2011.

Aukerman started the last two years at defensive end, posting a line-man-high 43 tackles and 4.0 sacks as a junior and 29 tackles and 2.0 sacks during 2010. For his career, he played in 36 games while contributing 79 tackles.

A Rocky River, Ohio, native, Aukerman earned a bachelor's degree from Wooster, majoring in political science.

Zach Dennis

Wide Receivers



Familiar to North Coast Athletic Conference fans, former Ohio Wesleyan University standout Zach Dennis returned to the league as a member of the Wooster coaching staff in 2010. For the second year, he'll be coaching the same position he excelled at – wide receivers – as well as assisting with special teams and recruiting.

After graduating from Ohio Wesleyan, Dennis went to LaGrange College in LaGrange, Ga., where he was running backs coach for two seasons, helping the Panthers to the 2008 NCAA Div. III Championships after they won the St. Louis Intercollegiate Athletic Conference.

Dennis was a headache for NCAC defensive backfields throughout his career with the Battling Bishops, as the three-year starter rolled up 1,913 receiving yards – the second-most in school history – from 2004-07. As a senior, he was voted second-team all-NCAC and *ESPN The Magazine* academic all-district.

The Jefferson, Ohio, native completed his bachelor's degree in sport management at Ohio Wesleyan and a master's degree in teaching at LaGrange.

Jim Dobney

Tight Ends/Wide Receivers



A retired school teacher, Jim Dobney is now in his 10th season helping out the Wooster staff, and will be responsible for the inside receivers, including the tight ends, once again. He has also formerly worked with the offensive tackles.

Dobney is a distinguished coaching veteran of more than 30 years. Prior to joining the Scots, he paced the sidelines at Baldwin-Wallace College over nine seasons, assisting with a variety of positions, primarily running backs and offensive line. Dobney also has held various high school coaching positions throughout his career, including the head jobs at Medina, where he taught biology, and Firelands.

Dobney, a graduate of Ohio University, resides in Medina.

Jamie Horn

Linebackers

In his first year as a member of the Wooster coaching staff is Jamie Horn, who will be in charge of the linebackers.

A former standout on the gridiron, Horn was one of the best running backs ever to play at then-NAIA University of Findlay, followed by a professional stint. From 1987-90, Horn piled up 3,379 rushing yards at Findlay, which still stands No. 2 in school history, and he scored 40 touchdowns and 262 points, both No. 4 in the Oilers' annals. He was the team's leading rusher three of four seasons while completing a bachelor's degree in sociology, and then made it on to the developmental squad with the Hamilton Tiger-Cats of the Canadian Football League.

A long-time resident of nearby Millersburg, Ohio, Horn has coached for four years previously at his alma mater, West Holmes High School, and Loudonville High School. Horn and his wife, Nicole, have three children – Casey (17), Rachel (15), and Turner (13).

Russ Houser

Defensive Backs/Special Teams Coordinator



Entering his 10th year as a collegiate coach, and second with the Wooster staff, Russ Houser possesses significant experience. He'll coach the Scots' defensive backs again in 2011 after helping them to the second-most interceptions in team history (18) last season, and he also serves as the special teams coordinator as well as the team's strength and conditioning coordinator.

Prior to Wooster, Houser was the defensive coordinator at Rose-Hulman Institute of Technology during 2008 and 2009. He coached defensive backs and linebackers during his time in Indiana, and also served as the strength and conditioning coordinator. The Engineers notched winning records each year of his tenure (20-10 overall), which also included the 2007 campaign.

A native of Youngstown, Ohio, Houser has previously coached at Youngstown State University (2002-04) and Kenyon College (2001), and on the field, he excelled as an undergraduate at Malone University (1997-01). He started three seasons at defensive back for Malone and was an NAIA Scholar-Athlete as a senior and twice named academic all-conference.

Houser, who also served as a managing partner of Proscout Video (2005-06), graduated *magna cum laude* from Malone and also holds a master's degree in physical education from Indiana State University. He is a National Strength and Conditioning Association Certified Strength and Conditioning Specialist.

Mike Redick

Running Backs

Fresh off a record-setting season at wide receiver, Mike Redick is now a member of Wooster's coaching staff.

Redick caught a team single-season record 69 balls last fall for 684 yards and four touchdowns en route to honorable mention on the All-North Coast Athletic Conference Team. That capped a career that saw the three-year starter finish with 123 receptions, 1,296 yards, and eight touchdowns. He ranks third in team history in receptions and ninth in receiving yards.

Redick, who grew up in the Wooster area, graduating from Northwestern High School, earned a bachelor's degree from the College in business economics.

ROSTER INFORMATION

Alphabetical Roster

Name	Yr.	Pos.	Ht.	Wt.	Hometown	High School
Tyler Abrams	Fr.	DB/WR	6'1"	205	Louisville, Ky.	Kentucky Country Day
Brandon Barnes	Fr.	DT	6'0"	255	Midland, Pa.	Western Beaver
Richard Barnes	So.	QB	6'0"	195	Painesville, Ohio	Harvey
John Battaglia	So.	RB	5'11"	185	Akron, Ohio	Revere
Bailey Bejcek	Fr.	DB	5'9"	165	West Salem, Ohio	Northwestern
Shawn Bowman	Fr.	WR	6'2"	170	Mineral City, Ohio	Tuscarawas Valley
Ryan Braglin	Fr.	DB	6'0"	190	Zanesville, Ohio	Philo
Matt Breidigam	Sr.	LB	5'10"	190	Rocky River, Ohio	Rocky River
Travis Calkins	Sr.	OL	6'4"	255	Columbus, Ohio	Upper Arlington
Shawn Chaffee	Jr.	OL	6'1"	290	Darlington, Pa.	Western Beaver
Joe Collins	Sr.	OL	6'3"	275	Plain City, Ohio	Jonathan Alder
Ian Crawford	Fr.	LB	5'10"	200	North Canton, Ohio	St. Thomas Aquinas
Nick Cullo	Fr.	OL	5'8"	230	Sewickley, Pa.	North Catholic
Mitchell Czerniak	Fr.	DB	6'0"	180	Newton Falls, Ohio	Newton Falls
Cody Daniel	Fr.	DE	6'0"	235	LaGrange, Ohio	Keystone
Cameron Daniels	Sr.	TE	6'3"	230	Clarksburg, W. Va.	Byrd
Bryan Daugherty	Fr.	DB	5'10"	165	Girard, Ohio	Girard
Adam Davidson	Fr.	OL	5'11"	275	Fairfield, Ohio	Fairfield
Logan Dunn	Sr.	WR	5'9"	215	Morral, Ohio	Ridgedale
Trent Dunn	Fr.	PK	5'8"	170	Louisville, Ky.	duPont Manual
Robert Flagg	Sr.	RB	5'6"	180	Dunedin, Fla.	Dunedin
Brett Frongillo	So.	QB	6'1"	205	Haverhill, Mass.	Groton School
Kory George	So.	OL	6'2"	275	Struthers, Ohio	Struthers
Seth Goodwin	So.	LB	5'11"	215	Edison, Ohio	Mount Gilead
Dan Groves	Fr.	OL	6'1"	230	Orrville, Ohio	Orrville
Raphael Gunn	So.	WR/PK	6'1"	195	Detroit, Mich.	University Detroit Jesuit
Sean Hackel	Fr.	RB	5'11"	180	Farmington, N.Y.	Victor
Ian Haley	Sr.	TE	6'2"	220	Washington, Pa.	Trinity
Levi Halsey	So.	LB	5'10"	195	Ashtabula, Ohio	Lakeside
Jarid Heffers	So.	QB	5'10"	190	Riverview, Fla.	Riverview
Rob Holtz	Jr.	DE/P	6'1"	230	Pittsburgh, Pa.	Shaler Area
Quinn Hood	So.	LB	5'9"	195	Pittsburgh, Pa.	Baldwin
Quinton Howard	Jr.	DB	5'11"	185	Alliance, Ohio	Marlington
Kennon Hunt	Fr.	OL	6'0"	300	Columbus, Ohio	Grove City Christian
Nick Jacubec	So.	DB	5'8"	170	Struthers, Ohio	Struthers
Brandon James	Fr.	DB	5'10"	185	Barberton, Ohio	Barberton
Petey Jeffy	So.	DB	5'4"	160	Blacklick, Ohio	Licking Heights
Paul Kessler	Jr.	LB	5'10"	210	Beaver Falls, Pa.	Blackhawk
Nathaniel Kleinman	Fr.	WR	5'11"	175	Bronx, N.Y.	Fieldston School
Josh Lewis	Jr.	LB	5'11"	240	Wickliffe, Ohio	Benedictine

Returnees' Numbers

2	-----Seth Goodwin
3	-----Girard Ogletree-Crawford
4	-----Joey Stoffer
5	-----Zack Weidrick
6	-----Jarid Heffers
7	-----Christian Rogers
8	-----Richard Barnes
9	-----Quinn Hood
10	-----Cameron Daniels
12	-----Ian Haley
14	-----Taylor Trout
15	-----Brett Frongillo
17	-----Nick Jacubec
18	-----Logan Dunn
19	-----Austin Oberlin
20	-----Ryan Miner
21	-----Quinton Howard
22	-----Robert Flagg
24	-----Jordan McIntyre
26	-----Petey Jeffy
28	-----Brendon Taylor
31	-----Paul Kessler
32	-----Jimmy Tomcufcik
36	-----Matt Schwenning
37	-----Rob Holtz
38	-----Angel Porras
39	-----Levi Halsey
43	-----Matt Breidigam
47	-----Josh Lewis
50	-----Shawn Chaffee
57	-----Andy Nash
58	-----Max Plevyak
62	-----Joe Collins
63	-----Travis Calkins
65	-----Mark McDonald
66	-----Evan Parker
68	-----Anthony Steratore
69	-----Kevin Orris
78	-----Richard Walter
79	-----Kory George
83	-----Dana Obery
86	-----Tyler Sinclair
88	-----Raphael Gunn
90	-----Dan Terhune
96	-----Chris Moore
97	-----Matt Reeder

ROSTER INFORMATION

Alphabetical Roster

Name	Yr.	Pos.	Ht.	Wt.	Hometown	High School
Draye Luton	Fr.	OL	6'1"	270	Warren, Ohio	Warren G. Harding
Michael McCants	Fr.	OL	6'1"	280	Conway, S.C.	Conway
Mark McDonald	Jr.	OL	6'2"	300	University Hts., Ohio	Gilmour Academy
Jordan McIntyre	Jr.	WR	5'9"	195	Steubenville, Ohio	Steubenville
Caleb Miller	Fr.	DL	5'11"	255	West Lawn, Pa.	Holy Name
Ryan Miner	Jr.	PK	5'11"	180	Birmingham, Mich.	Seaholm
Trey Moats	Fr.	OL	6'2"	265	Kingston, Ohio	Zane Trace
Chris Moore	Sr.	DT	5'9"	250	Warrensville Hts., Ohio	Warrensville Heights
Mike Moore	Fr.	TE	6'4"	230	Kingston, Ohio	Zane Trace
Andy Nash	So.	OL	5'8"	235	Parma, Ohio	Padua Franciscan
Austin Oberlin	So.	WR	6'0"	180	Upper Arlington, Ohio	Upper Arlington
Dana Obery	Jr.	P/WR	6'8"	220	South Euclid, Ohio	Brush
Girard Ogletree-Crawford Jr.	Jr.	DB	5'9"	165	Delaware, Ohio	Hayes
Kevin Orris	Sr.	OL	6'3"	275	Rocky River, Ohio	Rocky River
Matt Osolinski	Fr.	WR	6'1"	200	Delaware, Ohio	Olentangy Liberty
Evan Parker	So.	OL	6'0"	265	Warren, Ohio	Howland
Max Plevyak	Jr.	DL	5'8"	250	Niles, Ohio	Niles McKinley
Angel Porras	So.	LB	5'8"	195	Miami, Fla.	John A. Ferguson
Matt Reeder	So.	DE	6'3"	255	Chagrin Falls, Ohio	Kenston
Justin Rice	Fr.	WR	5'11"	165	Painesville, Ohio	Harvey
Christian Rogers	So.	WR	6'0"	185	North Andover, Mass.	The Governor's Academy
Nick Roncone	Fr.	LB	5'11"	200	Columbiana, Ohio	Columbiana
Matt Schwenning	Sr.	DE	6'1"	215	Barberton, Ohio	Barberton
Tyler Sinclair	Jr.	TE	6'5"	220	Parma, Ohio	Parma Senior
Anthony Steratore	Sr.	OL	6'2"	275	McMurray, Pa.	Peters Township
Joey Stoffer	So.	WR	5'6"	155	Louisville, Ohio	Louisville
Brendon Taylor	So.	LB	6'0"	195	Aliquippa, Pa.	Hopewell
Dan Terhune	Sr.	DT	6'0"	270	Chagrin Falls, Ohio	Orange
Jimmy Tomcufcik	So.	RB	5'7"	180	Chagrin Falls, Ohio	Kenston
Taylor Trout	Sr.	DB	6'0"	185	Nashport, Ohio	Tri-Valley
Chase Ullman	Fr.	RB	5'7"	190	Orange Village, Ohio	Orange
Richard Walter	Jr.	OL	6'0"	275	Ewing, N.J.	Ewing
Zack Weidrick	Jr.	WR	6'0"	165	Akron, Ohio	Revere
Colin Woodward	Fr.	LB	5'11"	200	Greensburg, Pa.	Hempfield

Players By Class

Seniors	13
Juniors	14
Sophomores	20
Freshmen	27

Players By Position

Quarterbacks	3
Running Backs	5
Wide Receivers	13
Tight Ends	4
Offensive Linemen	17
Defensive Linemen	9
Linebackers	11
Defensive Backs	11
Placekickers	3
Punters	2

Players By State

Florida	3
Kentucky	2
Massachusetts	2
Michigan	2
New Jersey	1
New York	2
Ohio	49
Pennsylvania	11
South Carolina	1
West Virginia	1

Pronunciation Guide

John Battaglia	BUH-tag-lee-uh
Bailey Bejcek	BEE-check
Ryan Braglin	BRAG-lynn
Matt Breidigam	BRIDE-uh-gum
Shawn Chaffee	CHAY-fee
Mitchell Czerniak	ZUR-nee-ack
Bryan Daugherty	DOCK-ur-tee
Brett Frongillo	fron-JILL-oh
Nick Jacobec	JACK-you-beck
Dana Obery	OH-buh-ree
Max Plevyak	PLEH-vee-ak
Angel Porras	ANE-jel PORE-az
Anthony Steratore	STARE-uh-tor
Joey Stoffer	STOW-fir
Jimmy Tomcufcik	tom-CUFF-sick
Zack Weidrick	WEE-drick

RETURNING LETTERWINNERS



Richard Barnes

Class _____ **Sophomore**
Position _____ **Quarterback**
Height/Weight _____ **6'1"/200**
Hometown _____ **Painesville, Ohio**
High School _____ **Harvey**
Major _____ **Undecided**

Already proven to be one of the top QBs in the league, but will face competition for the starting job during training camp ... Good match for the Scots' Spread offense as a true dual threat with strong arm and excellent mobility ... Coming off ankle surgery that caused him to miss spring practice ... 2010: Voted NCAC Newcomer of the Year and received honorable mention on the all-conference team ... Won the starting quarterback position in camp and took all but a handful of snaps during the season ... Ranked second in the league in total offense (235.5 ypg) ... Completed a team-record 62.8 percent of his passes for 2,046 yards - the second-most in school history - and 14 TDs ... Also was the squad's second-leading rusher with 309 yards and six scores ... Season highs of 320 passing yards and 353 of total offense came against Hiram (Oct. 30) ... Rushed for season-best 75 yards against Oberlin (Sept. 18) ... Threw three TD passes at Denison (Oct. 2) and ran for two in the Hiram game ... Prior to Wooster: Twice second-team all-district, garnering the recognition at the athlete position as a senior and quarterback as a junior at Painesville Harvey High School ... Personal: Born March 24, 1992 ... Son of Richard and Regina Barnes ... Is undecided on a major.

CAREER OFFENSIVE STATISTICS

YEAR	RUSHING							PASSING								
	G	ATT	YDS	AVG	TD	LONG	AVG/G	CMP	ATT	PCT	YDS	YDS/G	TD	INT	LONG	RATING
2005	10	138	309	2.2	6	29	30.9	189	301	.628	2046	204.6	14	11	50	127.93
TOTALS	10	138	309	2.2	6	29	30.9	189	301	.628	2046	204.6	14	11	50	127.93



Matt Breidigam

Class _____ **Senior**
Position _____ **Linebacker**
Height/Weight _____ **5'11"/195**
Hometown _____ **Rocky River, Ohio**
High School _____ **Rocky River**
Major _____ **Communication Studies**

Team's top returning LB and likely starter on strong-side again ... Outstanding athlete, tough, physical, and a great tackler ... 2010: Started nine games, missing one to injury, and was squad's fifth-leading tackler with 57, including 3.0 for losses ... Made 10 stops at Case (Oct. 23) and against Kenyon (Nov. 6) ... Had a fourth-quarter interception at Ohio Wesleyan (Sept. 25), and two plays later, the Scots sealed the win with a TD ... 2009: Suffered year-ending injury in pre-season ... 2008: Made an impact on kick coverage units, tallying eight tackles - six on kickoffs and two on punts ... Season-high three stops came at Waynesburg (Sept. 6), including one on first collegiate play ... One of 10 in first-year class to earn a letter ... Prior to Wooster: Two-time second-team all-district OLB at Rocky River High School ... Made a key INT in helping the Pirates to their first playoff win as a senior when they went 10-0 during the regular season ... Also played tight end and a member of the hoops team ... Personal: Born Oct. 10, 1989 ... Son of Fred and Alison Breidigam ... Majoring in communication studies.

CAREER DEFENSIVE STATISTICS

YEAR	G	SOLO	ASST	TACKLES	TFL-YDS	SACK-YDS	QBH	INT-YDS	PD	FR-YDS	FF
2008	10	6	2	8	0.0-0	0.0-0	0	0-0	0	0-0	0
2009					- Injured -						
2010	9	25	32	57	3.0-6	0.5-3	3	2-7	1	0-0	0
TOTALS	19	31	34	65	3.0-6	0.5-3	3	2-7	1	0-0	0



Travis Calkins

Class _____ **Senior**
Position _____ **Offensive Lineman**
Height/Weight _____ **6'4"/250**
Hometown _____ **Columbus, Ohio**
High School _____ **Upper Arlington**
Major _____ **Biology**

Has the physical traits to be an impact tackle, but may also compete for open spot at right guard ... Possesses valuable experience with 15 career games played ... 2010: Appeared in all 10 contests as a member of the Scots' kicking team, and also played a number of snaps while serving as the team's No. 2 left tackle ... Received first varsity letter ... 2009: Entered four varsity games as a reserve offensive lineman ... 2008: Primarily worked with the jayvee team, but did get into one varsity game ... Prior to Wooster: Two-year starter at offensive tackle for Upper Arlington High School ... Helped the Golden Bears to an 8-3 record as well as a state playoff appearance as a senior ... Personal: Born Nov. 13, 1989 ... Son of Robert Calkins and Karen Phipps ... Majoring in biology with a minor in environmental studies.



Shawn Chaffee

Class _____ **Junior**
Position _____ **Offensive Lineman**
Height/Weight _____ **6'1"/275**
Hometown _____ **Darlington, Pa.**
High School _____ **Western Beaver**
Major _____ **History**

One of leading candidates in competition for starting right guard position after gaining significant experience on the offensive line last year ... 2010: Started the first four games of the season at center and appeared in four others ... Had a role in helping the Scots' offense average 25.9 points and 332.9 yards ... 2009: Played defensive tackle as a member of the jayvee team ... Prior to Wooster: First-team all-conference guard as both a junior and senior at Western Beaver High School, and also was rewarded honorable mention as a defensive lineman his senior year ... Helped team to Big 7 section championship in 2007 season ... Also participated in basketball and baseball ... Personal: Born Dec. 5, 1990 ... Son of Eric and Dawn Chaffee ... Majoring in history with a minor in education.



Joe Collins

Class _____ **Senior**
Position _____ **Offensive Lineman**
Height/Weight _____ **6'3"/275**
Hometown _____ **Plain City, Ohio**
High School _____ **Jonathan Alder**
Major _____ **History**

Expected to be a two-year starter at the all-important left tackle position ... Possesses great feet and a tremendous work ethic, according to the coaching staff ... 2010: Earned the starting nod at left tackle for all 10 games ... Key member of unit that blocked for the third-best rushing offense in the conference ... 2009: Served as the No. 2 left tackle, entering five varsity games, highlighted by subbing in at rival Wittenberg (Nov. 14) and performing well against the conference's Defensive Player of the Year ... Earned first letter ... 2008: Made three varsity appearances, while also honing skills with jayvee's ... Prior to Wooster: Standout offensive lineman for Jonathan Alder High School program, which was the state runner-up in 2006 ... Also lettered for the Pioneers' wrestling team ... Personal: Born March 3, 1989 ... Son of Randy and Jane Collins ... Majoring in history.

RETURNING LETTERWINNERS



Cameron Daniels

Class _____ **Senior**
Position _____ **Tight End/Wide Receiver**
Height/Weight _____ **6'3"/230**
Hometown _____ **Clarksburg, W. Va.**
High School _____ **Byrd**
Major _____ **Biology**

Proven to be one of the top tight ends, and one of the most versatile players, in the conference and the region ... Will be even more involved in the offense this season and hopes to stay healthy after missing six games last three years ... "Blessed with the total package ... size, strength, speed, explosiveness, and intelligence," according to the coaching staff ... Versatile athlete who can play the traditional tight end position or slot receiver ... 2010: Notched a second-team selection on the All-North Coast Athletic Conference Team for the second-straight season ... Eighth in the league in receptions at 4.2 per game, as he hauled in five or six passes in five of eight games played and 34 total for 314 yards and four touchdowns ... Gave the Scots a fourth-quarter lead (17-16) over No. 9 ranked Wittenberg (Nov. 13) on the 10th touchdown reception of his career ... Two of his three catches at Denison (Oct. 2) went for scores ... Career-high 74 receiving yards came at No. 22 Wabash (Sept. 11) ... 2009: Second-team all-NCAC, despite missing the final two games due to illness ... Consistent target in Wooster's passing game, catching 25 balls for 265 yards and four touchdowns ... Had three or four receptions in seven games and a season-high 71 yards at Allegheny (Oct. 31) ... Two scores were in the same game at Earlham (Oct. 3) ... Also played a role in blocking for the conference's No. 2 rushing offense (185.4 ypg) ... 2008: Listed as starter at tight end for all eight games he played, missing two due to injury ... Caught multiple passes in four games and had 11 receptions overall for 110 yards ... Season-best numbers came against Earlham (Oct. 4), when he had three for 28 yards, while TDs came at Denison (Sept. 27) and against Allegheny (Nov. 1) ... Also part of a blocking unit that helped offense average 24.2 points and 389.2 yards, ranking second in the conference in the latter category ... Prior to Wooster: Twice an honorable mention pick for West Virginia's class AAA all-state team while at Robert C. Byrd High School ... Played both tight end and line-backer for the Eagles, and part of the state's 2008 North-South All-Star Game ... Personal: Born Aug. 10, 1989 ... Son of Steven and Tammy Daniels ... Majoring in biology.

CAREER OFFENSIVE STATISTICS

YEAR	RUSHING						RECEIVING						
	G	ATT	YDS	AVG	TD	LONG	AVG/G	REC	YDS	AVG	TD	LONG	AVG/G
2008	8	0	0	0.0	0	0	0.0	11	110	10.0	2	20	13.8
2009	8	0	0	0.0	0	0	0.0	25	265	10.6	4	51	33.1
2010	8	0	0	0.0	0	0	0.0	34	314	9.2	4	28	39.2
TOTALS	24	0	0	0.0	0	0	0.0	70	689	9.8	10	51	28.7




Logan Dunn

Class _____ **Senior**
Position _____ **Wide Receiver**
Height/Weight _____ **5'10"/200**
Hometown _____ **Morral, Ohio**
High School _____ **Ridgedale**
Major _____ **Communication Studies**

Ready to resume his role as a regular part of the offense at inside receiver after enduring an ACL injury during a game early last season ... Also will likely serve as the team's holder on field goals and PATs again ... 2010: Had the Scots' first touchdown of the season on a 13-yard reception at Baldwin-Wallace (Sept. 2) and hauled in a 14-yarder at Wabash (Sept. 11) shortly before suffering a season-ending injury ... 2009: Part of the offense in the slot and the holder for the entire season, while playing through a significant hernia injury ... Tallied seven receptions for 83 yards, all coming during the first three games ... Career highs of four catches and 35 yards came during opener against Waynesburg (Sept. 5) ... 2008: Appeared in every game as a freshman after winning the holder position during training camp ... Helped Wooster's kicker convert 29 extra points and five field goals ... Completed a seven-yard pass attempt during a fake field goal at Denison (Sept. 27) ... Prior to Wooster: All-Mid-Ohio Athletic Conference Team recognition as both a sophomore and senior at Ridgedale High School ... Spent time at wide receiver and defensive back, lettering three times with the Rockets ... Also a two-year letterwinner in basketball ... Personal: Born on Sept. 9, 1989 ... Son of Larry and Sherrie Dunn ... Majoring in communication studies.

CAREER OFFENSIVE STATISTICS

YEAR	RUSHING						RECEIVING						
	G	ATT	YDS	AVG	TD	LONG	AVG/G	REC	YDS	AVG	TD	LONG	AVG/G
2008	10	0	0	0.0	0	0	0.0	0	0	0.0	0	0	0.0
2009	10	0	0	0.0	0	0	0.0	7	83	11.9	0	27	8.3
2010	2	0	0	0.0	0	0	0.0	2	27	13.5	1	14	13.5
TOTALS	22	0	0	0.0	0	0	0.0	9	110	12.2	1	27	5.0



RETURNING LETTERWINNERS



Robert Flagg

Class _____ **Senior**
Position _____ **Running Back**
Height/Weight _____ **5'6"/180**
Hometown _____ **Tampa, Fla.**
High School _____ **Dunedin**
Major _____ **Biology**

Top returning RB in the conference is looking to close his career with best season yet ... Also a significant part of the Scots' passing game ... Is an explosive player with a combination of elite speed and strength, according to the coaching staff, which also labeled him durable, tough, and a leader ... Owns the program's 40-dash record and is the strongest player on the team pound-for-pound ... 2010: First-team all-North Coast Athletic Conference after leading the league in rushing throughout the season ... Finished with 830 yards and 10 touchdowns on the ground, and added 29 receptions for 319 yards and two more scores through the air ... Did not lose a fumble all year ... Ranked second in the NCAC in all-purpose yards (116.3 ypg) and third in scoring (7.2 ppg) ... Had four 100-yard rushing games, including career-high 158 against Oberlin (Sept. 18), followed by 120 rushing yards and season-high 87 receiving at Ohio Wesleyan (Sept. 25) ... 2009: Voted to the All-NCAC Second Team after combining for 867 yards - 570 rushing on 103 carries and 297 receiving on 28 catches - and three touchdowns ... Ranked sixth in the league in rushing (57.0 ypg) and fourth in all-purpose yardage (117.2 ypg) as he also returned 14 kickoffs for 297 yards (21.2 average) ... Broke out for a season-high 134 rushing yards on just 12 attempts against Oberlin (Nov. 7) and had career-high 145 receiving yards in opener against Waynesburg (Sept. 5) ... 2008: Won the team's Galbreath Memorial Award as the outstanding first-year offensive player ... Quickly developed into a key contributor at the slot, playing all 10 games and starting in four ... Had 17 touches as both a receiver (197 yards) and runner (89 yards), while combining for four TDs (two others were called back due to penalties) ... Season-high 71 receiving yards and two scores came against Washington-St. Louis (Oct. 18) and season-high 27 rushing yards against Earlham (Oct. 4) ... Prior to Wooster: Contributed at running back and wide receiver at Dunedin High School ... Helped the Falcons to their first district title in 19 years as well as a playoff victory in 2006 ... Competed in the 100 meters and triple jump for the track & field team ... Personal: Born on Oct. 17, 1989 ... Son of Andrew Flagg and Sherri Billirakis ... Majoring in biology.

CAREER OFFENSIVE STATISTICS

YEAR	RUSHING							RECEIVING						
	G	ATT	YDS	AVG	TD	LONG	AVG/G	REC	YDS	AVG	TD	LONG	AVG/G	
2008	10	17	89	5.2	2	19	8.9	17	197	11.6	2	47	19.7	
2009	10	103	570	5.5	2	51	57.0	28	297	10.6	1	58	29.7	
2010	10	160	830	5.2	10	58	83.0	29	319	11.0	2	40	31.9	
TOTALS	30	280	1489	5.3	14	58	49.6	74	813	11.0	5	58	27.1	



Kory George

Class _____ **Sophomore**
Position _____ **Offensive Lineman**
Height/Weight _____ **6'2"/255**
Hometown _____ **Struthers, Ohio**
High School _____ **Struthers**
Major _____ **Chemistry**

Will vie for increased playing time on the offensive line, while also likely continuing role as team's short snapper ... Has "great feet" and is an "outstanding competitor," according to the coaching staff ... 2010: Appeared in every game, except for the season opener, as he was the team's snapper for field goals and PATs ... Also finished season as the Scots' No. 2 right tackle ... Prior to Wooster: Two-time all-conference selection during two years with Struthers High School's varsity team ... Also lettered once in baseball with the Wildcats ... Personal: Born on Oct. 8, 1991 ... Son of Ken and Janet George ... Plans on majoring in chemistry.



Seth Goodwin

Class _____ **Sophomore**
Position _____ **Linebacker**
Height/Weight _____ **6'1"/215**
Hometown _____ **Edison, Ohio**
High School _____ **Mount Gilead**
Major _____ **Undecided**

One of several players competing for regular action at the inside linebacker positions, which are both open entering training camp ... Has increased size and strength ... 2010: Played in all 10 varsity games, primarily as a top contributor on the special teams' coverage units ... Also served as the back-up weak-side linebacker ... Recorded 12 tackles, six coming on kickoffs ... Blocked and recovered a punt during the Hiram game (Oct. 30), returning it six yards to the one-yard line ... Season-high four tackles came during collegiate debut at Baldwin-Wallace (Sept. 2) ... Prior to Wooster: Special mention recipient on the All-Ohio Team as a senior at Mount Gilead High School ... Also two-time all-conference honoree for the Indians ... Totaled seven varsity letters - three in football and four in baseball ... Personal: Born on March 14, 1992 ... Son of Chris and Laura Goodwin ... Undecided on a major.

CAREER DEFENSIVE STATISTICS

YEAR	G	SOLO	ASST	TACKLES	TFL-YDS	SACK-YDS	QBH	INT-YDS	PD	FR-YDS	FF
2010	10	3	9	12	0.0-0	0.0-0	0	0-0	0	0-0	0
TOTALS	10	3	9	12	0.0-0	0.0-0	0	0-0	0	0-0	0

RETURNING LETTERWINNERS



Ian Haley

Class _____ **Senior**
Position _____ **Tight End/Wide Receiver**
Height/Weight _____ **6'2"/215**
Hometown _____ **Washington, Pa.**
High School _____ **Trinity**
Major _____ **Business Economics**

Will continue to vie for more action as a tight end who excels when lining up in the slot ... May also play a role on special teams ... 2010: Made the transition to tight end and entered eight games with one start coming against Hiram (Oct. 30) ... Hauled in a seven-yard pass in the Hiram game ... 2009: Played quarterback for the jayvee team ... Prior to Wooster: Spent freshman year at Washington & Jefferson College ... Garnered postseason honors as a senior at Trinity High School after completing 80-of-154 passes for 1,100 yards and 13 touchdowns ... Lettered four times in lacrosse with the Hillers and twice in football ... Personal: Born on April 15, 1990 ... Is the son of Jill Haley ... Majoring in business economics.

CAREER OFFENSIVE STATISTICS

YEAR	RUSHING							RECEIVING					
	G	ATT	YDS	AVG	TD	LONG	AVG/G	REC	YDS	AVG	TD	LONG	AVG/G
2009													
- Member of the JV Team -													
2010	8	0	0	0.0	0	0	0.0	1	7	7.0	0	7	0.9
TOTALS	8	0	0	0.0	0	0	0.0	1	7	7.0	0	7	0.9




Rob Holtz

Class _____ **Junior**
Position _____ **Defensive End**
Height/Weight _____ **6'0"/220**
Hometown _____ **Pittsburgh, Pa.**
High School _____ **Shaler Area**
Major _____ **Chemistry**

Returning starter at the defensive end "rush" position and also will likely serve as team's back-up punter again ... 2010: Had a breakout season with 7.0 sacks and 11.5 tackles for loss, ranking fourth and tied for fifth in the conference in those respective categories, while starting all 10 games at defensive end ... Credited with 41 tackles in all as well as five pass breakups and four quarterback hurries on the season ... Career-high eight tackles, including 2.0 sacks, came at Ohio Wesleyan (Sept. 25) ... Also was the punter during the season opener, averaging 35.2 yards on nine attempts with a long of 50 ... 2009: Steadily saw increased playing time on the defensive line as well as special teams, appearing in nine games overall ... Credited with 12 tackles (four on kickoff coverage), 10 coming during the final four games ... Season-high four came against Oberlin (Nov. 7) ... Blocked a second-quarter punt that was recovered by Kyle Murdock in the end zone, helping give the Scots a 14-10 advantage against Wabash (Oct. 24) ... Prior to Wooster: First-team all-conference honoree and team captain as a senior at Shaler Area High School when he helped Titans to an 8-3 record, including a playoff win ... Three-year letterwinner in football and also participated in baseball and track & field ... Personal: Born on Sept. 18, 1990 ... Is the son of Bob Holtz and Gina Stanek ... Majoring in chemistry.

CAREER DEFENSIVE STATISTICS

YEAR	G	SOLO	ASST	TACKLES	TFL-YDS	SACK-YDS	QBH	INT-YDS	PD	FR-YDS	FF
2009	9	5	7	12	0.5-1	0.0-0	2	0-0	0	0-0	0
2010	10	17	24	41	11.5-76	7.0-63	4	0-0	5	0-0	0
TOTALS	19	22	31	53	12.0-77	7.0-63	6	0-0	5	0-0	0



Quinton Howard

Class _____ **Junior**
Position _____ **Defensive Back**
Height/Weight _____ **5'11"/185**
Hometown _____ **Alliance, Ohio**
High School _____ **Marlington**
Major _____ **Business Economics**

One of the top returning defensive backs in the conference ... May transition from free to strong safety, as veteran will likely take more of a leadership role in aligning the defense ... Is a very physical and intelligent player, according to the coaching staff ... 2010: Picked first-team all-North Coast Athletic Conference after leading the Scots in tackles with 82 from free safety position ... Ranked seventh in the league in total tackles ... Intercepted two passes, coming in consecutive weeks against Oberlin (Sept. 18) and Ohio Wesleyan (Sept. 25), and broke up five other passes ... Posted three double-digit tackle games, highlighted by career-high 13 against both Denison (Oct. 2) and Kenyon (Nov. 6) ... 2009: Inserted into the starting lineup at strong safety for the second half of freshman year and performed admirably with 38 tackles and three pass breakups ... Season-high 10 stops came against Oberlin (Nov. 7) and contributed nine tackles and two breakups against nationally-ranked Wabash (Oct. 24) ... Prior to Wooster: Second-team all-Northeastern Buckeye Conference and also an all-district recipient while at Marlington High School ... Tallied 100-plus tackles, three interceptions, and two fumble recoveries, while also rushing for 647 yards and totaling eight touchdowns with the Dukes ... Three-year starter ... Also a track standout, qualifying for the state meet and setting three school records ... Personal: Born May 20, 1991 ... Son of Sharon Brady ... Majoring in business economics.

CAREER DEFENSIVE STATISTICS

YEAR	G	SOLO	ASST	TACKLES	TFL-YDS	SACK-YDS	QBH	INT-YDS	PD	FR-YDS	FF
2009	6	15	23	38	0.0-0	0.0-0	0	0-0	3	0-0	0
2010	10	45	37	82	3.5-10	0.0-0	0	2-17	5	0-0	0
TOTALS	16	60	60	120	3.5-10	0.0-0	0	2-17	8	0-0	0



Nick Jacobec

Class _____ **Sophomore**
Position _____ **Defensive Back**
Height/Weight _____ **5'9"/175**
Hometown _____ **Youngstown, Ohio**
High School _____ **Struthers**
Major _____ **Undecided**

Will likely continue to serve as a key special teams contributor, while contending for additional playing time in the secondary, likely at cornerback ... 2010: Played in eight varsity games as a freshman, including the final seven ... Made eight tackles, six on kickoff coverage, and served as one of the unit's No. 2 cornerbacks ... Was credited with multiple tackles during three different games ... Prior to Wooster: All-league selection at free safety his senior season at Struthers High School ... Had 65 tackles and two interceptions, and was team captain during 2009 ... Also played receiver ... Three-year letterwinner in both football and basketball for the Wildcats ... Personal: Born on Nov. 7, 1991 ... Son of Jill Jacobec ... Undecided on a major.

CAREER DEFENSIVE STATISTICS

YEAR	G	SOLO	ASST	TACKLES	TFL-YDS	SACK-YDS	QBH	INT-YDS	PD	FR-YDS	FF
2010	8	1	7	8	0.0-0	0.0-0	0	0-0	0	0-0	0
TOTALS	8	1	7	8	0.0-0	0.0-0	0	0-0	0	0-0	0

RETURNING LETTERWINNERS



Petey Jeffy

Class _____ **Sophomore**
Position _____ **Defensive Back**
Height/Weight _____ **5'5"/165**
Hometown _____ **Blacklick, Ohio**
High School _____ **Licking Heights**
Major _____ **Undecided**

Aims to increase role as a cornerback and member of special teams ... Has continued to improve, according to the coaching staff ... 2010: Entered six varsity games and made some key plays when given the opportunity ... Intercepted a second-quarter pass at No. 22 ranked Wabash (Sept. 11), returning it 49 yards to set up a touchdown that allowed the Scots to pull within 14-7 ... Recovered a fumbled punt during the first quarter at Case Western Reserve (Oct. 23) ... Two tackles on the season both came against Hiram (Oct. 30) ... Prior to Wooster: Team captain who started at cornerback and receiver his senior year at Licking Heights High School ... Named a scholar-athlete in the Mid-State League as a junior ... Totaled seven varsity letters - three in football, one in basketball, and three in track ... Personal: Born May 31, 1992 ... Is the son of Alexander and Yogie Jeffy ... Undecided on a major.

CAREER DEFENSIVE STATISTICS

YEAR	G	SOLO	ASST	TACKLES	TFL-YDS	SACK-YDS	QBH	INT-YDS	PD	FR-YDS	FF
2010	6	0	2	2	0.0-0	0.0-0	0	1-49	0	1-0	0
TOTALS	6	0	2	2	0.0-0	0.0-0	0	1-49	0	1-0	0



Paul Kessler

Class _____ **Junior**
Position _____ **Linebacker**
Height/Weight _____ **6'0"/210**
Hometown _____ **Beaver Falls, Pa.**
High School _____ **Blackhawk**
Major _____ **Business Economics**

Among those competing for significant playing time at the inside linebacker positions entering training camp ... Also could be a special teams contributor again ... 2010: Played in all 10 games as a special teams force and the squad's No. 2 strong-side linebacker ... Was credited with 11 tackles (six on kick/punt coverage) ... Half a sack came in the third quarter at Denison (Oct. 2) ... 2009: Entered all 10 games as a freshman, primarily on special teams' coverage units but also as a back-up linebacker ... Came up with 14 tackles, with 11 coming during kickoffs ... Season-high six tackles came at Earlham (Oct. 3) ... Prior to Wooster: Two-time all-conference award winner and team leader in tackles as a junior (85) and senior (99) at traditional power Blackhawk High School ... Cougars played for the WPIAL championship at Heinz Field in both 2006 and 2008 ... Also participated in baseball ... Personal: Born March 30, 1991 ... Is the son of Bill and Bernadette Kessler ... Majoring in business economics.

CAREER DEFENSIVE STATISTICS

YEAR	G	SOLO	ASST	TACKLES	TFL-YDS	SACK-YDS	QBH	INT-YDS	PD	FR-YDS	FF
2009	10	4	10	14	0.0-0	0.0-0	0	0-0	0	0-0	0
2010	10	6	5	11	2.0-8	0.5-5	0	0-0	1	0-0	0
TOTALS	20	10	15	25	2.0-8	0.5-5	0	0-0	1	0-0	0



Josh Lewis

Class _____ **Junior**
Position _____ **Linebacker**
Height/Weight _____ **5'11"/225**
Hometown _____ **Wickliffe, Ohio**
High School _____ **Benedictine**
Major _____ **Philosophy**

A leading contender for one of the starting linebacker positions on the inside ... Healthy and "ready to go," according to coaching staff, after missing last season when he "was going to play a significant role" ... 2010: Did not play due to ACL injury ... 2009: Appeared in nine varsity games as a freshman, serving as a regular contributor on special teams and also a back-up inside linebacker ... Registered nine tackles (four on kickoffs), including a season-high four at Ohio Wesleyan (Sept. 19) ... Prior to Wooster: Twice awarded all-district recognition while playing at traditional power Cleveland Benedictine High School ... Also lettered in track three seasons ... Personal: Born Sept. 24, 1991 ... Is the son of Daisy Lewis ... Majoring in philosophy.

CAREER DEFENSIVE STATISTICS

YEAR	G	SOLO	ASST	TACKLES	TFL-YDS	SACK-YDS	QBH	INT-YDS	PD	FR-YDS	FF
2009	9	1	8	9	0.0-0	0.0-0	0	0-0	0	0-0	0
2010											
- Injured -											
TOTALS	9	1	8	9	0.0-0	0.0-0	0	0-0	0	0-0	0



Mark McDonald

Class _____ **Junior**
Position _____ **Offensive Lineman**
Height/Weight _____ **6'3"/285**
Hometown _____ **University Hts., Ohio**
High School _____ **Gilmour Academy**
Major _____ **Biology**

Returning starter at left guard, and possesses athleticism to play tackle if necessary ... "As strong a player as we've ever had in this program," according to the coaches ... 2010: Started all 10 games at left guard, helping the offense rank third in the conference in scoring (25.9 ppg) ... Paved the way for the conference's third-best rushing offense (128.4 ypg) ... 2009: Appeared in two varsity games as a defensive tackle, tallying four tackles ... Prior to Wooster: Standout on the defensive side of the ball for traditional power Gilmour Academy ... Team captain his senior year when Lancers went 10-2 ... Played defensive tackle in Cuyahoga County All-Star Game (2009) ... Also took part in lacrosse and track & field ... Personal: Born Nov. 9, 1990 ... Son of Susan McDonald and the late Jeff McDonald ... Majoring in biology.

RETURNING LETTERWINNERS



Jordan McIntyre

Class _____ **Junior**
Position _____ **Wide Receiver**
Height/Weight _____ **5'9"/195**
Hometown _____ **Steubenville, Ohio**
High School _____ **Steubenville**
Major _____ **Political Science**

Has already started 15 career games at the slot receiver position and coaching staff has "high expectations" for him to continue to make a significant impact there ... 2010: Started all 10 games and was the Scots' second-leading receiver with 36 catches for 402 yards and two touchdowns ... Had four or more receptions five times with season-high six coming against both Case Western Reserve (Oct. 23) and Wittenberg (Nov. 13) ... Season-high 85 yards came at Denison (Oct. 2) ... Scored on a 35-yard, highlight-reel play against Oberlin (Sept. 18), as he took a short pass, broke a tackle, in which the defender's helmet came flying off, and then bounced to the outside, sprinting down the sideline for a score ... Also rushed the ball once for two yards and returned four kickoffs ... 2009: Became a regular option in the offense as a freshman slot, starting the opener and five total games while appearing in all 10 ... Team's second-leading receiver with 28 for 306 yards and two touchdowns ... 22 of those receptions came over last six games, highlighted by becoming first Scot with 10 in a game since 2000 when he snagged 10 for 109 yards at Washington-St. Louis (Oct. 17) ... Also attempted nine rushes, including a 16-yard touchdown against Denison (Sept. 26) ... Prior to Wooster: Excelled at H-back for traditional power Steubenville High School, helping the Big Red to a 14-1 record and state runner-up finish as a senior ... Played defensive back, too ... Also an all-conference baseball standout, and member of the basketball team ... Personal: Born Jan. 31, 1991 ... Son of Michael and Mitzi McIntyre ... Majoring in political science.

CAREER OFFENSIVE STATISTICS

YEAR	RUSHING							RECEIVING						
	G	ATT	YDS	AVG	TD	LONG	AVG/G	REC	YDS	AVG	TD	LONG	AVG/G	
2009	10	9	10	1.1	1	16	1.0	28	306	10.9	2	63	30.6	
2010	10	1	2	2.0	0	2	0.2	36	402	11.2	2	42	40.2	
TOTALS	20	10	12	1.2	1	16	0.6	64	708	11.1	4	63	35.4	



Ryan Miner

Class _____ **Junior**
Position _____ **Placekicker**
Height/Weight _____ **5'10"/165**
Hometown _____ **Birmingham, Mich.**
High School _____ **Seaholm**
Major _____ **Communication Studies**

Leading returnee at placekicker after having been the kickoff specialist for two seasons, but will have to win the starting position in training camp ... Also a member of the Scots' baseball team ... 2010: Saw some duty at placekicker, highlighted by booming through a 40-yard field goal at Ohio Wesleyan (Sept. 25), the first Wooster kicker to make a 40-yarder since 2004, on first career attempt ... Converted 4-of-6 PATs and 1-of-3 field goals overall, and also held down the kickoff duties, averaging 54.9 yards with three touchbacks ... 2009: Handled the Scots' kickoff duties in all 10 games as a freshman ... Averaged 59.7 yards per kickoff, with two going for touchbacks against Oberlin (Nov. 7) ... Collected varsity letter for his efforts ... Prior to Wooster: Connected on 7-of-11 field goals over his junior and senior seasons, with a long of 45 yards, at Seaholm High School, and 25 of his 35 kickoffs went for touchbacks ... Played baseball for the Maples, too ... Personal: Born on March 7, 1991 ... Son of Craig and Cindy Miner ... Majoring in communication studies.




Chris Moore

Class _____ **Senior**
Position _____ **Defensive Tackle**
Height/Weight _____ **5'10"/265**
Hometown _____ **Shaker Hts., Ohio**
High School _____ **Warrensville Heights**
Major _____ **Communication Studies**

Provides the defensive line with outstanding experience, having played 29 games with 13 starts ... Is "very stout against the run," according to the coaches ... 2010: Regular part of the defensive tackle rotation, starting four times ... Produced 15 tackles, including 1.0 for loss ... Eight of his tackles came in final two games, highlighted by season-high five against No. 9 ranked Wittenberg (Nov. 13) ... 2009: Stepped into a starting position on the interior defensive line for nine games before missing the finale due to injury ... Registered 30 tackles, including four or more in five games ... Career-high eight-tackle effort came at Allegheny (Oct. 31) and half sacks came against both Wabash (Oct. 24) and at Earlham (Oct. 3) ... Forced a second-quarter fumble and recovered it in the latter game ... 2008: Entered all 10 games, rotating in on the line ... Posted a pair of two-tackle outings, including at Case Western Reserve (Oct. 11) ... Also had a two-yard sack that game ... Prior to Wooster: Second-team all-state (Div. III) as a senior defensive lineman at Warrensville Hts. High School ... Helped Tigers improve from 1-9 (2006) to 7-3 and Lake Erie League champs (2007) ... Personal: Born April 30, 1989 ... Son of Arthur Mauldin ... Majoring in communications.

CAREER DEFENSIVE STATISTICS

YEAR	G	SOLO	ASST	TACKLES	TFL-YDS	SACK-YDS	QBH	INT-YDS	PD	FR-YDS	FF
2008	10	2	2	4	1.0-2	1.0-2	0	0-0	0	0-0	0
2009	9	9	21	30	3.5-10	1.0-6	0	0-0	0	1-0	1
2010	10	1	14	15	1.0-1	0.0-0	0	0-0	0	0-0	0
TOTALS	29	12	37	49	5.5-13	2.0-8	0	0-0	0	1-0	1



Dana Obery

Class _____ **Junior**
Position _____ **Punter/Wide Receiver**
Height/Weight _____ **6'8"/200**
Hometown _____ **South Euclid, Ohio**
High School _____ **Brush**
Major _____ **Biology**

Will be a three-year starter at punter, where he'll contend for postseason honors again ... Also worked a lot during the spring with the wide receivers, where his 6-8 size could provide a unique dimension ... 2010: Garnered honorable mention on the All-North Coast Athletic Conference Team after boosting average to 40.5 yards per punt ... Ranked third in conference with that average, which also marked the seventh-best in school history ... Helped team to a 35.0 net average, which ranked 21st in NCAA Div. III, as he landed 18 of 40 attempts inside the 20, compared to four touchbacks ... Booted six punts of 50-plus yards, including 61-yarders against both Denison (Oct. 2) and Wittenberg (Nov. 13) ... Missed opener due to injury ... 2009: Earned the punting job and steadily improved, finishing with an average of 37.6 yards ... Averaged 38.6 yards during the last six games to increase season net average to 35.5 yards, which ranked third in the conference ... Boomed four 50-yarders, including longs of 55 against both Wabash (Oct. 24) and Oberlin (Nov. 7) ... Prior to Wooster: Special mention pick on the All-Ohio Team for Division I as a senior for Charles F. Brush High School when he averaged 40.2 yards on 46 punts ... Also played basketball for the Arcs ... Personal: Born June 17, 1991 ... Son of Linn and Melody Obery, and brother of Wooster alum and two-time all-NCAC offensive lineman John Obery ... Majoring in biology.

RETURNING LETTERWINNERS



Girard Ogletree-Crawford

Class _____ **Junior**
Position _____ **Defensive Back**
Height/Weight _____ **5'9"/175**
Hometown _____ **Delaware, Ohio**
High School _____ **Hayes**
Major _____ **Political Science**

Returning starter at cornerback and can also be a game changer as a kick returner ... One of the top athletes on the team and an outstanding tackler ... 2010: Earned all-North Coast Athletic Conference honors at multiple positions - first-team as a return specialist and second-team as a defensive back ... Led the league with a 24.0 kickoff return average, headlined by a 92-yard touchdown on the opening kickoff at Denison (Oct. 2) ... Also paced the NCAC with 13 passes defended - three interceptions and 10 breakups - and added the third-most tackles (71) on the team ... Three breakups came at No. 22 ranked Wabash (Sept. 11), three more at Denison, and two against Wittenberg (Nov. 13) when he also notched a career-high 11 tackles ... 2009: Started six games at corner, including the first five of his career, and had 36 tackles and three pass breakups ... Made eight tackles the first two games and season-high 10 at Allegheny (Oct. 31) ... Recovered key fumble in the third quarter against Denison (Sept. 26), leading to a Wooster touchdown and 19-7 lead ... Returned one kickoff 14 yards ... Prior to Wooster: Played slotback and defensive back during football career at Delaware Hayes High School, which was highlighted by helping Pacers to state playoffs for first time ever as a senior ... Was second-team all-league as a junior ... Also ran track, specializing in the 400 meters ... Personal: Born July 28, 1991 ... Is the son of Mary Ogletree ... Majoring in political science.

CAREER DEFENSIVE STATISTICS

YEAR	G	SOLO	ASST	TACKLES	TFL-YDS	SACK-YDS	QBH	INT-YDS	PD	FR-YDS	FF
2009	8	29	7	36	1.0-2	0.0-0	0	0-0	3	1-0	0
2010	10	42	29	71	1.0-1	0.0-0	1	3-0	10	1-0	0
TOTALS	18	71	36	107	2.0-3	0.0-0	1	3-0	13	2-0	0



Kevin Orris

Class _____ **Senior**
Position _____ **Offensive Lineman**
Height/Weight _____ **6'3"/275**
Hometown _____ **Rocky River, Ohio**
High School _____ **Rocky River**
Major _____ **History**

One of four veterans returning on the offensive line and will likely get the start at right tackle again ... Described as the "definition of a blue-collar guy" and "very physical" by the coaches ... 2010: Second-team all-North Coast Athletic Conference in first year as starting right tackle ... Graded out a team-high 74 percent from the coaching staff and piled up 38 knockdown blocks ... Paved way for Scots to rank third in conference in scoring (25.9 ppg) while averaging 332.9 yards of total offense ... 2009: Played in all 10 games as a member of the special teams' kick protection units ... Also rotated in on the offensive line, playing both guard and tackle ... Received first varsity letter ... 2008: Made five appearances as a freshman ... Prior to Wooster: Second-team all-state selection on the All-Ohio Team (Division III) as an offensive lineman during his senior season at Rocky River High School ... Personal: Born on Sept. 11, 1989 ... Son of Jill Orris ... Majoring in history.



Evan Parker

Class _____ **Sophomore**
Position _____ **Offensive Lineman**
Height/Weight _____ **5'11"/255**
Hometown _____ **Warren, Ohio**
High School _____ **Howland**
Major _____ **Undecided**

Will compete for regular playing time on the offensive line as well as likely serve as the team's longsnapper again ... Possesses great strength, according to the coaches ... 2010: Developed into the punt snapper as a freshman, appearing in each of the last eight games ... Helped the Scots rank 21st in Div. III in net punting (35.0 average) and also wound up as the No. 2 left guard ... Received varsity letter ... Prior to Wooster: Named third-team all-state as a senior offensive lineman at Howland High School ... Also all-district and all-conference in 2009, and voted the Tigers' best offensive lineman ... Two-year letterwinner ... Personal: Born Sept. 22, 1991 ... Son of Kirk and Jennifer Parker ... Is undecided on a major.



Max Plevyak

Class _____ **Junior**
Position _____ **Defensive Lineman**
Height/Weight _____ **5'10"/245**
Hometown _____ **Niles, Ohio**
High School _____ **Niles McKinley**
Major _____ **Anthropology**

Is making the transition to the defensive line, as the coaching staff wants to get him on the field more ... 2010: Entered eight games primarily as a member of the special teams' kick protection units ... Also spent time on the offensive line, finishing as the No. 2 right guard ... Collected first varsity letter ... 2009: Was an offensive lineman for the jayvee team ... Prior to Wooster: First-team all-conference selection and team captain as a senior at Niles McKinley High School ... Competed in track & field for the Red Dragons, too ... Personal: Born on March 2, 1991 ... Is the son of Ken and Vicki Plevyak ... Majoring in anthropology.

CAREER DEFENSIVE STATISTICS

YEAR	G	SOLO	ASST	TACKLES	TFL-YDS	SACK-YDS	QBH	INT-YDS	PD	FR-YDS	FF
2009											
2010											
TOTALS	8	0	0	0	0.0-0	0.0-0	0	0-0	0	0-0	0

RETURNING LETTERWINNERS




Matt Schwenning

Class _____ **Senior**
Position _____ **Defensive End**
Height/Weight _____ **6'2"/210**
Hometown _____ **Barberton, Ohio**
High School _____ **Barberton**
Major _____ **Biology**

Will compete for playing time on the defensive line, likely at the end "rush" position, and continue to serve as a special teams' contributor ... 2010: Appeared in all 10 games, serving as a key member of the Scots' kick coverage units ... Had six tackles on the year, five during kickoffs ... Season-high two tackles came against Hiram (Oct. 30) ... Earned first varsity letter ... 2009: Was a tight end for the jayvee team ... 2008: Member of the jayvee team ... Prior to Wooster: Played tight end primarily at Barberton High School ... Also participated for the Magics' track & field team ... Personal: Born on Oct. 9, 1989 ... Son of Richard and Beth Schwenning ... Majoring in biology.

CAREER DEFENSIVE STATISTICS

YEAR	G	SOLO	ASST	TACKLES	TFL-YDS	SACK-YDS	QBH	INT-YDS	PD	FR-YDS	FF
2008											
2009											
2010	10	5	1	6	0.0-0	0.0-0	0	0-0	0	0-0	0
TOTALS	10	5	1	6	0.0-0	0.0-0	0	0-0	0	0-0	0




Tyler Sinclair

Class _____ **Junior**
Position _____ **Tight End**
Height/Weight _____ **6'5"/220**
Hometown _____ **Parma, Ohio**
High School _____ **Parma Senior**
Major _____ **Communication Studies**

Vying for more action at tight end and will likely continue to play a special teams role ... Possesses the size to excel as a traditional tight end, but also can lineup in the slot, according to the coaching staff ... 2010: Played in all 10 games, serving as the No. 2 tight end, behind all-conference honoree Cameron Daniels, and as a member of the special teams ... Received a varsity letter for his efforts ... 2009: Appeared in one varsity game, while primarily honing his skills with the jayvee's ... Prior to Wooster: Three-year letterwinner as a tight end/defensive end at Parma Senior High School ... Had 12 receptions for 148 yards and two TDs offensively and made 31 tackles, including three sacks, on the defensive side in 2008 ... Also lettered twice in basketball for the Redmen ... Personal: Born Aug. 4, 1990 ... Son of Tom and Linda Sinclair ... Is a communication studies major with a minor in education.

CAREER OFFENSIVE STATISTICS

YEAR	RUSHING							RECEIVING					
	G	ATT	YDS	AVG	TD	LONG	AVG/G	REC	YDS	AVG	TD	LONG	AVG/G
2009	1	0	0	0.0	0	0	0.0	0	0	0.0	0	0	0.0
2010	10	0	0	0.0	0	0	0.0	0	0	0.0	0	0	0.0
TOTALS	11	0	0	0.0	0	0	0.0	0	0	0.0	0	0	0.0



Anthony Steratore

Class _____ **Senior**
Position _____ **Offensive Lineman**
Height/Weight _____ **6'3"/265**
Hometown _____ **Canonsburg, Pa.**
High School _____ **Peters Township**
Major _____ **Biology**

Returning starter at center, a very important position in the Scots' Spread offense ... Is "extremely intelligent" and "knows our system and scheme," according to the coaching staff, as he can make all the line calls ... 2010: Was the team's starting center during training camp, then missed significant time early on due to a back injury before starting the final six games at the position ... Played in nine games overall and was integral member of unit that blocked for third-best rushing offense in the conference (128.4 ypg) ... 2009: Entered nine of 10 games, primarily as a special teams' contributor for kick protection ... Also served as the No. 2 center on the depth chart behind two-time all-conference honoree Josh Clark ... Picked up first varsity letter ... 2008: Appeared in one game as a freshman, while primarily honing his skills with jayvee team ... Prior to Wooster: Offensive lineman for Peters Township High School football team ... Personal: Born on July 9, 1990 ... Is the son of Tony, an NFL official, and Katherine Steratore, and nephew of Gene Steratore, also an NFL official ... Majoring in biology.



RETURNING LETTERWINNERS



Joe Stoffer

Class _____ **Sophomore**
Position _____ **Wide Receiver**
Height/Weight _____ **5'6"/165**
Hometown _____ **Louisville, Ohio**
High School _____ **Louisville**
Major _____ **Business Economics**

Will continue to challenge for playing time at an inside receiver position ... Possesses great quickness and toughness, and catches the ball well, according to the coaches ... 2010: Played in all 10 games with his role steadily expanding as a freshman ... Made four receptions for 30 yards and one touchdown, all coming the final four games ... Season highlights consisted of a six-yard touchdown reception in the second quarter at Case Western Reserve (Oct. 23) and a 19-yard catch against Hiram (Oct. 30) ... Also was the holder for field goals and PATs eight games ... Prior to Wooster: All-district as well as all-league selection as a senior when he had 50 receptions and 400 yards, and also returned punts, at Louisville High School ... Helped the Leopards to a 34-5 record from 2007-09 ... Lettered in wrestling (2) and baseball (3) as well ... Personal: Born on Oct. 3, 1991 ... Is the son of Ben and Emily Stoffer, and Brian and Amy Finnicum ... Plans on majoring in business economics with a minor in political science.

CAREER OFFENSIVE STATISTICS

YEAR	RUSHING						RECEIVING						
	G	ATT	YDS	AVG	TD	LONG	AVG/G	REC	YDS	AVG	TD	LONG	AVG/G
2010	10	2	-1	-0.5	0	3	-0.1	4	30	7.5	1	19	3.0
TOTALS	10	2	-1	-0.5	0	3	-0.1	4	30	7.5	1	19	3.0



Brendon Taylor

Class _____ **Sophomore**
Position _____ **Running Back**
Height/Weight _____ **5'11"/215**
Hometown _____ **Aliquippa, Pa.**
High School _____ **Hopewell**
Major _____ **Undecided**

Provides the Scots a bigger back to complement Robert Flagg ... An "extremely talented athlete" who the coaching staff may move around to get on the field and more involved ... 2010: Was the squad's No. 2 running back and a special teams contributor after making the shift from linebacker during training camp ... Accounted himself very well when given the opportunity, netting 133 rushing yards (3.8 average) and one touchdown on the season ... Score was a one-yard plunge in the first quarter against Kenyon (Nov. 6), while season-high 40 rushing yards came on eight carries against Oberlin (Sept. 18) ... Also registered five tackles ... Prior to Wooster: Two-time all-conference award winner at middle linebacker for Hopewell High School, while combining for 143 tackles as a junior (65) and senior (78) ... Helped lead Vikings to first undefeated season in school history as well as sectional championship in 2009 ... Personal: Born on Jan. 31, 1992 ... Son of Denise Taylor and the late James Taylor ... Undecided on a major.

CAREER OFFENSIVE STATISTICS

YEAR	RUSHING						RECEIVING						
	G	ATT	YDS	AVG	TD	LONG	AVG/G	REC	YDS	AVG	TD	LONG	AVG/G
2010	10	35	133	3.8	1	15	13.3	0	0	0.0	0	0	0.0
TOTALS	10	35	133	3.8	1	15	13.3	0	0	0.0	0	0	0.0



Dan Terhune

Class _____ **Senior**
Position _____ **Defensive Tackle**
Height/Weight _____ **6'0"/260**
Hometown _____ **Chagrin Falls, Ohio**
High School _____ **Orange**
Major _____ **Business Economics**

Preseason first-team All-American (D3football.com) hopes to pick up where he left off last season when he was one of the top defensive players in NCAA Div. III ... Really strong against the run, yet also has the mobility to be an effective inside pass rusher ... "Plays with great energy and effort every single down," according to the coaching staff ... 2010: Earned a spot on D3football.com's All-America Second Team, becoming the Scots' first All-American since 2005 ... Also was first-team all-region and all-North Coast Athletic Conference after leading the league and ranking tied for ninth nationally with 11.0 sacks, a school record for an interior lineman ... Was among the top-40 in Div. III and tied for the most in the NCAC in tackles for loss with 14.5 for 93 yards ... Notched multiple sacks during four games, highlighted by career-high 3.0 as part of seven tackles at No. 22 Wabash (Sept. 11) ... Also had seven tackles against No. 9 Wittenberg (Nov. 13) and a career-high eight against Oberlin (Sept. 18) ... Recorded at least five tackles in six games and 47 overall to rate seventh on the team in that category ... 2009: Had a breakout year, tallying 33 tackles, including 3.0 sacks, and recovering three fumbles as a starter at defensive tackle the last nine games ... Season-high seven tackles came against Denison (Sept. 26) and 1.5 sacks came at Allegheny (Oct. 31) ... NCAC Defensive Player of the Week for six-tackle effort and recovered fumble at Ohio Wesleyan (Sept. 19) ... Also had a fumble recovery on the opening kickoff at Earlham (Oct. 3) and recovered another on the Quakers' initial offensive possession, setting the tone for a Wooster rout ... Blocked a field goal that was returned 75 yards for a touchdown by teammate Hector Clavijo against Oberlin (Nov. 7) ... Earned varsity letter ... 2008: Played in four games as a freshman ... Prior to Wooster: Played both sides of the ball as an end at Orange High School, garnering second-team all-district status for his efforts on offense as a senior ... Personal: Born on Nov. 15, 1989 ... Is the son of Scott and Synthia Terhune ... Majoring in business economics.

CAREER DEFENSIVE STATISTICS

YEAR	G	SOLO	ASST	TACKLES	TFL-YDS	SACK-YDS	QBH	INT-YDS	PD	FR-YDS	FF
2008	4	0	0	0	0-0	0-0	0	0-0	0	0-0	0
2009	10	13	20	33	5.5-23	3.0-17	3	0-0	0	3-0	0
2010	10	18	29	47	14.5-93	11.0-84	6	0-0	1	0-0	0
TOTALS	24	31	49	80	20.0-116	14.0-111	9	0-0	1	3-0	0



RETURNING LETTERWINNERS



Jimmy Tomcufcik

Class _____ **Sophomore**
Position _____ **Running Back**
Height/Weight _____ **5'7"/175**
Hometown _____ **Chagrin Falls, Ohio**
High School _____ **Kenston**
Major _____ **Undecided**

Aiming to become a regular contributor to the Scots' offensive attack ... Possesses tremendous instincts ... 2010: Special teams contributor, while also seeing some action at RB ... Rushed three times for 12 yards and a TD, all coming against Hiram (Oct. 30) ... Score was a six-yard rush towards beginning of fourth quarter ... Varsity letter ... Prior to Wooster: Twice second-team all-conference while at Kenston High School ... Also received honorable mention on the all-county and all-region teams as a senior ... Lettered three times in football and twice in track ... Personal: Born June 30, 1991 ... Son of Paul and Laura Tomcufcik ... Undecided on a major.

CAREER OFFENSIVE STATISTICS

YEAR	RUSHING							RECEIVING						
	G	ATT	YDS	AVG	TD	LONG	AVG/G	REC	YDS	AVG	TD	LONG	AVG/G	
2010	9	3	12	4.0	1	6	1.3	0	0	0.0	0	0	0.0	
TOTALS	9	3	12	4.0	1	6	1.3	0	0	0.0	0	0	0.0	



Taylor Trout

Class _____ **Senior**
Position _____ **Defensive Back/Return Specialist**
Height/Weight _____ **6'0"/180**
Hometown _____ **Nashport, Ohio**
High School _____ **Tri-Valley**
Major _____ **History**

Will be a leader in the secondary, as he'll likely be a three-year starter at CB ... Also expected to handle punt return duties for a fourth season ... Proven to be a game breaker with three career TDs ... 2010: Started at corner all 10 games and registered 36 tackles, three interceptions, and five pass breakups ... Led league in punt return average (5.6 yards) and among top-10 in interceptions and passes defended (8) ... Picked off a pass and returned it 56 yards for a TD against Kenyon (Nov. 6), and added a career-high nine tackles that day ... Intercepted two passes and forced and recovered a fumble, all in the same game at Ohio Wesleyan (Sept. 25) ... 2009: Voted second-team all-conference at DB ... Paced team with three interceptions as well as four breakups, while also tallying 30 tackles and starting six of the last seven games ... Averaged 9.0 yards on punt returns to rank second in the NCAC ... Scored twice, bringing back a punt 55 yards at Allegheny (Oct. 31) and returning an interception 94 yards at Earlham (Oct. 3) ... Season-high five tackles came in three games, including against Wittenberg (Nov. 14) when he also forced and recovered a fumble on a kickoff ... 2008: NCAC leader in punt return average at 10.8 yards ... Also a back-up cornerback ... Averaged 19.0 yards per punt return over last three games (12 attempts), highlighted by setting a team record (min. 3 attempts) with a 29.0 average in finale against Wittenberg (Nov. 15) ... Season-long 71-yarder led to short TD during second quarter of that game ... Prior to Wooster: Earned special mention on the All-Ohio Team twice while at Tri-Valley High School, first as part of Div. III (2006) and then Div. II (2007) ... Also first-team all-district award winner as a DB ... Personal: Born on Nov. 19, 1989 ... Son of Mike and Tracey Trout ... Majoring in history.

CAREER DEFENSIVE STATISTICS

YEAR	G	SOLO	ASST	TACKLES	TFL-YDS	SACK-YDS	QBH	INT-YDS	PD	FR-YDS	FF
2008	9	0	0	0	0.0-0	0.0-0	0	0-0	0	0-0	0
2009	10	19	11	30	1.5-8	0.0-0	0	3-106	4	1-0	1
2010	10	20	16	36	3.0-11	0.0-0	0	3-84	5	1-0	1
TOTALS	29	39	27	66	4.5-19	0.0-0	0	6-190	9	2-0	2



Zack Weidrick

Class _____ **Junior**
Position _____ **Wide Receiver**
Height/Weight _____ **6'0"/170**
Hometown _____ **Akron, Ohio**
High School _____ **Revere**
Major _____ **Business Economics**

Team's top returning outside receiver ... Described by coaching staff as a "very intelligent, savvy player" who "catches the ball extremely well" ... 2010: Transitioned to wide receiver and developed into a reliable target, finishing the year with nine catches for 132 yards ... All but one of those receptions came during last four games ... Converted key first downs with catches of 10 and 13 yards during fourth-quarter drive that resulted in 17-16 Scot lead in game against archrival Wittenberg (Nov. 13) ... Season-high 64 yards came against Hiram (Oct. 30) and three receptions were at Case Western Reserve (Oct. 23) ... 2009: Was a quarterback for the jayvee team ... Prior to Wooster: All-league quarterback and four-year starter in basketball at Revere High School ... Helped lead the Minutemen to records of 6-4 in 2008 and 5-5 in 2007 ... Personal: Born on June 3, 1991 ... Is the son of Rich and Linda Weidrick ... Majoring in business economics.

CAREER OFFENSIVE STATISTICS

YEAR	RUSHING							RECEIVING						
	G	ATT	YDS	AVG	TD	LONG	AVG/G	REC	YDS	AVG	TD	LONG	AVG/G	
2009	- Member of the JV Team -													
2010	10	0	0	0.0	0	0	0.0	9	132	14.7	0	34	13.2	
TOTALS	10	0	0	0.0	0	0	0.0	9	132	14.7	0	34	13.2	



OPPONENT INFORMATION

**GAME
1**

Baldwin-Wallace – Sept. 1, 7:00 p.m., at Wooster, Ohio

General Information

Name ----- Baldwin-Wallace College
 Location ----- Berea, Ohio 44017
 Enrollment ----- 2,900
 Affiliation ----- NCAA Division III
 Conference ----- Ohio Athletic Conference
 Nickname ----- Yellow Jackets
 Colors ----- Brown and Gold
 Stadium (Capacity; Surface) ----- Tressel Field at George Finnie Stadium (7,800; FieldTurf)
 President ----- Richard W. Durst
 Athletic Director ----- Kris A. Diaz
 Athletic Department Phone ----- (440) 826-2184

Coaching Information

Head Coach (Alma Mater) ----- John Snell (Baldwin-Wallace '87)
 Record at Baldwin-Wallace ----- 56-36 (9 Years)
 Career Record ----- 56-36 (9 Years)
 email ----- jsnell@bw.edu
 Office Phone ----- (440) 826-2069
 Asst. Coaches ----- Keith Grabowski (OC/QB), Jim Meyer (DC/DL),
 Tim Gimper (OL), Jamie Fleming (WR/K/P), Mark Jochum (OL), Roy Moore (LB), Bryan Morgan,
 Pat Murphy (LB), Marzell Pink (DL), Mike Smith (OL), Tony Testa (RB), Tom Watts (DB/ST)

Team Information

2010 Overall Record ----- 7-3
 2010 OAC Record/Finish ----- 6-3/3rd of 10
 Basic Offense ----- Spread
 Basic Defense ----- 4-3
 Letterwinners Returning ----- 42 (breakdown not available)
 Letterwinners Lost ----- 16 (breakdown not available)
 Starters Returning ----- 17 (Offense 10, Defense 7, Specialty 0)
 Starters Lost ----- 7 (Offense 1, Defense 4, Specialty 2)

2011 Schedule

Sept. 1 at Wooster 7:00
 Sept. 17 HEIDELBERG* 6:30
 Sept. 24 CAPITAL* 1:30
 Oct. 1 at Marietta* 1:30
 Oct. 8 at Otterbein* 7:00
 Oct. 15 OHIO NORTHERN* 2:00
 Oct. 22 at Wilmington* 1:30
 Oct. 29 MUSKINGUM* 1:30
 Nov. 5 at Mount Union* 1:30
 Nov. 12 JOHN CARROLL* 1:30

* indicates conference games

2010 Results

Sept. 2 WOOSTER W, 38-14
 Sept. 11 CAPITAL* W, 10-7
 Sept. 18 at Heidelberg* W, 35-20
 Oct. 2 MARIETTA* W, 39-9
 Oct. 9 OTTERBEIN* W, 35-34
 Oct. 16 at Ohio Northern* L, 21-41
 Oct. 23 WILMINGTON* W, 38-0
 Oct. 30 at Muskingum* W, 27-16
 Nov. 6 MOUNT UNION* L, 13-41
 Nov. 13 at John Carroll* L, 28-31

Sports Information

Sports Information Director ----- Kevin Ruple
 email ----- kruple@bw.edu
 Office Phone ----- (440) 826-2327
 Cell Phone ----- (440) 799-7594
 Office Fax ----- (440) 826-2329
 Press Box Phone ----- (440) 826-2449, 2451, 2452
 Website ----- www.bw.edu/athletics



Head Coach John Snell

Series Information

Series Record ----- Baldwin-Wallace leads 10-8-1
 Current Streak ----- Baldwin-Wallace has won last eight meetings
 Record at Wooster ----- Wooster leads 3-2-1*
 Record at Baldwin-Wallace ----- Baldwin-Wallace leads 8-2-0*
 Biggest Wooster Win (Score; Date) ----- 57 points (57-0; 1919)
 Biggest Baldwin-Wallace Win (Score; Date) ----- 57 points (57-0; Nov. 23, 1935)

Game-By-Game Results

2010 ----- BALDWIN-WALLACE 38, Wooster 14
 1983 ----- BALDWIN-WALLACE 35, Wooster 16
 1982 ----- BALDWIN-WALLACE 17, Wooster 3
 1975 ----- BALDWIN-WALLACE 40, Wooster 7
 1974 ----- BALDWIN-WALLACE 35, Wooster 6
 1973 ----- BALDWIN-WALLACE 43, Wooster 20
 1972 ----- Baldwin-Wallace 14, WOOSTER 13
 1945 ----- BALDWIN-WALLACE 57, Wooster 6
 1944 ----- Baldwin-Wallace 20, WOOSTER 20
 1943 ----- BALDWIN-WALLACE 25, Wooster 7
 1935 ----- Baldwin-Wallace 57, WOOSTER 0
 1930 ----- WOOSTER 33, Baldwin-Wallace 0
 1920 ----- Wooster 21, BALDWIN-WALLACE 0
 1919 ----- Wooster 57, Baldwin-Wallace 0*
 1918 ----- Wooster 13, BALDWIN-WALLACE 6
 1917 ----- WOOSTER 37, Baldwin-Wallace 0
 1905 ----- Wooster 56, Baldwin-Wallace 0*
 1903 ----- WOOSTER 33, Baldwin-Wallace 0

CAPS indicate home team

* indicates 2 games in which site is not available

OPPONENT INFORMATION

GAME
2

Wabash – Sept. 10, 1:00 p.m., at Wooster, Ohio

General Information

Name ----- Wabash College
 Location ----- Crawfordsville, Ind. 47933
 Enrollment ----- 900 (men only)
 Affiliation ----- NCAA Division III
 Conference ----- North Coast Athletic Conference
 Nickname ----- Little Giants
 Colors ----- Scarlet and White
 Stadium (Capacity; Surface) Hollett Little Giant Stadium (5,000; FieldTurf)
 President ----- Dr. Patrick E. White
 Athletic Director ----- Joe Haklin
 Athletic Department Phone ----- (765) 361-6220

Coaching Information

Head Coach (Alma Mater) ----- Erik Raeburn (Mount Union '94)
 Record at Wabash ----- 27-6 (3 Years)
 Career Record ----- 84-32 (11 Years)
 email ----- raeburne@wabash.edu
 Office Phone ----- (765) 361-6300
 Asst. Coaches ----- BJ Hammer (DC/DL), Josh Hoeg (OC/QB),
 Matt Kraft (LB), Ryan Larsen (WR), Steve Rogers (ST/DB),
 Blair Schlicher (TE), Micah Smith (RB), Mike Warren (DB)

Team Information

2010 Overall Record ----- 8-2
 2010 NCAC Record/Finish ----- 5-1/2nd of 9
 Basic Offense ----- Multiple, Single Back
 Basic Defense ----- 4-3
 Letterwinners Returning ----- 30 (Offense 18, Defense 11, Specialty 1)
 Letterwinners Lost ----- 21 (Offense 7, Defense 12, Specialty 2)
 Starters Returning ----- 15 (Offense 9, Defense 5, Specialty 1)
 Starters Lost ----- 9 (Offense 2, Defense 6, Specialty 1)

2011 Schedule

Sept. 10 at Wooster* 1:00
 Sept. 17 OHIO WESLEYAN* 1:00
 Sept. 24 at Chicago Noon (CT)
 Oct. 1 KENYON 2:00
 Oct. 8 WASH. U.-ST. LOUIS 1:00
 Oct. 15 at Oberlin* 1:00
 Oct. 22 DENISON* 1:00
 Oct. 29 at Allegheny* 1:00
 Nov. 5 WITTENBERG* 1:00
 Nov. 12 at DePauw 1:07

* indicates conference games

2010 Results

Sept. 11 WOOSTER W, 21-17
 Sept. 18 at Ohio Wesleyan* W, 45-21
 Sept. 25 CHICAGO W, 31-14
 Oct. 2 at Kenyon* W, 40-3
 Oct. 9 at Wash. U.-St. Louis L, 20-24
 Oct. 16 OBERLIN* W, 42-21
 Oct. 23 at Denison* W, 55-20
 Oct. 30 ALLEGHENY* W, 20-3
 Nov. 6 at Wittenberg* L, 17-34
 Nov. 13 DEPAUW W, 47-0

Sports Information

Sports Information Director ----- R. Brent Harris
 email ----- harrish@wabash.edu
 Office Phone ----- (765) 361-6100
 Cell Phone ----- (765) 376-9689
 Office Fax ----- (765) 361-6424
 Press Box Phone ----- (765) 361-6268
 Website ----- http://sports.wabash.edu



Head Coach Erik Raeburn

Series Information

Series Record ----- Wabash leads 13-2-0
 Current Streak ----- Wabash has won last six meetings
 Record at Wooster ----- Wabash leads 6-1-0
 Record at Wabash ----- Wabash leads 7-1-0
 Biggest Wooster Win (Score; Date) ----- 16 points (23-7; Nov. 1, 2003)
 Biggest Wabash Win (Score; Date) ----- 34 points (44-10; Oct. 15, 2005)

Game-By-Game Results

2010 ----- WABASH 21, Wooster 17
 2009 ----- Wabash 37, WOOSTER 27
 2008 ----- WABASH 45, Wooster 24
 2007 ----- Wabash 21, WOOSTER 10
 2006 ----- WABASH 20, Wooster 10
 2005 ----- Wabash 44, WOOSTER 10
 2004 ----- Wooster 33, WABASH 30
 2003 ----- WOOSTER 23, Wabash 7
 2002 ----- WABASH 42, Wooster 22
 2001 ----- WABASH 35, Wooster 7
 2000 ----- Wabash 20, WOOSTER 15
 1985 ----- Wabash 27, WOOSTER 0
 1984 ----- WABASH 33, Wooster 9
 1945 ----- Wabash 35, WOOSTER 19
 1944 ----- WABASH 27, Wooster 0

CAPS indicate home team

OPPONENT INFORMATION

GAME
3

Oberlin – Sept. 17, 1:00 p.m., at Oberlin, Ohio

General Information

Name -----Oberlin College
 Location -----Oberlin, Ohio 44074
 Enrollment -----2,800
 Affiliation -----NCAA Division III
 Conference -----North Coast Athletic Conference
 Nickname -----Yeomen
 Colors -----Crimson and Gold
 Stadium (Capacity; Surface) -----Savage Stadium (3,500; Grass)
 President -----Marvin Krislov
 Athletic Director -----William Roth
 Athletic Department Phone -----(440) 775-8500

Coaching Information

Head Coach (Alma Mater) -----Jeff Ramsey (California-Davis '83)
 Record at Oberlin -----32-88 (12 Years)
 Career Record -----32-88 (12 Years)
 email -----jeff.ramsey@oberlin.edu
 Office Phone -----(440) 775-8968
 Asst. Coaches -----Alan Estep (Assoc. HC/OC),
 Jehu Anderson (DB), Joel Houston (DL), Mike Law (RB),
 Greg Mangan (QB), Vorris Mays (LB), Adam Sopkovich (WR)

Team Information

2010 Overall Record -----4-6
 2010 NCAC Record/Finish -----3-3/5th of 9
 Basic Offense -----Spread
 Basic Defense -----5-2 Stack
 Letterwinners Returning -----41 (Offense 18, Defense 17, Specialty 6)
 Letterwinners Lost -----14 (Offense 6, Defense 7, Specialty 1)
 Starters Returning -----13 (Offense 7, Defense 5, Specialty 1)
 Starters Lost -----11 (Offense 4, Defense 6, Specialty 1)

2011 Schedule

Sept. 3 KENYON 1:00
 Sept. 17 WOOSTER 1:00
 Sept. 24 HIRAM* 1:00
 Oct. 1 at Wittenberg* 1:00
 Oct. 8 at Case West. Reserve 6:00
 Oct. 15 WABASH* 1:00
 Oct. 22 WASH. U.-ST. LOUIS 1:00
 Oct. 29 at Denison* 2:00
 Nov. 5 at Ohio Wesleyan* 1:00
 Nov. 12 at Allegheny* 1:00
 * indicates conference games

2010 Results

Sept. 4 at Kenyon W, 29-26 (ot)
 Sept. 18 at Wooster* L, 14-31
 Sept. 25 at Hiram* W, 47-21
 Oct. 2 WITTENBERG* L, 21-27
 Oct. 9 CASE WEST. RESERVE L, 36-48
 Oct. 16 at Wabash* L, 21-42
 Oct. 23 at Wash. U. -St. Louis L, 7-21
 Oct. 30 DENISON* W, 20-10
 Nov. 6 OHIO WESLEYAN* W, 16-12
 Nov. 13 ALLEGHENY L, 14-17

Sports Information

Assistant A.D. for Communications -----Mike Mancini
 email -----mike.mancini@oberlin.edu
 Office Phone -----(440) 775-8503
 Cell Phone -----(440) 935-6843
 Office Fax -----(440) 775-8957
 Press Box Phone -----(440) 775-8006
 Website -----www.goyeo.com



Head Coach Jeff Ramsey

Series Information

Series Record -----Wooster leads 64-22-2
 Current Streak -----Wooster has won last five meetings
 Record at Wooster -----Wooster leads 26-5-0*
 Record at Oberlin -----Wooster leads 30-6-0*
 Biggest Wooster Win (Score; Date) -----71 points (71-0; Oct. 9, 1999)
 Biggest Oberlin Win (Score; Date) -----56 points (58-2; Nov. 18, 1950)

Game-By-Game Results

2010 -----WOOSTER 31, Oberlin 14	1955 -----WOOSTER 47, Oberlin 6
2009 -----WOOSTER 52, Oberlin 7	1954 -----Wooster 26, OBERLIN 12
2008 -----Wooster 27, OBERLIN 7	1953 -----WOOSTER 34, Oberlin 3
2005 -----Wooster 20, OBERLIN 19	1952 -----Wooster 39, OBERLIN 7
2004 -----WOOSTER 59, Oberlin 13	1951 -----WOOSTER 47, Oberlin 14
2003 -----OBERLIN 14, Wooster 7	1950 -----OBERLIN 58, Wooster 2
2002 -----WOOSTER 49, Oberlin 10	1949 -----WOOSTER 21, Oberlin 20
2001 -----WOOSTER 28, Oberlin 0	1948 -----Wooster 19, OBERLIN 13
2000 -----Wooster 34, OBERLIN 0	1947 -----WOOSTER 20, Oberlin 7
1999 -----Wooster 71, OBERLIN 0	1946 -----OBERLIN 23, Wooster 0
1998 -----WOOSTER 55, Oberlin 8	1944 -----WOOSTER 27, Oberlin 20
1997 -----Wooster 77, OBERLIN 28	1943 -----Oberlin 46, WOOSTER 0
1996 -----WOOSTER 31, Oberlin 13	1942 -----OBERLIN 21, Wooster 7
1995 -----Wooster 27, OBERLIN 0	1941 -----WOOSTER 9, Oberlin 6
1994 -----WOOSTER 24, Oberlin 0	1940 -----Wooster 14, OBERLIN 0
1993 -----WOOSTER 31, Oberlin 3	1939 -----WOOSTER 19, Oberlin 14
1992 -----Wooster 45, OBERLIN 14	1938 -----Wooster 14, OBERLIN 12
1991 -----WOOSTER 27, Oberlin 12	1937 -----WOOSTER 32, Oberlin 7
1990 -----Wooster 40, OBERLIN 14	1936 -----Wooster 26, OBERLIN 0
1988 -----Wooster 30, OBERLIN 6	1935 -----WOOSTER 0, Oberlin 0
1987 -----Wooster 14, OBERLIN 8	1934 -----Wooster 25, Oberlin 0*
1986 -----Wooster 8, OBERLIN 3	1933 -----Wooster 6, Oberlin 0*
1985 -----OBERLIN 19, Wooster 13	1932 -----Wooster 6, Oberlin 0*
1984 -----Oberlin 15, WOOSTER 14	1931 -----Oberlin 14, Wooster 13*
1981 -----Wooster 26, OBERLIN 3	1930 -----Wooster 14, Oberlin 12*
1980 -----WOOSTER 55, Oberlin 0	1929 -----WOOSTER 27, Oberlin 0
1979 -----Wooster 41, OBERLIN 0	1928 -----Wooster 0, OBERLIN 0
1978 -----WOOSTER 56, Oberlin 0	1927 -----Oberlin 7, Wooster 0*
1970 -----Wooster 9, OBERLIN 6	1926 -----Oberlin 6, Wooster 0*
1969 -----Wooster 42, OBERLIN 13	1925 -----Oberlin 13, Wooster 0*
1968 -----Wooster 23, OBERLIN 21	1921 -----Oberlin 14, Wooster 6*
1967 -----WOOSTER 56, Oberlin 0	1920 -----Wooster 19, Oberlin 0*
1966 -----OBERLIN 14, Wooster 13	1915 -----Oberlin 49, Wooster 0*
1965 -----WOOSTER 36, Oberlin 9	1914 -----Oberlin 22, Wooster 6*
1964 -----Wooster 20, OBERLIN 0	1912 -----Oberlin 27, Wooster 6*
1963 -----Oberlin 14, WOOSTER 13	1911 -----Oberlin 20, WOOSTER 0
1962 -----Wooster 21, OBERLIN 13	1910 -----Oberlin 20, Wooster 0*
1961 -----Wooster 22, OBERLIN 7	1907 -----Oberlin 28, Wooster 10*
1960 -----Wooster 35, OBERLIN 9	1906 -----Wooster 13, Oberlin 0*
1959 -----WOOSTER 38, Oberlin 14	1905 -----Wooster 10, Oberlin 5*
1958 -----Wooster 28, OBERLIN 0	1904 -----Oberlin 6, Wooster 0*
1957 -----WOOSTER 35, Oberlin 6	1903 -----Oberlin 30, Wooster 0*
1956 -----Wooster 59, Oberlin 0	

CAPS indicates home team

OPPONENT INFORMATION

GAME 4 Ohio Wesleyan – Sept. 24, 7:30 p.m., at Wooster, Ohio

General Information

Name -----Ohio Wesleyan University
 Location -----Delaware, Ohio 43015
 Enrollment -----1,895
 Affiliation -----NCAA Division III
 Conference -----North Coast Athletic Conference
 Nickname -----Battling Bishops
 Colors -----Red and Black
 Stadium (Capacity; Surface) -----Selby Field (9,100; OmniGrass)
 President -----Dr. Rock Jones
 Athletic Director -----Roger Ingles
 Athletic Department Phone -----(740) 368-3725

Coaching Information

Head Coach (Alma Mater) -----Mike Hollway, Ph.D. (Michigan '74)
 Record at Ohio Wesleyan -----135-104-1 (24 Years)
 Career Record -----146-131-2 (28 Years)
 email -----mchollwa@owu.edu
 Office Phone -----(740) 368-3732
 Asst. Coaches -----Pat Delaney (DC),
 Grant Chamberlain (DL), Denny Compston (DB), Mike DeLauder (OL), Mike Giasi (TE),
 Marc Huddleston (RB), Mike Ward (SE), Rob Wikel (DE), Paul Williams (QB)

Team Information

2010 Overall Record -----2-8
 2010 NCAC Record/Finish -----2-4/T-6th of 9
 Basic Offense -----Spread
 Basic Defense -----4-3
 Letterwinners Returning -----31 (Offense 15, Defense 15, Specialty 1)
 Letterwinners Lost -----17 (Offense 11, Defense 6, Specialty 0)
 Starters Returning -----17 (Offense 8, Defense 8, Specialty 1)
 Starters Lost -----7 (Offense 3, Defense 3, Specialty 1)

2011 Schedule

Sept. 3 DENISON 7:00
 Sept. 10 WITTENBERG* 7:00
 Sept. 17 at Wabash* 1:00
 Sept. 24 at Wooster* 7:00
 Oct. 1 CHICAGO 1:00
 Oct. 8 at Carnegie Mellon 7:00
 Oct. 22 DEPAUW 1:00
 Oct. 29 at Kenyon* 1:00
 Nov. 5 OBERLIN* 1:00
 Nov. 12 at Hiram* 1:00

* indicates conference games

2010 Results

Sept. 4 at Denison L, 6-21
 Sept. 11 at Wittenberg* L, 0-52
 Sept. 18 WABASH* L, 21-45
 Sept. 25 WOOSTER L, 13-22
 Oct. 2 at Chicago L, 6-30
 Oct. 9 CARNEGIE MELLON L, 23-35
 Oct. 23 at Allegheny* L, 21-41
 Oct. 30 KENYON* W, 30-14
 Nov. 6 at Oberlin* L, 12-16
 Nov. 13 HIRAM* W, 47-24

Sports Information

Sports Information Director -----Mark Beckenbach
 email -----mlbecken@owu.edu
 Office Phone -----(740) 368-3340
 Home Phone -----(614) 798-9989
 Office Fax -----(740) 368-3332
 Press Box Phone -----(740) 368-3346
 Website -----http://bishops.owu.edu/



Head Coach Mike Hollway

Series Information

Series Record -----Wooster leads 28-27-0
 Current Streak -----Wooster has won last five meetings
 Record at Wooster -----Wooster leads 12-9-0*
 Record at Ohio Wesleyan -----Wooster leads 12-11-0*
 Biggest Wooster Win (Score; Date) -----45 points (45-0; Sept. 27, 1980)
 Biggest Ohio Wesleyan Win (Score; Date) --58 points (58-0; Sept. 28, 1991)

Game-By-Game Results

2010 --Wooster 22, OHIO WESLEYAN 13	1971 ----Ohio Wesleyan 16, WOOSTER 0
2009 --Wooster 37, OHIO WESLEYAN 20	1970 ----WOOSTER 14, Ohio Wesleyan 13
2008 ----WOOSTER 20, Ohio Wesleyan 2	1969 ----Ohio Wesleyan 21, WOOSTER 0
2007 ----WOOSTER 13, Ohio Wesleyan 9	1968 ----OHIO WESLEYAN 43, Wooster 7
2006 ----Wooster 24, OHIO WESLEYAN 0	1961 ----WOOSTER 22, Ohio Wesleyan 9
2005 ----Ohio Wesleyan 21, WOOSTER 7	1960 ----Ohio Wesleyan 11, WOOSTER 3
2004 ----Wooster 24, OHIO WESLEYAN 6	1957 ----OHIO WESLEYAN 16, Wooster 14
2003 ----WOOSTER 37, Ohio Wesleyan 7	1956 ----WOOSTER 35, Ohio Wesleyan 2
2002 --Wooster 37, OHIO WESLEYAN 14	1943 --Wooster 22, OHIO WESLEYAN 14
2001 --OHIO WESLEYAN 36, Wooster 30	1943 ----Ohio Wesleyan 21, WOOSTER 13
2000 ----WOOSTER 21, Ohio Wesleyan 14	1928 ----Ohio Wesleyan 45, WOOSTER 6
1999 --OHIO WESLEYAN 14, Wooster 11	1927 --OHIO WESLEYAN 14, Wooster 9*
1998 ----WOOSTER 20, Ohio Wesleyan 7	1926 ----WOOSTER 23, Ohio Wesleyan 7*
1997 --Wooster 28, OHIO WESLEYAN 14	1915 ----Wooster 21, Ohio Wesleyan 7*
1996 ----WOOSTER 35, Ohio Wesleyan 7	1914 ----Ohio Wesleyan 54, Wooster 6*
1995 ----Ohio Wesleyan 34, WOOSTER 7	1913 ----Wooster 7, Ohio Wesleyan 6*
1994 --OHIO WESLEYAN 21, Wooster 10	1912 ----Ohio Wesleyan 20, Wooster 7*
1993 ----Ohio Wesleyan 48, WOOSTER 0	1910 ----Ohio Wesleyan 29, Wooster 0*
1992 --OHIO WESLEYAN 41, Wooster 12	1909 ----Ohio Wesleyan 17, Wooster 0*
1991 ----Ohio Wesleyan 58, WOOSTER 0	1908 ----Ohio Wesleyan 22, Wooster 6*
1990 --OHIO WESLEYAN 41, Wooster 0	1907 ----Wooster 12, Ohio Wesleyan 5*
1989 --WOOSTER 28, Ohio Wesleyan 19	1906 ----Wooster 2, Ohio Wesleyan 0*
1988 --OHIO WESLEYAN 22, Wooster 20	1905 ----Wooster 18, Ohio Wesleyan 11*
1987 ----Wooster 7, OHIO WESLEYAN 3	1901 ----Ohio Wesleyan 28, Wooster 0*
1986 ----WOOSTER 16, Ohio Wesleyan 6	
1985 --Wooster 18, OHIO WESLEYAN 3	
1984 --OHIO WESLEYAN 23, Wooster 7	
1983 --Wooster 17, OHIO WESLEYAN 15	
1982 --OHIO WESLEYAN 32, Wooster 7	
1981 --Wooster 20, OHIO WESLEYAN 14	
1980 ----WOOSTER 45, Ohio Wesleyan 0	

CAPS indicates home team

* indicates 11 games in which site is not available

OPPONENT INFORMATION

GAME
5

Denison – Oct. 1, 1:00 p.m., at Wooster, Ohio

General Information

Name -----Denison University
 Location -----Granville, Ohio 43023
 Enrollment -----2,100
 Affiliation -----NCAA Division III
 Conference -----North Coast Athletic Conference
 Nickname -----Big Red
 Colors -----Red and White
 Stadium (Capacity; Surface) -----Deeds Field-Piper Stadium (3,000; FieldTurf)
 President -----Dr. Dale Knobel
 Athletic Director -----Nan Carney-DeBord
 Athletic Department Phone -----(740) 587-6580

Coaching Information

Head Coach (Alma Mater) -----Jack Hatem (Rio Grande '82)
 Record at Denison -----4-6 (1 Year)
 Career Record -----4-6 (1 Year)
 email -----hatemj@denison.edu
 Office Phone -----(740) 587-6604
 Asst. Coaches -----Zack Brent (DC),
 Jeff Buchanan (DB), Jim Cope (WR), Austin Holter (QB),
 Frank Little (OL), Gary Sitler (K/P), Joe Ulrey (DL), Mark Watts (ILB)

Team Information

2010 Overall Record -----4-6
 2010 NCAC Record/Finish -----2-4/T-6th of 9
 Basic Offense -----Multiple
 Basic Defense -----4-2-5
 Letterwinners Returning -----55 (Offense 24, Defense 29, Specialty 2)
 Letterwinners Lost -----22 (Offense 14, Defense 7, Specialty 1)
 Starters Returning -----16 (Offense 6, Defense 9, Specialty 1)
 Starters Lost -----8 (Offense 5, Defense 2, Specialty 1)

2011 Schedule

Sept. 3 at Ohio Wesleyan 7:00
 Sept. 10 at Earlham 1:30
 Sept. 17 HIRAM* 7:00
 Sept. 24 CASE WEST. RESERVE 1:00
 Oct. 1 at Wooster* 1:00
 Oct. 8 CHICAGO 1:00
 Oct. 15 at Allegheny* 1:00
 Oct. 22 at Wabash* 1:00
 Oct. 29 OBERLIN* 1:00
 Nov. 12 KENYON* 1:00

* indicates conference games

2010 Results

Sept. 4 OHIO WESLEYAN W, 21-6
 Sept. 11 EARLHAM W, 41-20
 Sept. 18 at Hiram* W, 31-24
 Sept. 25 at Case West. ReserveL, 7-37
 Oct. 2 WOOSTER* L, 28-38
 Oct. 9 at Chicago L, 7-36
 Oct. 16 ALLEGHENY* L, 16-17
 Oct. 23 WABASH* L, 20-55
 Oct. 30 at Oberlin* L, 10-20
 Nov. 13 at Kenyon* W, 27-7

Sports Information

Sports Information Director -----Craig Hicks
 email -----hicksc@denison.edu
 Office Phone -----(740) 587-6546
 Cell Phone -----(419) 651-4698
 Office Fax -----(740) 587-6362
 Press Box Phone -----(740) 587-6708
 Website -----www.denisonbigred.com



Head Coach Jack Hatem

Series Information

Series Record -----Wooster leads 39-33-7
 Current Streak -----Wooster has won last 10 meetings
 Record at Wooster -----Wooster leads 15-13-2*
 Record at Denison -----Wooster leads 13-12-1*
 Biggest Wooster Win (Score, Date) -----58 points (58-0; 1890)*
 Biggest Denison Win (Score, Date) -----46 points (46-0; Oct. 14, 1950)

Game-By-Game Results

2010 -----Wooster 38, DENISON 28	1952 -----WOOSTER 28, Denison 14
2009 -----WOOSTER 26, Denison 7	1951 -----DENISON 38, Wooster 6
2008 -----Wooster 21, DENISON 10	1950 -----Denison 46, WOOSTER 0
2003 -----WOOSTER 59, Denison 3	1949 -----Wooster 21, DENISON 20
2002 -----Wooster 56, DENISON 7	1948 -----Denison 27, WOOSTER 0
1999 -----WOOSTER 45, Denison 0	1947 -----DENISON 28, Wooster 0
1998 -----Wooster 16, DENISON 7	1946 -----WOOSTER 21, Denison 0
1997 -----WOOSTER 45, DENISON 22	1945 -----DENISON 13, Wooster 6
1996 -----Wooster 41, DENISON 12	1942 -----WOOSTER 26, Denison 0
1995 -----WOOSTER 10, Denison 7	1941 -----Wooster 10, DENISON 2
1994 -----Denison 13, WOOSTER 3	1940 -----Denison 7, WOOSTER 7
1993 -----DENISON 3, Wooster 0	1939 -----DENISON 40, Wooster 6
1992 -----Denison 14, WOOSTER 14	1938 -----WOOSTER 10, Denison 0
1991 -----DENISON 21, Wooster 20	1937 -----Wooster 12, DENISON 6
1990 -----Denison 24, WOOSTER 12	1933 -----Denison 0, Wooster 0*
1989 -----DENISON 27, Wooster 0	1932 -----Wooster 7, Denison 6*
1988 -----Denison 34, WOOSTER 21	1931 -----Wooster 12, Denison 6*
1987 -----Denison 21, WOOSTER 20	1930 -----Denison 12, Wooster 0*
1986 -----Denison 7, WOOSTER 0	1926 -----Wooster 9, Denison 0*
1985 -----DENISON 63, Wooster 21	1925 -----Wooster 13, Denison 7*
1984 -----Denison 13, WOOSTER 11	1924 -----Wooster 3, Denison 0*
1981 -----WOOSTER 24, Denison 18	1923 -----Wooster 32, Denison 0*
1980 -----Wooster 14, DENISON 14	1922 -----Denison 10, Wooster 0*
1971 -----Wooster 16, DENISON 14	1921 -----Wooster 31, Denison 0*
1970 -----WOOSTER 25, Denison 0	1912 -----Denison 3, Wooster 3*
1969 -----DENISON 21, Wooster 7	1911 -----Denison 6, Wooster 5*
1968 -----WOOSTER 28, Denison 0	1910 -----Denison 0, Wooster 0*
1967 -----Wooster 10, DENISON 8	1909 -----Denison 23, Wooster 6*
1966 -----Denison 28, WOOSTER 7	1908 -----Denison 24, Wooster 0*
1965 -----Denison 20, WOOSTER 6	1906 -----Wooster 15, Denison 0*
1964 -----Denison 7, WOOSTER 0	1904 -----Denison 23, Wooster 0*
1963 -----DENISON 6, Wooster 0	1903 -----Denison 17, Wooster 6*
1962 -----Denison 9, WOOSTER 7	1902 -----Denison 6, Wooster 6*
1961 -----Wooster 3, DENISON 0	1901 -----Denison 12, Wooster 0*
1960 -----WOOSTER 41, Denison 12	1890 -----Wooster 58, Denison 0*
1959 -----Wooster 22, DENISON 15	1889 -----Wooster 50, Denison 0*
1958 -----WOOSTER 27, Denison 8	1889 -----Wooster 48, Denison 0*
1957 -----DENISON 20, Wooster 13	
1956 -----WOOSTER 19, Denison 7	
1955 -----Wooster 21, DENISON 19	
1954 -----Denison 14, WOOSTER 0	
1953 -----DENISON 26, Wooster 16	

CAPS indicates home team
 * indicates 23 games in which site is not available

OPPONENT INFORMATION

GAME
6

Washington-St. Louis – Oct. 15, 1:00 p.m. (CT), at St. Louis, Mo.

General Information

Name ----- Washington University
 Location ----- St. Louis, Mo. 63130
 Enrollment (undergraduate) ----- 7,000
 Affiliation ----- NCAA Division III
 Conference ----- University Athletic Association
 Nickname ----- Bears
 Colors ----- Red and Green
 Stadium (Capacity; Surface) ----- Francis Field (3,300; Field Turf)
 Chancellor ----- Mark S. Wrighton
 Athletic Director ----- John Schael
 Athletic Department Phone ----- (314) 935-5220

Coaching Information

Head Coach (Alma Mater) ----- Larry Kindborn (Kalamazoo '74)
 Record at Washington-St. Louis ----- 137-83 (22 Years)
 Career Record ----- 165-113-1 (27 Years)
 email ----- larryki@wustl.edu
 Office Phone ----- (314) 935-7308
 Asst. Coaches ----- Brian Allen (DC), Scott Mueller (OC/OL),
 Brett Fischer (WR), Kerman Mason (DB),
 Jim Ryan (DL), Dennis Snep (RB)

Team Information

2010 Overall Record ----- 7-3
 2010 UAA Record/Finish ----- 2-1/2nd of 4
 Basic Offense ----- Multiple
 Basic Defense ----- 4-3
 Letterwinners Returning ----- 72 (breakdown not available)
 Letterwinners Lost ----- 24 (breakdown not available)
 Starters Returning ----- 16 (Offense 6, Defense 6, Specialty 4)
 Starters Lost ----- 12 (Offense 5, Defense 5, Specialty 2)

2011 Schedule

Sept. 3 at Knox 1:00 (CT)
 Sept. 10 RHODES 1:00 (CT)
 Sept. 17 WITTENBERG 1:00 (CT)
 Sept. 24 at North Park 1:00 (CT)
 Oct. 8 at Wabash 1:00
 Oct. 15 WOOSTER 1:00 (CT)
 Oct. 22 at Oberlin 1:00
 Oct. 29 at Carnegie Mellon* Noon
 Nov. 5 CASE WEST. RESERVE* Noon (CT)
 Nov. 12 CHICAGO Noon (CT)

* indicates conference games

2010 Results

Sept. 4 KNOX W, 34-3
 Sept. 11 at Rhodes L, 10-14
 Sept. 18 at Wittenberg L, 7-37
 Sept. 25 WESTMINSTER (MO.) W, 36-6
 Oct. 9 WABASH W, 24-20
 Oct. 16 at Wooster W, 14-13
 Oct. 23 OBERLIN W, 21-7
 Oct. 30 CARNEGIE MELLON* W, 20-13 (ot)
 Nov. 6 at Case West. Reserve* W, 14-13
 Nov. 13 at Chicago* L, 10-13

Sports Information

Sports Information Director ----- Chris Mitchell
 email ----- mitchell@wustl.edu
 Office Phone ----- (314) 935-5077
 Cell Phone ----- (618) 560-9280
 Office Fax ----- (314) 935-4600
 Press Box Phone ----- (314) 935-7116
 Website ----- <http://bearsports.wustl.edu>



Head Coach Larry Kindborn

Series Information

Series Record ----- Wooster leads 2-1
 Current Streak ----- Washington-St. Louis won last meeting
 Record at Wooster ----- Tied 1-1
 Record at Washington-St. Louis ----- Wooster leads 1-0
 Biggest Wooster Win (Score; Date) ----- 25 points (38-13; Oct. 18, 2008)
 Biggest Washington-St. Louis Win (Score; Date) ----- 1 point (14-13; Oct. 16, 2010)

Game-By-Game Results

2010 ----- Wash. U. 14, WOOSTER 13
 2009 ----- Wooster 24, WASH. U. 20
 2008 ----- WOOSTER 38, Wash. U. 13

CAPS indicate home team

OPPONENT INFORMATION

GAME
7

Case Western Reserve – Oct. 22, 1:00 p.m., at Wooster, Ohio

General Information

Name ----- Case Western Reserve University
 Location ----- Cleveland, Ohio 44106
 Enrollment (undergraduate) ----- 4,227
 Affiliation ----- NCAA Division III
 Conference ----- University Athletic Association
 Nickname ----- Spartans
 Colors ----- Royal Blue, Gray, and White
 Stadium (Capacity; Surface) ----- Case Field (2,400; Field Turf)
 President ----- Barbara R. Snyder
 Athletic Director ----- Dave Diles
 Athletic Department Phone ----- (216) 368-2420 or 2867

Coaching Information

Head Coach (Alma Mater) ----- Greg Debeljak (John Carroll '88)
 Record at Case Reserve ----- 52-22 (7 Years)
 Career Record ----- 52-22 (7 Years)
 email ----- greg.debeljak@case.edu
 Office Phone ----- (216) 368-2864
 Asst. Coaches ----- Marcus Macalla (Asst. HC/DC), Dereck Slesh (OC),
 Joey Baum (QB), Billy Deitmen (RB), Mickey Iliano (OL), Mike Jones (CB),
 Jim Michals (OLB), Vic Preisel (WR), Jerry Schuplinski (ST/LB), Ben Taylor (DL)

Team Information

2010 Overall Record ----- 8-2
 2010 UAA Record/Finish ----- 1-2/3rd of 4
 Basic Offense ----- Multiple
 Basic Defense ----- 4-2-5
 Letterwinners Returning ----- 32 (breakdown not available)
 Letterwinners Lost ----- 15 (breakdown not available)
 Starters Returning ----- 13 (Offense 4, Defense 8, Specialty 1)
 Starters Lost ----- 12 (Offense 8, Defense 3, Specialty 1)

2011 Schedule

Sept. 3 at John Carroll 7:00
 Sept. 10 ROCHESTER 7:00
 Sept. 24 at Denison 1:00
 Oct. 1 at Allegheny 1:00
 Oct. 8 OBERLIN 6:00
 Oct. 15 HIRAM 1:00
 Oct. 22 at Wooster 1:00
 Oct. 29 CHICAGO* Noon
 Nov. 5 at Wash. U.-St. Louis* Noon (CT)
 Nov. 12 at Carnegie Mellon* 2:00
 * indicates conference games

2010 Results

Sept. 4 JOHN CARROLL W, 30-13
 Sept. 11 at Rochester W, 14-10
 Sept. 25 DENISON W, 37-7
 Oct. 2 ALLEGHENY W, 24-23 (ot)
 Oct. 9 at Oberlin W, 48-36
 Oct. 16 at Hiram W, 41-0
 Oct. 23 WOOSTER W, 28-14
 Oct. 30 at Chicago* L, 20-24
 Nov. 6 WASH. U.-ST. LOUIS* L, 13-14
 Nov. 13 CARNEGIE MELLON* W, 28-0

Sports Information

Sports Information Director ----- Nick MinerD
 email ----- nicholas.minerd@case.edu
 Office Phone ----- (216) 368-6517
 Cell Phone ----- (330) 727-1128
 Office Fax ----- (216) 368-5475
 Press Box Phone ----- (216) 368-3731
 Website ----- http://athletics.case.edu



Head Coach Greg Debeljak

Series Information

Series Record ----- Wooster leads 13-10-0
 Current Streak ----- Case Western Reserve has won last four meetings
 Record at Wooster ----- Wooster leads 8-2-0
 Record at Case Western Reserve ----- Case Western Reserve leads 8-5-0
 Biggest Wooster Win (Score; Date) ----- 42 points (49-7; Sept. 25, 2004)
 Biggest Case Reserve Win (Score; Date) ----- 37 points (37-0; Sept. 21, 1985)

Game-By-Game Results

2010 ----- CASE WESTERN RESERVE 28, Wooster 14
 2009 ----- Case Western Reserve 53, WOOSTER 32
 2008 ----- CASE WESTERN RESERVE 28, Wooster 7
 2007 ----- CASE WESTERN RESERVE 30, Wooster 17
 2006 ----- WOOSTER 21, Case Western Reserve 7
 2005 ----- Wooster 38, CASE WESTERN RESERVE 21
 2004 ----- WOOSTER 49, Case Western Reserve 7
 2003 ----- Wooster 62, CASE WESTERN RESERVE 33
 2002 ----- WOOSTER 27, Case Western Reserve 22
 1999 ----- Wooster 31, CASE WESTERN RESERVE 27
 1998 ----- WOOSTER 42, Case Western Reserve 16
 1997 ----- Wooster 21, CASE WESTERN RESERVE 14
 1996 ----- WOOSTER 21, Case Western Reserve 7
 1995 ----- WOOSTER 14, Case Western Reserve 13
 1994 ----- CASE WESTERN RESERVE 40, Wooster 23
 1991 ----- WOOSTER 23, Case Western Reserve 20
 1990 ----- Wooster 22, CASE WESTERN RESERVE 15
 1989 ----- WOOSTER 35, Case Western Reserve 14
 1988 ----- CASE WESTERN RESERVE 38, Wooster 27
 1987 ----- CASE WESTERN RESERVE 20, Wooster 13
 1986 ----- CASE WESTERN RESERVE 17, Wooster 0
 1985 ----- CASE WESTERN RESERVE 37, Wooster 0
 1984 ----- Case Western Reserve 21, WOOSTER 14

CAPS indicate home team

Did You Know?

Two frequent opponents for Wooster from 1902-45 were Case Institute of Technology and Western Reserve University. Case Tech owned a 26-13-4 advantage over the Scots (1903-45) and Wooster was 9-8-2 all-time (1902-28) versus Western Reserve before the two schools merged into one - Case Western Reserve (est. 1967). Today, the Scots and Spartans annually battle for one of the more peculiar trophies in college sports - the Baird Brothers Trophy - a golden fishing stringer that holds carved bass fish. The brothers were economics professors, Bill at Wooster and Bob at Case, and shared a love for fishing.

OPPONENT INFORMATION

GAME
8

Hiram – Oct. 29, 7:00 p.m., at Hiram, Ohio

General Information

Name ----- Hiram College
 Location ----- Hiram, Ohio 44234
 Enrollment ----- 1,200
 Affiliation ----- NCAA Division III
 Conference ----- North Coast Athletic Conference
 Nickname ----- Terriers
 Colors ----- Blue and Red
 Stadium (Capacity; Surface) ----- Charles A. Henry Field (2,000; Synthetic Turf)
 President ----- Thomas V. Chema
 Athletic Director ----- Tom Mulligan
 Athletic Department Phone ----- (330) 569-5340

Coaching Information

Head Coach (Alma Mater) ----- Randy Moore (Iowa '84)
 Record at Hiram ----- 1-9 (1 Year)
 Career Record ----- 14-43 (6 Years)
 email ----- moorera@hiram.edu
 Office Phone ----- (330) 569-5345
 Asst. Coaches ----- Roger Gasser (Asst. DC/LB), Dustin Miller (OC),
 Scott Bronhema (WR), Brian Carr (RB), Adolf Hathaway (OL),
 Charles Johnson (OLB), Drew Owens (OL), David Price (DL), Mike Soltis (K/P)

Team Information

2010 Overall Record ----- 1-9
 2010 NCAC Record/Finish ----- 1-5/8th of 9
 Basic Offense ----- N/A
 Basic Defense ----- N/A
 Letterwinners Returning ----- 33 (Offense 19, Defense 14, Specialty 0)
 Letterwinners Lost ----- 26 (Offense 10, Defense 14, Specialty 2)
 Starters Returning ----- 13 (Offense 6, Defense 7, Specialty 0)
 Starters Lost ----- 9 (Offense 3, Defense 5, Specialty 1)

2011 Schedule

Sept. 3 at Westminster (Pa.) 7:00
 Sept. 10 KENYON* 1:00
 Sept. 17 at Denison* 7:00
 Sept. 24 at Oberlin* 1:00
 Oct. 1 CARNEGIE MELLON 1:00
 Oct. 8 vs. Macalester TBA
 (at Elmhurst, Ill.)
 Oct. 15 at Case West. Reserve 1:00
 Oct. 29 WOOSTER* 7:00
 Nov. 5 at Allegheny* 1:00
 Nov. 12 OHIO WESLEYAN* 1:00

* indicates conference games

2010 Results

Sept. 4 WESTMINSTER (PA.) L, 6-23
 Sept. 11 at Kenyon* W, 21-13
 Sept. 18 DENISON* L, 24-31
 Sept. 25 OBERLIN* L, 21-47
 Oct. 2 at Carnegie Mellon L, 31-62
 Oct. 9 at Wittenberg L, 7-49
 Oct. 16 CASE WEST. RESERVE L, 0-41
 Oct. 30 at Wooster* L, 0-62
 Nov. 6 ALLEGHENY* L, 21-43
 Nov. 13 at Ohio Wesleyan* L, 24-47

Sports Information

Sports Information Director ----- Jeff Hoedt
 email ----- hoedtm@hiram.edu
 Office Phone ----- (330) 569-5495
 Home Phone ----- (216) 337-0242
 Office Fax ----- (330) 569-5392
 Press Box Phone ----- N/A
 Website ----- www.hiram.edu/athletics/



Head Coach Randy Moore

Series Information

Series Record ----- Wooster leads 33-4-0
 Current Streak ----- Wooster has won last seven meetings
 Record at Wooster ----- Wooster leads 14-1-0*
 Record at Hiram ----- Wooster leads 13-2-0*
 Biggest Wooster Win (Score; Date) ----- 95 points (95-0; Nov. 3, 1906)
 Biggest Hiram Win (Score; Date) ----- 16 points (30-14; Oct. 4, 1975)

Game-By-Game Results

2010 ----- WOOSTER 62, Hiram 0
 2007 ----- WOOSTER 24, Hiram 17
 2006 ----- Wooster 52, HIRAM 0
 2005 ----- WOOSTER 59, Hiram 17
 2004 ----- Wooster 59, HIRAM 0
 2001 ----- WOOSTER 28, Hiram 10
 2000 ----- Wooster 33, HIRAM 14
 1989 ----- HIRAM 20, Wooster 15
 1988 ----- Hiram 10, WOOSTER 6
 1977 ----- Wooster 40, HIRAM 3
 1976 ----- WOOSTER 9, Hiram 6
 1975 ----- HIRAM 30, Wooster 14
 1974 ----- WOOSTER 16, Hiram 7
 1971 ----- Wooster 17, HIRAM 10
 1970 ----- WOOSTER 21, Hiram 7
 1969 ----- WOOSTER 28, Hiram 6
 1968 ----- Wooster 40, HIRAM 17
 1967 ----- Wooster 33, HIRAM 11
 1966 ----- WOOSTER 56, Hiram 22
 1965 ----- Wooster 47, HIRAM 12
 1964 ----- WOOSTER 14, Hiram 7
 1955 ----- Wooster 35, HIRAM 12
 1954 ----- WOOSTER 55, Hiram 12
 1953 ----- Wooster 54, HIRAM 7
 1952 ----- WOOSTER 28, Hiram 14
 1951 ----- Wooster 13, HIRAM 9
 1948 ----- WOOSTER 26, Hiram 7
 1935 ----- Wooster 41, HIRAM 0
 1934 ----- Wooster 45, Hiram 0*
 1933 ----- Wooster 26, Hiram 6*
 1929 ----- Wooster 33, HIRAM 0
 1928 ----- WOOSTER 26, Hiram 0
 1921 ----- Wooster 14, Hiram 0*
 1920 ----- Wooster 20, Hiram 0*
 1919 ----- Wooster 47, Hiram 0*
 1911 ----- Hiram 6, Wooster 0*
 1906 ----- Wooster 95, Hiram 0*

CAPS indicate home team

* indicates 7 games in which site is not available

OPPONENT INFORMATION

GAME
9

Kenyon – Nov. 5, 1:00 p.m., at Gambier, Ohio

General Information

Name ----- Kenyon College
 Location ----- Gambier, Ohio 43022
 Enrollment ----- 1,600
 Affiliation ----- NCAA Division III
 Conference ----- North Coast Athletic Conference
 Nickname ----- Lords
 Colors ----- Purple and White
 Stadium (Capacity; Surface) ----- McBride Field (2,200; OmniGrass)
 President ----- S. Georgia Nugent
 Athletic Director ----- Peter T.C. Smith
 Athletic Department Phone ----- (740) 427-5456

Coaching Information

Head Coach (Alma Mater) ----- Ted Stanley (Grinnell '93)
 Record at Kenyon ----- 20-60 (8 Years)
 Career Record ----- 20-60 (8 Years)
 email ----- stanleyt@kenyon.edu
 Office Phone ----- (740) 427-5260
 Asst. Coaches ----- Carlin Shoemaker (OC), Ty McGuire (DC),
 Mister Askew (WR), Jerdson Gamble (DL), Nathan Luce (RB),
 Joe Ulrey (LB/DE), Bob Wolfe (DB), Dennis Ziegler (LB)

Team Information

2010 Overall Record ----- 0-10
 2010 NCAC Record/Finish ----- 0-6/9th of 9
 Basic Offense ----- Spread
 Basic Defense ----- 4-3
 Letterwinners Returning ----- 44 (Offense 21, Defense 19, Specialty 4)
 Letterwinners Lost ----- 12 (Offense 4, Defense 8, Specialty 0)
 Starters Returning ----- 17 (Offense 9, Defense 6, Specialty 2)
 Starters Lost ----- 7 (Offense 2, Defense 5, Specialty 0)

2011 Schedule

Sept. 3 at Oberlin 1:00
 Sept. 10 at Hiram* 1:00
 Sept. 24 CARNEGIE MELLON Noon
 Oct. 1 at Wabash 1:00
 Oct. 8 ALLEGHENY* 1:00
 Oct. 15 WITTENBERG* 1:00
 Oct. 22 at Chicago 1:00
 Oct. 29 OHIO WESLEYAN* 1:00
 Nov. 5 WOOSTER* 1:00
 Nov. 12 at Denison* 1:00

* indicates conference games

2010 Results

Sept. 4 OBERLIN L, 26-29 (ot)
 Sept. 11 HIRAM* L, 13-21
 Sept. 25 at Carnegie Mellon L, 10-17
 Oct. 2 WABASH* L, 3-40
 Oct. 9 at Allegheny* L, 0-24
 Oct. 16 at Wittenberg* L, 0-52
 Oct. 23 CHICAGO L, 14-35
 Oct. 30 at Ohio Wesleyan* L, 14-30
 Nov. 6 at Wooster* L, 6-31
 Nov. 13 DENISON* L, 7-27

Sports Information

Sports Information Director ----- Marty Fuller
 email ----- fullerm@kenyon.edu
 Office Phone ----- (740) 427-5471
 Cell Phone ----- (740) 504-6174
 Office Fax ----- (740) 427-5401
 Press Box Phone ----- (740) 427-5155
 Website ----- http://athletics.kenyon.edu



Head Coach Ted Stanley

Series Information

Series Record ----- Wooster leads 46-22-3
 Current Streak ----- Wooster has won last three meetings
 Record at Wooster ----- Wooster leads 22-9-0*
 Record at Kenyon ----- Wooster leads 14-7-1*
 Biggest Wooster Win (Score; Date) ----- 63 points (84-21; Oct. 9, 2004)
 Biggest Kenyon Win (Score; Date) ----- 23 points (30-7; Oct. 28, 1989)

Game-By-Game Results

2010 ----- WOOSTER 31, Kenyon 6	1963 ----- WOOSTER 22, Kenyon 5
2007 ----- WOOSTER 49, Kenyon 13	1962 ----- KENYON 27, Wooster 6
2006 ----- Wooster 41, KENYON 13	1961 ----- WOOSTER 41, Kenyon 0
2005 ----- Kenyon 24, WOOSTER 21	1960 ----- Wooster 35, KENYON 0
2004 ----- Wooster 84, KENYON 21	1959 ----- WOOSTER 37, Kenyon 12
2001 ----- WOOSTER 51, Kenyon 10	1958 ----- Wooster 33, KENYON 0
2000 ----- Wooster 23, KENYON 0	1957 ----- WOOSTER 25, Kenyon 7
1999 ----- WOOSTER 45, Kenyon 8	1956 ----- KENYON 13, Wooster 12
1998 ----- Wooster 54, KENYON 7	1955 ----- WOOSTER 27, Kenyon 0
1997 ----- WOOSTER 47, Kenyon 3	1954 ----- Wooster 7, KENYON 0
1996 ----- Wooster 42, KENYON 36 (ot)	1953 ----- WOOSTER 36, Kenyon 13
1995 ----- Wooster 23, KENYON 14	1952 ----- WOOSTER 35, Kenyon 19
1994 ----- Kenyon 14, WOOSTER 0	1951 ----- WOOSTER 18, Kenyon 13
1993 ----- WOOSTER 27, Kenyon 21	1950 ----- Wooster 13, KENYON 13
1992 ----- Kenyon 35, WOOSTER 29	1949 ----- WOOSTER 40, Kenyon 7
1991 ----- KENYON 23, Wooster 6	1922 ----- Wooster 53, Kenyon 0*
1990 ----- Kenyon 27, WOOSTER 24	1921 ----- Kenyon 3, Wooster 0*
1989 ----- KENYON 30, Wooster 7	1920 ----- Wooster 21, Kenyon 0*
1988 ----- Kenyon 17, WOOSTER 14	1919 ----- Wooster 25, Kenyon 0*
1987 ----- Wooster 16, KENYON 9	1918 ----- Wooster 9, Kenyon 0*
1986 ----- WOOSTER 17, Kenyon 15	1917 ----- Wooster 0, Kenyon 0*
1985 ----- KENYON 9, Wooster 0	1916 ----- Wooster 10, Kenyon 0*
1984 ----- Kenyon 33, WOOSTER 14	1915 ----- Wooster 12, Kenyon 7*
1983 ----- KENYON 16, Wooster 10	1914 ----- Wooster 13, Kenyon 0*
1982 ----- Kenyon 16, WOOSTER 8	1913 ----- Wooster 7, Kenyon 7*
1979 ----- WOOSTER 3, Kenyon 0	1912 ----- Kenyon 23, Wooster 7*
1978 ----- Wooster 28, KENYON 10	1910 ----- Wooster 21, Kenyon 0*
1977 ----- WOOSTER 7, Kenyon 6	1909 ----- Kenyon 5, Wooster 0*
1976 ----- Wooster 21, KENYON 7	1908 ----- Kenyon 18, Wooster 5*
1975 ----- WOOSTER 9, Kenyon 7	1907 ----- Kenyon 5, Wooster 0*
1974 ----- Wooster 21, KENYON 14	1904 ----- Kenyon 23, Wooster 5*
1973 ----- Kenyon 16, WOOSTER 6	1903 ----- Wooster 11, Kenyon 10*
1972 ----- KENYON 16, Wooster 9	1890 ----- Wooster 30, Kenyon 0*
1971 ----- WOOSTER 13, Kenyon 12	
1970 ----- WOOSTER 10, Kenyon 7	
1969 ----- Kenyon 10, WOOSTER 3	
1968 ----- Wooster 28, KENYON 16	
1967 ----- WOOSTER 52, Kenyon 0	

CAPS indicates home team

* indicates 18 games in which site is not available

OPPONENT INFORMATION

**GAME
10**

Wittenberg – Nov. 12, 1:00 p.m., at Springfield, Ohio

General Information

Name -----Wittenberg University
 Location -----Springfield, Ohio 45501
 Enrollment -----1,950
 Affiliation -----NCAA Division III
 Conference -----North Coast Athletic Conference
 Nickname -----Tigers
 Colors -----Red and White
 Stadium (Capacity; Surface) -----Edwards-Maurer Field (3,000; Prestige Turf)
 President -----Mark H. Erickson
 Athletic Director -----Garnett Purnell
 Athletic Department Phone -----(937) 327-6450

Coaching Information

Head Coach (Alma Mater) -----Joe Fincham (Ohio University '88)
 Record at Wittenberg -----136-31-0 (15 Years)
 Career Record -----136-31-0 (15 Years)
 email -----wfincham@wittenberg.edu
 Office Phone -----(937) 327-6498
 Asst. Coaches -----Andy Mitchel (OC/QB/WR), Andy Waddle (DC/DB),
 B.J. Coad (DL), Mark Ewald (RB), Nick Hudepohl (OL), Dustin Krouse (LB),
 Rob Linkhart (TE), Tom Mescher (DT), Sean Ross (LB), Dan Smith (OL), Pat Welsh (QB)

Team Information

2010 Overall Record -----10-1
 2010 NCAC Record/Finish -----6-0/1st of 9
 Basic Offense -----Multiple I
 Basic Defense -----Multiple 4-3
 Letterwinners Returning -----34 (Offense 18, Defense 14, Specialty 2)
 Letterwinners Lost -----30 (Offense 14, Defense 13, Specialty 3)
 Starters Returning -----9 (Offense 4, Defense 4, Specialty 1)
 Starters Lost -----15 (Offense 7, Defense 7, Specialty 1)

2011 Schedule

Sept. 3 CAPITAL 7:00
 Sept. 10 at Ohio Wesleyan* 7:00
 Sept. 17 at Wash. U.-St. Louis:00 (CT)
 Sept. 24 ALLEGHENY* 1:00
 Oct. 1 OBERLIN* 1:00
 Oct. 8 at Huntingdon 1:00 (CT)
 Oct. 15 at Kenyon* 1:00
 Oct. 22 CARNEGIE MELLON 1:00
 Nov. 5 at Wabash* 1:00
 Nov. 12 WOOSTER* 1:00

* indicates conference games
 ! indicates NCAA Div. III Championships

2010 Results

Sept. 4 OLIVET W, 48-6
 Sept. 11 OHIO WESLEYAN* W, 52-0
 Sept. 18 WASH. U.-ST. LOUIS W, 37-7
 Sept. 25 at Allegheny* W, 24-21
 Oct. 2 at Oberlin* W, 27-21
 Oct. 9 HIRAM W, 49-7
 Oct. 16 KENYON* W, 52-0
 Oct. 23 at Carnegie Mellon W, 27-21
 Nov. 6 WABASH* W, 34-17
 Nov. 13 at Wooster* W, 22-17
 Nov. 20 at Ohio Northern! L, 14-37

Sports Information

Director of News Services & Sports Information -----Ryan Maurer
 email -----rmaurer@wittenberg.edu
 Office Phone -----(937) 327-6114
 Cell Phone -----(937) 206-2801
 Office Fax -----(937) 327-6112
 Press Box Phone -----(937) 327-6126
 Web site -----http://www.wittenberg.edu/news/athletics/



Head Coach Joe Fincham

Series Information

Series Record -----Wittenberg leads 32-12-1
 Current Streak -----Wittenberg has won last two meetings
 Record at Wooster -----Wittenberg leads 14-9-0
 Record at Wittenberg -----Wittenberg leads 17-3-1
 Biggest Wooster Win (Score, Date) -----39 points (39-0, Nov. 15, 1941)
 Biggest Wittenberg Win (Score, Date) -----66 points (66-0, Oct. 8, 1994)

Game-By-Game Results

2010 -----Wittenberg 22, WOOSTER 17
 2009 -----WITTENBERG 42, Wooster 6
 2008 -----WOOSTER 27, Wittenberg 6
 2007 -----WITTENBERG 58, Wooster 7
 2006 -----Wittenberg 24, WOOSTER 21
 2005 -----WITTENBERG 45, Wooster 0
 2004 -----WOOSTER 64, Wittenberg 58 (ot)
 2003 -----WITTENBERG 35, Wooster 31
 2002 -----Wittenberg 14, WOOSTER 9
 2001 -----Wittenberg 47, WOOSTER 13
 2000 -----WITTENBERG 42, Wooster 26
 1999 -----Wittenberg 28, WOOSTER 14
 1998 -----WITTENBERG 14, Wooster 7
 1997 -----WOOSTER 21, Wittenberg 19
 1996 -----WITTENBERG 21, Wooster 13
 1995 -----WITTENBERG 56, Wooster 0
 1994 -----Wittenberg 66, WOOSTER 0
 1993 -----Wittenberg 33, WOOSTER 6
 1992 -----WITTENBERG 16, Wooster 3
 1991 -----WITTENBERG 39, Wooster 6
 1990 -----Wittenberg 31, WOOSTER 8
 1989 -----Wittenberg 17, WOOSTER 14
 1981 -----WITTENBERG 23, Wooster 0
 1980 -----Wittenberg 9, WOOSTER 7
 1979 -----Wittenberg 35, WOOSTER 6
 1978 -----WITTENBERG 28, Wooster 14
 1977 -----Wittenberg 28, WOOSTER 16
 1976 -----WITTENBERG 33, Wooster 0
 1973 -----Wittenberg 38, WOOSTER 0
 1972 -----WITTENBERG 24, Wooster 0
 1970 -----Wittenberg 35, WOOSTER 0
 1969 -----WITTENBERG 14, Wooster 13
 1957 -----WITTENBERG 19, Wooster 13
 1956 -----Wittenberg 25, WOOSTER 19
 1949 -----Wooster 27, WITTENBERG 21
 1948 -----WOOSTER 31 Wittenberg 7
 1942 -----Wooster 7, WITTENBERG 0
 1941 -----WOOSTER 39, Wittenberg 0
 1936 -----WITTENBERG 12, Wooster 7
 1935 -----WOOSTER 7, Wittenberg 6
 1916 -----WOOSTER 35, Wittenberg 0
 1915 -----Wooster 14, WITTENBERG 14
 1914 -----WOOSTER 13, Wittenberg 10
 1913 -----Wooster 12, WITTENBERG 0
 1912 -----WOOSTER 12, Wittenberg 0

CAPS indicates home team

THE NORTH COAST ATHLETIC CONFERENCE



Founded in 1983, the North Coast Athletic Conference is dedicated to fostering a complementary relationship between intercollegiate athletics and the pursuit of academic excellence. Consisting of 10 academically selective colleges and universities in Ohio, Indiana, and Pennsylvania — Allegheny College, Denison University, DePauw University, Hiram College, Kenyon College, Oberlin College, Ohio Wesleyan University, Wabash College, Wittenberg University and The College of Wooster — the NCAC believes that high-level athletic programs need not be sacrificed in order to meet rigid academic standards.

Significantly, all 10 NCAC institutions have been granted chapters of Phi Beta Kappa, the preeminent honor society for colleges and universities. Only 280 of the more than 3,000 four-year institutions in the United States have been so honored.

A member of the National Collegiate Athletic Association's Division III, the NCAC features championship competition in 23 sports — 11 for men and 12 for women. The 12 women's sports are the most offered by any Division III conference, and the equality in number and emphasis between men's and women's athletics is just one of the elements that sets the North Coast apart.

The goals of the conference express the best aspirations of American amateur athletics. The NCAC brings together a group of institutions which share a common allegiance to academic quality and to the conduct of athletics so as to support the educational purpose. Intercollegiate athletics can and should complement academic life, rather than compete with it, and sports should enhance the experience of students during their college years. This type of academic and athletic commitment has been led by the 10 school presidents, who have taken an active role in the governance of the conference.

Forty-eight teams from all 23 North Coast sports, and all nine members were represented in NCAA postseason competition during the 2010-11 academic year. The NCAC added another NCAA Division III swimming championship as Denison claimed the men's title. Conference members have accumulated 62 national championships since the league was formed in February of 1983. In the past academic year, 207 All-America or Capital One/CoSIDA Academic All-America® certificates were distributed to student-athletes from North Coast schools.

The NCAC's commitment to equity, its broad base of athletic programs, and an unwavering insistence on excellence in academics has served as a model for conferences throughout the country. The North Coast has shown not only that these ideals can coexist, but that they can flourish. The NCAC continues as a pace-setter in the 21st century.



The Scots celebrate sharing the 1997 NCAC title with Allegheny and Wittenberg after defeating Ohio Wesleyan 28-14 in the season's final game.

NCAC Football Champions

2010	Wittenberg
2009	Wittenberg
2008	Wabash
2007	Wabash
2006	Wabash, Wittenberg
2005	Wabash
2004	Wooster
2003	Allegheny
2002	Wabash
2001	Wittenberg
2000	Wittenberg
1999	Wittenberg
1998	Wittenberg
1997	Allegheny, Wittenberg, Wooster
1996	Allegheny
1995	Wittenberg
1994	Allegheny
1993	Allegheny
1992	Wittenberg
1991	Allegheny
1990	Allegheny
1989	Ohio Wesleyan, Kenyon
1988	Allegheny
1987	Allegheny
1986	Denison
1985	Denison
1984	Case Western Reserve

2010 NCAC Standings

	---- NCAC ----				--- OVERALL ---			
	W	L	PF	PA	W	L	PF	PA
1. Wittenberg	6	0	211	76	10	1	386	154
2. Wabash	5	1	200	116	8	2	338	157
3. Allegheny	4	2	149	102	7	3	251	167
Wooster	4	2	196	91	5	5	259	184
5. Oberlin	3	3	139	143	4	6	225	255
6. Denison	2	4	132	161	4	6	208	260
Ohio Wesleyan	2	4	131	192	2	8	179	300
8. Hiram	1	5	111	243	1	9	155	418
9. Kenyon	0	6	40	185	0	10	93	306



Seniors Tim Slovinsky, Richie McNally, Brian Kight, Jesse Koski, Tim Cline, and Jim Wallace (left-to-right) hoist the 2004 NCAC trophy after completing a perfect regular season with a 24-6 victory at Ohio Wesleyan.

2010 SEASON RECAP

Fighting Scots Fall Minutes Shy of NCAC Tri-Championship

Seven quarters into the 2010 season, Wooster's inexperienced, youthful football team looked far from being a conference title contender, but there the Fighting Scots were in week 10, leading arch-rival Wittenberg University 17-16 deep into the fourth quarter, just a few minutes away from earning a piece of the North Coast Athletic Conference championship.

While the nationally-ranked Tigers ultimately prevailed 22-17 on a touchdown with 1:23 remaining, Wooster certainly had no reason to hang its head as the team improved by leaps and bounds throughout the campaign. After losing a pair of road games to teams that wound up with a combined 15-5 record – Baldwin-Wallace College (38-14) and Wabash College (21-17) – the Scots started steamrolling through NCAC opposition with victories over Oberlin College (31-14), Ohio Wesleyan University (22-13), and Denison University (38-28).

That three-game win streak was interrupted with a pair of midseason setbacks against non-league foes, but once NCAC play picked back up, Wooster put itself in position for a conference title via home routs of Hiram College (62-0) and Kenyon College (31-6).

Despite the heartbreaking loss against Wittenberg, the 2010 season may be looked back on as a building block for the young Scots. They began with 10 new starters – six on offense, headlined by quarterback Richard Barnes, and four on defense – and sprinkled in a few more as the year progressed. Even with a freshman under center, the Scots' Spread offense barely missed a beat, as Barnes completed a school-record 62.8 percent of his passes for 2,046 yards and 14 touchdowns. A running threat as well, netting 309 yards on the ground and six more scores, Barnes was voted NCAC Newcomer of the Year and tabbed with honorable mention on the All-NCAC Team.

Barnes' backfield mate was 5-6 junior sparkplug Robert Flagg, who eased the pressure on the rookie signal caller by leading the conference in rushing with 830 yards and 10 touchdowns. The first-team all-NCAC running back also was a significant part of the passing game, adding 29 catches, 319 yards, and two scores, and maybe most impressive, he did not fumble all season.

Others playing a key role in the offense's success were senior wide receiver Mike Redick, junior tight end Cameron Daniels, and sophomore wide receiver Jordan McIntyre. Redick had a record-setting year, hauling in a Wooster-best 69 receptions for 684 yards and four touchdowns, while Daniels also got into the end zone four times during a 34-catch, 314-yard season. They were both all-conference, with Daniels taking second-team laurels and Redick honorable mention. McIntyre was a consistent factor, being on the receiving end of 36 passes for



The Wooster defense, pictured here gang tackling a Hiram player, helped induce the opposition into 23 turnovers in 2010.

402 yards and two scores.

The Scots' offensive line featured four new starters at the outset, and later a fifth, but gelled rather quickly to provide holes and time for the NCAC's third-highest scoring offense (25.9 ppg) to operate. Anchoring the unit were senior right guard Nate Laslow and junior right tackle Kevin Orris, both selected second-team all-NCAC. Orris received a 74 percent grade from the coaching staff and Laslow recorded a leading 67 knockdown blocks. On the left side were junior Joe Collins at tackle and sophomore Mark McDonald at guard, while junior Anthony Steratore and sophomore Shawn Chaffee just about split starts at center.

After the early hiccup at Baldwin-Wallace, Wooster's defense, anchored by All-American interior lineman Dan Terhune, was stout, averaging 16.2 points allowed the last nine games. Overall, the Scots improved a full touchdown in that category at 18.4 points to 2009's 25.5, and they yielded 66.2 yards less per game (310.5 ypg) than last season (376.7 ypg).

Terhune's breakout started with a 3.0-sack effort at Wabash and he had at least 1.0 sack in six games, finishing with 11.0 overall. He tied for ninth in Div. III in that category and was also among the top-40 nationally in tackles for loss with 14.5 en route to second-team All-American honors from D3football.com at the defensive tackle position. Terhune also landed first-team all-region and all-conference recognition.

Aligning next to Terhune were sophomore end Rob Holtz, who added 7.0 sacks, and senior end Chris Aukerman, as well as promising freshman tackle Emmanuel

Walters and junior tackle Chris Moore.

Wooster's starting linebacker corps consisted of junior Hector Clavijo, senior Eric Keyes, and junior Matt Breidigam. Clavijo garnered second-team all-NCAC accolades after making 74 tackles from his inside position, and also of note, freshman Quinn Hood showed excellent potential, starting three games before suffering a season-ending knee injury.

The overall strength of the Scots' defense was its backfield, as corners Girard Ogletree-Crawford and Taylor Trout and safety's Quinton Howard and Jeremy Petit combined for 12 of 18 interceptions, just two shy of the team record. Ogletree-Crawford, a sophomore, paced the league with 13 total passes defended (three picks, 10 breakups), good for second-team all-NCAC status. Howard, also from the sophomore class, was a first-team selection via a squad-leading 82 tackles from his free safety position.

Ogletree-Crawford earned a second conference award as the first-team return specialist, headlining Wooster's special teams play. He averaged an NCAC-best 24.0 yards on kickoff returns, highlighted by a 92-yard touchdown to open the game at Denison. Trout, a junior, handled the punt returns again (5.6 average).

Another all-conference specialist for the Scots was sophomore punter Dana Obery, who notched honorable mention after averaging 40.5 yards and helping the unit to a 35.0 net average – 21st-best in Div. III. Senior Russ Palm and sophomore Ryan Miner were both factors in the kicking game.

2010 RESULTS AND STATISTICS

The Automated ScoreBook College of Wooster Combined Team Statistics (2010 Season) All games

Date	Opponent	Score	Att.	Record:	Overall	Home	Away	Neutral
Sep 02, 2010	at Baldwin-Wallace Col.	L 14-38	4959	All games	5-5	3-2	2-3	0-0
Sep 11, 2010	at #22 Wabash College	L 17-21	4381	Conference	4-2	3-1	1-1	0-0
Sep 18, 2010	OBERLIN COLLEGE	W 31-14	3650	Non-Conference	1-3	0-1	1-2	0-0
Sep 25, 2010	at Ohio Wesleyan Univ.	W 22-13	6200					
Oct 02, 2010	at Denison University	W 38-28	3160					
Oct 16, 2010	WASH. U.-ST. LOUIS	L 13-14	2125					
Oct 23, 2010	at Case West. Reserve U	L 14-28	1347					
Oct 30, 2010	HIRAM COLLEGE	W 62-0	2450					
Nov 06, 2010	KENYON COLLEGE	W 31-6	1345					
Nov 13, 2010	#9 WITTENBERG UNIV.	L 17-22	3750					

Rushing	gp-gs	att	gain	loss	net	avg	td	lg	avg/g
Robert Flagg	10-10	160	884	54	830	5.2	10	58	83.0
Richard Barnes	10-10	138	493	184	309	2.2	6	29	30.9
Brendon Taylor	10-0	35	136	3	133	3.8	1	15	13.3
Brett Frongillo	4-0	8	66	0	66	8.2	1	21	16.5
Joe Rodella	8-0	8	21	1	20	2.5	0	8	2.5
Jimmy Tomcufcik	9-0	3	12	0	12	4.0	1	6	1.3
Kyle Murdock	10-3	9	10	6	4	0.4	0	5	0.4
Jordan McIntyre	10-10	1	2	0	2	2.0	0	2	0.2
Joe Stoffer	10-1	2	3	4	-1	-0.5	0	3	-0.1
TEAM	7-0	9	0	79	-79	-8.8	0	0	-11.3
Total	10	373	1627	331	1296	3.5	19	58	129.6
Opponents	10	330	1455	286	1169	3.5	6	45	116.9

Passing	gp-gs	effic	comp-att-int	pct	yds	td	lg	avg/g
Richard Barnes	10-10	127.93	189-301-11	62.8	2046	14	50	204.6
Brett Frongillo	4-0	39.70	1-4-0	25.0	7	0	7	1.8
Rob Holtz	10-10	-68.00	1-1-0	100.0	-20	0	0	-2.0
TEAM	7-0	0.00	0-1-0	0.0	0	0	0	0.0
Total	10	125.72	191-307-11	62.2	2033	14	50	203.3
Opponents	10	115.10	180-318-18	56.6	1936	18	72	193.6

Receiving	gp-gs	no.	yds	avg	td	lg	avg/g
Mike Redick	10-10	69	684	9.9	4	26	68.4
Jordan McIntyre	10-10	36	402	11.2	2	42	40.2
Cameron Daniels	8-8	34	314	9.2	4	28	39.2
Robert Flagg	10-10	29	319	11.0	2	40	31.9
Zack Weidrick	10-5	9	132	14.7	0	34	13.2
Kyle Murdock	10-3	6	138	23.0	0	50	13.8
Joe Stoffer	10-1	4	30	7.5	1	19	3.0
Logan Dunn	2-2	2	27	13.5	1	14	13.5
Ian Haley	8-1	1	7	7.0	0	7	0.9
Jeremy Petit	10-10	1	-20	-20.0	0	0	-2.0
Total	10	191	2033	10.8	14	50	203.3
Opponents	10	180	1936	10.8	18	72	193.6

Field Goals	fg	pct.	01-19	20-29	30-39	40-49	50-59	lg	blk
Russ Palm	5-10	50.0	0-1	2-3	3-5	0-1	0-0	37	0
Ryan Miner	1-3	33.3	0-0	0-1	0-1	1-1	0-0	40	1

Scoring	td	fg	PAT				pts
			kick	rush	rcv	pass	
Robert Flagg	12	-	-	-	-	-	72
Russ Palm	-	5-10	27-29	-	-	-	42
Richard Barnes	6	-	-	-	-	-	36
Cameron Daniels	4	-	-	-	-	-	24
Mike Redick	4	-	-	-	-	-	24
Jordan McIntyre	2	-	-	-	-	-	12
Ryan Miner	-	1-3	4-6	-	-	-	7
G. Ogletree-Crawford	1	-	-	-	-	-	6
Brendon Taylor	1	-	-	-	-	-	6
Jimmy Tomcufcik	1	-	-	-	-	-	6
Logan Dunn	1	-	-	-	-	-	6
Joe Stoffer	1	-	-	-	-	-	6
Brett Frongillo	1	-	-	-	-	-	6
Taylor Trout	1	-	-	-	-	-	6
Total	35	6-13	31-35	-	-	-	259
Opponents	25	4-10	22-23	0-1	-	0-1	184

Score by Quarters	1st	2nd	3rd	4th	OT	Total
College of Wooster	51	81	83	64	0	259
Opponents	52	41	30	61	0	184

Team Statistics	WOO	OPP
FIRST DOWNS	187	160
Rushing	74	59
Passing	99	87
Penalty	14	14
RUSHING YARDAGE	1296	1169
Rushing Attempts	373	330
Average Per Rush	3.5	3.5
Average Per Game	129.6	116.9
TDs Rushing	19	6
PASSING YARDAGE	2033	1936
Comp-Att-Int	191-307-11	180-318-18
Average Per Pass	6.6	6.1
Average Per Catch	10.6	10.8
Average Per Game	203.3	193.6
TDs Passing	14	18
TOTAL OFFENSE	3329	3105
Average Per Play	4.9	4.8
Average Per Game	332.9	310.5
KICK RETURNS: #-Yards	31-645	45-948
PUNT RETURNS: #-Yards	30-196	19-141
INT RETURNS: #-Yards	18-160	11-160
FUMBLES-LOST	20-8	15-5
PENALTIES-Yards	72-700	65-612
PUNTS-AVG	49-39.5	46-34.5
TIME OF POSSESSION/Game	31:05	28:55
3RD-DOWN Conversions	61/147	51/143
4TH-DOWN Conversions	9/17	9/27

Interceptions	no.	yds	avg	td	lg
Jeremy Petit	4	0	0.0	0	0
Taylor Trout	3	84	28.0	1	56
G. Ogletree-Crawford	3	0	0.0	0	0
Quinn Hood	2	3	1.5	0	1
Matt Breidigam	2	7	3.5	0	7
Quinton Howard	2	17	8.5	0	17
Chris Aukerman	1	0	0.0	0	0
Petey Jeffy	1	49	49.0	0	49

Punting	no.	yds	avg	lg	tb	fc	20+	50+	blk
Dana Obery	40	1619	40.5	61	4	4	18	6	0
Rob Holtz	9	317	35.2	50	0	1	2	1	0

Punt Returns	no.	yds	avg	td	lg
Taylor Trout	25	145	5.6	0	36
Kyle Murdock	1	4	4.0	0	4
Seth Goodwin	1	28	28.0	0	6
TEAM	1	7	7.0	0	0
G. Ogletree-Crawford	1	12	12.0	0	0
Total	30	196	6.5	0	36
Opponents	19	141	7.4	0	28

Kick Returns	no.	yds	avg	td	lg
G. Ogletree-Crawford	22	527	24.0	1	92
Jordan McIntyre	4	55	13.8	0	21
Kyle Murdock	3	38	12.7	0	24
Robert Flagg	1	14	14.0	0	14
Quinn Hood	1	11	11.0	0	11
Total	31	645	20.8	1	92
Opponents	45	948	21.1	0	59

All Purpose	g	rush	rcv	pr	kr	lr	total	avg/g
Robert Flagg	10	830	319	0	14	0	1163	116.3
Mike Redick	10	0	684	0	0	0	684	68.4
G. Ogletree-Craw	10	0	0	12	527	0	539	53.9
Jordan McIntyre	10	2	402	0	55	0	459	45.9
Cameron Daniels	8	0	314	0	0	0	314	39.2
Total	10	1296	2033	196	645	160	4330	433.0
Opponents	10	1169	1936	141	948	160	4354	435.4

Total Offense	g	plays	rush	pass	total	avg/g
Richard Barnes	10	439	309	2046	2355	235.5
Robert Flagg	10	160	830	0	830	83.0
Brendon Taylor	10	35	133	0	133	13.3
Brett Frongillo	4	12	66	7	73	18.2
Joe Rodella	8	8	20	0	20	2.5
Total	10	680	1296	2033	3329	332.9
Opponents	10	648	1169	1936	3105	310.5

2010 RESULTS AND STATISTICS



Mike Redick broke a 12-year-old school record with 69 receptions during the 2010 season.



Jeremy Petit hung on to this interception against Oberlin, one of four on the year for him.

#	Defensive Leaders	gp-gs	ua	a	tot	tfl/yds	no-yds	int-yds	brup	qbh	rcv-yds	ff	kick	saf
21	Quinton Howard	10-9	45	37	82	3.5-10		2-17	5					
1	Hector Clavijo	10-10	31	43	74	10.0-20	1.0-4			3				
3	G. Ogletree-Crawford	10-10	42	29	71	1.0-1		3-0	10	1	1-0		1	
33	Eric Keyes	10-8	36	30	66	2.5-4			2	1	1-0	1		
43	Matt Breidigam	9-9	25	32	57	3.0-6	0.5-3	2-7	1	3				
35	Jeremy Petit	10-10	19	37	56	1.0-2		4-0	3					
90	Dan Terhune	10-10	18	29	47	14.5-93	11.0-84			1	6			
37	Rob Holtz	10-10	17	24	41	11.5-76	7.0-63			5	4			
14	Taylor Trout	10-10	20	16	36	3.0-11		3-84	5		1-0	1		
94	Chris Aukerman	10-10	8	21	29	5.5-13	2.0-5	1-0		3				
66	Emmanuel Walters	10-6	7	10	17	3.0-7								
96	Chris Moore	10-4	1	14	15	1.0-1								
49	Matt Carlson	10-0	7	6	13	2.0-13								
50	Seth Goodwin	10-0	3	9	12								1	
40	Quinn Hood	3-3	5	7	12	0.5-1		2-3	1	1				
31	Paul Kessler	10-0	6	5	11	2.0-8	0.5-5		1					
30	John Robinson	9-0	7	3	10	1.0-8	1.0-8							
41	Nick Jacubec	8-0	1	7	8									
34	Andrew Ford	7-0	3	3	6									
36	Matt Schwenning	10-0	5	1	6									
28	Brendon Taylor	10-0		5	5									
99	David Smith	8-0	3	2	5	1.0-2				1				
25	Joe Rodella	8-0	2	2	4									
5	Shawn Smith	1-1	1	2	3									
20	Ryan Miner	9-0	3		3									
26	Petey Jeffy	6-0		2	2			1-49			1-0			
22	Robert Flagg	10-10	2		2						1-0			
19	Russ Palm	9-0	2		2									
10	Cameron Daniels	8-8	2		2									
8	Richard Barnes	10-10		1	1									
85	Mike Redick	10-10		1	1									
24	Jordan McIntyre	10-10		1	1									
66	Evan Parker	8-0		1	1									
62	Joe Collins	10-10		1	1									
63	Travis Calkins	10-0		1	1									
16	Zack Weidrick	10-5	1		1									
Total		10	322	382	704	66-276	23-172	18-160	34	23	5-0	2	2	
Opponents		10	374	384	738	75-280	26-148	11-160	25	33	8-0	6	1	

2010 GAME RECAPS

GAME

1

BALDWIN-WALLACE 38

WOOSTER 14

Sept. 2 • at George Finnie Stadium • Berea, Ohio

	1	2	3	4	F
WOOSTER	0	7	7	0	14
BALDWIN-WALLACE	17	14	0	7	38

Qtr.	Time	Team	Play
1	14:41	B-W	Darbut 40-yard pass from O'Rourke (Pollock kick)
	11:49	B-W	Pollock 37-yard field goal
	:41	B-W	Jensen 59-yard pass from O'Rourke (Pollock kick)
2	11:15	B-W	Jensen 19-yard pass from O'Rourke (Pollock kick)
	4:42	B-W	Miker 1-yard run (Pollock kick)
	:14	WOO	Dunn 13-yard pass from Barnes (Palm kick)
3	5:21	WOO	Daniels 3-yard pass from Barnes (Palm kick)
4	9:36	B-W	Manders 10-yard pass from Dziak (Pollock kick)

Final Statistics

TEAM STATISTICS

	WOO	B-W
First Downs	15	14
Rushes/Yards	39/60	35/171
Passes/Yards	21-36/151	10-16/164
Plays/Yards	75/211	51/335
Turnovers (F-I)	0 (0-0)	2 (0-2)
Penalties/Yards	5/45	5/45
Punts/Avg.	9/35.2	5/31.2
3rd Down Conv.	8-21	4-11
Time of Poss.	35:40	24:20
Sacks By-Yards	0-0	5-31

INDIVIDUAL LEADERS

Rushing		
Wooster	Barnes	22/36
B-W	Miker	11/66
Passing		
Wooster	Barnes	20-35/171
B-W	O'Rourke	9-13/154
Receiving		
Wooster	Daniels	6/54
B-W	Manders	3/42
Tackles		
Wooster	Breidigam	8
B-W	Kish	9

GAME SUMMARY/NOTES: Wooster scored 14 unanswered points and had two more possessions inside Baldwin-Wallace territory with a chance to pull within 10 during the third quarter, however, the Yellow Jackets were able to complete a 38-14 victory ... The Scots, with 10 new starters (6 offense, 4 defense), were ultimately done in by a slow start in the opener, as they fell behind 31-0 during the opening half ... Wooster's valiant comeback began when Logan Dunn caught a deflected pass for a 13-yard touchdown from freshman quarterback Richard Barnes with just :14 left before halftime ... The Scots scored on their second series of the second half and then Jeremy Petit recovered an on-sides kickoff. Following a missed field goal, Wooster's Quinn Hood collected an interception at the B-W 19-yard line, but the offense came up empty again.

GAME

2

WABASH 21

WOOSTER 17

Sept. 11 • at Hollett Little Giant Stadium • Crawfordsville, Ind.

	1	2	3	4	F
WOOSTER	0	7	0	10	17
WABASH	14	0	7	0	21

Qtr.	Time	Team	Play
1	9:38	WAB	Chamblee 72-yard pass from Belton (Whitehead kick)
	:49	WAB	Horn 23-yard pass from Belton (Whitehead kick)
2	7:56	WOO	Barnes 5-yard run (Palm kick)
3	9:27	WAB	Mambourg 2-yard run (Whitehead kick)
4	14:06	WOO	Flagg 14-yard run (Palm kick)
	3:53	WOO	Palm 37-yard field goal

Final Statistics

TEAM STATISTICS

	WOO	WAB
First Downs	19	18
Rushes/Yards	36/111	35/143
Passes/Yards	15-30/184	16-26/250
Plays/Yards	66/295	61/393
Turnovers (F-I)	3 (1-2)	3 (1-2)
Penalties/Yards	9/84	10/97
Punts/Avg.	5/35.6	4/30.2
3rd Down Conv.	2-12	5-12
Time of Poss.	30:54	29:06
Sacks By-Yards	4-43	1-5

INDIVIDUAL LEADERS

Rushing		
Wooster	Flagg	17/86
Wabash	Belton	15/81
Passing		
Wooster	Barnes	15-29/184
Wabash	Belton	16-26/250
Receiving		
Wooster	Redick	6/66
Wabash	Horn	8/108
Tackles		
Wooster	Clavijo	11
Wabash	Smith	13

GAME SUMMARY/NOTES: Down by four with possession of the ball at midfield, Wooster had a chance to pull off a victory over Wabash, ranked No. 22 (D3football.com), but the Little Giants intercepted a 4th-down pass to hang on for the 21-17 triumph in the NCAC opener ... Trailing by 14 (21-7) entering the fourth quarter, the Scots mounted another comeback, starting with a 14-yard Robert Flagg touchdown rush at the 14:06 mark. On the ensuing possession, Wooster's Rob Holtz and Dan Terhune turned away Wabash with back-to-back 15-yard sacks, and the Scots' offense followed with a Russ Palm 37-yard field goal with 3:53 remaining. Wooster got the ball back once more at its own 34 with :51 left and no timeouts ... Despite recovering a fumble on the opening kickoff and a Quinn Hood interception on the Little Giants' initial offensive possession, the Scots found themselves behind 14-0 after one period. Wooster missed a field goal on its first offensive series, and after the interception, gave it back to Wabash with another interception ... The Scots' second-quarter score came on 4th-and-goal, when Richard Barnes scrambled for a five-yard touchdown.

GAME

3

WOOSTER 31

OBERLIN 14

Sept. 18 • at John P. Papp Stadium • Wooster, Ohio

	1	2	3	4	F
OBERLIN	0	0	14	0	14
WOOSTER	0	7	14	10	31

Qtr.	Time	Team	Play
2	4:00	WOO	Flagg 20-yard run (Palm kick)
3	12:41	WOO	McIntyre 35-yard pass from Barnes (Palm kick)
	7:33	OBE	Harvey 16-yard pass from Mandel (Richard kick)
	7:15	WOO	Flagg 58-yard run (Palm kick)
	2:52	OBE	Harvey 15-yard pass from Mandel (Richard kick)
4	9:46	WOO	Palm 23-yard field goal
	:39	WOO	Barnes 3-yard run (Palm kick)

Final Statistics

TEAM STATISTICS

	OBE	WOO
First Downs	11	22
Rushes/Yards	33/42	46/252
Passes/Yards	14-24/187	17-26/224
Plays/Yards	57/229	72/476
Turnovers (F-I)	3 (0-3)	0 (0-0)
Penalties/Yards	5-45	6-55
Punts/Avg.	4/49.0	4/43.0
3rd Down Conv.	5-14	11-18
Time of Poss.	27:51	32:09
Sacks By-Yards	2-13	3-18

INDIVIDUAL LEADERS

Rushing		
Oberlin	Mixer	12/21
Wooster	Flagg	24/158
Passing		
Oberlin	Mandel	13-23/159
Wooster	Barnes	17-26/224
Receiving		
Oberlin	Harvey	5/89
Wooster	Redick	5/52
Tackles		
Oberlin	Richard	12
Wooster	Howard, Keyes, Terhune	8

GAME SUMMARY/NOTES: A 276-yard advantage in total offense (476-229) combined with three takeaways and zero giveaways allowed Wooster to steadily pull away from Oberlin to a 31-14 NCAC victory in the Scots' home opener ... The teams were scoreless through one quarter, thanks to interceptions by the Wooster defense on the Yeomen's initial three series. Girard Ogletree-Crawford, Jeremy Petit, and Quinton Howard each picked off a pass ... The Scots' offensive unit found its rhythm during the second, gaining 198 yards, but only had seven points to show for it, a nifty 20-yard touchdown run by Robert Flagg, sandwiched around two missed field goals ... Two big plays highlighted the third. First, a highlight-reel Jordan McIntyre 35-yard touchdown reception that saw him take a short pass, break a tackle in which the Oberlin defender's helmet went flying off, and bounce to the sideline where he sprinted to the score. Then, on the first play from scrimmage after the Yeomen got their first points, Flagg found a big gap on the right side en route to a 58-yard touchdown run ... Ahead 21-14 going into the fourth, Wooster dictated the action that quarter for its initial 2010 win.

2010 GAME RECAPS

GAME 4 WOOSTER 22 OHIO WESLEYAN 13

Sept. 25 • at Selby Field • Delaware, Ohio

	1	2	3	4	F
WOOSTER	6	9	0	7	22
OHIO WESLEYAN	7	0	0	6	13

Qtr.	Time	Team	Play
1	14:13	OWU	Varnier 31-yard interception return (Chilkov kick)
	8:30	WOO	Redick 2-yard pass from Barnes (kick failed)
2	5:04	WOO	Miner 40-yard field goal
	1:22	WOO	Flagg 25-yard pass from Barnes (kick failed)
4	12:37	OWU	Rayford 16-yard pass from Walendar (rush failed)
	4:23	WOO	Flagg 2-yard run (Palm kick)

Final Statistics

TEAM STATISTICS

	WOO	OWU
First Downs	19	13
Rushes/Yards	44/132	34/202
Passes/Yards	16-22/229	8-26/116
Plays/Yards	66/361	60/318
Turnovers (F-I)	3 (2-1)	6 (2-4)
Penalties/Yards	7/86	5/52
Punts/Avg.	5/38.0	3/38.3
3rd Down Conv.	4-13	5-13
Time of Poss.	35:30	24:30
Sacks By-Yards	2-20	5-22

INDIVIDUAL LEADERS

Rushing		
Wooster	Flagg	21/120
Ohio Wesleyan	Walendar	16/65
Passing		
Wooster	Barnes	16-22/229
Ohio Wesleyan	Walendar	7-22/112
Receiving		
Wooster	Redick	7/77
Ohio Wesleyan	Wilson	2/41
Tackles		
Wooster	Clavijo	10
Ohio Wesleyan	Murawski	15

GAME SUMMARY/NOTES: Wooster helped induce six turnovers from Ohio Wesleyan, sealing a win shortly after the fifth when the Fighting Scots turned an interception into a two-play, five-yard touchdown drive to go ahead 22-13 with less than 5:00 remaining. That turned out to be the final score at Selby Field's first night game ... The Battling Bishops had the crowd, estimated at 6,200, excited early, as they picked off a pass on the second play from scrimmage and returned it 31 yards for a touchdown ... Wooster's first points came on a 4th-down play, as Richard Barnes found Mike Redick for a two-yard touchdown pass ... In the second quarter, Ryan Miner drilled a 40-yard field goal, the longest by a Scot kicker since 2004, and the visitors added a 25-yard catch-and-run touchdown from Robert Flagg right before the half, however, Wooster only led 15-7 due to two missed extra points ... The next scoring did not come until early in the fourth when Ohio Wesleyan got into the end zone. The Scots' defense stuffed the two-point conversion to maintain the lead, and later, Matt Breidigam's interception deep inside Bishop territory helped seal the outcome.

GAME 5 WOOSTER 38 DENISON 28

Oct. 2 • at Deeds-Piper Stadium • Granville, Ohio

	1	2	3	4	F
WOOSTER	10	7	14	7	38
DENISON	7	0	0	21	28

Qtr.	Time	Team	Play
1	14:48	WOO	Ogletree-Crawford 92-yard kickoff return (Palm kick)
	10:52	DEN	Crawford 1-yard run (Schneider kick)
	7:08	WOO	Palm 34-yard field goal
2	1:23	WOO	Daniels 16-yard pass from Barnes (Palm kick)
3	12:01	WOO	Redick 2-yard pass from Barnes (Miner kick)
	7:02	WOO	Daniels 12-yard pass from Barnes (Miner kick)
4	6:01	DEN	Layer 10-yard pass from Paulus (Schneider kick)
	3:20	DEN	Layer 4-yard pass from Paulus (Schneider kick)
	2:29	WOO	Flagg 33-yard run (Miner kick)
	1:04	DEN	Gorton 4-yard run (Maguire kick)

Final Statistics

TEAM STATISTICS

	WOO	DEN
First Downs	14	22
Rushes/Yards	33/141	33/110
Passes/Yards	14-20/178	26-46/216
Plays/Yards	53/319	79/326
Turnovers (F-I)	1 (1-0)	1 (0-1)
Penalties/Yards	9/101	6/59
Punts/Avg.	4/45.8	5/25.2
3rd Down Conv.	4-10	6-16
Time of Poss.	26:58	33:02
Sacks By-Yards	4-33	2-10

INDIVIDUAL LEADERS

Rushing		
Wooster	Flagg	13/140
Denison	Crawford	19/104
Passing		
Wooster	Barnes	14-20/178
Denison	Paulus	25-44/209
Receiving		
Wooster	Redick	7/49
Denison	Layer	7/64
Tackles		
Wooster	Howard	13
Denison	Coleman	8

GAME SUMMARY/NOTES: Playing on the road for the fourth time in five weeks, Wooster rolled past Denison 38-28 to win the "Old Red Lantern" trophy for a 10th-straight time ... The final 10-point margin was not indicative of how dominant the Scots were, as they led 31-7 fairly deep into the fourth quarter before a combined four touchdowns over the final 6:01 ... Girard Ogletree-Crawford set the tone by returning the opening kickoff for a 92-yard touchdown. Ogletree-Crawford also set up Wooster's second touchdown, blocking a second-quarter punt to give the offense the ball at the Big Red 23. Three plays later, Richard Barnes connected with Cameron Daniels on a 16-yard score to make it 17-7 at halftime ... The Scots took complete control with two touchdowns early in the third quarter, passes to Mike Redick and Daniels again ... Robert Flagg notched his third consecutive 100-yard rushing game with 140 on just 13 carries.

GAME 6 WASH. U.-ST. LOUIS 14 WOOSTER 13

Oct. 16 • at John P. Papp Stadium • Wooster, Ohio

	1	2	3	4	F
WASH. U.	0	7	0	7	14
WOOSTER	0	7	0	6	13

Qtr.	Time	Team	Play
2	11:02	WOO	Redick 6-yard pass from Barnes (Miner kick)
	6:53	WASHU	Gulyas 12-yard pass from Sherman (Chalifour kick)
4	8:12	WASHU	Sherman 1-yard run (Chalifour kick)
	3:03	WOO	McIntyre 16-yard pass from Barnes (kick failed)

Final Statistics

TEAM STATISTICS

	WASHU	WOO
First Downs	14	19
Rushes/Yards	29/105	36/141
Passes/Yards	11-24/150	21-35/178
Plays/Yards	53/255	71/319
Turnovers (F-I)	2 (0-2)	3 (1-2)
Penalties/Yards	7/76	10/100
Punts/Avg.	6/42.0	3/43.7
3rd Down Conv.	3-11	5-15
Time of Poss.	25:24	34:36
Sacks By-Yards	1-3	1-8

INDIVIDUAL LEADERS

Rushing		
Wash. U.	O'Brien	19/80
Wooster	Barnes	17/72
Passing		
Wash. U.	Sherman	11-24/150
Wooster	Barnes	21-32/178
Receiving		
Wash. U.	Gulyas	5/57
Wooster	Redick	8/58
Tackles		
Wash. U.	Huber	11
Wooster	Keyes	10

GAME SUMMARY/NOTES: Wooster had better average field position and outgained Wash. U.-St. Louis by 68 yards (320-252), but the Scots were done in by three turnovers, 100 penalty yards, and two missed kicks, which allowed the Bears to take a 14-13 win ... The second missed kick was an extra point that sailed wide right with just 3:03 to play when it appeared Wooster was going to tie the game following a 16-yard pass from Richard Barnes to Jordan McIntyre ... Thanks to a three-and-out by the defense, the Scots had another opportunity, but fumbled three plays into their final possession ... The two teams exchanged touchdowns during both the second and fourth quarters.

2010 GAME RECAPS

GAME 7

CASE WEST. RESERVE 28 WOOSTER 14

Oct. 23 • at Case Field • Cleveland, Ohio

	1	2	3	4	F
WOOSTER	0	7	7	0	14
CASE	7	14	0	7	28

Qtr.	Time	Team	Play
1	6:32	CASE	Homyk 1-yard pass from Baum (Coffey kick)
2	11:17	CASE	Homyk 8-yard pass from Baum (Coffey kick)
	7:28	WOO	Stoffer 6-yard pass from Barnes (Palm kick)
	2:51	CASE	Nicely 24-yard pass from Baum (Coffey kick)
3	7:11	WOO	Barnes 2-yard run (Palm kick)
4	6:50	CASE	Nicely 5-yard pass from Baum (Coffey kick)

Final Statistics

TEAM STATISTICS

	WOO	CASE
First Downs	18	20
Rushes/Yards	33/79	36/137
Passes/Yards	24-35/159	22-32/194
Plays/Yards	68/238	68/331
Turnovers (F-I)	2 (1-1)	1 (1-0)
Penalties/Yards	5/60	7/54
Punts/Avg.	5/35.4	3/40.0
3rd Down Conv.	7-16	7-15
Time of Poss.	30:23	29:37
Sacks By-Yards	1-9	3-18

INDIVIDUAL LEADERS

Category	Player	Stats
Rushing	Wooster	Flagg 12/40
	Case	Bush 18/65
	Wooster	Barnes 24-35/159
Passing	Case	Baum 22-32/194
	Wooster	Redick 6/59
Receiving	Case	Homyk 9/100
	Wooster	Keyes 17
Tackles	Wooster	English 10

GAME SUMMARY/NOTES: Wooster was within 21-14 during the fourth quarter and appeared to be getting the ball in good position, but a roughing-the-punter penalty extended a Case Western Reserve drive and the Spartans took advantage, going on to score a clinching touchdown for a 28-14 triumph ... Case extended its regular season win streak to 38 games ... The Scots had scored the lone points of the third - a two-yard touchdown rush by Richard Barnes - and was winning the field position as punter Dana Obery pinned the Spartans at their own one-yard line on the second play of the fourth. Case was then forced to punt from its own nine, but it was nullified due to the penalty and the Spartans went on to complete a 17-play, 99-yard touchdown drive ... Mike Redick became the 13th in school history to reach 1,000 career receiving yards during the game, and Eric Keyes had a career game with 17 tackles as well as a forced fumble.

GAME 8

WOOSTER 62 HIRAM 0

Oct. 30 • at John P. Papp Stadium • Wooster, Ohio

	1	2	3	4	F
HIRAM	0	0	0	0	0
WOOSTER	14	20	14	14	62

Qtr.	Time	Team	Play
1	9:53	WOO	Flagg 5-yard run (Palm kick)
	3:17	WOO	Flagg 6-yard run (Palm kick)
2	9:41	WOO	Barnes 6-yard run (Palm kick)
	4:52	WOO	Flagg 3-yard run (kick failed)
	:23	WOO	Flagg 2-yard run (Palm kick)
3	10:12	WOO	Barnes 3-yard run (Palm kick)
	1:52	WOO	Redick 1-yard pass from Barnes (Palm kick)
4	11:40	WOO	Tomcufcik 6-yard run (Palm kick)
	9:14	WOO	Frongillo 1-yard run (Palm kick)

Final Statistics

TEAM STATISTICS

	HIR	WOO
First Downs	14	26
Rushes/Yards	24/39	45/236
Passes/Yards	31-50/195	21-32/327
Plays/Yards	74/234	77/563
Turnovers (F-I)	1 (0-1)	2 (1-1)
Penalties/Yards	6/55	7/66
Punts/Avg.	7/25.1	2/43.0
3rd Down Conv.	3-17	8-12
Time of Poss.	30:04	29:56
Sacks By-Yards	1-2	4-17

INDIVIDUAL LEADERS

Category	Player	Stats
Rushing	Hiram	Rehor 14/18
	Wooster	Flagg 17/108
	Hiram	Rehor 23-36/134
Passing	Wooster	Barnes 20-31/320
	Receiving	Hiram
Tackles	Wooster	Redick 12/134
	Hiram	Dickerhoof 17
	Wooster	Howard 11

GAME SUMMARY/NOTES: Wooster rolled up a season-high 563 yards of total offense en route to the seventh-highest scoring output in school history and its defense posted a shutout for the first time since Oct. 14, 2006, in a thoroughly-dominating effort that added up to a 62-0 victory over Hiram ... The 62 points included eight rushing touchdowns, tying a team record which last occurred at Kenyon on Oct. 9, 2004 ... During one stretch, the Scots scored on four-straight possessions ... Most of Wooster's rushing touchdowns were set up by the passing game as Richard Barnes completed 20-of-31 for 320 yards, the 11th-most in school history. Mike Redick was his favorite target again, as he hauled in 12 receptions for 134 yards - both career highs - and the 12 receptions tied for the second-most in Scot annals.

GAME 9

WOOSTER 31 KENYON 6

Nov. 6 • at John P. Papp Stadium • Wooster, Ohio

	1	2	3	4	F
KENYON	0	0	6	0	6
WOOSTER	14	7	7	3	31

Qtr.	Time	Team	Play
1	9:28	WOO	Taylor 1-yard run (Palm kick)
	4:06	WOO	Barnes 7-yard run (Palm kick)
2	13:41	WOO	Flagg 40-yard pass from Barnes (Palm kick)
3	3:50	KEN	Small 20-yard pass from Shannon (kick failed)
	1:51	WOO	Trout 56-yard interception return (Palm kick)
4	13:02	WOO	Palm 27-yard field goal

Final Statistics

TEAM STATISTICS

	KEN	WOO
First Downs	17	19
Rushes/Yards	37/123	38/107
Passes/Yards	23-34/160	15-24/210
Plays/Yards	71/283	62/317
Turnovers (F-I)	2 (1-1)	2 (1-1)
Penalties/Yards	7/74	6/55
Punts/Avg.	4/30.5	6/41.0
3rd Down Conv.	3-15	4-12
Time of Poss.	31:03	28:57
Sacks By-Yards	2-11	3-20

INDIVIDUAL LEADERS

Category	Player	Stats
Rushing	Kenyon	Williams 20/84
	Wooster	Flagg 19/54
Passing	Kenyon	Shannon 23-34/160
	Wooster	Barnes 15-24/210
Receiving	Kenyon	Williams 6/40
	Wooster	Redick 8/104
Tackles	Kenyon	Calcei 10
	Wooster	Howard 13

GAME SUMMARY/NOTES: Wooster's offense scored touchdowns on three of its first four series and Taylor Trout added a 56-yard interception return for a score to highlight the second half, as the Scots' conference championship aspirations remained intact with a 31-6 win over Kenyon ... After methodically building a 21-0 halftime lead, Wooster gave up a score to the winless Lords late in the third, followed shortly thereafter by a Scot fumble. Trout quickly halted Kenyon's momentum, picking off a short pass and sprinting untouched into the end zone for a 28-6 lead. It marked Trout's third career score ... Mike Redick notched a second-straight 100-yard receiving game (104).

2010 GAME RECAPS

GAME 10 WITTENBERG 22 WOOSTER 17

Nov. 13 • at John P. Papp Stadium • Wooster, Ohio

	1	2	3	4	F
WITTENBERG	0	6	3	13	22
WOOSTER	7	3	0	7	17

Qtr.	Time	Team	Play
1	4:51	WOO	Flagg 4-yard run (Palm kick)
2	9:38	WITT	Williams 38-yard field goal
	3:13	WITT	Williams 24-yard field goal
	:08	WOO	Palm 36-yard field goal
3	:08	WITT	Williams 21-yard field goal
	12:07	WITT	McKee 43-yard pass from Zoeller (Williams kick)
4	7:39	WOO	Daniels 19-yard pass from Barnes (Palm kick)
	1:23	WITT	Zoeller 4-yard run (pass failed)

Final Statistics

TEAM STATISTICS

	WITT	WOO
First Downs	17	16
Rushes/Yards	34/97	23/37
Passes/Yards	19-40/304	27-47/193
Plays/Yards	74/401	70/230
Turnovers (F-I)	2 (0-2)	3 (0-3)
Penalties/Yards	7/55	8/48
Punts/Avg.	5/40.8	6/42.7
3rd Down Conv.	10-19	8-18
Time of Poss.	34:08	25:52
Sacks By-Yards	4-33	1-4

INDIVIDUAL LEADERS

Rushing		
Wittenberg	Weber	20/55
Wooster	Flagg	16/61
Passing		
Wittenberg	Zoeller	19-40/304
Wooster	Barnes	27-47/193
Receiving		
Wittenberg	McKee	8/152
Wooster	Flagg	10/47
Tackles		
Wittenberg	Vallery	10
Wooster	Ogletree-Crawford	11



Cameron Daniels and field judge Barry Wilson both signal after Daniels' fourth-quarter touchdown, which gave the Fighting Scots a 17-16 lead over archrival and No. 9 ranked Wittenberg University in the finale.

GAME SUMMARY/NOTES: Wittenberg quarterback Ben Zoeller scored on a four-yard touchdown rush with 1:23 left to take a 22-17 lead, and Wooster was unable to answer on its final possession as the Tigers, ranked No. 9 (D3football.com), escaped Papp Stadium with the outright North Coast Athletic Conference championship ... The Scots had hopes of forcing a three-way tie for the title and when they went up 17-16 on a 19-yard Cameron Daniels' touchdown reception midway through the fourth quarter, followed by a defensive stop, it appeared that goal would be achieved ... With the one-point lead, Wooster got the ball back with 6:22 to play and converted one first down, but on 3rd-and-11, a pass was deflected at the line of scrimmage and Wittenberg came down with the interception right at midfield. The Tigers turned that into the winning score ... Robert Flagg accounted for the game's first points, tallying his 10th rushing touchdown of the season ... The Scots' defense kept Wittenberg out of the end zone, limiting the visitors to three field goals of 38, 24, and 21 yards the first three quarters, as Wooster led 10-9 entering the fourth.

ALL-TIME INDIVIDUAL RECORDS

- TOTAL OFFENSE -

Most Plays Game	59	Austin Holter at Wash. U.-St. Louis, 2009
	57	Richard Barnes at Baldwin-Wallace, 2010
		Craig Lombardi vs. Case Reserve, 1987
	55	Austin Holter at Case Reserve, 2008
	54	Richard Barnes vs. Wittenberg, 2010
		Austin Holter vs. Wabash, 2009
		Don Mathews vs. John Carroll, 1986
	52	Richard Barnes at Case Reserve, 2010
		Austin Holter vs. Case Reserve, 2009
		Austin Holter vs. Allegheny, 2008
		Austin Holter at Wabash, 2008
	51	Justin Abraham vs. Wittenberg, 1999
		Rich Judd vs. Allegheny, 1995
	50	Four times
Season	457	Austin Holter, 2009
	439	Richard Barnes, 2010
	422	Austin Holter, 2008
	361	Craig Lombardi, 1987
	356	John Ramsier, 1992
	355	Austin Holter, 2007
	353	Tony Sutton, 2004
	346	Rich Judd, 1996
	327	Justin Schafer, 2004
		Ron Wright, 1982
Career	1251	Rich Judd, 1995-98
	1238	Austin Holter, 2006-09
	1074	Justin Schafer, 2003-06
	899	Brian Grandison, 1988-91
	839	Tony Sutton, 2002-04
	711	Craig Lombardi, 1986-88
	687	Vic Rowcliffe, 1988-91
	670	Justin Abraham, 1997-00
	663	Dustin Sheppard, 2005-08
	644	Steve McClellan, 1957-60
Most Yards Gained Game	446	Rich Judd vs. Oberlin, 1997
	434	Bobby Reiff vs. Hiram, 2005
	424	Austin Holter at Wash. U.-St. Louis, 2009
	416	Austin Holter vs. Waynesburg, 2009
	413	Justin Schafer vs. Wittenberg, 2004
	393	Austin Holter vs. Wash.-St. Louis, 2008
	390	John Ramsier vs. vs. Kalamazoo, 1992
	361	Austin Holter vs. Allegheny, 2008
	358	Justin Schafer vs. Allegheny, 2005
	353	Richard Barnes vs. Hiram, 2010
Season	2873	Austin Holter, 2009
	2712	Austin Holter, 2008
	2355	Richard Barnes, 2010
	2240	Tony Sutton, 2004
	2206	Justin Schafer, 2004
	2061	Rich Judd, 1998
	2018	Rich Judd, 1997
	1955	Tony Sutton, 2003
	1880	Rich Judd, 1996
	1856	John Ramsier, 1992
Career	7459	Austin Holter, 2006-09
	7331	Rich Judd, 1995-98
	6370	Justin Schafer, 2003-06
	5613	Tony Sutton, 2002-04
	4042	Brian Grandison, 1988-91
	3912	Tom Dingle, 1955-58
	3826	Justin Abraham, 1997-00
	3487	Jeff Spraggins, 1999-02
	3282	Steve McClellan, 1957-60
	3265	Dustin Sheppard, 2005-08
Highest Average Gain Per Play Season	10.2	Rich Judd, 1998 (202 for 2,061)
	8.6	Tom Dingle, 1955 (128 for 1,100)
	7.8	Dick Jacobs, 1954 (133 for 1,033)
	7.2	Tony Sutton, 2003 (271 for 1,955)
	7.1	Jim Bressi, 1974 (114 for 807)
Career	7.1	Dick Jacobs, 1952-55 (328 for 2,323)
	6.7	Tony Sutton, 2002-04 (839 for 5,613)
	6.4	Tom Dingle, 1955-58 (613 for 3,912)
	6.3	Jeff Spraggins, 1999-02 (557 for 3,282)
	6.0	Austin Holter, 2006-09 (1,238 for 7,459)

- RUSHING -

Most Rushes Game	49	Eric Robinson vs. Earlham, 1992
	45	Brian Grandison vs. Oberlin, 1989
	44	Brian Grandison vs. Case Reserve, 1991
	41	Dustin Sheppard vs. Kenyon, 2006
		Tony Sutton vs. Wittenberg, 2003
		Eric Robinson vs. Wilmington, 1992
		Brian Grandison vs. Denison, 1991
		Steve McClellan vs. Ashland, 1959
Season	352	Tony Sutton, 2004
	271	Tony Sutton, 2003
	268	Brian Grandison, 1989
	259	Brian Grandison, 1991
	236	Steve McClellan, 1960
	215	Tony Sutton, 2002
	214	Brian Grandison, 1990
	202	Scott Jones, 2001
	198	Steve McClellan, 1959
	196	Dustin Sheppard, 2007
Career	889	Brian Grandison, 1988-91
	838	Tony Sutton, 2002-04
	660	Dustin Sheppard, 2005-08
	644	Steve McClellan, 1957-60
	613	Tom Dingle, 1955-58
	600	Jeff Elser, 1995-98
	577	Rich Leone, 1977-80
	493	Scott Jones, 1999-02
	488	Jim Turner, 1959-62
	440	Ed Thompson, 1967-70
Most Yards Gained Game	338	Tony Sutton at Case Reserve, 2003
	313	Tony Sutton at Ohio Wesleyan, 2002
	292	Brian Grandison vs. Earlham, 1991
	286	Tony Sutton at Kenyon, 2004
	278	Dustin Sheppard at Kenyon, 2006
	273	Tony Sutton at Earlham, 2003
	272	Dick Jacobs at Oberlin, 1954
	270	Tony Sutton vs. Denison, 2003
	261	Tony Sutton vs. Case Reserve, 2002
	258	Eric Robinson at Wilmington, 1992
	250	Dustin Sheppard at Oberlin, 2005
	240	Tom Dingle at Oberlin, 1956
	239	Tony Sutton at Hiram, 2004
	229	Scott Jones at Denison, 2002
	224	Tony Sutton vs. Earlham, 2002
	221	Tony Sutton vs. Wittenberg, 2004
	214	Brian Grandison vs. Kenyon, 1990
	209	Tony Sutton vs. Aurora, 2004
	208	Tony Sutton at Ohio Wesleyan, 2004
		Jeff Wise vs. Oberlin, 1971
	206	Will Schober at Case Reserve, 1999
	205	Brian Grandison vs. Case Reserve, 1989
		Mike Gordon vs. Hiram, 1966
	204	Tony Sutton at Allegheny, 2002
	202	Eric Robinson vs. Earlham, 1992
Season	2240	Tony Sutton, 2004
	1955	Tony Sutton, 2003
	1418	Tony Sutton, 2002
	1236	Brian Grandison, 1991
	1190	Steve McClellan, 1960
	1100	Tom Dingle, 1955
	1088	Steve McClellan, 1959
	1086	Rod Dingle, 1965
	1035	Brian Grandison, 1990
	1033	Dick Jacobs, 1954
	1020	Dustin Sheppard, 2006
	1009	Brian Grandison, 1989
Career	5613	Tony Sutton, 2002-04
	4042	Brian Grandison, 1988-91
	3912	Tom Dingle, 1955-58
	3282	Steve McClellan, 1957-60
	3250	Dustin Sheppard, 2005-08
	2691	Jeff Elser, 1995-98
	2591	Rich Leone, 1977-80
	2323	Dick Jacobs, 1952-55
	2170	Jim Turner, 1959-62
	2039	Scott Jones, 1999-02

Highest Average Gain Per Rush

Game (min. 6)	17.2	Mike Gordon vs. Oberlin, 1967 (6 for 103)
(min. 10)	15.5	Tony Sutton vs. Bethany, 2002 (11 for 171)
(min. 14)	13.6	Tom Dingle vs. Oberlin, 1955 (14 for 190)
(min. 15)	12.9	Tony Sutton at Bethany, 2003 (15 for 193)
(min. 20)	10.2	Tony Sutton at Kenyon, 2004 (28 for 286)
Season	8.6	Tom Dingle, 1955 (128 for 1,100)
	7.8	Dick Jacobs, 1954 (133 for 1,033)
	7.2	Tony Sutton, 2003 (271 for 1,955)
	6.6	Tony Sutton, 2002 (215 for 1,418)
	6.5	Rod Dingle, 1965 (168 for 1,086)
	6.4	Tony Sutton, 2004 (352 for 2,240)
	6.3	John Siskowic, 1953 (104 for 660)
	6.3	Austin Holter, 2009 (121 for 767)
	6.3	Jerry Behringer, 1952 (142 for 897)
	6.0	Austin Holter, 2008 (125 for 755)
Career	7.1	Dick Jacobs, 1952-55 (328 for 2,323)
	6.7	Tony Sutton, 2002-04 (838 for 5,613)
	6.4	Tom Dingle, 1955-58 (613 for 3,912)
	5.8	Rod Dingle, 1963-65 (337 for 1,948)
	5.5	Will Schober, 1996-99 (249 for 1,360)
	5.3	Robert Flagg, 2008-pres. (280 for 1,489)
	5.3	John Siskowic, 1951-53 (319 for 1,681)
	5.1	Austin Holter, 2006-09 (361 for 1,831)

Most Rushing Touchdowns

Game	6	Tony Sutton at Kenyon, 2004
		Tony Sutton at Earlham, 2003
		Tony Sutton at Case Reserve, 2003
	5	Dustin Sheppard at Kenyon, 2006
		Tony Sutton vs. Aurora, 2004
		Tony Sutton at Wittenberg, 2003
		Tony Sutton vs. Denison, 2003
		Scott Jones at Denison, 2002
		Tony Sutton at Ohio Wesleyan, 2002
		Tom Dingle at Oberlin, 1956
		Tom Dingle vs. Oberlin, 1955
	4	Robert Flagg vs. Hiram, 2010
		Tony Sutton vs. Wittenberg, 2004
		Tony Sutton vs. Earlham, 2002
		Brian Grandison at Earlham, 1990
Season	31	Tony Sutton, 2004
	30	Tony Sutton, 2003
	17	Steve McClellan, 1960
	16	Dick Jacobs, 1954
	15	Tony Sutton, 2002
		Rod Dingle, 1965
	14	Dustin Sheppard, 2006
		John Siskowic, 1952
	13	Steve McClellan, 1959
	11	Brian Grandison, 1991
	10	Robert Flagg, 2010
		Brock Wanless, 1998
		Brian Grandison, 1989
		Dick Jacobs, 1955
Career	76	Tony Sutton, 2002-04
	45	Tom Dingle, 1955-58
	38	Brian Grandison, 1988-91
	36	Steve McClellan, 1957-60
	34	Dustin Sheppard, 2005-08
	32	Dick Jacobs, 1952-55
	29	Jeff Elser, 1995-98
		John Siskowic, 1951-53
	28	Rod Dingle, 1963-65
	24	Austin Holter, 2006-09
	21	Scott Jones, 1999-02
		Brock Wanless, 1996-99

ALL-TIME INDIVIDUAL RECORDS

- PASSING -

Most Passes Completed

Game	34	John Ramsier vs. Kalamazoo, 1992
	28	Don Mathews at John Carroll, 1986
	27	Richard Barnes vs. Wittenberg, 2010
	26	Austin Holter at Wash. U.-St. Louis, 2009
	25	Rich Judd at Kenyon, 1995

Season	192	Austin Holter, 2009
	189	Richard Barnes, 2010
	176	John Ramsier, 1992
	167	Austin Holter, 2008
	147	Rich Judd, 1998
		Rich Judd, 1996
	145	Austin Holter, 2007
	144	Craig Lombardi, 1987
	142	Justin Abraham, 1999
	134	Rich Judd, 1995

Career	561	Rich Judd, 1995-98
	504	Austin Holter, 2006-09
	405	Justin Schafer, 2003-06
	306	Justin Abraham, 1997-00
	282	Craig Lombardi, 1986-88
	240	Vic Rowcliffe, 1988-91
	229	Jeff Spraggins, 1999-02
	226	John Ramsier, 1989-92
	222	Ron Wright, 1979-82
	189	Richard Barnes, 2010-pres.

Most Passes Attempted

Game	51	John Ramsier vs. Kalamazoo, 1992
	48	Justin Abraham vs. Wittenberg, 1999
	47	Richard Barnes vs. Wittenberg, 2010
		Craig Lombardi at Case Reserve, 1987
	45	Don Mathews at John Carroll, 1986
	44	Justin Abraham at Allegheny, 1999

Season	336	Austin Holter, 2009
	309	John Ramsier, 1992
	301	Richard Barnes, 2010
	300	Craig Lombardi, 1987
	297	Austin Holter, 2008
	278	Justin Abraham, 1999
	265	Rich Judd, 1996
	258	Craig Lombardi, 1988
	256	Rich Judd, 1998
	252	Ron Wright, 1982

Career	991	Rich Judd, 1995-98
	877	Austin Holter, 2006-09
	765	Justin Schafer, 2003-06
	590	Justin Abraham, 1997-00
	588	Craig Lombardi, 1986-88
	480	Vic Rowcliffe, 1988-91
	467	Jeff Spraggins, 1999-02
	459	Ron Wright, 1979-82
	417	John Ramsier, 1989-92
	344	Phil Lucchese, 1982-84

Highest Percentage of Passes Completed

Game	(min. 15)	88.2%	Austin Holter vs. Kenyon, 2007
		(15 of 17)	
	(min. 20)	77.3%	Rich Judd vs. Oberlin, 1998
		(17 of 22)	
	(min. 25)	76.5%	Austin Holter at Wash. U.-St. Louis, 2009
		(26 of 34)	

Season	62.8%	Richard Barnes, 2010 (189 of 301)
	60.1%	Rich Judd, 1995 (134 of 223)
	59.7%	Austin Holter, 2007 (145 of 243)
	57.4%	Rich Judd, 1998 (147 of 256)
	57.4%	Bobby Reiff, 2006 (39 of 68)
	57.1%	Austin Holter, 2009 (192 of 336)
	57.0%	John Ramsier, 1992 (176 of 309)
	56.2%	Austin Holter, 2008 (167 for 297)
	55.8%	Justin Schafer, 2003 (86 of 154)
	55.7%	Gregg Barney, 1981 (39 of 70)

Career	62.8%	Richard Barnes, 2010-pres. (189 of 301)
	57.5%	Austin Holter, 2006-09 (504 of 877)
	56.6%	Rich Judd, 1995-98 (561 of 991)
	54.2%	John Ramsier, 1989-92 (226 of 417)
	52.9%	Justin Schafer, 2003-06 (405 of 765)
	51.9%	Justin Abraham, 1997-00 (306 of 590)
	51.1%	Ted Hole, 1952-55 (145 of 284)
	50.2%	Bobby Reiff, 2003-06 (125 of 249)
	50.0%	Vic Rowcliffe, 1988-91 (240 of 480)

Most Yards Gained

Game	423	Bobby Reiff vs. Hiram, 2005
	414	Rich Judd at Oberlin, 1997
	400	John Ramsier vs. Kalamazoo, 1992
	328	Austin Holter vs. Waynesburg, 2009
	327	Austin Holter vs. Wash. U.-St. Louis, 2008
	326	Justin Abraham at Hiram, 2000
		Rich Judd at Kenyon, 1996
	323	Jeff Spraggins vs. Kalamazoo, 2001
		Rich Judd vs. Ohio Wesleyan, 1996
	321	Rich Judd at Allegheny, 1997
	320	Richard Barnes vs. Hiram, 2010
	315	Justin Schafer vs. Wittenberg, 2004
	314	Justin Schafer at Allegheny, 2005
	311	Justin Abraham at Kalamazoo, 2000

Season	2106	Austin Holter, 2009
	2046	Richard Barnes, 2010
	2036	John Ramsier, 1992
	1971	Rich Judd, 1997
	1957	Austin Holter, 2008
	1956	Rich Judd, 1998
	1877	Justin Schafer, 2003
	1791	Rich Judd, 1996
	1753	Justin Abraham, 1999
	1742	Craig Lombardi, 1988

Career	7150	Rich Judd, 1995-98
	5628	Austin Holter, 2006-09
	5464	Justin Schafer, 2003-06
	3796	Justin Abraham, 1997-00
	3680	Jeff Spraggins, 1999-02
	3485	Craig Lombardi, 1986-88
	2697	Vic Rowcliffe, 1988-91
	2633	John Ramsier, 1989-92
	2303	Ron Wright, 1979-82
	2132	Ted Hole, 1952-55

Most Yards Gained Per Completion

Season	(min. 50)	17.4	Jim Bressi, 1974 (50 for 868)
	(min. 70)	16.3	Jeff Spraggins, 2001 (74 for 1,211)
	(min. 100)	16.1	Jeff Spraggins, 2002 (100 for 1,609)
	(min. 120)	15.4	Justin Schafer, 2004 (122 for 1,877)

Career	(min. 200)	16.1	Jeff Spraggins, 1999-02 (229 for 3,680)
	(min. 400)	13.5	Justin Schafer, 2003-06 (405 for 5,464)
	(min. 500)	12.8	Rich Judd, 1995-98 (561 for 7,150)

Most Touchdown Passes

Game	5	Austin Holter at Earlham, 2009
		Jeff Spraggins vs. Kenyon, 1999
		Rich Judd at Oberlin, 1997
		Rich Judd vs. Ohio Wesleyan, 1996
	4	12 times

Season	21	Rich Judd, 1997
	20	Austin Holter, 2009
		Rich Judd, 1998
	19	Jeff Spraggins, 2002
	18	Justin Abraham, 1999
	17	Justin Schafer, 2004
	16	John Ramsier, 1992
	14	Richard Barnes, 2010
	13	Austin Holter, 2008
		Justin Abraham, 2000
		Rich Judd, 1996
		Craig Lombardi, 1988
	12	Justin Schafer, 2006
		Jeff Spraggins, 2001
	10	Austin Holter, 2007
		Justin Schafer, 2003
		Vic Rowcliffe, 1990

Career	59	Rich Judd, 1995-98
	47	Justin Schafer, 2003-06
	43	Austin Holter, 2006-09
	42	Jeff Spraggins, 1999-02
	34	Justin Abraham, 1997-00
	24	Vic Rowcliffe, 1988-91
	22	Ted Hole, 1952-55
	20	Craig Lombardi, 1986-88
	18	John Ramsier, 1989-92
	14	Richard Barnes, 2010-pres.

Most Passes Had Intercepted

Game	4	11 times
Season	20	John Ramsier, 1992
Career	36	Austin Holter, 2006-09

Highest Passing Efficiency Rating Points

Season	145.69	Rich Judd, 1997
	141.13	Rich Judd, 1998
	139.63	Jeff Spraggins, 2002
	138.91	Bobby Reiff, 2006
	132.81	Ron Whitaker, 1959
	132.45	Ted Hole, 1953
	132.03	Randy Snow, 1965
	131.57	Justin Schafer, 2004
	130.73	Jeff Spraggins, 2001
	127.93	Richard Barnes, 2010

Career	133.77	Jeff Spraggins, 1999-02
	131.21	Rich Judd, 1995-98
	127.93	Richard Barnes, 2010-pres.
	124.32	Justin Schafer, 2003-06
	119.34	Austin Holter, 2006-09
	*117.64	Ted Hole, 1952-55
	115.43	Justin Abraham, 1997-00
	111.72	Bobby Reiff, 2003-06
	107.09	John Ramsier, 1989-92
	105.77	Tim Raffel, 1977-78
	102.95	Gregg Barney, 1979-82

*Missing passing statistics from 1952

ALL-TIME INDIVIDUAL RECORDS

- RECEIVING -

Most Passes Caught		
Game	13	Brandon Good at Allegheny, 1997
	12	Mike Redick vs. Hiram, 2010
		Brandon Good at Denison, 1998
		Price Daw vs. Allegheny, 1950
	11	Chris Cabot at Kalamazoo, 2000
		Brandon Good vs. Ohio Wesleyan, 1998
		Brandon Good at Ohio Wesleyan, 1997
	10	Three times
Season		
	69	Mike Redick, 2010
	66	Brandon Good, 1998
	60	Brandon Good, 1997
	57	Brandon Good, 1996
	54	Chris Cabot, 2001
	53	Richie McNally, 2004
	50	Tony Harris, 1987
	49	Chris Cabot, 2000
	47	Ned Compton, 1974
	45	Reggie Ray, 1999
Career		
	224	Brandon Good, 1995-98
	143	Chris Cabot, 1998-01
	123	Mike Redick, 2007-10
	107	Reggie Ray, 1996-99
		Phil Puryear, 1987-90
	105	Price Daw, 1948-50
	101	Rick Koeth, 1972-75
	98	Tony Harris, 1984-87
	97	Ned Compton, 1972-74
	85	Brian Wright, 1991-94
Most Yards Gained		
Game	200	Chris Cabot vs. Kenyon, 2001
	195	Brandon Good at Allegheny, 1997
	183	Chris Cabot vs. Kenyon, 1999
		Brandon Good vs. Ohio Wesleyan, 1996
	175	Darryl Simmons vs. Kalamazoo, 2001
	169	Reggie Ray at Oberlin, 1997
	168	David Miller vs. Hiram, 2005
	167	Richie McNally vs. Wittenberg, 2004
	164	Chris Cabot at Hiram, 2000
	163	Price Daw vs. Allegheny, 1950
	160	Ned Compton vs. Otterbein, 1974
	150	Mike Franciscangeli at Wabash, 2008
Season		
	1060	Richie McNally, 2004
	902	Brandon Good, 1997
	873	Chris Cabot, 2001
	825	Chris Cabot, 2000
	821	Ned Compton, 1974
	810	Reggie Ray, 1999
	762	Brandon Good, 1998
	691	Brandon Good, 1996
	684	Mike Redick, 2010
	662	Tony Harris, 1987
Career		
	2838	Brandon Good, 1995-98
	2302	Chris Cabot, 1998-01
	2044	Reggie Ray, 1996-99
	1650	Phil Puryear, 1987-90
	1557	Ned Compton, 1972-74
	1474	Tony Harris, 1984-87
		Price Daw, 1948-50
	1332	Richie McNally, 2001-04
	1296	Mike Redick, 2007-10
	1188	Rick Koeth, 1972-75
	1099	Tim Slovensky, 2001-04
	1091	Darryl Simmons, 1998-01
	1035	Brian Wright, 1991-94

Highest Average Gain Per Reception		
Game	(min. 3)	43.3 Phil Puryear at Case Reserve, 1990
		(3 for 131)
	(min. 4)	36.8 Aaron Gertz at Allegheny, 2005
		(4 for 147)
	(min. 5)	33.8 Reggie Ray at Oberlin, 1997
		(5 for 169)
Season		
	(min. 15)	22.5 David Miller, 2005 (16 for 360)
	(min. 25)	21.4 Reggie Ray, 1998 (27 for 578)
	(min. 50)	20.0 Richie McNally, 2004 (53 for 1,060)
Career		
	(min. 50)	19.3 Richie McNally, 2001-04 (69 for 1,332)
	(min. 100)	19.1 Reggie Ray, 1996-99 (107 for 2,044)
	(min. 125)	16.1 Chris Cabot, 1998-01 (143 for 2,302)
Most Touchdown Passes Caught		
Game	4	Chris Cabot vs. Kenyon, 1999
		Brandon Good vs. Ohio Wesleyan, 1996
	3	Six times
Season		
	11	Richie McNally, 2004
	10	Chris Cabot, 1999
		Brandon Good, 1996
	9	Brandon Good, 1998
	8	Chris Cabot, 2000
		Reggie Ray, 1999
		Reggie Ray, 1998
		Brandon Good, 1997
	7	Darryl Simmons, 2001
		Phil Puryear, 1990
Career		
	30	Brandon Good, 1995-98
	24	Chris Cabot, 1998-01
		Reggie Ray, 1996-99
	12	Richie McNally, 2001-04
	11	Phil Puryear, 1987-90
	10	Cameron Daniels, 2008-pres.
		Vince Cellini, 1977-80
		Ned Compton, 1972-74
	9	Tim Slovensky, 2001-04
		Darryl Simmons, 1998-01
		Rick Fox, 1990-93

Wooster's Misc. Records

Longest Rushing Touchdown	-----98 yards
	Dick Jacobs vs. Kenyon on Oct. 3, 1953
Longest Passing Touchdown	-----91 yards
	Vic Rowcliffe to Phil Puryear at Case Western Reserve on Sept. 29, 1990
Longest Field Goal	-----49 yards
	Dave Baka at Ohio Wesleyan on Sept. 27, 1986
Longest Punt	-----73 yards
	Tim Gargasz at Oberlin on Oct. 10, 1992
Longest Fumble Return	-----95 yards
	George Weisenbach at Akron on Oct. 21, 1933
Longest Interception Return	-----100 yards
	Ryan Jayne vs. Hope on Sept. 6, 2003
Longest Punt Return	-----98 yards
	Mark Griggs vs. Oberlin on Sept. 13, 1980
Longest Kickoff Return	-----93 yards
	Bryan Albani vs. Case Reserve on Oct. 10, 2009
Longest Winning Streak	-----23 games
	1918-21
Longest Losing Streak	-----12 games
	1910-12
Most Consecutive Shutouts	-----13 games
	1919-20
Most Consecutive Games Without Being Shutout	-----100 games
	1996-2005
Highest Final National Ranking	
American Football Coaches' Association	--No. 11, 2004
D3football.com	-----No. 10, 2004
<i>Football Gazette</i>	-----No. 4, 1997
Highest National Ranking	
American Football Coaches' Association	--No. 6, 2004
D3football.com	-----No. 5, 2004
<i>Football Gazette</i>	-----No. 4, 1997-98
Last Time Nationally Ranked	2005 preseason

ALL-TIME INDIVIDUAL RECORDS

– SCORING –

Most Points Scored

Game	36	Tony Sutton at Kenyon, 2004 Tony Sutton at Earlham, 2003 Tony Sutton at Case Reserve, 2003 Tom Dingle at Oberlin, 1956
	30	Eight times

Season	198	Tony Sutton, 2004
	186	Tony Sutton, 2003
	162	Richie McNally, 2004
	108	Steve McClellan, 1960
	96	Tony Sutton, 2002 Dick Jacobs, 1954
	94	Rod Dingle, 1965
	86	Steve McClellan, 1959
	84	Dustin Sheppard, 2006 John Siskowic, 1952

Career	480	Tony Sutton, 2002-04
	327	Richie McNally, 2001-04
	273	Tom Dingle, 1955-58
	270	Brian Grandison, 1988-91
	224	Steve McClellan, 1957-60
	204	Dustin Sheppard, 2005-08
	192	Dick Jacobs, 1952-55
	180	Brandon Good, 1995-98
	174	Jeff Elser, 1995-98 John Siskowic, 1951-53

Most Touchdowns Scored

Game	6	Tony Sutton at Kenyon, 2004 Tony Sutton at Earlham, 2003 Tony Sutton at Case Reserve, 2003 Tom Dingle at Oberlin, 1956
	5	Eight times

Season	33	Tony Sutton, 2004
	31	Tony Sutton, 2003
	17	Steve McClellan, 1960
	16	Tony Sutton, 2002 Dick Jacobs, 1954
	15	Rod Dingle, 1965
	14	Dustin Sheppard, 2006 John Siskowic, 1952
	13	Steve McClellan, 1959
	12	Robert Flagg, 2010 Brian Grandison, 1991

Career	80	Tony Sutton, 2002-04
	45	Tom Dingle, 1955-58
	43	Brian Grandison, 1988-91
	36	Steve McClellan, 1957-60
	34	Dustin Sheppard, 2005-08
	32	Dick Jacobs, 1952-55
	30	Brandon Good, 1995-98
	29	Jeff Elser, 1995-98 John Siskowic, 1951-53
	28	Rod Dingle, 1963-65

Most Points Scored by Kicking

Game	13	Russ Palm at Ohio Wesleyan, 2009 (3 FGs, 4 PATs) Andrew Milligan vs. MacMurray, 2005 (3 FGs, 4 PATs) Ben Arnold at Allegheny, 1997 (4 FGs, 1 PAT)
------	----	--

Season	96	Richie McNally, 2004 (10 FGs, 66 PATs; 12 games)
--------	----	---

Career	253	Richie McNally, 2001-04 (27 FGs, 172 PATs; 42 games)
--------	-----	---

Most Extra Points Made by Kicking

Game	12	Richie McNally at Kenyon, 2004 (attempted 12)
	9	Richie McNally at Bethany, 2003 Joe Zombek at Oberlin, 1999
	8	Eight times

Season	66	Richie McNally, 2004 (attempted 67)
	41	Richie McNally, 2003
	39	Richie McNally, 2002
	37	Ben Arnold, 1998
	36	Joe Zombek, 1999 Ben Arnold, 1997
	35	Russ Palm, 2009
	34	Andrew Milligan, 2006
	30	Pete Hershberger, 1952
	29	Dan Grangaard, 2008 Andrew Milligan, 2007 Andrew Milligan, 2005

Career	172	Richie McNally, 2001-04 (attempted 185)
	92	Andrew Milligan, 2004-07
	75	Ben Arnold, 1996-99
	66	Dave Poetter, 1967-70
	62	Russ Palm, 2007, 09-10
	54	Pete Hershberger, 1951-53
	49	Joe Zombek, 1998-00
	47	Kevin Lynch, 1975-78
	35	Bob Macoritti, 1969-72
	32	Dan Grangaard, 2005-08

Highest Percentage of Extra Points Made

Season	100.0%	Russ Palm, 2009 (35 for 35) Andrew Milligan, 2007 (29 for 29) Kevin Lynch, 1978 (27 for 27) Faizel Latiff, 1983 (14 for 14) Dave Poetter, 1970 (14 for 14) Kevin Lynch, 1977 (10 for 10)
	98.5%	Richie McNally, 2004 (66 for 67)
Career	97.9%	Andrew Milligan, 2004-07 (92 for 94)
	96.9%	Russ Palm, 2007, 09-10 (62 for 64)
	95.7%	Dave Poetter, 1967-70 (66 for 69)
	94.0%	Kevin Lynch, 1975-78 (47 for 50)
	93.0%	Richie McNally, 2001-04 (172 for 185)
	92.1%	Bob Macoritti, 1969-72 (35 for 38)
	91.7%	Will Schober, 1996-99 (22 for 24)
	90.9%	Keith Anna, 1980 (20 for 22)
	90.7%	Joe Zombek, 1998-00 (49 for 54)
	90.0%	Faizel Latiff, 1982-83 (18 for 20)

Most Field Goals Made

Game	4	Ben Arnold at Allegheny, 1997 (37, 34, 33, 20 yards; attempted 5)
	3	Nine times

Season	10	Russ Palm, 2009 (attempted 16) Richie McNally, 2004 (attempted 14) Ben Arnold, 1997 (attempted 13)
	9	Andrew Milligan, 2005 Dave Baka, 1986
	8	Andrew Milligan, 2007 Richie McNally, 2003
	7	Andrew Milligan, 2006 Joe Zombek, 2000 Joe Zombek, 1999 Scott Ross, 1987

Career	27	Richie McNally, 2001-04 (attempted 41)
	24	Andrew Milligan, 2004-07
	18	Ben Arnold, 1996-99 Bob Macoritti, 1969-72
	17	Joe Zombek, 1998-00
	15	Russ Palm, 2007, 09-10
	13	Dave Baka, 1985-86
	12	Dave Poetter, 1967-70

Highest Percentage of Field Goals Made

Season	85.7%	Keith Anna, 1980 (6 of 7)
	76.9%	Ben Arnold, 1997 (10 of 13)
	75.0%	Faizel Latiff, 1983 (6 of 8)
	72.7%	Andrew Milligan, 2007 (8 of 11) Richie McNally, 2003 (8 of 11)
	71.4%	Richie McNally, 2004 (10 of 14) Ben Arnold, 1998 (5 of 7)
	70.0%	Andrew Milligan, 2006 (7 of 10) Joe Zombek, 2000 (7 of 10)

Career	78.3%	Ben Arnold, 1996-99 (18 of 23)
	66.7%	Andrew Milligan, 2004-07 (24 of 36) Dave Poetter, 1967-70 (12 of 18)
	65.9%	Richie McNally, 2001-04 (27 of 41)
	63.0%	Joe Zombek, 1998-00 (17 of 27)
	61.9%	Dave Baka, 1985-86 (13 of 21)
	61.5%	Kevin Lynch, 1975-78 (8 of 13)
	60.0%	Brent Marty, 1994-95 (6 of 10) Faizel Latiff, 1982-83 (9 of 15)

Tony Sutton In the NCAA Record Book

Tony Sutton, the first player in NCAA history to lead all divisions in rushing, scoring, and all-purpose yardage in back-to-back years (2003-04), not only rewrote the Fighting Scots' record book, but etched his name throughout the NCAA's as well:

NCAA Div. III Career Rushing Yards Per Game
 1. 187.1 - Tony Sutton, Wooster, 2002-04 (5,613 Yds./30 Games)
 2. 183.8 - R.J. Bowers, Grove City, 1997-00 (7,353 Yds./40 Games)

NCAA Div. III Career Rushing Yards
 1. 8,074 - Nate Kmic, Mt. Union, 2005-08 (56 Games)
 2. 7,353 - R.J. Bowers, Grove City, 1997-00 (40 Games)
 3. 6,584 - Justin Beaver, Wis.-Whitewater (47 Games)
 4. 6,125 - Carey Bender, Coe, 1991-94 (39 Games)
 5. 6,093 - Steve Tardif, Maine Maritime, 1996-99 (39 Games)
 6. 6,060 - Jim Bower, Maine Maritime, 2006-10 (46 Games)
 7. 5,837 - Brett Trichilo, Wilkes, 2001-04 (36 Games)
 8. 5,675 - Levell Coppage, Wis.-Whitewater, 2008-pres. (42 Games)
 9. 5,613 - Tony Sutton, Wooster, 2002-04 (30 Games)

NCAA Div. III Career Rushing Touchdowns Per Game
 1. 2.5 - Tony Sutton, Wooster, 2002-04 (76 TD's/30 Games)
 2. 2.3 - R.J. Bowers, Grove City, 1997-00 (91 TD's/40 Games)

NCAA Div. III Career Scoring Per Game
 1. 16.0 - Tony Sutton, Wooster, 2002-04 (480 Points/30 Games)
 2. 14.4 - Ricky Gales, Simpson, 1988-89 (274 Points/19 Games)

NCAA Div. III Career Scoring
 1. 780 - Nate Kmic, Mt. Union, 2005-08 (56 Games)
 2. 562 - R.J. Bowers, Grove City, 1997-00 (40 Games)
 3. 528 - Carey Bender, Coe, 1991-94 (39 Games)
 4. 499 - Jim Bower, Maine Maritime, 2006-10 (46 Games)
 5. 486 - Levell Coppage, Wis.-Whitewater, 2008-pres. (42 Games)
 6. 484 - Scott Pingel, Westminster (Mo.), 1996-99 (39 Games)
 7. 484 - Trevor Shannon, Wartburg, 1995-98 (39 Games)
 8. 480 - Tony Sutton, Wooster, 2002-04 (30 Games)

NCAA Div. III Career All-Purpose Yards Per Game
 1. 231.3 - R.J. Bowers, Grove City, 1997-00 (9,253 Yds./40 Games)
 2. 227.6 - Paul Smith, Gettysburg, 1996-99 (9,104 Yds./40 Games)
 3. 213.8 - Tony Sutton, Wooster, 2002-04 (6,415 Yds./30 Games)



After his record-setting career at Wooster, Tony Sutton played in the 2005 Hula Bowl and then was given a free agent tryout by the NFL's Cleveland Browns on April 29, 2005.

ALL-TIME INDIVIDUAL RECORDS

- PUNTING -

Most Punts	
Game	13 Pete Moore vs. Wittenberg, 1976 (482 yards) 12 Three times
Season	76 Pete Moore, 1976 (2,766 yards) 73 Brent Marty, 1995 68 Scott Powell, 1987 67 Jay Simonds, 1986 65 Pete Moore, 1975 63 Ron Wright, 1982 62 Ryan Hartschuh, 2001 John Tomlinson, 1991 Scott Powell, 1989
Career	238 Pete Moore, 1974-77 (8,903 yards) 211 Ron Wright, 1979-82 188 Matt Mahaffey, 1996-99 187 Bob Macoritti, 1969-72 171 Ryan Hartschuh, 1999-02 168 Oscar Alonso, 1966-68 166 Tim Scott, 1982-85 157 Scott Powell, 1987-89
Highest Average Per Punt	
Game	(min. 3) 52.0 Matt Mahaffey vs. Denison, 1997 (3 for 156) (min. 5) 50.2 Kevin Friedman at Allegheny, 2007 (5 for 251)
Season	42.2 Myndret Busack, 1948 (33 for 1,393) 41.4 Matt Mahaffey, 1997 (43 for 1,780) 41.2 Matt Mahaffey, 1998 (39 for 1,607) 41.1 Kevin Friedman, 2008 (39 for 1,601) 40.8 Kevin Friedman, 2007 (44 for 1,796) 40.5 Matt Mahaffey, 1999 (49 for 1,985) 40.5 Dana Obery, 2010 (40 for 1,619) 39.2 Bob Macoritti, 1971 (44 for 1,727) 39.0 Bob Macoritti, 1972 (32 for 1,248) 38.7 Oscar Alonso, 1967 (61 for 2,358)
Career	39.7 Kevin Friedman, 2006-08 (123 for 4,879) 39.1 Matt Mahaffey, 1996-99 (188 for 7,357) 39.0 Dana Obery, 2009-pres. (82 for 3,197) 38.1 Bob Macoritti, 1969-72 (187 for 7,122) 37.4 Pete Moore, 1974-77 (238 for 8,903) 37.3 Oscar Alonso, 1966-68 (168 for 6,271) 36.7 Brent Marty, 1994-95 (122 for 4,473) 35.9 Scott Powell, 1987-89 (157 for 5,637) 35.4 Ryan Hartschuh, 1999-02 (171 for 6,046) 34.9 Tim Scott, 1982-85 (166 for 5,789)

- PUNT RETURNS -

Most Punt Returns	
Game	9 Keith Adams vs. Case Reserve, 2004 8 Seth Mastrine vs. Wabash, 2000 Sly Slaughter vs. Oberlin, 1994 7 Two times
Season	44 Keith Adams, 2004 37 Nick Hajjar, 2002 34 Keith Adams, 2006 31 Craig Jensen, 1967 30 Taylor Trout, 2008 Seth Mastrine, 2000 Phil Puryear, 1989 29 Nick Hajjar, 2003 Seth Mastrine, 1997 26 Taylor Trout, 2010
Career	106 Seth Mastrine, 1997-00 99 Keith Adams, 2003-04, 06-07 82 Nick Hajjar, 2000-03 80 Taylor Trout, 2008-pres. 79 Tim Jackson, 1977-80 49 Phil Puryear, 1987-90 45 Craig Jensen, 1964-67 35 Bob Buchanan, 1969-72 34 Sly Slaughter, 1993-96 John Bulkey, 1984-87
Most Yards on Punt Returns	
Game	194 Keith Adams vs. Case Reserve, 2004 111 Seth Mastrine vs. Wabash, 2000 98 Mark Griggs vs. Oberlin, 1980 97 Nick Hajjar at Denison, 2002 96 Nick Hajjar at Allegheny, 2002 95 Tim Jackson vs. Oberlin, 1980 94 Sly Slaughter vs. Oberlin, 1994 91 Keith Adams vs. Aurora, 2004 90 Taylor Trout at Allegheny, 2009
Season	502 Keith Adams, 2004 439 Nick Hajjar, 2002 325 Taylor Trout, 2008 319 Nick Hajjar, 2003 299 Keith Adams, 2006 297 Phil Puryear, 1989 287 Seth Mastrine, 1999 264 Seth Mastrine, 2000 251 Craig Jensen, 1967 245 Seth Mastrine, 1997
Career	1000 Keith Adams, 2003-04, 06-07 981 Seth Mastrine, 1997-00 935 Nick Hajjar, 2000-03 791 Tim Jackson, 1977-80 676 Taylor Trout, 2008-pres. 515 Phil Puryear, 1987-90 319 Craig Jensen, 1964-67 281 Gregg Barney, 1979-82 239 John Bulkey, 1984-87 Bob Buchanan, 1969-72
Most Yards Per Punt Return	
Game	(min. 3) 29.0 Taylor Trout vs. Wittenberg, 2008 (3 for 87) (min. 4) 23.8 Tim Jackson vs. Oberlin, 1980 (4 for 95) (min. 5) 21.6 Keith Adams vs. Case Reserve, 2004 (9 for 194)
Season	15.1 Phil Puryear, 1990 (8 for 121) 12.5 Seth Mastrine, 1999 (23 for 287) 12.3 Gregg Barney, 1982 (17 for 209) 12.3 Tim Jackson, 1979 (19 for 233) 11.9 Andrew O'Connell, 2005 (15 for 179) 11.9 Nick Hajjar, 2002 (37 for 439) 11.4 Keith Adams, 2004 (44 for 502) 11.2 Tim Jackson, 1980 (18 for 201) 11.1 Nick Hajjar, 2001 (16 for 177) 11.0 Nick Hajjar, 2003 (29 for 319)
Career	11.4 Nick Hajjar, 2000-03 (82 for 935) 10.5 Phil Puryear, 1987-90 (49 for 515) 10.1 Keith Adams, 2003-04, 06-07 (99 for 1,000) 10.0 Tim Jackson, 1977-80 (79 for 791) 9.7 Gregg Barney, 1979-82 (29 for 281) 9.3 Seth Mastrine, 1997-00 (106 for 981) 8.5 Taylor Trout, 2008-pres. (80 for 676) 7.9 Sly Slaughter, 1993-96 (34 for 278)

- KICKOFF RETURNS -

Most Kickoff Returns	
Game	9 Phil Puryear vs. Mt. Union, 1990 7 Bryan Albani at Wabash, 2008 Nick Hajjar at Wittenberg, 2003 Travis Booker at Allegheny, 1994 Phil Puryear vs. Allegheny, 1990 John Bulkey vs. Mt. Union, 1986 Ron Cetovich at Baldwin-Wallace, 1973
Season	42 Phil Puryear, 1990 28 Nick Hajjar, 2003 24 Phil Puryear, 1989 23 Nick Hajjar, 2001 John Tomlinson, 1991 22 Girard Ogletree-Crawford, 2010 Bryan Albani, 2009 Sly Slaughter, 1994 21 Jeff Elser, 1995 John Bulkey, 1986
Career	79 Phil Puryear, 1987-90 66 John Bulkey, 1984-87 65 Nick Hajjar, 2000-03 54 Bryan Albani, 2006-09 Seth Mastrine, 1997-00 44 Dave Jones, 1981-83 37 Sly Slaughter, 1993-96 Tim Jackson, 1977-80 32 Art Wilson, 1966-68 30 Tony Harris, 1984-87
Most Yards on Kickoff Returns	
Game	223 Ron Cetovich at Baldwin-Wallace, 1973 192 Bryan Albani at Wabash, 2008 181 Bryan Albani vs. Case Reserve, 2009 175 Phil Puryear vs. Mt. Union, 1990 153 John Tomlinson at Kenyon, 1991 151 John Bulkey vs. Mt. Union, 1986
Season	834 Phil Puryear, 1990 652 Bryan Albani, 2009 628 Nick Hajjar, 2003 563 Phil Puryear, 1989 527 Girard Ogletree-Crawford, 2010 522 Nick Hajjar, 2001 468 Seth Mastrine, 2000 433 John Bulkey, 1986 425 John Tomlinson, 1991 415 Sly Slaughter, 1994 Ron Cetovich, 1973
Career	1694 Phil Puryear, 1987-90 1458 Nick Hajjar, 2000-03 1408 Bryan Albani, 2006-09 1317 John Bulkey, 1984-87 1113 Seth Mastrine, 1997-00 970 Tim Jackson, 1977-80 810 Dave Jones, 1981-83 751 Art Wilson, 1966-68 644 Sly Slaughter, 1993-96 584 Tony Harris, 1984-87
Most Yards Per Kickoff Return	
Game	(min. 3) 47.7 Bryan Albani vs. Waynesburg, 2009 (3 for 143) (min. 4) 33.8 Nick Hajjar at Earlham, 2003 (4 for 135) (min. 5) 31.8 Ron Cetovich at Baldwin-Wallace, 1973 (7 for 223)
Season	31.4 Tony Sutton, 2004 (11 for 345) 30.9 Tim Jackson, 1978 (8 for 247) 29.6 Bryan Albani, 2009 (22 for 652) 29.3 Bryan Albani, 2006 (6 for 176) 27.9 Tim Jackson, 1980 (11 for 307) 25.9 Art Wilson, 1966 (14 for 363) 24.9 John Bulkey, 1985 (15 for 373) 24.5 Art Wilson, 1967 (13 for 318) 24.2 Bryan Albani, 2008 (16 for 388) 24.1 Tim Jackson, 1977 (15 for 362)
Career	32.1 Tony Sutton, 2002-04 (15 for 482) 26.2 Tim Jackson, 1977-80 (37 for 970) 26.1 Bryan Albani, 2006-09 (54 for 1408) 23.5 Girard Ogletree-Crawford, 2009-pres. (23 for 541) 23.5 Art Wilson, 1966-68 (32 for 751) 23.2 Glen Hudson, 1970-71 (15 for 348) 22.4 Nick Hajjar, 2000-03 (65 for 1,458)

ALL-TIME INDIVIDUAL RECORDS

- ALL-PURPOSE YARDS -

Most Yards Gained	
Season	2634 Tony Sutton, 2004 (2,240 rushing, 49 receiving, 345 returns)
	2203 Tony Sutton, 2003 (1,955 rushing, 161 receiving, 87 returns)
	1577 Tony Sutton, 2002 (1,418 rushing, 110 receiving, 50 returns)
	1561 Tom Dingle, 1956 (1,027 rushing, 232 receiving, 302 returns)
	1537 Rod Dingle, 1965 (1,086 rushing, 264 receiving, 187 returns)
	1508 Tom Dingle, 1957 (1,022 rushing, 201 receiving, 285 returns)
	1497 Phil Puryear, 1990 (4 rushing, 538 receiving, 955 returns)
	1376 Phil Puryear, 1989 (0 rushing, 516 receiving, 860 returns)
	1370 Steve McClellan, 1960 (1,190 rushing, 0 receiving, 180 returns)
	1330 Brian Grandison, 1991 (1,236 rushing, 94 receiving, 0 returns)
Career	6415 Tony Sutton, 2002-04 (5,613 rushing, 320 receiving, 482 returns)
	5436 Tom Dingle, 1955-58 (3,912 rushing, 554 receiving, 970 returns)
	4753 Brian Grandison, 1988-91 (4,042 rushing, 446 receiving, 265 returns)
	3859 Phil Puryear, 1987-90 (0 rushing, 1,650 receiving, 2,209 returns)
	3746 Jeff Elser, 1995-98 (2,691 rushing, 400 receiving, 655 returns)
	3736 Dustin Sheppard, 2005-08 (3,250 rushing, 486 receiving, 0 returns)
	*3693 Steve McClellan, 1957-60 (3,282 rushing, 0 receiving, 411 returns)
	3079 Brandon Good, 1995-98 (0 rushing, 2,838 receiving, 241 returns)
	2740 Rich Leone, 1977-80 (2,591 rushing, 134 receiving, 15 returns)
	2624 Robert Flagg, 2008-pres. (1,489 rushing, 813 receiving, 322 returns)

*Missing receiving and return yards from 1957

- DEFENSE -

Total Tackles	
Game	24 John Marcinek at Ohio Wesleyan, 1992 Jim Gordon at Ohio Wesleyan, 1990 Geoff Belz at Case Reserve, 1988 Geoff Belz at Ohio Wesleyan, 1988 Jeff Price vs. Denison, 1988
	22 Two times
Season	145 Jim Gordon, 1990 139 John Marcinek, 1992 136 Seth Duerr, 2000 135 Tim Cline, 2001 Greg Lare, 1995 122 Geoff Belz, 1989 119 John Marcinek, 1991 115 Jeff Price, 1986 113 Matt DeGrand, 2008 Geoff Belz, 1988
Career	432 Seth Duerr, 1997-00 416 Tim Cline, 2001-04 389 Geoff Belz, 1986-89 363 John Marcinek, 1989-92 342 Brock Jones, 1984-87 324 Matt DeGrand, 2006-09 311 Dana Kreeger, 1991-94 286 Greg Lare, 1994-96 275 Jeff Price, 1986-88 273 Mike Noble, 1994-97
Pass Sacks	
Game	4.0 Andy Mizak vs. Oberlin, 2004 Henry Adams vs. Grove City, 1989
	3.5 Andy Mizak vs. Wabash, 2003
	3.0 Dan Terhune at Wabash, 2010 Evan Watson vs. Hiram, 2005 Andy Mizak vs. Aurora, 2004 Drew Fay vs. Kenyon, 2001 Kevin Heintschel at Oberlin, 2000 Brad Horst vs. Ohio Wesleyan, 1998 Brock Jones at Case Reserve, 1987 Geoff Belz at Oberlin, 1986
Season	15.0 Andy Mizak, 2004 13.0 Brock Jones, 1985 11.0 Dan Terhune, 2010 Henry Adams, 1989 10.0 Brock Jones, 1987 8.0 Evan Watson, 2006 Kevin Heintschel, 2000 Bjorn Lake, 1994 7.5 Evan Watson, 2005 Drew Fay, 2001 Seth Duerr, 1999
Career	34.0 Brock Jones, 1984-87 30.0 Andy Mizak, 2003-06 18.5 Evan Watson, 2003-06 17.5 Seth Duerr, 1997-00 17.0 Drew Fay, 1999-02 Brad Horst, 1996-99 15.5 Joe Kearney, 2001-04 14.5 Todd Worly, 1999-02 Bjorn Lake, 1993-96 14.0 Dan Terhune, 2008-pres. Geoff Belz, 1986-89
Most Passes Intercepted	
Game	4 Seth Mastrine at Allegheny, 1999 3 Bryan Albani at Earlham, 2007 Dale Fortner vs. Oberlin, 1978 Don Swegan vs. Denison, 1946
Season	9 Seth Mastrine, 1999 7 Seth Mastrine, 2000 Dale Fortner, 1979 Bill Stoner, 1952 6 Nick Hajjar, 2000 John Bohannon, 1974 Bob Buchanan, 1969 Rick Quayle, 1969 5 Six times
Career	18 Seth Mastrine, 1997-00 14 Nick Hajjar, 2000-03 Dale Fortner, 1978-81 John Bohannon, 1971-74 Bill Stoner, 1951-54 12 Sly Slaughter, 1993-96 Craig Poetter, 1980-83 Bob Buchanan, 1969-72 Rick Quayle, 1968-71 Brian Kight, 2001-04 10 Mike Muray, 1995-98

Last Time A Scot

... **had 30 rushing attempts**
Dustin Sheppard (33 for 131 yards vs. Hiram, 2007)

... **had 150 yards rushing**
Robert Flagg (158 on 24 carries vs. Oberlin, 2010)

... **had three rushing touchdowns**
Robert Flagg (4 vs. Hiram, 2010)

... **had 20 completions**
Richard Barnes (27-of-47 vs. Wittenberg, 2010)

... **had 250 yards passing**
Richard Barnes (320 vs. Hiram, 2010)

... **threw four passes for touchdowns**
Austin Holter (5 at Earlham, 2009)

... **caught 10 receptions**
Mike Redick (12 for 134 yards vs. Hiram, 2010)

... **had 100 yards receiving**
Mike Redick (104 vs. Kenyon, 2010)

... **had three receiving touchdowns**
Luke McCann (3 at Earlham, 2009)

... **had 15 tackles**
Eric Keyes (17 at Case West. Reserve, 2010)

... **had 2.5 sacks**
Dan Terhune (3.0 at Wabash, 2010)

... **had two interceptions**
Jeremy Petit (2 vs. Wittenberg, 2010)

... **made eight extra points**
Russ Palm (8 vs. Hiram, 2010)

... **made three field goals**
Russ Palm (3 at Ohio Wesleyan, 2009)

... **made a 40-yard field goal**
Ryan Miner (40 at Ohio Wesleyan, 2010)

... **booted a punt 60 yards**
Dana Obery (61 vs. Wittenberg, 2010)

... **returned a fumble for a touchdown**
Blocked FG - Hector Clavijo (75 yards vs. Oberlin, 2009)
Rush - Jeff Geffert (33 yards at Case West. Reserve, 2007)

... **returned an interception for a touchdown**
Taylor Trout (56 yards vs. Kenyon, 2010)

... **returned a punt for a touchdown**
Taylor Trout (55 yards at Allegheny, 2009)

... **returned a kickoff for a touchdown**
Girard Ogletree-Crawford (92 yards at Denison, 2010)

... **scored a safety**
Team (vs. Case West. Reserve, 2009)
Individual - Ryan Hartschuh (at Oberlin, 1999)

... **blocked an extra point**
Chris Wade (vs. Wash.-St. Louis, 2008)

... **blocked a field goal**
Dan Terhune (vs. Oberlin, 2009)

... **blocked a punt**
Seth Goodwin (vs. Hiram, 2010)

SEASON-BY-SEASON LEADERS

RUSHING



Robert Flag

YEAR	NAME	RUSH	YDS
2010	Robert Flag	160	830
2009	Austin Holter	121	767
2008	Austin Holter	125	755
2007	Dustin Sheppard	196	896
2006	Dustin Sheppard	186	1020
2005	Dustin Sheppard	155	769
2004	Tony Sutton	352	2240
2003	Tony Sutton	271	1955
2002	Tony Sutton	215	1418

2001	Scott Jones	202	823
2000	Scott Jones	138	506
1999	Will Schober	139	803
1998	Brock Wanless	148	833
1997	Jeff Elser	159	721
1996	Jeff Elser	153	743
1995	Jeff Elser	162	597
1994	Nick Boeder	121	383
1993	John Graebing	130	723
1992	Eric Robinson	182	800
1991	Brian Grandison	259	1236
1990	Brian Grandison	214	1035
1989	Brian Grandison	268	1009
1988	Brian Grandison	148	762
1987	Tom Kincaid	84	201
1986	Jon Bulkley	104	350
1985	Tom Kincaid	102	440
1984	Rick Stern	107	362
1983	Dave Jones	150	516
1982	Dave Jones	179	715
1981	Neal Arcuri	147	635
1980	Rich Leone	193	833
1979	Rich Leone	149	706
1978	Rich Leone	134	633
1977	Ron Lingenfelter	110	500
1976	Mike Riffie	128	514
1975	Tom Grippa	131	457
1974	Bob Rogers	116	452
1973	Quinten Dillon	188	694
1972	Quinten Dillon	87	367
1971	Jeff Wise	160	802
1970	Jim DeRose	177	637
1969	Jim DeRose	140	477
1968	Ed Thompson	162	807
1967	Art Wilson	119	526
1966	Ken Norris	105	419
1965	Rod Dingle	168	1086
1964	Rod Dingle	109	593
1963	Not available		
1962	Jim Turner	147	664
1961	Jim Turner	140	602
1960	Steve McClellan	236	1190

PASSING



Richard Barnes

YEAR	NAME	CMP-ATT	YDS
2010	Richard Barnes	189-301	2046
2009	Austin Holter	192-336	2106
2008	Austin Holter	167-297	1957
2007	Austin Holter	145-243	1565
2006	Justin Schafer	88-165	984
2005	Justin Schafer	86-154	1155
2004	Justin Schafer	122-240	1877
2003	Justin Schafer	109-206	1448
2002	Jeff Spraggins	100-199	1609

2001	Jeff Spraggins	74-154	1211
2000	Justin Abraham	127-242	1559
1999	Justin Abraham	142-278	1753
1998	Rich Judd	147-256	1956
1997	Rich Judd	133-247	1971
1996	Rich Judd	147-265	1791
1995	Rich Judd	134-223	1432
1994	Jim Smucker	73-157	716
1993	Jim Smucker	58-139	543
1992	John Ramsier	176-309	2036
1991	Vic Rowcliffe	114-206	1141
1990	Vic Rowcliffe	69-143	806
1989	Vic Rowcliffe	57-131	750
1988	Craig Lombardi	128-258	1742
1987	Craig Lombardi	144-300	1652
1986	Don Mathews	95-204	1003
1985	Don Mathews	40-90	626
1984	Phil Lucchese	65-150	916
1983	Phil Lucchese	84-176	810
1982	Ron Wright	120-252	1062
1981	Ron Wright	74-146	882
1980	Gregg Barney	39-84	546
1979	Gregg Barney	17-30	230
1978	Tim Raffel	46-93	602
1977	Tim Raffel	39-101	667
1976	Dave Pandilidis	24-53	215
1975	Jim Bressi	38-75	354
1974	Jim Bressi	50-101	868
1973	Joe Grunda	39-87	639
1972	Kevin Dickey	30-66	322
1971	Joe Grunda	28-82	324
1970	Gary Vendemia	42-100	467
1969	Tom Boardman	36-90	437
1968	Tom Boardman	55-111	655
1967	Randy Snow	31-76	377
1966	Tom Boardman	24-60	267
1965	Randy Snow	23-46	348
1964	Rich Poling	24-71	283
1963	Not available		
1962	John Loughridge	30-66	448
1961	Bill Washburn	27-74	355
1960	Bill Washburn	10-37	128

RECEIVING



Mike Redick

YEAR	NAME	REC	YDS
2010	Mike Redick	69	684
2009	Mike Francescangeli	29	264
2008	Mike Francescangeli	41	573
2007	Ben Schrock	33	363
2006	Greg Peltz	32	356
2005	Shaun Swearingen	29	396
2004	Richie McNally	53	1060
2003	Tim Slovensky	28	400
2002	Dan Steck	17	323

	Ryan Hartschuh	17	319
2001	Chris Cabot	54	873
2000	Chris Cabot	49	825
1999	Reggie Ray	45	810
1998	Brandon Good	66	762
1997	Brandon Good	60	902
1996	Brandon Good	57	691
1995	Brandon Good	41	483
1994	Steve Johnson	28	315
1993	Rick Fox	29	463
1992	Brian Wright	42	564
1991	Brian Wright	33	365
1990	Phil Puryear	38	538
1989	Phil Puryear	30	516
1988	Phil Puryear	30	503
1987	Tony Harris	50	662
1986	Tony Harris	28	357
1985	Mike Woltman	14	170
1984	Anthony Harris	14	308
1983	Tim Scott	22	257
1982	Matt Kreuter	29	331
1981	Pat Collins	41	572
1980	Chris Romano	16	218
1979	Vince Cellini	18	356
1978	Chris Romano	26	445
1977	Pete Moore	16	214
1976	Rick Schutte	10	91
1975	Rick Koeth	23	299
1974	Ned Compton	47	821
1973	Ned Compton	26	456
1972	Ned Compton	24	280
1971	Bill Steiner	14	169
1970	Ron Showalter	25	343
1969	Jeff Wise	24	251
1968	Jeff Wise	23	314
1967	Ron Showalter	18	226
1966	Mike Gordon	12	144
1965	Rod Dingle	15	264
1964	Rod Dingle	11	117
1963	Not available		
1962	Not available		
1961	Gerald Sherrick	13	200
1960	Jim Turner	8	62

SEASON-BY-SEASON LEADERS

DEFENSE

YEAR	NAME	SOLO	ASST	TACKLES
2010	Quinton Howard	45	37	82
2009	Matt DeGrand	55	57	112
2008	Matt DeGrand	45	68	113
2007	Matt DeGrand	40	55	95
2006	Greg Schermbeck	32	44	76
2005	Andre Smith	56	23	79
2004	Brian Kight	57	35	92
2003	Tim Cline	51	47	98
2002	Tim Cline	55	39	94
2001	Tim Cline	76	59	135
2000	Seth Duerr	93	43	136

*Tackles did not become an official NCAA statistic until the 2000 season.

YEAR	NAME	SACK	YDS
2010	Dan Terhune	11.0	84
2009	Chris Wade	6.0	32
2008	Luke Drake	4.0	30
2007	Luke Drake	5.0	22
2006	Evan Watson	8.0	71
2005	Evan Watson	7.5	47
2004	Andy Mizak	15.0	116
2003	Andy Mizak	6.5	32
2002	Drew Fay	6.5	39
2001	Drew Fay	7.5	49
2000	Kevin Heintschel	8.0	57

*Sacks did not become an official NCAA statistic until the 2000 season.

YEAR	NAME	INT	YDS
2010	Jeremy Petit	4	0
2009	Taylor Trout	3	106
2008	Bryan Albani	5	20
2007	Bryan Albani	3	121
2006	Jeff Geffert/Keith Adams	4	100/10
2005	Jeff Geffert	3	0
2004	Brian Kight/Ryan Jayne	4	57/0
2003	Brian Kight	4	126
2002	Brian Kight/Nick Hajjar	2	23/11
2001	N. Hajjar/D. Jackson	4	120/75
2000	Seth Mastrine	7	69
1999	Seth Mastrine	9	111
1998	Mike Murray	5	26
1997	Murray/Brown/Mizener	3	69/45/30
1996	Sly Slaughter	3	40
1995	Scott Amstutz	4	20
1994	Travis Booker	5	37
1993	Sly Slaughter	3	33
1992	Diamond Moodie	3	13
1991	Spitzer/Roberts/Weaver	3	16/15/1
1990	Vic Kaminski/Jim Gordon	2	13/3
1989	Gary Miller	4	7
1988	Mike Casey/Scott Izzo	2	0/0
1987	Steve Young	4	9
1986	Kevin Howard	3	1
1985	Grimm/Carter/Kenneally	1	2/0/0
1984	Kevin Howard	3	12
1983	Smith/Ranft/Potter	2	59/35/11
1982	Rob Rettinger/Greg Potter	3	24/0
1981	Dale Fortner/Jeff Golini	2	28/20
1980	Greg Potter	5	18
1979	Dale Fortner	7	42
1978	Rob McCoy	3	6
1977	Perry Hoskins/Stu Sheard	2	0/0
1976	Stu Sheard/Bill Magaw	4	52/8
1975	Stu Sheard	2	9
1974	John Bohannon	6	70
1973	John Bohannon	5	66
1972	Morehouse/Bohannon/Handwerk	2	19/15/7
1971	R. Quayle/D. Whitman	3	24
1970	Bob Buchanan	4	76

KICKING



Dan Grangaard

YEAR	NAME	PAT	FG	POINTS
2010	Russ Palm	27-29	5-10	42
2009	Russ Palm	35-35	10-16	65
2008	Dan Grangaard	29-33	5-11	44
2007	Andrew Milligan	29-29	8-11	53
2006	Andrew Milligan	34-35	7-10	55
2005	Andrew Milligan	29-30	9-15	56
2004	Richie McNally	66-67	10-14	96
2003	Richie McNally	41-50	8-11	65
2002	Richie McNally	39-41	5-8	56
2001	Richie McNally	26-27	4-8	38
2000	Joe Zombek	11-13	7-10	32
1999	Joe Zombek	36-39	7-14	57
1998	Ben Arnold	37-43	5-7	52
1997	Ben Arnold	36-40	10-13	66
1996	Will Schober	22-24	3-8	31
1995	Brent Marty	11-12	5-9	26
1994	Ron Hustwit	6-7	3-6	15
1993	Seth Carpien	5-8	2-5	11
1992	Seth Carpien	18-21	3-5	27
1991	Mphatso Namwali	7-16	2-4	13
1990	Greg Sayle	9-10	3-4	18
1989	Greg Sayle	16-19	0-3	16
1988	Alan Pohoryles	9-12	1-2	12
1987	Scott Ross	10-11	7-12	31
1986	Dave Baka	6-6	9-14	33
1985	Dave Baka	9-11	4-7	21
1984	Kevin Howard	6-8	2-5	12
1983	Faizel Latiff	14-14	6-8	32
1982	Faizel Latiff	4-6	3-6	13
1981	Ron Wright	4-5	0-3	4
1980	Keith Anna	20-22	6-7	38
1979	Rick Ceol	6	3	15
1978	Kevin Lynch	27-27	2	33
1977	Chris Romano	8-13	4-4	20
1976	Kevin Lynch	4-7	3	13
1975	Kevin Lynch	6-6	0-0	6
1974	Gil Richardson	2-3	2-2	8
1973	Bill Huff	13-18	1-2	16
1972	Bob Macoritti	14-16	6-10	32
1971	Bob Macoritti	17-18	5-13	32
1970	Dave Poetter	14-14	3-5	23
1969	Dave Poetter	9-9	2-3	15
1968	Dave Poetter	22-24	5-8	43
1967	Dave Poetter	21-22	2-2	27
1966	Oscar Alonso	6	1	9
1965	Rod Dingle	10	0	10
1964	Not available			
1963	Not available			
1962	Not available			
1961	Reginald Williams	8-10	0-1	8
1960	Not available			

PUNTING



Dana Obery

YEAR	NAME	PUNT	AVG
2010	Dana Obery	40	40.5
2009	Dana Obery	42	37.6
2008	Kevin Friedman	39	41.1
2007	Kevin Friedman	44	40.8
2006	Kevin Friedman	40	37.0
2005	Andrew Branch	37	34.3
2004	Andrew Branch	57	34.0
2003	Richie McNally	23	32.7
	Andrew Branch	17	35.9
2002	Ryan Hartschuh	47	36.8
2001	Ryan Hartschuh	62	34.7
2000	Ryan Hartschuh	60	34.8
1999	Matt Mahaffey	49	40.5
1998	Matt Mahaffey	39	41.2
1997	Matt Mahaffey	43	41.4
1996	Matt Mahaffey	57	34.8
1995	Brent Marty	73	36.4
1994	Brent Marty	49	37.0
1993	Tim Gargasz	47	32.5
1992	Tim Gargasz	49	32.2
1991	John Tomlinson	62	31.7
1990	Phil Puryear	47	32.6
1989	Scott Powell	62	36.4
1988	Scott Powell	27	34.7
1987	Scott Powell	68	35.9
1986	Jay Simmonds	67	33.5
1985	Tim Scott	59	32.6
1984	Tim Scott	61	36.4
1983	Tim Scott	46	35.7
1982	Ron Wright	63	34.5
1981	Ron Wright	46	35.3
1980	Ron Wright	53	35.6
1979	Ron Wright	49	33.6
1978	Tim Raffel	29	35.4
1977	Pete Moore	53	38.5
1976	Pete Moore	76	36.4
1975	Pete Moore	65	37.1
1974	Pete Moore	44	38.5
1973	Joe Grunda	38	33.4
1972	Bob Macoritti	32	39.0
1971	Bob Macoritti	44	39.2
1970	Bob Macoritti	61	36.5
1969	Bob Macoritti	50	38.4
1968	Oscar Alonso	57	38.3
1967	Oscar Alonso	61	38.7
1966	Oscar Alonso	50	34.6
1965	Bob Courson	38	33.6
1964	Jack Wagner	31	34.2
1963	Not available		
1962	Jack Wagner	44	34.8
1961	Steve McClellan	22	37.8
1960	Not available		

ALL-TIME TEAM RECORDS

– SCORING OFFENSE –

Most Points Scored	
Game	84 at Kenyon, Oct. 9, 2004
	77 at Oberlin, Nov. 1, 1997
	71 at Oberlin, Oct. 9, 1999
	69 at Bethany, Sept. 20, 2003
	66 at Earlham, Nov. 3, 2007
	64 vs. Wittenberg, Nov. 6, 2004 (ot)
	62 vs. Hiram, Oct. 30, 2010
	at Case Reserve, Sept. 27, 2003
Season	510 2004
	*Also per-game record of 42.5
Most Touchdowns Scored	
Game	12 at Kenyon, Oct. 9, 2004
Season	69 2004
	*Also per-game record of 5.75
Most Extra Points Made by Kicking	
Game	12 at Kenyon, Oct. 9, 2004
Season	66 2004
Best Perfect Record on Extra Points Made by Kicking	
Game	12-12 at Kenyon, Oct. 9, 2004
Season	29-29 2007
Most Two-Point Conversions	
Game	N/A
Season	6 1990 (10 attempted)
Most Two-Point Attempts	
Game	N/A
Season	10 1988 (4 made), 1990 (6 made)
Most Field Goals Made	
Game	4 at Allegheny, Oct. 18, 1997
Season	10 1997, 2004, 2009
	*Per-game record is 1.0 in 1997, 2009
Highest Scoring Margin	
Game	71 at Oberlin, Oct. 9, 1999
	(Wooster 71, Oberlin 0)
Season	28.5 1919
	(averaged 29.4 and allowed 0.9 in 8 games)
Div. III Era	24.6 2004
	(averaged 42.5 and allowed 17.9 in 12 games)
– FIRST DOWNS OFFENSE –	
Most Total First Downs	
Game	34 at Kenyon, Oct. 9, 2004
	(24 rushing, 9 passing, 1 penalty)
Season	258 2004
	*Per-game record is 21.9 in 1998
Most First Downs by Rushing	
Game	24 at Kenyon, Oct. 9, 2004
Season	158 2004
Most First Downs by Passing	
Game	18 vs. Washington-St. Louis, Oct. 18, 2008
Season	104 1998
Most First Downs by Penalty	
Game	5 vs. Grove City, Sept. 23, 1989
Season	18 1982, 1992

– RUSHING OFFENSE –

Most Rushes	
Game	81 at Oberlin, Sept. 30, 1989
Season	558 2004
	*Per-game record is 61.6 in 1978
Most Yards Gained	
Game	541 at Kenyon, Oct. 9, 2004
Season	3188 2004
	*Per-game record is 271.9 in 2003
Highest Average Gain Per Rush	
Game	N/A
Season	5.7 2004 (558 for 3,188)
Most Rushing Touchdowns	
Game	8 vs. Hiram, Oct. 30, 2010
	at Kenyon, Oct. 9, 2004
Season	43 2004
	*Per-game record is 3.9 in 2003
Most Fumbles Lost	
Game	5 vs. Carthage, Nov. 27, 2004
Season	17 1969
– PASSING OFFENSE –	
Most Passes Completed	
Game	34 vs. Kalamazoo, Sept. 12, 1992
Season	198 2009
	*Also per-game record of 19.8
Most Passes Attempted	
Game	51 vs. Kalamazoo, Sept. 12, 1992
Season	347 2009
	*Also per-game record of 34.7
Highest Percentage of Passes Completed	
Game	N/A
Season	62.2% 2010
Most Yards Gained	
Game	468 at Oberlin, Nov. 1, 1997
Season	2350 1997
	*Also per-game record of 235.0
Most Yards Gained Per Completion	
Game	N/A
Season	15.9 2002 (102 for 1,618)
Most Yards Gained Per Attempt	
Game	N/A
Season	7.9 2002 (204 for 1,618)
Most Touchdown Passes	
Game	6 at Oberlin, Nov. 1, 1997
Season	23 1997, 1999
	*Also per-game record of 2.3
Most Passes Had Intercepted	
Game	6 vs. Mt. Union, Sept. 21, 1974
Season	25 1994
Highest Passing Efficiency Rating Points (since 1992)	
Game	N/A
Season	139.4 1998

– TOTAL OFFENSE –

Most Plays	
Game	93 at Oberlin, Sept. 30, 1989
Season	834 2004
	*Per-game record is 76.6 in 1978
Most Yards Gained	
Game	791 at Kenyon, Oct. 9, 2004
Season	5248 2004
	*Also per-game record of 437.3
Highest Average Gain Per Play	
Game	N/A
Season	6.3 2004 (834 for 5,248)

– TURNOVERS –

Fewest Giveaways (since 1973)	
Season	13 2009 (9 interceptions, 4 fumbles lost)
	*Also per-game record of 1.3
Most Giveaways	
Game	9 vs. Ashland, Nov. 22, 1969
	(5 interceptions, 4 fumbles lost)
Season	35 1969
	(18 interceptions, 17 fumbles lost)

– KICKOFF RETURNS –

Most Kickoff Returns	
Game	10 Numerous times
	Most recent – vs. Case Reserve, Oct. 10, 2009
Season	50 1991, 1994
Most Yards on Kickoff Returns	
Game	277 at Baldwin-Wallace, Nov. 10, 1973
Season	1097 2009
Most Yards Per Kickoff Return	
Game	N/A
Season	23.8 2009

– PUNT RETURNS –

Most Punt Returns	
Game	10 vs. Case Reserve, Sept. 25, 2004
Season	53 2004
Most Yards on Punt Returns	
Game	205 vs. Case Reserve, Sept. 25, 2004
Season	568 2004
Most Yards Per Punt Return	
Game	N/A
Season	12.5 1990

*Records listed are for "modern era" only, or since 1912, the first season that 6 points were awarded for a touchdown.

ALL-TIME TEAM RECORDS

– SCORING DEFENSE –

Fewest Points Allowed
 Season 3 1920 (in 9 games)
 *Also per-game record of 0.3
 Div. III Era 63 1980 (in 9 games)
 *Also per-game record of 7.0

Most Points Allowed
 Game 73 vs. Mt. Union, Nov. 11, 1950
 70 Mt. Union, 1914
 66 vs. Wittenberg, Oct. 8, 1994
 at Western Michigan, Nov. 10, 1945
 63 at Denison, Oct. 12, 1985
 62 at Allegheny, Oct. 29, 1994
 at Defiance, Nov. 14, 1992

Season 314 1990
 *Also per-game record of 31.4

Most Touchdowns Allowed
 Game 11 vs. Mt. Union, Nov. 11, 1950

– FIRST DOWNS DEFENSE –

Fewest Total First Downs Allowed
 Game 1 vs. Oberlin, Sept. 13, 1980

Season 96 1980
 *Also per-game record of 10.7

Most Total First Downs Allowed
 Game 34 at Allegheny, Oct. 29, 1994

Season 213 2009

– RUSHING DEFENSE –

Fewest Rushes Allowed
 Game 15 at Oberlin, Sept. 30, 1989

Season 305 2006

Fewest Yards Allowed
 Game -19 at Hiram, Oct. 14, 2006
 (30 attempts)

Season 889 1983
 *Per-game record is 69.3 in 2006

Fewest Yards Allowed Per Rush
 Game N/A

Season 2.3 2006 (305 for 693)

Most Fumbles Recovered
 Game 6 at Oberlin, Sept. 30, 1989

Season 19 1976

– PASSING DEFENSE –

Fewest Completions Allowed
 Game 0 vs. Mt. Union, Sept. 21, 1974
 (6 attempts, 2 interceptions)

Season 39 1976

Lowest Completion Percentage Allowed (since 1973)
 Season 36.4% 1976 (39 of 107)

Fewest Yards Allowed
 Game 0 vs. Mt. Union, Sept. 21, 1974

Season 565 1976
 *Also per-game record of 62.8

Fewest Yards Allowed Per Completion
 Season 10.2 1999 (123 for 1,257)

Fewest Yards Allowed Per Attempt
 Season 4.6 1981 (151 for 693)

Most Passes Intercepted By
 Game 6 at Kenyon, Sept. 28, 1974

Season 20 2008
 *Also per-game record of 2.0

Most Yards on Interception Returns
 Game N/A

Season 360 2003 (14 interceptions)

Most Touchdowns Scored on Interceptions
 Game 2 at Bethany, Sept. 20, 2003

Season 5 2003
 (14 interceptions, 311 passes against)

Fewest Passes Intercepted By
 Season 3 1985

Lowest Passing Efficiency Rating Points (since 1992)
 Game N/A

Season 83.0 1999

– TOTAL DEFENSE –

Fewest Plays Allowed
 Game 33 vs. Earlham, Oct. 11, 1997

Season 520 1978
 *Also per-game record of 57.8

Fewest Yards Allowed
 Game N/A

Season 1753 1980
 *Also per-game record of 194.8

Fewest Yards Allowed Per Play
 Game N/A

Season 3.2 1980 (552 for 1,753)

– TURNOVERS –

Most Takeaways (since 1973)
 Game 9 at Oberlin, Sept. 30, 1989
 (3 interceptions, 6 fumbles lost)

Season 30 2000 (18 interceptions, 12 fumbles lost)
 1976 (11 interceptions, 19 fumbles lost)
 *Per-game record of 3.3 in 1976

Fewest Takeaways
 Season 14 2009 (7 interceptions, 7 fumbles lost)

– PENALTIES –

Least Penalties Against
 Game 0 Numerous times
 Most recent – vs. Ashland, Sept. 21, 1968

Season 30 1976
 *Also per-game record of 3.3

Least Yards Penalized
 Game 0 Numerous times
 Most recent – vs. Ashland, Sept. 21, 1968

Season 254 1976
 *Also per-game record of 28.2

Most Penalties Against
 Game 14 vs. Oberlin, Nov. 11, 1967

Season 79 1984
 *Also per-game record of 8.8

Most Yards Penalized
 Game 167 at Earlham, Oct. 25, 2003

Season 757 1984
 *Also per-game record of 84.1

– PUNTS –

Most Punts
 Game 13 at Ohio Wesleyan, Sept. 22, 1990
 vs. Wittenberg, Oct. 23, 1976 (482 yards)

Season 76 1976

Most Yards on Punts
 Season 2766 1976

Most Yards Per Punt
 Season 40.4 1999 (51 for 2,059)

– SACKS BY –

Pass Sacks
 Game 10 vs. Oberlin, Oct. 28, 2000

Season 41 2004
 *Per-game record is 3.6 in 2006

TEAM STATISTICAL COMPARISON (SINCE DIV. III WAS ESTABLISHED)

YEAR	SCORING OFF.		RUSHING OFFENSE					PASSING OFFENSE							TOTAL OFFENSE				KICK RETURNS		PUNT RETURNS		TURNOVERS			
	Points	PPG	Att.	Yds.	Avg/Rush	Avg/Game	TDs	Cmp.-Att.	Pct.	Yds.	Avg/Catch	Avg/Game	TDs	INTs	Eff.	Plays	Yds.	Avg/Play	Avg/Game	No.-Yds.	Avg.	No.-Yds.	Avg.	Gained	Lost	Margin
2010	259	25.9	373	1296	3.5	129.6	19	191-307	62.2%	2033	10.6	203.3	14	11	125.7	680	3329	4.9	332.9	31-645	20.8	30-196	6.5	23	19	+4
2009	313	31.3	331	1856	5.6	185.6	13	198-347	57.1%	2219	11.2	221.9	21	9	125.6	678	4075	6.0	407.5	46-1097	23.8	26-211	8.1	14	13	+1
2008	242	24.2	370	1885	5.1	188.5	19	170-305	55.7%	2007	11.8	200.7	13	18	113.3	675	3892	5.8	389.2	32-669	20.9	33-333	10.1	25	26	-1
2007	241	24.1	413	1550	3.8	155.0	18	166-281	59.1%	1820	11.0	182.0	11	14	116.4	694	3370	4.9	337.0	48-891	18.6	22-205	9.3	21	24	-3
2006	295	29.5	402	1787	4.4	178.7	21	128-236	54.2%	1589	12.4	158.9	15	8	125.0	638	3376	5.3	337.6	28-593	21.2	37-380	10.3	23	18	+5
2005	242	24.2	381	1510	4.0	151.0	14	162-317	51.1%	2172	13.4	217.2	12	17	110.4	698	3682	5.3	368.2	40-635	15.9	35-407	11.6	17	29	-12
2004	510	42.5	558	3188	5.7	265.7	43	138-276	50.0%	2060	14.9	171.7	20	12	127.9	834	5248	6.3	437.3	34-629	18.5	53-568	10.7	22	25	-3
2003	405	40.5	504	2719	5.4	271.9	39	110-208	52.9%	1491	13.6	149.1	10	11	118.4	712	4210	5.9	421.0	38-875	23.0	33-327	9.9	24	15	+9
2002	322	32.2	483	2357	4.9	235.7	22	102-204	50.0%	1618	15.9	161.8	19	11	136.6	687	3975	5.8	397.5	28-534	19.1	37-439	11.9	20	18	+2
2001	222	22.2	361	1066	3.0	106.6	10	139-316	44.0%	2073	14.9	207.3	17	18	105.5	677	3139	4.6	313.9	45-855	19.0	23-260	11.3	16	26	-10
2000	233	23.3	393	1084	2.8	108.4	12	165-333	49.5%	2111	12.8	211.1	19	18	110.8	726	3195	4.4	319.5	33-652	19.8	33-320	9.7	30	25	+5
1999	330	33.0	387	2103	5.4	210.3	19	174-333	52.3%	2220	12.8	222.0	23	16	121.4	720	4323	6.0	432.3	23-412	17.9	41-402	9.8	23	29	-6
1998	349	34.9	417	1963	4.7	196.3	22	169-294	57.5%	2265	13.4	226.5	22	11	139.4	711	4228	5.9	422.8	28-448	16.0	33-226	6.8	26	21	+5
1997	345	34.5	440	1612	3.7	161.2	18	163-312	52.2%	2350	14.4	235.0	23	8	134.7	752	3962	5.3	396.2	30-597	19.9	40-320	8.0	24	16	+8
1996	266	26.6	446	1699	3.8	169.9	16	167-304	54.9%	2074	12.4	207.4	17	7	126.1	750	3773	5.0	377.3	31-471	15.2	43-257	6.0	25	22	+3
1995	110	11.0	348	806	2.3	80.6	7	157-276	56.9%	1638	10.4	163.8	6	18	100.9	624	2444	3.9	244.4	47-706	15.0	19-141	7.4	17	33	-16
1994	79	7.9	342	674	2.0	67.4	6	127-293	43.7%	1411	11.1	141.1	4	25	71.2	635	2085	3.3	208.5	50-871	17.4	21-144	6.9	20	32	-12
1993	102	11.3	389	1342	3.4	149.1	8	92-242	38.0%	1089	11.8	121.0	7	18	70.5	631	2431	3.9	270.1	41-562	13.7	6-18	3.0	24	30	-6
1992	185	18.5	362	983	2.7	98.3	9	189-341	55.4%	2125	11.2	212.5	16	21	110.9	703	3108	4.4	310.8	48-796	16.6	12-49	4.1	17	34	-17
1991	164	16.4	430	1399	3.3	139.9	14	124-232	53.5%	1245	10.0	124.5	8	6	---	662	2644	4.0	264.5	50-818	16.4	16-78	4.9	26	17	+9
1990	186	18.6	398	1420	3.6	142.0	12	104-220	47.3%	1255	12.1	125.5	12	18	---	618	2675	4.3	267.5	49-941	19.2	11-138	12.5	27	24	+3
1989	164	16.4	488	1623	3.3	162.3	15	85-199	42.7%	1133	13.3	113.3	6	16	---	687	2756	4.0	275.6	36-748	20.8	33-310	9.4	24	31	-7
1988	175	17.5	373	1362	3.7	136.2	12	128-259	49.4%	1742	13.6	174.2	13	17	---	632	3104	4.9	310.4	45-752	16.7	16-121	7.6	17	22	-5
1987	111	12.3	313	569	1.8	63.2	5	145-311	46.6%	1662	11.5	184.7	7	11	---	624	2231	3.6	247.9	26-471	18.1	19-95	5.0	24	18	+6
1986	73	8.1	333	807	2.4	89.7	2	105-236	44.5%	1094	10.4	121.6	3	13	---	569	1901	3.3	211.2	34-636	18.7	8-79	9.9	18	19	-1
1985	99	11.0	326	940	2.9	104.4	6	78-182	42.9%	1013	13.0	112.6	7	10	---	508	1953	3.8	217.0	42-812	19.3	13-78	6.0	16	23	-7
1984	110	12.2	398	1144	2.9	127.1	11	75-180	41.7%	1021	13.6	113.4	3	15	---	578	2165	3.7	240.6	35-520	14.9	9-47	5.2	25	26	-1
1983	137	15.2	407	1321	3.2	146.8	11	89-201	44.3%	858	9.6	95.3	4	11	---	608	2179	3.6	242.1	34-483	14.2	15-68	4.5	25	22	+3
1982	87	9.7	354	1089	3.1	121.0	6	129-273	47.3%	1147	8.9	127.4	4	16	---	627	2236	3.6	248.4	31-514	16.6	21-241	11.5	21	32	-11
1981	111	12.3	411	1549	3.8	172.1	15	113-219	51.6%	1273	11.3	141.4	2	15	---	628	2822	4.5	313.6	20-403	20.2	23-132	5.7	19	24	-5
1980	210	23.3	501	2000	4.0	222.2	19	64-138	46.4%	912	14.3	101.3	6	9	---	639	2912	4.6	323.6	21-388	18.5	29-350	12.1	22	23	-1
1979	144	16.0	501	1626	3.2	180.7	7	51-100	51.0%	711	13.9	79.0	8	11	---	601	2337	3.9	259.7	21-298	14.2	33-402	12.2	19	22	-3
1978	195	21.7	554	2307	4.2	256.3	19	66-135	48.9%	883	13.4	98.1	7	11	---	689	3190	4.6	354.4	20-368	18.4	28-179	6.4	23	20	+3
1977	193	21.4	460	1565	3.4	173.9	17	63-157	40.1%	1028	16.3	114.2	8	8	---	617	2593	4.2	288.1	27-521	19.3	20-199	10.0	26	18	+8
1976	67	7.4	486	1366	2.8	151.8	8	38-98	38.8%	454	11.9	50.4	1	10	---	584	1820	3.1	202.2	27-431	16.0	16-52	3.3	30	16	+14
1975	80	8.9	392	897	2.3	99.7	6	101-195	51.8%	1058	10.5	117.6	5	15	---	587	1955	3.3	217.2	41-707	17.2	18-37	2.1	22	26	-4
1974	85	10.6	319	788	2.5	98.5	3	111-223	49.8%	1598	14.4	199.8	8	23	---	542	2386	4.4	298.3	33-573	17.4	12-28	2.3	24	26	-2
1973	146	18.3	397	1308	3.3	163.5	12	77-166	46.4%	1061	13.8	132.6	7	19	---	563	2369	4.2	296.1	32-613	19.2	26-84	3.2	18	28	-10

TEAM STATISTICAL COMPARISON (SINCE DIV. III WAS ESTABLISHED)

YEAR	SCORING DEF.		RUSHING DEFENSE				PASSING DEFENSE						TOTAL DEFENSE				PENALTIES		PUNTS			SACKS				
	Points	PPG	Att.	Yds.	Avg./Rush	Avg./Game	TDs	Cmp.-Att.	Pct.	Yds.	Avg./Catch	Avg./Game	TDs	INTs	Eff.	Plays	Yds.	Avg./Play	Avg./Game	No.-Yds.	Avg.	No.-Yds.	Avg.	Net	By-Yds.	Allowed-Yds.
2010	184	18.4	330	1169	3.5	116.9	6	180-318	56.6%	1936	10.8	193.6	18	18	115.1	648	3105	4.8	310.5	72-700	70.0	49-1936	39.5	35.0	23-172	26-148
2009	255	25.5	400	1537	3.8	153.7	16	187-316	59.2%	2230	11.9	223.0	17	7	131.8	716	3767	5.3	376.7	64-605	60.5	42-1578	37.6	34.1	21-126	8-43
2008	152	15.2	322	904	2.8	90.4	8	173-308	56.2%	1800	10.4	180.0	8	20	100.8	630	2704	4.3	270.4	50-439	43.9	41-1654	40.3	31.4	22-152	8-40
2007	258	25.8	369	1575	4.3	157.5	19	166-285	58.2%	2291	13.8	229.1	13	10	133.8	654	3866	5.9	386.6	45-366	36.6	46-1807	39.3	32.5	28-136	23-135
2006	148	14.8	305	693	2.3	69.3	8	178-330	53.9%	2031	11.4	203.1	12	15	108.6	635	2724	4.3	272.4	68-596	59.6	40-1482	37.0	29.1	36-247	18-104
2005	235	23.5	410	1486	3.6	148.6	16	146-268	54.5%	2005	13.7	200.5	13	10	125.9	678	3491	5.1	349.1	58-533	53.3	42-1385	33.0	28.0	28-167	23-147
2004	215	17.9	461	1158	2.5	96.5	13	177-359	49.3%	2218	12.5	184.8	15	15	106.6	820	3376	4.1	281.3	67-639	53.2	57-1936	34.0	32.3	41-297	17-120
2003	192	19.2	364	1202	3.3	120.2	9	154-311	49.5%	1948	12.6	194.8	16	14	110.1	675	3150	4.7	315.0	60-594	59.4	40-1361	34.0	30.5	24-148	29-183
2002	173	17.3	363	1503	4.1	150.3	10	151-320	47.2%	1816	12.0	181.6	13	7	103.9	683	3319	4.9	331.9	54-550	55.0	49-1730	35.3	32.2	23-130	14-98
2001	258	25.8	415	1695	4.1	169.5	17	127-280	45.4%	1718	13.5	171.8	18	11	110.3	695	3413	4.9	341.3	68-609	60.9	63-2151	34.1	30.5	28-187	31-241
2000	187	18.7	401	1380	3.4	138.0	16	118-269	43.9%	1480	12.5	148.0	8	18	86.5	670	2860	4.3	286.0	73-686	68.6	60-2091	34.8	32.0	30-190	34-199
1999	121	12.1	433	1342	3.1	134.2	9	123-267	46.1%	1257	10.2	125.7	7	15	83.0	700	2599	3.7	259.9	45-414	41.4	51-2059	40.4	---	34-284	7-41
1998	137	13.7	391	1314	3.4	131.4	5	115-261	44.1%	1311	11.4	131.1	12	13	91.5	652	2625	4.0	262.5	70-561	56.1	44-1734	39.4	---	28-222	18-88
1997	141	14.1	322	956	3.0	95.6	5	131-314	41.7%	1603	12.2	160.3	13	13	90.0	636	2559	4.0	255.9	56-527	52.7	47-1888	40.2	---	19-155	16-108
1996	170	17.0	395	1235	3.1	123.5	11	134-290	46.2%	1633	12.2	163.3	10	10	98.0	685	2868	4.2	286.8	59-578	57.8	59-2016	34.2	---	19-94	29-160
1995	261	26.1	463	1934	4.2	193.4	21	134-279	48.0%	1775	13.2	177.5	16	8	114.7	742	3709	5.0	370.9	53-442	44.2	73-2658	36.4	---	23-146	30-168
1994	305	30.5	473	2209	4.7	220.9	19	146-255	57.3%	1847	12.7	184.7	17	11	131.5	728	4056	5.6	405.6	43-357	35.7	63-2260	35.9	---	28-133	43-235
1993	235	26.1	424	1749	4.1	194.3	14	103-194	53.1%	1438	14.0	159.8	13	8	129.2	618	3187	5.2	354.1	47-428	47.6	54-1779	32.9	---	---	---
1992	306	30.6	470	2217	4.7	221.7	24	113-210	53.8%	1406	12.4	140.6	14	10	122.5	680	3623	5.3	362.3	55-442	44.2	49-1579	32.2	---	8-37	24-126
1991	306	30.6	434	1867	4.3	186.7	29	132-245	53.9%	1669	12.6	166.9	15	15	---	679	3536	5.2	353.6	50-502	50.2	69-2191	31.8	---	17-104	43-285
1990	314	31.4	531	2650	5.0	265.0	31	122-211	57.8%	1385	11.4	138.5	12	11	---	742	4035	5.4	403.5	54-504	50.4	52-1711	32.9	---	12-172	35-175
1989	179	17.9	458	1555	3.4	155.5	12	123-264	46.6%	1562	12.7	156.2	12	14	---	722	3112	4.3	311.2	58-584	58.4	62-2257	36.4	---	13-75	14-103
1988	216	21.6	547	2241	4.1	224.1	13	120-229	52.4%	1405	11.7	140.5	13	11	---	776	3646	4.7	364.6	55-518	51.8	52-1723	33.1	---	11-48	20-135
1987	111	12.3	436	997	2.3	110.8	7	116-228	50.9%	1435	12.4	159.4	5	11	---	664	2432	3.7	270.2	59-554	61.6	73-2601	35.6	---	29-224	19-173
1986	132	14.7	421	1312	3.1	145.8	10	98-184	53.2%	1108	11.3	123.1	5	11	---	605	2420	4.0	268.9	64-550	61.1	69-2303	33.4	---	5-51	22-160
1985	226	25.1	485	1926	4.0	214.0	16	87-168	51.8%	1122	12.9	124.7	13	3	---	653	3048	4.7	338.7	63-510	56.7	62-2027	32.7	---	19-85	15-89
1984	203	22.6	459	1600	3.5	177.8	---	97-191	50.8%	1250	12.9	138.9	---	12	---	650	2850	4.4	316.7	79-757	84.1	64-2351	36.7	---	10-57	10-79
1983	176	19.6	352	889	2.5	98.8	---	145-266	54.5%	1483	10.2	164.8	---	11	---	618	2372	3.8	263.6	64-572	63.6	66-2267	34.3	---	12-114	11-78
1982	191	21.2	381	1030	2.7	114.4	8	119-245	48.6%	1521	12.8	169.0	13	12	---	626	2551	4.1	283.4	63-614	68.2	65-2238	34.4	---	---	---
1981	109	12.1	432	1460	3.4	162.2	---	61-151	40.4%	693	11.4	77.0	---	7	---	595	2153	3.6	239.2	49-464	51.6	47-1666	35.4	---	---	---
1980	63	7.0	414	1035	2.5	115.0	---	60-139	43.2%	717	12.0	79.7	---	14	---	552	1753	3.2	194.8	57-560	62.2	53-1886	35.6	---	---	---
1979	104	11.6	381	907	2.4	100.8	---	72-184	39.1%	947	13.2	105.2	---	10	---	565	1854	3.3	206.0	63-633	70.3	49-1646	33.6	---	---	---
1978	80	8.9	377	1141	3.0	126.8	---	57-143	39.9%	780	13.7	86.7	---	11	---	520	1921	3.7	213.4	53-524	58.2	35-1154	33.0	---	---	---
1977	129	14.3	470	1477	3.1	164.1	---	73-163	44.8%	891	12.2	99.0	---	8	---	619	2368	3.8	263.1	50-556	61.8	55-2063	37.5	---	---	---
1976	128	14.2	496	1858	3.7	206.4	---	39-107	36.4%	565	14.5	62.8	2	11	---	603	2423	4.0	269.2	30-254	28.2	76-2766	36.4	---	---	---
1975	223	24.8	548	2531	4.6	281.2	---	57-120	47.5%	794	13.9	88.2	---	7	---	668	3325	5.0	369.4	41-395	43.9	66-2454	37.2	---	---	---
1974	187	23.4	455	1917	4.2	239.6	---	82-172	47.7%	1090	13.3	136.3	---	16	---	627	3111	5.0	388.9	41-428	53.5	44-1685	38.3	---	---	---
1973	166	20.8	396	1149	2.9	143.6	---	87-161	54.0%	1017	11.7	127.1	---	9	---	557	2166	3.9	270.8	45-447	55.9	38-1270	33.4	---	---	---

ALL-TIME HONORS

Associated Press Little All-America Team (since 1934)

Name	Position	Year (Honor)
Rick Drushal	Offensive Line	2006 (3rd)
Seth Duerr	Linebacker	1999 (2nd)
Dale Fortner	Defensive Back	1979 (2nd), 1980 (HM)
Tony Harris	Linebacker	1987 (HM)
Blake Moore	Offensive Line	1978 (HM), 1979 (1st)
Karl Penn	Linebacker	1987 (HM)
Eric Showes	Defensive End	1978 (HM)
Tony Sutton	Running Back	2003 (1st), 2004 (1st)

This honor is one of the most prestigious a player can receive, as the annual 75-member team consists of the top players from NCAA Div. II and Div. III and NAIA institutions.

AFCA Coaches All-America Team (since 1967)

Name	Position	Year (Honor)
Rick Drushal	Offensive Line	2006
Seth Duerr	Linebacker	1999
Blake Moore	Offensive Line	1979
Tony Sutton	Running Back	2003, 2004

A panel of Div. III coaches selects just 25 players for this annual team – one at each offensive and defensive position and three specialists.

D3football.com All-America Team (since 1999)

Name	Position	Year (Honor)
Ryan Dansak	Offensive Line	1999 (3rd)
Rick Drushal	Offensive Line	2005 (HM)
Seth Duerr	Linebacker	2000 (2nd)
Nick Hajjar	Defensive Back	2002 (3rd), 2003 (HM)
Joe Kearney	Defensive Line	2004 (1st)
Matt Mahaffey	Punter	1999 (3rd)
Andy Mizak	Defensive End	2004 (HM)
Chad Peterman	Offensive Line	1999 (2nd)
Jon Spragg	Offensive Line	2002 (2nd)
Tony Sutton	Running Back	2003 (1st), 2004 (1st)
Dan Terhune	Defensive Tackle	2010 (2nd)
Jim Wallace	Offensive Line	2004 (2nd)

Since its inception, the popular Web site has honored 100 players – 25 first-teamers.

ESPN The Magazine Academic All-America Team (since 1952)

Name	Position	Year (Honor)
Rick Drushal	Offensive Line	2006 (1st)
Dale Fortner	Defensive Back	1980 (1st), 1981 (2nd)
Dave Foy	Linebacker	1973 (1st)
Ryan Hartschuh	Punter	2002 (2nd)
Matt Mahaffey	Punter	1998 (2nd), 1999 (1st)
Blake Moore	Offensive Line	1977 (1st), 1978 (1st), 1979 (1st)
John P. Papp	Running Back	1959 (HM)
Jack Weisensell	Offensive Line	1980 (1st)

The Academic All-America Team is coordinated and voted on by the College Sports Information Directors of America (CoSIDA), and was previously sponsored by GTE and Verizon.

NCAA Postgraduate Scholarship Winners (since 1964)

Rick Drushal	Offensive Line	2006
Matt Mahaffey	Punter	2000
Blake Moore	Offensive Line	1980



Possibly the best player ever to wear the Black and Old Gold was Blake Moore, an offensive lineman for Wooster from 1976-79. The native of Signal Mountain, Tenn. was a fourth-generation Fighting Scot. In fact, his great grandfather is believed to have played on Wooster's first football team in 1889. Moore started all four seasons, won the Gregory Award as the top lineman in the Ohio Athletic Conference twice, and was a two-time Associated Press Little All-American before moving on to play professionally. After graduation from Wooster, he signed a free agent contract with the Cincinnati Bengals and legendary G.M. Paul Brown. Moore made the squad and remained with the Bengals for four years (1980-83), highlighted by participating in Super Bowl XVI. In 1984, Moore was picked up by Green Bay and played with the Packers for two seasons. Following his NFL career, Moore entered Harvard Law School, graduating cum laude in 1989. Today, he is the CEO for Allianz Global Investors U.S. Retail, based out of New York City.

ALL-TIME HONORS

Gagliardi Trophy Finalists (since 1993)

Name	Position	Year
Seth Duerr	Linebacker	2000
Tony Sutton	Running Back	2004

The Gagliardi Trophy is presented to the Outstanding NCAA Div. III Player of the Year. The award, sponsored by Josten's Inc., takes into account excellence in athletics, academics, and community service, and prior to a winner, 10 finalists are selected each year. It is named after John Gagliardi, St. John's (Minn.) University head coach for 52 seasons and one of only two coaches in college football history to win 400 games.

CoSIDA All-America Team (1978-2003)

Name	Position	Year (Honor)
Dave Baka	Placekicker	1986 (HM)
Geoff Belz	Linebacker	1989 (HM)
Seth Duerr	Linebacker	1998 (HM), 1999 (1st), 2000 (1st)
Brian Grandison	Running Back	1989 (HM)
Nick Hajjar	Defensive Back	2003 (HM)
Nick Hajjar	Return Specialist	2002 (HM)
Brock Jones	Defensive End	1985 (HM), 1986 (HM), 1987 (HM)
Matt Mahaffey	Punter	1998 (3rd)
Seth Mastrine	Defensive Back	1999 (HM), 2000 (3rd)
Chad Peterman	Offensive Lineman	1999 (2nd)
Jon Spragg	Offensive Lineman	2002 (HM)
Tony Sutton	Running Back	2002 (HM), 2003 (1st)
Mike Woltman	Tight End	1987 (HM)

This All-America Team for Div. III, previously sponsored by Champion USA, Hewlett-Packard, and Pizza Hut, was selected by a panel of 25 sports info. directors from across the country.

Football Gazette All-America Team (1993-2006)

Name	Position	Year (Honor)
Rick Drushal	Offensive Line	2004 (2nd), 2006 (1st)
Seth Duerr	Linebacker	1999 (HM), 2000 (1st)
Brandon French	Defensive Line	2006 (HM)
Jeff Geffert	Defensive Back	2006 (HM)
Matt Mahaffey	Punter	1999 (HM)
Seth Mastrine	Defensive Back	2000 (3rd)
Greg Peltz	Tight End	2006 (HM)
Chad Peterman	Offensive Line	1999 (2nd)
Tony Sutton	Running Back	2003 (1st), 2004 (1st)

Key to All-Time Honors

- 1st indicates first-team honoree
- 2nd indicates second-team honoree
- 3rd indicates third-team honoree
- HM indicates honorable mention selection
- Bold** indicates current player

D3football.com All-North Region Team (since 2005)

Name	Position	Year (Honor)
Bryan Albani	Return Specialist	2009 (3rd)
Matt DeGrand	Linebacker	2009 (3rd)
Rick Drushal	Offensive Line	2005 (3rd), 2006 (2nd)
Brandon French	Defensive Line	2006 (2nd)
Kevin Friedman	Punter	2008 (2nd)
Jeff Geffert	Defensive Back	2006 (1st)
Dan Terhune	Defensive Tackle	2010 (1st)
Storm Tropea	Offensive Line	2008 (2nd), 2009 (3rd)

Football Gazette All-North Region Team (1990-2006)

Name	Position	Year (Honor)
Tim Cline	Linebacker	2001 (2nd), 2003 (2nd), 2004 (3rd)
Rick Drushal	Offensive Line	2004 (1st), 2005 (3rd), 2006 (1st)
Seth Duerr	Linebacker	1998 (2nd), 1999 (2nd), 2000 (1st)
Drew Fay	Defensive Line	2002 (3rd)
Brandon French	Defensive Line	2006 (1st)
Jeff Geffert	Defensive Back	2006 (2nd)
Brandon Good	Wide Receiver	1997 (2nd), 1998 (2nd)
Nick Hajjar	Defensive Back	2001 (3rd), 2002 (3rd), 2003 (1st)
Rich Judd	Quarterback	1997 (3rd)
Joe Kearney	Defensive Line	2004 (2nd)
Matt Mahaffey	Punter	1998 (2nd), 1999 (2nd)
Seth Mastrine	Defensive Back	1999 (1st), 2000 (1st)
Andy Mizak	Defensive Line	2004 (3rd), 2006 (HM)
Jason Nappier	Offensive Line	1997 (3rd)
Greg Peltz	Tight End	2006 (2nd)
Chad Peterman	Offensive Line	1999 (1st)
Kevin Rooker	Defensive Back	2003 (2nd)
Greg Schermbeck	Linebacker	2006 (HM)
Jon Spragg	Offensive Line	2002 (3rd)
Tony Sutton	Running Back	2002 (2nd), 2003 (1st), 2004 (1st)
Bobby Vega	Linebacker	2004 (3rd)
Jim Wallace	Offensive Line	2004 (2nd)
Evan Watson	Defensive Line	2006 (3rd)

Offensive Player of the Year
 Tony Sutton — Tailback — 2003, 2004

Offensive Lineman of the Year
 Rick Drushal — Left Tackle — 2006



Seth Duerr



Nick Hajjar



Matt Mahaffey



Seth Mastrine



Chad Peterman



Tony Sutton

ALL-TIME HONORS

All-North Coast Athletic Conference Team (since 1984)

Name	Position	Year (Honor)
Justin Abraham	Quarterback	1999 (2nd), 2000 (HM)
Henry Adams	Outside Linebacker	1989 (1st)
Keith Adams	Return Specialist	2006 (2nd)
Bryan Albani	Defensive Back	2008 (1st)
Bryan Albani	Return Specialist	2009 (2nd)
Steve Alpeter	Center	2004 (2nd)
Scott Amstutz	Defensive Back	1996 (HM)
Jeff Anderson	Linebacker	2001 (HM)
Ben Arnold	Placekicker	1997 (1st)
James Arnold	Defensive Line	1984 (1st)
Dave Baka	Placekicker	1986 (1st)
Richard Barnes	Quarterback	2010 (HM)
Darren Barr	Defensive Back	1985 (HM)
Ryan Beeler	Outside Linebacker	2000 (HM)
Geoff Belz	Inside Linebacker	1987 (HM), 1988 (1st), 1989 (1st)
Kevin Brown	Defensive Back	1998 (2nd), 1999 (2nd)
Jon Bulkley	Running Back	1986 (HM), 1987 (HM)
Pat Byrne	Defensive Line	2008 (HM)
Chris Cabot	Wide Receiver	1999 (2nd), 2000 (2nd), 2001 (2nd)
Terry Carter	Defensive Back	1985 (HM), 1986 (2nd), 1987 (1st)
Felix Catheline	Defensive Line	2000 (HM)
Josh Clark	Center	2008 (HM), 2009 (2nd)
Hector Clavijo	Inside Linebacker	2010 (2nd)
Tim Cline	Inside Linebacker	2001 (HM), 2002 (2nd), 2003 (1st), 2004 (1st)
Geoff Cooper	Offensive Line	2007 (2nd)
Chris Craig	Defensive Back	2004 (1st), 2006 (1st)
Steve Custenborder	Inside Linebacker	2008 (1st)
Cameron Daniels	Tight End	2009 (2nd), 2010 (2nd)
Ryan Dansak	Offensive Line	1997 (HM), 1998 (2nd), 1999 (1st)
Wayne Davis	Offensive Line	1993 (2nd)
Matt DeGrand	Outside Linebacker	2007 (HM), 2008 (1st), 2009 (1st)
Luke Drake	Defensive Line	2008 (2nd)
Rick Drushal	Offensive Line	2003 (2nd), 2004 (1st), 2005 (1st), 2006 (1st)
Seth Duerr	Inside Linebacker	1997 (1st), 1998 (1st), 1999 (1st), 2000 (1st)
Joe Dzuban	Defensive Line	1998 (HM)
Jeff Elser	Running Back	1997 (2nd)
Fred Evans	Offensive Line	1984 (HM)
Drew Fay	Defensive Line	2000 (HM), 2001 (2nd), 2002 (2nd)
Josh Feesler	Defensive Back	2006 (HM)
Robert Flagg	Running Back	2009 (2nd), 2010 (1st)
Rick Fox	Wide Receiver	1993 (HM)
Mike Francescangeli	Wide Receiver	2008 (HM)
Brandon French	Defensive Line	2006 (2nd)
Kevin Friedman	Punter	2007 (HM), 2008 (1st)
Trevor Garner	Tight End	1992 (HM)
Jeff Geffert	Defensive Back	2006 (1st), 2007 (2nd)
Brandon Good	Wide Receiver	1996 (1st), 1997 (1st), 1998 (1st)
Jim Gordon	Defensive Back	1990 (HM)
Brian Grandison	Running Back	1988 (2nd), 1989 (1st), 1990 (HM), 1991 (1st)
Doug Grosel	Tight End	1984 (HM), 1985 (2nd)
Matt Haas	Defensive End	1994 (HM)
Charles Haggerty	Defensive Back	1986 (HM)
Nick Hajjar	Defensive Back	2000 (2nd), 2001 (1st), 2002 (1st), 2003 (1st)
Nick Hajjar	Return Specialist	2002 (1st), 2003 (2nd)
Tim Hallett	Defensive Line	1995 (2nd)
Kevin Harris	Offensive Line	1984 (2nd)
Tony Harris	Wide Receiver	1984 (HM), 1985 (2nd), 1986 (2nd), 1987 (1st)
Kevin Heintschel	Defensive Line	2000 (2nd)
Austin Holter	Quarterback	2008 (2nd), 2009 (HM)
Rob Hooper	Running Back	2002 (HM)
Brad Horst	Defensive Line	1997 (1st), 1998 (1st), 1999 (1st)
Kevin Howard	Defensive Back	1987 (HM)
Quinton Howard	Defensive Back	2010 (1st)
Scott Izzo	Defensive Back	1988 (3rd)
Demar Jackson	Defensive Back	2001 (2nd)
Matt Jackson	Center	2003 (1st)
Steve Johnson	Tight End	1995 (2nd)
Brock Jones	Defensive End	1985 (1st), 1986 (1st), 1987 (2nd)
Scott Jones	Running Back	2002 (HM)
Tyrone Jones	Defensive Back	1987 (1st)
Rich Judd	Quarterback	1995 (HM), 1996 (HM), 1997 (2nd), 1998 (1st)
Joe Kearney	Defensive Line	2002 (2nd), 2003 (1st), 2004 (1st)
Brian Kight	Defensive Back	2003 (HM), 2004 (2nd)
Tom Kincaid	Running Back	1985 (HM)
Jesse Koski	Defensive Back	2004 (2nd)
Dana Kreeger	Defensive Back	1994 (HM)
Greg Lare	Inside Linebacker	1996 (2nd)
Nate Laslow	Offensive Line	2010 (2nd)
Ian Lauer	Outside Linebacker	1999 (1st)
Jason Legg	Defensive Line	1996 (2nd), 1997 (1st)
Cam LeMasters	Offensive Line	2008 (2nd)
Craig Lombardi	Quarterback	1987 (2nd), 1988 (HM)
Matt Mahaffey	Punter	1997 (1st), 1998 (1st), 1999 (1st)
John Marcinek	Inside Linebacker	1991 (HM), 1992 (2nd)
Shawn Marks	Outside Linebacker	1998 (2nd), 1999 (2nd)
Brent Marty	Punter	1995 (1st)
Seth Mastrine	Defensive Back	1999 (1st), 2000 (1st)
Seth Mastrine	Return Specialist	1997 (2nd), 1999 (2nd), 2000 (2nd)
Don Mathews	Quarterback	1986 (HM)
Kelly McFarland	Tight End	1997 (2nd), 1999 (2nd)
Pat McKenna	Offensive Line	1988 (2nd), 1989 (2nd)

Name	Position	Year (Honor)
Scott McManamon	Linebacker	2002 (HM)
Richie McNally	Placekicker	2002 (2nd), 2003 (1st), 2004 (1st)
Andy Milligan	Wide Receiver	2004 (2nd)
Andy Mizak	Placekicker	2007 (2nd)
Andy Mizak	Defensive End	2004 (2nd), 2006 (1st)
Mike Murray	Defensive Back	1997 (1st), 1998 (2nd)
Jason Nappier	Offensive Line	1996 (2nd), 1997 (2nd), 1998 (HM)
Andy Nicholson	Tight End	1988 (3rd)
Mike Noble	Linebacker	1997 (1st)
Dana Obery	Punter	2010 (HM)
John Obery	Offensive Line	2008 (2nd), 2009 (1st)
Girard Ogletree-Crawford	Defensive Back	2010 (2nd)
Girard Ogletree-Crawford	Return Specialist	2010 (1st)
Kevin Orris	Offensive Line	2010 (2nd)
Russ Palm	Placekicker	2009 (HM)
Kim Patton	Linebacker	1984 (HM)
E.C. Pelaia	Offensive Line	1988 (3rd)
Greg Peltz	Tight End	2005 (HM), 2006 (1st)
Karl Penn	Outside Linebacker	1986 (HM), 1987 (1st as DE), 1989 (HM)
Chad Peterman	Offensive Line	1997 (1st), 1998 (1st), 1999 (1st)
Scott Powell	Punter	1987 (1st), 1988 (2nd), 1989 (2nd)
Jeff Price	Linebacker	1986 (HM), 1988 (HM)
Phil Puryear	Wide Receiver	1988 (3rd), 1989 (HM), 1990 (2nd)
Ed Ralls	Offensive Line	2000 (2nd)
Matt Ralls	Tight End	2002 (2nd), 2003 (2nd)
John Ramsier	Quarterback	1992 (HM)
Reggie Ray	Wide Receiver	1997 (HM), 1998 (2nd), 1999 (1st)
Mike Redick	Wide Receiver	2010 (HM)
Frank Reutter	Center	1997 (2nd)
Kevin Rooker	Defensive Back	2002 (2nd), 2003 (1st)
Jordan Ross	Defensive Back	2008 (2nd)
Scott Ross	Placekicker	1987 (2nd)
Vic Rowcliffe	Quarterback	1991 (HM)
Kevin Ryan	Defensive End	1993 (HM)
Howie Ryder	Defensive Line	1985 (HM)
Paul Savage	Offensive Line	1986 (2nd)
Justin Schäfer	Quarterback	2003 (HM), 2004 (2nd), 2006 (HM)
Greg Schermbeck	Outside Linebacker	2006 (2nd)
Greg Schermbeck	Inside Linebacker	2007 (HM)
Will Schober	Running Back	1999 (HM)
Ben Schrock	Tight End	2007 (2nd)
Tim Scott	Punter	1984 (2nd)
Dustin Sheppard	Running Back	2006 (HM), 2007 (2nd), 2008 (2nd)
Darryl Simmons	Wide Receiver	2001 (HM)
Jay Simonds	Punter	1986 (2nd)
Sly Slaughter	Defensive Back	1995 (1st), 1996 (1st)
Justin Sloan	Offensive Line	2003 (2nd), 2004 (1st)
Tim Slovinsky	Wide Receiver	2004 (HM)
Andre Smith	Outside Linebacker	2004 (2nd), 2005 (HM), 2006 (1st)
Kirk Smith	Defensive End	1986 (2nd)
Dennis Solensky	Defensive Line	1988 (HM)
Dan Sommers	Center	2006 (2nd), 2007 (2nd)
Todd Spillman	Offensive Line	2009 (HM)
Jon Spragg	Offensive Line	2001 (2nd), 2002 (1st)
Jeff Spraggins	Quarterback	2002 (HM)
Rick Stern	Running Back	1985 (HM)
Chad Stuckey	Offensive Line	1995 (HM)
Tony Sutton	Return Specialist	2004 (1st)
Tony Sutton	Running Back	2002 (1st), 2003 (1st), 2004 (1st)
Shaun Swearingen	Wide Receiver	2005 (HM)
Dan Terhune	Defensive Line	2010 (1st)
Storm Tropea	Offensive Line	2008 (1st), 2009 (1st)
Taylor Trout	Defensive Back	2009 (2nd)
Bobby Vega	Outside Linebacker	2003 (HM), 2004 (1st)
Phil Vitalbo	Inside Linebacker	2006 (2nd)
Mike Vyrostek	Tight End	2004 (HM)
Jim Wallace	Offensive Line	2002 (2nd), 2004 (2nd)
Brock Wanless	Running Back	1998 (2nd)
Evan Watson	Defensive End	2004 (HM), 2005 (1st), 2006 (1st)
Mike Woltman	Tight End	1986 (HM), 1987 (1st)
Jeremi Woodruff	Center	1998 (2nd)
Steve Young	Defensive Back	1988 (2nd)
Rocky Zazzaro	Offensive Line	1986 (2nd)
Dave Zink	Offensive Line	1990 (2nd)
Joe Zombek	Placekicker	1999 (1st)

Mike Gregory Award (since 1984)
 NCAC Offensive Player of the Year
 Brian Grandison — 1991
 Tony Sutton — 2003, 2004

Hank Critchfield Award (since 1984)
 NCAC Defensive Player of the Year
 Seth Duerr — 1999, 2000
 Joe Kearney — 2004

NCAC Coach of the Year (since 1984)
 Jim Barnes — 1997
 Mike Schmitz — 2004, 2008

NCAC Newcomer of the Year (since 1995)
 Richard Barnes — 2010
 Dustin Sheppard — 2005
 Tony Sutton — 2002
 Brock Wanless — 1996

ALL-TIME HONORS

All-Ohio Athletic Conference Team (1959-83)

Name	Position	Year (Honor)
George Bare	Linebacker	1964 (1st), 1965 (2nd)
Mike Barrett	Defensive Line	1982 (HM)
Mike Berg	Linebacker	1983 (1st)
John Bohannon	Defensive Back	1973 (2nd), 1974 (1st)
Bob Buchanon	Defensive Back	1972 (2nd)
Matt Call	Linebacker	1979 (HM), 1980 (HM)
Steve Clifton	Offensive Line	1971 (2nd)
Paul Cockran	Offensive Line	1981 (HM), 1982 (1st)
Jerry Collins	Defensive Back	1960 (2nd), 1961 (1st)
Pat Collins	Wide Receiver	1981 (1st)
Ned Compton	Wide Receiver	1974 (1st)
Bob Cyders	Offensive Line	1972 (1st)
Jim DeRose	Running Back	1970 (2nd)
Quinten Dillon	Running Back	1973 (2nd)
Rod Dingle	Running Back	1964 (2nd), 1965 (1st)
Jeff Durbin	Defensive End	1972 (HM), 1973 (HM)
Oney Fitzpatrick	Linebacker	1979 (1st)
Dale Fortner	Defensive Back	1979 (1st), 1980 (1st), 1981 (1st)
Dave Foy	Linebacker	1973 (2nd)
Jim Gerard	Wide Receiver	1975 (HM)
Mike Gordon	Running Back	1966 (HM)
Doug Greenleaf	Defensive Back	1978 (HM)
Russ Harpring	Offensive Line	1977 (1st)
Bill Harris	Defensive Line	1970 (2nd), 1971 (HM)
Dale Hostenske	Defensive Line	1971 (HM), 1972 (2nd)
Tim Jackson	Wide Receiver	1980 (1st)
Dave Jones	Running Back	1983 (1st)
Dennis Keyes	Offensive Line	1968 (2nd)
Rick Koeth	Tight End	1974 (HM), 1975 (1st)
Tom Krivos	Defensive Line	1969 (2nd), 1970 (1st), 1971 (1st)
Morris Laatsch	Offensive Line	1968 (HM)
Rick Leone	Running Back	1979 (HM), 1980 (1st)
Phil Lucchese	Quarterback	1983 (HM)
Bob Macoritti	Placekicker	1971 (1st)
Bill Magaw	Linebacker	1976 (HM)
Ron Maltarich	Linebacker	1969 (2nd), 1970 (1st)
Jim McCauley	Linebacker	1980 (HM)
Rob McCoy	Linebacker	1977 (HM), 1978 (HM)
Steve McClellan	Running Back	1959 (1st), 1960 (1st)
Blake Moore	Offensive Line	1977 (1st), 1978 (1st), 1979 (1st)
Pete Moore	Punter	1977 (HM)
Bob Morehouse	Linebacker	1972 (2nd)
Tom Nelson	Linebacker	1982 (HM), 1983 (1st)
Joe Neroni	Defensive Back	1980 (1st)
Jeff Nye	Defensive Line	1965 (2nd)
Russ Oechsle	Offensive Line	1972 (HM)
Brian Perry	Offensive Line	1981 (HM)
Dave Poetter	Defensive Back	1970 (HM)
Greg Potter	Defensive Back	1983 (1st)
Rick Quayle	Defensive Back	1969 (2nd), 1970 (2nd), 1971 (2nd)
Bob Rogers	Running Back	1974 (HM)
Denny Salettel	Offensive Line	1970 (2nd)
Rick Schutte	Tight End	1976 (1st)
Bob Secor	Defensive End	1980 (1st)
Mark Seker	Defensive Back	1976 (1st)
Stu Sheard	Defensive Back	1975 (HM), 1976 (HM), 1977 (1st)
Ron Showalter	Tight End	1970 (HM)
Eric Showes	Defensive End	1977 (1st), 1978 (1st)
Bruce Smith	Defensive End	1973 (HM)
Keith Sulzer	Defensive End	1982 (1st)
Rick Sulzer	Offensive Line	1978 (1st)
Bill Thombs	Offensive Line	1960 (2nd)
Jim Turner	Running Back	1961 (1st), 1962 (HM)
Bruce Vandersall	Defensive Back	1964 (1st)
Jim Webb	Offensive Line	1983 (HM)
Jack Weisensell	Offensive Line	1980 (1st)
Duane White	Defensive Line	1967 (1st)
Reggie Williams	Linebacker	1960 (2nd)
Art Wilson	Running Back	1967 (HM)
Lu Wims	Defensive End	1959 (1st), 1960 (1st)
Jeff Wise	Running Back	1971 (HM)
Duane White	Defensive Line	1968 (HM)
Ron Wright	Quarterback	1982 (1st)

Mike Gregory Award (1956-83)
 OAC Offensive Player of the Year given to top lineman and top back each year
 Rod Dingle — Halfback — 1965
 Tom Dingle — Halfback — 1957
 Blake Moore — Center — 1978, 1979

Hank Critchfield Award (1971-83)
 OAC Defensive Player of the Year given to top lineman and top back each year
 Joe Neroni — Cornerback — 1980

Football Players in “W” Association Hall of Fame

L. C. Boles	(Coach)	Richard W. Sproull	1943
Charles E. McDermott	(Mgr.)	Roger W. Stoneburner	1944
Kinley McMillan	(Coach)	Donald B. Swegan	1947
Carl B. Munson	(Coach)	Myndret C. Busack	1949
Philip L. Shipe	(Coach)	James E. Kennedy	1949
L. W. St. John	(Coach)	Earl B. Shaw	1950
A. Worth Collins		A. Price Daw	1951
Harold P. Collins		Al Van Wie (Coach)	1952
Harry S. Manchester		James R. Ewers	1954
Benjamin A. Roderick		John Siskowic	1954
Art Murray		William E. Stoner	1955
Allen W. Snyder		Richard C. Jacobs	1956
Herbert H. Stiffler		Ted Hole	1956
Homer I. Hess		N. Richard Stefanek	1956
Wallace C. Walker		Thomas A. Justice	1957
John M. Swigart		Gerald Smith	1957
Stanley R. Welty		Thomas G. Dingle	1959
Olin J. Gabriel		Donald B. Register	1959
Lewis Manly		James L. Dennison	1960
G. Donald Starn		Robert M. Whitaker	1960
Clarence D. Junkin		Stephen D. McClellan	1961
Henry B. Critchfield		William N. Thombs	1961
Wayne C. Blough		Lu D. Wims	1961
Myles E. Beeler		Gerald L. Collins	1962
Paul H. Snyder		James E. Turner	1963
Ralph A. Young		C. Reginald Williams	1963
Allan S. McConihe		Bruce Vandersall	1965
Raymond H. Miller		Phillip A. Cotterman	1966
Clifford A. Nelson		Rodney Dingle	1966
M. Donald Walklet		George W. Bare	1967
Harold E. Pryor		Ron Maltarich	1971
Robert M. Sekerak		David M. Poetter	1971
J. Herbert Foley		Thomas W. Krivos	1972
Edwin G. Smith		Rickey W. Sollmann	1972
Robert L. Taliaferro		Robert L. Macoritti	1973
John A. Gotshall		Ned J. Compton	1975
Arthur E. Pomeroy		Eric Showes	1979
William E. Cunahan		E. Blake Moore	1980
David C. Henderson		Jack Weisensell	1981
Richard T. Gernert		Dale Fortner	1982
Harry A. Ditch		Geoff Belz	1990
Karl K. Kate		Brian Grandison	1992
Harry V. Eicher		Seth Duerr	2000
William G. Shinn			1943

Did You Know?

When Wooster switched leagues in the early 1980s, Tom Dingle stood as the second all-time leading rusher (3,912 yards) in OAC history, and also ranked third and fourth, respectively, in career scoring (293 points) and career touchdowns (45).

HISTORY OF FIGHTING SCOT FOOTBALL

College football certainly has changed a lot since The College of Wooster's fourth-ever game, when the Fighting Scots routed Ohio State 64-0 in 1890. That was one of seven contests Wooster played in its first two seasons and all seven resulted in victory for the Scots, starting with a 48-0 shutout of Denison in 1889.

However, football and all other athletic programs at the College came to a halt the next year, when President Scovel banned intercollegiate sports from campus due to his opinion that they created an unruly and often profane atmosphere.

When varsity teams were finally re-instituted in 1901, Wooster had lost some of its momentum from the previous decade. The Scot gridders lost three of their four games that fall and saw only three winning seasons over the next 14 years.

Wooster got back on track in 1916 and rapidly became one of the nation's top teams under the direction of legendary head coach L.C. Boles. In fact, between 1916 and 1927, the Scots had their greatest success in school history, as Boles guided Wooster to 12-straight winning seasons and three Ohio Athletic Conference championships — 1919 (8-0), 1920 (8-0), and 1923 (8-0).

Boles, who also led Wooster to an OAC title in 1934 (8-0), continued to coach until 1939, when

he gave way to John Swigart, but not before he had compiled an all-time record of 134-50-19. Today, Boles still stands as the Scots' winningest and longest tenured (24 years) coach.

Swigart coached during the time period of World War II, registering a mark of 27-36 between 1940 and 1948, highlighted by a 6-3 season in 1942.

Then, in 1949, a new winning era began when Phil Shipe took over the reins as head coach. Shipe began a 17-year run that would end with him being second only to Boles in career victories, as he coached Wooster to a mark of 84-61-6. The Scots' best year under Shipe's administration came in 1959 when Wooster went 7-1-1 and shared the OAC crown with Heidelberg.

Jack Lengyel succeeded the legendary Shipe, who now has a walkway on campus named in his honor. Lengyel spent five years as the head coach at Wooster and directed the team to a total of three winning seasons, including an 8-1 mark and share of the 1970 OAC regular season championship.

After a solid 6-2 record in 1971, the Scots struggled to a combined mark of 14-28 over the next five years before Tom Hollman took over and recorded four consecutive winning seasons

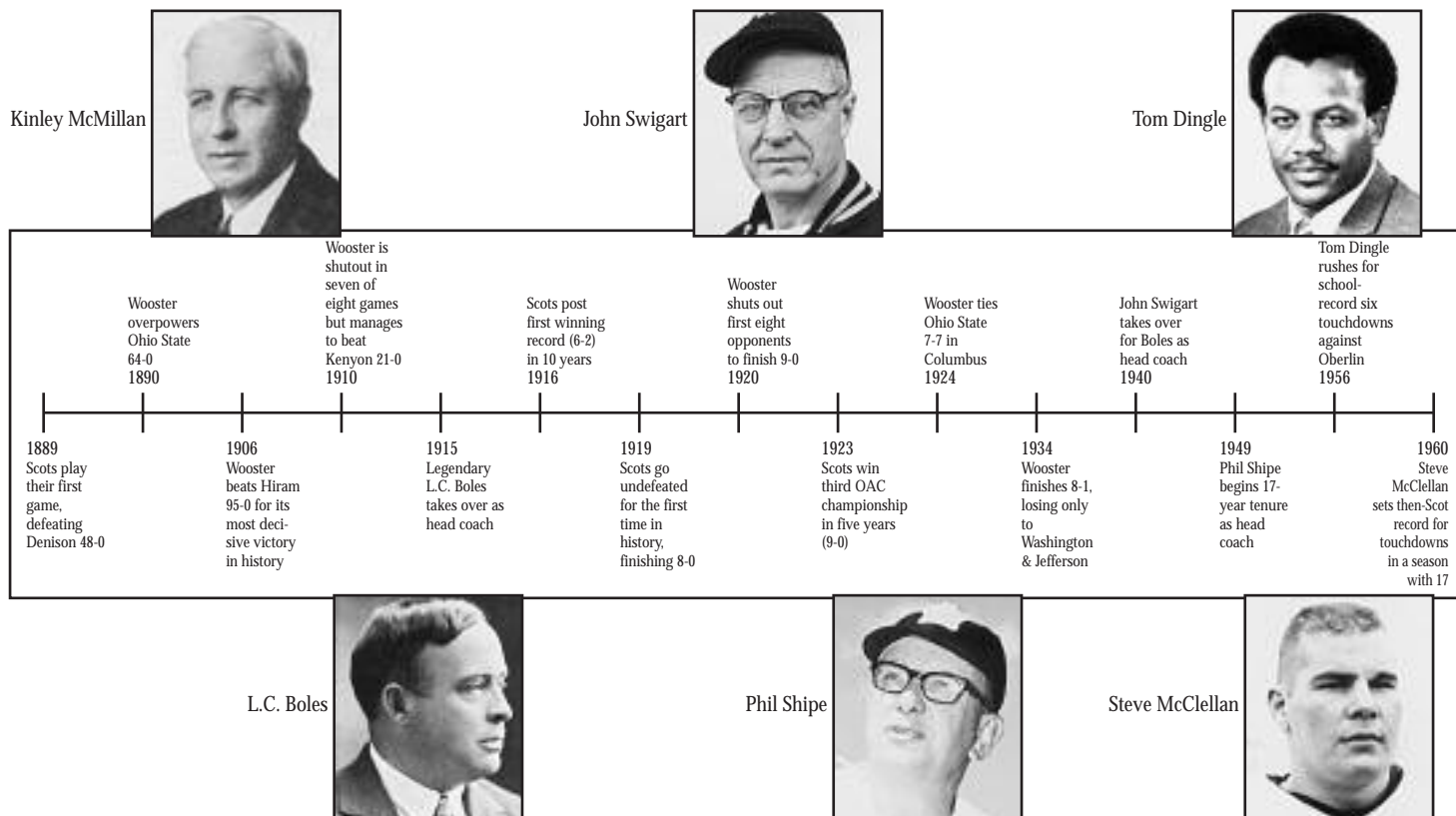
from 1977-80. In his final year, the Scots came close to a perfect season, tying Denison (14-14) and dropping heartbreakers to Wittenberg (9-7) and Capital (13-0).

After Hollman left, the program struggled for its longest period of time. Wooster recorded just two winning seasons from 1981-94, while making the transition to the newly-formed North Coast Athletic Conference in 1984. In fact, the Scots won a mere 27 percent of their games during that stretch before Jim Barnes and Mike Schmitz arrived on campus as head coach and offensive coordinator, respectively, and kick-started the program.

They inherited a team that had finished 1-9 in 1994, but quickly brought respectability back by guiding the Scots to a 5-5 record in 1995. The following year Wooster compiled a 7-3 mark — its best in 25 years.

In 1997, the Scots finished with a 9-1 record — their best since 1923 — and a share of their first NCAC title. Prior to leaving to be the head coach at his alma mater, Barnes guided Wooster to matching 8-2 marks in 1998 and 1999 — the 100th and 101st seasons of football at Wooster.

Schmitz was the easy choice to take over at the helm of the program, and the Scots' 21st head



HISTORY OF FIGHTING SCOT FOOTBALL

football coach has continued the program's recent resurgence. Adding in his 72-40 record as head coach, Wooster has gone 109-53 during Schmitz's entire tenure, marking the second-most winningest stretch in school history.

Throughout the years, there have been a number of outstanding players to don the Black and Old Gold for the aforementioned coaches. In fact, there are 79 football players — more than any other sport — as well as five gridiron coaches in the "W" Association Hall of Fame.

Former Wooster greats to put on the pads include Blake Moore, who went on to play professionally for the Cincinnati Bengals and Green Bay Packers; Bob Macoritti, who made a field goal in the Hula Bowl before going on to a productive career in the Canadian Football League; John Ramsier, who owns the single-game record for pass completions (34) and the single-season mark for passing yards (2036); Brandon Good, who owns nearly every Scot reception record; Seth Duerr, a three-time All-American at linebacker and the school's career leader in tackles (432); and Tony Sutton, who broke four NCAA Div. III national records, including rushing yards per game (187.1).



The original Wooster football team defeated Denison twice in 1889, winning by scores of 48-0 and 50-0.

Blake Moore		Brian Grandison		Brandon Good			
After 1-8 start, Jack Lengyel leads Wooster to three winning seasons in next four years 1966	Tom Hollman guides Scots to first of four straight winning records 1977	Wooster joins newly-formed North Coast Athletic Conference 1984	Brian Grandison becomes first player in 24 years to rush for 1,000 yards 1989	John Ramsier sets single game (34) and single season (176) marks for completions 1992	Wooster posts best record (7-3) in 25 years 1996	Wooster finishes eight points shy of an unbeaten season 1998	Scots make first-ever NCAA playoff appearance 2004
1973 Bob Macoritti is selected to play in the Hula Bowl	1980 Blake Moore begins professional career with the Cincinnati Bengals	1987 Scots finish 5-4 for their first winning record in seven years	1990 Phil Puryear becomes all-time leader in kickoff return yardage (1,694)	1995 Jim Barnes takes over as head coach and leads Wooster to 5-5 record	1997 Scots finished 9-1 and captured a share of their first NCAC championship	2000 New head coach Mike Schmitz leads Wooster to fifth-straight winning season	
Tom Hollman		Phil Puryear		Mike Schmitz			

SEASON-BY-SEASON RESULTS

YEAR	W-L-T	COACH
2010	5-5	Mike Schmitz
2009	5-5	Mike Schmitz
2008	8-2	Mike Schmitz
2007	4-6	Mike Schmitz
2006	8-2	Mike Schmitz
2005	6-4	Mike Schmitz
2004	11-1	Mike Schmitz
2003	7-3	Mike Schmitz
2002	8-2	Mike Schmitz
2001	4-6	Mike Schmitz
2000	6-4	Mike Schmitz
1999	8-2	Jim Barnes
1998	8-2	Jim Barnes
1997	9-1	Jim Barnes
1996	7-3	Jim Barnes
1995	5-5-0	Jim Barnes
1994	1-9-0	Bob Tucker
1993	2-7-0	Bob Tucker
1992	3-6-1	Bob Tucker
1991	3-7-0	Bob Tucker
1990	3-7-0	Bob Tucker
1989	4-6-0	Bob Tucker
1988	1-9-0	Bob Tucker
1987	5-4-0	Bob Tucker
1986	4-5-0	Bob Tucker
1985	3-6-0	Bob Tucker
1984	0-9-0	Jim Kapp
1983	3-6-0	Jim Kapp
1982	1-8-0	Jim Kapp
1981	4-5-0	Jim Kapp
1980	6-2-1	Tom Hollman
1979	6-3-0	Tom Hollman
1978	6-3-0	Tom Hollman
1977	6-3-0	Tom Hollman
1976	4-5-0	Don Hunsinger
1975	1-8-0	Don Hunsinger
1974	2-6-0	Pat O'Brien
1973	5-3-0	Pat O'Brien
1972	2-6-0	Pat O'Brien
1971	6-2-0	Pat O'Brien
1970	8-1-0	Jack Lengyel
1969	3-6-0	Jack Lengyel
1968	6-3-0	Jack Lengyel
1967	6-3-0	Jack Lengyel
1966	1-8-0	Jack Lengyel
1965	4-5-0	Phil Shipe
1964	5-4-0	Phil Shipe
1963	1-8-0	Phil Shipe
1962	4-4-1	Phil Shipe
1961	6-3-0	Phil Shipe
1960	6-3-0	Phil Shipe
1959	7-1-1	Phil Shipe
1958	6-3-0	Phil Shipe
1957	3-6-0	Phil Shipe
1956	5-3-1	Phil Shipe
1955	7-2-0	Phil Shipe
1954	6-3-0	Phil Shipe

YEAR	W-L-T	COACH
1953	5-3-0	Phil Shipe
1952	7-1-1	Phil Shipe
1951	6-3-0	Phil Shipe
1950	1-6-1	Phil Shipe
1949	5-3-1	Phil Shipe
1948	3-6-1	John Swigart
1947	4-5-0	John Swigart
1946	2-4-2	John Swigart
1945	0-6-0	John Swigart
1944	1-3-1	John Swigart
1943	2-5-0	John Swigart
1942	6-3-0	John Swigart
1941	5-1-1	John Swigart
1940	4-3-1	John Swigart
1939	2-6-0	L. C. Boles
1938	5-0-3	L. C. Boles
1937	6-2-0	L. C. Boles
1936	3-6-0	L. C. Boles
1935	3-4-2	L. C. Boles
1934	8-1-0	L. C. Boles
1933	7-1-1	L. C. Boles
1932	5-1-2	L. C. Boles
1931	4-5-0	L. C. Boles
1930	5-3-1	L. C. Boles
1929	5-2-1	L. C. Boles
1928	2-4-2	L. C. Boles
1927	6-2-0	L. C. Boles
1926	6-2-0	Art Murray
1925	6-2-0	L. C. Boles
1924	6-2-2	L. C. Boles
1923	9-0-0	L. C. Boles
1922	8-1-0	L. C. Boles
1921	6-2-0	L. C. Boles
1920	9-0-0	L. C. Boles
1919	8-0-0	L. C. Boles
1918	6-1-0	L. C. Boles
1917	6-0-3	L. C. Boles
1916	6-2-0	L. C. Boles
1915	3-3-2	L. C. Boles
1914	2-6-0	A. Cunningham
1913	2-3-2	C. C. Childs
1912	1-4-1	H. B. Lloyd
1911	0-6-0	H. B. Lloyd
1910	1-6-1	W. E. Johnston
1909	1-6-0	W. E. Johnston
1908	3-5-0	Frank Longman
1907	2-5-1	Ernest Skeel
1906	5-1-2	Ernest Skeel
1905	7-3-0	L. W. St. John
1904	1-5-0	L. W. St. John
1903	3-5-0	L. W. St. John
1902	3-1-2	L. W. St. John
1901	1-3-0	E. Sedgewick
1890	5-0-0	Kinley McMillan
1889	2-0-0	Kinley McMillan

Coaches' Records

COACH	YRS.	W-L-T	PCT.
L.C. Boles	24	134-50-19	.707
Phil Shipe	17	84-61-6	.576
Mike Schmitz	11	72-40-0	.643
Jim Barnes	5	37-13-0	.740
Bob Tucker	10	29-66-1	.307
John Swigart	9	27-36-6	.435
Tom Hollman	4	24-11-1	.681
Jack Lengyel	5	24-21-0	.533
Pat O'Brien	4	15-17-0	.469
L.W. St. John	4	14-14-2	.500
Jim Kapp	4	8-28-0	.222
Ernest Skeel	2	7-6-3	.531
Kinley McMillan	2	7-0-0	1.000
Art Murray	1	6-2-0	.750
Don Hunsinger	2	5-13-0	.278
Frank Longman	1	3-5-0	.375
C.C. Childs	1	2-3-2	.429
A. Cunningham	1	2-6-0	.250
W.E. Johnston	2	2-12-1	.167
E. Sedgewick	1	1-3-0	.250
H.R. Lloyd	2	1-10-1	.125
TOTALS	112	504-417-42	.545



Jim Barnes



Phil Shipe



L.C. Boles



Bob Tucker

ALL-TIME SERIES RECORDS

Opponent	W	L	T	Streak	First Meeting	Result	Last Meeting	Result
Adelbert	1	0	0	W-1	1890	W, 50-0	1890	W, 50-0
Adrian	2	2	0	L-2	1978	W, 28-7	1983	L, 7-34
Akron	24	20	3	L-7	1902	W, 56-0	1966	L, 0-26
Albion	4	6	0	L-4	1958	W, 38-14	1989	L, 7-14
Allegheny	14	18	0	L-1	1905	W, 38-16	2009	L, 21-24
Alma	0	2	0	L-2	1988	L, 22-25	1989	L, 14-25
Ashland	20	9	2	L-6	1922	W, 7-0	1970	L, 0-35
Aurora	1	0	0	W-1	2004	W, 41-34	2004	W, 41-34
Baldwin-Wallace	8	10	1	L-8	1903	W, 33-0	2010	L, 14-38
Ball State	0	1	0	L-1	1958	L, 6-14	1958	L, 6-14
Bethany (W. Va.)	2	0	0	W-2	2002	W, 38-28	2003	W, 69-7
Bluffton	1	0	0	W-1	1931	W, 12-0	1931	W, 12-0
Bowling Green	0	1	1	T-1	1940	L, 14-26	1941	T, 14-14
Canisius	1	0	0	W-1	1976	W, 15-14	1976	W, 15-14
Capital	7	13	1	L-4	1945	L, 0-28	1983	L, 0-28
Carnegie Mellon	4	3	0	L-2	1908	W, 13-6	1991	L, 14-55
Carthage	0	1	0	L-1	2004	L, 7-14	2004	L, 7-14
Case Western Reserve	13	10	0	L-4	1984	L, 14-21	2010	L, 14-28
Centre	2	1	0	W-1	1971	W, 27-17	1997	W, 31-10
Cincinnati	3	0	0	W-3	1916	W, 20-0	1924	W, 32-0
Defiance	0	2	0	L-2	1967	L, 7-9	1992	L, 0-62
Denison	39	33	7	W-10	1889	W, 48-0	2010	W, 38-28
DePauw	1	1	0	W-1	1975	L, 8-28	1977	W, 31-0
Dickinson	1	0	0	W-1	1954	W, 33-12	1954	W, 33-12
Earlham	14	2	0	W-11	1990	W, 44-29	2009	W, 49-3
Findlay	0	2	0	L-2	1946	L, 6-27	1947	L, 6-19
Gettysburg	0	1	0	L-1	1940	L, 0-6	1940	L, 0-6
Grove City	8	1	0	W-8	1988	L, 14-19	2004	W, 28-13
Heidelberg	16	10	1	W-1	1901	L, 5-15	1983	W, 34-0
Hiram	33	4	0	W-7	1906	W, 95-0	2010	W, 62-0
Hobart	1	1	0	L-1	1962	W, 49-15	1963	L, 0-14
Hope	2	0	0	W-2	2002	W, 14-9	2003	W, 45-36
John Carroll	6	5	0	L-1	1937	L, 13-20	2007	L, 0-24
Kalamazoo	4	6	0	L-1	1949	W, 26-20	2001	L, 37-39
Kent State	2	1	0	L-1	1937	W, 15-6	1948	L, 0-39
Kenyon	46	22	3	W-3	1890	W, 30-0	2010	W, 31-6
MacMurray	1	0	0	W-1	2005	W, 37-0	2005	W, 37-0
Manchester	1	0	0	W-1	1940	W, 13-6	1940	W, 13-6
Marietta	3	4	0	L-1	1962	W, 52-0	1984	L, 12-15
Miami (Ohio)	2	2	1	L-1	1916	L, 6-10	1943	L, 6-20
Mt. Union	38	30	4	L-2	1901	W, 12-5	1991	L, 8-24
Muskingum	15	29	5	W-2	1916	W, 47-0	2005	W, 13-10
Navy	0	1	0	L-1	1931	L, 6-19	1931	L, 6-19
Oberlin	64	22	2	W-5	1903	L, 0-30	2010	W, 31-14
Ohio Northern	8	4	0	L-1	1918	W, 40-0	1981	L, 0-7
Ohio State	2	4	2	L-1	1890	W, 64-0	1925	L, 0-17
Ohio University	2	2	0	W-2	1913	L, 6-7	1917	W, 20-0
Ohio Wesleyan	28	27	0	W-5	1901	L, 0-28	2010	W, 22-13
Otterbein	9	6	1	L-1	1902	T, 6-6	1981	L, 13-14
Pittsburgh	0	1	0	L-1	1907	L, 0-50	1907	L, 0-50
Rochester	0	2	0	L-2	1986	L, 3-16	1987	L, 7-16
Rutgers	0	1	0	L-1	1939	L, 0-20	1939	L, 0-20
St. Lawrence	1	0	0	W-1	1959	W, 41-20	1959	W, 41-20
Scio	1	0	0	W-1	1905	W, 29-0	1905	W, 29-0
Swarthmore	1	0	0	W-1	1968	W, 37-0	1968	W, 37-0
Toledo	1	0	0	W-1	1920	W, 36-0	1920	W, 36-0
Trinity (Texas)	0	2	0	L-2	1994	L, 0-31	1995	L, 0-33
Ursinus	0	2	0	L-2	2000	L, 7-31	2001	L, 14-53
Wabash	2	13	0	L-6	1944	L, 0-27	2010	L, 17-21
Washington & Jefferson	2	5	1	L-2	1890	W, 6-4	1985	L, 6-40
Washington-St. Louis	2	1	0	L-1	2008	W, 38-13	2010	L, 13-14
Waynesburg	3	2	0	L-1	1955	W, 27-12	2009	L, 39-42
West Liberty	1	0	0	W-1	1930	W, 13-0	1930	W, 13-0
West Virginia	0	1	0	L-1	1948	L, 6-34	1948	L, 6-34
Western Michigan	0	2	0	L-2	1944	L, 0-27	1945	L, 0-66
Wilmington	1	1	0	L-1	1992	W, 30-20	1993	L, 19-41
Wittenberg	12	32	1	L-2	1912	W, 12-0	2010	L, 17-22
Wright State	2	0	0	W-2	1942	W, 24-13	1943	W, 21-3

Bold indicates 2010 opponent



Legendary coach L. C. Boles instructs Charles 'Mose' Layport '26 during a practice session.



Center Hank Critchfield '27 earned All-Ohio honors and was inducted into the "W" Association Athletic Hall of Fame in 1971.



Dutch Pfeiffer '26, Rusty Hull '26 and Olin 'Gabe' Gabriel '25 line up for picture day.

GAME-BY-GAME RESULTS

1889 (2-0)

Coach - Kinley McMillan

D9 DENISON -----W, 48-0
at Denison -----W, 50-0

1890 (5-0)

Coach - Kinley McMillan

Denison -----W, 58-0
Ohio State -----W, 64-0
Kenyon -----W, 30-0
Adelbert -----W, 50-0
Washington & Jefferson --W, 6-4

No team from 1891-1900 due to campus ban of intercollegiate sports

1901 (1-3)

Coach - E. Sedgewick

O5 Ohio Wesleyan -----L, 0-28
O26 Heidelberg -----L, 5-15
N2 Denison -----L, 0-12
N9 Mt. Union -----W, 12-5

1902 (3-1-2, 0-1 OAC)

Coach - L.W. St. John

O10 Heidelberg -----W, 17-0
O18 Reserve* -----L, 6-18
N1 Mt. Union -----W, 28-0
N8 Buchtel -----W, 56-0
N15 Denison -----T, 6-6
N22 Otterbein -----T, 6-6

1903 (3-5, 1-3 OAC)

Coach - L.W. St. John

O10 at Oberlin* -----L, 0-30
O17 at Reserve* -----L, 0-17
O23 at Heidelberg -----W, 22-0
O24 BERA -----W, 33-0
O31 at Otterbein -----L, 11-12
N7 DENISON -----L, 6-17
N14 at Kenyon* -----W, 11-10
N21 CASE* -----L, 0-40

1904 (1-5, 0-4 OAC)

Coach - L.W. St. John

Oberlin* -----L, 0-6
Case* -----L, 0-22
Reserve* -----L, 5-15
Denison -----L, 0-23
Mt. Union -----W, 76-0
Kenyon* -----L, 5-23

1905 (7-3, 2-3 OAC)

Coach - L.W. St. John

S23 Case* -----L, 4-11
O7 Mt. Union -----W, 17-0
O11 Baldwin-Wallace -----W, 56-0
O14 Scio -----W, 29-0
O21 Oberlin* -----W, 10-5
O28 Ohio Wesleyan* -----W, 18-11
N4 Otterbein -----W, 5-0
N11 Reserve* -----L, 0-19
N18 Allegheny -----W, 38-16
N25 Ohio State* -----L, 0-15

1906 (5-1-2, 2-1-2 OAC)

Coach - Ernest Skeel

O6 Denison -----W, 15-0
O13 Case* -----T, 0-0
O20 Reserve* -----T, 0-0
O27 Ohio Wesleyan* -----W, 2-0
N3 Hiram -----W, 95-0
N10 Oberlin* -----W, 13-0
N17 Heidelberg -----W, 23-0
N24 Ohio State* -----L, 0-12

1907 (2-5-1, 1-4-1 OAC)

Coach - Ernest Skeel

Baldwin-Wallace -----W, 28-5
Reserve* -----L, 0-29
Ohio Wesleyan* -----W, 12-5
Ohio State* -----T, 6-6
Kenyon* -----L, 0-5
Case* -----L, 0-11
Oberlin* -----L, 10-28
Pittsburgh -----L, 0-50

1908 (3-5, 1-5 OAC)

Coach - Frank Longman

Buchtel -----W, 16-0
Ohio State* -----W, 8-0
Reserve* -----L, 4-16
Ohio Wesleyan* -----L, 6-22
Case* -----L, 0-47
Carnegie Tech -----W, 13-6
Kenyon* -----L, 5-18
Denison* -----L, 0-24

1909 (1-6, 1-5 OAC)

Coach - W.E. Johnston

Mt. Union -----L, 11-12
Ohio State* -----L, 0-74
Heidelberg* -----W, 29-0
Case* -----L, 5-21
Ohio Wesleyan* -----L, 0-17
Denison* -----L, 6-23
Kenyon* -----L, 0-5

1910 (1-6-1, 1-4-1 OAC)

Coach - W.E. Johnston

Reserve* -----L, 0-15
Buchtel -----L, 0-31
Oberlin* -----L, 0-20
Case* -----L, 0-15
Kenyon* -----W, 21-0
Mt. Union -----L, 0-11
Denison* -----T, 0-0
Ohio Wesleyan* -----L, 0-29

1911 (0-6, 0-3 OAC)

Coach - H.B. Lloyd

O7 Denison* -----L, 5-6
O14 HEIDELBERG -----L, 0-6
O28 Hiram -----L, 0-6
N4 Mt. Union -----L, 0-29
N11 OBERLIN* -----L, 0-20
N25 at Case* -----L, 0-6

1912 (1-4-1, 1-4-1 OAC)

Coach - H.B. Lloyd

Case* -----L, 0-12
Denison* -----T, 3-3
Oberlin* -----L, 6-27
Ohio Wesleyan* -----L, 7-20
Wittenberg* -----W, 12-0
Kenyon* -----L, 7-23

1913 (2-3-2, 1-3-1 OAC)

Coach - C.C. Childs

Ohio Wesleyan* -----L, 0-6
Case* -----L, 7-21
Mt. Union -----T, 0-0
Heidelberg -----W, 9-7
Kenyon* -----T, 7-7
Wittenberg* -----W, 12-0
Ohio University* -----L, 6-7

1914 (2-6, 2-5 OAC)

Coach - A. Cunningham

Akron -----L, 0-13
Oberlin* -----L, 6-22
Case* -----L, 0-38
Kenyon* -----W, 13-0
Ohio University* -----L, 6-31
Ohio Wesleyan* -----L, 6-54
Wittenberg* -----W, 13-10
Mt. Union* -----L, 3-70

1915 (3-3-2, 3-1-2 OAC)

Coach - L.C. Boles

Heidelberg -----L, 6-13
Oberlin* -----L, 0-49
Otterbein -----L, 0-6
Wittenberg* -----T, 12-12
Akron* -----W, 21-7
Kenyon* -----W, 12-7
Case* -----T, 0-0
Ohio Wesleyan* -----W, 21-7

1916 (6-2, 5-2 OAC)

Coach - L.C. Boles

Kenyon* -----W, 10-0
Akron* -----W, 29-7
Miami (Ohio)* -----L, 6-10
Wittenberg* -----W, 35-0
Case* -----L, 0-27
Cincinnati* -----W, 20-0
Ohio University* -----W, 9-0
Muskingum -----W, 47-0

1917 (6-0-3, 4-0-3 OAC)

Coach - L.C. Boles

Kenyon* -----T, 0-0
Reserve* -----T, 0-0
Ohio University* -----W, 20-0
Akron* -----W, 7-6
Baldwin-Wallace -----W, 37-0
Case* -----W, 27-0
Miami (Ohio)* -----T, 0-0
Otterbein -----W, 19-0
Mt. Union* -----W, 9-0

1918 (6-1, 5-1 OAC)

Coach - L.C. Boles

Heidelberg -----W, 7-0
Ohio Northern* -----W, 40-0
Case* -----L, 6-7
Kenyon* -----W, 9-0
Akron* -----W, 26-0
Baldwin-Wallace* -----W, 13-6
Mt. Union* -----W, 13-6

1919 (8-0, 7-0 OAC)

Coach - L.C. Boles

OAC Champions

Hiram -----W, 47-0
Baldwin-Wallace* -----W, 57-0
Reserve* -----W, 13-7
Case* -----W, 26-0
Kenyon* -----W, 25-0
Akron* -----W, 19-0
Mt. Union* -----W, 35-0
Ohio Northern* -----W, 13-0

1920 (9-0, 8-0 OAC)

Coach - L.C. Boles

OAC Champions

S25 Baldwin-Wallace* -----W, 21-0
O2 Toledo -----W, 36-0
O9 Hiram* -----W, 20-0
O16 Reserve* -----W, 19-0
O23 Oberlin* -----W, 19-0
O30 Case* -----W, 19-0
N6 Kenyon* -----W, 21-0
N13 Akron* -----W, 14-0
N25 Mt. Union* -----W, 7-3

1921 (6-2, 6-2 OAC)

Coach - L.C. Boles

Hiram* -----W, 14-0
Denison* -----W, 31-0
Kenyon* -----L, 0-3
at Case* -----W, 17-3
Reserve* -----W, 7-0
at Oberlin* -----L, 6-14
AKRON* -----W, 13-0
Mt. Union* -----W, 6-0



Wooster's coaching staff reviews game film in the Scot locker room in 1950.

GAME-BY-GAME RESULTS

1922 (8-1, 7-1 OAC)

Coach - L.C. Boles

S30 ASHLAND	W, 7-0
O7 at Akron*	W, 14-0
at Case*	W, 27-0
Otterbein*	W, 46-14
RESERVE*	W, 39-6
at Denison*	L, 0-10
Kenyon*	W, 53-0
Mt. Union*	W, 19-3
Muskingum*	W, 43-0

1923 (9-0, 8-0 OAC)

Coach - L.C. Boles

OAC Champions

S29 Ashland	W, 7-0
O6 Otterbein*	W, 21-0
O13 Miami (Ohio)*	W, 13-0
O20 Case*	W, 31-6
O27 Cincinnati*	W, 20-7
N3 Reserve*	W, 16-9
N10 Akron*	W, 8-0
N24 Denison*	W, 32-0
N29 Mt. Union*	W, 45-7

1924 (6-2-2, 5-2-1 OAC)

Coach - L.C. Boles

S27 ASHLAND	W, 17-0
O4 at Otterbein*	W, 28-0
O11 AKRON*	L, 6-7
O18 Miami (Ohio)*	W, 20-6
Western Reserve*	W, 14-0
N1 at Ohio State	T, 7-7
N8 at Case*	L, 3-7
N15 CINCINNATI*	W, 32-0
N22 at Denison*	W, 3-0
N27 at Mt. Union*	T, 0-0

1925 (6-2, 5-1 OAC)

Coach - L.C. Boles

S26 ASHLAND	W, 17-0
O3 at Case*	W, 11-0
O10 OBERLIN*	L, 0-13
O17 Reserve*	W, 7-6
O24 at Mt. Union*	W, 7-0
O31 at Ohio State	L, 0-17
N14 Akron*	W, 20-0
N21 DENISON*	W, 13-7

1926 (6-2, 5-2 OAC)

Coach - Art Murray

O2 ASHLAND	W, 13-0
O9 at Case*	W, 7-0
O16 OHIO WESLEYAN*	W, 23-7
O23 RESERVE*	W, 13-3
N6 at Denison*	W, 9-0
N13 AKRON*	W, 41-13
N20 at Oberlin*	L, 0-6
N25 at Mt. Union*	L, 0-9

1927 (6-2, 5-2 OAC)

Coach - L.C. Boles

O1 ASHLAND	W, 28-0
O8 Mt. Union*	W, 18-0
O15 at Heidelberg*	W, 6-0
O22 CASE*	W, 33-0
O29 at Ohio Wesleyan*	L, 9-14
N5 at Reserve*	W, 9-6
N12 Oberlin*	L, 0-7
N19 at Akron*	W, 13-6

1928 (2-4-2, 1-3-2 OAC)

Coach - L.C. Boles

S29 ASHLAND	L, 13-20
O6 HIRAM*	W, 26-0
O13 at Oberlin*	T, 0-0
O20 at Mt. Union*	L, 13-26
O27 RESERVE*	L, 2-19
N3 OHIO WESLEYAN	L, 6-45
N10 at Akron*	W, 21-7
N17 CASE*	T, 0-0

1929 (5-2-1, 5-2-1 OAC)

Coach - L.C. Boles

S28 OTTERBEIN*	W, 19-0
O5 at Hiram*	W, 33-0
O12 at Akron*	L, 7-12
O19 MT. UNION*	T, 6-6
O26 at Ohio Northern*	W, 32-7
N2 OBERLIN*	W, 27-0
N9 CASE*	W, 46-6
N16 at Muskingum*	L, 19-21

1930 (5-3-1, 4-1-1 OAC)

Coach - L.C. Boles

S27 WEST LIBERTY	W, 13-0
O4 ASHLAND	L, 0-6
O11 BALDWIN-WALLACE*	W, 33-0
O18 AKRON*	L, 6-13
O23 at Oberlin*	W, 14-12
N1 at Case*	W, 14-6
N8 Muskingum*	T, 6-6
N15 at Mt. Union*	W, 14-0
N22 at Denison	L, 0-12

1931 (4-5, 3-3 OAC)

Coach - L.C. Boles

S26 BLUFFTON	W, 12-0
O3 ASHLAND*	W, 21-0
O10 Akron*	W, 25-7
O17 OBERLIN*	L, 13-14
O24 at Case*	L, 6-7
O31 MT. UNION*	L, 0-18
N7 Muskingum*	L, 0-19
N14 DENISON	W, 12-6
N21 at Navy	L, 6-19

1932 (5-1-2, 4-1-2 OAC)

Coach - L.C. Boles

O1 at Ashland*	W, 12-0
O8 HEIDELBERG*	W, 6-0
O15 AKRON*	T, 0-0
O22 CASE*	L, 0-13
O29 at Oberlin*	W, 6-0
N5 Muskingum*	T, 0-0
N12 at Mt. Union*	W, 12-7
N19 at Denison	W, 7-6

1933 (7-1-1, 7-1 OAC)

Coach - L.C. Boles

S30 Hiram*	W, 26-6
O7 Ashland*	W, 7-0
O14 Oberlin*	W, 6-0
O21 at Akron*	W, 6-0
O28 Muskingum*	L, 6-9
N4 Case*	W, 7-6
N11 Mt. Union*	W, 51-0
N18 Denison	T, 0-0
N25 Heidelberg*	W, 19-0

1934 (8-1, 8-0 OAC)

Coach - L.C. Boles

OAC Champions

S21 HIRAM*	W, 45-0
O6 at Wash. & Jefferson	L, 0-20
O13 at Case*	W, 20-7
O20 AKRON*	W, 6-0
O27 at Oberlin*	W, 25-0
N3 MUSKINGUM*	W, 22-14
N10 at Mt. Union*	W, 25-7
N17 ASHLAND*	W, 54-7
N24 HEIDELBERG*	W, 34-0

1935 (3-4-2, 2-3-1 OAC)

Coach - L.C. Boles

S28 at Hiram	W, 41-0
O5 WITTENBERG*	W, 7-6
O12 CASE*	L, 6-12
O19 at Akron*	W, 7-0
O26 MT. UNION*	T, 7-7
N2 at Muskingum*	L, 0-14
N9 OBERLIN*	T, 0-0
N16 at Washington & Jefferson	L, 0-26
N23 BALDWIN-WALLACE*	L, 0-57

1936 (3-6, 3-4 OAC)

Coach - L.C. Boles

S26 at Ashland*	W, 33-0
O3 WITTENBERG*	L, 7-12
O10 CASE*	L, 0-13
O17 at Akron	L, 0-14
O24 MT. UNION*	L, 0-12
O31 at Otterbein*	W, 34-0
N7 MUSKINGUM*	L, 6-7
N14 WASH. & JEFFERSON	L, 6-33
N21 at Oberlin*	W, 26-0

1937 (6-2, 5-2 OAC)

Coach - L.C. Boles

O1 at John Carroll*	L, 13-20
O9 CASE*	L, 7-12
O16 KENT STATE*	W, 15-6
O23 MT. UNION*	W, 7-0
O30 at Muskingum*	W, 13-6
N6 OBERLIN*	W, 32-7
N13 at Denison*	W, 12-6
N20 WASH. & JEFFERSON	W, 20-0

1938 (5-0-3, 5-0-2 OAC)

Coach - L.C. Boles

O1 ASHLAND*	W, 39-0
O8 DENISON*	W, 10-0
O15 at Case*	T, 0-0
O22 at Mt. Union*	W, 7-6
O29 MUSKINGUM*	T, 0-0
N5 at Oberlin*	W, 14-12
N12 HEIDELBERG*	W, 38-14
N19 at Washington & Jefferson	T, 0-0

1939 (2-6, 2-4 OAC)

Coach - L.C. Boles

S30 OHIO NORTHERN*	L, 0-6
O7 at Rutgers	L, 0-20
O14 at Washington & Jefferson	L, 0-7
O21 MT. UNION*	W, 20-0
O28 at Muskingum*	L, 7-20
N4 OBERLIN*	W, 19-14
N11 CASE*	L, 6-15
N18 at Denison*	L, 6-40

1940 (4-3-1, 3-2-1 OAC)

Coach - John Swigart

S28 MANCHESTER	W, 13-6
O5 at Gettysburg	L, 0-6
O12 at Case*	L, 0-7
O19 at Mt. Union*	W, 24-0
O26 MUSKINGUM*	W, 14-3
N2 DENISON*	T, 7-7
N9 BOWLING GREEN*	L, 14-26
N16 at Oberlin*	W, 14-0

1941 (5-1-1, 5-1-1 OAC)

Coach - John Swigart

S27 at Bowling Green*	T, 14-14
O11 at Denison*	W, 10-2
O18 CASE*	L, 0-40
O25 at Muskingum*	W, 20-12
N1 MT. UNION*	W, 17-0
N8 OBERLIN*	W, 9-6
N15 WITTENBERG*	W, 39-0

1942 (6-3, 5-3 OAC)

Coach - John Swigart

S26 JOHN CARROLL*	L, 0-6
O3 at Wittenberg*	W, 7-0
O10 HEIDELBERG*	W, 13-6
O17 at Case*	L, 0-15
O24 MUSKINGUM*	W, 27-6
O31 at Mt. Union*	W, 13-0
N7 DENISON*	W, 26-0
N14 at Oberlin*	L, 7-21
N21 WRIGHT-PATTERSON	W, 24-13

1943 (2-5, OAC inactive due to WWII)

Coach - John Swigart

S25 at Ohio Wesleyan	W, 22-14
O2 at Baldwin-Wallace	L, 7-25
O9 vs. Miami (Ohio)	L, 6-20
O16 CASE	L, 0-7
O23 OBERLIN	L, 0-46
O30 WRIGHT-PATTERSON	W, 21-3
N6 OHIO WESLEYAN	L, 13-21

1944 (1-3-1, OAC inactive due to WWII)

Coach - John Swigart

S23 at Case	L, 0-19
O7 at Wabash	L, 0-27
O20 WESTERN MICHIGAN	L, 0-27
O28 BALDWIN-WALLACE	T, 20-20
N4 OBERLIN	W, 27-20

1945 (0-6, 0-4 OAC)

Coach - John Swigart

S29 CASE*	L, 6-32
O6 WABASH	L, 19-35
O13 at Denison*	L, 6-13
O20 CAPITAL*	L, 0-28
O26 at Baldwin-Wallace*	L, 6-57
N10 at Western Michigan	L, 0-66

1946 (2-4-2, 2-4-2 OAC)

Coach - John Swigart

O5 FINDLAY*	L, 6-27
O12 at Capital*	W, 7-6
O19 DENISON*	W, 21-0
O26 at Muskingum*	T, 12-12
N2 MT. UNION*	L, 5-7
N9 at Akron*	L, 20-26
N16 HEIDELBERG*	T, 14-14
N23 at Oberlin*	L, 0-23

1947 (4-5, 4-4 OAC)

Coach - John Swigart

S24 at John Carroll	L, 0-39
O3 at Findlay*	L, 6-19
O11 KENT STATE*	W, 13-6
O18 at Denison*	L, 0-28
O25 MUSKINGUM*	W, 16-13
N1 OBERLIN*	W, 20-7
N8 AKRON*	W, 21-6
N14 at Heidelberg*	L, 0-9
N22 at Mt. Union*	L, 14-26

1948 (3-6-1, 2-5-1 OAC)

Coach - John Swigart

S25 at West Virginia	L, 6-34
O2 at Kent State*	L, 0-39
O9 HIRAM	W, 26-7
O16 DENISON*	L, 0-27
O23 at Muskingum*	T, 7-7
O30 at Akron*	L, 6-20
N6 HEIDELBERG*	L, 6-7
N13 WITTENBERG*	W, 31-7
N20 at Oberlin*	W, 19-13
N27 MT. UNION*	L, 6-21

1949 (5-3-1, 4-3-1 OAC)

Coach - Phil Shipe

O1 at Kalamazoo	W, 26-20
O8 KENYON*	W, 40-7
O15 at Denison*	W, 21-20
O22 MUSKINGUM*	L, 7-40
O29 AKRON*	T, 13-13
N5 at Heidelberg*	L, 0-59
N12 at Wittenberg*	W, 27-21
N19 OBERLIN*	W, 21-20
N24 MT. UNION*	L, 7-34

GAME-BY-GAME RESULTS

1950 (1-6-1, 0-5 OAC)

Coach - Phil Shipe

S30 KALAMAZOO	L, 32-48
O7 at Kenyon	T, 13-13
O14 DENISON*	L, 0-46
O21 at Muskingum*	L, 7-49
O28 at Akron*	L, 7-34
N4 ALLEGHENY	W, 20-13
N11 MT. UNION*	L, 13-73
N18 at Oberlin*	L, 2-58

1951 (6-3, 3-3 OAC)

Coach - Phil Shipe

S22 at Hiram	W, 13-9
S29 OHIO NORTHERN*	W, 25-13
O6 KENYON	W, 18-13
O13 at Denison*	L, 6-38
O20 MUSKINGUM*	L, 8-31
O27 AKRON*	W, 7-6
N3 at Allegheny	W, 20-6
N10 at Mt. Union*	L, 21-33
N17 OBERLIN*	W, 47-14

1952 (7-1-1, 4-1-1 OAC)

Coach - Phil Shipe

S20 HIRAM	W, 28-14
S27 at Ohio Northern*	W, 26-13
O4 Kenyon*	W, 35-19
O11 DENISON*	W, 28-14
O18 at Muskingum*	L, 13-26
O25 at Akron*	T, 14-14
N1 ALLEGHENY	W, 52-13
N8 ASHLAND	W, 41-0
N15 at Oberlin*	W, 39-7

1953 (5-3, 3-3 OAC)

Coach - Phil Shipe

O3 KENYON*	W, 36-13
O10 at Denison*	L, 16-26
O17 MUSKINGUM*	L, 7-14
O24 AKRON*	L, 18-20
O31 at Allegheny	W, 35-7
N7 at Ashland	W, 33-13
N14 at Hiram*	W, 54-7
N21 OBERLIN*	W, 34-3

1954 (6-3, 4-3 OAC)

Coach - Phil Shipe

S25 ALLEGHENY	W, 31-0
O2 at Kenyon*	W, 7-0
O9 DENISON*	L, 0-14
O16 at Dickinson	W, 33-12
O23 at Muskingum*	L, 7-41
O30 at Akron*	W, 28-27
N6 MT. UNION*	L, 26-34
N13 HIRAM*	W, 55-12
N20 at Oberlin*	W, 26-12

1955 (7-2, 5-2 OAC)

Coach - Phil Shipe

S24 at Allegheny	W, 41-13
O1 KENYON*	W, 27-0
O8 at Waynesburg	W, 27-12
O15 at Denison*	W, 21-19
O22 MUSKINGUM*	L, 14-35
O29 AKRON*	L, 6-53
N5 at Mt. Union*	W, 27-13
N12 at Hiram*	W, 35-12
N19 OBERLIN*	W, 47-6

1956 (5-3-1, 4-3-1 OAC)

Coach - Phil Shipe

S22 at Ashland	W, 13-8
S29 at Kenyon*	L, 12-13
O6 OHIO WESLEYAN*	W, 35-25
O13 DENISON*	W, 19-7
O20 at Muskingum*	L, 13-28
O27 AKRON*	W, 20-17
N3 at Wittenberg*	L, 19-25
N10 CAPITAL*	T, 14-14
N17 at Oberlin*	W, 59-0

1957 (3-6, 2-6 OAC)

Coach - Phil Shipe

S21 ASHLAND	W, 34-0
S28 KENYON*	W, 25-7
O5 at Ohio Wesleyan*	L, 14-16
O12 at Denison*	L, 13-20
O19 MUSKINGUM*	L, 0-16
O26 AKRON*	L, 7-27
N2 at Wittenberg*	L, 13-19
N9 at Capital*	L, 7-14
N16 OBERLIN*	W, 35-6

1958 (6-3, 3-3 OAC)

Coach - Phil Shipe

S19 ASHLAND	W, 19-0
S26 at Kenyon*	W, 33-0
S30 at Ball State	L, 6-14
O10 DENISON*	W, 27-8
O17 at Akron*	L, 20-28
O24 ALBION	W, 38-14
O31 at Muskingum*	L, 0-34
N8 MT. UNION*	W, 33-6
N14 at Oberlin*	W, 28-0

1959 (7-1-1, 5-1 OAC)

Coach - Phil Shipe

OAC Co-Champions

S19 at Ashland	T, 6-6
S26 KENYON*	W, 37-12
O3 at Mt. Union*	W, 15-6
O10 at Denison*	W, 22-15
O17 AKRON*	W, 15-14
O24 at St. Lawrence	W, 41-20
O31 at Albion	W, 15-8
N7 MUSKINGUM*	L, 8-22
N14 OBERLIN*	W, 38-14

1960 (6-3, 5-3 OAC)

Coach - Phil Shipe

S24 ASHLAND	W, 44-14
O1 at Kenyon*	W, 35-0
O8 Mt. UNION*	W, 28-12
O15 DENISON*	W, 41-12
O22 at Akron*	L, 20-21
O29 CAPITAL*	W, 36-0
N5 at Ohio Wesleyan*	L, 3-11
N12 at Muskingum*	L, 6-35
N19 at Oberlin*	W, 35-9

1961 (6-3, 5-3 OAC)

Coach - Phil Shipe

S23 at Ashland	W, 28-6
S30 KENYON*	W, 41-0
O7 at Mt. Union*	W, 16-6
O14 at Denison*	W, 3-0
O21 AKRON*	L, 8-31
O28 at Capital*	L, 8-10
N4 OHIO WESLEYAN*	W, 22-9
N11 MUSKINGUM*	L, 0-6
N18 at Oberlin*	W, 22-7

1962 (4-4-1, 3-4 OAC)

Coach - Phil Shipe

S22 ASHLAND	T, 0-0
S29 at Kenyon*	L, 6-27
O6 MT. UNION*	W, 27-13
O13 DENISON*	L, 7-9
O20 at Akron*	L, 0-42
O27 at Muskingum*	L, 0-28
N3 HOBART	W, 49-15
N10 MARIETTA*	W, 52-0
N17 at Oberlin*	W, 21-13

1963 (1-8, 1-6 OAC)

Coach - Phil Shipe

S21 at Ashland	L, 0-13
S28 KENYON*	W, 22-5
O5 at Mt. Union*	L, 7-10
O12 at Denison*	L, 0-6
O19 AKRON*	L, 14-35
O26 MUSKINGUM*	L, 0-28
N2 at Hobart	L, 0-14
N9 at Marietta*	L, 10-14
N16 OBERLIN*	L, 13-14

1964 (5-4, 3-4 OAC)

Coach - Phil Shipe

S19 ASHLAND	W, 7-0
S26 at Carnegie Tech	W, 27-0
O3 MT. UNION*	W, 21-15
O10 DENISON*	L, 0-7
O17 at Akron*	L, 14-21
O24 at Muskingum*	L, 0-25
O31 HIRAM*	W, 14-7
N7 CAPITAL*	L, 3-43
N14 at Oberlin*	W, 20-0

1965 (4-5, 3-4 OAC)

Coach - Phil Shipe

S18 at Ashland	L, 13-31
S25 CARNEGIE TECH	W, 21-15
O2 at Mt. Union*	L, 26-35
O9 DENISON*	L, 6-20
O16 AKRON*	L, 8-21
O23 MUSKINGUM*	L, 0-3
O30 at Hiram*	W, 47-12
N6 at Capital*	W, 25-21
N13 OBERLIN*	W, 36-9

1966 (1-8, 1-6 OAC)

Coach - Jack Langyel

S17 ASHLAND	L, 10-31
S24 at Carnegie Tech	L, 6-18
O1 MT. UNION*	L, 7-20
O8 DENISON*	L, 7-28
O15 AKRON*	L, 0-26
O22 at Muskingum*	L, 0-32
O29 HIRAM*	W, 56-22
N5 CAPITAL*	L, 6-16
N12 at Oberlin*	L, 13-14

1967 (6-3, 5-1 OAC)

Coach - Jack Langyel

S16 at Ashland	L, 6-23
S23 CARNEGIE-MELLON	W, 21-18
S30 at Mt. Union*	W, 21-6
O7 at Denison*	W, 10-8
O14 DEFIANCE	L, 7-9
O21 KENYON*	W, 52-0
O28 at Hiram*	W, 33-11
N4 at Capital*	L, 0-17
N11 OBERLIN*	W, 56-0

1968 (6-3, 5-2 OAC)

Coach - Jack Langyel

S21 ASHLAND	L, 13-25
S28 at Swarthmore	W, 37-0
O5 MT. UNION*	L, 3-10
O12 at Ohio Wesleyan*	L, 7-43
O19 DENISON*	W, 28-0
O26 at Kenyon*	W, 28-16
N2 at Hiram*	W, 40-17
N9 CAPITAL*	W, 24-20
N16 at Oberlin*	W, 23-21

1969 (3-6, 3-4 OAC)

Coach - Jack Langyel

S27 ALBION	L, 9-13
O4 at Mt. Union*	W, 10-7
O11 OHIO WESLEYAN*	L, 0-21
O18 at Denison*	L, 7-21
O25 KENYON*	L, 3-10
N1 HIRAM*	W, 28-0
N8 at Wittenberg*	L, 13-14
N15 at Oberlin*	W, 42-13
N22 ASHLAND	L, 3-19

1970 (8-1, 6-1 OAC)

Coach - Jack Langyel

S26 ALBION	W, 13-0
O3 at Mt. Union*	W, 26-22
O10 OHIO WESLEYAN*	W, 14-13
O17 DENISON*	W, 25-0
O24 KENYON*	W, 10-7
O31 HIRAM*	W, 21-7
N7 #WITTENBERG*	L, 0-35
N14 at Oberlin*	W, 9-6
N21 at Ashland	L, 0-35
#Wittenberg forfeited due to an ineligible player	

1971 (6-2, 3-2 OAC)

Coach - Pat O'Brien

S25 ALBION	W, 27-7
O2 MT. UNION*	L, 14-24
O9 OHIO WESLEYAN*	L, 0-16
O16 at Denison*	W, 16-14
O23 KENYON*	W, 13-12
O30 at Hiram	W, 17-10
N6 at Centre	W, 27-17
N13 OBERLIN*	W, 35-0



Tom Dingle (No. 20) is one of two Scots to have rushed for six touchdowns in a game.

GAME-BY-GAME RESULTS

1972 (2-6, 1-4 OAC Red Division) Coach - Pat O'Brien

S23 #at Albion -----W, 23-0
S30 #at Kenyon -----L, 9-16
O7 JOHN CARROLL -----W, 20-14
O14 MT. UNION* -----W, 28-21
O21 at Wittenberg* -----L, 0-24
O28 HEIDELBERG* -----L, 21-31
N4 at Capital* -----L, 14-30
N11 BALDWIN-WALLACE* -----L, 13-14
#Wooster forfeited first two games due to an ineligible player.

1973 (5-3, 3-2 OAC Red Division) Coach - Pat O'Brien

S22 OHIO NORTHERN -----W, 23-6
S29 KENYON -----L, 6-16
O5 at John Carroll -----W, 14-7
O13 at Mt. Union* -----W, 35-24
O20 WITTENBERG* -----L, 0-38
O27 at Heidelberg* -----W, 21-19
N3 CAPITAL* -----W, 27-13
N10 at Baldwin-Wallace* -----L, 20-43

1974 (2-6, 0-5 OAC Red Division) Coach - Pat O'Brien

S21 MT. UNION -----L, 7-27
S28 at Kenyon -----W, 21-14
O5 HIRAM -----W, 16-7
O12 at Heidelberg* -----L, 7-27
O19 at Marietta* -----L, 13-21
O26 OTTERBEIN* -----L, 12-35
N2 MUSKINGUM* -----L, 3-21
N9 at Baldwin-Wallace* -----L, 6-35

1975 (1-8, 0-5 OAC Red Division) Coach - Don Hunsinger

S13 at DePauw -----L, 8-28
S20 at Mt. Union -----L, 7-28
S27 KENYON -----W, 9-7
O4 at Hiram -----L, 14-30
O11 HEIDELBERG* -----L, 0-14
O19 at Marietta* -----L, 14-27
O26 OTTERBEIN* -----L, 7-22
N2 MUSKINGUM* -----L, 14-27
N8 at Baldwin-Wallace* -----L, 7-40

1976 (4-5, 1-4 OAC Red Division) Coach - Don Hunsinger

S18 at Canisius -----W, 15-14
S25 at Kenyon -----W, 21-7
O2 HIRAM -----W, 9-6
O9 at Mt. Union -----L, 3-7
O16 at Muskingum* -----L, 0-24
O23 WITTENBERG* -----L, 0-33
O30 at Heidelberg* -----W, 13-7
N6 OHIO NORTHERN* -----L, 6-9
N13 at Capital* -----L, 0-21

1977 (6-3, 3-2 OAC Red Division) Coach - Tom Hollman

S17 DePAUW -----W, 31-0
S24 KENYON -----W, 7-6
O1 at Hiram -----W, 40-3
O8 at Mt. Union -----L, 8-35
O15 MUSKINGUM* -----L, 18-28
O22 WITTENBERG* -----L, 16-28
O29 HEIDELBERG* -----W, 24-7
N5 at Ohio Northern* -----W, 29-9
N12 CAPITAL* -----W, 20-13

1978 (6-3, 3-2 OAC Blue Division) Coach - Tom Hollman

S16 ADRIAN -----W, 21-7
S23 at Kenyon -----W, 28-10
S30 OBERLIN -----W, 56-0
O7 OTTERBEIN* -----W, 24-8
O14 MARIETTA* -----W, 24-0
O21 at Wittenberg* -----L, 14-28
O28 at Capital* -----L, 0-7
N4 MUSKINGUM* -----W, 21-10
N11 at Ohio Northern -----L, 7-10

1979 (6-3, 3-2 OAC Blue Division) Coach - Tom Hollman

S15 at Adrian -----W, 13-7
S22 KENYON -----W, 3-0
S29 at Oberlin -----W, 41-0
O6 at Otterbein* -----L, 7-14
O13 at Marietta -----*W, 14-6
O20 WITTENBERG* -----L, 6-35
O27 CAPITAL* -----W, 16-12
N3 at Muskingum* -----W, 30-6
N10 MT. UNION -----L, 14-24

1980 (6-2-1, 3-2-1 OAC Blue Division) Coach - Tom Hollman

S13 OBERLIN -----W, 55-0
S20 at Mt. Union -----W, 20-0
S27 OHIO WESLEYAN* -----W, 45-0
O4 at Otterbein -----W, 28-6
O11 at Denison* -----T, 14-14
O18 WITTENBERG* -----L, 7-9
O25 at Capital* -----L, 0-13
N1 OHIO NORTHERN* -----W, 10-0
N8 at Muskingum* -----W, 31-21

1981 (4-5, 3-3 OAC Blue Division) Coach - Jim Kapp

S12 at Oberlin -----W, 21-3
S19 MT. UNION -----L, 6-9
S26 at Ohio Wesleyan* -----W, 20-14
O3 OTTERBEIN -----L, 13-14
O10 DENISON* -----W, 24-18
O17 at Wittenberg* -----L, 0-23
O24 CAPITAL* -----L, 6-14
O31 at Ohio Northern* -----L, 0-7
N7 MUSKINGUM* -----W, 21-7

1982 (1-8, 1-4 OAC Red Division) Coach - Jim Kapp

S11 at Albion -----L, 15-28
S18 ADRIAN -----L, 13-33
S25 KENYON -----L, 8-16
O2 at Ohio Wesleyan -----L, 7-32
O9 CAPITAL* -----L, 18-28
O16 at Heidelberg* -----L, 0-21
O23 MT. UNION* -----L, 3-6
O30 MUSKINGUM* -----W, 20-10
N6 at Baldwin-Wallace* -----L, 3-17

1983 (3-6, 2-3 OAC Red Division) Coach - Jim Kapp

S10 ALBION -----L, 3-13
S17 at Adrian -----L, 7-34
S24 at Kenyon -----L, 10-16
O1 at Ohio Wesleyan -----W, 17-15
O8 at Capital -----*L, 0-28
O15 HEIDELBERG -----*W, 34-0
O22 at Mt. Union* -----W, 28-9
O29 at Muskingum* -----L, 22-26
N5 at Baldwin-Wallace* -----L, 16-35

1984 (0-9, 0-6 NCAC) Coach - Jim Kapp

S8 DENISON* -----L, 11-13
S15 at John Carroll -----L, 0-20
S22 CASE WEST. RESERVE* L, 14-21
S29 KENYON* -----L, 14-33
O6 at Wabash -----L, 9-33
O20 at Allegheny* -----L, 29-30
O27 OBERLIN* -----L, 14-15
N3 MARIETTA -----L, 12-15
N10 at Ohio Wesleyan* -----L, 7-23

1985 (3-6, 2-4 NCAC) Coach - Bob Tucker

S14 JOHN CARROLL -----W, 17-7
S21 at Case West. Reserve* -----L, 0-37
S28 at Kenyon* -----L, 0-9
O5 WABASH -----L, 0-27
O12 at Denison* -----L, 21-63
O19 ALLEGHENY* -----W, 24-21
O26 OHIO WESLEYAN* -----W, 18-3
N2 at Oberlin* -----L, 13-19
N9 at Washington & Jefferson L, 6-40

1986 (4-5, 3-3 NCAC) Coach - Bob Tucker

S13 MT. UNION -----L, 7-38
S20 KENYON* -----W, 17-15
S27 at Ohio Wesleyan* -----W, 16-6
O4 ALLEGHENY* -----L, 7-16
O11 at John Carroll -----W, 15-14
O18 DENISON* -----L, 0-7
O25 at Case West. Reserve* -----L, 0-17
N1 ROCHESTER -----L, 3-16
N8 at Oberlin* -----W, 8-3

1987 (5-4, 3-4 NCAC) Coach - Bob Tucker

S12 at Mt. Union -----W, 17-15
S19 at Kenyon* -----W, 16-9
S26 OHIO WESLEYAN* -----W, 7-3
O3 ALLEGHENY* -----L, 3-6
O10 at John Carroll -----W, 14-13
O17 DENISON* -----L, 20-21
O24 at Case West. Reserve* -----L, 13-20
O31 ROCHESTER -----L, 7-16
N7 at Oberlin* -----W, 14-8

1988 (1-9, 1-5 NCAC) Coach - Bob Tucker

S10 at Albion -----L, 15-21
S17 ALMA -----L, 22-25
S24 at Grove City -----L, 14-19
O1 ALLEGHENY* -----L, 10-24
O8 DENISON* -----L, 21-34
O15 at Case West. Reserve* -----L, 27-38
O22 at Oberlin* -----W, 26-6
O29 KENYON* -----L, 14-17
N5 HIRAM -----L, 6-10
N12 at Ohio Wesleyan* -----L, 20-22

1989 (4-6, 3-3 NCAC) Coach - Bob Tucker

S9 ALBION -----L, 7-14
S16 at Alma -----L, 14-25
S23 GROVE CITY -----W, 14-7
S30 at Oberlin* -----W, 30-6
O7 at Denison* -----L, 0-27
O14 CASE WEST. RESERVE* W, 35-14
O21 WITTENBERG* -----L, 14-17
O28 at Kenyon* -----L, 7-30
N4 at Hiram -----L, 15-20
N11 OHIO WESLEYAN* -----W, 28-19

1990 (3-7, 3-4 NCAC) Coach - Bob Tucker

S8 MT. UNION -----L, 0-48
S15 WITTENBERG* -----L, 8-31
S22 at Ohio Wesleyan* -----L, 0-41
S29 at Case West. Reserve* -----W, 22-15
O6 ALLEGHENY* -----L, 14-38
O13 at Oberlin* -----W, 40-14
O20 at Carnegie Mellon -----L, 22-47
O27 KENYON* -----L, 24-27
N3 at Earlham* -----W, 44-29
N10 DENISON* -----L, 12-24

1991 (3-7, 3-4 NCAC) Coach - Bob Tucker

S14 at Mt. Union -----L, 8-24
S21 at Wittenberg* -----L, 6-39
S28 OHIO WESLEYAN* -----L, 0-58
O5 CASE WEST. RESERVE* W, 23-20
O12 at Allegheny* -----L, 6-34
O19 OBERLIN* -----W, 27-12
O26 CARNEGIE MELLON -----L, 14-55
N2 at Kenyon* -----L, 6-23
N9 EARLHAM* -----W, 54-20
N16 at Denison* -----L, 20-21

1992 (3-6-1, 2-4-1 NCAC) Coach - Bob Tucker

S12 KALAMAZOO -----L, 17-27
S19 ALLEGHENY* -----L, 7-56
S26 at Wittenberg* -----L, 3-16
O3 KENYON* -----L, 29-35
O10 at Oberlin* -----W, 45-14
O17 DENISON* -----T, 14-14
O24 at Ohio Wesleyan* -----L, 12-41
O31 EARLHAM* -----W, 28-21
N7 at Wilmington -----W, 30-20
N14 at Defiance -----L, 0-62

1993 (2-7, 2-5 NCAC) Coach - Bob Tucker

S11 at Kalamazoo -----L, 10-30
S18 at Allegheny* -----L, 3-44
S25 WITTENBERG* -----L, 6-33
O2 KENYON* -----W, 27-21
O9 OBERLIN* -----W, 31-3
O16 at Denison* -----L, 0-3
O23 OHIO WESLEYAN* -----L, 0-48
O30 at Earlham* -----L, 6-12
N6 WILMINGTON -----L, 19-41

1994 (1-9, 1-7 NCAC) Coach - Bob Tucker

S10 KALAMAZOO -----L, 0-34
S17 at Ohio Wesleyan* -----L, 10-21
S24 OBERLIN* -----W, 24-0
O1 DENISON* -----L, 3-13
O8 WITTENBERG* -----L, 0-66
O15 at Case West. Reserve* -----L, 23-40
O22 EARLHAM* -----L, 12-24
O29 at Allegheny* -----L, 7-62
N5 KENYON* -----L, 0-14
N12 TRINITY -----L, 0-31



Jeff Wise follows his blockers in a 13-12 victory over Kenyon in 1971.

GAME-BY-GAME RESULTS

1995 (5-5, 5-3 NCAC)

Coach - Jim Barnes

S9 at Kalamazoo-----L, 0-32
 S16 OHIO WESLEYAN*-----L, 7-34
 S23 at Oberlin*-----W, 27-0
 S30 DENISON*-----W, 10-7
 O7 at Wittenberg*-----L, 0-56
 O14 CASE WEST. RESERVE*W, 14-13
 O21 at Earlham*-----W, 17-15
 O28 ALLEGHENY*-----L, 12-57
 N4 at Kenyon*-----W, 23-14
 N11 at Trinity-----L, 0-33

1996 (7-3, 6-2 NCAC)

Coach - Jim Barnes

S7 CENTRE-----L, 21-28
 S14 at Grove City-----W, 7-6 (ot)
 S21 at Denison*-----W, 41-12
 S28 CASE WEST. RESERVE*W, 21-7
 O12 at Earlham*-----W, 52-27
 O19 ALLEGHENY*-----L, 3-13
 O26 at Kenyon*-----W, 42-36 (ot)
 N2 OBERLIN*-----W, 31-13
 N9 at Wittenberg*-----L, 13-21
 N16 OHIO WESLEYAN*-----W, 35-7

1997 (9-1, 7-1 NCAC)

Coach - Jim Barnes

NCAC Tri-Champions

S6 at Centre-----W, 31-10
 S13 GROVE CITY-----W, 10-3
 S20 DENISON*-----W, 45-22
 S27 at Case West. Reserve*W, 21-14
 O11 EARLHAM*-----W, 38-0
 O18 at Allegheny*-----L, 27-28
 O25 KENYON*-----W, 47-3
 N1 at Oberlin*-----W, 77-28
 N8 WITTENBERG*-----W, 21-19
 N15 at Ohio Wesleyan*-----W, 28-14

1998 (8-2, 6-2 NCAC)

Coach - Jim Barnes

S5 GROVE CITY-----W, 26-17
 S12 at Kalamazoo-----W, 42-14
 S19 at Earlham*-----W, 48-7
 S26 at Denison*-----W, 16-7
 O10 OBERLIN*-----W, 55-8
 O17 at Kenyon*-----W, 54-7
 O24 ALLEGHENY*-----L, 39-40 (2ot)
 O31 at Wittenberg*-----L, 7-14
 N7 CASE WEST. RESERVE*W, 42-16
 N14 OHIO WESLEYAN*-----W, 20-7

1999 (8-2, 4-2 NCAC)

Coach - Jim Barnes

S4 at Grove City-----W, 31-28
 S11 KALAMAZOO-----W, 23-0
 S18 at Ohio Wesleyan*-----L, 11-14
 S25 KENYON*-----W, 45-8
 O2 at Allegheny*-----W, 13-10 (ot)
 O9 at Oberlin-----W, 71-0
 O16 EARLHAM*-----W, 46-6
 O30 DENISON*-----W, 45-0
 N6 at Case West. Reserve--W, 31-27
 N13 WITTENBERG*-----L, 14-28

2000 (6-4, 4-3 NCAC)

Coach - Mike Schmitz

S9 at Kalamazoo-----W, 32-16
 S16 GROVE CITY-----W, 27-7
 S23 at Kenyon*-----W, 23-0
 S30 OHIO WESLEYAN*-----W, 21-14
 O7 WABASH*-----L, 15-20
 O14 at Wittenberg*-----L, 26-42
 O21 URSINUS-----L, 7-31
 O28 at Oberlin*-----W, 34-0
 N4 ALLEGHENY*-----L, 15-43
 N11 at Hiram*-----W, 33-14

2001 (4-6, 3-4 NCAC)

Coach - Mike Schmitz

S8 KALAMAZOO-----L, 37-39
 S22 KENYON*-----W, 51-10
 S29 at Ohio Wesleyan*-----L, 30-36
 O6 at Wabash*-----L, 7-35
 O13 WITTENBERG*-----L, 13-47
 O20 at Ursinus-----L, 14-53
 O27 OBERLIN*-----W, 28-0
 N3 at Allegheny*-----L, 7-28
 N10 HIRAM*-----W, 28-10
 N16 at Grove City-----W, 6-0

2002 (8-2, 5-2 NCAC)

Coach - Mike Schmitz

S7 at Hope-----W, 14-9
 S21 BETHANY-----W, 38-28
 S28 CASE WEST. RESERVE W, 27-22
 O5 at Ohio Wesleyan*-----W, 37-14
 O12 OBERLIN*-----W, 49-10
 O19 at Allegheny*-----W, 21-7
 O26 EARLHAM*-----W, 49-20
 N2 at Wabash*-----L, 22-42
 N9 at Denison*-----W, 56-7
 N16 WITTENBERG*-----L, 9-14

2003 (7-3, 4-3 NCAC)

Coach - Mike Schmitz

S6 HOPE-----W, 45-36
 S20 at Bethany-----W, 69-7
 S27 at Case West. Reserve--W, 62-33
 O4 OHIO WESLEYAN*-----W, 37-7
 O11 at Oberlin*-----L, 7-14
 O18 ALLEGHENY*-----L, 20-26
 O25 at Earlham*-----W, 52-24
 N1 WABASH*-----W, 23-7
 N8 DENISON*-----W, 59-3
 N15 at Wittenberg*-----L, 31-35

2004 (11-1, 7-0 NCAC)

Coach - Mike Schmitz

NCAC Champions

S4 MUSKINGUM-----W, 27-6
 S18 at Grove City-----W, 28-13
 S25 CASE WEST. RESERVE -W, 49-7
 O2 ALLEGHENY*-----W, 35-13
 O9 at Kenyon*-----W, 84-21
 O16 at Wabash*-----W, 33-30
 O23 OBERLIN*-----W, 59-13
 O30 at Hiram*-----W, 59-0
 N6 WITTENBERG*-----W, 64-58 (ot)
 N13 at Ohio Wesleyan*-----W, 24-6
 N20 AURORA!-----W, 41-34
 N27 CARTHAGE!-----L, 7-14

2005 (6-4, 3-4 NCAC)

Coach - Mike Schmitz

S3 at Muskingum-----W, 13-10
 S10 MacMURRAY-----W, 37-0
 S24 at Case West. Reserve--W, 38-21
 O1 at Allegheny*-----W, 37-34
 O8 KENYON*-----L, 21-24
 O15 WABASH*-----L, 10-44
 O22 at Oberlin*-----W, 20-19
 O29 HIRAM*-----W, 59-17
 N5 at Wittenberg*-----L, 0-45
 N12 OHIO WESLEYAN*-----L, 7-21

2006 (8-2, 5-2 NCAC)

Coach - Mike Schmitz

S2 JOHN CARROLL-----W, 30-22
 S9 at Waynesburg-----W, 31-10
 S23 CASE WEST. RESERVE -W, 21-7
 S30 WITTENBERG*-----L, 21-24
 O7 at Ohio Wesleyan*-----W, 24-0
 O14 at Hiram*-----W, 52-0
 O21 ALLEGHENY*-----W, 27-21
 O28 at Wabash*-----L, 10-20
 N4 EARLHAM*-----W, 38-31
 N11 at Kenyon*-----W, 41-13

2007 (4-6, 4-3 NCAC)

Coach - Mike Schmitz

S1 at John Carroll-----L, 0-24
 S8 WAYNESBURG-----L, 35-45
 S22 at Case West. Reserve--L, 17-30
 S29 at Wittenberg*-----L, 7-58
 O6 OHIO WESLEYAN*-----W, 13-9
 O13 HIRAM*-----W, 24-17
 O20 at Allegheny*-----L, 20-27
 O27 WABASH*-----L, 10-21
 N3 at Earlham*-----W, 66-14
 N10 KENYON*-----W, 49-13

2008 (8-2, 6-1 NCAC)

Coach - Mike Schmitz

S6 at Waynesburg-----W, 27-6
 S20 OHIO WESLEYAN*-----W, 20-2
 S27 at Denison*-----W, 21-10
 O4 EARLHAM*-----W, 16-14
 O11 at Case West. Reserve--L, 7-28
 O18 WASH. U.-ST. LOUIS--W, 38-13
 O25 at Wabash*-----L, 24-45
 N1 ALLEGHENY*-----W, 35-21
 N8 at Oberlin*-----W, 27-7
 N15 WITTENBERG*-----W, 27-6

2009 (5-5, 4-3 NCAC)

Coach - Mike Schmitz


S5 WAYNESBURG-----L, 39-42
 S19 at Ohio Wesleyan*-----W, 37-20
 S26 DENISON*-----W, 26-7
 O3 at Earlham*-----W, 49-3
 O10 CASE WEST. RESERVE -L, 32-53
 O17 at Wash. U.-St. Louis--W, 24-20
 O24 WABASH*-----L, 27-37
 O31 at Allegheny*-----L, 21-24
 N7 OBERLIN*-----W, 52-7
 N14 at Wittenberg*-----L, 6-46

2010 (5-5, 4-2 NCAC)

Coach - Mike Schmitz

S2 at Baldwin-Wallace-----L, 14-38
 S11 at Wabash*-----L, 17-21
 S18 OBERLIN*-----W, 31-14
 S25 at Ohio Wesleyan-----W, 22-13
 O2 at Denison*-----W, 38-28
 O16 WASH. U.-ST. LOUIS--L, 13-14
 O23 at Case West. Reserve--L, 14-28
 O30 HIRAM*-----W, 62-0
 N6 KENYON*-----W, 31-6
 N13 WITTENBERG*-----L, 17-22

* indicates conference games
 CAPS indicates home games
 OAC indicates Ohio Athletic Conference
 NCAC indicates North Coast Athletic Conference
 ! indicates NCAA Div. III Football Championship



Brian Grandison (1988-91) is one of six in NCAC history with 4,000 rushing yards (4,042).

ALL-TIME LETTERWINNERS

A

Robert P. Abbey -----1902, 03, 04
 Dan Abel -----1956
 Justin Abraham -----1997, 98, 99, 00
 David Ackerman -----1956
 Howard Acton -----1905
 David Acuna -----1981
 Brad Adamczyk -----2000, 01, 02, 03
 Edward Adams -----1915, 16, 17
 Henry Adams -----1988, 89
 Keith Adams -----2004, 06, 07
 Todd Adamson -----1990, 91, 92, 93
 Justin Aichele -----2005, 06, 07, 08
 Justin Alaburda -----2001
 Andres Alarcon -----1996
 Lou Alarcon -----1995
 Bryan Albani -----2006, 07, 08, 09
 Jeff Albericci -----1989, 90
 John J. Albright -----1914, 15, 16
 Robert F. Alexander -----1892
 John C. Allen -----1949
 Rich Allen -----1985
 Samuel P. Allison -----1913, 14
 Oscar Alonzo -----1966, 67, 68
 Steve Alpeter -----2004, 05
 Ralph Amiet -----1959, 60
 Scott Amstutz -----1993, 94, 95, 96
 James Anadell -----1968
 David Anderson -----1957
 George Anderson -----1976, 77, 78, 79
 Jeff Anderson -----1999, 00, 01
 Jeremy Anderson -----2010
 Jim Anderson -----1997
 Jim Anderson -----1973
 Sean Anderson -----2002, 03, 05
 Rolf B. Andrews -----1892
 Keith Anna -----1980
 Samuel Ansara -----1984, 85
 Adam Anthony -----2000, 01, 03
 Jared Aquilla -----1988, 89
 Josh Arbour -----1998, 00
 Neal Arcuri -----1980, 81, 82
 Timothy Arndt -----1968
 Ben Arnold -----1997, 98, 99
 James Arnold -----1982, 83, 84
 Tyler Arnold -----2004, 08
 Larry Ashbaugh -----1981, 82
 John H. Atkinson -----1920, 22
 T.J. Atkinson -----2009
 William A. Atkinson -----1892
 Mitch Au -----1995
 Chris Aukerman -----2007, 08, 09, 10
 Myron C. Avery -----1909
 Lawrence B. Avison -----1909, 10
 Michael Awdric -----1983
 Paul D. Axtell -----1902

B

John Bailey -----1964, 65, 66, 67
 Andrew Baird -----1981
 Dave Baka -----1985, 86
 Dale Baker -----1976
 Don Baker -----1960, 61, 62, 63
 James Baker -----1969
 William P. Baker -----1910
 William P. Balloon -----1942
 Tim Balmat -----1972, 73
 Donald L. Baltz -----1956
 Richard A. Baragry -----1955
 Matt Barbee -----1996, 97
 George Bare -----1963, 64, 65, 66
 George R. Bare -----1949
 Brian Barnes -----1999, 01

Julius Barnes -----1995
 Richard Barnes -----2010
 Gregg Barney -----1979, 80, 81, 82
 Darren Barr -----1982, 83, 84, 85
 Bruce Barrett -----1979, 80
 Gary Barrett -----1960
 Mike Barrett -----1979, 80, 81, 82
 Terence Barrett -----1968, 70
 Dave Batchelor -----1971, 73
 De Loss T. Baun -----1941
 Torrence B. Beck -----1908, 10
 Bill Bednar -----2007
 Myles Beeler -----1926, 27, 28
 Ryan Beeler -----1998, 99, 00
 James T. Begg -----1904
 Jerrold J. Behringer -----1953
 Robert E. Beidler -----1953
 Tony Bekavac -----1993, 94, 95
 Joe Belyusar -----1996, 97
 Geoff Belz -----1986, 87, 88, 89
 Elden V. Benedict -----1913, 14, 15
 Verne D. Benedict -----1905
 Randy Benefield -----1979, 80, 81, 82
 Matt Benson -----2000
 Scott Bentley -----1992, 93, 94
 Mike Berg -----1981, 82, 83
 Mark Berger -----1991, 92, 93
 Felix Berry -----1976, 77
 Lawrence W. Bettes -----1951
 Byron Beynon -----1929
 Gary Bielek -----1975
 Roy Biljetina -----1971, 72, 73, 74
 John S. Billingsley -----1918, 19, 20
 James A. Bing -----1927, 28, 29
 R. Thomas Bing -----1955
 G. William Bingaman -----1943
 Brad Bischoff -----1977, 78
 James A. Bishop -----1929
 Larry Bishop -----1979
 Donald Black -----1966, 67
 Louis E. Black -----1939
 Marion E. Black -----1927, 28, 29
 Robert F. Black -----1939
 Walter Blaich -----1961, 62, 63, 64
 Mark Blocher -----1964, 65
 Bobby Block -----2004, 05, 06
 Scott Bloom -----1990, 91, 92
 John Blosser -----1965
 Wayne C. Blough -----1925, 26, 27
 Alex Boardman -----1995
 Thomas Boardman -----1966, 67, 68, 69
 Chris Bodle -----1994, 95, 96, 97
 Nick Boeder -----1993, 94
 Charles W. Bogle -----1892
 Robert P. Bogniard -----1923
 John Bohannon -----1971, 72, 73, 74
 Mark Boillotat -----1981, 82, 83
 Gary Boldiszar -----1995, 96, 97
 John O. Bolvin -----1951
 James Bonella -----1976
 Julius Booker -----1999, 00
 Travis Booker -----1992, 94
 Ray Boone -----1987, 88, 89
 Don Bordine -----1976
 Ronald L. Bornhuetter, Sr. -----1952
 Joseph Botsko -----1929, 31
 Harold J. Bowman -----1930
 John T. Boxwell -----1924
 John N. Boyce, Jr. -----1942
 Deron Boyd -----2005, 06, 07
 Robert Boyd -----1965
 Carle S. Boyer -----1942
 William W. Boyer, Jr. -----1946
 Wade Boyle -----1963, 64, 65, 66
 Andrew Branch -----2003, 04, 05
 David Brand -----1960, 61, 62
 Robert B. Brand -----1939

William F. Brannan -----1915, 16, 17
 Gary Braun -----1973
 Robert Braun -----1960, 61, 62
 Matt Breidigam -----2008, 10
 Jim Bressi -----1972, 73, 74, 75
 Brad Brewer -----1991, 92, 93
 Carl W. Bridenstine -----1929, 30, 31
 Edwin E. Brikkerhoff -----1932
 Mike Bringardner -----1972, 73, 74, 75
 Edwin E. Brinkerhoff -----1930, 31, 32
 Stephen M. Brinton -----1908, 10
 Lawrence Britton -----1957, 58
 Matt Brock -----1995
 Paul Bronkar -----1969
 Joel Brooks -----1989
 Bill Brown -----1974, 75
 Dave Brown -----1978, 79, 80, 81
 G. Ousley Brown -----1928
 Horatio A. Brown -----1901
 Jeff Brown -----2006, 07, 08
 Jim Brown -----1988, 89
 Kevin Brown -----1996, 97, 98, 99
 Kurt Brown -----2008
 Thomas Brown -----1964
 Irvin H. Brune -----1926
 Mike Bubb -----1990
 Dan Buccier -----1998
 Bob Buchanan -----1969, 72
 Calvin H. Buchanan -----1946
 P. Stuart Buchanan -----1915, 16
 Ralph N. Buehler -----1929, 30
 Gary Buhmeyer -----1981, 83
 Jon Bulkley -----1984, 85, 86, 87
 Donald L. Bunting -----1933
 Don Burbrink -----1972, 73, 74
 George G. Burns -----1892
 Roswell C. Burns -----1913, 14, 15
 Myndret C. Busack -----1948
 Bobbie W. Bush -----1955
 Dajaun Bush -----2008
 William Bushfield -----1959, 60
 Wayne Butler -----1964, 65, 66, 67
 Don W. Byerly -----1954
 Keith Byers -----1982, 83, 84
 Pat Byrne -----2005, 06, 07, 08

C

Chris Cabot -----1998, 99, 00, 01
 John Cafarelli -----2000, 01
 Edward L. Cairns -----1955
 Eugene Caldwell -----1974
 Derek Calhoun -----2008, 10
 Travis Calkins -----2010
 Matt Call -----1977, 78, 79, 80
 Dan Callahan -----1956
 Louis T. Cameron -----1915
 Donald A. Campbell -----1939
 Robert L. Campbell -----1890
 Walter C. Campbell -----1904, 05, 06
 Walter L. Campbell -----1934, 35
 Edward R. Candor -----1907
 Chris Carini -----1986, 87, 88, 89
 Richard W. Carleton -----1912, 13, 14
 Matt Carlson -----2008, 09, 10
 Richard Carmel -----1984, 85, 86, 87
 David H. Carmer -----1905
 Bob Carpenter -----1975, 76
 Seth Carpien -----1992
 Dan Carter -----2001
 Terry Carter -----1984, 85, 86, 87
 Mike Casey -----1987, 88, 89
 Raymond R. Cassidy -----1935, 36
 Craig Catanzarite -----1984
 Felix Catheline -----1998, 99, 00
 Vince Cellini -----1977, 78, 79, 80

Richard Ceol -----1979
 Ron Cetovich -----1972, 73
 Shawn Chaffee -----2010
 James G. Chalfant -----1892
 Bruce Chappelle -----1967, 68, 69
 Joseph J. Charvat -----1938
 Stephen Chase -----1968, 69
 Oliver B. Chittick -----1934
 Frederick E. Christian -----1927, 28
 Philip Ciriegio -----1975, 76
 Tony Ciriegio -----1975
 Algia Clark -----1982
 Bernard K. Clark, Jr. -----1935, 36
 John C. Clark -----1952
 Josh Clark -----2007, 08, 09
 Hector Clavijo -----2008, 09, 10
 John O. Clay -----1942
 Wallace Clay -----1920, 21
 William Clay -----1957
 Ramses Clements -----2009
 Bill Clifton -----1979, 80
 Steve Clifton -----1969, 70
 Earl C. Cline -----1939
 Tim Cline -----2001, 02, 03, 04
 Royal S. Clisby -----1924
 Mike Close -----1993
 William Coburn -----1979
 Robert R. Coccia -----1948
 Paul Cochran -----1980, 81, 82
 Francis M. Cody -----1923
 Rickey Coleman -----2002
 Vincent Coleman -----1979
 Arthur C. Collins, Jr. -----1935, 36
 A. Worth Collins, Sr. -----1910, 11, 12
 Fred R. Collins -----1909, 10, 12
 Gerald Collins -----1958, 59, 60, 61
 Harold P. Collins -----1912, 15, 16
 Joe Collins -----2009, 10
 Pat Collins -----1980, 81
 Charles E. Colwell -----1942
 Arthur H. Compton -----1910, 11, 12
 Karl T. Compton -----1904, 05, 06, 07
 Ned Compton -----1972, 73, 74
 William C. Compton -----1917
 Wilson M. Compton -----1910
 Tim Conklin -----1999, 00
 Jerry Conroy -----1999
 Sean Conway -----1997, 98
 Raymond Cook -----1968
 Richard Cook -----1961, 62
 Al Cooksey -----1959, 60, 61
 Ralph S. Cooley -----1931
 Geoff Cooper -----2004, 05, 06, 07
 John Cooper -----1975
 Stewart E. Cooper -----1944
 Lee Corbett -----1962, 63, 64, 65
 Daniel E. Cordova -----1942
 Bob Corna -----1990, 91, 92, 93
 Steve Coss -----1981, 82, 83, 84
 Phil Cotterman -----1962, 63, 64, 65
 Robert Courson -----1965
 E. Granville Crabtree -----1905
 Jeff Crabtree -----1988, 89, 90
 Chris Craig -----2003, 04, 05, 06
 J. Stewart Crawford -----1907, 08, 09
 Ray Crawford -----1959, 60, 61
 John W. Creighton -----1935
 Wesley J. Crile -----1951
 Henry B. Critchfield -----1926
 Drew Crock -----2001
 Robert P. Crone -----1956
 Mead E. Crooks -----1913, 14
 James L. Crow -----1907, 88, 89
 Thomas Crow -----1978
 Arthur H. Cruikshank -----1933

ALL-TIME LETTERWINNERS



Seth Duerr, considered by most as the best defensive player ever at Wooster, is one of three Scots to have been an All-American three times.

Fred G. Cruikshank -----1934
 Michael Crunelle -----1972
 Clarence W. Cummings -----1910, 11
 William E. Cunahan -----1938
 Arthur M. Cunningham-----1911, 12, 13
 Roger D. Curfman -----1933, 34, 35
 John Currid -----2000
 Samuel R. Curry, Jr. -----1949
 Steve Custenborder -----2007, 08, 09
 Jalam Cutting -----2005, 06, 07
 Marty Cvelbar -----1976, 77, 78
 Bob Cyders-----1969, 70, 71, 72

D

Thomas Dahms -----1960, 61, 62, 63
 Sherman S. Dalbey -----1947
 David Dalrymple -----1983
 Martin Danial -----2002, 04
 Cameron Daniels -----2008, 09, 10
 Scott Danison -----1991
 Vern J. Dannemiller-----1954
 Ryan Dansak -----1996, 97, 98, 99
 William J. Daub -----1916, 17
 Jeff Dauer -----2007
 Richard Davies -----1958
 Brad Davis -----1999, 00, 01
 Jade Davis -----2001, 02
 Jim Davis -----1970, 71, 72
 Wayne Davis -----1990, 91, 92, 93
 A. Price Daw -----1950
 George Dawkins -----1954
 J. Carroll Dean -----1949
 Terence Dean -----1975

Daniel C. DeArment, Jr. -----1952
 Thomas Deger -----1967
 Matt DeGrand -----2006, 07, 08, 09
 Elgin G. Deidrick -----1943
 Julius C. Demi -----1931
 Bobby Denham -----1974, 75
 James Denison -----1958, 59
 Thom Denman -----1970, 71, 72, 73
 Eugene DePasquale -----1992
 Jim DeRose -----1969, 70
 Chester M. Destler -----1923, 24
 Kenneth E. Destler -----1925
 Paul H. Destler -----1927
 Guy DiCicco -----1961, 62, 63
 Joseph DiCicco -----1962, 63, 64, 65
 Frederick G. Dickason -----1925
 Kevin Dickey -----1970, 72, 73
 Glenn Dickmann -----1973
 Ramon L. Didez -----1951
 Mark Difeo -----1970, 71
 Quinten Dillon -----1971, 72, 73
 Robert W. Dillon -----1944
 Mark Dinan -----1984
 Rodney Dingle -----1963, 64, 65
 Tom Dingle -----1956, 57, 58
 Ed Dingman -----1956, 57, 58
 John M. DiScipio -----1933, 34, 35
 Harry A. Ditch -----1941
 Gregg Dittoe -----1971, 72, 73
 Charlie Divine -----1996, 99
 William Dixon -----1984
 Maynard L. Dodez -----1926
 Paul W. Dodez -----1934
 Vernon D. Dodez -----1935
 Kyle Dolbow -----1970
 Anthony Dominguez -----2007
 Greg Donatelli -----1980, 81

Patrick Donegan -----1983
 H. Lee Donley -----1929
 James E. Donley -----1929, 30, 31
 Jim Donnelly -----1965, 66
 Jack W. Dorricott -----1950
 Boyd P. Doty -----1931
 Mike Doty -----1992, 93, 94
 Kelly Doup -----1976, 77
 David D. Dowd, Jr. -----1950
 John C. Dowd -----1954
 Robert Doyle -----1984
 W. Lester Drabensstott-----1934, 35, 36
 Luke Drake -----2007, 08
 Austin Dreywor -----2008, 09
 David Dronsfield-----1957, 58
 Jon Drover -----1995, 96, 97
 L. Rex Drown -----1908, 13
 Rick Drushal -----2003, 04, 05, 06
 Alexander T. Drysdale -----1940
 Dale Duca -----1972
 Seth Duerr -----1997, 98, 99, 00
 Earl M. Dunbar -----1918, 19, 20
 Randall E. Duncan -----1917, 18
 Logan Dunn -----2008, 09
 Jeff Durbin -----1970, 71, 72, 73
 Joe Dzuban -----1995, 96, 97, 98

E

William Eaves -----1962
 Clarence F. Eddy -----1913, 15
 William A. Eddy -----1914, 15, 16
 James I. Eden -----1948
 Robert W. Edwards -----1942
 Harry V. Eicher -----1942
 Robert A. Elder -----1909, 10

Francis Elliott -----1966, 67, 68
 Jeff Elser -----1995, 96, 97, 98
 Steve Emerson -----1965, 66
 John I. Emmett, II -----1942
 Jerry Emmons -----1959, 60, 61
 Dave Engler -----1979
 Dwight M. Ervin -----1909
 John R. Ervin -----1941
 James Eskridge -----1984
 Bill Evans -----1957, 58, 59
 Fred Evans -----1982, 83, 84, 85
 Ken Evans -----1969, 70, 71, 72
 Lester S. Evans -----1909, 10, 11
 Marvin W. Evans -----1941
 Richard F. Evans -----1907, 09
 Thomas W. Evans -----1934
 James R. Ewers -----1953
 R. Darrell Ewers -----1954

F

Darren Farmer -----2003, 04, 05, 06
 Drew Fay -----1999, 00, 01, 02
 Josh Feesler -----2004, 05, 06
 Michael Feller -----1981
 Alfred Ferguson -----1936
 Gene Ferguson -----1958
 Jeffrey Ferguson -----1980
 Leandro Fernandez -----2000
 Jordan Ferns -----2005, 06, 07, 08
 Joseph Ferrante -----1962, 63
 Steven Ficyk -----1979
 Bob Fields -----1972
 Samuel Findley -----1976
 Howard V. Finefrock -----1933, 34, 35
 Harvey E. Finley -----1911, 12, 13
 Oney Fitzpatrick -----1976, 77, 78, 79
 Robert Flagg -----2008, 09, 10
 Wilson I. Flattery -----1922, 23, 24
 John T. Flippen -----1950
 Eric Fluharty -----2005, 06
 J. Herbert Foley -----1934
 Andrew Ford -----2007, 08, 09, 10
 Edward Forgy -----1889
 Charles C. Forrest -----1913, 14, 15, 16
 Robert J. Forthofer -----1939
 Dale Fortner -----1978, 79, 80, 81
 T.J. Fortunato -----1988
 Kenneth E. Fowler -----1939
 Edwin Fox -----1984, 85, 86, 87
 James E. Fox -----1924, 25, 26
 Rick Fox -----1991, 92, 93
 Wally Fox -----2000, 01
 Dave Foy -----1970, 71, 72, 73
 Enoch H. France -----1908
 Mike Francescangeli-----2006, 07, 08, 09
 Joe Francescangeli-----2006, 07, 08
 David Fraser -----1958, 59, 60
 Lawrence C. Freer -----1915, 16
 Brandon French -----2004, 05, 06
 James M. Frey -----1934
 Stefan Frey -----1989, 90, 91
 Kevin Friedman -----2006, 07, 08
 Ward A. Fritz -----1920, 21, 22
 Rich Froehlich -----2000
 John E. Frost -----1931, 32
 Donald F. Fry -----1948
 Kenny Fry -----2001, 02
 Ronald Fry -----1971
 Reuel M. Fullerton -----1919
 Harold W. Fulton -----1910, 11
 Ralph W. Fulton -----1912
 Theodore E. Fulton -----1908
 Willis M. Fulton -----1918, 19, 20
 Mike Fusco -----2000, 01

ALL-TIME LETTERWINNERS

G

Olin J. Gabriel -----1922, 23, 24
 Mike Gajdzik -----1982, 83
 Frank Galati -----1997, 98, 99
 Keathun Gale -----1996, 97, 98
 Chris Gallagher -----1987, 88
 Daniel Gallagher -----1984, 85
 William Gallagher -----1958
 Bill Gantzer -----1974, 75, 76
 Jim Gantzer -----1975
 Marco Garcia -----2003, 04, 05
 Bob Gardner -----1976, 77, 78, 79
 John M. Gardner -----1956
 Tim Gargasz -----1992, 93, 94, 95
 Trevor Garner -----1990, 91, 92
 Gordon G. Garvin -----1905, 06
 James F. Garvin -----1908, 09
 Justin A. Garvin -----1905, 06, 07
 Jesse Gaswint -----2007, 08, 09
 Clinton F. Gattshall -----1934
 Harry D. Gault -----1909, 10
 Wesley Geer -----1977, 78, 79
 Jeff Geffert -----2005, 06, 07
 Dave Geiger -----1980, 81
 Joseph Gelhaus -----1976
 Kory George -----2010
 Jim Gerard -----1972, 73, 74, 75
 Richard T. Gernert -----1940
 Aaron Gertz -----2004, 05, 06
 John W. Ghormley -----1917, 18
 Leo Ghormley -----1914, 15, 16
 Daniel Gibson -----1960, 61, 62, 63
 Kraig Gibson -----1970, 71, 72, 73
 P.D. Giffin -----1921
 Lewis H. Gingrich -----1914, 15
 Drew Gittus -----2000, 01, 02, 03

Mark Giuliano -----1981, 82
 Tim Glaser -----1983, 84, 85
 Richard Glasgow -----1963
 C. William Glatz -----1943
 Ed Glick -----2006
 Andrew C. Goheen -----1943
 John L. Goheen -----1904, 05
 John L. Goheen, Jr. -----1930, 31, 32
 Robe H.H. Goheen -----1901
 Jeff Golini -----1978, 79, 80, 81
 Carl G. Gonzalez -----1940
 Brandon Good -----1995, 96, 97, 98
 David P. Goodall, Sr. -----1936, 37
 Daniel Goodfleisch -----2007
 Livingston T. Goodman -----1913, 14
 Terrence Goodman -----1980
 Seth Goodwin -----2010
 Greg Gordon -----1978, 79
 James Gordon -----1960, 61, 62
 Jim Gordon -----1989, 90
 Michael Gordon -----1964, 65, 66, 67
 Stuart Gordon -----1992, 93
 Frank Goscewski -----1982
 Walter S. Goshorn -----1930, 31, 32
 John A. Gotshall -----1935, 36, 37
 Tom Gradisher -----1965
 Sam Gradwohl -----1994
 John Graebing -----1993, 94, 95
 Duane Graffice -----1977
 Roscoe S. Graham -----1903
 Walter C. Gram -----1916, 17, 18
 Brian Grandison -----1988, 89, 90, 91
 J.R. Grandison -----2003
 Dan Grangaard -----2006, 08
 Ivan P. Greene -----1920
 Doug Greenleaf -----1977, 78
 Jonah Gregg -----2001, 02
 Thomas G. Gregg -----1953
 Glen L. Griebel -----1939

Elmer F. Griesinger -----1909
 John Griffey -----2001
 Mike Griffis -----1998
 Pat Griffis -----1997, 98
 Michael Griffith -----2000
 Mark Griggs -----1980
 Gene G. Grim -----1949, 50
 Ron Grimm -----1986
 Eric Grinnell -----2006, 07, 08
 Tom Grippa -----1974, 75, 76, 77
 Doug Grosel -----1982, 83, 84, 85
 George F. Grosjean -----1924, 25, 26
 Robert O. Grosjean -----1913, 14
 Keith Gross -----1966
 Joe Grunda -----1970, 71, 72, 73
 Reed Grunder -----1959
 Lawrence A. Guinther -----1914, 15
 Zack Gust -----2008
 John H. Guzzo -----1948
 Mark Gysan -----1977

H

Chuck Haas -----1973, 74, 75, 76
 Matt Haas -----1991, 92, 93, 94
 George S. Hackett -----1909, 10, 11
 Charles Haggerty -----1983, 84, 85, 86
 Robert W. Hague -----1917, 18, 19
 Richard Hahn -----1963, 64, 65, 66
 Harold L. Haines -----1929, 30
 J. Donald Haines -----1929, 30
 Nick Hajjar -----2000, 01, 02, 03
 Ian Haley -----2010
 Tim Hallett -----1993, 94, 95
 Don F. Halter -----1942
 Chris Hamilton -----1989, 90, 91
 Donald S. Hamilton -----1931, 32, 33
 Paul Hamilton -----2005

Lowell D. Hammond -----1934, 36
 Bill Handwerk -----1970, 71, 72, 73
 Charles Hansen -----1965, 66
 Chuck Hansen -----1994, 95
 Dan Hansen -----1991, 92
 Will Hansen -----2008, 09
 Derrick V. Harding -----1928
 Don E. Harper -----1934
 Mark Harper -----1994
 Russ Harpring -----1974, 75, 76, 77
 Anthony Harris -----1984, 85, 86, 87
 Bill Harris -----1969, 70, 71, 72
 Jeremy Harris -----1993, 94, 95, 96
 Kevin Harris -----1983, 84, 85
 Frank W. Harrison -----1908, 09
 Tim Hartinger -----1976
 Charles H. Hartman -----1917, 18, 19, 20
 Edward Hartmann -----1961, 62
 Ryan Hartschuh -----1999, 00, 01, 02
 Booker Hatcher -----1968, 69, 70
 Gideon D. Hatfield -----1905, 06, 08
 Paul C. Hawk -----1924
 Michael Haworth -----1966
 John D. Hayes -----1906, 07, 08
 L. Newton Hayes -----1904
 Herbert H. Hayman -----1904, 05
 Jeremy Haynes -----1999, 00
 William Hays -----1964, 65
 John F. Healey -----1941
 Terrence Heaphy -----1964, 65, 66
 William Heaton -----1968
 Kevin Heintschel -----1998, 99, 00
 Michael Held -----1980
 David C. Henderson -----1938
 Kelly A. Henderson -----1924
 John W. Hendrickson -----1936, 37
 Mike Henry -----1963
 Charles Hepp -----1961
 James Herak -----1977
 Jon Herak -----1975, 76
 William A. Herbert -----1944
 Robert S. Herbst -----1914
 Wayne W. Hersheberger -----1954
 Homer I. Hess -----1919, 20, 21
 Steve Hester -----1975, 76, 77
 Tracy Hetrick -----1963, 64, 65, 66
 Brad Hewitt -----1993
 Jon Hicks -----2002
 John G. Hill -----1946
 Arthur Hoff -----1956
 Charles Hoffman -----1968, 70
 H. Philip Hofmann -----1942
 Arthur K. Hoge -----1941
 John F. Hogestyn -----1949
 Samuel Hogue -----1984
 Douglas Hole -----1960, 61, 62
 Maurice E. Hole, Jr. -----1955
 Robert J. Hole -----1913, 14, 15
 Damon Holmes -----1992
 Austin Holter -----2007, 08, 09
 Rob Holtz -----2009, 10
 Jon Hooley -----1989, 90
 Rob Hooper -----1999, 00, 01, 02, 03
 E. Mead Hopkins -----1920, 21
 Jerry Horcha -----1963, 64, 65
 Paul Horky -----1928, 30
 Russell L. Horky -----1940
 Timothy Horne -----1967, 68, 69, 70
 Brad Horst -----1996, 97, 98, 99
 William E. Horton -----1939
 Mike H. Horvath -----1943
 Perry Hoskins -----1975, 76, 77
 Dale Hostenske -----1969, 70, 71, 72
 Harry Hostetter -----1914, 15
 James W. Hostettler -----1931, 32



The Scots' Brandon Good became the first player in NCAA Division III history with 40 consecutive games with a reception.

ALL-TIME LETTERWINNERS

Samuel I. Hott -----1926
 Charles Howard -----1956, 57, 58, 59
 Harry K. Howard -----1930, 31
 Kevin Howard -----1984, 85, 86, 87
 Quinton Howard -----2009, 10
 Richard Howe -----1982
 Oliver W. Howell -----1930, 31
 Wendell Howell -----1932
 Dan Howes -----1980
 John Hrewya -----1974
 Tom Hubbard -----1973, 74
 Glen Hudson -----1970
 Raymond E. Hudson -----1941
 Bill Huff -----1973, 74
 Fred D. Huffer -----1919, 20, 21
 Edward S. Hughes -----1949
 Robert Hull -----1926
 Russell S. Hull -----1923, 24, 25
 Tony Humbert -----1992, 93, 94, 95
 Ted F. Humphreys -----1928
 William L. Humphries -----1955
 Raymond W. Hunter -----1907, 08
 Wayne L. Hunter -----1944
 Byron W. Hurlbut -----1940
 Joe E. Hurst -----1922, 23, 24
 David W. Husted -----1942
 Ron Hustwit -----1994
 Dan Huzvar -----1998
 Richard Hyde -----1964, 65, 66, 67

I

Fred Ingram -----2002, 03
 Clyde G. Inman -----1915, 16
 Michele Ionno -----2005
 Scott Izzo -----1986, 87, 88

J

Demar Jackson -----1998, 00, 01
 Matt Jackson -----2001, 02, 03, 04
 Tim Jackson -----1977, 78, 79, 80
 Albert G. Jacobs -----1903, 04, 05, 06
 R. Campbell Jacobs -----1955
 Nick Jacubec -----2010
 Jay R. James -----1934, 35
 John Jameson -----1889
 Robert B. Jameson -----1924, 25, 26
 Geoff Jamison -----1992, 93
 James Jardine -----1966
 Gene Jarvis -----1959, 60
 Ryan Jayne -----2001, 02, 03, 04
 Petey Jeffy -----2010
 Dan R. Jennings -----1940
 Craig Jensen -----1964, 66, 67
 Bruce Johnson -----1989, 90, 91
 Dean Johnson -----1976
 Kenneth Johnson -----1909, 10
 Lon Johnson -----1971, 72, 73
 Michael Johnson -----1984, 85, 86
 Otis L. Johnson -----1909, 10, 12
 Steve Johnson -----1993, 94, 95, 96
 Wes Johnston -----1986, 87
 Rolland H. Jolliff -----1926, 27
 Brock Jones -----1984, 85, 86, 87
 Damon Jones -----1989
 Dave Jones -----1980, 81, 82, 83
 Dave Jones -----1974, 75
 Fred Jones -----1974
 George M. Jones -----1914, 15
 Lewis Jones -----1980, 81
 Orlando Jones -----2006, 07, 09
 Reuben Jones -----1979

Robert Jones -----1963
 Scott Jones -----1999, 00, 01, 02
 Stanley G. Jones -----1946
 Tom Jones -----1981, 82
 Tyrone Jones -----1986, 87
 George G. Joseph -----1939
 Rich Judd -----1995, 96, 97, 98
 Alfred L. Juilliard -----1893
 Clarence D. Junkin -----1922, 23, 25, 26
 Rob Junkin -----1982
 Thomas R. Justice -----1956

K

Lewis P. Kalb -----1905
 Martin E. Kallio -----1927, 28, 29
 Vic Kaminski -----1988, 89, 90
 William G. Kardos -----1955
 Craig Karpinski -----1975, 76
 Chris Kasprzyk -----1971, 72, 73, 74
 Christian A. Kate -----1924, 25
 Frederick H. Kate -----1936, 37
 Karl K. Kate -----1941
 Kenneth P. Kate -----1936
 Richard M. Kate -----1938
 Jerry F. Katherman -----1945
 Joe Kearney -----2001, 02, 03, 04
 Robert Kehl -----1981
 James F. Kelly -----1905, 06, 07
 Robert A. Kelly -----1908, 09, 10
 Rob Kelm -----2005, 06
 Walter L. Kemper -----1909
 Eric Kendall -----1989, 90
 James E. Kennedy -----1948
 Joseph W. Kennedy -----1912, 13
 William H. Keplinger -----1922

Seth Kerechanin -----2001, 02
 Weldon G. Kerr -----1948
 Paul Kessler -----2009, 10
 John Kewn -----1977, 78, 79, 80
 Dennis Keyes -----1965, 66, 67, 68
 Eric Keyes -----2008, 09, 10
 Steve Kibler -----1987, 88
 Isaac Kidd -----1996
 John Kieffer -----1969
 Richard Kierman -----1977
 Brian Kight -----2000, 02, 03, 04
 Jay E. Kilpatrick -----1911
 Josh Kime -----2008, 09
 Thomas Kimmey -----1967
 Thomas W. Kimmins -----1956
 Thomas Kincaid -----1984, 85, 86, 87
 Bradley King -----1980
 Raymond E. King -----1915, 16
 Thomas Kinner -----1974
 James W. Kirk -----1916
 Laurel J. Kirk -----1918
 Ryan Klink -----2010
 Tony Klonowski -----1996
 Mike Knapic -----1989, 90
 Charlie Knapke -----1997, 98, 99
 Matt Knepp -----2002
 David E. Knight -----1948
 George M. Knisley -----1919
 Robert Koe -----1989
 Scott Koebley -----1978, 79, 80, 81
 Rick Koeth -----1972, 73, 74, 75
 Abram A. Kohr -----1910, 11
 Rick Kolencik -----1977, 78
 Michael Kolody -----1967, 68
 William Konnert -----1959, 60
 Jesse Koski -----2001, 02, 03, 04
 Mike Kozar -----1979

Mike Krackenberger -----1996, 97, 98, 99
 Bill Krantz -----1995
 Dana Kreeger -----1991, 92, 93, 94
 Dan Kremer -----2003, 04, 05
 Matthew Krevter -----1982
 Tom Krivos -----1968, 69, 70

L

Morris Laatsch -----1966, 67, 68, 69
 Doug Laditka -----1995, 96, 97, 98
 Jason Lahna -----1999, 00
 Bjorn Lake -----1993, 94, 95, 96
 Jay Lampe -----2006
 Ray Lance -----1962
 James W. Landes -----1954
 Joseph O. Lane -----1948
 Sam Lane -----1987, 88
 Mitchell Laps -----1968
 Greg Lare -----1994, 95, 96
 Jeff Lasell -----1987, 88, 89
 Nate Laslow -----2007, 08, 09, 10
 Gayle J. Lathrop -----1931
 F. (Gi-Gi) Latiff -----1982, 83
 Ian Lauer -----1997, 98, 99
 Rick Lauretig -----1976
 Charles L. Layport -----1923, 24, 25
 Herbert Layport -----1921, 22
 John E. Layport -----1920, 21, 22
 Thomas W. Layport -----1917, 18, 19
 Aaron Lear -----1990, 91, 92, 93
 Kenny Lee -----2008
 Jason Legg -----1994, 95, 96, 97
 Boyd D. Lehman -----1909
 Jay E. Lehman -----1942
 Sanford P. Lehman -----1925, 26, 27



Matt Mahaffey, a recipient of a prestigious NCAA Postgraduate Scholarship, ranks No. 2 at Wooster in career punting average (39.1).

ALL-TIME LETTERWINNERS

Carl B. Lehmann -----1905, 06
 Francis S. Lehmann -----1904, 05
 Ward K. Lehr -----1953
 Robert Leign -----1961, 62, 63
 Cam LeMasters -----2006, 07, 08
 David Lenhart -----1973
 Oscar W. Lenhart -----1912, 13, 14
 Rick Leone -----1977, 78, 79, 80
 Ken LeVine -----1973, 74
 Josh Lewis -----2009
 Mark Lightfoot -----2003, 04
 Marcus R. Limb -----1891
 Ronald Lingenfelter -----1977
 Harry Lloyd -----1904, 05, 06, 07
 F. Emerson Logee -----1937
 Robert D. Logee -----1916, 17, 18
 Karl Lohwater -----1973, 74, 75
 Craig Lombardi -----1986, 87, 88
 Charles C. Long -----1890
 Jon Long -----1992, 93
 John Loughridge -----1963, 64, 65
 William J. Love -----1926
 Ken Lowe -----1986
 Rick Lowe -----1970, 71, 72, 73
 Edmond D. Lucas -----1901, 02
 Phil Lucchese -----1982, 83, 84
 Joe Luckring -----1986, 87, 88, 89
 Bill Ludwig -----1995
 Ryan Lundenberger -----1997
 John J. Lykos, Jr. -----1950
 Thomas J. Lykos -----1947
 J.D. Lyle -----2004
 Kevin Lynch -----1976, 77
 John N. Lyon -----1901
 Tim Lyons -----1988, 89, 90, 91
 William Lyons -----1957, 58
 Wayne Lytle -----1956

M -----
 Chris Mace -----1995
 Kris Mackey -----1997, 98, 99, 00
 Herbert Mackintosh -----1907, 09, 10
 Bob Macoritti -----1969, 70, 71, 72
 George J. Madzia, Jr. -----1928
 Bill Magaw -----1974, 75, 76
 Matt Mahaffey -----1996, 97, 98, 99
 Luke Mahoney -----1995
 Ben Maibach -----2000
 Walter W. Maize -----1912
 Jeffrey Malcolm -----1977
 Edward Malin -----1952
 Jesse Malin -----1950
 T.J. Mallory -----1988, 89, 90, 91
 Chris Malone -----2007
 Mike Malone -----2002
 Sean Malone -----1995, 96, 97
 Ronald Maltarich -----1967, 68, 69, 70
 Harry S. Manchester -----1914, 15, 16
 Lewis F. Manly -----1922, 23, 24
 John Marcinek -----1989, 90, 91, 92
 Martin Marinos -----1982
 Shawn Marks -----1997, 98, 99
 Guy A. Marsh -----1913, 15
 Michael Marshall -----2005
 Aaron Martin -----2001
 Bob Martin -----1976
 Jason Martin -----1997, 98, 99
 Jeffrey Martin -----1984
 Josh Martin -----1996
 Ned H. Martin -----1954
 Brent Marty -----1994, 95
 Charles P. Masi -----1954
 Samuel J. Masi -----1919, 20, 21
 Kevin Mason -----1982
 Caleb Mast -----2009

Barry Mastrine -----1964, 65
 Seth Mastrine -----1997, 98, 99, 00
 Don Mathews -----1985, 86
 Jon Mathis -----2007, 08, 09
 Steven Mauk -----1967
 Charles D. Maurer -----1914
 Horace C. Maurer -----1910, 11, 12
 Karl Mawhinney -----2000
 Gary Maxwell -----1973, 74, 75, 76
 Richard C. May -----1952
 Gerald R. Mayer -----1934
 James Mayer -----1964, 65, 66, 67
 Reginald McAlpine -----1989
 William McArthur -----1982
 William D. McCain -----1934
 Robert T. McCalmon -----1936
 Luke McCann -----2005, 06, 07, 09
 Ben McCarty -----2003, 04
 Jim McCauley -----1978, 79, 80
 Mike McClain -----1987
 Steven McClellan -----1957, 58, 59, 60
 Thomas McClung -----1961, 62
 George W. McClure -----1923
 Pete McClure -----1975
 Allan S. McConihe -----1930
 Edward S. McConnell -----1904
 Rob McCoy -----1976, 77, 78
 Robert L. McCracken -----1931, 32, 33
 Greg McCue -----1985
 Louis P. McCulloch -----1901
 Bishop H. McDonald -----1937
 Mark McDonald -----2010
 Kelly McFarland -----1996, 97, 98, 99
 Albert G. McGaw -----1890
 James A. McGlashan -----1924, 25, 26
 Robert L. McGuire -----1955
 John McIlvaine -----1964, 65
 Jordan McIntyre -----2009, 10
 John McKenna -----1976
 Pat McKenna -----1987, 88, 89
 Patrick McKinley -----1974
 Scott McManamon -----1999, 00, 01, 02
 Bill McMillan -----1972, 73, 74
 Charles McMillan -----1971, 73, 74
 Scott McMillen -----1989, 90
 Richie McNally -----2001, 02, 03, 04
 Tom McOwen -----1994
 James G. McQuaid -----1917
 Dave McQuate -----1980, 81, 82, 83
 Bill McRitchie -----1980
 James M. McSweeney -----1906, 07
 John McSweeney -----1911
 John R. McVicker -----1926
 Bob McWhirter -----1979, 80, 81
 Edwin W. Meese -----1903
 Regal C. Meier -----1929
 James Meissner -----1960
 Andrew B. Meldrum -----1907, 08
 James Melvin -----1974
 Pierre H. Mequillet -----1893
 Dave Merriman -----2001, 02
 Albert C. Metts -----1915
 Clyde T. Metz -----1949
 Walter H. Metzler -----1927, 28
 Gerald Meyers -----1965
 Brad Michel -----2002, 03, 04, 05
 Bill Miklandric -----1996, 97
 Charles C. Miller -----1889
 Charles Miller -----1965, 66
 David D. Miller -----1904
 David J. Miller -----2005, 06
 Garn Miller -----2003
 Gary A. Miller, Jr. -----1992, 93, 94
 Gary Miller -----1989, 90
 J. Ernest Miller -----1930, 31, 32
 John W. Miller -----1921, 22
 Mark Miller -----1972, 73, 74

Raymond H. Miller -----1928, 29, 30
 Robert C. Miller -----1932, 33
 Robert D. Miller -----1913, 15
 Roy F. Miller, Jr. -----1944
 Rusty Miller -----2003
 Simon M. Miller -----1902, 03
 William F. Miller -----1940
 William H. Miller -----1939
 Andrew Milligan -----2005, 06, 07
 Richard V. Milligan -----1954
 John R. Miner -----1939
 Ryan Miner -----2009, 10
 Will Miska -----2006, 07
 Hugh J. Mitchell -----1922, 24
 William F. Mitchell -----1918, 19, 20
 Andy Mizak -----2003, 04, 05, 06
 Dan Mizener -----1997, 98
 Tom Mobilia -----1978, 79, 80, 81
 Samuel J. Mollet -----1923, 24
 Tige Monacelli -----1991, 93
 Rob Mondillo -----1992, 93, 94
 Jason Monia -----1995
 Mark Monter -----1979
 Damond Moodie -----1991, 92
 Chris Moore -----2008, 09, 10
 E. Blake Moore -----1976, 77, 78, 79
 Pete Moore -----1974, 75, 76, 77
 Robert H. Moore -----1889
 Bob Morehouse -----1969, 70, 71, 72
 Frank Morgan -----1972
 Gordon F. Morkel -----1942
 Jeff Morris -----1991
 Mark Morris -----1989, 90
 Brian Morrow -----1984
 Steve Motil -----2004, 05, 06
 James B. Mount -----1913, 14
 Kyle Mueller -----1998, 99
 George Muller -----1977, 78
 Peter Muller -----1983
 Bradford Munn -----1976
 Jeff Munn -----2000
 James B. Munson -----1938
 Kyle Murdock -----2007, 09, 10
 John Murphy -----1965, 66, 67
 Arthur Murray -----1916, 17, 19
 George J. Murray -----1944
 Mike Murray -----1995, 96, 97, 98
 David Mushweck -----1984, 85, 86, 87
 Virgil L. Musser -----1955
 Jay Myers -----1996, 97, 98, 99

N -----
 Todd Naelitz -----1999, 00, 01
 Mphatso Namwali -----1991
 Jason Nappier -----1995, 96, 97, 98
 Anthony Natale -----1993, 94, 95, 96
 Chip Neilson -----2005, 06
 Clifford A. Nelson -----1929, 30, 31
 Dana Nelson -----1981, 82, 83
 Tom Nelson -----1981, 82
 Joe Neroni -----1977, 78, 79, 80
 Chris Nicely -----1970, 71, 72, 73
 Andy Nicholson -----1985, 86, 87, 88
 Tim Nicholson -----1984, 85, 86, 87
 Daniel Niehaus -----1958, 59, 60, 61
 Tim Niekamp -----1978
 Mike Noble -----1994, 95, 96, 97
 Richard Noble -----1960, 61, 62
 Warren Noonan -----1970
 Kenneth Norris -----1964, 65, 66
 G. Kenneth Nouse -----1947
 Mike Nunnari -----2001, 02, 03, 04
 Willard R. Nussbaum -----1931, 32, 33
 Jeffrey Nye -----1964, 65, 66, 67

O -----
 Ryan Oates -----1996, 97
 Roy A. Ober -----1950
 Dana Obery -----2009, 10
 John Obery -----2007, 08, 09
 Clayton J. Oberholtzer -----1934, 35
 Andrew O'Connell -----2005
 Russ Oechsle -----1970, 71, 72
 Girard Ogletree-Crawford -----2009, 10
 John E. Olson -----1925
 Patrick O'Neal -----1978
 Frank S. O'Neil -----1902
 Kevin Orris -----2009, 10
 Jeff Orwick -----1977, 78
 Jay Overbye -----1983, 84
 John D. Overholt -----1904, 05, 06

P -----
 Russ Palm -----2009, 10
 Alanson L. Palmer, Jr. -----1907, 08
 Bill Palmer -----1973, 74, 75
 Scott Palmer -----1988, 90
 Stephen E. Palmer -----1915, 16
 Steve Palmer -----1989, 90
 Dave Pandilidis -----1974, 75, 76
 Dean Paolucci -----1995
 John Papp -----1984, 85, 86
 John Papp -----1956, 57, 58, 59
 Chad Parker -----2009
 Evan Parker -----2010
 David R. Parks -----1920
 William Parks -----1979
 Aaron Patterson -----2005, 06, 07
 Kim Patton -----1982, 83, 84
 Paul B. Patton -----1914, 15
 Joe Pavlich -----2001, 02, 03
 E.C. Pelaia -----1986, 87, 88, 89
 Mike Pellegrino -----1981, 82, 83
 Greg Peltz -----2004, 05, 06
 Karl Penn -----1987, 88, 89
 Hugh V. Perkins -----1915
 Brian Perry -----1979, 80, 81
 Chad Peterman -----1996, 97, 98
 Al Peters -----1960
 Jeremy Petit -----2007, 08, 10
 Greg Pett -----1960, 61
 Calvin N. Pfeiffer -----1923, 24, 25
 Karl T. Pfeister -----1930
 Frederick L. Phelps -----1912
 William W. Phillips -----1892
 Joseph Picciotti -----1981
 Mark Pickett -----1989, 90
 John Pierce -----1912, 13
 Fred C. Pierson -----1927, 29
 David Pieters -----1963
 Fred Pinch -----1995
 Paul Plattner -----1976, 77, 78, 79
 Max Plevyak -----2010
 Arthur F. Pocock -----1940
 John W. Pocock -----1936, 37
 David Poetter -----1967, 68, 69, 70
 Alan Pohoryles -----1988
 Richard Poling -----1963, 64, 65
 Arthur R. Pomeroy -----1935, 36, 37
 William D. Pontius -----1948
 George Pope -----1940
 John E. Porter -----1914, 15
 Frederick W. Post -----1931, 32
 Willis H. Post -----1928
 Greg Potter -----1980, 81, 82, 83

ALL-TIME LETTERWINNERS



Reggie Ray, an All-American sprinter as well, used his blazing speed to earn a stint in the Arena Football League.

George M. Potts, Jr. -----1918, 19, 20
 Scott Powell -----1987, 88, 89
 Jim Powers -----1975, 76, 77, 78
 James Prentice -----1982
 Robert G. Prentice -----1941
 Jeff Price -----1986, 87, 88
 Morley K. Price -----1930, 31
 Tim Price -----1974, 75, 76
 Harold E. Pryor -----1931, 32, 33
 David Puckett -----2002, 04
 Ed Purcell -----2000, 01
 Phil Puryear -----1987, 88, 89, 90

Q -----
 Rick Quayle -----1969, 70
 William E. Quayle -----1945
 John Queener -----1980, 81, 82, 83
 David B. Query -----1927, 29
 William B. Query -----1927, 28, 29
 George A. Quimby -----1916, 17, 21

R -----
 Tim Raffel -----1977, 78
 Robert R. Rafos -----1956
 Ed Ralls -----1997, 98, 99, 00
 Matt Ralls -----2001, 02, 03
 Steven Ramos -----1982, 83, 84
 Walter J. Ramsey -----1932, 33
 Larry Ramseyer -----1964, 65
 John Ramsier -----1990, 91, 92
 Quincy Randles -----1906, 07

Thomas Ranft -----1983
 Brian Ransom -----2001
 Abdul Rashid -----1991, 92, 93
 Jim Ratleff -----1971, 72
 James Rattay -----1967, 68
 Jeb Ray -----2000, 01
 Mike Ray -----2000
 Reggie Ray -----1996, 97, 98, 99
 Lowell F. Ream -----1924
 Mike Redick -----2007, 08, 09, 10
 Clair Reed -----1907
 Craig Reed -----1989, 90
 John A. Reed -----1922
 Richard B. Reed -----1911, 12
 David I. Rees -----1935
 Leroy Reese -----1984, 85, 86, 87
 James Reeser -----1984
 Bob Reho -----1969, 70
 Bobby Reiff -----2005, 06
 Gary Render -----1983
 Mike Rendina -----1977, 78
 John C. Renner -----1944
 Robert Rettinger -----1980, 81, 82
 Frank Reutter -----1995, 96, 97
 Lynn E. Revenaugh -----1911
 Paul H. Rice -----1914, 15
 Richard F. Rice -----1954
 Raymond Richards -----1913
 Chris Richardson -----1995
 Gilbert Richardson -----1976
 William W. Riddle -----1889
 Gerald M. Riedt -----1929, 30
 Dave Rieth -----2003, 04
 Mike Riffie -----1976, 77, 78, 79
 George L. Ringland -----1904
 Paul F. Ringland -----1903
 Dan Rittenhouse -----1995, 96, 97

Eric Roberts -----1988, 89, 90, 91
 Carl L. Robinson -----1943
 Eric Robinson -----1992
 John Robinson -----2010
 Alfonse E. Rocco -----1953
 Joe Rodella -----2009, 10
 Benjamin A. Roderick -----1917, 18, 19
 David M. Roderick -----1911, 12, 13
 Thomas E. Roderick -----1915, 16, 18
 Arch Rodgers -----1985
 Archie Rodgers -----1962
 Ron Roesch -----1974, 75, 76
 Bob Rogers -----1972, 73, 74
 Ethan Rogers -----2007
 Chris Romano -----1977, 78, 79, 80
 Clifton Romig -----1964, 65, 66
 Theodore F. Romig -----1928, 29, 30
 Kevin Rooker -----2001, 02, 03
 Kyle Rooker -----1998, 99, 00
 John Rose -----1961, 62
 John Rosengren -----1915, 17
 Addison S. Ross -----1890
 Jordan Ross -----2005, 06, 07, 08
 Scott Ross -----1987
 Vic Rowcliffe -----1989, 90, 91
 Jamie Ruhl -----1991, 92, 93, 94
 Anthony Ruiz -----1977
 James A. Rumbaugh -----1930, 31, 32
 Robert L. Runyan -----1927, 28, 29
 Ray Rupert -----1972, 73
 Terry Ruskin -----1994, 95
 Nelson J. Russ -----1934
 James Russell -----1961
 Jared Russell -----2004
 Mathew A. Rutherford -----1930, 31
 John H. Rutledge -----1946
 Kevin Ryan -----1990, 91, 92, 93

Howie Ryder -----1983, 84, 85

S -----
 Arthur J. Saalfield, Jr. -----1941
 Larry Salata -----1980, 81, 82
 Michael SaLay -----1971
 Dennis Salettel -----1967, 68, 69, 70
 Jeff Samaco -----1991, 93, 94
 Travis Sanders -----1992, 93, 94, 95
 Mike Sarago -----1982
 Paul Sarosy -----1972, 73, 74
 Christian Saulnier -----1997, 98, 99
 Greg Saunders -----1973, 74
 Jan Saunders -----1978
 John Saunders -----1966, 67, 68
 Howard D. Saurer -----1925, 26
 Paul Sauth -----1966
 Paul Savage -----1983, 84, 85, 86
 Greg Sayle -----1989, 90
 Justin Schafer -----2003, 04, 05, 06
 Greg Schermbeck -----2005, 06, 07
 Bruce Schibler -----1973, 74, 75
 Eric Schibler -----1979
 Kurt Schibler -----1976, 77
 James B. Schick -----1936
 Stephen Schmid -----1970
 Robert Schmuck -----1980
 Arthur L. Schneider -----1949
 Will Schober -----1996, 99
 Ben Schrock -----2004, 05, 06, 07
 Mike Schroeck -----1974, 75
 Eric Schubert -----1977
 Frank Schuhle -----1976, 77
 Rick Schutte -----1973, 74, 75, 76
 Matt Schwenning -----2010
 James J. Scotland -----1936
 Eugene F. Scott -----1915, 17
 Robert Scott -----1982, 83, 84
 Tim Scott -----1982, 83, 84, 85
 Sylvester B. Scovel -----1906, 07, 08
 Alfred B. Sears -----1922, 23
 Paul Sebron -----1971, 72, 73, 74
 Robert Secor -----1980, 81
 Homer R. Secrist -----1926, 27, 28
 Ashton Segree -----2007
 Mark Seker -----1975, 76
 Robert M. Sekerak -----1931, 32, 33
 Jacob H. Selzer -----1914
 John H. Selzer -----1915
 Karl P. Senff -----1919, 20
 Ralph E. Senff -----1921, 22
 Robert T. Shafer, Jr. -----1950
 Paul Shaffer -----1981
 Robert K. Shaffer -----1948
 Roy B. Sharrock -----1920
 Gregory Shasby -----1964
 Earl R. Shaw -----1949
 Stu Sheard -----1975, 76, 77
 Steve Sheasby -----1973, 74
 Dale Sheehan -----1975, 76
 John Shepherd -----1967
 Dustin Sheppard -----2005, 06, 07, 08
 Gerald Sherrick -----1961
 Chris Shilts -----1985, 86, 87, 88
 Ryan Shingleton -----2005
 William G. Shinn -----1942
 Abraham L. Shipman -----1914
 Louis J. Shirock -----1938
 Willis B. Shontz -----1907, 09
 David N. Short -----1934, 35
 Ronald Showalter -----1967, 68, 69, 70
 Eric Showes -----1975, 76, 77, 78
 Robert E. Shrake -----1938
 Paul L. Shumaker -----1924, 25
 Edward P. Shupe -----1902

ALL-TIME LETTERWINNERS

Charles N. Shutt -----1912, 13, 14
 Rick Shutte -----1975
 Steve Sibbio -----1979, 80, 81, 82
 Roscoe R. Sidell -----1907
 George Siedel -----1964, 65
 Trey Simmerman -----2005, 06, 07
 Darryl Simmons -----1998, 99, 00, 01
 Daniel E. Simon -----1941
 Jay Simonds -----1986
 Tyler Sinclair -----2010
 Henry A. Sinderman -----1916, 18
 John J. Siskowic, Sr. -----1924, 25
 John J. Siskowic, Jr. -----1953
 Samuel W. Siskowic -----1954
 Allen Skinner -----2001, 02, 03, 04
 Sly Slaughter -----1993, 94, 95, 96
 Justin Sloan -----2002, 03, 04
 Terry Sloane -----1966
 Tim Slovensky -----2001, 02, 03, 04
 Robert F. Slutz -----1913, 15
 Worthington Slutz -----1916
 Roy E. Smail -----1931, 32
 John E. Smeltz -----1943
 Andre Smith -----2003, 04, 05, 06
 Bruce Smith -----1972, 73
 Carter Smith -----1967, 68, 69
 Clarence V. Smith -----1937
 David Smith -----2010
 Edward Smith -----1966, 67, 68
 Edwin G. Smith -----1933, 34, 35
 Franklin K. Smith -----1946
 Gerald L. Smith -----1956
 Howard J. Smith -----1923, 24, 25
 Hugh R. Smith -----1903
 Jeff Smith -----1991, 92
 Kirk Smith -----1983, 84, 85, 86
 Richard Smith -----1975, 76, 77
 William A. Smith -----1930
 Jim Smucker -----1993, 94, 95
 Randolph Snow -----1964, 65, 66, 67
 William Snowball -----1968
 Allen W. Snyder -----1918, 19, 20
 Paul H. Snyder -----1926, 27, 28
 Peter L. Snyder -----1936
 Tom Solak -----1986, 87, 88, 89
 Dennis Solensky -----1985, 86, 87, 88
 Chris Solis -----1992, 93, 94, 95
 Mark Solis -----1992, 93, 95
 Rick Sollmann -----1968, 69, 70
 B.J. Solomon -----1997, 98, 99
 Bill Somerlot -----1978, 79
 Steven Somerlot -----1974
 Dan Sommers -----2005, 06, 07
 Chuck Speelman -----1989
 John M. Spencer -----1903, 04
 Todd Spillman -----2007, 08, 09
 Steve Spitzer -----1989, 90, 91
 Jon Spragg -----1999, 00, 01, 02
 Kevin Spragg -----2003, 04, 05, 06
 Jeff Spraggins -----1999, 00, 01, 02
 Andrew Sprague -----1989, 90
 Alfred C. Spreng -----1943
 John Srock -----1980, 81, 82
 Pete Stamatis -----1978, 79
 Rick Stanley -----1995
 Harry B. Stapler -----1949
 Mike Starcher -----1995
 Jeff Stark -----1970, 71, 72, 73
 G. Donald Starn -----1922, 23, 24
 Dan Steck -----2001, 02, 03
 Frank A. Steele -----1906, 07
 Robert D. Steele -----1919, 20, 21
 N. Richard Stefanek -----1955
 Derek Stein -----2008, 09
 Bill Steiner -----1970, 71, 72
 Jim Stephenson -----1974, 75, 76, 77
 Anthony Steratore -----2009, 10

Rick Stern -----1982, 83, 84, 85
 Robert L. Stern, Jr. -----1929
 James Stewart -----1957
 John A. Stewart -----1904, 05, 07
 Herbert H. Stiffler -----1917, 19, 20
 Charles R. Stocker -----1949
 Joe Stoffer -----2010
 Jim Stoll -----1978, 79, 80
 Robert K. Stoll -----1925, 26, 27
 L.W. Stoneburner -----1935, 36
 Roger W. Stoneburner -----1945
 Wesley H. Stoneburner -----1936
 William E. Stoner -----1954
 Paul Storm -----1979, 80, 81
 W. Laverne Strasbaugh -----1931
 A.J. Strauch -----2006
 J. William Strazza -----1953
 Chad Stuckey -----1992, 93, 94, 95
 Samuel Stump -----1976
 Jamin Suber -----2003, 04
 Brian Sullivan -----1980
 Jeff Sullivan -----1985
 Keith Sulzer -----1980, 81, 82
 Rich Sulzer -----1975, 76, 77, 78
 Tony Sutton -----2002, 03, 04
 George Swaim -----1963
 Brian Swan -----2007, 08, 09
 James R. Swan -----1951
 Shaun Swearingen -----2003, 04, 05, 06
 Donald B. Swegan -----1946
 Dave Swift -----1978, 79, 80
 John M. Swigart -----1921, 22, 23
 John E. Szitar, Jr. -----1927, 28

T
 Arthur M. Taliaferro -----1935, 36, 37
 Robert L. Taliaferro -----1934, 35, 36
 John W. Tannehill -----1930
 Alfred P. Tanner -----1934
 Hiram L. Tate -----1903, 06, 07
 Brendon Taylor -----2010
 J.T. Taylor -----2007
 Dan Terhune -----2009, 10
 Frederick A. Thayer, III -----1954
 Jeff Thieman -----1995
 Jeffery Thomas -----1984, 85, 86, 87
 Reid Thomas -----1982
 Ryan Thomas -----2005, 06, 07
 Tim Thomas -----1977, 78
 William Thombs -----1958, 59, 60
 Bruce Thompson -----1991
 David P. Thompson -----1942
 Edward Thompson -----1968, 69, 70
 Robert O. Thompson -----1909, 10
 William C. Thompson -----1904, 05, 06
 Gary Thornicroft -----1968
 Harvey M. Throop -----1932
 Chester W. Todd -----1904
 Jimmy Tomcufcik -----2010
 John Tomlinson -----1991
 Matt Tootle -----2004, 05, 06
 Will Torres -----2003
 John Toth -----1988, 89, 90
 John Travers -----1982
 Storm Tropea -----2007, 08, 09
 Donald S. Troup -----1953
 Taylor Trout -----2008, 09, 10
 Philip K. Troutman -----1913, 15
 Frank M. Tucek -----1934, 35, 36
 Bob Tucker -----1961, 62, 63, 64
 Robert Tull -----1984, 85, 86
 James Turner -----1962, 63, 64, 65
 James Turner -----1959, 60, 61, 62
 Robert N. Twitchell -----1949

U
 Anthony Uhler -----1960, 61, 62, 63
 Joseph Uhrig -----1962, 63
 Tracy Upton -----1982, 83
 Phil Utter -----1992

V
 Keith Vance -----2000, 01
 Bruce Vandersall -----1961, 62, 63, 64
 Dale Vandersall -----1960, 61, 62, 63
 Donald Van Hoose -----1962
 Edgar Van Hoose -----1992, 93, 94
 Lloyd L. Van Nest -----1920, 21, 22
 Bobby Vega -----2001, 02, 03, 04
 Gary Vendemia -----1969, 70
 Dennis Verrett -----1971
 William C. Vigrass -----1941
 Phil Vitalbo -----2003, 04, 05, 06
 Mike Vyrostek -----2004, 05, 06

W
 Robert Wachtel -----1956, 57, 58, 59
 Chris Wade -----2007, 08, 09
 Jack Wagner -----1961, 62, 63, 64
 Walter S. Wagoner, Sr. -----1940
 Wallace C. Walker -----1918, 19, 20, 21
 M. Donald Walklet -----1932
 James Fuller Wallace -----1904, 05
 Jim Wallace -----2001, 02, 03, 04
 Kevin Walsh -----1987
 Emmanuel Walters -----2010
 John Walton -----1964, 65
 Irvin W. Wander -----1934
 Brock Wanless -----1996, 97, 98, 99
 Daryl Ward -----1975, 76, 77, 78
 Larry Ward -----1983, 84
 Samuel R. Ward -----1930, 31
 David Warner -----1962
 Dennis Warner -----1968, 69, 70
 Jim Warstler -----1994
 William Washburn -----1958, 59, 60, 61
 Richard M. Watkins -----1917, 18, 19, 20
 Samuel J. Watkins -----1920
 Brian Watson -----1995
 Evan Watson -----2003, 04, 05, 06
 G. Christie Watson -----1936, 37
 Philip E. Weamer -----1919
 James Weaver -----1990, 91, 92, 93
 James S. Weaver -----1904
 Jim Webb -----1981, 82, 83
 Mark Webb -----1990, 91, 92, 93
 James Webber -----1961, 62
 Arthur H. Wedge -----1924
 Ken Wehmeyer -----1972, 73, 74, 75
 Zack Weidrick -----2010
 Donald A. Weihe -----1925, 26, 27
 Robert Weinburg -----1958, 59, 60
 Miko Weir -----2009
 George F. Weisenbach -----1931, 32, 33
 Jack Weisensell -----1977, 78, 79, 80
 Bill Weller -----1978, 79, 80
 Frank J. Welsh -----1912
 Stanley R. Welty -----1921, 22, 23
 Kevin West -----2000
 Richard F. West -----1943
 Robert S. Westphal -----1929
 Carl V. Weygandt -----1910, 11
 Denny Whalen -----1956
 Kevin Whalen -----2009
 Anthony Wheeler -----1995

Bartley Whitaker -----1956, 57, 58, 59
 Robert Whitaker -----1956, 57, 58, 59
 Ron Whitaker -----1965, 66, 67, 68
 Emory B. Whitcomb -----1901
 James H. Whitcraft -----1902, 03, 04
 Duane White -----1966, 67, 68, 69
 Merrill D. White -----1911, 12
 Paul Q. White -----1908, 09
 Robert C. White -----1919, 20
 Webster White -----1964, 65, 66, 67
 Wilbert W. White -----1909, 10, 11
 Dave Whitman -----1969, 70, 71
 Norman N. Wiebusch -----1942
 Ed Wierzbicki -----1978, 79, 80
 Charles H. Williams -----1918, 19, 20
 Dave Williams -----1986, 87, 88
 Gary Williams -----1957, 58, 59, 60
 Michael Williams -----1979
 Pat Williams -----1980, 81
 Reginald Williams -----1959, 60, 61, 62
 Richard Williams -----1975
 Andrew J. Willier -----1918
 Arthur Wilson -----1966, 67, 68
 Ivan O. Wilson -----1906
 Lu Wims -----1957, 58, 59, 60
 Glenn Winter -----1984
 Jeff Wise -----1968, 69, 70, 71
 Douglas Witters -----1961
 Michael Woltman -----1985, 86, 87
 Chuck Woodard -----2005, 06
 Jeremi Woodruff -----1998, 00
 Justin Woodruff -----1998
 Hervey B. Work -----1892
 Todd Worly -----2000, 01, 02
 Al Wright -----1972
 Brian Wright -----1991, 92, 94
 Chris Wright -----1994
 Ron Wright -----1979, 80, 81, 82
 Spencer Wyatt -----2000, 01, 03
 Winston L. Wyckoff -----1925, 26

Y
 Kyle Yoder -----2006, 07
 Shlemon Yohannan -----1910, 11, 12
 David Yokley -----1996, 97, 98
 Philip E. Young -----1929, 30
 Ralph A. Young -----1927, 28
 Steve Young -----2003
 Steve Young -----1985, 86, 87, 88

Z
 Adam Zann -----1999, 00
 Rocky Zazzaro -----1984, 85, 86
 Alvin C. Ziemke -----1938
 Edwin G. Ziemke -----1949
 Pat Zimmerman -----2007, 08
 Dave Zink -----1987, 88, 89, 90
 Joe Zombek -----1998, 99, 00
 Jeffrey Zorn -----1964
 Steve Zumbrun -----2005, 06, 07
 Joseph Zurcher -----1962

Bold indicates current player



2011 COLLEGE OF WOOSTER FOOTBALL SCHEDULE

DATE	OPPONENT	TIME
Sept. 1	BALDWIN-WALLACE	7:00
Sept. 10	WABASH*	1:00
Sept. 17	at Oberlin	1:00
Sept. 24	OHIO WESLEYAN*	7:30
Oct. 1	DENISON*	1:00
Oct. 15	at Washington-St. Louis	1:00
Oct. 22	CASE WESTERN RESERVE	1:00
Oct. 29	at Hiram*	7:00
Nov. 5	at Kenyon*	1:00
Nov. 12	at Wittenberg*	1:00

* indicates North Coast Athletic Conference games
CAPS indicate home games at John P. Papp Stadium